

A close-up photograph of a car window, heavily splattered with raindrops. The window reflects a football stadium filled with spectators, with the field and goalposts visible. The word "Steelers" is printed in a stylized font on a white background at the top of the window.

Steelers

2021 WEEK 18

PITTSBURGH STEELERS at BALTIMORE RAVENS

Sunday, Jan. 9
M&T Bank Stadium

PITTSBURGH STEELERS COMMUNICATIONS

Burt Lauten - Director of Communications
 Michael Bertsch - Communications Manager
 Angela Tegnella - Communications Coordinator
 MacKaiya Cherry - Communications Assistant/Social Media



UPMC ROONEY
SPORTS COMPLEX

PITTSBURGH STEELERS

3400 South Water Street • Pittsburgh, PA 15203
 412-432-7820

PITTSBURGH STEELERS GAME RELEASE WEEK 18

BALTIMORE RAVENS

GAME INFORMATION

	Sunday, January 9 1 p.m. ET	M&T Bank Stadium Baltimore, MD Capacity 71,008 // Natural Grass
	CBS Locally KDKA-TV	Ian Eagle (play-by-play) Charles Davis (analysis) Evan Washburn (sideline)
	Steelers Radio Network (48 affiliates) 102.5 WDVE-FM (Pittsburgh) 970 WBGG-AM (Pittsburgh)	Bill Hillgrove (play-by-play) Craig Wolfley (analysis) Missi Matthews (sideline) Max Starks (sideline)
	Compass Media Networks (National)	Chris Carrino (play-by-play) Brian Baldinger (analysis)

THE SERIES

All-Time	Steelers lead, 31-24	Last: Steelers Win, 20-19 (Dec. 5, 2021)
Home	Steelers lead, 19-11	Last: Steelers Win, 20-19 (Dec. 5, 2021)
Away	Ravens lead, 13-12	Last: Steelers Win, 28-24 (Nov. 1, 2020)

THE COACHES

	Head Coach	At Franchise	Overall	vs. Opp
Steelers	Mike Tomlin	153-85-2 (15)	153-85-2 (15)	15-14
Ravens	John Harbaugh	137-87 (14)	137-87 (14)	13-14

COMMUNICATIONS STAFF

Director of Communications	Burt Lauten	lautenb@steelers.nfl.com 412-432-7821
Communications Manager	Michael Bertsch	bertschm@steelers.nfl.com 412-432-7822
Communications Coordinator	Angela Tegnella	tegnellaa@steelers.nfl.com 412-432-7820
Communications Assistant/Social Media	MacKaiya Cherry	cherrym@steelers.nfl.com 412-432-7893

2021 REGULAR-SEASON SCHEDULE (8-7-1)

Day	Date	Opponent	TV	Time/Result
Sun.	Sept. 12	at Buffalo		W, 23-16
Sun.	Sept. 19	Las Vegas		L, 26-17
Sun.	Sept. 26	Cincinnati		L, 24-10
Sun.	Oct. 3	at Green Bay		L, 27-17
Sun.	Oct. 10	Denver	FOX	W, 27-19
Sun.	Oct. 17	Seattle		W, 23-20 (ot)
BYE WEEK				
Sun.	Oct. 31	at Cleveland		W, 15-10
Mon.	Nov. 8	Chicago		W, 29-27
Sun.	Nov. 14	Detroit	FOX	T, 16-16 (ot)
Sun.	Nov. 21	at L.A. Chargers		L, 41-37
Sun.	Nov. 28	at Cincinnati		L, 41-10
Sun.	Dec. 5	Baltimore		W, 20-19
Thur.	Dec. 9	at Minnesota	FOX	L, 36-28
Sun.	Dec. 19	Tennessee		W, 19-13
Sun.	Dec. 26	at Kansas City		L, 36-10
Mon.	Jan. 3	Cleveland		W, 26-14
Sun.	Jan. 9	at Baltimore*		1 p.m.

*Sunday night games in Weeks 5-17 subject to change; Week 18 game TBD

NOTE: All times are Eastern

Home games in **BOLD**

2021 POSTSEASON SCHEDULE

Day	Date	Game
Sat./Sun.	Jan. 15/16	Wildcard Playoff Games
Sat./Sun.	Jan. 22/23	Divisional Playoff Games
Sun.	Jan. 30	Conference Championships
Sun.	Feb. 13	Super Bowl LVI (Los Angeles, CA)

WHAT'S INSIDE

3	Covering The Steelers	52-55	Series History	169	Big Plays (GBG)	194-195	Offense/Defense (GBG)
4	Countdown To Kickoff	56	NFL Standings	170	Opp. Big Plays (GBG)	196-197	Turnover Chart
5	Regular-Season Finals	57	Steelers Record When	171	Big Returns/Opp. Big Returns	198-199	Ind. GBG (Passing)
6-14	Team Notes	58-61	Roster Information	172-175	Drive Charts	200-201	Ind. GBG (Rushing)
15	Tomlin's Record When	62	How the Steelers Were Built	176	Opening Drives	202-203	Ind. GBG (Receiving)
15-18	Tomlin Notes	63	Depth Chart	177	Drive Production (GBG)	204-206	Ind. GBG (Defense)
18-19	Team Offense Notes	64-65	Transactions	178-179	Scoring Drives	207	Ind. GBG (Fumble Returns)
20	Ben By The Numbers	66-158	Updated Player Bios	180	Longest Drives	208	Ind. GBG (Int. Returns)
21	Ben Moving On Up	159-160	Results/Individual Statistics	181-182	Red-Zone Efficiency	209-210	Ind. GBG (Special Teams)
22-29	Ben Roethlisberger Notes	161	Special Teams Tackles	183	Yards Gained by Down	211	Ind. GBG (Punting)
29-33	Individual Offense Notes	162	Game-by-Game Starters	184	Third Down Efficiency/Opp.	212	Ind. GBG (Field Goals)
34-38	Team Defense Notes	163	Participation	185	Fourth Down Efficiency/Opp.	213	Ind. GBG (Kickoff Returns)
39	Watt To Look For	164-165	Individual Game Highs	186-190	Defensive Summaries	214	Ind. GBG (Punt Returns)
40-45	T.J. Watt Notes	166	Big Yardage Games	191	Defensive Stats (GBG)	215-230	Game Summaries
45-49	Individual Defense Notes	167	Big Pass Plays (20+)	192	Team Rankings	231-233	The Last Time
49-51	Special Team Notes	168	Big Run Plays (10+)	193	Week-by-Week NFL Rankings		



WEEKLY PRESS CONFERENCE

- The Steelers will make head coach **Mike Tomlin** available for a Zoom press conference at **Noon ET on Tuesday, Jan. 4** (Weekday 1).

Tuesday, Jan. 4

- **Coach Tomlin** will be available via Zoom on Weekday 1 starting at Noon ET
- No player availability: day off

Wednesday, Jan. 5 - Friday, Jan. 7

- TBD

Saturday, Jan. 8

- No media availability: day before game

Sunday, Jan. 9

- Pittsburgh Steelers at Baltimore Ravens: 1 p.m. (KDKA, locally KDKA-TV)

*Schedule subject to change

PITTSBURGH STEELERS ON OMG

- The Steelers media website is www.NFLOMG.com. Please follow the link and click on the Steelers logo to access the team's page.
- For general access to the NFL OMG site, use the following user name (steelersmedia) and password (steelersmedia).
- For customized access to the NFL OMG site, please email Michael Bertsch at BertschM@steelers.nfl.com or Angela Tegnolia at TegnoliaA@steelers.nfl.com.
- The Steelers interactive site will contain the complete 2021 Media Guide, all weekly game releases, player bios and rosters, Steelers staff information and bios, weekly flip cards, a game tracker, all Steelers team and individual records and statistics, Steelers historical information, daily press releases and transcripts and much more.
- The game releases and media guide are updated weekly during the season and available in a PDF format. Team notes, player bios, team and individual records, miscellaneous stats and game summaries are updated following each game and posted on the site.
- On gamedays, the site will host live statistics, updated player notes, postgame quotes and more. It is an easy-to-use, one-stop shop for all media needs and information regarding the Steelers.

NFLCOMMUNICATIONS.COM

- Journalists worldwide have access to the dedicated media website featuring news from the NFL and its teams. Daily releases, statistics, domestic and international NFL updates and other information about the NFL are available.

OFFICIAL STEELERS WEBSITE

- Media and fans can read about the latest Steelers news on the official Steelers website. The site, www.steelers.com, features breaking news statistics, player biographies and much more.

STEELERS NATION HD RADIO

- Steelers Nation Radio is a 24-hour/day HD radio station dedicated specifically to the Pittsburgh Steelers. It can be heard on www.steelers.com, the official Steelers app or the iHeart app on your smartphone, and at 102.5 WDVE HD2.
- A daily schedule of what is on Steelers Nation HD Radio is available at www.facebook.com/steelersnationradio.

STEELERS RADIO COVERAGE

For the 23rd consecutive year, WDVE-FM (102.5) and WBGW-AM (970) are carrying all Steelers games.

Additionally, Steelers games can be heard on a 48-station network spanning Pennsylvania, West Virginia, Ohio, Maryland, New York and South Carolina. All Steelers games will be broadcast in both English and Spanish on Steelers.com.

For the 28th straight season, Bill Hillgrove serves as the "Voice of the Steelers" and handles play-by-play duties for the broadcast. Joining Hillgrove for his 20th season is former Steelers offensive lineman Craig Wolfley, who provides analysis. In her third year, Missi Matthews will be on the sideline throughout the regular season. Former Steelers offensive lineman Max Starks will provide sideline analysis.

Fans in Mexico can listen to broadcasts on Grupo Imagen and games are heard on www.steelers.com/espanol. Stations on the Steelers Radio Network include:

FLAGSHIP STATIONS

WDVE-FM (102.5), WBGW-AM (970)

AFFILIATES

PENNSYLVANIA Altoona-WVAM (1430) Altoona-WRKY (104.9) Beaver Falls-WBVP (1230) Beaver Falls-WMBA (1460) Bedford-WBVE (107.5) Butler-WISR (680) Chambersburg-WCHA (800) Clarendon-WKNB (104.3) Clarion-WCCR (92.7) Cooperstown-WUJZ (107.7) DuBois-WIFT (102.1) DuBois-WKFT (101.3) Erie-WRKT (104.9) Johnstown-WNTJ (1490) Johnstown-WRKW (99.1) Latrobe-WCNS (1480) Milton-WVLY (100.9) Saegertown-WUZZ (94.3) Somerset-WNTI (990) Starview-WONN (92.7) State College-WQWK (1450) Uniontown-WMBS (590) Washington-WJPA (1450) Williamsport-WCXR (99.3) Williamsport-WZXR (103.7)	MARYLAND Cumberland-WRQE (106.1) Hagerstown-WHAG (1410) OHIO Fremont-WOHF (92.1) Marietta-WJAW (630) Youngstown-WNIO (1390) VIRGINIA Vienna-WDMX (100.1) WEST VIRGINIA Fairmont-WRLF (94.3) Fairmont-WMMN (920) New Martinsville-WXCR (92.3)
---	--

@STEELERSPRDEPT

The Steelers Communications Department has created a Twitter account for media to follow for news and information. The department's Twitter account is the primary platform for how the team disseminates news and information including press releases, media advisories, practice and media availability times and more.

COUNTDOWN TO KICKOFF

1988	The Steelers either lead the NFL or tied for the League lead in sacks dating back to the start of every season since 1988.
1.612	RB Najee Harris's 1,612 yards from scrimmage are the most by a rookie running back in franchise history. His 70 receptions are the most by a rookie in franchise history.
300+	Pittsburgh has allowed just four 300-yard passers since the start of the 2019 season, which is tied for the fewest in the NFL over the span. The quarterbacks to throw for 300 yards against the Steelers over their last 46 games, include Justin Herbert (2021, Week 11 at L.A. Chargers), Derek Carr (2021, Week 2 vs. Las Vegas), Tom Brady (2019, Week 1 at New England) and Philip Rivers (2019, Week 6 at L.A. Chargers).
284	Pittsburgh has registered an NFL-best 284 tackles for loss since the start of the 2019 season. The Steelers led the NFL with 103 tackles for loss in 2020, which were the most by the franchise and tied for third in the NFL since 2008.
200+	Cleveland QB Baker Mayfield threw for just 185 yards in Week 17. Pittsburgh has limited 24 opponents to 200 passing yards or less since the start of the 2019 season, which is the fourth-most in the NFL over the span.
162	Pittsburgh has scored 162 points in the fourth quarter this season, which is the second-most in the NFL in 2021 and most in franchise history. The Steelers own a 56-point scoring margin (162-106) in the fourth quarter this season, which is the third-best in the NFL and second best by the team since 2000.
135	Mike Tomlin and QB Ben Roethlisberger have teamed up for 135 regular-season wins, which is tied for the second-most by a head coach-quarterback pairing in NFL history.
84	Pittsburgh has registered 84 takeaways since the start of the 2019 season, which is the second-most in the NFL in that span. The Steelers have forced multiple turnovers in 28 games in the same span, which leads the League.
67.0	DT Cameron Heyward's 67.0 career sacks are the most by a Steelers' defensive lineman since 1982, third-most by an active NFL defensive tackle, fifth-most in franchise history and fourth-most by a Steeler since 1982.
61	Pittsburgh has registered 61 starts by rookie players through Week 17, which is the third-most in the NFL. The Steelers' 61 starts by rookie players are the most by the Steelers since at least 1991.
56	Pittsburgh has registered 56 starts on offense alone from rookies through Week 17, which is the most in the NFL. The Steelers' 56 starts by rookie offensive players are the most by the Steelers since at least 1991.
54	TE Pat Freiermuth's 54 receptions are the most by a rookie tight end in franchise history and tied for seventh-most by a rookie tight end in NFL history.
16	S Minkah Fitzpatrick's 16 takeaways (interceptions, fumble recoveries) are tied for the third-most in the NFL since the start of the 2019 season.
17	K Chris Boswell has made 17 of 21 field goal attempts in his NFL career from 50 yards or further. His 17 field goals made from 50+ yards are the most in franchise history.
10+	The Steelers have won four games when trailing at halftime by 10 or more points since the start of 2020, which is the most in the NFL. Pittsburgh has also won eight games when trailing by 10 or more points since the start of 2020, which is the most in the NFL.
10	K Chris Boswell has made 10 of 12 career field goals (83.3%) in the final two minutes of regulation and overtime.

COUNTDOWN TO KICKOFF

10	LB Joe Schobert has 10 interceptions since 2017, which is the second-most in the League among linebackers.
9	K Chris Boswell has connected on 14 of his last 16 field goals of 50+ yards. He made nine straight field goals of 50+ yards before his miss from 56 yards in Week 15 vs. Tennessee. Boswell's previous miss of a field goal of 50+ yards was in Week 7 of 2019 (vs. Miami, Oct. 28).
8	RB Najee Harris has already registered three 100-yard rushing games and one 100-yard receiving game. He is the first rookie running back in franchise history and eighth in NFL history to register three or more 100-yard rushing games, and a 100-yard receiving game, in the same season (last, Roy Helu Jr., Washington Football Team, 2011).
7.0+	DT Cameron Heyward has now registered at least 7.0 or more sacks in a season six different times in his career, which is tied for the eighth-most by a defensive tackle since 1982.
7	The Steelers have won seven games when trailing at the end of the third quarter since the start of 2020, which is the most in the NFL. Pittsburgh's .417 winning percentage when trailing at the end of the third quarter is the second-highest in the NFL since the start of 2020.
7	With Pittsburgh's 19-13 victory over Tennessee in Week 15, in which the Steelers trailed, 13-3, at halftime, Pittsburgh has now won seven games when trailing at intermission since the start of 2020, which is tied for the most in the NFL.
7	TE Pat Freiermuth's seven TD receptions in 2021 nearly equal the rest of the entire rookie TE class (eight) and are tied for the most by a rookie tight end in franchise history. His seven TD receptions are tied for the fourth-most by a rookie tight end in NFL history.
5	Pittsburgh leads the NFL with 52.0 sacks entering Week 18. The Steelers led the League in sacks in each of the previous four seasons (2017-20). The Steelers are the first team in NFL history to lead the NFL in sacks in four straight seasons, let alone five.
5+	WR Diontae Johnson has recorded five or more catches in 11 straight games, which is the second-longest active streak in the NFL. His streak of 11 consecutive games with five or more catches is tied for the third-longest streak in franchise history.
4+	Pittsburgh has started four or more rookies in 10 games in 2021, which is the second-most in the NFL. The Steelers started four or more rookies in a game just five times over the previous 30 seasons (1991-2020).
4TH	With the 29-27 victory over Chicago in Week 9, head coach Mike Tomlin became the 20th head coach in NFL history to reach 150 career wins. He reached the 150-win plateau in the fourth-fewest games (232 games) in League history.
2ND	LB Joe Schobert has registered at least 100 tackles in each of the last five seasons. His 629 tackles are the second-most in the NFL since the start of the 2017 season.
2ND	Since joining the Steelers in 2015, K Chris Boswell is 179-of-203 field goal attempts (88.2%). He ranks third in field goal percentage among all NFL kickers with at least 190 field goal attempts since 2015.
1	K Chris Boswell is one of two kickers in the NFL this season with three or more field goals made in a single quarter (and both came in the fourth quarter, Week 9 vs. Chicago, and Week 15 vs. Tennessee). He is the first kicker in the NFL with three or more field goals made in multiple fourth quarters in the same season since Cairo Santos (Kansas City) in Week 2 and Week of 2016.
1	RB Najee Harris leads NFL rookie running backs in carries (296), rushing yards (1,172), rushing TDs (seven), total TDs (10), first downs by rush (61), touches (366), targets (90), receptions (70), receiving yards (440), total first downs gained (81) and yards from scrimmage (1,612).

REGULAR-SEASON FINALES (43-41)

Home: 21-5 • Away: 22-36 • Baltimore: 1-3 (0-3 in Baltimore)

Date	Opponent	Site	Day	Result
1/3/2021	Cleveland Browns	A	Sun	L, 24-22
12/29/2019	Baltimore Ravens	A	Sun	L, 28-10
12/30/2018	Cincinnati Bengals	H	Sun	W, 16-13
12/31/2017	Cleveland Browns	H	Sun	W, 28-24
1/1/2017	Cleveland Browns	H	Sun	W, 27-24 (ot)
1/3/2016	Cleveland Browns	A	Sun	W, 28-12
12/28/2014	Cincinnati Bengals	H	Sun	W, 27-17
12/29/2013	Cleveland Browns	H	Sun	W, 20-7
12/30/2012	Cleveland Browns	H	Sun	W, 24-10
1/1/2012	Cleveland Browns	A	Sun	W, 13-9
1/2/2011	Cleveland Browns	A	Sun	W, 41-9
1/3/2010	Miami Dolphins	A	Sun	W, 30-24
12/28/2008	Cleveland Browns	H	Sun	W, 31-0
12/30/2007	Baltimore Ravens	A	Sun	L, 27-21
12/31/2006	Cincinnati Bengals	A	Sun	W, 23-17 (ot)
1/1/2006	Detroit Lions	H	Sun	W, 35-21
1/2/2005	Buffalo Bills	A	Sun	W, 29-24
12/28/2003	Baltimore Ravens	A	Sun	L, 13-10 (ot)
12/29/2002	Baltimore Ravens	H	Sun	W, 34-31
1/6/2002	Cleveland Browns	H	Sun	W, 28-7
12/24/2000	San Diego Chargers	A	Sun	W, 34-21
1/2/2000	Tennessee Titans	H	Sun	L, 47-36
12/28/1998	Jacksonville Jaguars	A	Mon	L, 21-3
12/21/1997	Tennessee Titans	A	Sun	L, 16-6
12/22/1996	Carolina Panthers	A	Sun	L, 18-14
12/24/1995	Green Bay Packers	A	Sun	L, 24-19
12/24/1994	San Diego Chargers	A	Sat	L, 37-34
1/2/1994	Cleveland Browns	H	Sun	W, 16-9
12/27/1992	Cleveland Browns	H	Sun	W, 23-13
12/22/1991	Cleveland Browns	H	Sun	W, 17-10
12/30/1990	Houston Oilers	A	Sun	L, 34-14
12/24/1989	Tampa Bay Buccaneers	A	Sun	W, 31-22
12/18/1988	Miami Dolphins	H	Sun	W, 40-24
12/21/1986	Kansas City Chiefs	H	Sun	L, 24-19
12/21/1985	New York Giants	A	Sat	L, 28-10
12/16/1984	Los Angeles Raiders	A	Sun	W, 13-7
12/18/1983	Cleveland Browns	A	Sun	L, 30-17
12/20/1981	Houston Oilers	A	Sun	L, 21-20
12/22/1980	San Diego Chargers	A	Mon	L, 26-17
12/16/1979	Buffalo Bills	H	Sun	W, 28-0
12/16/1978	Denver Broncos	A	Sat	W, 21-17
12/18/1977	San Diego Chargers	A	Sun	W, 10-9

REGULAR-SEASON FINALES (43-41)

Home: 21-5 • Away: 22-36 • Baltimore: 1-3 (0-3 in Baltimore)

Date	Opponent	Site	Day	Result
12/11/1976	Houston Oilers	A	Sat	W, 21-0
12/20/1975	Los Angeles Rams	A	Sat	L, 10-3
12/14/1974	Cincinnati Bengals	H	Sat	W, 27-3
12/15/1973	San Francisco 49ers	A	Sat	W, 37-14
12/17/1972	San Diego Chargers	A	Sun	W, 24-2
12/19/1971	Los Angeles Rams	H	Sun	L, 23-14
12/20/1970	Philadelphia Eagles	A	Sun	L, 30-20
12/21/1969	New Orleans Saints	A	Sun	L, 27-24
12/15/1968	New Orleans Saints	A	Sun	L, 24-14
12/17/1967	Green Bay Packers	A	Sun	W, 24-17
12/18/1966	Atlanta Falcons	A	Sun	W, 57-33
12/19/1965	Washington Redskins	A	Sun	L, 35-14
12/13/1964	Dallas Cowboys	A	Sun	L, 17-14
12/15/1963	New York Giants	A	Sun	L, 33-17
12/16/1962	Washington Redskins	A	Sun	W, 27-24
12/17/1961	St. Louis Cardinals	A	Sun	L, 20-0
12/18/1960	St. Louis Cardinals	A	Sun	L, 38-7
12/13/1959	Chicago Cardinals	H	Sun	W, 35-20
12/13/1958	Chicago Cardinals	H	Sat	W, 38-21
12/22/1957	Chicago Cardinals	A	Sun	W, 27-2
12/16/1956	Washington Redskins	A	Sun	W, 23-0
12/11/1955	Washington Redskins	A	Sun	L, 28-17
12/12/1954	Cleveland Browns	A	Sun	L, 42-7
12/13/1953	Washington Redskins	A	Sun	W, 14-13
12/14/1952	Los Angeles Rams	A	Sun	L, 28-14
12/16/1951	Washington Redskins	A	Sun	W, 20-10
12/10/1950	Chicago Cardinals	H	Sun	W, 28-7
12/11/1949	New York Bulldogs	A	Sun	W, 27-0
12/12/1948	Los Angeles Rams	A	Sun	L, 31-14
12/7/1947	Boston Yanks	H	Sun	W, 17-7
12/1/1946	Philadelphia Eagles	A	Sun	L, 10-7
12/2/1945	Washington Redskins	A	Sun	L, 24-0
12/6/1942	Green Bay Packers	A	Sun	L, 24-21
11/30/1941	Brooklyn Dodgers	A	Sun	L, 35-7
11/28/1940	Philadelphia Eagles	A	Thu	L, 7-0
11/26/1939	Philadelphia Eagles	H	Sun	W, 24-12
12/4/1938	Cleveland Rams	A	Sun	L, 13-7
11/21/1937	Brooklyn Dodgers	H	Sun	L, 23-0
11/29/1936	Boston Yanks	A	Sun	L, 30-0
12/8/1935	New York Giants	A	Sun	L, 13-0
11/18/1934	Brooklyn Dodgers	H	Sun	L, 10-0
12/3/1933	New York Giants	A	Sun	L, 27-3

REGULAR-SEASON FINALES

- Pittsburgh owns an all-time record of 43-41 (.512) in regular-season finales.
- The Steelers own a road record of 22-36 (.379) in regular-season finales.
- Pittsburgh carried an 11-game winning streak in regular-season finales into the Week 17 matchup at Baltimore in 2019, but the Ravens upended the Steelers, 28-10. Pittsburgh also dropped its season finale at Cleveland, 24-22, in 2020.
- The Steelers have captured four of their last six regular-season finales on the road.
- Pittsburgh has captured 17 of its last 22 regular-season finales, including 11 of the last 14 under head coach **Mike Tomlin**.
- Since 1978 (when the NFL went to the 16-game schedule), Pittsburgh is 24-17 (.585) in regular-season finales.
- The Steelers' 24 victories in regular-season finales are tied for the seventh-most in the NFL since 1978.
- Pittsburgh's .585 winning percentage in regular-season finales is tied for the seventh-highest in the NFL since 1978.

MOST WINS IN REGULAR-SEASON FINALES SINCE 1978

RANK	TEAM	WINS
1.	Green Bay Packers	29
2.	New England Patriots	25
	Philadelphia Eagles	25
	L.A. Chargers	25
	Kansas City Chiefs	25
	Indianapolis Colts	25
7.	Pittsburgh Steelers	24
	San Francisco 49ers	24
	Tennessee Titans	24
	Seattle Seahawks	24

HIGHEST WIN PERCENTAGE IN REGULAR-SEASON FINALES SINCE 1978

RANK	TEAM	W	L	T	WIN PCT.
1.	Green Bay Packers	29	12	0	.707
2.	New England Patriots	25	16	0	.610
	Philadelphia Eagles	25	16	0	.610
	L.A. Chargers	25	16	0	.610
	Kansas City Chiefs	25	16	0	.610
	Indianapolis Colts	25	16	0	.610
7.	Pittsburgh Steelers	24	17	0	.585
	Tennessee Titans	24	17	0	.585
	Seattle Seahawks	24	17	0	.585
	San Francisco 49ers	24	17	0	.585

- Since 2007 (when head coach **Mike Tomlin** opened his career), Pittsburgh is 11-3 (.786) in regular-season finales.
- The Steelers' 11 victories in regular-season finales under Tomlin are the most in the NFL since 2007.
- Pittsburgh's .786 winning percentage in regular-season finales under Tomlin is the highest in the NFL since 2007.

MOST WINS IN REGULAR-SEASON FINALES SINCE 2007

RANK	TEAM	WINS
1.	Pittsburgh Steelers	11
2.	Green Bay Packers	10
	New England Patriots	10
	L.A. Chargers	10
	Indianapolis Colts	10
	San Francisco 49ers	10

HIGHEST WIN PERCENTAGE IN REGULAR-SEASON FINALES SINCE 2007

RANK	TEAM	W	L	T	WIN PCT.
1.	Pittsburgh Steelers	11	3	0	.786
2.	Green Bay Packers	10	4	0	.714
	New England Patriots	10	4	0	.714
	L.A. Chargers	10	4	0	.714
	Indianapolis Colts	10	4	0	.714
	San Francisco 49ers	10	4	0	.714

KINGS OF THE NORTH

- Pittsburgh captured the 2020 AFC North title, which marked the franchise's 24th overall division title, ninth since 2002 and fourth in the last seven years (2014, 2016, 2017 and 2020).
- The Steelers earned a division title for the 24th time since the 1970 AFL-NFL merger – the most division crowns by an NFL team in that span.
- Pittsburgh reached the playoffs for the 32nd time since the 1970 AFL-NFL merger – the most playoff berths by an NFL team in that span.
- Since the AFC North was adopted after the restructuring of the 2002 NFL season when the League realigned divisions after expanding to 32 teams, **Mike Tomlin** has won the division seven times (2007, 2008, 2010, 2014, 2016, 2017 and 2020).
- No other head coach has won the AFC North more than four times (John Harbaugh and Marvin Lewis).
- Pittsburgh's nine AFC North titles nearly equal the combined total from the rest of the division since 2002.

AFC NORTH TITLES

TEAM	TITLES
Baltimore Ravens/ Cincinnati Bengals/ Cleveland Browns	11
Pittsburgh Steelers	9

AFC NORTH TITLES

RANK	TEAM	TITLES
1.	Pittsburgh Steelers	9
2.	Baltimore Ravens	6
3.	Cincinnati Bengals	5
4.	Cleveland Browns	0

STEELERS DOMINATE THE AFC NORTH

- Pittsburgh has either won or shared the AFC North Title 10 times (2002, 2004, 2007, 2008, 2010, 2011, 2014, 2016, 2017 and 2020) and finished second on six other occasions (2005, 2006, 2009, 2013, 2015 and 2018).
- Pittsburgh owns an overall record of 87-38-1 (.694) against the AFC North.
- The Steelers' 87 all-time victories against the AFC North are the most of any divisional team.
- Pittsburgh's .694 all-time winning percentage against the AFC North is the highest of any divisional team.
- Pittsburgh owns a regular-season record of 82-36-1 (.693) vs. AFC North.

- The Steelers' 82 regular-season victories against the AFC North are the most of any divisional team.
- Pittsburgh's .693 regular-season winning percentage against the AFC North is the highest of any divisional team.
- The Steelers' 82 regular-season wins and .693 regular-season winning percentage against division opponents are the third-most and third-highest among all NFL teams in divisional games (New England, 91 and .765; Indianapolis, 83 and .697).

REGULAR-SEASON AFC NORTH INTER-DIVISION RECORD

RANK	TEAM	W	L	T	WIN PCT.
1.	Pittsburgh Steelers	82	36	1	.693
2.	Baltimore Ravens	68	51	0	.571
3.	Cincinnati Bengals	55	64	0	.462
4.	Cleveland Browns	32	86	1	.273

- Pittsburgh owns a regular-season home record of 45-15 (.750) vs. AFC North.
- The Steelers 45 regular-season home victories vs. AFC North foes are the most of any divisional team.
- Pittsburgh's .750 regular-season home winning percentage vs. AFC North is the highest of any divisional team.
- Pittsburgh's 45 regular-season home wins and .750 regular-season home winning percentage against division opponents are the third-most and third-highest among all NFL teams in divisional games (New England, 49 and .817; Indianapolis, 46 and .767).

REGULAR-SEASON AFC NORTH INTER-DIVISION HOME RECORD

RANK	TEAM	W	L	T	WIN PCT.
1.	Pittsburgh Steelers	45	15	0	.750
2.	Baltimore Ravens	40	19	0	.678
3.	Cincinnati Bengals	30	30	0	.500
4.	Cleveland Browns	20	38	1	.347

- Pittsburgh owns a regular-season road record of 37-21-1 (.636) vs. AFC North.
- The Steelers' 37 regular-season road victories against the AFC North are the most of any divisional team.
- Pittsburgh's .636 regular-season road winning percentage against the AFC North is the highest of any divisional team.
- Pittsburgh's 37 regular-season road wins and .636 regular-season road winning percentage against division opponents are the third-most and third-highest among all NFL teams in divisional games (New England, 42 and .712; Green Bay, 38 and .644).

REGULAR-SEASON AFC NORTH INTER-DIVISION ROAD RECORD

RANK	TEAM	W	L	T	WIN PCT.
1.	Pittsburgh Steelers	37	21	1	.636
2.	Baltimore Ravens	28	32	0	.467
3.	Cincinnati Bengals	25	34	0	.424
4.	Cleveland Browns	12	47	0	.203

CELEBRATING THE NEW YEAR

- Pittsburgh owns a regular-season record of 11-2 (.846) in the month of January since the 1970 NFL-AFL merger.
- The Steelers' 11 regular-season victories in the month of January are the most in the NFL over the span.
- Pittsburgh's .846 regular-season winning percentage in the month of January is the highest in the NFL over the span.

MOST REGULAR-SEASON JANUARY WINS SINCE 1970 NFL-AFL MERGER

RANK	TEAM	WINS
1.	Pittsburgh Steelers	11
2.	Green Bay Packers	10
	New England Patriots	10
4.	Tennessee Titans	8
	Seattle Seahawks	8
	L.A. Chargers	8

HIGHEST REGULAR-SEASON JANUARY WINNING PERCENTAGE SINCE 1970 NFL-AFL MERGER

RANK	TEAM	W	L	T	WIN PCT.
1.	Pittsburgh Steelers	11	2	0	.846
2.	Green Bay Packers	10	3	0	.769
	New England Patriots	10	3	0	.769
4.	L.A. Chargers	8	3	0	.727
5.	Tennessee Titans	8	5	0	.615
	Seattle Seahawks	8	5	0	.615

- Pittsburgh owns a regular-season record of 6-1 (.857) under head coach **Mike Tomlin** in the month of January (since 2007).
- The Steelers' six regular-season victories in the month of January are tied for the most in the NFL over the span.
- Pittsburgh's .857 regular-season winning percentage in the month of January is tied for the highest in the NFL over the span.

MOST REGULAR-SEASON JANUARY WINS SINCE 2007

RANK	TEAM	WINS
1.	Pittsburgh Steelers	6
	Green Bay Packers	6
3.	Five teams with	5

HIGHEST REGULAR-SEASON JANUARY WINNING PERCENTAGE SINCE 2007

RANK	TEAM	W	L	T	WIN PCT.
1.	Pittsburgh Steelers	6	1	0	.857
	Green Bay Packers	6	1	0	.857
3.	Five teams tied with	5	2	0	.714

STATS OF THE WEIRD

- Pittsburgh is the first team since the St. Louis Cardinals in Week 4 of 1987 to win a football game despite the following: registered less than 200 yards of total offense, opponent racked up over 39 minutes in time of possession and opponent ran for 200 or more yards.
- When those circumstances occur in an NFL game, teams are 58-2 (.967).
- Miami was the last team in the League to register fewer yards of total offense in a victory (145 in Week 8 of 2020).
- Pittsburgh's victory snapped a streak of 11 consecutive losses for NFL teams with 168 yards of total offense or less.
- Dating back to 2000, and entering Week 15, teams were 235-28 when holding their opponent to 168 yards of total offense or less.
- The Steelers' 168 yards of total offense are their fewest in a victory since Week 2 of 2010 when Pittsburgh managed just 127 total yards in a victory over Tennessee, 19-11.
- The 168 total yards are tied for the fourth-fewest in victory in franchise history.

FEWEST YARDS OF TOTAL OFFENSE IN VICTORY IN FRANCHISE HISTORY

RANK	OPP. DATE	YARDS
1.	vs. Houston Oilers, 9/16/1990	123
2.	at Tennessee, 9/19/2010	127
3.	vs. Cincinnati, 11/19/1978	154
4.	vs. Tennessee, 12/19/2021	168
	at Cleveland, 11/23/2003	168
	at Cincinnati, 10/10/1983	168

- Pittsburgh managed to possess the ball for just 20:52 in its Week 15 victory over Tennessee. The Steelers have not possessed the ball for less time in a victory dating back to at least 1991.
- The previous low for time of possession in a victory was Week 11 of 2018 when Pittsburgh possessed the ball for just 22:20 in a 20-16 win at Jacksonville.
- Only one team in the NFL dating back to the start of the 2019 season possessed the ball for less than 20:52 and won: Seattle defeated Minnesota in Week 5 of 2020 (20:32).
- Pittsburgh is the first team since at least 1940 to win a game despite amassing less than 170 total yards, 35 rush yards and surrendering more than 200 rush yards.

DON'T LEAVE EARLY

- Pittsburgh has played 10 games in 2021 decided by one score (eight points or less), which is tied for the third-most in the NFL.
- The Steelers own a 7-2-1 (.750) record in one-score games in 2021.
- Pittsburgh's seven victories in one-score games are tied for the most in the NFL.

MOST VICTORIES IN ONE-SCORE GAMES IN 2021

RANK	TEAM	WINS
1.	Pittsburgh Steelers	7
	Atlanta Falcons	7
3.	Baltimore Ravens	6
	Green Bay Packers	6
	Minnesota Vikings	6
	Tampa Bay Buccaneers	6

- The Steelers' .750 winning percentage in one-score games is tied for the fourth-highest in the NFL (min. five games).

HIGHEST WINNING PERCENTAGE IN ONE-SCORE GAMES IN 2021 (MIN. FIVE GAMES)

RANK	TEAM	RECORD	WIN PCT.
1.	Tampa Bay Buccaneers	6-0	1.000
2.	L.A. Rams	4-1	.800
3.	Atlanta Falcons	7-2	.778
4.	Pittsburgh Steelers	7-2-1	.750
	Green Bay Packers	6-2	.750
	Las Vegas Raiders	6-2	.750

- Pittsburgh's seven victories in one-score games are tied for the second-most in franchise history.

MOST VICTORIES IN ONE-SCORE GAMES IN FRANCHISE HISTORY

RANK	YEAR	WINS
1.	2017	8
2.	2021	7
	2020	7
4.	Nine different Steeler teams tied with	6

- The Steelers' .750 winning percentage in one-score games is tied for the sixth-highest in franchise history (min. five games).

HIGHEST WINNING PERCENTAGE IN ONE-SCORE GAMES IN FRANCHISE HISTORY (MIN. FIVE GAMES)

RANK	TEAM	RECORD	WIN PCT.
1.	2004	6-0	1.000
2.	1993	4-1	.800
	1977	4-1	.800
	2017	8-2	.800
5.	2020	7-2	.778
t-6.	2021	7-2-1	.750

- Pittsburgh's 14 victories in one-score games are the most in the NFL since the start of the 2020 season.

MOST VICTORIES IN ONE-SCORE GAMES SINCE 2020

RANK	TEAM	WINS
1.	Pittsburgh Steelers	14
2.	Kansas City Chiefs	12
	Tennessee Titans	12
	Minnesota Vikings	12
5.	Cleveland Browns	11
	Las Vegas Raiders	11

- The Steelers' .763 winning percentage in one-score games is the highest in the NFL (min. 10 games) since the start of the 2020 season.

HIGHEST WINNING PERCENTAGE IN ONE-SCORE GAMES SINCE 2020 (MIN. 10 GAMES)

RANK	TEAM	RECORD	WIN PCT.
1.	Pittsburgh Steelers	14-4-1	.763
2.	Kansas City Chiefs	12-4	.750
	Tampa Bay Buccaneers	9-3	.750
	Tennessee Titans	12-4	.750
5.	Green Bay Packers	10-4	.714

HALFTIME GOT YOU DOWN

- Pittsburgh rallied from a 10-0 halftime deficit in Week 1 at Buffalo for a 23-16 win. According to the NFL Media Research Department and the Elias Sports Bureau, the Steelers became just the second team in NFL history to win a Week 1 game after trailing by at least ten points and being shutout at the half.
- Teams had previously been 1-104-1 in such situations.
- Pittsburgh has won seven games when trailing at halftime since the start of the 2020 season, which is tied for the most in the NFL over the span.

MOST VICTORIES WHEN TRAILING AT HALFTIME SINCE 2020

RANK	TEAM	WINS
1.	Pittsburgh Steelers	7
	Kansas City Chiefs	7
3.	Tennessee Titans	6
	Tampa Bay Buccaneers	6
5.	Eight teams tied with	4

- Pittsburgh's .412 winning percentage when trailing at halftime is the fourth-highest in the NFL since the start of the 2020 season.

BEST WIN PERCENTAGE WHEN TRAILING AT HALFTIME SINCE 2020

RANK	TEAM	RECORD	WIN PCT.
1.	Kansas City Chiefs	7-4	.636
2.	Tennessee Titans	6-7	.462
3.	Green Bay Packers	3-4	.429
4.	Pittsburgh Steelers	7-10	.412
5.	Tampa Bay Buccaneers	6-9	.400

- Pittsburgh has won four games in which it trailed by 10 or more points at halftime since the start of the 2020 season, which is the most in the League.

MOST VICTORIES WHEN TRAILING BY 10+ POINTS AT HALFTIME SINCE 2020

RANK	TEAM	WINS
1.	Pittsburgh Steelers	4
2.	Tampa Bay Buccaneers	3
3.	Washington Football Team	2
	Tennessee Titans	2
	Cincinnati Bengals	2

- Pittsburgh's .500 winning percentage in games in which it trailed by 10 or more points at halftime is the highest in the NFL since the start of the 2020 season.

BEST WIN PERCENTAGE WHEN TRAILING BY 10+ POINTS AT HALFTIME SINCE 2020

RANK	TEAM	RECORD	WIN PCT.
1.	Pittsburgh Steelers	4-4	.500
2.	Tampa Bay Buccaneers	3-4	.429
3.	Seattle Seahawks	1-2	.333
4.	Tennessee Titans	2-6	.250
	Indianapolis Colts	1-3	.250
	Arizona Cardinals	1-3	.250

- Pittsburgh has won five games in which it trailed by 10 or more points in the second half since the start of the 2020 season, which is tied for the most in the League.

MOST VICTORIES WHEN TRAILING BY 10+ POINTS IN SECOND HALF SINCE 2020

RANK	TEAM	WINS
1.	Pittsburgh Steelers	5
2.	Tennessee Titans	4
	Tampa Bay Buccaneers	4
4.	Baltimore Ravens	3
	Chicago Bears	3

- Pittsburgh's .357 winning percentage in games in which it trailed by 10 or more points in the second half is the second-highest in the NFL since the start of the 2020 season.

BEST WIN PERCENTAGE WHEN TRAILING BY 10+ POINTS IN SECOND HALF SINCE 2020

RANK	TEAM	RECORD	WIN PCT.
1.	Tampa Bay Buccaneers	4-6	.400
2.	Pittsburgh Steelers	5-9	.357
3.	Tennessee Titans	4-8	.333
4.	Kansas City Chiefs	2-5	.286
5.	Baltimore Ravens	3-8	.273

- The Steelers have won six games in which they trailed by 10 or more points since the start of the 2020 season, which is tied for the most in the NFL over the span.

MOST VICTORIES WHEN TRAILING BY 10+ POINTS SINCE 2020

RANK	TEAM	WINS
1.	Pittsburgh Steelers	6
	Tampa Bay Buccaneers	6
3.	Tennessee Titans	5
4.	Six teams tied with	4

- Pittsburgh has registered 28 regular-season victories when trailing by 10 or more points since QB **Ben Roethlisberger** entered the NFL in 2004, which is the most in the League over that span.

MOST VICTORIES WHEN TRAILING BY 10+ POINTS SINCE 2004

RANK	TEAM	WINS
1.	Pittsburgh Steelers	28
2.	Indianapolis Colts	26
	New England Patriots	26
	Chicago Bears	26
5.	Denver Broncos	25
	New Orleans Saints	25

- Pittsburgh has registered 19 regular-season victories when trailing in the second half by 10 or more points since QB **Ben Roethlisberger** entered the NFL in 2004, which is the second-most in the League over that span.

MOST VICTORIES WHEN TRAILING BY 10+ POINTS IN THE SECOND HALF SINCE 2004

RANK	TEAM	WINS
1.	Indianapolis Colts	20
2.	Pittsburgh Steelers	19
3.	Denver Broncos	16
4.	L.A. Chargers	15
5.	Miami Dolphins	14
	New England Patriots	14
	Chicago Bears	14
	Tennessee Titans	14

- Pittsburgh has registered 11 regular-season road victories when trailing in the second half by 10 or more points since QB **Ben Roethlisberger** entered the NFL in 2004, which is tied for the most in the League over that span.

MOST ROAD VICTORIES WHEN TRAILING BY 10+ POINTS IN THE SECOND HALF SINCE 2004

RANK	TEAM	WINS
1.	Pittsburgh Steelers	11
	L.A. Chargers	11
3.	Indianapolis Colts	10
4.	Kansas City Chiefs	9
	Tennessee Titans	9
	Dallas Cowboys	9

- The Steelers have won seven games when trailing at the end of the third quarter since the start of the 2020 season, which is the most in the NFL over the span.

MOST VICTORIES WHEN TRAILING AFTER 3RD QUARTER SINCE 2020

RANK	TEAM	WINS
1.	Pittsburgh Steelers	7
2.	Tennessee Titans	5
	L.A. Chargers	5
	Chicago Bears	5
5.	Four teams tied with	4

- Pittsburgh's .417 winning percentage when trailing at the end of the third quarter is the second-highest in the NFL since the start of the 2020 season.

BEST WIN PERCENTAGE WHEN TRAILING AT HALFTIME SINCE 2020

RANK	TEAM	RECORD	WIN PCT.
1.	Kansas City Chiefs	3-3	.500
2.	Pittsburgh Steelers	7-10-1	.417
3.	L.A. Chargers	5-9	.357
	Tennessee Titans	5-9	.357
5.	Tampa Bay Buccaneers	4-8	.333

- Pittsburgh has registered 31 regular-season victories when trailing after three quarters since QB **Ben Roethlisberger** entered the NFL in 2004, which is the most in the League over that span.

MOST VICTORIES WHEN TRAILING AFTER THREE QUARTERS SINCE 2004

RANK	TEAM	WINS
1.	Pittsburgh Steelers	31
2.	Indianapolis Colts	30
3.	L.A. Chargers	28
	Chicago Bears	28
5.	Tennessee Titans	27
	Arizona Cardinals	27
	Dallas Cowboys	27

- Pittsburgh has registered 18 regular-season road victories when trailing after three quarters since QB **Ben Roethlisberger** entered the NFL in 2004, which is the second-most in the League over that span.

MOST ROAD VICTORIES WHEN TRAILING AFTER THREE QUARTERS SINCE 2004

RANK	TEAM	WINS
1.	L.A. Chargers	21
2.	Pittsburgh Steelers	18
3.	Chicago Bears	17
4.	Indianapolis Colts	16
	Dallas Cowboys	16

STEELERS YOUNG GUNS

- Pittsburgh has registered 61 starts by rookie players through Week 17, which is the third-most in the NFL.

MOST GAMES STARTED BY ROOKIES IN 2021

RANK	TEAM	STARTS
1.	N.Y. Jets	70
2.	Detroit Lions	62
3.	Pittsburgh Steelers	61
4.	Miami Dolphins	48
5.	Atlanta Falcons	47

- The Steelers' 61 starts by rookie players are the most by the Steelers since at least 1991.

MOST GAMES STARTED ON OFFENSE BY STEELERS ROOKIES SINCE 1991

RANK	YEAR	STARTS
1.	2021	58
2.	2016	42
3.	2013	36
4.	2019	35
5.	2001	33

- Pittsburgh has registered 56 starts on offense alone from rookies through Week 17, which is the most in the NFL.

MOST GAMES STARTED ON OFFENSE BY ROOKIES IN 2021

RANK	TEAM	STARTS
1.	Pittsburgh Steelers	56
2.	N.Y. Jets	43
3.	Kansas City Chiefs	33
	Detroit Lions	33
	Philadelphia Eagles	33

- The Steelers' 56 starts by rookie offensive players are the most by the Steelers since at least 1991.

MOST GAMES STARTED ON OFFENSE BY STEELERS ROOKIES SINCE 1991

RANK	YEAR	STARTS
1.	2021	54
2.	2000	28
3.	2012	26
4.	1995	24
5.	1991	22

- Pittsburgh and Kansas City were the only teams in the NFL to have multiple rookies start on the offensive line in each of their first 16 games this season.

MOST GAMES STARTED BY ROOKIE OFFENSIVE LINEMEN IN 2021

RANK	TEAM	STARTS
1.	Kansas City Chiefs	32
2.	Pittsburgh Steelers	31
3.	Green Bay Packers	21
4.	Detroit Lions	20
5.	Atlanta Falcons	16
	Las Vegas Raiders	16

- The Steelers' 31 starts by rookie offensive linemen is the most by the Steelers since at least 1991.

MOST GAMES STARTED ROOKIE OFFENSIVE LINEMEN SINCE 1991

RANK	YEAR	STARTS
1.	2021	30
2.	2010	16
3.	2012	14
	2002	14
5.	1998	13
	2011	13

- Pittsburgh has started four or more rookies in 10 games in 2021, which is the second-most in the NFL.

MOST GAMES WITH 4+ ROOKIE STARTERS IN 2021

RANK	TEAM	GAMES
1.	N.Y. Jets	13
2.	Pittsburgh Steelers	10
	Detroit Lions	10
4.	Atlanta Falcons	6
5.	Denver Broncos	5

- The Steelers started four or more rookies in a game just five times over the previous 30 seasons (1991-2020).

MOST GAMES WITH 4+ ROOKIE STARTERS IN SINGLE-SEASON SINCE 1991

RANK	YEAR	GAMES
1.	2021	10
2.	2019	1
	2016	1
	2013	1
	2012	1
	1991	1

- Pittsburgh started five rookies at Buffalo in Week 1, including C **Kendrick Green**, TE **Pat Freiermuth**, LT **Dan Moore Jr.**, RB **Najee Harris** and DB **Tre Norwood**. It marked the first time since at least 1991 that the Steelers have started as many as five rookies in a game.
- Pittsburgh has not started four or more rookies in a season opener since at least 1991.
- Pittsburgh started four rookies on offense, including Green, Freiermuth, Moore Jr. and Harris, for just the second time in any game since at least 1991. It marked the first time since Dec. 30, 2012 vs. Cleveland, that the Steelers started at least four rookies on offense (Kelvin Beachum, RT; David DeCastro, RG; Will Johnson, FB; Dave Paulson, TE).
- Moore Jr. is believed to be the first Steelers rookie to start at left tackle since the 1970 AFL-NFL merger.
- The Steelers were the only team in the NFL to start a rookie at left tackle (Moore Jr.) and center (Green) in the season opener.
- Green was one of two rookie centers to start, while Moore Jr. was one of three rookies to start at left tackle in the season opener.

ON THE BRINK OF NFL HISTORY

- Pittsburgh fell behind 29-0 in Week 14 at Minnesota. It marked the 1,616th time in League history that an NFL team fell behind by 29 or more points in a regular-season game (none came back to win).
- The Steelers are the only team out of the 1,616 that had the ball on offense with a chance to tie or win on the game's final play.
- Pittsburgh trailed, 27-10, entering the fourth quarter in Week 11 at L.A. Chargers.
- While the Steelers ultimately lost, 41-37, Pittsburgh did take the lead, 37-34, in the fourth quarter.
- The dropped to 0-135 in regular-season franchise history (0-142 including the playoffs) when trailing by 17 or more points entering the fourth quarter.
- Pittsburgh is now 0-231 in regular-season franchise history (0-242 including the playoffs) when trailing by 17 or more points at any point in the fourth quarter.
- Of those 242 games, the only other one besides Week 11 where the Steelers took the lead afterward was on Jan. 5, 2008, in a playoff game against the Jacksonville (trailed by 18 after three quarters, went up by one and then lost on a FG in the final minute).

OVERTIME/TIE

- Pittsburgh tied Detroit, 16-16, in Week 10.
- The tie marked the Steelers' fourth in franchise history following overtime since 1970 (Sept. 22, 1974 at Denver, Nov. 20, 2002 vs. Atlanta and Sept. 9, 2018).
- Pittsburgh's overtime record is 10-13-3 (.442) in franchise history.

WALKOFF WIN

- Pittsburgh defeated Seattle in Week 6 after K **Chris Boswell** connected on a 37-yard field goal in overtime to win the game, 23-20.
- The Steelers improved to 25-21-3 (.541) in overtime games in team history (14-4-1, .763, at home) and to 7-3-1 (.682) at Heinz Field.
- Pittsburgh registered its first victory in overtime since a Week 17 win at Cleveland in 2016.

- The Steelers recorded their first victory in overtime at Heinz Field since a Week 17 win at Cleveland in 2016.

KINGS OF THE AFC

- With its 26-14 victory vs. Cleveland in Week 17, Pittsburgh improved its record in regular-season games against the AFC to 376-237-2 (.613) since the 1970 AFL-NFL merger.
- The Steelers' 376 regular-season victories against the AFC since the 1970 AFL-NFL merger are the most among AFC teams.
- Pittsburgh is the only team with at least 370 regular-season victories against the AFC since the 1970 AFL-NFL merger.
- The Steelers' .613 regular-season winning percentage against the AFC since the 1970 AFL-NFL merger is the highest among AFC teams.

MOST REGULAR-SEASON WINS VS. AFC SINCE 1970 AFL-NFL MERGER

RANK	TEAM	WINS
1.	Pittsburgh Steelers	376
2.	New England Patriots	360
3.	Denver Broncos	345
4.	Miami Dolphins	343
5.	Indianapolis Colts	317

BEST REGULAR-SEASON WIN PERCENTAGE VS. AFC SINCE 1970 AFL-NFL MERGER

RANK	TEAM	RECORD	WIN PCT.
1.	Pittsburgh Steelers	376-237-2	.613
2.	New England Patriots	360-257	.583
3.	Denver Broncos	345-260-4	.570
4.	Miami Dolphins	343-269-2	.560
5.	Baltimore Ravens	172-141	.550

- Pittsburgh is 220-87 (.717) in regular-season home games against the AFC since the 1970 AFL-NFL merger.
- The Steelers' 220 regular-season home victories against the AFC since the 1970 AFL-NFL merger are the most among AFC teams.

MOST REGULAR-SEASON HOME WINS VS. AFC SINCE 1970 AFL-NFL MERGER

RANK	TEAM	WINS
1.	Pittsburgh Steelers	220
2.	New England Patriots	209
3.	Denver Broncos	204
4.	Miami Dolphins	198
5.	Kansas City Chiefs	184

- Pittsburgh's .717 regular-season home winning percentage against the AFC since the 1970 AFL-NFL merger is the highest among AFC teams.

BEST REGULAR-SEASON HOME WIN PERCENTAGE VS. AFC SINCE 1970 AFL-NFL MERGER

RANK	TEAM	RECORD	WIN PCT.
1.	Pittsburgh Steelers	220-87	.717
2.	Denver Broncos	204-96-4	.679
3.	New England Patriots	209-100	.676
4.	Baltimore Ravens	105-52	.669
5.	Miami Dolphins	198-108-1	.647

- Pittsburgh is 156-150-2 (.510) in regular-season road games against the AFC since the 1970 AFL-NFL merger.
- The Steelers' 156 regular-season road victories against the AFC since the 1970 AFL-NFL merger are the most among AFC teams.
- Pittsburgh's .510 regular-season road winning percentage against the AFC since the 1970 AFL-NFL merger is the highest among AFC teams.

MOST REGULAR-SEASON ROAD WINS VS. AFC SINCE 1970 AFL-NFL MERGER

RANK	TEAM	WINS
1.	Pittsburgh Steelers	156
2.	New England Patriots	151
3.	Indianapolis Colts	146
4.	Miami Dolphins	145
5.	Denver Broncos	141

BEST REGULAR-SEASON ROAD WIN PERCENTAGE VS. AFC SINCE 1970 AFL-NFL MERGER

RANK	TEAM	RECORD	WIN PCT.
1.	Pittsburgh Steelers	156-150-2	.510
2.	New England Patriots	151-157	.490
3.	Miami Dolphins	145-161-1	.474
4.	Indianapolis Colts	146-164	.471
5.	Denver Broncos	141-164	.462

WINNING ERA OF FREE AGENCY

- Pittsburgh has the third-best regular-season record in the NFL during the free agency era (since 1993) with a 291-170-3 (.630) mark.
- The Steelers are one of three teams (New England, 313; Green Bay, 297) with at least 275 regular-season wins since 1993.

MOST REGULAR-SEASON WINS IN THE FREE AGENCY ERA

RANK	TEAM	WINS
1.	New England Patriots	313
2.	Green Bay Packers	297
3.	Pittsburgh Steelers	291
4.	Indianapolis Colts	266
5.	Denver Broncos	263

BEST REGULAR-SEASON WIN PERCENTAGE IN THE FREE AGENCY ERA

RANK	TEAM	RECORD	WIN PCT.
1.	New England Patriots	313-151	.675
2.	Green Bay Packers	297-165-2	.642
3.	Pittsburgh Steelers	291-170-3	.630
4.	Indianapolis Colts	266-198	.573
5.	Denver Broncos	263-201	.567

- Pittsburgh's 166 regular-season home victories during the free agency era (since 1993) are the third-most in the League.

MOST REGULAR-SEASON HOME WINS IN THE FREE AGENCY ERA

RANK	TEAM	WINS
1.	Green Bay Packers	177
2.	New England Patriots	173
3.	Pittsburgh Steelers	166
4.	Denver Broncos	153
	Minnesota Vikings	153

- Pittsburgh's .717 regular-season home winning percentage during the free agency era (since 1993) is the third-highest in the League.

BEST REGULAR-SEASON HOME RECORD IN THE FREE AGENCY ERA

RANK	TEAM	RECORD	WIN PCT.
1.	Green Bay Packers	177-53-2	.767
2.	New England Patriots	173-60	.742
3.	Pittsburgh Steelers	166-65-2	.717
4.	Baltimore Ravens	143-64-1	.690
5.	Minnesota Vikings	153-78	.662

- Pittsburgh's 125 regular-season road victories during the free agency era (since 1993) are the second-most in the League.

MOST REGULAR-SEASON ROAD WINS IN THE FREE AGENCY ERA

RANK	TEAM	WINS
1.	New England Patriots	140
2.	Pittsburgh Steelers	125
3.	Green Bay Packers	120
4.	New Orleans Saints	118
5.	Indianapolis Colts	117
	Philadelphia Eagles	117

- Pittsburgh's .543 regular-season road winning percentage during the free agency era (since 1993) is the second-highest in the League.

BEST REGULAR-SEASON ROAD RECORD IN THE FREE AGENCY ERA

RANK	TEAM	RECORD	WIN PCT.
1.	New England Patriots	140-91	.606
2.	Pittsburgh Steelers	125-105-1	.543
3.	Green Bay Packers	120-112	.517
4.	New Orleans Saints	118-114	.509
5.	Indianapolis Colts	117-114	.506

SINCE THE 1970 AFL-NFL MERGER

- Pittsburgh recorded its 490th regular-season win since the 1970 AFL-NFL merger in Week 8 of 2021 at Cleveland. The Steelers became the first NFL team since the merger to reach 490 wins.
- The Steelers are 494-310-4 (.614) during the regular season since 1970.
- The Steelers are one of three teams (Dallas, 470; New England, 466) with at least 460 regular-season wins since the 1970 AFL-NFL merger.
- Pittsburgh's 494 victories since the 1970 AFL-NFL merger are the most in the League.

MOST REGULAR-SEASON WINS SINCE 1970 AFL-NFL MERGER

RANK	TEAM	WINS
1.	Pittsburgh Steelers	494
2.	Dallas Cowboys	470
3.	New England Patriots	466
4.	Miami Dolphins	460
5.	Denver Broncos	456

- Pittsburgh's .614 winning percentage since the 1970 AFL-NFL merger is the highest in the League.

BEST REGULAR-SEASON WIN PERCENTAGE SINCE 1970 AFL-NFL MERGER

RANK	TEAM	RECORD	WIN PCT.
1.	Pittsburgh Steelers	494-310-4	.614
2.	Dallas Cowboys	470-338	.582
3.	New England Patriots	466-342	.577
4.	Miami Dolphins	460-346-2	.571
5.	Denver Broncos	456-346-6	.568

- The Steelers own the best regular-season home record in the NFL with a 291-112-2 mark (.721) since 1970.
- The Steelers are one of two teams (Denver, 272) with at least 270 regular-season home wins since the 1970 AFL-NFL merger.
- Pittsburgh's 291 regular-season home victories since the 1970 AFL-NFL merger are the most in the League.

MOST REGULAR-SEASON HOME WINS SINCE 1970 AFL-NFL MERGER

RANK	TEAM	WINS
1.	Pittsburgh Steelers	291
2.	Denver Broncos	272
3.	Minnesota Vikings	268
4.	New England Patriots	264
5.	Miami Dolphins	263

- Pittsburgh's .721 regular-season home winning percentage since the 1970 AFL-NFL merger is the highest in the League.

BEST REGULAR-SEASON HOME WIN PERCENTAGE SINCE 1970 AFL-NFL MERGER

RANK	TEAM	RECORD	WIN PCT.
1.	Pittsburgh Steelers	291-112-2	.721
2.	Baltimore Ravens	143-64-1	.690
3.	Denver Broncos	272-129-4	.677
4.	Minnesota Vikings	268-135-1	.665
	Green Bay Packers	261-136-7	.655

- The Steelers own the second-best regular-season road record in the NFL with a 203-198-2 mark (.506) since 1970.
- The Steelers are one of four teams (Dallas, 208; New England, 202; San Francisco 201) with at least 200 regular-season road wins since the 1970 AFL-NFL merger.
- Pittsburgh's 203 regular-season road victories since the 1970 AFL-NFL merger are the second-most in the League.

MOST REGULAR-SEASON ROAD WINS SINCE 1970 AFL-NFL MERGER

RANK	TEAM	WINS
1.	Dallas Cowboys	208
2.	Pittsburgh Steelers	203
3.	New England Patriots	202
4.	San Francisco 49ers	201
5.	Miami Dolphins	197

- Pittsburgh's .506 regular-season road winning percentage since the 1970 AFL-NFL merger is the second-highest in the League.

BEST REGULAR-SEASON ROAD WIN PERCENTAGE SINCE 1970 AFL-NFL MERGER

RANK	TEAM	RECORD	WIN PCT.
1.	Dallas Cowboys	208-196	.515
2.	Pittsburgh Steelers	203-198-2	.506
3.	New England Patriots	202-201	.501
4.	San Francisco 49ers	201-202-1	.499
5.	Miami Dolphins	197-207-1	.488

THE STANDARD IS THE STANDARD

- Pittsburgh has recorded 18 consecutive seasons with a .500 record or better, which is the longest active streak in the NFL and the longest streak in team history (previous record was 13, 1972-1984).

MOST ACTIVE CONSECUTIVE NON-LOSING SEASONS

RANK	TEAM	SEASONS	YEARS
1.	Pittsburgh Steelers	18	2004-21
2.	Seattle Seahawks	9	2012-20
	Kansas City Chiefs	9	2013-21
4.	Tennessee Titans	6	2016-21
5.	Baltimore Ravens	5	2016-20

MOST CONSECUTIVE NON-LOSING SEASONS SINCE 1970 AFL-NFL MERGER

RANK	TEAM	SEASONS	YEARS
1.	New England Patriots	19	2001-19
2.	Pittsburgh Steelers	18	2004-21
3.	San Francisco 49ers	16	1983-98
	Dallas Cowboys	16	1970-85
5.	Miami Dolphins	15	1989-2003
6.	Pittsburgh Steelers	13	1972-84
	Green Bay Packers	13	1992-2004

- Steelers QB **Ben Roethlisberger** (2004-20) has played on a team with a .500 record or better in each of his 18 seasons in the NFL, which is an NFL record for an individual player.
- C Frank Winters (1987-2002; Cleveland, N.Y. Giants, Kansas City and Green Bay) held the previous League record with 16 seasons. G Gene Hickerson (1958-60, 1962-73; Cleveland) and LB James Harrison (2002-17; Pittsburgh, Cincinnati and New England) had 15.

MOST CONSECUTIVE NON-LOSING SEASONS (PLAYER)

RANK	PLAYER	SEASONS
1.	Ben Roethlisberger	18 (2004-21)
2.	Frank Winters	16 (1987-2002)
3.	Gene Hickerson	15 (1958-60, 1962-73)
	James Harrison	15 (2002-17)

STEELERS 2021 TEAM CAPTAINS

- The Steelers selected three players to serve as team captains for the 2021 season determined by a vote of their teammates.
- QB **Ben Roethlisberger** was selected to serve as offensive captain, DT **Cameron Heyward** was picked to serve as defensive captain and FB **Derek Watt** was chosen to serve as the special teams captain.
- Roethlisberger was selected as an offensive captain for the 13th time in his career (2008-09, 2011-21). This marks Heyward's seventh consecutive year as a captain (2015-21).
- Watt was named captain for the first time in his career.

TOMLIN AMONG THE BEST

- **Mike Tomlin** has led Pittsburgh to a 153-85-2 (.642) record in the regular season since becoming the team's head coach in 2007.
- Tomlin ranks 12th in NFL history with a regular-season record of 68 games over .500.

MOST GAMES ABOVE .500 BY HEAD COACH IN NFL HISTORY

RANK	COACH	GAMES > .500
8.	Marty Schottenheimer, 1984-2006	74
9.	John Madden, 1969-1978	71
10.	Tony Dungy, 1996-2008	70
11.	George Allen, 1966-1977	69
12.	Mike Tomlin, 2007-2021	68

- Tomlin, Bill Belichick, Andy Reid and Marty Schottenheimer are the only coaches in NFL history with career records of 60 or more games over .500 not in the Pro Football Hall of Fame.
- Tomlin's 153 regular-season victories are the second best in the NFL since 2007.

NFL HEAD COACH RECORDS SINCE 2007

RANK	COACH	RECORD	PLAYOFF APPS.	SUPER BOWL APPS.
1.	Bill Belichick	179-61	14	4
2.	Mike Tomlin	153-85-2	9	2
3.	Andy Reid	152-87-1	11	2
4.	Sean Payton	141-83	8	1
5.	John Harbaugh	137-87	9	1

- His 153 regular-season victories are the third-most among active coaches in the NFL.

MOST REGULAR-SEASON WINS BY AN ACTIVE NFL HEAD COACH

RANK	COACH	WINS
1.	Bill Belichick	290
2.	Andy Reid	232
3.	Mike Tomlin	153
4.	Pete Carroll	151
	Sean Payton	151

TOMLIN'S RECORD WHEN

Overall	153	85	2
Home	88	32	1
Away	65	53	1
In overtime	7	7	2
Grass	122	61	2
Turf	31	24	0
Indoors	11	6	0
Outdoors	142	79	2
AFC	114	64	1
AFC North	61	27	1
AFC East	15	15	0
AFC South	23	7	0
AFC West	15	15	0
NFC	39	21	1
NFC North	9	6	1
NFC East	10	6	0
NFC South	8	4	0
NFC West	12	5	0
Playoffs	8	8	0
Wild Card	2	4	0
Divisional	3	2	0
Title Game	2	1	0
Super Bowl	1	1	0
On Sunday Night Football	18	13	0
On Monday Night Football	18	3	0
On Thursday Night Football	8	8	0
On Saturday	1	0	0
On Sunday at 1 pm ET	80	34	2
On Sunday at 4:25 pm ET	26	26	1
In September	27	23	1
In October	40	15	0
In November	39	21	1
In December	41	25	0
In January	6	1	0
Coming off a loss	53	29	0
Coming off a win	91	49	1
Coming off a tie	0	2	0
Opponent Coming off a loss	67	43	1
Opponent Coming off a win	76	37	0
Opponent Coming off a tie	1	0	0
Coming off a Bye	11	4	0
Opponent coming off a Bye	9	5	1
Scoring first	92	34	2
Opponent scores first	61	51	0
Leading at any point	151	52	2
Trailing at any point	90	84	1
Leading at halftime	109	20	1
Tied at halftime	11	9	1
Trailing at halftime	33	56	0
Decided by 3 points or fewer	31	27	2
Decided by 7 points or fewer	74	53	2
Decided by 8 pts or fewer	81	54	2
*Opp. Missed Playoffs	92	48	2
*Opp. Lost Wild Card	23	12	0
*Opp. Lost Divisional Playoff	25	10	0
*Opp. Lost Title Game	8	7	0
*Opp. Lost Super Bowl	3	2	0

TOMLIN'S RECORD WHEN

*Opp. Won Super Bowl	2	6	0
Leading after three quarters	118	16	1
Tied after three quarters	10	8	0
Trailing after three quarters	25	61	1
Scoring 40+ points	11	0	0
Scoring 30-39 points	37	8	0
Scoring 20-29 points	78	27	1
Scoring 0-19 points	27	50	1
Allowing 40+ points	0	5	0
Allowing 30-39 points	5	22	0
Allowing 20-29 points	44	43	1
Allowing 0-19 Points	104	15	1
3 days rest	7	7	0
4 days rest	1	1	0
5 days rest	11	8	1
6 days rest	86	54	0
7 days rest	15	2	0
9 days rest	12	3	0
10 days rest	1	1	0
12 days rest	0	1	0
13 days rest	9	3	0
14 days rest	2	0	0
Opp. 3 days rest	7	7	0
Opp. 5 days rest	8	8	0
Opp. 6 days rest	98	52	0
Opp. 7 days rest	16	3	0
Opp. 9 days rest	4	4	0
Opp. 10 days rest	2	1	0
Opp. 13 days rest	8	5	1
Opp. 14 days rest	1	0	0
Outrushing opponent	107	22	0
Getting outrushed	44	64	2
Rushing Yards tied	1	0	0
Passing for more yards	46	34	1
Passing for fewer yards	107	51	1
Outgaining opponent	119	40	2
Outgained by opponent	34	45	0
Clear	132	73	1
Rain	18	9	1
Snow	3	3	0
Below 32-degrees	15	8	0
Above 32-degrees	138	77	2
Winning time of possession	115	36	2
Losing time of possession	38	49	0
Scoring a defensive TD	28	2	0
Allowing a defensive TD	7	12	0
Scoring a special teams TD	11	0	0
Allowing a special teams TD	6	7	0
Fewer penalty yards	83	50	1
More penalty yards	70	35	1
Winning turnover battle	85	13	0
Losing turnover battle	26	54	2
Tied turnover battled	42	18	0
-1 Turnovers	26	52	1
-2 Turnovers	6	30	1
-3 Turnovers	3	19	2
-4 Turnovers	0	11	1

TOMLIN'S RECORD WHEN

-5 Turnovers	0	3	1
-6 Turnovers	0	2	0
-7 Turnovers	0	2	0
+1 Turnovers	84	13	0
+2 Turnovers	45	2	0
+3 Turnovers	17	1	0
+4 Turnovers	7	0	0
+5 Turnovers	1	0	0
+6 Turnovers	1	0	0
100-yard rusher	53	8	2
100-yard receiver	62	40	1
200-yard passer	118	63	2
200-yard rusher	2	0	0
200-yard receiver	2	1	0
300-yard passer	38	26	1
400-yard passer	4	7	0
500-yard passer	3	0	0
Opp. 100-yard rusher	13	22	2
Opp. 100-yard receiver	41	29	1
Opp. 200-yard passer	88	53	0
Opp. 200-yard rusher	0	2	0
Opp. 200-yard receiver	2	0	0
Opp. 300-yard passer	20	19	0
Opp. 400-yard passer	4	1	0
Opp. 500-yard passer	0	0	0
Arizona Cardinals	3	1	0
Atlanta Falcons	3	0	0
Baltimore Ravens	15	14	0
Buffalo Bills	5	2	0
Carolina Panthers	3	0	0
Chicago Bears	1	3	0
Cincinnati Bengals	22	8	0
Cleveland Browns	24	5	1
Dallas Cowboys	2	2	0
Denver Broncos	4	3	0
Detroit Lions	3	0	1
Green Bay Packers	3	1	0
Houston Texans	4	1	0
Indianapolis Colts	7	1	0
Jacksonville Jaguars	5	2	0
Kansas City Chiefs	5	4	0
Las Vegas Raiders	2	5	0
L.A. Chargers	4	3	0
L.A. Rams	4	0	0
Miami Dolphins	4	2	0
Minnesota Vikings	2	2	0
New England Patriots	3	7	0
New Orleans Saints	0	3	0
N.Y. Giants	3	1	0
N.Y. Jets	3	4	0
Philadelphia Eagles	2	2	0
San Francisco 49ers	2	2	0
Seattle Seahawks	3	2	0
Tampa Bay Buccaneers	2	1	0
Tennessee Titans	7	3	0
Washington Football Team	3	1	0

- Tomlin's 153 regular-season victories are the 19th-most in NFL history.

MOST REGULAR-SEASON WINS BY HEAD COACH IN NFL HISTORY

RANK	COACH	WINS
18.	Joe Gibbs	154
19.	Mike Tomlin	153
20.	Steve Owen	151
	Pete Carroll	151
	Sean Payton	151

- Tomlin's .642 regular-season win percentage is the 10th-highest in NFL history (minimum 100 games).

HEAD COACH WIN PERCENTAGE IN NFL HISTORY (MIN. 100 GAMES)

RANK	COACH	WIN PCT.
1.	John Madden	.759
2.	Vince Lombardi	.738
3.	George Allen	.712
4.	Blanton Collier	.691
5.	George Halas	.682
6.	Don Shula	.677
7.	Bill Belichick	.671
8.	Tony Dungy	.668
9.	George Seifert	.648
10.	Mike Tomlin	.642

- Tomlin's .642 regular-season win percentage is the second-highest among active NFL head coaches (minimum 100 games).

ACTIVE HEAD COACH WINNING PERCENTAGE (MIN. 100 GAMES)

RANK	COACH	W	L	T	WIN PCT.
1.	Bill Belichick	290	142	0	.671
2.	Mike Tomlin	153	85	2	.642
3.	Andy Reid	232	135	1	.632
4.	Sean Payton	151	89	0	.629
5.	John Harbaugh	137	87	0	.612

TOMLIN T-150 COACH

- Mike Tomlin is the 20th head coach in NFL history to reach 150 career wins.
- Tomlin registered 150 career victories in the fourth-fewest game in League history.

FEWEST GAMES COACHED TO 150 CAREER VICTORIES

RANK	PLAYER	GAMES
1.	Don Shula	204
2.	George Halas	223
3.	Curly Lambeau	228
4.	Mike Tomlin	232
5.	Bud Grant	239

TOMLIN VS. AFC

- During his career, Mike Tomlin's regular-season record against the AFC is 114-64-1 (.640).
- Tomlin's 114 regular-season victories against the AFC rank as the seventh-most in NFL history.

MOST REGULAR-SEASON WINS VS. AFC BY HEAD COACH IN NFL HISTORY

RANK	COACH	WINS
1.	Bill Belichick	217
2.	Don Shula	190
3.	Chuck Noll	147
4.	Marty Schottenheimer	142
5.	Mike Shanahan	116
6.	Bill Cowher	115
7.	Mike Tomlin	114
8.	Marv Levy	112
9.	Chuck Knox	109
10.	Andy Reid	107

- Tomlin's .640 regular-season winning percentage against the AFC is the fifth-highest in NFL history.

BEST REGULAR-SEASON WIN PERCENTAGE VS. AFC BY HEAD COACH IN NFL HISTORY (MIN. 100 GAMES)

RANK	COACH	WIN PCT.
1.	Tony Dungy	.731
2.	John Madden	.724
3.	Bill Belichick	.672
4.	Andy Reid	.660
5.	Mike Tomlin	.640
6.	Don Shula	.631
7.	Bill Cowher	.628
8.	John Harbaugh	.605
9.	Marty Schottenheimer	.599
10.	Chuck Noll	.583

- Pittsburgh's 114 regular-season victories against the AFC under Tomlin are the second-most among AFC teams since 2007.

MOST REGULAR-SEASON WINS VS. AFC SINCE 2007

RANK	TEAM	WINS
1.	New England Patriots	135
2.	Pittsburgh Steelers	114
3.	Indianapolis Colts	105
4.	Baltimore Ravens	103
5.	L.A. Chargers	95

- Pittsburgh's .640 regular-season winning percentage against the AFC under Tomlin is the second-highest among AFC teams since 2007.

BEST REGULAR-SEASON WIN PERCENTAGE VS. AFC SINCE 2007

RANK	TEAM	W	L	T	WIN PCT.
1.	New England Patriots	135	44	0	.754
2.	Pittsburgh Steelers	114	64	1	.640
3.	Indianapolis Colts	105	74	0	.587
4.	Baltimore Ravens	103	76	0	.575
5.	L.A. Chargers	95	84	0	.531

- Pittsburgh's 65 regular-season home victories against the AFC under Tomlin are the second-most among AFC teams since 2007.

MOST REGULAR-SEASON HOME WINS VS. AFC SINCE 2007

RANK	TEAM	WINS
1.	New England Patriots	78
2.	Pittsburgh Steelers	65
3.	Baltimore Ravens	62
4.	Indianapolis Colts	59
5.	Houston Texans	52

- Pittsburgh's .722 regular-season home winning percentage against the AFC under Tomlin is the second-highest among AFC teams since 2007.

BEST REGULAR-SEASON HOME WIN PERCENTAGE VS. AFC SINCE 2007

RANK	TEAM	W	L	T	WIN PCT.
1.	New England Patriots	78	12	0	.867
2.	Pittsburgh Steelers	65	25	0	.722
3.	Baltimore Ravens	62	27	0	.697
4.	Indianapolis Colts	59	31	0	.656
5.	Houston Texans	52	37	0	.584

- Pittsburgh's 49 regular-season road victories against the AFC under Tomlin are the second-most among AFC teams since 2007.

MOST REGULAR-SEASON ROAD WINS VS. AFC SINCE 2007

RANK	TEAM	WINS
1.	New England Patriots	57
2.	Pittsburgh Steelers	49
3.	Kansas City Chiefs	47
4.	Indianapolis Colts	46
5.	L.A. Chargers	44

- Pittsburgh's .556 regular-season road winning percentage against the AFC under Tomlin is the second-highest among AFC teams since 2007.

BEST REGULAR-SEASON ROAD WIN PERCENTAGE VS. AFC SINCE 2007

RANK	TEAM	W	L	T	WIN PCT.
1.	New England Patriots	57	32	0	.640
2.	Pittsburgh Steelers	49	39	1	.556
3.	Kansas City Chiefs	47	42	0	.528
4.	Indianapolis Colts	46	43	0	.517
5.	L.A. Chargers	44	45	0	.494

- Including the postseason, Tomlin has a .630 winning percentage (121-71-1) against the AFC during his first 14 years.

WIN NO. 140

- Mike Tomlin** earned his 140th regular-season win with the Steelers in the 28-24 victory at Baltimore in Week 8 of 2020.
- The game was Tomlin's 215th of his regular-season tenure, tying him with Curly Lambeau for the third-fewest games by an NFL head coach to secure 140 wins.

FEWEST NFL GAMES COACHED TO 140 WINS

RANK	HEAD COACH	TEAMS	GAMES
1.	Don Shula	Baltimore-Miami	185
2.	George Halas	Chicago	210
3.	Mike Tomlin	Pittsburgh	215
	Curly Lambeau	Green Bay	215
5.	Joe Gibbs	Washington	216

AMONG COACHES IN FIRST 15 YEARS

- Mike Tomlin** earned his 153rd regular-season victory in Week 17 vs. Cleveland, and has accumulated a 153-85-2 regular-season record in his first 15 seasons as a head coach in the NFL (2007-21).
- Tomlin's 153 career regular-season victories are the second-most by a head coach in his first 15 career seasons, trailing only Pro Football Hall of Famer Don Shula (154 regular-season victories from 1963-77).

MOST WINS AMONG NFL HEAD COACHES DURING FIRST 15 SEASONS

RANK	HEAD COACH	YEARS	WINS
1.	Don Shula	1963-77	154
2.	Mike Tomlin	2007-21	153
3.	Sean Payton	2006-21	151*
4.	Bill Cowher	1992-2006	149
5.	Bill Belichick	1991-95, 2000-09	148

*Does not include 2012 suspended season in 15 seasons count

- Tomlin's .640 career regular-season winning percentage is the seventh-highest by a head coach in his first 15 career seasons.

BEST WIN PERCENTAGE AMONG NFL HEAD COACHES DURING FIRST 15 SEASONS

RANK	HEAD COACH	YEARS	WIN PCT.
1.	George Halas	1920-29, 1933-37	.762
2.	Don Shula	1963-77	.751
3.	Curly Lambeau	1921-35	.693
4.	Steve Owen	1930-44	.667
5.	Paul Brown	1946-60	.648
6.	Bud Grant	1967-81	.647
7.	Mike Tomlin	2007-21	.640
8.	Marty Schottenheimer	1984-98	.630
9.	Sean Payton	2006-21	.629*
10.	Chuck Knox	1973-87	.628

*Does not include 2012 suspended season in 15 seasons count

AMONG COACHES IN FIRST 14 YEARS

- Mike Tomlin** earned his 145th regular-season victory in Week 16 vs. Indianapolis in 2020, and accumulated a 145-78-1 regular-season record in his first 14 seasons as a head coach in the NFL (2007-20).
- Tomlin's 145 career regular-season victories are the most by a head coach in his first 14 career seasons, surpassing Pro Football Hall of Famer Don Shula (144 regular-season victories from 1963-76).

MOST WINS AMONG NFL HEAD COACHES DURING FIRST 14 SEASONS

RANK	HEAD COACH	YEARS	WINS
1.	Mike Tomlin	2007-20	145
2.	Don Shula	1963-76	144
3.	Sean Payton	2006-20	142
4.	Bill Cowher	1992-2005	141
5.	Joe Gibbs	1981-92, 2004-05	140

TOMLIN IN 14

- In his first 14 seasons as the head coach of the Steelers, **Mike Tomlin** has an extensive list of accomplishments.
- Tomlin's 145 regular-season wins in his first 14 seasons rank as the most wins in team history for any coach in his first 14 campaigns, and his two Super Bowl appearances rank second in the franchise for a coach in his first 14 seasons.
- Tomlin's nine postseason berths rank tied for first in a coach's first 14 seasons with the Steelers and his seven division titles rank tied for second.

STEELERS HEAD COACHES RECORD THROUGH 14 SEASONS

RANK	HEAD COACH	RECORD	YEARS
1.	Mike Tomlin	145-78-1 (.650)	2007-20
2.	Bill Cowher	141-82-1 (.632)	1992-2005
3.	Chuck Noll	123-75-1 (.621)	1969-1982

RANK	HEAD COACH	SUPER BOWL APP.	SUPER BOWL WINS
1.	Chuck Noll	4 (1974, '75, '78, '79)	4 (1974, '75, '78, '79)
2.	Mike Tomlin	2 (2008, '10)	1 (2008)
	Bill Cowher	2 (1995, 2006)	1 (2006)

RANK	HEAD COACH	PLAYOFF APP.	YEARS
1.	Bill Cowher	9	1992-97, 2001, '02, '04
	Mike Tomlin	9	2007-08, '10-11, '14-17, '20
3.	Chuck Noll	8	1972-79

RANK	HEAD COACH	DIVISION TITLES	YEARS
1.	Bill Cowher	8 (AFC Central/North)	1992, '94-97, 2001, '02, '04
2.	Mike Tomlin	7 (AFC North)	2007-08, '10, '14, '16-17, '20
	Chuck Noll	7 (AFC Central)	1972, '74-79

FOURTH QUARTER EXPLOSION

- Pittsburgh has scored 162 points in the fourth quarter this season, which is the second-most in the NFL.

MOST FOURTH-QUARTER POINTS IN 2021

RANK	TEAM	PTS
1.	L.A. Chargers	166
2.	Pittsburgh Steelers	162
3.	New Orleans Saints	156
4.	New England Patriots	151
5.	Buffalo Bills	137

- Pittsburgh's 162 points in the fourth quarter this season are the most fourth-quarter points in franchise history.

MOST FOURTH-QUARTER POINTS IN FRANCHISE HISTORY

RANK	YEAR	PTS
1.	2021	162
2.	2014	152
3.	2014	145
	2016	145
5.	2020	132

- Pittsburgh owns a 56-point scoring margin (162-106) in the fourth quarter this season, which is the third-best in the NFL.

LARGEST FOURTH-QUARTER SCORING MARGIN IN 2021

RANK	TEAM	MARGIN
1.	New England Patriots	+89
2.	New Orleans Saints	+77
3.	Pittsburgh Steelers	+56
4.	Buffalo Bills	+43
5.	Tampa Bay Buccaneers	+35

- The Steelers' 56-point scoring margin (162-106) in the fourth quarter this season is the second-largest by the franchise since 2000.

LARGEST STEELERS FOURTH-QUARTER SCORING MARGIN SINCE 2000

RANK	TEAM	MARGIN
1.	2007	+70
2.	2021	+56
3.	2020	+55
4.	2014	+53
5.	2004	+48

- Thirteen teams have scored 17 or more points in the fourth quarter on 21 different occasions in 2021.
- Pittsburgh has scored 17 or more points in the fourth quarter in four different games in 2021 (Week 1 at Buffalo, Week 11 at L.A. Chargers, Week 13 vs. Baltimore and Week 14 at Minnesota).
- The Steelers did not score 17 or more points in a single fourth over the previous three seasons (2018-20).

MOST FOURTH QUARTERS WITH 17+ POINTS IN 2021

RANK	TEAM	GAMES
1.	Pittsburgh Steelers	4
2.	New Orleans Saints	3
	Tampa Bay Buccaneers	2
	L.A. Chargers	2
	Buffalo Bills	2

- Pittsburgh has scored 17 or more points in the fourth quarter against Baltimore four times in franchise history (Week 13, 2021; Week 14, 2017; Week 16, 2016; Week 9, 2014).
- Pittsburgh's 27 fourth-quarter points vs. Los Angeles in Week 11 are the third-most in the fourth quarter in franchise history. The record for most fourth-quarter points is 28, set on two occasions (Week 10 of 1952 vs. N.Y. Giants; Week 15 of 1986 at N.Y. Jets).

MOST FOURTH-QUARTER POINTS IN THE NFL IN 2021

RANK	TEAM. OPP. DATE	PTS
1.	Pittsburgh Steelers (at L.A. Chargers, 11/21)	27
2.	L.A. Chargers (vs. Cleveland Browns, 10/10)	26
3.	New Orleans Saints (vs. Atlanta Falcons, 11/7)	22
	New Orleans Saints (at Philadelphia Eagles, 11/21)	22
	Houston Texans (L.A. Rams, 10/31)	22

- The franchise record for points in any quarter is 28, accomplished five times in Steelers' history. The Steelers' 27 fourth-quarter points vs. Los Angeles in Week 11 are tied for the sixth-most in any quarter in franchise history.
- Pittsburgh's 27 fourth-quarter points vs. Los Angeles in Week 11 are the second-most in the fourth quarter of a road game and second-most in any quarter of a road game in franchise history.

MOST POINTS IN 4TH QUARTER IN FRANCHISE HISTORY

RANK	OPP. DATE	PTS
1.	at N.Y. Jets, 12/13/1986	28
	vs. N.Y. Giants, 11/30/1952	28
3.	at L.A. Chargers, 11/21/2021	27
4.	at Cincinnati, 12/7/2014	25
5.	vs. Tennessee, 11/1/1998	24

MOST POINTS IN ANY QUARTER IN FRANCHISE HISTORY

RANK	OPP. DATE (QUARTER)	PTS
1.	vs. Indianapolis, 10/26/2014 (2nd)	28
	vs. Cincinnati, 12/4/2011 (2nd)	28
	at N.Y. Jets, 12/13/1986 (4th)	28
	vs. Chicago Cardinals, 12/13/1959 (2nd)	28
	vs. N.Y. Giants, 11/30/1952 (4th)	28
6.	at L.A. Chargers, 11/21/2021 (4th)	27
	vs. Cleveland, 10/17/1954 (2nd)	27

TOMLIN-BEN

- **Mike Tomlin** and QB **Ben Roethlisberger** recorded their 135th regular-season win together in Week 17 vs. Cleveland, equalling Sean Payton and Drew Brees for the second-most wins by a head coach-quarterback tandem in NFL history.
- Tomlin and Roethlisberger recorded their 108th regular-season win together in Week 5 of 2018 against Atlanta, breaking a tie with Chuck Noll and Terry Bradshaw for the most wins by a head coach-quarterback tandem in franchise history.
- Tomlin and Roethlisberger picked up their 117th regular-season victory in Week 2 of 2020 against Denver, breaking a tie with Don Shula and Dan Marino for the third-most wins by a head coach-quarterback tandem in NFL history.

MOST REGULAR-SEASON WINS BY A HEAD COACH-QUARTERBACK IN NFL HISTORY

RANK	DUO	WINS
1.	Bill Belichick-Tom Brady	219
2.	Mike Tomlin-Ben Roethlisberger	135
	Sean Payton-Drew Brees	135
4.	Don Shula-Dan Marino	116
5.	Chuck Noll-Terry Bradshaw	107

STARTING IN STYLE

- QB **Ben Roethlisberger** owns a 164-81-1 (.669) regular-season record as a starting quarterback.
- His 164 regular-season victories as a starting quarterback are a franchise record and the fifth-most in NFL history.
- His .669 regular-season winning percentage as a starting quarterback is the second-highest in franchise history and sixth-highest in NFL history (min. 150 games started).

BEST STARTING RECORD AMONG QUARTERBACKS IN NFL HISTORY (MIN. 150 GAMES STARTED)

RANK	PLAYER	W	L	T	PCT.
1.	Tom Brady	242	73	0	.768
2.	Joe Montana	117	47	0	.713
3.	Peyton Manning	186	79	0	.702
4.	Aaron Rodgers	139	65	1	.680
5.	Terry Bradshaw	107	51	0	.677
6.	Ben Roethlisberger	164	81	1	.669
7.	Russell Wilson	103	53	1	.659
8.	John Elway	148	82	1	.643
9.	Jim Kelly	101	59	0	.631
10.	Brett Favre	186	112	0	.624

- Roethlisberger earned 117 wins in his first 175 regular-season starts, which is the second-most by an NFL QB in NFL history through 175 starts (Tom Brady, 136).
- Roethlisberger made his 150th career regular-season start in Week 8 vs. Indianapolis in 2014 to become the fourth quarterback in NFL history to record 100 wins in their first 150 regular-season starts (Tom Brady, 116; Joe Montana, 108; Terry Bradshaw, 102).
- Roethlisberger registered his 90th career win in his 135th career start, becoming the fifth-fastest quarterback who began their career in the Super Bowl era to reach 90 wins.
- Roethlisberger earned his 130th win as a starting quarterback in his 192nd start in Week 10 of 2017 at Indianapolis to mark the third-fewest starts in NFL history to win 130 games (Tom Brady, 168; Peyton Manning, 189).

THIRD-FASTEST TO NO. 160

- With a win at Cleveland in Week 8, QB **Ben Roethlisberger** became the fifth quarterback in NFL history to record 160 regular-season wins as a starter.
- Roethlisberger joined Peyton Manning, Brett Favre, Drew Brees and Tom Brady as the only quarterbacks in NFL history with at least 160 regular-season wins as a starting quarterback.
- Roethlisberger registered his 160th career win in his 238th career start, becoming the third-fastest quarterback to reach 160 wins in NFL history.

FEWEST STARTS TO 160 CAREER VICTORIES

RANK	PLAYER	STARTS
1.	Tom Brady	206
2.	Peyton Manning	230
3.	Ben Roethlisberger	238
4.	Brett Favre	253
5.	Drew Brees	270

WINNING NO. 150

- QB **Ben Roethlisberger** became the fifth quarterback in NFL history to record 150 regular-season wins as a starter during the Steelers' Week 7 win against Tennessee (27-24) in 2020.
- Roethlisberger joined Peyton Manning, Brett Favre, Drew Brees and Tom Brady as the only quarterbacks in NFL history with at least 150 regular-season wins as a starting quarterback.

BEN BY THE NUMBERS

63,844	With 123 yards passing in Week 17 vs. Cleveland, Roethlisberger ranks fifth on the all-time NFL passing yards list (63,844).
3,000	Roethlisberger has thrown for 3,000+ yards in 15 of his 18 seasons in the NFL. Only Tom Brady (19), Brett Favre (18), Drew Brees (16) and Peyton Manning (16) have more in NFL history.
400	With his 45-yard TD pass to WR Dionte Johnson in Week 4 at Green Bay, Roethlisberger became the eighth quarterback in NFL history to surpass 400 career regular-season passing TDs.
400	Roethlisberger has thrown for 400 or more yards in 14 games (regular-season and postseason), which is a franchise record and fourth in NFL history.
248	Roethlisberger has played in 248 regular-season games for the Steelers, which is a franchise record. His 248 regular-season games played at quarterback are the sixth-most in NFL history. Roethlisberger's 248 regular-season games played at quarterback with one franchise are the third-most in the League.
246	Roethlisberger has started 246 regular-season games for the Steelers, which is a franchise record. His 246 regular-season games started at quarterback are the fifth-most in NFL history. Roethlisberger's 246 regular-season games started at quarterback with one franchise are the third-most in the League.
164-81-1	Roethlisberger's regular-season record as a starting quarterback is 164-81-1 (.669), which is the sixth-highest win percentage in NFL history (min. 150 starts) and most wins in franchise history for a starting signal caller.
164	Roethlisberger's 164 regular-season wins as a starting quarterback are the fifth-most in NFL history.
158.3	Roethlisberger has posted a perfect passer rating of 158.3 or better in four games during his NFL regular-season career (min. 10 attempts/game) - the most all-time.
134	Roethlisberger has registered 134 career multi-TD pass games (regular-season and postseason), which is a franchise record, eighth in NFL history and seventh in League history with one franchise.
125.0	Roethlisberger has recorded a passer rating of 125.0 or higher 30 times in his NFL regular-season career (minimum 20 attempts), most recently in Week 5 of 2020 against the Philadelphia Eagles (125.4), which is the eighth-most in NFL history.
118	Roethlisberger has thrown 118 TD passes in the fourth quarter and overtime in his regular-season career, which is a franchise record and third in NFL history.
100.0	Roethlisberger has registered a passer rating of 100.0 or higher in 107 career games (regular-season and postseason), which is a franchise record, seventh in NFL history and tied for fourth in League history with one franchise.
92	Pittsburgh is 92-15 (.860) when Roethlisberger has registered a passer rating of 100.0 or higher.
92	Roethlisberger owns an 92-31 (.748) regular-season career record as a starting quarterback at Heinz Field. His 92 home victories are the sixth-most in NFL history. His .748 home winning percentage is the sixth-highest in League history (min. 100 home starts).
92	Roethlisberger has registered 92 victories at Heinz Field, which ranks third all-time at a venue behind Tom Brady (116 at Gillette Stadium) and John Elway (95 at Mile High Stadium).
74	Roethlisberger has registered 74 games with 300 or more yards passing (regular-season and postseason), which is a franchise record and seventh in NFL history.
67	Roethlisberger has 67 career completions (regular-season and postseason) of 50+ yards, which is the sixth-most in NFL history.

BEN BY THE NUMBERS

58	Roethlisberger is 58-33-1 (.636) in regular-season games decided by six points or less with him under center. His 58 regular-season victories in games decided by six points or less with him under center are the most in NFL history. Roethlisberger's .636 winning percentage in games decided by six points or less with him under center is the second-highest in NFL history (min. 50 starts).
53	Roethlisberger has now thrown a TD pass to 53 different players (including RB Najee Harris and TE Pat Freiermuth in 2021) over his regular-season NFL career.
52	Roethlisberger has rallied the Steelers from a tie or deficit in the fourth quarter 52 times in his career, which is a franchise record and fourth in NFL history.
40	Roethlisberger has led the Steelers to an offensive scoring drive in the 4th quarter with the team trailing by one score to either tie or take the lead 40 times in his career, which is a franchise record and third in NFL history.
35	Roethlisberger has recorded 35 career TD passes of 50 or more yards, which is a franchise record and ranks sixth in NFL history.
25+	Roethlisberger has thrown 25 or more TD passes nine times over his 17-year career. The nine 25+ passing TD seasons rank seventh since the 1970 AFL-NFL merger.
23	Roethlisberger has thrown 23 TDs in the last two minutes of a regular-season game, which ranks second since 2000.
20+	The Steelers have scored at least 20 points in 97 of the 123 games at home with Roethlisberger as the starter.
15	Roethlisberger threw at least 15 TD passes in each of his first 15 NFL seasons, the most consecutive seasons with 15 or more scoring tosses to start an NFL career. He added his 17th season with at least 15 TD passes in 2021.
11	Roethlisberger has thrown 20 or more TD passes during his NFL career in 11 seasons - a franchise record - including eight consecutive seasons prior to 2019 (2007, 2009, 2011-18, 2020).
10	Roethlisberger has 10 career completions of 80 yards or longer.
8	Roethlisberger ranks in the top eight in NFL history in games (6th, 248), starts (5th, 246), pass yards (5th, 63,844), pass completions (5th, 5,410), pass attempts (5th, 8,399) and TD passes (8th, 417).
9	Roethlisberger has nine career TD passes of 80 yards or longer, which is tied with Brett Favre for the most in NFL history.
8TH	Roethlisberger is the eighth quarterback in NFL history to surpass 400 career passing TDs, including the regular-season and postseason (449).
8TH	Roethlisberger has registered three or more passing TDs in 59 career games (regular-season and postseason), which is a franchise record, eighth in NFL history and eighth in League history with one franchise.
3RD	With a win at Cleveland in Week 8, Roethlisberger registered his 160th career win in his 238th career start, becoming the third-fastest quarterback to reach 160 wins in NFL history.
3RD	Roethlisberger has thrown 236 TD passes at Heinz Field, which is the third-most all-time at a particular venue in NFL history behind Drew Brees (281 at Mercedes-Benz Superdome) and Tom Brady (258 at Gillette Stadium).
2	Roethlisberger is one of two quarterbacks to record at least 24 regular-season wins against multiple opponents since the 1970 AFL-NFL merger (25, Cleveland; 24, Cincinnati).
1ST	Roethlisberger is the first quarterback in NFL history with 500 passing yards in three career games (Week 8 2014, Week 15 2009 and Week 14 2017).

MOVING ON UP

QB Ben Roethlisberger leads the Steelers in nearly all major career statistics. The following is where Roethlisberger ranks in Steelers history in several key categories:

Single-Season TD Passes (2018)	34	1st
Single-Season Passing Yards (2018)	5,129	1st
Career Passing TDs (regular season)	417	1st
Single-Season Completions (2018)	452	1st
Single-Season Pass Attempts (2018)	675	1st
Single-Season Completion Pct. (2015)	68.0	1st
Single-Season Passer Rating (2007)	104.1	1st
3,000-Yard Passing Seasons (2006-18, 2020-21)	15	1st
Consecutive 3,000-Yard Passing Seasons (2006-18)	13	1st
Single-Game Completion Pct. (9/7/08 vs. Houston)	92.9	1st
Seasons w/ 250+ Completions (2006-09, '11-18, 2020-21)	14	1st
Seasons w/ Completion Pct. of 60.0+ (2004, '05, '07, '09-'18, 2020-21)	15	1st
Seasons w/ Passer Rating of 90.0+ (2004, '05, '07, '09-'18, 2020)	14	1st
Completions in Single Game (12/10/17 vs. Baltimore)	44	1st
Attempts in Single Game (12/10/17 vs. Baltimore)	66	1st
Passing Yards in Single Game (10/26/14 vs. Indianapolis)	522	1st
Career Completions	5,410	1st
Career Attempts	8,399	1st
Career Passing Yards	63,844	1st
Career Completion Pct.	64.3	1st
Career Passing Yards/Attempts	7.60	1st
Career QB Rating	93.6	1st
Career 300-yard Passing Games (reg and postseason)	74	1st
Career Games w/ 30+ Completions (reg and postseason)	36	1st
Career Games w/ 100.0+ Passer Rating (reg and postseason)	107	1st
Career Perfect Passer Rating Games (158.3) **	4	1st
Career QB Rating in 4th Qtr./Overtime *	94.4	1st
Career Touchdown Passes in 4th Quarter/Overtime	118	1st
Career Touchdown Passes in Final 2 mins./game *	23	1st
Consecutive Reg. Gms. w/ At Least One TD Pass (2012-Week 1 of 2014)	30	1st
Games Played by Rookie QB (2004)	14	1st
Passing Attempts by Rookie QB (2004)	295	1st
Pass Completions by Rookie QB (2004)	196	1st
Passing Yards by Rookie QB (2004)	2,621	1st
Passing TDs by Rookie QB (2004)	17	1st
Rushing Attempts by Rookie QB (2004)	56	1st
Rushing Yards by Rookie QB (2004)	144	1st
Completion Pct. by Rookie QB (2004) **	66.4	1st
Passer Rating by Rookie QB (2004) **	98.1	1st
Comp. %/Single Game by Rookie QB (10/17/04 vs. Dal.) **	84.0	1st
Consecutive Wins to Start Career (2004) **	13	1st
Total Wins by Rookie QB (2004) **	13	1st
Passing TDs in Single Game (10/26/14 vs. Ind. and 11/2/14 vs. Bal.)	6	1st
Single-Game TD Passes at Heinz Field (10/26/14 vs. Ind. and 11/2/14 vs. Bal.)	6	1st
Passing TDs in Back-to-Back Games **	12	1st
Total Wins When Throwing for 300-plus Yards	38	1st
Seasons w/ 25+ Passing TDs (2007, '09, '12-14, '16-18, '20)	9	1st
Career Wins (Regular Season)	164	1st
Career TD Passes (indoors)	41	1st
Career Touchdown Passes in Dec./Jan.	116	1st
Single-Game TD Passes on MNF (11/5/07 vs. Bal.) **	5	T-1st
Consecutive Passes Completed (11/26/07 vs. Miami)	15	T-1st
Career Winning Pct.	.669	2nd
Career Rushing Yards (by QB)	1,378	3rd
Career Rushing Touchdowns (by QB)	20	3rd

* Since 1991 ** NFL Record

MOST REGULAR-SEASON WINS AS A STARTING QUARTERBACK

RANK	PLAYER	WINS
1.	Tom Brady	241
2.	Brett Favre	186
	Peyton Manning	186
4.	Drew Brees	172
5.	Ben Roethlisberger	163
6.	John Elway	148
7.	Dan Marino	147
8.	Aaron Rodgers	138
9.	Philip Rivers	134
10.	Fran Tarkenton	124

BIG BEN TAKES ON THE AFC

- QB **Ben Roethlisberger** is 121-60-1 (.668) as a starter in the regular season against AFC opponents during his career.
- Roethlisberger's 121 victories against AFC opponents are the third-most by any quarterback in NFL history.

MOST AFC VICTORIES AS STARTING QB

RANK	PLAYER	WINS
1.	Tom Brady	171
2.	Peyton Manning	140
3.	Ben Roethlisberger	121
4.	John Elway	118
5.	Dan Marino	110

- Roethlisberger's .668 winning percentage against AFC opponents is the third-highest by any quarterback in NFL history (min. 100 starts).

BEST AFC WIN PERCENTAGE AS STARTING QB (MIN. 100 STARTS)

RANK	PLAYER	W	L	T	PCT.
1.	Tom Brady	171	50	0	.774
2.	Peyton Manning	140	58	0	.707
3.	Ben Roethlisberger	121	60	1	.668
4.	John Elway	118	60	0	.663
5.	Terry Bradshaw	81	43	0	.653

CONTROLLING THE NORTH

- QB **Ben Roethlisberger** is 65-21-1 (.753) as a starter in the regular season against AFC North opponents during his career, including a 4-1 mark in 2020.
- Roethlisberger's 65 victories against the AFC North are the most by any quarterback in NFL history.

MOST AFC NORTH VICTORIES AS STARTING QB

RANK	PLAYER	WINS
1.	Ben Roethlisberger	65
2.	Joe Flacco	36
3.	Tom Brady	28
4.	Carson Palmer	26
5.	Andy Dalton	25

- Roethlisberger's 65 intradivision victories against the AFC North are tied for the sixth-most by any quarterback in NFL history.

MOST INTRADIVISION VICTORIES AS STARTING QB

RANK	PLAYER	WINS
1.	Tom Brady	93
2.	Brett Favre	86
3.	Peyton Manning	75
4.	John Elway	70
5.	Dan Marino	69
6.	Ben Roethlisberger	65
	Drew Brees	65
8.	Aaron Rodgers	55
9.	Jim Kelly	52
10.	Roger Staubach	51

- Roethlisberger has finished with a .500 or above record against AFC North opponents during the regular season in 16 of his 18 NFL seasons, including winning at least five games in five campaigns.

ROETHLISBERGER VS. AFC NORTH AS A STARTER

SEASON	RECORD	SEASON	RECORD
2021	3-2	2012	2-1
2020	4-1	2011	4-2
2019	-	2010	5-0
2018	4-1-1	2009	2-3
2017	5-0	2008	6-0
2016	4-1	2007	5-0
2015	2-2	2006	3-3
2014	4-2	2005	3-1
2013	4-2	2004	5-0
2012	2-1		

- In his 89 career games versus division opponents, Roethlisberger has posted a perfect passer rating once (11/5/07 vs. Baltimore) and 31 times has recorded a passer rating of over 100.0.
- The following is a look at his career statistics against the AFC North.

ROETHLISBERGER STATISTICS VS. AFC NORTH

CATEGORY	STATISTIC
Record	65-21-1 (as a starting QB)
Completion Pct. (Comp.-Att.)	62.1 (1,846-2,971)
Passing Yards	21,689
Passing Touchdowns	132
Interceptions	81
Passer Rating	87.7

- The following is a look at Roethlisberger's career statistics against AFC North opponents as a starter at home compared to the road.

ROETHLISBERGER STATISTICS VS. AFC NORTH (HOME/AWAY)

CATEGORY	HOME	AWAY
Record	35-9	30-12-1
Completion Pct. (Comp.-Att.)	62.8 (933-1,485)	61.4 (913-1,486)
Passing Yards	11,215	10,474
Passing Touchdowns	77	55
Interceptions	44	37
Passer Rating	90.8	84.6

BEN AMONG THE ALL-TIME BEST

- QB **Ben Roethlisberger** ranks in the top eight in NFL history in games (6th, 248), starts (5th, 246), pass yards (5th, 63,844), pass completions (5th, 5,410), pass attempts (5th, 8,399) and TD passes (8th, 417).
- Roethlisberger ranks in the top six in NFL history with one franchise in games (third, 248), starts (third, 246), pass yards (third, 63,844), pass completions (third, 5,410), pass attempts (fifth, 8,399) and TD passes (sixth, 417).
- Roethlisberger also ranks in the top 10 in NFL history in pass yards/attempt (sixth, 7.60, min. 5,000 pass attempts) and passer rating (seventh, 93.6, min. 5,000 pass attempts).

MOST PASSING YARDS IN NFL HISTORY

RANK	PLAYER	YDS
1.	Tom Brady	84,194
2.	Drew Brees	80,358
3.	Peyton Manning	71,940
4.	Brett Favre	71,838
5.	Ben Roethlisberger	63,844
6.	Philip Rivers	63,440
7.	Dan Marino	61,361
8.	Matt Ryan	59,519
9.	Eli Manning	57,023
10.	Aaron Rodgers	55,222

MOST PASSING YARDS WITH ONE FRANCHISE IN NFL HISTORY

RANK	PLAYER. TEAM	YDS
1.	Tom Brady, New England	74,571
2.	Drew Brees, New Orleans	68,010
3.	Ben Roethlisberger, Pittsburgh	63,844
4.	Brett Favre, Green Bay	61,655
5.	Dan Marino, Miami	61,361
6.	Philip Rivers, L.A. Chargers	59,271
7.	Matt Ryan, Atlanta	59,519
8.	Eli Manning, N.Y. Giants	57,023
9.	Peyton Manning, Indianapolis	54,828
10.	Aaron Rodgers, Green Bay	55,222

MOST TOUCHDOWN PASSES IN NFL HISTORY

RANK	PLAYER	TDS
1.	Tom Brady	621
2.	Drew Brees	571
3.	Peyton Manning	539
4.	Brett Favre	508
5.	Aaron Rodgers	447
6.	Philip Rivers	421
7.	Dan Marino	420
8.	Ben Roethlisberger	417
9.	Eli Manning	366
	Matt Ryan	366

MOST TOUCHDOWN PASSES WITH ONE FRANCHISE IN NFL HISTORY

RANK	PLAYER. TEAM	TDS
1.	Tom Brady, New England	541
2.	Drew Brees, New Orleans	491
3.	Aaron Rodgers, Green Bay	447
4.	Brett Favre, Green Bay	442
5.	Dan Marino, Miami	420
6.	Ben Roethlisberger, Pittsburgh	417
7.	Peyton Manning, Indianapolis	399
8.	Philip Rivers, L.A. Chargers	397
9.	Eli Manning, N.Y. Giants	366
	Matt Ryan, Atlanta	366

MOST PASS COMPLETIONS IN NFL HISTORY

RANK	PLAYER	CMP
1.	Tom Brady	7,234
2.	Drew Brees	7,142
3.	Brett Favre	6,300
4.	Peyton Manning	6,125
5.	Ben Roethlisberger	5,410
6.	Philip Rivers	5,277
7.	Matt Ryan	5,222
8.	Dan Marino	4,967
9.	Eli Manning	4,895
10.	Aaron Rodgers	4,637

MOST PASS COMPLETIONS WITH ONE FRANCHISE IN NFL HISTORY

RANK	PLAYER. TEAM	CMP
1.	Tom Brady, New England	6,377
2.	Drew Brees, New Orleans	6,017
3.	Ben Roethlisberger, Pittsburgh	5,410
4.	Brett Favre, Green Bay	5,377
5.	Matt Ryan, Atlanta	5,222
6.	Dan Marino, Miami	4,967
7.	Philip Rivers, L.A. Chargers	4,908
8.	Eli Manning, N.Y. Giants	4,895
9.	Peyton Manning, Indianapolis	4,682
10.	Aaron Rodgers, Green Bay	4,637

MOST PASS ATTEMPTS IN NFL HISTORY

RANK	PLAYER	ATT
1.	Tom Brady	11,230
2.	Drew Brees	10,551
3.	Brett Favre	10,169
4.	Peyton Manning	9,381
5.	Ben Roethlisberger	8,399
6.	Dan Marino	8,358
7.	Philip Rivers	8,134
8.	Eli Manning	8,120
9.	Matt Ryan	7,970
10.	John Elway	7,250

MOST PASS ATTEMPTS WITH ONE FRANCHISE IN NFL HISTORY

RANK	PLAYER. TEAM	ATT
1.	Tom Brady, New England	9,988
2.	Brett Favre, Green Bay	8,754
3.	Drew Brees, New Orleans	8,742
4.	Ben Roethlisberger, Pittsburgh	8,399
5.	Dan Marino, Miami	8,358
6.	Eli Manning, N.Y. Giants	8,120
7.	Matt Ryan, Atlanta	7,970
8.	Philip Rivers, L.A. Chargers	7,591
9.	John Elway, Denver	7,250
10.	Peyton Manning, Indianapolis	7,211

MOST GAMES PLAYED BY QB IN NFL HISTORY

RANK	PLAYER	GP
1.	Tom Brady	317
2.	Brett Favre	302
3.	Drew Brees	287
4.	Peyton Manning	266
5.	Earl Morrall	255
6.	Ben Roethlisberger	248
7.	Fran Tarkenton	246
8.	Philip Rivers	244
9.	Dan Marino	242
10.	Eli Manning	236

MOST GAMES PLAYED BY QB WITH ONE TEAM IN NFL HISTORY

RANK	PLAYER. TEAM	GP
1.	Tom Brady, New England Patriots	285
2.	Brett Favre, Green Bay Packers	255
3.	Ben Roethlisberger, Pittsburgh Steelers	248
4.	Dan Marino, Miami Dolphins	242
5.	Eli Manning, N.Y. Giants	236

MOST GAMES STARTED BY QB IN NFL HISTORY

RANK	PLAYER	GS
1.	Tom Brady	315
2.	Brett Favre	298
3.	Drew Brees	286
4.	Peyton Manning	265
5.	Ben Roethlisberger	246
6.	Dan Marino	240
7.	Philip Rivers	240
8.	Fran Tarkenton	239
9.	Eli Manning	234
10.	John Elway	231

MOST GAMES STARTED BY QB WITH ONE TEAM IN NFL HISTORY

RANK	PLAYER	GS
1.	Tom Brady, New England Patriots	283
2.	Brett Favre, Green Bay Packers	253
3.	Ben Roethlisberger, Pittsburgh Steelers	246
4.	Dan Marino, Miami Dolphins	240
5.	Eli Manning, N.Y. Giants	234

HIGHEST PASSING YARDS PER ATTEMPT LEADERS IN NFL HISTORY (MIN. 5,000 ATT.)

RANK	PLAYER	YDS/ATT.
1.	Philip Rivers	7.80
2.	Aaron Rodgers	7.78
3.	Dan Fouts	7.68
4.	Peyton Manning	7.67
5.	Drew Brees	7.62
6.	Ben Roethlisberger	7.60
7.	Joe Montana	7.52
8.	Matt Ryan	7.47
9.	Tom Brady	7.46
10.	Dan Marino	7.34

HIGHEST PASSER RATING IN NFL HISTORY (MIN. 5,000 ATT.)

RANK	PLAYER	RTG.
1.	Aaron Rodgers	104.4
2.	Drew Brees	98.7
3.	Tom Brady	97.5
4.	Peyton Manning	96.4
5.	Philip Rivers	95.2
6.	Matt Ryan	94.3
7.	Ben Roethlisberger	93.6
8.	Joe Montana	92.3
9.	Matthew Stafford	91.1
10.	Carson Palmer	87.9

BIG BEN, BIG COMEBACKS

- In Pittsburgh's 19-13 victory over Tennessee in Week 15, when the Titans took a three-point lead (13-10) into the fourth quarter, QB **Ben Roethlisberger** rallied the Steelers from a tie or deficit in the fourth quarter for the 52nd time in his career and the sixth time in 2021 (Week 1 at Buffalo, Week 6 vs. Seattle, Week 8 at Cleveland, Week 9 vs. Chicago, Week 13 vs. Baltimore and Week 15 vs. Tennessee), which is a franchise record and fourth in NFL history.

MOST GAMEWINNING DRIVES IN NFL HISTORY

RANK	PLAYER	GWD
1.	Peyton Manning	54
2.	Drew Brees	53
3.	Tom Brady	53
4.	Ben Roethlisberger	52
5.	Dan Marino	47

- Roethlisberger has rallied the Steelers from a tie or deficit in the fourth quarter six times in 2021 (Week 1 at Buffalo, Week 6 vs. Seattle, Week 8 at Cleveland, Week 9 vs. Chicago, Week 13 vs. Baltimore and Week 15 vs. Tennessee), which is tied for the 11th-most in single-season NFL history.

MOST GAMEWINNING DRIVES IN 2021

RANK	PLAYER	GWD
1.	Ben Roethlisberger	6
2.	Justin Herbert	5
3.	Lamar Jackson	4
	Taylor Heinicke	4
	Tom Brady	4
	Derek Carr	4
	Matt Ryan	4
	Ryan Tannehill	4

MOST GAMEWINNING DRIVES IN SINGLE-SEASON SINCE 1970 NFL-AFL MERGER

RANK	PLAYER	YEAR	GWD
1.	Matthew Stafford	2016	8
2.	Drew Brees	2018	7
	Derek Carr	2016	7
	Jake Delhomme	2003	7
	Andrew Luck	2012	7
	Don Majkowski	1989	7
	Peyton Manning	1999	7
	Peyton Manning	2009	7
	Jake Plummer	1998	7
	Brian Sipe	1979	7
t-11.	Ben Roethlisberger	2021	6

MOST GAMEWINNING DRIVES SINCE 2020

RANK	PLAYER	GWD
1.	Ben Roethlisberger	10
	Ryan Tannehill	10
	Derek Carr	10
4.	Justin Herbert	8
	Tom Brady	8
	Matt Stafford	8

- Roethlisberger has led the Steelers to an offensive scoring drive in the fourth quarter with the team trailing by one score to either tie or take the lead five times in 2021 (Week 6 vs. Seattle, Week 8 at Cleveland, Week 9 vs. Chicago, Week 13 vs. Baltimore and Week 15 vs. Tennessee) and 40 times in his career, which is a franchise record and third in NFL history.

MOST 4TH QUARTER COMEBACKS IN NFL HISTORY

RANK	PLAYER	4QC
1.	Peyton Manning	43
2.	Tom Brady	42
3.	Ben Roethlisberger	40
4.	Drew Brees	36
5.	Johnny Unitas	34
	Matthew Stafford	34

MOST 4TH QUARTER COMEBACKS IN SINGLE-SEASON SINCE 1970 NFL-AFL MERGER

RANK	PLAYER	YEAR	4QC
1.	Matthew Stafford	2016	8
2.	Derek Carr	2016	7
	Peyton Manning	2009	7
4.	Drew Brees	2018	6
	Ed Brown	1963	6
	John Elway	1985	6
	Peyton Manning	1999	6
	Dan Marino	1992	6
	Dan Pastorini	1978	6
t-10.	Ben Roethlisberger	2021	5

MOST 4TH QUARTER COMEBACKS IN 2021

RANK	PLAYER	4QC
1.	Ben Roethlisberger	5
	Justin Herbert	5
3.	Lamar Jackson	4
4.	Tom Brady	3
	Derek Carr	3
	Taylor Heinicke	3
	Patrick Mahomes	3
	Matt Ryan	3
	Matthew Stafford	3
	Ryan Tannehill	3

MOST 4TH QUARTER COMEBACKS SINCE 2020

RANK	PLAYER	4QC
1.	Ben Roethlisberger	9
2.	Ryan Tannehill	8
3.	Patrick Mahomes	6
	Justin Herbert	6
	Tom Brady	6
	Matthew Stafford	6
	Derek Carr	6

- Roethlisberger picked up his 64th victory (regular-season and postseason) and fifth in 2021 (Week 6 vs. Seattle, Week 8 at Cleveland, Week 9 vs. Chicago, Week 13 vs. Baltimore and Week 15 vs. Tennessee) in games decided by six points or less.
- Roethlisberger's five victories in games decided by six points or less in 2021 are tied for the second-most in the NFL.

MOST QB VICTORIES IN GAMES DECIDED BY SIX POINTS OR LESS IN 2021

RANK	PLAYER	WINS
1.	Derek Carr	6
2.	Ben Roethlisberger	5
	Tom Brady	5
	Aaron Rodgers	5
	Lamar Jackson	5
	Ryan Tannehill	5
	Taylor Heinicke	5
	Justin Herbert	5

- Pittsburgh improved to 58-33-1 (.636) in regular-season games decided by six points or less with him under center.
- Roethlisberger's 58 regular-season victories in games decided by six points or less with him under center are the most in NFL history.

MOST QB VICTORIES IN GAMES DECIDED BY SIX POINTS OR LESS

RANK	PLAYER	WINS
1.	Ben Roethlisberger	58
2.	Drew Brees	57
	Tom Brady	57
4.	Peyton Manning	56
5.	Brett Favre	55
	John Elway	55

- Roethlisberger's .636 regular-season win percentage in games decided by six points or less with him under center is the second-highest in NFL history.

HIGHEST QB WIN PERCENTAGE IN GAMES DECIDED BY SIX POINTS OR LESS (MIN. 50 GAMES STARTED)

RANK	PLAYER	PCT.
1.	Tom Brady	57-25 (.695)
2.	Ben Roethlisberger	58-33-1 (.636)
3.	Ryan Tannehill	34-20 (.630)
4.	Jim Kelly	38-23 (.623)
5.	Peyton Manning	56-34 (.622)

THROWING TO PAY DIRT

- Roethlisberger has thrown 20 or more TD passes 12 times over his 18-year career. The 12 20+ TD passing seasons are tied for the seventh-most since the 1970 AFL-NFL merger.

20+ TD PASS SEASONS

RANK	PLAYER	SEASONS
1.	Tom Brady	19
2.	Drew Brees	17
3.	Peyton Manning	16
4.	Brett Favre	15
	Philip Rivers	15
6.	Dan Marino	13
7.	Ben Roethlisberger	12
	Aaron Rodgers	12
	Matt Ryan	12
	Eli Manning	12

- Roethlisberger has thrown 25 or more TD passes nine times over his 18-year career. The nine 25+ TD passing seasons are tied for the seventh-most since the 1970 AFL-NFL merger.

25+ TD PASS SEASONS

RANK	PLAYER	SEASONS
1.	Peyton Manning	16
	Tom Brady	16
3.	Drew Brees	14
4.	Aaron Rodgers	12
5.	Brett Favre	11
	Philip Rivers	11
7.	Ben Roethlisberger	9
	Matt Ryan	9
9.	Kirk Cousins	7
	Dan Marino	7
	Russell Wilson	7
	Tony Romo	7
	Eli Manning	7

- Roethlisberger has thrown 30 or more TD passes four times over his 18-year career. The four 30+ TD passing seasons are tied for the eighth-most since the 1970 AFL-NFL merger.

30+ TD PASS SEASONS

RANK	PLAYER	SEASONS
1.	Drew Brees	10
2.	Peyton Manning	9
	Brett Favre	9
	Tom Brady	9
5.	Aaron Rodgers	8
6.	Philip Rivers	6
7.	Russell Wilson	5
8.	Ben Roethlisberger	4
	Dan Marino	4
	Tony Romo	4

- Roethlisberger has thrown for 3,000+ yards in 15 of his 18 seasons in the NFL. Only Tom Brady (19), Brett Favre (18), Drew Brees (16) and Peyton Manning (16) have more 3,000-yard passing seasons in NFL history.

3,000-YARD PASSING SEASONS

RANK	PLAYER	SEASONS
1.	Tom Brady	19
2.	Brett Favre	18
3.	Drew Brees	16
	Peyton Manning	16
5.	Ben Roethlisberger	15
	Philip Rivers	15
7.	Eli Manning	14
8.	Dan Marino	13
	Matt Ryan	13
10.	John Elway	12
	Aaron Rodgers	12

EIGHT CAREER 450-YARD PASSING GAMES

- Roethlisberger has eight career games (regular-season and postseason) with at least 450 passing yards - the most by any player in NFL history.

RANK	PLAYER	450-YARD GAMES
1.	Ben Roethlisberger	8
2.	Dak Prescott	5
	Drew Brees	5
4.	Dan Marino	4
	Peyton Manning	4
	Tom Brady	4

FIRST TO 500x3

- QB **Ben Roethlisberger** became the first player in NFL history to register three regular-season 500-yard passing games during Week 14's 39-38 victory over Baltimore in 2017.

ROETHLISBERGER'S 500-YARD PASSING GAMES

GAME	A	C	PCT.	YDS	TD	INT	RAT.
Green Bay (12/20/09)	46	29	63.0	503	3	0	121.9
Indianapolis (10/26/14)	49	40	81.6	522	6	0	150.6
Baltimore (12/10/17)	44	66	66.7	506	2	0	99.7

BIG BEN, BIG GAMES

- QB **Ben Roethlisberger** has registered 74 games with 300 or more yards passing (regular-season and postseason), which is a franchise record and seventh in NFL history.

MOST 300-YARD PASS GAMES IN NFL HISTORY

RANK	PLAYER	GAMES
1.	Drew Brees	131
2.	Tom Brady	124
3.	Peyton Manning	102
4.	Aaron Rodgers	77
5.	Philip Rivers	76
	Matt Ryan	76
7.	Ben Roethlisberger	74
8.	Dan Marino	67
9.	Brett Favre	66
10.	Kurt Warner	58
	Matthew Stafford	58

- Roethlisberger has registered 134 career multi-TD pass games (regular-season and postseason), which is a franchise record, eighth in NFL history and seventh in League history with one franchise.

MOST MULTI-TD PASS GAMES IN NFL HISTORY

RANK	PLAYER	GAMES
1.	Tom Brady	224
2.	Drew Brees	186
3.	Peyton Manning	175
4.	Brett Favre	174
5.	Aaron Rodgers	156
6.	Philip Rivers	147
7.	Dan Marino	137
8.	Ben Roethlisberger	134
9.	Matt Ryan	120
10.	Eli Manning	114

MOST MULTI-TD PASS GAMES WITH ONE FRANCHISE IN NFL HISTORY

RANK	PLAYER	GAMES
1.	Tom Brady, New England	196
2.	Drew Brees, New Orleans	160
3.	Aaron Rodgers, Green Bay	156
4.	Brett Favre, Green Bay	155
5.	Philip Rivers, San Diego Chargers	139
6.	Dan Marino, Miami Dolphins	137
7.	Ben Roethlisberger, Pittsburgh Steelers	134
8.	Peyton Manning, Indianapolis	129
9.	Matt Ryan, Atlanta Falcons	120
10.	Eli Manning, N.Y. Giants	114

- QB **Ben Roethlisberger** has registered three of more passing TDs in 59 career games (regular-season and postseason), which is a franchise record, eighth in NFL history and eighth in League history with one franchise.

MOST 3+ TD PASS GAMES IN NFL HISTORY

RANK	PLAYER	GAMES
1.	Tom Brady	113
2.	Drew Brees	102
3.	Peyton Manning	99
4.	Aaron Rodgers	89
5.	Brett Favre	78
6.	Dan Marino	67
7.	Philip Rivers	64
8.	Ben Roethlisberger	59
9.	Eli Manning	51
	Matthew Stafford	51

MOST 3+ TD PASS GAMES WITH ONE FRANCHISE IN NFL HISTORY

RANK	PLAYER	GAMES
1.	Tom Brady, New England	97
2.	Drew Brees, New Orleans	94
3.	Aaron Rodgers, Green Bay	89
4.	Peyton Manning, Indianapolis	69
5.	Brett Favre, Green Bay	68
6.	Dan Marino, Miami Dolphins	67
7.	Philip Rivers, San Diego Chargers	61
8.	Ben Roethlisberger, Pittsburgh Steelers	59
9.	Eli Manning, N.Y. Giants	51
10.	Matt Ryan, Atlanta Falcons	50

- QB **Ben Roethlisberger** has registered a passer rating of 100.0 or higher in 107 career games (regular-season and postseason), which is a franchise record, seventh in NFL history and tied for fourth in League history with one franchise.

MOST GAMES WITH 100.0+ PASSER RATING IN NFL HISTORY

RANK	PLAYER	GAMES
1.	Tom Brady	169
2.	Drew Brees	149
3.	Aaron Rodgers	126
4.	Peyton Manning	118
	Brett Favre	118
6.	Philip Rivers	115
7.	Ben Roethlisberger	107
8.	Matt Ryan	98
9.	Russell Wilson	91
10.	Joe Montana	82

MOST GAMES WITH 100.0+ PASSER RATING WITH ONE FRANCHISE IN NFL HISTORY

RANK	PLAYER	GAMES
1.	Tom Brady, New England	148
2.	Drew Brees, New Orleans	131
3.	Aaron Rodgers, Green Bay	125
4.	Ben Roethlisberger, Pittsburgh Steelers	107
	Philip Rivers, San Diego Chargers	107
6.	Brett Favre, Green Bay	100
7.	Matt Ryan, Atlanta Falcons	98
8.	Russell Wilson, Seattle Seahawks	91
9.	Peyton Manning, Indianapolis Colts	87
10.	Dan Marino, Miami Dolphins	72

BIG BEN ON THIRD DOWN

- In his 248 career games, QB **Ben Roethlisberger** has been the one of the best passers in the NFL at moving the chains on third down. He has completed 1,424 passes on 2,302 attempts (61.9 pct.) for 17,928 yards and 135 TDs with 70 interceptions (93.0 passer rating).
- Roethlisberger ranks third in NFL history in passing first downs on third down (1,043), third in third-down completions, third in third-down pass yards, third in third-down attempts and sixth in third-down TD passes.
- Roethlisberger has 135 passing first downs on third down over the past two seasons, which is tied for the second-most in the NFL.

THIRD DOWN PASSING FIRST DOWNS SINCE 2020

RANK	PLAYER	PASSING FIRST DOWNS
1.	Justin Herbert	148
2.	Ben Roethlisberger	135
	Patrick Mahomes	135
4.	Matt Ryan	134
	Tom Brady	134

BIG BEN IN THE FOURTH QUARTER, OVERTIME

- In his 248 career games, QB **Ben Roethlisberger** has been the one of the best passers in the NFL in the fourth quarter and overtime. He has completed 1,402 passes on 2,171 attempts (64.6 pct.) for 16,711 yards and 119 TDs with 62 interceptions (94.3 passer rating).

CATEGORY	STAT	NFL RANK (LEADER)
Completions	1,402	3rd (Drew Brees, 1,812)
Attempts	2,171	4th (Drew Brees, 2,782)
Completion Pct.	64.6	3rd (Drew Brees, 65.1)
Yards	16,711	3rd (Drew Brees, 20,687)
Yards/Attempt	7.70	2nd (Aaron Rodgers, 7.86)
TDs	119	3rd (Tom Brady, 148)
Passer Rating	94.3	3rd (Aaron Rodgers, 102.1)
*min. 5,000 pass attempts		

THE 5,000 AND 60,000 CLUB

- QB **Ben Roethlisberger** became the seventh quarterback in NFL history – first in team history – to reach 60,000 career passing yards in regular-season games.
- Roethlisberger accomplished the feat in Week 15 of 2020 at Cincinnati.
- Roethlisberger also became the sixth quarterback in NFL history to complete at least 5,000 pass attempts (also in the Cincinnati game).
- Roethlisberger, Peyton Manning and Tom Brady are the only quarterbacks in NFL history that have thrown for 60,000 yards and won at least two Super Bowls.

BEN GOING OVER 90

- QB **Ben Roethlisberger** threw his fourth career TD of 94+ yards in Week 12 at Denver in 2018, becoming the first quarterback in NFL history with four TD passes of 94+ yards and the only in NFL history with four TD throws of 90+ yards.
- Roethlisberger's 97-yard connections, (Oct. 29, 2017 at Detroit and Nov. 25, 2018 at Denver) with WR **Juwon Smith-Schuster** are the longest passing plays in franchise history and tie as the longest offensive play in franchise record books.

135 IN FIRST 200

- QB **Ben Roethlisberger** earned 135 regular-season wins in his first 200 career starts, which is the third-most wins by a quarterback in NFL history in their first 200 starts.

MOST REGULAR-SEASON WINS AS A STARTING QB IN FIRST 200 STARTS

RANK	PLAYER	WINS
1.	Tom Brady	155
2.	Peyton Manning	136
3.	Ben Roethlisberger	135
4.	Brett Favre	132
5.	Dan Marino	125

TOP OF THE STEELERS CHARTS

- QB **Ben Roethlisberger** holds nearly every passing record in Pittsburgh Steelers franchise history.
- Roethlisberger's 63,844 passing yards, 417 passing TDs and 5,410 completions are tops in the team's record books.

STEELERS ALL-TIME PASSING YARDAGE LEADERS

RANK	PLAYER. YEARS	CMP-ATT	YDS
1.	Ben Roethlisberger, 2004-21	5,410-8,399	63,844
2.	Terry Bradshaw, 1970-83	2,025-3,901	27,989
3.	Kordell Stewart, 1995-2002	1,190-2,107	13,328

STEELERS ALL-TIME PASSING TDS LEADERS

RANK	PLAYER. YEARS	GP	TDS
1.	Ben Roethlisberger, 2004-21	248	417
2.	Terry Bradshaw, 1970-83	168	212
3.	Kordell Stewart, 1995-2002	113	70

STEELERS ALL-TIME PASS COMPLETIONS LEADERS

RANK	PLAYER. YEARS	GP	CMP
1.	Ben Roethlisberger, 2004-21	248	5,410
2.	Terry Bradshaw, 1970-83	168	2,025
3.	Kordell Stewart, 1995-2002	113	1,190

BEN'S CAREER GAME

- QB **Ben Roethlisberger** set single-game Steelers franchise records in a 51-34 win over Indianapolis in Week 8 of 2014 with 40 pass completions, 522 passing yards and six passing TDs.
- Roethlisberger's 522 passing yards is tied for the fifth-most in an NFL game.

MOST SINGLE-GAME PASSING YARDS IN NFL HISTORY

RANK	PLAYER	YDS
1.	Norm Van Brocklin, L.A. Rams, 9/28/1951	554
2.	Matt Schaub, Atlanta, 11/18/2012	527
	Warren Moon, Houston Oilers, 12/16/1990	527
4.	Joe Burrow, Cincinnati, 12/26/2021	525
5.	Ben Roethlisberger, Pittsburgh, 10/26/2014	522
	Boomer Esiason, Cincinnati, 11/10/1996	522

15 IN FIRST 15

- QB **Ben Roethlisberger** threw three TDs in Week 11 of 2017 vs. Tennessee to increase his season total to 16, which broke a tie with Peyton Manning to set the longest streak of 15 TD campaigns to start an NFL career.
- In Week 9 of 2018, Roethlisberger threw a scoring pass to WR Antonio Brown, giving him 15 TD passes on the season. It marked the 15th consecutive year to open his NFL career with at least 15 TD passes.

MOST CONSECUTIVE SEASONS WITH 15+ TD PASSES TO OPEN NFL CAREER

RANK	PLAYER. YEARS	SEASONS
1.	Ben Roethlisberger, 2004-18	15
2.	Peyton Manning, 1998-2010	13
3.	Jim Kelly, 1986-95	10
4.	Dan Marino, 1983-92	10
5.	Fran Tarkenton, 1961-70	10

NAJEE HARRIS (ING) OPPOSING DEFENSES

- RB **Najee Harris** leads NFL rookie running backs in carries (296), rushing yards (1,172), rushing TDs (seven), total TDs (10), first downs by rush (61), touches (366), targets (90), receptions (70), receiving yards (440), total first downs gained (81) and yards from scrimmage (1,612).
- Harris leads the NFL in touches (366), and he has yet to fumble. No player in the League has as many touches without a fumble in 2021.

MOST TOUCHES BY RUNNING BACK WITHOUT A FUMBLE IN 2021

RANK	PLAYER	TOUCHES
1.	Najee Harris	366
2.	Alvin Kamara	255
3.	Eli Mitchell	205
4.	Darrel Williams	181
5.	Darrell Henderson	178

- Harris' 366 touches without a fumble is the most by a rookie running back without a fumble since Edgerrin James had 431 in 1999 and tied for the seventh-most in League history.

MOST TOUCHES BY ROOKIE RUNNING BACK WITHOUT A FUMBLE SINCE 1970 AFL-NFL MERGER

RANK	PLAYER. YEAR	TOUCHES
1.	Eric Dickerson, 1983	441
2.	Edgerrin James, 1999	431
3.	Curtis Martin, 1995	398
4.	George Rogers, 1981	394
5.	Curt Warner, 1983	377
6.	Ottis Anderson, 1979	372
7.	Najee Harris, 2021	366
	Marshall Faulk, 1994	366
9.	Billy Simms, 1980	364
10.	Eddie George, 1996	358
	Joe Cribbs, 1980	358

- Harris' 366 touches are the most by a rookie running back since Edgerrin James had 431 in 1999 and tied for the 10th-most in League history.

MOST TOUCHES BY ROOKIE RUNNING BACK IN SINGLE-SEASON NFL HISTORY

RANK	PLAYER. YEAR	TOUCHES
1.	Eric Dickerson, 1983	441
2.	Edgerrin James, 1999	431
3.	Curtis Martin, 1995	398
	LaDainian Tomlinson, 2001	398
5.	George Rogers, 1981	394
6.	Matt Forte, 2008	379
7.	Curt Warner, 1983	377
8.	Ottis Anderson, 1979	372
9.	Doug Martin, 2012	368
10.	Najee Harris, 2021	366
	Marshall Faulk, 1994	366

- Harris ranks among the top five running backs in carries (second), rushing yards (fourth), first downs by rush (second), touches (first), targets (first), receptions (first), receiving yards (fourth), total first downs gained (second) and yards from scrimmage (second).
- His 1,172 rushing yards are the most by a rookie running back in franchise history.
- Harris registered the 25th 1,000-yard rushing season in franchise history.
- Harris is the first rookie since Le'Veon Bell in 2017 and second rookie in franchise history to rush for 1,000 yards in a season.
- Harris is the eighth running back in franchise history to rush for 1,000 yards in a season.
- Harris is the 66th rookie in NFL history to rush for 1,000 yards in a season.

MOST RUSHING YARDS BY ROOKIE RUNNING BACK IN FRANCHISE HISTORY

RANK	PLAYER	YDS
1.	Najee Harris, 2021	1,172
2.	Franco Harris, 1972	1,055
3.	Le'Veon Bell, 2013	860
4.	Bam Morris, 1994	836
5.	Tim Worley, 1989	770

- His 1,612 yards from scrimmage are the most by a rookie running in franchise history.

MOST YARDS FROM SCRIMMAGE BY ROOKIE RUNNING BACK IN FRANCHISE HISTORY

RANK	PLAYER	YDS
1.	Najee Harris, 2021	1,612
2.	Le'Veon Bell, 2013	1,259
3.	Franco Harris, 1972	1,235
4.	Bam Morris, 1994	1,040
5.	Tim Worley, 1989	883

- His 70 receptions are the most by a rookie running back in franchise history.

MOST RECEPTIONS BY ROOKIE RUNNING BACK IN FRANCHISE HISTORY

RANK	PLAYER	REC.
1.	Najee Harris, 2021	70
2.	Le'Veon Bell, 2013	45
3.	Rich Erenberg, 1984	38
4.	Jaylen Samuels, 2018	26
5.	Bam Morris, 1994	22

- His 70 receptions are the most by a rookie in franchise history.

MOST RECEPTIONS BY ROOKIE IN FRANCHISE HISTORY

RANK	PLAYER	REC.
1.	Najee Harris, 2021	70
2.	Chase Claypool, 2020	62
3.	Troy Edwards, 1999	61
4.	Diontae Johnson, 2019	59
5.	JuJu Smith-Schuster, 2017	58

- His 70 receptions are the seventh-most by a rookie running back in NFL history.

MOST RECEPTIONS BY ROOKIE RUNNING BACK IN NFL HISTORY

RANK	PLAYER	REC.
1.	Saquon Barkley, N.Y. Giants (2018)	91
2.	Reggie Bush, New Orleans Saints (2006)	88
3.	Earl Cooper, San Francisco 49ers (1980)	83
4.	Alvin Kamara, New Orleans Saints (2017)	81
5.	Christian McCaffrey, Carolina Panthers (2017)	80
6.	Terry Kirby, Miami Dolphins (1993)	75
7.	Najee Harris, Pittsburgh Steelers (2021)	70
8.	Mike Alstott, Tampa Bay Buccaneers	65
9.	Nyheim Hines, Indianapolis Colts (2018)	63
	Matt Forte, Chicago Bears (2008)	63

- His 440 receiving yards are the most by a rookie running back in franchise history.

MOST RECEIVING YARDS BY ROOKIE RUNNING IN FRANCHISE HISTORY

RANK	PLAYER	REC. YDS
1.	Najee Harris, 2021	440
2.	Le'Veon Bell, 2013	399
3.	Rich Erenberg, 1984	358
4.	Bam Morris, 1994	204
5.	Jaylen Samuels, 2018	199

- His three receiving TDs are tied for the most by a rookie running back in franchise history.

MOST RECEIVING TDS BY ROOKIE RUNNING IN FRANCHISE HISTORY

RANK	PLAYER	REC. TDS
1.	Najee Harris, 2021	3
2.	Jaylen Samuels, 2018	3
3.	Eight players tied with	1

- Harris rushed for a career-high 188 yards on 28 carries, including a 37-yard TD run with 0:51 remaining in the fourth quarter that extended the Steelers lead, 26-14, in Week 17 vs. Cleveland.
- His 188 yards rushing are the most for a rookie this season in the NFL and most by a Steelers rookie in franchise history.
- His 188 yards rushing are the eighth-most in franchise history and most by a Steelers running back since Le'Veon Bell rushed for a franchise-record 236 yards on Dec. 11, 2016, at Buffalo.

MOST RUSH YARDS IN SINGLE-GAME FRANCHISE HISTORY

RANK	PLAYER (DATE, OPP.)	YARDS
1.	Le'Veon Bell (12/11/16 at Buffalo)	236
2.	Willie Parker (12/7/06 vs. Cleveland)	223
3.	John Fuqua (12/20/70 at Philadelphia)	218
4.	Willie Parker (11/12/06 vs. New Orleans)	213
5.	Le'Veon Bell (11/17/14 at Tennessee)	204
6.	John Henry Johnson (10/10/64 at Cleveland)	200
7.	Barry Foster (9/13/92 vs. N.Y. Jets)	190
8.	Najee Harris (1/3/22 vs. Cleveland)	188
9.	Le'Veon Bell (12/7/14 at Cincinnati)	185
10.	John Henry Johnson (12/11/60 vs. Philadelphia)	182

- Harris has registered three 100-yard rushing games and 100-yard receiving game in 2021.
- Harris is the first NFL rookie running back to register three or more 100-yard rushing games, and a 100-yard receiving game, in the same season since Washington's Roy Helu Jr. in 2011.
- Harris is the first rookie running back in franchise history and eighth in NFL history to register three or more 100-yard rushing games, and a 100-yard receiving game, in the same season since 1949.
- Harris joined Helu Jr., Tampa Bay's Warrick Dunn (1997), Indianapolis' Marshall Faulk (1994), Dallas' Emmitt Smith (1990), Kansas City's Joe Delaney (1981), San Diego Chargers' Don Woods (1974) and Chicago's Gale Sayers (1965).

THREE OR MORE 100-YARD RUSHING GAMES AND 100-YARD RECEIVING GAME IN ROOKIE SEASON BY RUNNING BACK SINCE 1949

PLAYER	100-YD RUSH	100-YD REC.	YEAR
Najee Harris, PIT	3	1	2021
Roy Helu Jr., WFT	3	1	2011
Warrick Dunn, TB	5	1	1997
Marshall Faulk, IND	4	1	1994
Emmitt Smith, DAL	3	1	1990
Joe Delaney, KC	5	1	1981
Don Woods, SD	7	1	1974
Gale Sayers, CHI	3	1	1965

- Harris rushed for 105 yards on 26 carries and added four catches for 28 yards vs. Detroit in Week 10.
- Harris rushed 23 times for 122 yards (5.3 yards/rush) and one TD vs. Denver in Week 5. His 122 yards rushing were the most by a Steeler since James Conner vs. Miami in Week 8 of 2019 (145).
- Harris is the second rookie in franchise history to register three or more 100-yard rushing games in a season and first since Franco Harris had a franchise-record seven in 1972.

MOST 100-YD RUSHING GAMES BY ROOKIE RUNNING BACK IN FRANCHISE HISTORY

RANK	PLAYER. YEAR	GAMES
1.	Franco Harris, 1972	7
2.	Najee Harris, 2021	3
3.	Bam Morris, 1994	2
	Tim Worley, 1989	2
5.	Five players tied with	1

- Harris' seven rushing TDs are tied for the third-most by a rookie running back in franchise history.

MOST RUSH TDS BY ROOKIE RUNNING BACK IN FRANCHISE HISTORY

RANK	PLAYER. YEAR	TDS
1.	Franco Harris, 1972	10
2.	Le'Veon Bell, 2013	8
3.	Najee Harris, 2021	7
	Bam Morris, 1994	7
5.	Tim Worley, 1989	5

- His 10 scrimmage TDs are the second-most by a rookie running back in franchise history.

MOST SCRIMMAGE TDS BY ROOKIE RUNNING BACK IN FRANCHISE HISTORY

RANK	PLAYER. YEAR	TDS
1.	Franco Harris, 1972	11
2.	Najee Harris, 2021	10
3.	Le'Veon Bell, 2013	8
4.	Bam Morris, 1994	7
5.	Tim Worley, 1989	5

- Harris' 10 scrimmage TDs are tied for the third-most by a rookie in franchise history.

MOST SCRIMMAGE TDS BY ROOKIE IN FRANCHISE HISTORY

RANK	PLAYER. YEAR	TDS
1.	Chase Claypool, 2020	11
	Franco Harris, 1972	11
3.	Najee Harris, 2021	10
	Louis Lipps, 1984	10
5.	Le'Veon Bell, 2013	8
	Martavis Bryant, 2014	8

- Harris registered the first 100-yard rushing game for a Steeler since James Conner had 101 yards vs. Cleveland in Week 6 of 2020.
- Harris caught 14 passes for 102 yards and rushed for 40 yards on 14 carries vs. Cincinnati in Week 3.
- His 14 receptions are the most in franchise history by a running back and tied for the third-most in Steelers history by any player.

MOST RECEPTIONS BY RUNNING BACK IN SINGLE-GAME FRANCHISE HISTORY

RANK	PLAYER	REC.
1.	Najee Harris vs. Cincinnati, 9/26/2021	14
2.	Jaylen Samuels vs. Indianapolis, 11/3/2019	13
3.	Le'Veon Bell vs. Green Bay, 11/26/2017	12
4.	Franco Harris vs. Cincinnati, 9/19/1982	11
5.	Le'Veon Bell vs. New England, 10/23/2016	10
	Le'Veon Bell vs. Jacksonville, 10/8/2017	10

MOST RECEPTIONS IN SINGLE-GAME FRANCHISE HISTORY

RANK	PLAYER	REC.
1.	Antonio Brown vs. Oakland, 11/8/2015	17
2.	Antonio Brown vs. Denver, 12/20/2015	16
3.	Najee Harris vs. Cincinnati, 9/26/2021	14
	Antonio Brown vs. Dallas, 11/13/2016	14
	Antonio Brown at New Orleans, 12/23/2018	14
	Courtney Hawkins vs. Tennessee, 11/1/1998	14

- His 14 receptions are tied for the seventh-most in League history by a running back.

MOST RECEPTIONS IN SINGLE-GAME NFL HISTORY

RANK	PLAYER	REC.
1.	Clark Gaines vs. San Francisco, 9/21/1980	17
2.	William Andrews vs. Pittsburgh, 11/15/1981	15
	Austin Ekeler vs. Denver, 10/6/2019	15
	Alvin Kamara at Atlanta, 9/23/2018	15
	Christian McCaffrey at Indianapolis, 12/22/2019	15
	Ricky Young vs. New England, 12/16/1979	15
t-7.	Najee Harris vs. Cincinnati, 9/26/2021	14

- Harris' 14 catches are tied with Saquon Barkley (September 16, 2018) and Roy Helu (November 6, 2011) for the most receptions by a rookie running back in single-game NFL history.

MOST RECEPTIONS BY ROOKIE RUNNING BACK IN SINGLE-GAME NFL HISTORY

RANK	PLAYER	REC.
1.	Najee Harris vs. Cincinnati, 9/26/2021	14
	Saquon Barkley at Dallas, 9/16/2018	14
	Roy Helu vs. San Francisco, 9/26/2011	14
4.	LaDainian Tomlinson vs. Arizona, 11/25/2001	13
5.	Four players tied with	12

- Harris registered the sixth 100-yard receiving game by a running back in franchise history. It marked the first 100-yard receiving game by a running back since Le'Veon Bell vs. Cincinnati on Dec. 4, 2017.
- Harris is the fourth running back in franchise history to post a 100-yard receiving game.

MOST RECEIVING YARDS BY RUNNING BACK IN SINGLE-GAME FRANCHISE HISTORY

RANK	PLAYER	YDS
1.	Le'Veon Bell vs. New Orleans, 11/30/2014	159
2.	French Fuqua vs. Cleveland, 11/29/1970	116
3.	Le'Veon Bell at Cincinnati, 12/4/2017	106
4.	Isaac Redman at Tennessee, 10/11/2012	105
5.	Najee Harris vs. Cincinnati, 9/26/2021	102

FEIERMUTH, FLYING HIGH

- TE **Pat Feiermuth** leads NFL rookie tight ends in TD receptions (seven), and ranks second in targets (70), receptions (54), receiving yards (444), yards after the catch (221) and first downs gained (30).
- His seven TD receptions nearly exceed the rest of the entire rookie TE class (eight).
- His seven TD receptions are tied for the most by a rookie tight end in franchise history.

MOST TD RECEPTIONS BY ROOKIE TE IN FRANCHISE HISTORY

RANK	PLAYER	TDS
1.	Pat Feiermuth, 2021	7
	Eric Green, 1990	7
3.	Heath Miller, 2005	6
4.	Dennis Hughes, 1970	3
	Matt Spaeth, 2007	3
	Mark Bruener, 1995	3

- His seven TD receptions are tied for the fourth-most by a rookie tight end in NFL history.

MOST TD RECEPTIONS BY ROOKIE TE IN NFL HISTORY

RANK	PLAYER	TDS
1.	Rob Gronkowski, New England (2010)	10
2.	Junior Miller, Atlanta (1980)	9
3.	Hunter Henry, San Diego (2016)	8
4.	Pat Feiermuth, Pittsburgh (2021)	7
	Heath Miller, Pittsburgh (2005)	7
	Joseph Fauria, Detroit (2013)	7
	Raymond Chester, Oakland (1970)	7

- His 54 receptions are the most by a rookie tight end in franchise history.

MOST RECEPTIONS BY ROOKIE TE IN FRANCHISE HISTORY

RANK	PLAYER	REC.
1.	Pat Feiermuth, 2021	55
2.	Heath Miller, 2005	39
3.	Eric Green, 1990	34
4.	Marc Bruener, 1995	26
5.	Dennis Hughes, 1970	24

- Feiermuth is the sixth rookie in franchise history with 50 or more receptions in a season.
- Feiermuth is the 10th rookie tight end in NFL history with 50 or more receptions in a season.
- His 54 receptions are tied for the seventh-most by a rookie tight end in NFL history.

MOST RECEPTIONS BY ROOKIE TE IN NFL HISTORY

RANK	PLAYER	REC.
1.	Keith Jackson, Philadelphia (1988)	81
2.	Jeremy Shockey, N.Y. Giants (2002)	74
3.	Kyle Pitts, Atlanta (2021)	66
4.	Evan Engram, N.Y. Giants (2017)	64
5.	Charlie Young, Philadelphia (1973)	55
	John Carlson, Seattle (2008)	55
7.	Pat Feiermuth, Pittsburgh (2021)	54
	Timothy Wright, Tampa Bay (2013)	54
	Cameron Cleeland, New Orleans (1998)	54
10.	Jermain Gresham, Cincinnati (2010)	52

- His 444 receiving yards are the second-most by a rookie tight end in franchise history.

MOST RECEIVING YARDS BY ROOKIE TE IN FRANCHISE HISTORY

RANK	PLAYER. YEAR	YDS.
1.	Heith Miller, 2005	459
2.	Pat Feiermuth, 2021	444
3.	Eric Green, 1990	387
4.	Dennis Hughes, 1970	332
5.	John McMakin, 1972	277

- Freiermuth caught a 15-yard TD pass from QB **Ben Roethlisberger** with 4:14 remaining in the fourth quarter that cut the Steelers' deficit to 36-26 in Week 14 at Minnesota.
- Freiermuth has recorded a TD reception in five of the last eight games. He has a TD reception in four consecutive road games.
- Freiermuth caught five passes for 43 yards, including a pair of TD receptions, in the Week 9 victory over Chicago.
- Freiermuth is the eighth tight end in the League with two TD catches in a game since 2011.
- Freiermuth is the first Steelers rookie tight end with two TD catches in a game since Heath Miller vs. Baltimore in Week 8 of 2005.
- Freiermuth is the fifth Steelers rookie TE with two or more TD catches in a game.

MOST TD RECEPTIONS BY ROOKIE TE IN SINGLE-GAME FRANCHISE HISTORY

RANK	PLAYER	TDS
1.	Eric Green at Denver, 10/14/1990	3
2.	Pat Freiermuth vs. Chicago, 11/8/2021	2
	Dennis Hughes vs. Cincinnati, 11/2/1970	2
	Eric Green vs. San Diego Chargers, 10/7/1990	2
	Heath Miller vs. Baltimore, 10/31/2005	2

JOHNSON LEADS WIDE RECEIVER CORP

- WR **Diontae Johnson** leads the Steelers in targets (159), receptions (100), receiving yards (1,110), yards after the catch (502), TD receptions (eight) and first downs by reception (56).
- Johnson ranks among the top-10 wideouts in the NFL in targets (fourth), receptions (t-fifth), receiving yards (ninth) and yards after the catch (eighth).

CATEGORY	STAT	NFL RANK (LEADER)
Targets	159	4th (Cooper Kupp, 184)
Receptions	100	t-5th (Cooper Kupp, 138)
Yards after the catch	502	8th (Cooper Kupp, 806)
Receiving Yards	1,110	9th (Cooper Kupp, 1,829)

- Johnson registered the ninth 100-reception season in franchise history.
- Johnson is the fourth wide receiver in franchise history with 100 receptions in a season.
- Johnson's 100 receptions are the ninth-most in single-season franchise history.

MOST RECEPTIONS IN SINGLE-SEASON IN FRANCHISE HISTORY

RANK	PLAYER, YEAR	REC.
1.	Antonio Brown, 2015	136
2.	Antonio Brown, 2014	129
3.	Hines Ward, 2002	112
4.	JuJu Smith-Schuster, 2018	111
5.	Antonio Brown, 2013	110
6.	Antonio Brown, 2016	106
7.	Antonio Brown, 2018	104
8.	Antonio Brown, 2017	101
9.	Diontae Johnson, 2021	100
10.	JuJu Smith-Schuster, 2020	97

- Johnson registered his first career 1,000-yard receiving season in 2021. He recorded the 31st 1,000-yard receiving season in franchise history. Johnson is the 13th player in franchise history to register a 1,000-yard receiving season.

- Johnson caught eight passes for 105 yards and two TDs in the Week 13 victory over Baltimore. He hauled in a 29-yard TD pass with 14:08 remaining in the fourth quarter that cut the Steelers' deficit to 10-9. Johnson then added a five-yard TD pass with 1:48 remaining in the fourth quarter that gave the Steelers a 20-13 lead.
- Johnson was the fourth Steelers' wideout with multiple TD grabs in the fourth quarter of a game in franchise history and first since Antonio Brown in Week 13 of 2014 vs. New Orleans.

MOST FOURTH-QUARTER TD RECEPTIONS IN SINGLE-GAME FRANCHISE HISTORY

RANK	PLAYER	TDS
1.	Diontae Johnson vs. Baltimore, 12/5/2021	2
	Vance McDonald vs. Seattle, 9/15/2019	2
	Antonio Brown vs. New Orleans, 11/30/2014	2
	Mike Wallace vs. New England, 11/14/2010	2

- Johnson has registered 75+ yards receiving in eight games in 2021, which is tied for the fifth-most in the NFL.

MOST 75+ YARD RECEIVING GAMES IN 2021

RANK	PLAYER	GAMES
1.	Cooper Kupp, L.A. Rams	15
2.	Davante Adams, Green Bay Packers	11
3.	Justin Jefferson, Minnesota Vikings	10
4.	Keenan Allen, L.A. Chargers	9
5.	Diontae Johnson, Pittsburgh Steelers	8
	Tyreek Hill, Kansas City Chiefs	8
	Ja'Marr Chase, Cincinnati Bengals	8

- Johnson has recorded five or more catches in 11 straight games, which is the second-longest active streak in the NFL.

LONGEST ACTIVE NFL STREAK WITH 5+ RECEPTIONS

RANK	PLAYER	GAMES
1.	Cooper Kupp, L.A. Rams	20
2.	Diontae Johnson, Pittsburgh Steelers	11
3.	Davante Adams, Green Bay Packers	9
4.	Marquise Brown, Baltimore Ravens	5
5.	Three players tied with	4

- Johnson has recorded five or more catches in 11 straight games, which is the third-longest streak in franchise history.

LONGEST STREAK WITH 5+ RECEPTIONS IN FRANCHISE HISTORY

RANK	PLAYER	GAMES
1.	Antonio Brown, 2013-15	36
2.	Antonio Brown, 2018	13
3.	Diontae Johnson, 2021	11
	Antonio Brown, 2015-16	11
5.	Hines Ward, 2002	8

STEELERS GROUND THE PASSING GAME

- Cleveland QB Baker Mayfield completed just 42.1% of his passes (16-of-38) in Week 17. The Steelers have limited 17 opponents below a 60.0 completion percentage since 2020, which is tied for the most in the NFL over the span.

MOST GAMES WITH 60.0 OR LESS OPPONENT COMPLETION PERCENTAGE SINCE 2020

RANK	TEAM	GAMES
1.	Pittsburgh Steelers	17
	Buffalo Bills	17
3.	New Orleans Saints	16
4.	Kansas City Chiefs	12
5.	Arizona Cardinals	11
	Indianapolis Colts	11
	New England Patriots	11
	Green Bay Packers	11
	Miami Dolphins	11

- Pittsburgh has limited 25 opponents below a 60.0 completion percentage since 2019, which leads the NFL over the span.

MOST GAMES WITH 60.0 OR LESS OPPONENT COMPLETION PERCENTAGE SINCE 2019

RANK	TEAM	GAMES
1.	Pittsburgh Steelers	25
2.	New Orleans Saints	23
3.	Buffalo Bills	22
4.	New England Patriots	21
5.	Green Bay Packers	20

- Cleveland QB Baker Mayfield threw for just 185 yards in Week 17. Pittsburgh has now limited 24 opponents to 200 passing yards or less since 2019, which is the fourth-most in the NFL over the span.

MOST GAMES OF 200 PASSING YARDS ALLOWED OR LESS SINCE 2019

RANK	TEAM	GAMES
1.	New England Patriots	27
	San Francisco 49ers	27
3.	Buffalo Bills	26
4.	Pittsburgh Steelers	24
5.	L.A. Chargers	23
	Carolina Panthers	23

- Pittsburgh has allowed 300 or more passing yards in a game just twice since the start of the 2020 season, which is tied for the second-fewest in the NFL over the span. The quarterbacks to throw for 300 yards against the Steelers over their last 29 games, include Justin Herbert (Week 11, at Los Angeles, 2021) and Derek Carr (Week 2, vs. Las Vegas, 2021).

FEWEST 300-YARD+ PASSING YARDS ALLOWED SINCE 2020

RANK	TEAM	GAMES
1.	Green Bay Packers	1
2.	Pittsburgh Steelers	2
3.	Three teams tied with	3

- Pittsburgh has allowed just four 300-yard passers since the start of the 2019 season, which is tied for the fewest in the NFL over the span. The quarterbacks to throw for 300 yards against the Steelers over their last 46 games, include Justin Herbert (2021, Week 11 at L.A. Chargers), Derek Carr (2021, Week 2 vs. Las Vegas), Tom Brady (2019, Week 1 at New England) and Philip Rivers (2019, Week 6 at L.A. Chargers).

FEWEST 300-YARD+ PASSING YARDS ALLOWED SINCE 2020

RANK	TEAM	GAMES
1.	Pittsburgh Steelers	4
	Green Bay Packers	4
3.	New England Patriots	5
	L.A. Rams	5
	New Orleans Saints	5
	Chicago Bears	5

- Pittsburgh limited the Lions to 77 net yards passing in Week 10, which is the fewest net passing yards by a Steelers' opponent in 2021 and fewest since Week 17 of 2018 when Cincinnati managed just 71 net yards passing.

300: RISE OF AN EMPIRE

- Cleveland managed just 232 yards of total offense in Week 17. The Steelers have now held 22 opponents to 306 total yards or less since the start of the 2019 season, which is the third-most in the NFL over the span.

MOST GAMES OF 306 YARDS ALLOWED OR LESS SINCE 2019

RANK	TEAM	GAMES
1.	San Francisco 49ers	26
	Buffalo Bills	26
3.	Pittsburgh Steelers	22
4.	Chicago Bears	20
	New England Patriots	20

STEELERS TAKEAWAYS

- Pittsburgh has registered 84 takeaways since the start of the 2019 season, which is the second-most in the NFL over the span.

NFL MOST TAKEAWAYS SINCE 2019

RANK	TEAM	TAKEAWAYS
1.	New England Patriots	88
2.	Pittsburgh Steelers	84
3.	Indianapolis Colts	81
4.	Tampa Bay Buccaneers	80
5.	Buffalo Bills	79

- The Steelers have forced a turnover in 39 games since the start of the 2019 season, which is tied for the fifth-most in the NFL over the span.

NFL MOST GAMES WITH AT LEAST ONE TAKEAWAY SINCE 2019

RANK	TEAM	GAMES
1.	Tampa Bay Buccaneers	42
2.	Minnesota Vikings	40
	Indianapolis Colts	40
	New England Patriots	40
5.	Pittsburgh Steelers	39
	Miami Dolphins	39
	Seattle Seahawks	39

- The Steelers have forced multiple turnovers in 28 games since the start of the 2019 season, which leads the NFL over the span.

NFL MOST GAMES WITH MULTIPLE TAKEAWAYS SINCE 2019

RANK	TEAM	GAMES
1.	Pittsburgh Steelers	28
2.	Indianapolis Colts	27
3.	Tampa Bay Buccaneers	23
	Dallas Cowboys	23
	New England Patriots	23

- Pittsburgh has forced three or more turnovers in 10 different games since the start of the 2019 season, which is tied for the fourth-most in the NFL over the span.

MOST GAMES WITH THREE TAKEAWAYS SINCE 2019

RANK	TEAM	GAMES
1.	New England Patriots	14
2.	New Orleans Saints	12
3.	Dallas Cowboys	11
4.	Pittsburgh Steelers	10
	Indianapolis Colts	10
	Arizona Cardinals	10
	Green Bay Packers	10
	Tennessee Titans	10
	Seattle Seahawks	10

- Pittsburgh has forced four or more turnovers in six different games since the start of the 2019 season, which is the fourth-most in the NFL over the span.

MOST GAMES WITH FOUR TAKEAWAYS SINCE 2019

RANK	TEAM	GAMES
1.	New England Patriots	8
2.	Buffalo Bills	7
	Dallas Cowboys	7
4.	Pittsburgh Steelers	6
5.	San Francisco 49ers	5
	Tampa Bay Buccaneers	5

- Pittsburgh has recorded 49 interceptions since the start of the 2019 season, which is tied for the second-most in the NFL over the span.

NFL MOST INTERCEPTIONS SINCE 2019

RANK	TEAM	INT
1.	New England Patriots	66
2.	Pittsburgh Steelers	49
	Indianapolis Colts	49
4.	Buffalo Bills	48
	New Orleans Saints	48

- Pittsburgh has recovered 32 opponent fumbles since the start of the 2019 season, which the second-most in the NFL over the span.

NFL MOST FUMBLE RECOVERIES SINCE 2019

RANK	TEAM	FR
1.	Tampa Bay Buccaneers	36
2.	Pittsburgh Steelers	32
3.	Indianapolis Colts	30
	Baltimore Ravens	30
5.	Dallas Cowboys	29
	Arizona Cardinals	29

- Pittsburgh has registered 46 forced fumbles since the start of the 2019 season, which is the fourth-most in the NFL over the span.

NFL MOST FORCED FUMBLES SINCE 2019

RANK	TEAM	FF
1.	San Francisco 49ers	54
2.	Arizona Cardinals	50
3.	Tampa Bay Buccaneers	49
4.	Pittsburgh Steelers	46
5.	Baltimore Ravens	45

STACKING UP SACKS

- Pittsburgh's NFL record streak of 75 consecutive regular-season games with a sack came to an end in Week 3 vs. Cincinnati.
- The Steelers' streak started on Nov. 6, 2016 at Baltimore.
- Pittsburgh's previous game that did not include a defensive sack came on Oct. 23, 2016 vs. New England.

STEELERS LONGEST STREAK OF CONSECUTIVE GAMES WITH AT LEAST 1 SACK

RANK	DATES	STRK
1.	Nov. 6, 2016 - Sept. 19, 2021	75
2.	Nov. 3, 2008 - Nov. 8, 2010	33
3.	Jan. 2, 2005 - Nov. 19, 2006	27
4.	Dec. 21, 1997 - Nov. 14, 1999	26
	Sept. 13, 1992 - Nov. 28, 1993	26

- The previous NFL record for consecutive games with at least 1.0 sack was 69 games by Tampa Bay (Oct. 10, 1999 to Nov. 9, 2003). Head coach **Mike Tomlin** was on the Buccaneers staff during the final three seasons of the streak.

LONGEST STREAK OF CONSECUTIVE GAMES WITH AT LEAST 1 SACK IN NFL HISTORY

RANK	TEAM (YEARS)	GAMES
1.	Pittsburgh Steelers (2016-2021)	75
2.	Tampa Bay Buccaneers (1999-2003)	69
3.	New Orleans Saints (1994-98)	60
	Washington Football Team (1984-87)	60
5.	Arizona Cardinals (2015-19)	59

- The Steelers have registered a sack in 88 of their last 90 games, dating back to Nov. 6, 2016 at Baltimore.
- Pittsburgh has recorded a sack in 219 of **Mike Tomlin's** 240 career games as head coach.
- Pittsburgh has registered at least 3.0 sacks in 20 games since the start of the 2020 season, which is tied for the most in the NFL over the span.

MOST GAMES WITH 3.0 SACKS SINCE 2020

RANK	TEAM	GAMES
1.	Pittsburgh Steelers	20
	L.A. Rams	20
3.	Arizona Cardinals	18
	Tampa Bay Buccaneers	18
5.	New Orleans Saints	17

- The Steelers have registered at least 3.0 sacks in 30 games since the start of the 2019 season, which is tied for the most in the NFL over the span.

MOST GAMES WITH 3.0 SACKS SINCE 2019

RANK	TEAM	GAMES
1.	Pittsburgh Steelers	30
	L.A. Rams	30
3.	Tampa Bay Buccaneers	26
4.	New Orleans Saints	25
	Arizona Cardinals	24
	Washington Football Team	24

- Pittsburgh has recorded at least 4.0 sacks in 14 games since the start of the 2020 season, which is the most in the NFL over the span.

MOST GAMES WITH 4.0 SACKS SINCE 2020

RANK	TEAM	GAMES
1.	Pittsburgh Steelers	14
2.	L.A. Rams	12
3.	Washington Football Team	10
	Tampa Bay Buccaneers	10
	Chicago Bears	10

- Pittsburgh has recorded at least 4.0 sacks in 23 games since the start of the 2019, which is the most in the NFL over the span.

MOST GAMES WITH 4.0 SACKS SINCE 2019

RANK	TEAM	GAMES
1.	Pittsburgh Steelers	23
2.	L.A. Rams	17
3.	Washington Football Team	15
	Tampa Bay Buccaneers	15
5.	Chicago Bears	14

- Pittsburgh has registered at least 5.0 sacks in seven games since the start of the 2020 season, which is tied for the most in the NFL over the span.

MOST GAMES WITH 5.0 SACKS SINCE 2020

RANK	TEAM	GAMES
1.	Pittsburgh Steelers	7
	Tampa Bay Buccaneers	7
	L.A. Rams	7
4.	Miami Dolphins	6
5.	Arizona Cardinals	5
	Baltimore Ravens	5

- The Steelers have also registered 5.0 or more sacks in 12 games since the start of the 2019 season, which is tied for the most in the NFL over the span.

MOST GAMES WITH 5.0 SACKS SINCE 2019

RANK	TEAM	GAMES
1.	Pittsburgh Steelers	12
	Tampa Bay Buccaneers	12
	L.A. Rams	12
4.	New Orleans Saints	8
5.	Five teams tied with	7

BLITZBURGH

- Pittsburgh leads the NFL with 52.0 sacks entering Week 18. The Steelers led the League in sacks in each of the previous four seasons (2017-20). The Steelers are the first team in NFL history to lead the NFL in sacks in four straight seasons, let alone five.
- The Steelers either lead the NFL or tied for the League lead in sacks dating back to the start of every season since 1988.

MOST SACKS DATING BACK TO START OF EVERY SEASON SINCE 1988

YEAR	SACKS	NFL RANK	SECOND IN NFL
2021	52	1st	L.A. Rams, 47
2020-	108	1st	L.A. Rams, 100
2019-	162	1st	L.A. Rams, 150
2018-	214	1st	L.A. Rams, 191
2017-	270	1st	L.A. Rams, 239
2016-	308	1st	L.A. Rams, 270
2015-	356	1st	L.A. Rams, 311
2014-	389	1st	L.A. Rams, 351
2013-	423	1st	L.A. Rams, 404
2012-	460	1st	L.A. Rams, 456
2011-	495	t-1st	L.A. Rams, 495
2010-	543	1st	L.A. Rams, 538
2009-	590	1st	L.A. Rams, 563
2008-	641	1st	L.A. Rams, 593
2007-	677	1st	L.A. Rams, 624
2006-	716	1st	L.A. Rams, 658
2005-	763	1st	L.A. Rams, 699
2004-	804	1st	L.A. Rams, 733
2003-	839	1st	L.A. Rams, 775
2002-	889	1st	Philadelphia, 817
2001-	944	1st	Philadelphia, 862
2000-	983	1st	Philadelphia, 912
1999-	1,022	1st	L.A. Rams, 965
1998-	1,063	1st	L.A. Rams, 1,015
1997-	1,111	1st	L.A. Rams, 1,053
1996-	1,162	1st	L.A. Rams, 1,085
1995-	1,204	1st	Philadelphia, 1,122
1994-	1,259	1st	Philadelphia, 1,164
1993-	1,301	1st	Philadelphia, 1,200
1992-	1,337	1st	Philadelphia, 1,255
1991-	1,375	1st	Philadelphia, 1,310
1990-	1,409	1st	Philadelphia, 1,355
1989-	1,440	1st	Philadelphia, 1,417
1988-	1,459	t-1st	Philadelphia, 1,459

- Pittsburgh registered 9.0 sacks in Week 17 vs. Cleveland, which is the most since Oct. 21, 2001 at Tampa Bay when the Steelers had a franchise-tying record 10 and tied for the fifth-most in franchise history.

MOST STEELERS SACKS IN SINGLE-GAME SINCE 1982

RANK	OPP., DATE	SACKS
1.	at Cincinnati, 11/29/1992	10.0
	at Tampa Bay, 10/21/2001	10.0
	at Arizona, 11/30/1997	10.0
	vs. Cincinnati, 10/13/1996	10.0
5.	vs. Cleveland, 1/3/2022	9.0
	at Cincinnati, 10/13/1996	9.0

- Pittsburgh has recorded 50+ sacks in each of the last five seasons (2017-21).
- The Steelers are the first team in the NFL to record 50 or more sacks in five consecutive seasons since the Washington, Chicago and Dallas (1983-87).
- Pittsburgh is the fourth team to accomplish the feat since sacks became an official statistic in 1982.
- The five-year streak with 50 or more sacks is tied for the longest in NFL history.

NFL MOST CONSECUTIVE 50-SACK SEASONS SINCE 1982

RANK	TEAM	SEASONS
1.	Pittsburgh Steelers (2017-21)	5
	Washington (1983-87)	5
	Chicago Bears (1983-87)	5
	Dallas Cowboys (1983-87)	5
5.	N.Y. Giants (1985-88)	4
	Philadelphia Eagles (1984-87)	4
	San Francisco 49ers (1983-86)	4
	L.A. Raiders (1983-86)	4

- The Steelers have eclipsed the 50-sack plateau 11 times since sacks became an official statistic in 1982. No NFL team has registered more 50-sack seasons over that span.

NFL MOST 50-SACK SEASONS SINCE 1982

RANK	TEAM	SEASONS
1.	Pittsburgh Steelers	11
2.	Philadelphia Eagles	10
3.	New Orleans Saints	9
	St. Louis/L.A. Rams	9
5.	N.Y. Giants	7

STEELERS DOMINATE THE LINE OF SCRIMMAGE

- Pittsburgh led the NFL with 103 tackles for loss in 2020, which was the most ever by the franchise and tied for the third-most in the League since 2008.
- The Steelers lead the NFL in tackles for loss dating back to the start of every season since 2017.

MOST TFL DATING BACK TO THE START OF EVERY SEASON SINCE 2017

YEAR	TFL	NFL RANK	SECOND IN NFL
2020-	192	1st	Arizona, 169
2019-	284	1st	Arizona, 259
2018-	364	1st	Arizona, 358
2017-	464	1st	Arizona, 449

- Pittsburgh recorded 10 tackles for loss vs. Cleveland in Week 17, which is tied for the 10th-most in franchise history.
- The Steelers have recorded at least 10 tackles for loss in four different games since the start of the 2020 season, which leads the NFL over the span (no other team in the League has more than two).

MOST GAMES WITH 10+ TFL SINCE 2020

RANK	TEAM	GAMES
1.	Pittsburgh Steelers	4
2.	Tampa Bay Buccaneers	2
3.	Nine teams tied with	1

- The Steelers have recorded at least 10 tackles for loss in six different games since the start of the 2019 season, which leads the NFL over the span (no other team in the League has more than three).

MOST GAMES WITH 10+ TFL SINCE 2019

RANK	TEAM	GAMES
1.	Pittsburgh Steelers	6
2.	N.Y. Jets	3
3.	Six teams tied with	2

- The Steelers have recorded at least nine tackles for loss in six different games since the start of the 2020 season, which leads the NFL over the span.

MOST GAMES WITH 9+ TFL SINCE 2020

RANK	TEAM	GAMES
1.	Pittsburgh Steelers	6
2.	San Francisco 49ers	5
3.	Tampa Bay Buccaneers	4
	New Orleans Saints	4
5.	Seven teams tied with	2

- The Steelers have recorded at least nine tackles for loss in 10 different games since the start of the 2019 season, which leads the NFL over the span.

MOST GAMES WITH 9+ TFL SINCE 2019

RANK	TEAM	GAMES
1.	Pittsburgh Steelers	10
2.	San Francisco 49ers	8
3.	Tampa Bay Buccaneers	7
4.	New Orleans Saints	6
5.	Philadelphia Eagles	5
	N.Y. Jets	5

- The Steelers have recorded at least six tackles for loss in 19 different games since the start of the 2020 season, which leads the NFL over the span.

MOST GAMES WITH 6+ TFL SINCE 2020

RANK	TEAM	GAMES
1.	Pittsburgh Steelers	19
2.	New Orleans Saints	16
3.	Tampa Bay Buccaneers	14
4.	Seattle Seahawks	13
	San Francisco 49ers	13

- Pittsburgh has recorded six or more tackles for loss in 27 different games since the start of the 2019 season, which leads the NFL over the span.

MOST GAMES WITH 6+ TFL SINCE 2019

RANK	TEAM	GAMES
1.	Pittsburgh Steelers	27
2.	Tampa Bay Buccaneers	23
3.	Arizona Cardinals	21
	New Orleans Saints	21
5.	Buffalo Bills	20
	San Francisco 49ers	20

TAKE DOWN FOR WATT

- LB **T.J. Watt** is the 12th player (13th season) to reach 20.0 sacks in a single season since 1982, when the individual sack became an official NFL statistic. His 21.5 sacks not only lead the NFL in 2021, but it's the most in the NFL since Justin Houston (Kansas City) had 22.0 in 2014. His 21.5 sacks are the fifth-most in single-season NFL history.

NFL SINGLE-SEASON SACK LEADERS

RANK	PLAYER. YEAR	SACKS
1.	Michael Strahan, 2001	22.5
2.	Jared Allen, 2011	22.0
	Mark Gastineau, 1984	22.0
	Justin Houston, 2014	22.0
5.	T.J. Watt, 2021	21.5
6.	Chris Doleman, 1989	21.0
	Reggie White, 1987	21.0
8.	Aaron Donald, 2018	20.5
	Lawrence Taylor, 1986	20.5
	J.J. Watt, 2012	20.5
	J.J. Watt, 2014	20.5

- Watt's 21.5 sacks lead the NFL in 2021, despite missing two full games and portions of four others.

NFL SACK LEADERS IN 2021

RANK	PLAYER	SACKS
1.	T.J. Watt	21.5
2.	Robert Quinn	18.0
3.	Myles Garrett	15.0
	Nick Bosa	15.0
5.	Trey Hendrickson	14.0

- Watt leads the NFL in 2021 with 1.54 sacks per game (min. 12 games).

SACKS/GAME LEADERS IN 2021 (MIN. 12 GAMES)

RANK	PLAYER	SACKS/GM
1.	T.J. Watt	1.54
2.	Robert Quinn	1.20
3.	Myles Garrett	0.94
	Nick Bosa	0.94
5.	Trey Hendrickson	0.88

- Watt's average of 1.54 sacks per game is the second-highest in a single season in NFL history (min. 12 games).

SACKS/GAME LEADERS IN SINGLE-SEASON NFL HISTORY (MIN. 12 GAMES)

RANK	PLAYER. YEAR	SACKS/GM
1.	Reggie White, 1987	1.75
2.	T.J. Watt, 2021	1.54
3.	Shawne Merriman, 2006	1.42
4.	Michael Strahan, 2001	1.41
5.	Justin Houston, 2014	1.38
	Mark Gastineau, 1984	1.38
	Jared Allen, 2011	1.38

- Watt has registered 21.5 sacks, 20 tackles for loss and 36 quarterback hits this season -- all of which lead the NFL.
- Six players have led the NFL in sacks, tackles for loss and quarterback hits in the same season since 2006 when quarterback hits became an officially recognized statistic.
- Four went on to capture NFL Defensive Player of the Year.

LED THE NFL IN SACKS, TACKLES FOR LOSS AND QUARTERBACK HITS

YEAR	PLAYER	SACKS	TFL	QB HITS
2021	T.J. Watt	21.5	20	36
2018	Aaron Donald	20.5	25	41
2017	Chandler Jones	17.0	28	33
2015	J.J. Watt	17.5	29	50
2014	J.J. Watt	20.5	29	51
2012	J.J. Watt	20.5	39	43
2008	DeMarcus Ware	20.0	27	30
NFL Defensive Player of the Year				

- Watt has recorded at least 1.5 sacks in 20 career games.
- Watt has registered at least 2.0 sacks in 16 career games.
- Watt has recorded at least 3.0 sacks in five career games.
- Watt registered five tackles, including a career-high 4.0 sacks, three tackles for loss, two passes defended and five QB hits in Week 17 vs. Cleveland.

MOST SACKS IN SINGLE-GAME FRANCHISE HISTORY

RANK	PLAYER	SACKS
1.	Joe Greene (12/10/72 at Houston)	5.0
2.	Chad Brown (10/13/96 vs. Cincinnati)	4.5
	L.C. Greenwood (11/25/79 vs. Cleveland)	4.5
4.	T.J. Watt (1/3/22 vs. Cleveland)	4.0
	Joey Porter (10/14/01 at Tampa Bay)	4.0
	Jerrold Williams (12/22/91 vs. Cleveland)	4.0
	Edmund Nelson (9/16/84 vs. L.A. Rams)	4.0
8.	T.J. Watt (12/5/21 vs. Baltimore)	3.5
	James Harrison (11/5/07 vs. Baltimore)	3.5
	Keith Willis (10/23/83 at Seattle)	3.5

- Watt reached the 70.0 sack plateau in his 76th career game, which is the third-fewest games to that total in NFL history.

WATT TO LOOK FOR

147	Watt has registered 147 QB hits since entering the NFL in 2017, which is the most in the League over the span. His 147 QB hits are the second-most over a player's first 76 career regular-season games in NFL history.
80	Watt has registered 80 tackles for loss since entering the NFL in 2017, which is the second-most in the League over the span. His 80 TFL are tied for the fifth-most over a player's first 76 career regular-season games in NFL history.
70	Watt, appearing in his 70th career game, registered one sack in Week 10 against Detroit. His 62 career sacks surpassed Pro Football Hall of Famer Derrick Thomas (61 sacks) and his brother J.J. Watt (61) for the second-most sacks by a player in his first 70 career games since 1982, when the individual sack became an official statistic. Only Pro Football Hall of Famer Reggie White (79 sacks) had more.
70	Watt reached the 70.0 sack plateau in his 76th career game, which is the third-fewest games to that total in NFL history. Reggie White reached the milestone in 57 games, while J.J. Watt did in 75 games.
71.0	Since entering the NFL in 2017, Watt has recorded 71.0 sacks, which leads the League over the span. His 71.0 sacks are the second-most over a player's first 76 career regular-season games in NFL history.
60.0	Watt eclipsed the 60.0 sack plateau in his 69th career game, which is the fourth-fewest games to that total since 1982.
50.0	Watt eclipsed the 50.0 sack plateau in his 63rd career game, which is tied with Bruce Smith for 11th-fastest to 50 or more sacks in the NFL since 1982.
51.0	Watt's 51.0 sacks lead the NFL since the start of the 2019 season.
50.0	Watt has recorded 50.0 sacks in 40 career games at Heinz Field. He has collected at least half a sack in 27 of the last 30 home games. No player (Derrick Thomas had 46.5) has registered more sacks over the first 40 career home games in NFL history.
43	Watt's 43 tackles for loss lead the NFL since 2020.
32	Watt has sacked 32 different quarterbacks in his career, including 19 more than once. He has sacked Baltimore QB Lamar Jackson 5.5 times in his career, second-most of any other quarterback.
36.5	Watt's 36.5 sacks lead the NFL since 2020.
24	Watt's 24 combined interceptions (three), forced fumbles (14) and fumble recoveries (seven) are the third-most in the NFL since the start of the 2019 season.
21	Watt has registered 21 forced fumbles since entering the NFL in 2017, which is the most in the League over the span. His 21 career forced fumbles are the most by a Steeler since at least 1994. Watt's 21 career forced fumbles are tied for the fourth-most over a player's first 76 career regular-season games (tied for third among linebackers).
20.0+	Watt is the 12th player (13th season) to reach 20.0 sacks in a single season since 1982, when the individual sack became an official NFL statistic. His 21.5 sacks not only lead the NFL in 2021, but it's the most in the NFL since Justin Houston (Kansas City) had 22.0 in 2014. His 21.5 sacks are the fifth-most in single-season NFL history.
20	Watt has registered 20 multi-sack games in his career, including 3.0 or more in five different games.
17.5	Watt leads the NFL with 21.5 sacks this season despite playing in just 14 games. He has already surpassed James Harrison's previous franchise single-season record (16.0). Harrison was named 2008 NFL Defensive Player of the Year.
15.0	Watt has now registered 15 or more sacks in back-to-back seasons. He's the 11th player since 1982, when the individual sack became an official statistic, to accomplish the feat and first since his brother, J.J. Watt, in 2014-15.

WATT TO LOOK FOR

14	Watt's 14 forced fumbles are the most in the NFL since the start of the 2019 season.
14	Watt is the first player in franchise history with 14.0 or more sacks in multiple seasons. He is the 14th player in NFL history with at least 14.5 sacks in back-to-back seasons, and just the sixth since 1993.
13.0	Watt, who has registered at least 13.0 sacks in four of his five seasons in the NFL, is already tied for the fourth-most 13.0 or more sack seasons in League history.
7	Watt's seven fumble recoveries are the second-most in the NFL since the start of the 2019 season.
6	Watt has registered 21.5 sacks, 20 tackles for loss and 36 quarterback hits this season -- all of which lead the NFL. Six players have led the NFL in sacks, tackles for loss and quarterback hits in the same season since 2006 when quarterback hits became an officially recognized statistic. Four went on to capture NFL Defensive Player of the Year.
4TH	Watt's 71.0 sacks are the fourth-most in franchise history, behind L.C. Greenwood (73.5), Jason Gildon (77.0) and James Harrison (80.5).
3RD	Watt (71.0) is the third player since 1982 to record at least 70 sacks over his first five seasons, joining Reggie White (81) and J.J. Watt (74.5).
4	Watt has joined Pro Football Hall of Famer Reggie White (four) as the only players to record at least 13 sacks in four of their first five seasons since 1982, when the individual sack became an official NFL statistic. He recorded 13 sacks in 2018, 14.5 sacks in 2019, 15.0 sacks in 2020 and 16.0 sacks in 2021.
3RD	Watt is the third player in NFL history with at least 14.5 sacks in three consecutive seasons, joining Jared Allen (2007-09) and Reggie White (1986-88).
2ND	Watt is the second player since 1982, when the individual sack became an official statistic, to record at least 13 in four consecutive seasons, joining Reggie White, who did it twice (1985-88 and 1990-93).
2ND	Watt was the second player in the NFL to register at least three tackles for loss, three passes defended, 2.0 sacks and one forced fumble in the same game since 2005 (Week 6 vs. Seattle).
1.54	Watt's average of 1.54 sacks per game (min. 12 games) is the second-highest in a single season in NFL history.
1.54	Watt leads the NFL in 2021 with 1.54 sacks per game (min. 12 games).
1ST	Watt has collected 71.0 sacks over his first five seasons in the NFL, which is the most by a Steeler player in their first five seasons in the League.
1	Since entering the NFL in 2017, Watt leads the League in sacks (71.0), QB hits (147) and forced fumbles (21). He has also registered 80 tackles for loss, which is the second-most over the span.
1	Watt registered seven tackles, three tackles for loss, three passes defended, 2.0 sacks, two QB hits and one forced fumble vs. Seattle in Week 6. He was the first NFL player to have 2.0 or more sacks and a forced fumble in OT since sacks were first tracked for defenders beginning in 1982.
1	Watt is the only active player in the NFL with at least 13.0 sacks in each of the last four seasons.
0.93	Watt is off to a record-setting pace for sacks to open his NFL career. He has averaged 0.93 sacks/game since entering the League back in 2017, which is the best in NFL history (min. 70 games started).

FEWEST GAMES TO 70 SACKS IN NFL CAREER - SINCE 1982

RANK	PLAYER	GP	DATE
1.	Reggie White	57	12/18/1988 Phi at Dal
2.	J.J. Watt	75	11/29/2015 Hou vs NO
3.	T.J. Watt	76	1/3/2022 Pit vs Cle
4.	Derrick Thomas	82	9/18/1994 KC at Atl
5.	Von Miller	83	11/27/2016 Den vs KC
	Bruce Smith	83	11/26/1990 Buf at Hou
7.	DeMarcus Ware	84	10/10/2010 Dal vs Ten
8.	Richard Dent	86	11/13/1988 Chi at Was
9.	Leslie O'Neal	87	9/12/1993 SD at Den
	Andre Tippett	87	11/13/1988 NE at NYJ

- Watt eclipsed the 60.0 sack plateau in his 69th career game, which is the fourth-fewest games to that total in NFL history.

FEWEST GAMES TO 60 SACKS IN NFL CAREER - SINCE 1982

RANK	PLAYER	GP	DATE
1.	Reggie White	50	10/30/1988 Phi vs Atl
2.	J.J. Watt	66	9/20/2015 Hou at Car
3.	Derrick Thomas	67	10/3/1993 KC vs Oak
4.	T.J. Watt	69	11/8/2021 Pit vs Chi
5.	Von Miller	72	1/3/2016 Den vs SD
6.	DeMarcus Ware	73	11/15/2009 Dal at GB
	Justin Houston	73	12/4/2016 KC at Atl
8.	Andre Tippett	74	11/15/1987 NE vs Dal
9.	Richard Dent	75	12/27/1987 Chi vs LAR
	Bruce Smith	75	9/24/1990 Buf at NYJ

- Watt eclipsed the 50.0 sack plateau in his 63rd career game, which ranks tied with Bruce Smith for 11th-fastest to 50 or more sacks in the NFL since 1982.

FEWEST GAMES TO 50 SACKS IN NFL CAREER - SINCE 1982

RANK	PLAYER	GP	DATE
1.	Reggie White	40	12/20/1987 Phi at NYJ
2.	Derrick Thomas	54	10/18/1992 KC at Dal
3.	Myles Garrett	57	10/17/2021 Ari at Cle
4.	Von Miller	58	9/17/2015 Den at KC
5.	Justin Houston	61	9/17/2015 KC vs Den
	J.J. Watt	61	12/7/2014 Hou at Jax
	Dwight Freeney	61	12/18/2005 Ind vs SD
8.	Aldon Smith	62	9/27/2020 Dal at Sea
	DeMarcus Ware	62	12/14/2008 Dal vs NYG
	Tim Harris	62	9/16/1990 GB vs Chi
11.	T.J. Watt	63	9/12/2021 Pit at BUF
	Bruce Smith	63	10/22/1989 Buf vs NYJ

- Watt is off to a record-setting pace for sacks to open his NFL career. He has averaged 0.93 sacks/game since entering the League back in 2017, which is the best in NFL history (min. 70 games started).

SACKS PER GAME LEADERS IN NFL HISTORY (MIN. 70 GAMES STARTED)

RANK	PLAYER	SACKS/GM
1.	T.J. Watt	0.93
2.	Reggie White	0.85
3.	Mark Gastineau	0.83
4.	Lawrence Taylor	0.79
5.	DeMarcus Ware	0.78
	Aaron Donald	0.78
7.	Chandler Jones	0.77
	Dexter Manley	0.77
9.	Von Miller	0.76
	J.J. Watt	0.76

- Watt has sacked Cleveland QB Baker Mayfield 8.5 times in his career, more than he's sacked any other quarterback. Watt has brought down 32 different passers in his career, including 19 more than once.
- Below is a look at his career regular-season sacks by quarterback:

SACKS	PLAYER	MOST RECENT
8.5	Baker Mayfield	vs. Cleveland, Jan. 3, 2022
5.5	Lamar Jackson	vs. Baltimore, Dec. 5, 2021
3.5	Jeff Driskel	vs. Denver, Sept. 20, 2020
3.0	Jared Goff	vs. Detroit, Nov. 14, 2021
3.0	Justin Fields	vs. Chicago, Nov. 8, 2021
3.0	Philip Rivers	vs. Indianapolis, Dec. 27, 2020
3.0	Blake Bortles	at Jacksonville, Nov. 18, 2018
3.0	Matt Ryan	vs. Atlanta, Oct. 7, 2018
3.0	Tyrod Taylor	at Cleveland, Sept. 9, 2018
3.0	DeShone Kizer	vs. Cleveland, Dec. 31, 2017
2.5	Ryan Tannehill	vs. Tennessee, Dec. 19, 2021
2.5	Robert Griffin III	vs. Baltimore, Dec. 2, 2020
2.5	Andy Dalton	vs. Cincinnati, Sept. 30, 2019
2.0	Geno Smith	vs. Seattle, Oct. 17, 2021
2.0	Aaron Rodgers	at Green Bay, Oct. 3, 2021
2.0	Ryan Finley	at Cincinnati, Dec. 21, 2020
2.0	Joe Burrow	vs. Cincinnati, Nov. 15, 2020
2.0	Ryan Fitzpatrick	vs. Miami, Oct. 28, 2019
1.5	Brian Hoyer	vs. Indianapolis, Nov. 3, 2019
1.0	Derek Carr	vs. Las Vegas, Sept. 19, 2021
1.0	Alex Smith	vs. Washington, Dec. 7, 2020
1.0	Carson Wentz	vs. Philadelphia, Oct. 11, 2020
1.0	Deshaun Watson	vs. Houston, Sept. 27, 2020
1.0	Sam Darnold	at N.Y. Jets, Dec. 22, 2019
1.0	Russell Wilson	vs. Seattle, Sept. 15, 2019
1.0	Drew Brees	at New Orleans, Dec. 23, 2018
1.0	Tom Brady	vs. New England, Dec. 16, 2018
1.0	Cam Newton	at Carolina, Nov. 8, 2018
1.0	Joe Flacco	vs. Baltimore, Dec. 10, 2017
1.0	Brett Hundley	vs. Green Bay, Nov. 26, 2017
0.5	Garrett Gilbert	at Dallas, Nov. 8, 2020
0.5	Josh Allen	vs. Buffalo, Dec. 15, 2019

- Watt's 71.0 career sacks are the second-most over a player's first 76 career regular-season games in NFL history.

MOST SACKS IN NFL HISTORY OVER FIRST 76 REGULAR-SEASON GAMES

RANK	PLAYER	SACKS
1.	Reggie White	84.0
2.	T.J. Watt	71.0
3.	J.J. Watt	70.5
4.	Von Miller	65.5
5.	Derrick Thomas	65.0

- Watt's 71.0 career sacks are the most by a linebacker over his first 76 career regular-season games in NFL history.

MOST SACKS BY LINEBACKER IN NFL HISTORY OVER FIRST 76 REGULAR-SEASON GAMES

RANK	PLAYER	SACKS
1.	T.J. Watt	71.0
2.	Von Miller	65.5
3.	Derrick Thomas	65.0
4.	Andre Tippett	64.0
5.	DeMarcus Ware	62.5

- Watt's 36.5 sacks lead the NFL since the start of the 2020 season.

NFL SACK LEADERS SINCE 2020

RANK	PLAYER	SACKS
1.	T.J. Watt	36.5
2.	Trey Hendrickson	27.5
3.	Myles Garrett	27.0
4.	Aaron Donald	26.0
5.	Haason Reddick	23.5

- Watt's 51.0 sacks lead the NFL since the start of the 2019 season.

NFL SACK LEADERS SINCE 2019

RANK	PLAYER	SACKS
1.	T.J. Watt	51.0
2.	Aaron Donald	38.5
3.	Shaquill Barrett	37.5
4.	Myles Garrett	37.0
5.	Cameron Jordan	34.5

- Watt's 64.0 sacks lead the NFL since the start of the 2018 season.

NFL SACK LEADERS SINCE 2018

RANK	PLAYER	SACKS
1.	T.J. Watt	64.0
2.	Aaron Donald	59.0
3.	Myles Garrett	50.5
4.	Cameron Jordan	46.5
5.	Chandler Jones	42.5

- Watt's 71.0 career sacks lead the NFL since the start of the 2017 season.

NFL SACK LEADERS SINCE 2017

RANK	PLAYER	SACKS
1.	T.J. Watt	71.0
2.	Aaron Donald	70.0
3.	Chandler Jones	59.5
	Cameron Jordan	59.5
5.	Myles Garrett	57.5

NFL LINEBACKER SACK LEADERS SINCE 2017

RANK	PLAYER	SACKS
1.	T.J. Watt	71.0
2.	Chandler Jones	59.5
3.	Khalil Mack	46.5
	Robert Quinn	46.5
5.	Shaquil Barrett	44.5

- Watt is the second player since 1982, when the individual sack became an official statistic, to record at least 13.0 in four straight seasons, joining Reggie White, who did it twice (1985-88 and 1990-93).
- Watt is the first player in franchise history with 14.0 or more sacks in three or more seasons.
- Watt is the third player in NFL history with at least 14.5 sacks in three consecutive seasons, joining Jared Allen (2007-09) and Reggie White (1986-88).
- Watt's 21.5 sacks in 2021, which are a single-season high for him, not only lead the NFL but are the most in single-season franchise history (James Harrison, 16.0, 2008). His previous single-season high in sacks was 15.0 in 2020.
- Watt's 15.0 sacks in 2020 rank tied for third in single-season franchise history. His 14.5 sacks in 2019 rank fifth and his 13.0 sacks in 2018 rank tied for 10th in a season by a Steelers' defender since the statistic became official in 1982.
- Watt is the only player in franchise history with 13.0 sacks or more in multiple seasons.

STEELERS SINGLE-SEASON SACK LEADERS

RANK	PLAYER, YEAR	SACKS
1.	T.J. Watt, 2021	21.5
2.	James Harrison, 2008	16.0
3.	T.J. Watt, 2020	15.0
	Mike Merriweather, 1984	15.0
5.	T.J. Watt, 2019	14.5
6.	Kevin Greene, 1994	14.0
	Keith Willis, 1983	14.0
8.	LaMarr Woodley, 2009	13.5
	Jason Gildon, 2000	13.5
10.	T.J. Watt, 2018	13.0
	Chad Brown, 1996	13.0

NFL Defensive Player of the Year

- Watt, who has registered at least 13.0 sacks in four of his five seasons in the NFL, is already tied for the fourth-most 13.0 or more sack seasons in League history.

MOST SEASONS WITH 13.0+ SACKS IN NFL HISTORY

RANK	PLAYER	SEASONS
1.	Reggie White	9
2.	Bruce Smith	7
3.	Kevin Greene	6
4.	T.J. Watt	4
	Nine other players tied with	4

- Watt’s 71.0 sacks are the fourth-most in franchise history.

STEELERS CAREER SACK LEADERS

RANK	PLAYER. YEARS	SACKS
1.	James Harrison, 2002, 2004-12, 2014-17	80.5
2.	Jason Gildon, 1994-2003	77.0
3.	L.C. Greenwood, 1969-81	73.5
4.	T.J. Watt, 2017-21	71.0
5.	Cameron Heyward, 2011-21	67.0
6.	Joe Greene, 1969-81	66.0
7.	Joey Porter, 1999-2006	60.0
8.	Keith Willis, 1982-91	59.0
9.	LaMarr Woodley, 2007-13	57.0
10.	Greg Lloyd, 1998-97	53.5

- Watt has collected 71.0 sacks over his first five seasons in the NFL, which is the most by a Steelers player in their first five seasons in the League.

MOST SACKS BY STEELER IN FIRST FIVE NFL SEASONS

RANK	PLAYER. YEARS	SACKS
1.	T.J. Watt, 2017-21	71.0
2.	LaMarr Woodley, 2007-11	48.0
3.	Joey Porter, 1999-2003	35.5
4.	Bud Dupree, 2015-19	31.5
5.	Chad Brown, 1993-97	30.0

- Watt (71.0) is the third player since 1982 to record at least 70 sacks over his first five seasons, joining Reggie White (81) and J.J. Watt (74.5).

MOST SACKS IN FIRST FIVE SEASONS IN NFL HISTORY

RANK	PLAYER. YEARS	SACKS
1.	Reggie White, 1985-1989	81.0
2.	J.J. Watt, 2011-15	74.5
3.	T.J. Watt, 2017-21	71.0
4.	Derrick Thomas, 1989-93	66.0
5.	DeMarcus Ware, 2005-09	64.5

- Watt (four seasons) has joined Pro Football Hall of Famers Reggie White (four) as the only players to record at least 13 sacks in four of their first five seasons since 1982, when the individual sack became an official NFL statistic. Watt recorded 13 sacks in 2018, 14.5 sacks in 2019, 15.0 sacks in 2020 and 16.0 sacks in 2021.

NFL PLAYERS WITH FOUR OR MORE 13.0+ SACK SEASONS IN FIRST FIVE YEARS

PLAYER	YEARS
Reggie White	4 (1985-88)
T.J. Watt	4 (2018-21)
NFL Hall of Famer	

- Watt is the only active player in the NFL with at least 13.0 sacks in each of the last four seasons.

NFL PLAYERS WITH FOUR STRAIGHT 13.0+ SACK SEASONS

PLAYER	YEARS
Reggie White	4 (1990-93)
Reggie White	4 (1985-88)
T.J. Watt	4 (2018-21)
NFL Hall of Famer	

- Watt registered six tackles, six QB hits (tied career high), 3.5 sacks, three tackles for loss and one forced fumble in Week 13’s victory over Baltimore.
- Watt recorded five tackles, two for loss, two quarterback hits and 1.0 sack in Week 10 vs. Detroit.
- Watt registered seven tackles, three for loss, three QB hits, 3.0 sacks and one pass defended in Week 9 vs. Chicago.
- Watt registered six tackles, three quarterback hits, 1.5 sacks, one tackle for loss and one fumble recovery at Cleveland in Week 8.
- Watt registered seven tackles, three tackles for loss, three passes defended, 2.0 sacks, two QB hits and one forced fumble in the Week 6 overtime victory over Seattle.
- Watt is the first NFL player to have 2.0 or more sacks and a forced fumble in OT since sacks were first tracked for defenders beginning in 1982.
- Watt is the second player in the NFL to register at least three tackles for loss, three passes defended, 2.0 sacks and one forced fumble in the same game since 2005.

PLAYERS WITH 4 SACKS, 3 TFL AND 2 PD IN GAME SINCE 2005

PLAYER
T.J. Watt, Pittsburgh vs. Cleveland (Jan. 3, 2022)
Justin Houston, Kansas City at Philadelphia (Sept. 19, 2013)
Shaun Phillips, San Diego vs. Arizona (Oct. 3, 2010)

PLAYERS WITH 3 TFL, 3 PDS, 2.0 SACKS, 1 FF IN GAME SINCE 2005

PLAYER
T.J. Watt, Pittsburgh vs. Seattle (Oct. 17, 2021)
Justin Houston, Kansas City at Philadelphia (Sept. 19, 2013)

- Watt is the fourth player in the NFL to register at least three passes defended, 2.0 sacks and one forced fumble in the same game since 2005.

PLAYERS WITH 3 PDS, 2.0 SACKS, 1 FF IN GAME SINCE 2005

PLAYER
T.J. Watt, Pittsburgh vs. Seattle (Oct. 17, 2021)
Anthony Lanier, Washington Football Team vs. Arizona (Dec. 17, 2017)
Alex Brown, Chicago at Tampa Bay (Nov. 27, 2005)
Justin Houston, Kansas City at Philadelphia (Sept. 19, 2003)

- Watt has recorded 50.0 sacks in 40 career games at Heinz Field. He has collected at least half a sack in 27 of the last 30 home games.
- No player (Derrick Thomas had 45.5) has registered more sacks over the first 40 career home games in NFL history.

MOST SACKS IN NFL HISTORY OVER FIRST 40 CAREER HOME GAMES

RANK	PLAYER	SACKS
1.	T.J. Watt	50.0
2.	Derrick Thomas	45.5
3.	Reggie White	43.0
4.	J.J. Watt	39.0
5.	Dwight Freeney	36.0

T.J. (S)WATT THE QUARTERBACK

- LB T.J. Watt's has registered 147 QB hits since entering the NFL in 2017, which is the most in the League over the span.

NFL QUARTERBACK HIT LEADERS SINCE 2017

RANK	PLAYER	QB HITS
1.	T.J. Watt	147
2.	Aaron Donald	144
3.	Matt Judon	118
4.	Myles Garrett	114
5.	Cameron Jordan	111

- Watt's 36 QB hits lead the NFL since the start of the 2021 season.

NFL QUARTERBACK HIT LEADERS IN 2021

RANK	PLAYER	QB HITS
1.	T.J. Watt	36
2.	Myles Garrett	31
3.	Nick Bosa	30
	Micah Parsons	30
5.	Jonathan Allen	28
	Rashan Gary	28

- Watt's 77 QB hits lead the NFL since the start of the 2020 season.

NFL QUARTERBACK HIT LEADERS SINCE 2020

RANK	PLAYER	QB HITS
1.	T.J. Watt	77
2.	Aaron Donald	52
	Trey Hendrickson	52
4.	Myles Garrett	49
5.	Joey Bosa	47

- Watt's 113 QB hits lead the NFL since the start of the 2019 season.

NFL QUARTERBACK HIT LEADERS SINCE 2019

RANK	PLAYER	QB HITS
1.	T.J. Watt	113
2.	Matt Judon	79
3.	Joey Bosa	78
4.	Aaron Donald	76
5.	Shaquil Barrett	75

- Watt's 134 QB hits lead the NFL since the start of the 2018 season.

NFL QUARTERBACK HIT LEADERS SINCE 2018

RANK	PLAYER	QB HITS
1.	T.J. Watt	134
2.	Aaron Donald	117
3.	Matt Judon	99
4.	Myles Garrett	96
5.	Chris Jones	94

- Watt's 147 QB hits are the second-most over a player's first 76 career regular-season games in NFL history.

MOST QB HITS IN NFL HISTORY OVER FIRST 76 REGULAR-SEASON GAMES

RANK	PLAYER	QB HITS
1.	J.J. Watt	200
2.	T.J. Watt	147
3.	Aaron Donald	141
4.	Von Miller	131
5.	Joey Bosa	128

- Watt's 147 QB hits are the most by a linebacker over his first 76 career regular-season games in NFL history.

MOST QB HITS BY LINEBACKER IN NFL HISTORY OVER FIRST 76 REGULAR-SEASON GAMES

RANK	PLAYER	QB HITS
1.	T.J. Watt	147
2.	Von Miller	131
3.	Cameron Wake	116
4.	Clay Matthews	113
5.	Matt Judon	103

T.J. WATT KNOWS THE TFL

- LB T.J. Watt's has registered 80 tackles for loss since entering the NFL in 2017, which is the second-most in the League.

NFL TFL LEADERS SINCE 2017

RANK	PLAYER	TFLS
1.	Aaron Donald	92
2.	T.J. Watt	80
3.	Cameron Jordan	73
4.	Chandler Jones	66
5.	Matt Judon	63

- Watt's 20 tackles for loss lead the NFL in 2021.

NFL TFL LEADERS IN 2021

RANK	PLAYER	TFL
1.	T.J. Watt	20
	Micah Parsons	20
3.	Nick Bosa	19
4.	Aaron Donald	18
5.	Robert Quinn	17

- Watt's 43 tackles for loss lead the NFL since the start of the 2020 season.

NFL TFL LEADERS SINCE 2020

RANK	PLAYER	TFL
1.	T.J. Watt	43
2.	Aaron Donald	32
3.	Roquan Smith	30
4.	Haason Reddick	27
5.	Myles Garrett	26

- Watt's 57 tackles for loss lead the NFL since the start of the 2019 season.

NFL TFL LEADERS SINCE 2019

RANK	PLAYER	TFLS
1.	T.J. Watt	57
2.	Aaron Donald	52
3.	Shaquil Barrett	41
4.	Maxx Crosby	40
5.	Joey Bosa	38
	Cameron Jordan	38

- Watt's 70 tackles for loss are the second-most in NFL since the start of the 2018 season.

NFL TFL LEADERS SINCE 2018

RANK	PLAYER	TFLS
1.	Aaron Donald	78
2.	T.J. Watt	70
3.	Cameron Jordan	56
4.	Myles Garrett	49
5.	Shaquil Barrett	47

- Watt's 80 TFL are the fifth-most over a player's first 76 career regular-season games in NFL history.

MOST TFL IN NFL HISTORY OVER FIRST 76 REGULAR-SEASON GAMES

RANK	PLAYER	TFL
1.	J.J. Watt	128
2.	Aaron Donald	92
3.	Von Miller	84
4.	Lavonte David	82
5.	T.J. Watt	80

- Watt's 80 TFL are the third-most by a linebacker over his first 76 career regular-season games in NFL history.

MOST TFL BY LINEBACKER IN NFL HISTORY OVER FIRST 76 REGULAR-SEASON GAMES

RANK	PLAYER	TFL
1.	Von Miller	84
2.	Lavonte David	82
3.	T.J. Watt	80
4.	Khalil Mack	79
5.	Justin Houston	74

WATT WRESTLES AWAY THE FOOTBALL

- LB **T.J. Watt's** has registered 21 forced fumbles since entering the NFL in 2017, which is the most in the League.

NFL FORCED FUMBLE LEADERS SINCE 2017

RANK	PLAYER	FF
1.	T.J. Watt	21
2.	Aaron Donald	19
3.	Chandler Jones	18
4.	Yannick Ngakoue	16
	Darius Leonard	16

- Watt's 21 career forced fumbles are the most by a Steelers player since 1994.

STEELERS FORCED FUMBLE LEADERS SINCE 1994

RANK	PLAYER	GP	FF
1.	James Harrison	177	32
2.	T.J. Watt	76	21
3.	Joey Porter	122	18
	Jason Gildon	158	18
5.	Levon Kirkland	144	14

- Watt's 21 career forced fumbles are tied for the fourth-most over a player's first 76 career regular-season games.

MOST FORCED FUMBLES IN NFL HISTORY OVER FIRST 76 REGULAR-SEASON GAMES

RANK	PLAYER	FF
1.	Dwight Freeney	24
	Robert Mathis	24
3.	John Abraham	22
4.	T.J. Watt	21
	DeMarcus Ware	21

- His 21 career forced fumbles are tied for the third-most by a linebacker over his first 76 career regular-season games.

MOST FORCED FUMBLES BY LINEBACKER IN NFL HISTORY OVER FIRST 76 REGULAR-SEASON GAMES

RANK	PLAYER	FF
1.	Robert Mathis	24
2.	John Abraham	22
3.	T.J. Watt	21
	DeMarcus Ware	21
5.	Robert Quinn	18
	Tamba Hali	18

- Watt's 14 forced fumbles are the most in the NFL since the start of the 2019 season.

NFL FORCED FUMBLE LEADERS SINCE 2019

RANK	PLAYER	FF
1.	T.J. Watt	14
2.	Chandler Jones	13
3.	Darius Leonard	12
4.	Marlon Humphrey	11
	Shaquil Barrett	11

- Watt's seven fumble recoveries are the second-most in the NFL since the start of the 2019 season.

NFL FUMBLE RECOVERIES LEADERS BY SINCE 2019

RANK	PLAYER	FR
1.	Vonn Bell	8
2.	T.J. Watt	7
3.	Devin White	6
	Justin Houston	6
5.	Devin Bush, Minkah Fitzpatrick and seven other players tied with	5

- Watt's 24 combined interceptions (three), forced fumbles (14) and fumble recoveries (seven) are the third-most in the NFL since the start of the 2019 season.

NFL COMBINED (INT, FF, FR) LEADERS SINCE 2019

RANK	PLAYER	INT.	FF	FR	TOT.
1.	Darius Leonard	9	12	5	26
2.	J.C. Jackson	22	1	2	25
3.	T.J. Watt	3	14	7	24
4.	Xavien Howard	15	3	2	20
	Minkah Fitzpatrick	11	4	5	20

LET MY CAMERON GO

- DT **Cameron Heyward** is the only defensive lineman in franchise history with 9.0 or more sacks in at least four seasons.

STEELERS DEFENSIVE LINEMAN SINGLE-SEASON SACK LEADERS

RANK	PLAYER. YEAR	SACKS
1.	Keith Willis, 1983	14.0
2.	Cameron Heyward, 2017	12.0
	Keith Willis, 1986	12.0
4.	Stephon Tuitt, 2020	11.0
5.	Cameron Heyward, 2021	9.0
	Cameron Heyward, 2019	9.0
7.	Ray Seals, 1995	8.5
8.	Cameron Heyward, 2018	8.0
	Aaron Smith, 2004	8.0
	Kimo von Oelhoffen, 2003	8.0
	Aaron Smith, 2001	8.0

- Heyward registered his ninth sack of the year in Week 18 vs. Cleveland.
- Heyward's six seasons of 7.0 or more sacks are tied for the eighth-most by a defensive tackle since 1982.

MOST 7.0+ SACK SEASONS BY DEFENSIVE TACKLE SINCE 1982

RANK	PLAYER. YEARS	SEASONS
1.	John Randle	12
2.	Steve McMichael	9
3.	Aaron Donald	8
4.	Calais Campbell	7
	Warren Sapp	7
	Henry Thomas	7
	Trevor Pryce	7
8.	Cameron Heyward	6
	Geno Atkins	6
	Ray Childress	6
	Justin Smith	6

- DT **Cameron Heyward's** 67.0 career sacks are the most by a Steelers' defensive lineman since 1982, third-most by an active NFL defensive tackle, fifth-most in franchise history and fourth-most by a Steeler since 1982.

STEELERS DEFENSIVE LINEMAN CAREER SACK LEADERS SINCE 1982

RANK	PLAYER. YEARS	SACKS
1.	Cameron Heyward, 2011-21	67.0
2.	Keith Willis, 1982-91	59.0
3.	Aaron Smith, 1999-2011	44.0
4.	Stephon Tuitt, 2014-20	34.5
5.	Brett Keisel, 2002-14	30.0

STEELERS CAREER SACK LEADERS

RANK	PLAYER. YEARS	SACKS
1.	James Harrison, 2002, 2004-12, 2014-17	80.5
2.	Jason Gildon, 1994-2003	77.0
3.	L.C. Greenwood, 1969-81	73.5
4.	T.J. Watt, 2017-21	71.0
5.	Cameron Heyward, 2011-21	67.0
6.	Joe Greene, 1969-81	66.0
7.	Joey Porter, 1999-2006	60.0
8.	Keith Willis, 1982-91	59.0
9.	LaMarr Woodley, 2007-13	57.0
10.	Greg Lloyd, 1998-97	53.5

ACTIVE NFL SACK LEADERS BY DEFENSIVE TACKLES

RANK	PLAYER	SACKS
1.	Aaron Donald	98.0
2.	Ndamukong Suh	70.5
3.	Cameron Heyward	67.0
4.	Fletcher Cox	58.0
5.	Chris Jones	49.5

- Heyward's 96 tackles for loss are the third-most by an active NFL defensive tackle.

ACTIVE NFL TFL LEADERS BY DEFENSIVE TACKLES

RANK	PLAYER	TFL
1.	Aaron Donald	149
2.	Ndamukong Suh	130
3.	Cameron Heyward	96
4.	Fletcher Cox	78
5.	Akiem Hicks	73

- Heyward’s 534 tackles are the third-most by an active NFL defensive tackle.

ACTIVE NFL TACKLE LEADERS BY DEFENSIVE TACKLES

RANK	PLAYER	TACKLES
1.	Linval Joseph	642
2.	Ndamukong Suh	589
3.	Cameron Heyward	534
4.	Sheldon Richardson	499
5.	Fletcher Cox	443

- Heyward’s 42 passes defended lead active NFL defensive tackles.

ACTIVE NFL PASSES DEFENDED LEADERS BY DEFENSIVE TACKLES

RANK	PLAYER	PDS
1.	Cameron Heyward	42
2.	Ndamukong Suh	38
3.	Malik Jackson	29
	Chris Jones	29
5.	Denico Autry	22

- Heyward’s 220 tackles lead the NFL among defensive tackles since the start of the 2019 season.

NFL TACKLE LEADERS BY DEFENSIVE TACKLES SINCE 2019

RANK	PLAYER	TACKLES
1.	Cameron Heyward	220
2.	Jonathan Allen	189
3.	Christian Wilkins	186
4.	DeForest Buckner	184
5.	Grady Jarrett	179

- Heyward’s nine passes defended lead all defensive tackles in 2021.

NFL PASSES DEFENDED LEADERS BY DEFENSIVE TACKLES IN 2021

RANK	PLAYER	PDS
1.	Cameron Heyward	9
2.	Jeffrey Simmons	6
3.	Denico Autry	5
	Chris Jones	5
5.	Malik Jackson	4
	Derrick Brown	4
	Aaron Donald	4
	Sheldon Richardson	4

- Heyward’s 18 passes defended lead all defensive tackles in the NFL since the start of the 2019 season.

NFL PASSES DEFENDED LEADERS BY DEFENSIVE TACKLES SINCE 2019

RANK	PLAYER	PDS
1.	Cameron Heyward	18
2.	Chris Jones	13
3.	Jeffrey Simmons	12
4.	Sheldon Richardson	11
5.	Adam Butler	10
	Christian Wilkinson	10

- Heyward’s 22.0 sacks are the fourth-most among defensive tackles in the NFL since the start of the 2019 season.

NFL SACK LEADERS BY DEFENSIVE TACKLES SINCE 2019

RANK	PLAYER	SACKS
1.	Aaron Donald	38.5
2.	Chris Jones	25.5
3.	DeForest Buckner	24.0
4.	Cameron Heyward	22.0
5.	Denico Autry	20.0

- Heyward’s 31 tackles for loss are the second-most among defensive tackles in the NFL since the start of the 2019 season.

NFL TACKLES FOR LOSS LEADERS BY DEFENSIVE TACKLES SINCE 2019

RANK	PLAYER	TFLS
1.	Aaron Donald	52
2.	Cameron Heyward	31
3.	DeForest Buckner	28
4.	Larry Ogunjobi	27
5.	Grady Jarrett	23
	Ndamukong Suh	23
	Denico Autry	23

- Heyward registered five tackles, 2.0 sacks, two TFLs, and two quarterback hits in Week 10 vs. Detroit.
- The Steelers are 8-0-1 when Heyward collects at least 2.0 sacks in a game.

FITZPATRICK DOES IT AGAIN

- S Minkah Fitzpatrick needs one interception-return touchdown to become the fourth player since 2000 to return an interception for a TD in four consecutive seasons, joining Charles Woodson (six seasons), Nate Clements (four) and Aqib Talib (four).
- Fitzpatrick has two career multi-interception games (2018-20).
- Fitzpatrick’s four defensive TDs rank tied for sixth in the NFL among active players.

NFL ACTIVE DEFENSIVE TOUCHDOWN LEADERS

RANK	PLAYER	TDS
1.	Janoris Jackson	9
2.	Malcolm Jenkins	8
3.	Marcus Peters	7
4.	Eddie Jackson	6
5.	Deion Jones	5
6.	Minkah Fitzpatrick and nine other players	4

- Fitzpatrick's four defensive TDs are tied with Darius Slay, Marcus Peters and Eddie Jackson for the most in the NFL since he entered the League in 2018.

NFL DEFENSIVE TOUCHDOWN LEADERS SINCE 2018

RANK	PLAYER	TDS
1.	Minkah Fitzpatrick	4
	Eddie Jackson	4
	Marcus Peters	4
	Darius Slay	4
5.	Jadeveon Clowney	3
	Troy Hill	3
	Deion Jones	3
	Kyle Van Noy	3
	Daniel Sorensen	3

- Fitzpatrick's 11 interceptions are tied for the seventh-most in the NFL since the start of the 2019 season.

NFL INTERCEPTION LEADERS SINCE 2019

RANK	PLAYER	INTS
1.	J.C. Jackson	22
2.	Xavien Howard	15
3.	Justin Simmons	14
	Trevon Diggs	14
5.	Tyrann Mathieu	13
	Quandre Diggs	13
7.	Minkah Fitzpatrick	11
	Kevin Byard	11
9.	Tre'Davious White	10
	Kenny Moore II	10
	Devin McCourty	10
	James Bradberry	10

- Fitzpatrick's 16 total takeaways (interceptions and fumble recoveries) are tied for the third-most in the NFL since the start of the 2019 season.

NFL TAKEAWAY (INT AND FR) LEADERS SINCE 2019

RANK	PLAYER	INT.	FR	TOT.
1.	J.C. Jackson	22	2	24
2.	Xavien Howard	15	2	17
3.	Minkah Fitzpatrick	11	5	16
	Tyrann Mathieu	13	3	16
5.	Justin Simmons	14	1	15

- Fitzpatrick's 20 combined interceptions (11), forced fumbles (four) and fumble recoveries (five) are tied for the fourth-most in the NFL since the start of the 2019 season.

NFL COMBINED (INT, FF, FR) LEADERS SINCE 2019

RANK	PLAYER	INT.	FF	FR	TOT.
1.	Darius Leonard	9	12	5	26
2.	J.C. Jackson	22	1	2	25
3.	T.J. Watt	3	14	7	24
4.	Xavien Howard	15	3	2	20
	Minkah Fitzpatrick	11	4	5	20

WELCOME TO THE SCHOBERT

- The Steelers acquired LB **Joe Schobert**, who ranked fourth in the NFL with 141 tackles last season with Jacksonville, in Aug. 2021. He was one of five linebackers to register at least 100 tackles, multiple sacks and multiple interceptions last season.
- The linebackers with at least 100 tackles, two sacks and two interceptions in 2020 are below.

LINEBACKERS WITH 100+ TACKLES, 2.0+ SACKS, 2+ INT IN 2020

PLAYER	TACKLES	SACKS	INT
Joe Schobert	141	2.5	3
Roquan Smith	139	4	2
Eric Wilson	121	3	3
Foyesade Oluokun	117	3	2
Deion Jones	106	4.5	2

- Schobert is one of three players in the NFL to register at least 100 tackles in each of the last five seasons.

LONGEST ACTIVE STREAKS OF 100+ TACKLE SEASONS

RANK	PLAYER	SEASONS
1.	Bobby Wagner	10
2.	Eric Kendricks	6
3.	Joe Schobert	5
4.	Darius Leonard	4
	Roquan Smith	4
	Fred Warner	4

- Schobert has recorded 643 tackles (392 solo), 26 quarterback hits, 30 passes defended, 23 tackles for loss, 11.0 sacks, 10 forced fumbles, 10 interceptions and three fumble recoveries in his six-year NFL career.
- Schobert's 629 tackles are the second-most in the NFL since the start of the 2017 season.

MOST TACKLES SINCE 2017

RANK	PLAYER	TACKLES
1.	Bobby Wagner	738
2.	Joe Schobert	629
3.	Blake Martinez	617
4.	Zach Cunningham	586
5.	Eric Kendricks	581

- Schobert tallied 10 tackles, including one for loss, in Week 16 at Kansas City. He has registered at least 10 tackles in a game 25 times since 2017, which is tied for the fourth-most in the NFL.

MOST 10+ TACKLE GAMES SINCE 2017

RANK	PLAYER	GAMES
1.	Bobby Wagner	36
2.	Blake Martinez	32
3.	Roquan Smith	26
4.	Joe Schobert	25
	Darius Leonard	25

- Schobert's 10 forced fumbles are tied for the ninth-most among linebackers in the NFL since the start of the 2017 season.

NFL LINEBACKER FORCED FUMBLE LEADERS SINCE 2017

RANK	PLAYER	FF
1.	T.J. Watt	21
2.	Chandler Jones	18
3.	Darius Leonard	16
4.	Khalil Mack	15
5.	Lavonte David	14
6.	Shaquil Barrett	13
	Robert Quinn	13
8.	Hasson Reddick	11
9.	Joe Schobert and three other players tied with	10

- His 10 interceptions are the second-most among linebackers since the start of the 2017 season.

INTERCEPTION LEADERS BY LINEBACKERS SINCE 2017

RANK	PLAYER	INT
1.	Darius Leonard	11
2.	Joe Schobert	10
3.	Deion Jones	8
	Eric Kendricks	8
5.	Alec Ogletree	7
	Jamie Collins	7

HADEN BREAKING IT UP

- CB **Joe Haden** has registered two career interception returns for touchdowns, including one with the Steelers.
- Haden has 10 interceptions since joining the Steelers in 2017.
- Haden's 34 passes defended are tied for the ninth-most in the NFL since the start of the 2019 season.

PASSES DEFENSED LEADERS SINCE 2019

RANK	PLAYER	PDS
1.	Carlton Davis	47
	James Bradberry	47
3.	J.C. Jackson	46
4.	Marshall Lattimore	44
5.	Denzel Ward	39
	Xavier Howard	39
7.	Marlon Humphrey	38
8.	Justin Simmons	36
9.	Joe Haden	35
	Trevon Diggs	35
	Logan Ryan	35

- Since entering the NFL in 2010, Haden has recorded 155 career passes defended, which leads the League since 2010 and leads active NFL players.

ACTIVE NFL PASSES DEFENSED CAREER LEADERS

RANK	PLAYER	PDS
1.	Joe Haden	155
2.	Janoris Jenkins	125
3.	Darius Slay	119
4.	Richard Sherman	116
5.	Malcolm Jenkins	110

NFL PASSES DEFENSED LEADERS SINCE 2010

RANK	PLAYER	PDS
1.	Joe Haden	155
2.	Johnathan Joseph	132
3.	Janoris Jenkins	125
4.	Brent Grimes	122
5.	Tramon Williams	120

- Haden's 155 career passes defended are the seventh-most in the NFL since 2000.

NFL PASSES DEFENSED LEADERS SINCE 2000

RANK	PLAYER	PDS
1.	Johnathan Joseph	200
2.	Champ Bailey	187
3.	Terence Newman	182
4.	Ronde Barber	179
5.	Charles Woodson	168
6.	Asante Samuel	164
7.	Joe Haden	155
8.	Tramon Williams	153
9.	Sheldon Brown	146
	Dominique Rodgers-Cromartie	146

- Since entering the NFL in 2010, Haden has recorded 29 career interceptions, which is tied for the fourth-most among active players and tied for the sixth-most in the NFL over the span.

ACTIVE NFL INTERCEPTION LEADERS

RANK	PLAYER	INT
1.	Richard Sherman	37
2.	Marcus Peters	31
	Devin McCourty	31
4.	Joe Haden	29
	Harrison Smith	29

NFL INTERCEPTION LEADERS SINCE 2010

RANK	PLAYER	INT
1.	Richard Sherman	37
2.	Marcus Peters	31
	Reggie Nelson	31
	Devin McCourty	31
5.	Earl Thomas	30
6.	Joe Haden	29
	Harrison Smith	29

- Haden has registered at least two passes defended in a single game 37 times in his career.
- Haden has registered at least three passes defended in a single game 15 times in his career.
- Haden has recorded at least four passes defended in a single game four times in his career.
- Haden has twice recorded at least five passes defended in a single game in his career.

WIZARD OF BOZ

- Since joining the Steelers in 2015, K **Chris Boswell** is 179-of-203 field goal attempts (88.2%), including 77-of-95 (81.1%) on field goal attempts of 40 yards or longer.
- Boswell made a franchise record 25 consecutive field goals, which was the longest active streak in the NFL when it ended in Week 11 of 2020 at Jacksonville.
- Boswell's streak of 20 consecutive field goals made was snapped in Week 14 at Minnesota. His 20 consecutive field goals made is the fourth-longest in franchise history.

MOST CONSECUTIVE FG IN STEELERS HISTORY

RANK	KICKER. YEARS	CONSECUTIVE FGs
1.	Chris Boswell, 2019-20	25
2.	Shaun Suisham, 2013-14	24
3.	Jeff Reed, 2004-05	22
4.	Chris Boswell, 2021	20
5.	Gary Anderson, 1994	19
	Jeff Reed, 2007-08	19
7.	Gary Anderson, 1985	18
8.	Chris Boswell, 2016-17	17
	Norm Johnson, 1997	17
10.	Chris Boswell, 2017	16
	Shaun Suisham, 2012-13	16

- Boswell ranks second in field goal percentage (88.1%) among all NFL kickers with at least 190 field goal attempts since the start of the 2015 season.

FG PERCENTAGE LEADERS SINCE 2015 (MIN. 190 ATTEMPTS)

RANK	KICKER	M-A	FG%
1.	Justin Tucker	227-248	91.5
2.	Chris Boswell	179-203	88.2
3.	Robbie Gould	175-199	87.9
4.	Dustin Hopkins	180-212	84.9
5.	Matt Prater	185-220	84.1

- Boswell has connected on 81-of-88 field goal attempts (92.0%), including 36-of-42 (85.7%) on field goal attempts of 40 yards or longer, since the start of the 2019 season.
- Boswell ranks third in field goal percentage (92.0%) among all NFL kickers with at least 80 field goal attempts.

FG PERCENTAGE LEADERS SINCE 2019 (MIN. 80 ATTEMPTS)

RANK	KICKER	FGM-FGA	FG%
1.	Justin Tucker	87-93	93.5
2.	Younghoe Koo	85-92	92.4
3.	Chris Boswell	81-88	92.0
4.	Nick Folk	75-83	90.4
5.	Harrison Butker	82-91	90.1

- Boswell's 88.2 field goal percentage is the highest in Steelers history among kickers with at least 100 field goal attempts.

STEELERS ALL-TIME FG PERCENTAGE LEADERS (MIN. 100 ATTEMPTS)

RANK	KICKER. YEARS	FGM-FGA	FG%
1.	Chris Boswell, 2015-current	179-203	88.2
2.	Shaun Suisham, 2010-14	124-141	87.9
3.	Norm Johnson, 1995-98	105-127	82.7
4.	Jeff Reed, 2002-10	204-249	81.9
5.	Gary Anderson, 1982-94	309-395	78.2

- Boswell became the third player in team history with at least 150 field goals made in Week 2 of 2021.

STEELERS ALL-TIME FG MADE LEADERS

RANK	KICKER. YEARS	FGM
1.	Gary Anderson, 1982-94	309
2.	Jeff Reed, 2002-10	204
3.	Chris Boswell, 2015-current	179
4.	Roy Gerela, 1971-78	146
5.	Shaun Suisham, 2010-14	124

- Boswell has registered 30 career games with three or more field goals made.
- Boswell has made 33 of his 34 field goal attempts in his regular-season career against Cincinnati. He missed his first career kick against the Bengals in Week 3.
- Boswell has connected on four or more field goals in a single game 12 times in his career.

BOZ IN THE CLUTCH

- K **Chris Boswell** is one of two kickers in the NFL in 2021 with three or more field goals made in a single quarter (and both came in the fourth quarter, Week 9 vs. Chicago, and Week 15 vs. Tennessee).
- Boswell is the first kicker in the NFL with three or more field goals made in multiple fourth quarters in the same season since Cairo Santos (Kansas City) in Week 2 and Week of 2016.

- Boswell has registered eight career game-winning field goals (last five min. of the fourth quarter or overtimes), which ranks third in franchise history.

MOST GAME-WINNING FG IN LAST 5 MINUTES OF 4TH QUARTER OR OVERTIME (REGULAR AND POSTSEASON) IN FRANCHISE HISTORY

RANK	KICKER. YEARS	FGM
1.	Jeff Reed, 2002-10	11
2.	Gary Anderson, 1982-94	9
3.	Chris Boswell, 2015-current	8
4.	Shaun Suisham, 2010-14	7
5.	Norm Johnson, 1995-98	4

BOSWELL GAME-WINNING FG IN LAST 5 MINUTES OF 4TH QUARTER OR OVERTIME (REGULAR AND POSTSEASON)

YD	DATE	OPP	Q	TIME	PRE	POST	FINAL
18	11/8/2015	vs Oak	4	0:02	35-35	38-35	W, 38-35
35	1/9/2016	at Cin	4	0:14	15-16	18-16	W, 18-16
33	11/12/2017	at Ind	4	0:00	17-17	20-17	W, 20-17
53	11/26/2017	vs GB	4	0:00	28-28	31-28	W, 31-28
38	12/4/2017	at Cin	4	0:00	20-20	23-20	W, 23-20
46	12/10/2017	vs Bal	4	0:42	36-38	39-38	W, 39-38
35	12/30/2018	vs Cin	4	1:56	13-13	16-13	W, 16-13
37	10/17/2021	vs Sea	OT	--	20-20	23-20	W, 23-20 (ot)
40	11/8/2021	vs Chi	4	0:26	26-27	29-27	W, 29-27

- Boswell has now made 10 of 12 career field goals (83.3%) in the final two minutes of regulation and overtime.

BOZ FROM 50-PLUS

- K **Chris Boswell** has connected on 15 of his last 17 field goals of 50+ yards, including 10 of his last 11. He missed a 56-yard field as halftime expired in Week 15 vs. Tennessee, which snapped his streak of nine consecutive made field goals of 50+ yards.
- Boswell's nine straight made field goals of 50+ yards was the longest such streak in franchise history.

MOST CONSECUTIVE FG MADE FROM 50+ YARDS IN STEELERS HISTORY

RANK	KICKER. SPAN	STREAK
1.	Chris Boswell, 11/03/2019 - 12/5/2021	9
2.	Chris Boswell, 11/16/2017 - 11/08/2018	5
3.	Jeff Reed, 12/01/2002 - 10/17/2004	4
4.	Kris Brown, 11/12/2000 - 10/14/2001	3

- Boswell's nine straight made field goals of 50+ yards was tied for the 10th-longest such streak in the NFL since the start of the 1983 season.

MOST CONSECUTIVE FG MADE FROM 50+ YARDS SINCE 1983

RANK	KICKER. TEAM (SPAN)	STREAK
1.	Stephen Hauschka, Sea-Buf (9/20/2015-11/19/2017)	13
2.	Robbie Gould, Chi (11/18/2010 - 10/10/2013)	12
	Blair Walsh, Min (09/09/2012 - 09/29/2013)	12
	Justin Tucker, Bal (12/27/2015 - 12/18/2016)	12
	Matt Prater, Det (01/03/2016 - 09/24/2017)	12
5.	Youngbue Koo, Atl (12/08/2019 - 10/31/2021)	11*
	Tony Zendejas, Hou-LAN (11/13/1988 - 10/31/1993)	11
7.	Jason Hanson, Det (11/22/2007 - 11/08/2009)	10
	Jason Sanders, Mia (10 12/01/2019 - 11/29/2020)	10
	Ryan Longwell, Min (09/14/2008 - 10/23/2011)	10
10.	Chris Boswell, Pit (11/03/2019 - 12/5/2021)	9
	Adam Vinatieri, Ind (10/04/2015 - 10/09/2016)	9
	Justin Tucker, Bal (10/15/2017 - 11/18/2018)	9
	Matt Bryant, Atl (11/11/2010 - 11/10/2013)	9
	Matt Bryant, Atl (11/05/2017 - 11/18/2018)	9
15.	Morten Andersen, Atl (10/01/1995 - 10/20/1996)	8
	Phil Dawson, SF (11/10/2013 - 10/13/2014)	8
	Robbie Gould, Chi-SF (12/20/2015 - 11/12/2018)	8
	Harrison Butker, KC (12/01/2019 - 10/17/2021)	8
	Brandon McManus, Den (09/27/2020 - 12/06/2020)	8
	Stephen Gostkowski, NE (12/01/2013 - 11/15/2015)	8
*indicates active streak		

- Boswell has made 17-of-21 (81.0%) field goal attempts in his NFL career from 50 yards or further, including a franchise-best 59-yard try in Week 9 of 2020 at AT&T Stadium against Dallas and a Heinz Field-best 56-yard try in Week 2 vs. Las Vegas.
- No kicker made a field goal of at least 50 yards in the first nine seasons of Heinz Field (2001-09). In fact, prior to Boswell joining the Steelers in 2015, Heinz Field witnessed just four field goals of at least 50 yards.
- Boswell has 14 field goals of at least 50 yards at Heinz Field in his career.
- Boswell's 17 field goals made from 50-plus yards are the most in Steelers history (Gary Anderson and Jeff Reed shared the previous franchise record with eight).

HIGHEST 50+ YARD FG PERCENTAGE FRANCHISE HISTORY (MIN. 15 50+ FGA)

RANK	PLAYER	FG-FGA	PCT.
1.	Chris Boswell	17-21	81.0
2.	Jeff Reed	8-17	47.1
3.	Gary Anderson	8-27	29.6

HIGHEST 50+ YARD FG PERCENTAGE DURING SUPER BOWL ERA (MIN. 20 50+ FGA)

RANK	PLAYER	FG-FGA	PCT.
1.	Chris Boswell	17-21	81.0
2.	Stephen Gostkowski	33-43	76.7
3.	Matt Prater	66-89	74.2
4.	Tony Zendejas	17-23	73.9
5.	Justin Tucker	48-66	72.7

- Boswell connected on 54 and 52-yard field goals in Week 9 vs. Chicago and added a 40-yard field goal with 30 seconds remaining in the fourth quarter that gave the Steelers a 29-27 lead. He also added a fumble recovery.
- Boswell is the first player in NFL history to make two 50+ yard field goals, make a game-winning field goal and recover an opponent's fumble all in the same game.
- Boswell connected on a 56-yard field goal in Week 2 vs. Las Vegas with 3:42 remaining in the fourth quarter that cut the Raiders' lead to 23-17.
- His 56-yard field goal is the longest in Heinz Field history – topping the previous mark of 53 yards by both Boswell vs. Green Bay on Nov. 26, 2017 and Dallas' Dan Bailey vs. Pittsburgh on Nov. 13, 2016 as the longest field goal conversion at the stadium since it opened in 2001.
- The 56-yard kick is the second-longest in team history and is the longest such kick since Nov. 8, 2020 at Dallas Cowboys (Chris Boswell, 59).

LONGEST FG IN FRANCHISE HISTORY

RANK	PLAYER (DATE, OPP.)	FG
1.	Chris Boswell (11/8/20 at Dallas)	59
2.	Chris Boswell (9/19/21 vs. Las Vegas)	56
3.	Gary Anderson (11/25/84 vs. San Diego)	55
	Kris Brown (10/14/01 at Kansas City)	55
5.	Chris Boswell (11/8/21 vs. Chicago)	54
	Gary Anderson (12/8/91 at Houston)	54
7.	Chris Boswell (12/5/21 vs. Baltimore)	53
	Chris Boswell (11/26/17 vs. Green Bay)	53
	Gary Anderson (10/21/84 at Indianapolis)	53
	Jeff Reed (11/8/10 at Cincinnati)	53
	Jeff Reed (9/21/08 at Philadelphia)	53
	Shaun Suisham (11/9/14 at N.Y. Jets)	53

LONGEST FG IN HEINZ FIELD HISTORY

RANK	PLAYER, TEAM (DATE, OPP.)	FG
1.	Chris Boswell, Pittsburgh (9/19/21 vs. Las Vegas)	56
2.	Chris Boswell, Pittsburgh (11/8/21 vs. Chicago)	54
3.	Chris Boswell, Pittsburgh (12/5/21 vs. Baltimore)	53
	Chris Boswell, Pittsburgh (11/26/17 vs. Green Bay)	53
	Dan Bailey, Dallas (11/13/16 at Pittsburgh)	53
6.	Chris Boswell, Pittsburgh (11/8/21 vs. Chicago)	52
	Chris Boswell, Pittsburgh (10/17/21 vs. Seattle)	52
	Chris Boswell, Pittsburgh (12/10/17 vs. Baltimore)	52
	Jeff Reed, Pittsburgh (9/12/10 vs. Atlanta)	52
	Justin Tucker, Baltimore (10/1/15 at Pittsburgh)	52

- Boswell has already made seven field goals from 50 yards or further in 2021 – the most by a Steelers kicker in a single season.
- Boswell's 59-yard field goal in Week 9 at Dallas in 2020 was the longest field goal in franchise history. The previous mark was 55 yards by both Kris Brown (10/14/01 at Kansas City) and Gary Anderson (11/25/84 vs. San Diego).

MILES KILLING IT ON SPECIAL TEAMS

- **5 Miles Killebrew** registered his second blocked punt of the season, which leads the NFL, in Week 11 at Los Angeles.
- Killebrew is the first Steelers player to block multiple punts in the same season since 1960.

STEELERS-RAVENS SERIES HISTORY

- This week's game will mark the 52nd regular-season meeting and 56th overall meeting between the Steelers and Ravens.
- Pittsburgh owns a five-game advantage in the regular-season series (28-23) and a seven-game lead in the overall series (31-24)
- Pittsburgh won the last game in the series: Dec. 5, 2021 (20-19 in Pittsburgh)
- The Steelers won both of its games against Baltimore in 2020 after losing both in 2019.

INSIDE THE SERIES

CATEGORY	RECORD
Series History	Started in 1996
Overall	Steelers lead, 31-24
In Pittsburgh	Steelers lead, 19-11
At Baltimore	Ravens lead, 13-12
Neutral	n/a
Overall Regular Season	Steelers lead 28-23
In Pittsburgh	Steelers lead, 16-10
At Baltimore	Ravens lead, 13-12
Neutral	n/a
Streak	Pittsburgh won last three meetings
Last Regular-Season Game	W, 20-19 (Dec. 5, 2021 in Pittsburgh)
Postseason Series	Steelers lead, 3-1
In Pittsburgh	Steelers lead, 3-1
At Baltimore	n/a
Last Postseason Game	L, 30-17 (Jan. 3, 2015 at Pittsburgh)

2021 STATS COMPARISON

	STEELERS	RAVENS
Total Games	16	16
Total Drives	187	182
Total Drives per Game	11.7	11.4
First downs	304	374
Rushing 1st downs	80	145
Passing 1st downs	190	204
1st downs from penalties	34	25
3rd down eff. (Made-Att-Pct)	87-222-39%	79-211-37%
4th down eff. (Made-Att-Pct)	9-20-45%	17-25-68%
Total Net Yards	5,047	6,059
Avg. Yards per Game	315.4	378.7
Total Plays	1,038	1,114
Yards per play	4.9	5.4
Net Yards Rushing	1504	2230
Rush Attempts	381	481
Yards per rush	3.95	4.64
Net Yards Passing	3543	3829
Sacks-Yards lost	37-230	54-297
Gross Yards	3773	4126
Comp-Att-Pct	395-620-64%	380-579-66%
Yards per pass	5.71	6.61
Interceptions thrown	10	16
Punts (Num-Yds)	69-3049	64-2881
Punts blocked	0	0
Net Punting Avg Yds	38.1	38.1
Gross Punting Avg Yds	44.2	45.0

	STEELERS	RAVENS
Total Return Yds (no Kickoffs)	446	398
Punt Returns (Num-Yds)	38-341	25-360
Kickoff Returns (Num-Yds)	35-783	27-624
Int. Returns (Num-Yds)	11-105	8-38
Penalties-Yards	100-788	101-847
Turnovers	19	23
Fumbles lost	9	7
Interceptions thrown	10	16
Total Net Yards	5,047	6,059
Touchdowns	33	40
Rushing	10	17
Passing	22	21
Interceptions	0	1
Kickoff Returns	0	0
Fumble Returns	0	1
Punt Returns	0	0
Defensive/Special Teams TDs	1	2
Extra Points (Made-Att)	28-33	33-39
Kicking (Made-Att)	26-28	31-31
2Pt Conversions (Made-Att)	2-5	2-8
Safeties	0	0
Kickoffs (Num-EZ-TB)	83-55-40	86-55-46
Field Goals (Made-Att)	33-37	33-35
FGs Blocked - PATs Blocked	0-0	0-0
Goal to Go (Made-Att-Pct)	17-23-74%	24-32-75%
Red Zone (Made-Att-Pct)	26-47-55%	34-54-63%

ALL-TIME SERIES RESULTS				
Steelers lead, 31-24 (H: 19-11, A: 12-13)				
Date	Site	Wk	Gm	Result
2021-12-5	H	13	12	W, 20-19
2020-12-2	H	12	11	W, 19-14
2020-11-1	A	8	7	W, 28-24
2019-12-29	A	17	16	L, 28-10
2019-10-06	H	5	5	L, 26-23 (OT)
2018-11-04	A	9	8	W, 23-16
2018-09-30	H	4	4	L, 26-14
2017-12-10	H	14	13	W, 39-38
2017-10-01	A	4	4	W, 26-9
2016-12-25	H	16	15	W, 31-27
2016-11-06	A	9	8	L, 21-14
2015-12-27	A	16	15	L, 20-17
2015-10-01	H	4	4	L, 23-20 (OT)
2015-01-03	H	18	17	L, 30-17
2014-11-02	H	9	9	W, 43-23
2014-09-11	A	2	2	L, 26-6
2013-11-28	A	13	12	L, 22-20
2013-10-20	H	7	6	W, 19-16
2012-12-02	A	13	12	W, 23-20

ALL-TIME SERIES RESULTS				
Steelers lead, 31-24 (H: 19-11, A: 12-13)				
Date	Site	Wk	Gm	Result
2012-11-18	H	11	10	L, 13-10
2011-11-06	H	9	9	L, 23-20
2011-09-11	A	1	1	L, 35-7
2011-01-15	H	19	17	W, 31-24
2010-12-05	A	13	12	W, 13-10
2010-10-03	H	4	4	L, 17-14
2009-12-27	H	16	15	W, 23-20
2009-11-29	A	12	11	L, 20-17 (OT)
2009-01-18	H	20	18	W, 23-14
2008-12-14	A	15	14	W, 13-9
2008-09-29	H	4	4	W, 23-20 (OT)
2007-12-30	A	17	16	L, 27-21
2007-11-05	H	9	8	W, 38-7
2006-12-24	H	16	15	L, 31-7
2006-11-26	A	12	11	L, 27-0
2005-11-20	A	11	10	L, 16-13 (OT)
2005-10-31	H	8	7	W, 20-19
2004-12-26	H	16	15	W, 20-7
2004-09-19	A	2	2	L, 30-13

ALL-TIME SERIES RESULTS				
Steelers lead, 31-24 (H: 19-11, A: 12-13)				
Date	Site	Wk	Gm	Result
2003-12-28	A	17	16	L, 13-10 (OT)
2003-09-07	H	1	1	W, 34-15
2002-12-29	H	17	16	W, 34-31
2002-10-27	A	8	7	W, 31-18
2002-01-20	H	19	17	W, 27-10
2001-12-16	A	14	13	W, 26-21
2001-11-04	H	8	7	L, 13-10
2000-10-29	A	9	8	W, 9-6
2000-09-03	H	1	1	L, 16-0
1999-12-12	H	14	13	L, 31-24
1999-09-19	A	2	2	W, 23-20
1998-10-18	H	7	6	W, 16-6
1998-09-06	A	1	1	W, 20-13
1997-11-09	H	11	10	W, 37-0
1997-10-05	A	6	5	W, 42-34
1996-12-01	A	14	13	L, 31-17
1996-09-08	H	2	2	W, 31-17
indicates playoff game				

Steelers vs. Ravens Superlatives						
Passing Yards						
	Name	Date	Site	Gm	Wk	Result
506	Ben Roethlisberger	12/10/2017	H	13	14	W, 39-38
340	Ben Roethlisberger	11/2/2014	H	9	9	W, 43-23
334	Ben Roethlisberger	1/3/2015	H	17	18	L, 30-17
Pass Completions						
44	Ben Roethlisberger	12/10/2017	H	13	14	W, 39-38
31	Ben Roethlisberger	1/3/2015	H	17	18	L, 30-17
28	Ben Roethlisberger	11/4/2018	A	8	9	W, 23-16
	Ben Roethlisberger	11/28/2013	A	12	13	L, 22-20
Pass Attempts						
66	Ben Roethlisberger	12/10/2017	H	13	14	W, 39-38
47	Ben Roethlisberger	11/4/2018	A	8	9	W, 23-16
47	Ben Roethlisberger	9/30/2018	H	4	4	L, 26-14
Passing Touchdowns						
6	Ben Roethlisberger	11/2/2014	H	9	9	W, 43-23
5	Ben Roethlisberger	11/5/2017	H	8	9	W, 38-7
3	Tommy Maddox	9/7/2003	H	1	1	W, 34-15
	Ben Roethlisberger	12/25/2016	H	15	16	W, 31-27
	Kordell Stewart	10/5/1997	A	5	6	W, 42-34
Rushing Yards						
144	Le'Veon Bell	10/1/2017	A	4	4	W, 26-9
137	Jerome Bettis	10/5/1997	A	5	6	W, 42-34
129	Le'Veon Bell	10/1/2015	H	4	4	L, 23-20
Rushing Attempts						
35	Le'Veon Bell	10/1/2017	A	4	4	W, 26-9
28	Jerome Bettis	10/5/1997	A	5	6	W, 42-34
27	Jerome Bettis	12/26/2004	H	15	16	W, 20-7
Rushing Touchdowns						
2	Nine times					
	Most recently - Le'Veon Bell	10/1/2017	A	4	4	W, 26-9
Receptions						
11	Antonio Brown	11/2/2014	H	9	9	W, 43-23
	Antonio Brown	12/10/2017	H	13	14	W, 39-38
10	Antonio Brown	12/25/2016	H	15	16	W, 31-27
	Jesse James	12/10/2017	H	13	14	W, 39-38
Receiving Yards						
213	Antonio Brown	12/10/2017	H	13	14	W, 39-38
164	Plaxico Burress	12/16/2001	A	13	14	W, 26-21
162	Yancy Thigpen	10/5/1997	A	5	6	W, 42-34

Steelers vs. Ravens Superlatives						
Receiving Touchdowns						
2	Nine times					
	Most recently - Diontae Johnson	12/5/2021	H	13	12	W, 20-19
Scrimmage Yards						
213	Antonio Brown	12/10/2017	H	13	14	W, 39-38
186	Le'Veon Bell	10/1/2017	A	4	4	W, 26-9
165	Yancy Thigpen	10/5/1997	A	5	6	W, 42-34
All-Purpose Yards						
213	Antonio Brown	12/10/2017	H	13	14	W, 39-38
186	Le'Veon Bell	10/1/2017	A	4	4	W, 26-9
178	Richard Huntley	12/12/1999	H	13	14	L, 31-24
Tackles						
17	Lawrence Timmons	10/20/2013	H	6	7	W, 19-16
15	Lawrence Timmons	10/3/2010	H	4	4	L, 17-14
14	James Farrior	9/7/2003	H	1	1	W, 34-15
Sacks						
3.5	T.J. Watt	12/5/2021	H	13	12	W, 20-19
	James Harrison	11/5/2017	H	8	9	W, 38-7
3.0	James Harrison	1/15/2011	H	17	19	W, 31-24
	James Harrison	11/6/2011	H	9	9	L, 23-20
Interceptions						
2	Brent Alexander	1/20/2002	H	17	19	W, 27-10
	Dewayne Washington	9/19/1999	A	2	2	W, 23-20
Points Scored						
43	11/2/2014		H	9	9	W, 43-23
42	10/5/1997		A	5	6	W, 42-34
39	12/10/2017		H	13	14	W, 39-38
Fewest Points Allowed						
0	11/9/1997		H	11	10	W, 37-0
6	10/18/1998		H	7	6	W, 16-6
	10/29/2000		A	9	8	W, 9-6
Margin of Victory						
37	11/9/1997		H	11	10	W, 37-0
31	11/5/2007		H	9	8	W, 38-7
20	11/2/2014		H	9	9	W, 43-23
Margin of Defeat						
28	9/11/2011		A	1	1	L, 35-7
27	11/26/2006		A	12	11	L, 27-0



19

2021 WEEK 13
Baltimore Ravens 19, Pittsburgh Steelers 20
59,303 🌈 Heinz Field 🌈 Dec 5, 2021



20

Baltimore Ravens	0	7	3	9	—	19
Pittsburgh Steelers	0	3	0	17	—	20

SCORING DRIVES

TEAM	QTR	TIME	SCORING PLAY	BAL	PIT
Ravens	2	08:37	D.Freeman 3 yd. run (J.Tucker kick) (16-99,10:27)	7	0
Steelers	2	00:27	C.Boswell 53 yd. Field Goal (9-52, 1:21)	7	3
Ravens	3	07:24	J.Tucker 35 yd. Field Goal (10-41, 5:20)	10	3
Steelers	4	14:01	D.Johnson 29 yd. pass from B.Roethlisberger (kick failed, wl) (4-78, 1:38)	10	9
Ravens	4	11:51	J.Tucker 28 yd. Field Goal (5-51, 2:10)	13	9
Steelers	4	07:18	C.Boswell 43 yd. Field Goal (10-50, 4:33)	13	12
Steelers	4	01:48	D.Johnson 5 yd. pass from B.Roethlisberger (B.Roethlisberger-P.Freiermuth pass) (11-69, 4:33)	13	20
Ravens	4	00:12	S.Watkins 6 yd. pass from L.Jackson (pass failed) (8-60, 1:36)	19	20

BALTIMORE RAVENS

PASSING	ATT	CP	YDS	SK/YD	TD	LG	INT	RTG
Lamar Jackson	37	23	253	7/34	1	29	1	80.1
TOTAL	37	23	253	7/34	1	29	1	80.1

RUSHING	ATT	YDS	AVG	LG	TD
Lamar Jackson	8	55	6.9	13	0
Devonta Freeman	14	52	3.7	18	1
Lataavius Murray	2	1	0.5	3	0
Nate McCrary	1	-1	-1.0	-1	0
TOTAL	25	107	4.3	18	1

RECEIVING	NO	YDS	AVG	LG	TD
Marquise Brown	5	55	11.0	22	0
Devonta Freeman	5	45	9.0	15	0
Mark Andrews	4	50	12.5	29	0
Sammy Watkins	4	39	9.8	15	1
Lataavius Murray	2	34	17.0	18	0
Devin Duvernay	2	21	10.5	18	0
Patrick Ricard	1	9	9.0	9	0
TOTAL	23	253	11.0	29	1

TOP DEFENSE	TOT	SOLO	AST	SCK	YDS	INT
Brandon Williams	11	6	5	0.0	0.0	0
Brandon Stephens	7	5	2	0.0	0.0	0
Josh Bynes	7	3	4	0.0	0.0	0

FIELD GOALS	FGM/FGA	PERCENT	RESULTS
Justin Tucker	2-2	100.0	(35, 28)
TOTAL	2-2	100.0	

PITTSBURGH STEELERS

PASSING	ATT	CP	YDS	SK/YD	TD	LG	INT	RTG
Ben Roethlisberger	31	21	236	1/0	2	40	0	111.8
TOTAL	31	21	236	1/0	2	40	0	111.8

RUSHING	ATT	YDS	AVG	LG	TD
Najee Harris	21	71	3.4	13	0
Benny Snell Jr.	2	13	6.5	8	0
Chase Claypool	1	2	2.0	2	0
Ben Roethlisberger	1	-1	-1.0	-1	0
TOTAL	25	85	3.4	13	0

RECEIVING	NO	YDS	AVG	LG	TD
Diontae Johnson	8	105	13.1	29t	2
Najee Harris	5	36	7.2	18	0
Pat Freiermuth	3	26	8.7	17	0
Chase Claypool	2	52	26.0	40	0
Zach Gentry	2	10	5.0	5	0
Ray-Ray McCloud	1	7	7.0	7	0
TOTAL	21	236	11.2	40	2

TOP DEFENSE	TOT	SOLO	AST	SCK	YDS	INT
Minkah Fitzpatrick	9	7	2	0.0	0.0	1
Joe Schobert	7	6	1	0.0	0.0	0
T.J. Watt	6	5	1	3.5	12.0	0

FIELD GOALS	FGM/FGA	PERCENT	RESULTS
Chris Boswell	2-2	100.0	(53, 43)
TOTAL	2-2	100.0	

Team Statistics

First Downs	22	17
3rd-Down Eff. (Made/Att/Pct)	8/16/50%	5/12/42%
4th-Down Eff. (Made/Att/Pct)	0/0/0%	0/0/0%
Total Net Yards	326	321
Total Plays	69	57
Yards Per Play	4.7	5.6
Rushes/Net Yards	25/107	25/85
Net Passing	219	236
Pass Attempts/Completions	37/23	31/21
Had Intercepted	1	0
Sacked/Yards Lost	7/34	1/0
Punts/Average	4/50.8	5/43.4
Penalties/Yards	10/55	5/81
Fumbles/Lost	1/0	0/0
Possession Time	36:30	23:30

Ravens Steelers

AMERICAN FOOTBALL CONFERENCE												
EAST DIVISION												
TEAM	W	L	T	PCT	PF	PA	NET PTS	HOME	AWAY	CONF	DIV	STREAK
New England Patriots	10	6	0	.625	438	270	168	4-5-0	6-1-0	8-3-0	3-2-0	Won 1
Buffalo Bills	10	6	0	.625	456	279	177	5-3-0	5-3-0	6-5-0	4-1-0	Won 3
Miami Dolphins	8	8	0	.500	308	349	-41	5-3-0	3-5-0	5-6-0	3-2-0	Lost 1
New York Jets	4	12	0	.250	300	477	-177	3-6-0	1-6-0	4-7-0	0-5-0	Lost 1
NORTH DIVISION												
TEAM	W	L	T	PCT	PF	PA	NET PTS	HOME	AWAY	CONF	DIV	STREAK
Cincinnati Bengals	10	6	0	.625	444	355	89	5-4-0	5-2-0	8-3-0	4-1-0	Won 3
Pittsburgh Steelers	8	7	1	.531	327	385	-58	6-2-1	2-5-0	6-5-0	3-2-0	Won 1
Baltimore Ravens	8	8	0	.500	374	376	-2	5-3-0	3-5-0	5-6-0	1-4-0	Lost 5
Cleveland Browns	7	9	0	.438	328	355	-27	5-3-0	2-6-0	4-7-0	2-3-0	Lost 3
SOUTH DIVISION												
TEAM	W	L	T	PCT	PF	PA	NET PTS	HOME	AWAY	CONF	DIV	STREAK
Tennessee Titans	11	5	0	.688	391	329	62	7-2-0	4-3-0	7-4-0	4-1-0	Won 2
Indianapolis Colts	9	7	0	.563	440	339	101	4-5-0	5-2-0	7-4-0	3-2-0	Lost 1
Houston Texans	4	12	0	.250	255	424	-169	2-6-0	2-6-0	4-7-0	3-2-0	Lost 1
Jacksonville Jaguars	2	14	0	.125	227	446	-219	2-6-0	0-8-0	2-9-0	0-5-0	Lost 8
WEST DIVISION												
TEAM	W	L	T	PCT	PF	PA	NET PTS	HOME	AWAY	CONF	DIV	STREAK
Kansas City Chiefs	11	5	0	.688	452	340	112	7-2-0	4-3-0	6-5-0	4-1-0	Lost 1
Los Angeles Chargers	9	7	0	.563	442	424	18	5-4-0	4-3-0	6-5-0	3-2-0	Won 1
Las Vegas Raiders	9	7	0	.563	339	407	-68	4-4-0	5-3-0	7-4-0	2-3-0	Won 3
Denver Broncos	7	9	0	.438	311	294	17	4-4-0	3-5-0	3-8-0	1-4-0	Lost 3
NATIONAL FOOTBALL CONFERENCE												
EAST DIVISION												
TEAM	W	L	T	PCT	PF	PA	NET PTS	HOME	AWAY	CONF	DIV	STREAK
Dallas Cowboys	11	5	0	.688	479	332	147	5-3-0	6-2-0	9-2-0	5-0-0	Lost 1
Philadelphia Eagles	9	7	0	.563	418	334	84	3-4-0	6-3-0	7-4-0	3-2-0	Won 4
Washington Football Team	6	10	0	.375	313	427	-114	3-5-0	3-5-0	5-6-0	1-4-0	Lost 4
New York Giants	4	12	0	.250	251	394	-143	3-4-0	1-8-0	3-8-0	1-4-0	Lost 5
NORTH DIVISION												
TEAM	W	L	T	PCT	PF	PA	NET PTS	HOME	AWAY	CONF	DIV	STREAK
Green Bay Packers	13	3	0	.813	420	334	86	8-0-0	5-3-0	9-2-0	4-1-0	Won 5
Minnesota Vikings	7	9	0	.438	394	409	-15	4-3-0	3-6-0	5-6-0	3-2-0	Lost 2
Chicago Bears	6	10	0	.375	294	376	-82	3-5-0	3-5-0	4-7-0	2-3-0	Won 2
Detroit Lions	2	13	1	.156	288	437	-149	2-5-0	0-8-1	2-9-0	1-4-0	Lost 2
SOUTH DIVISION												
TEAM	W	L	T	PCT	PF	PA	NET PTS	HOME	AWAY	CONF	DIV	STREAK
Tampa Bay Buccaneers	12	4	0	.750	470	336	134	6-1-0	6-3-0	7-4-0	3-2-0	Won 2
New Orleans Saints	8	8	0	.500	334	315	19	3-5-0	5-3-0	6-5-0	3-2-0	Won 1
Atlanta Falcons	7	9	0	.438	293	429	-136	2-5-0	5-4-0	4-7-0	2-3-0	Lost 1
Carolina Panthers	5	11	0	.313	287	363	-76	2-6-0	3-5-0	3-8-0	2-3-0	Lost 6
WEST DIVISION												
TEAM	W	L	T	PCT	PF	PA	NET PTS	HOME	AWAY	CONF	DIV	STREAK
Los Angeles Rams	12	4	0	.750	436	345	91	5-2-0	7-2-0	8-3-0	3-2-0	Won 5
Arizona Cardinals	11	5	0	.688	419	328	91	3-4-0	8-1-0	7-4-0	4-1-0	Won 1
San Francisco 49ers	9	7	0	.563	400	341	59	4-4-0	5-3-0	6-5-0	1-4-0	Won 1
Seattle Seahawks	6	10	0	.375	357	336	21	3-5-0	3-5-0	3-8-0	2-3-0	Won 1

STEELERS 2021 REGULAR SEASON RECORD WHEN...

CATEGORY	2021 SEASON W-L	CATEGORY	2021 SEASON W-L
STEELERS AT HEINZ FIELD	6-2	IN SEPTEMBER	1-2
STEELERS ON THE ROAD	2-5	IN OCTOBER	3-1
STEELERS ON GRASS	7-4	IN NOVEMBER	1-2
STEELERS ON ARTIFICIAL TURF	1-3	IN DECEMBER	2-2
STEELERS IN DOMES	0-0	IN JANUARY	1-0
STEELERS IN RETRACTABLE ROOF STADIUMS	0-0		
STEELERS OUTDOORS	2-0	ON SUNDAY NIGHT	1-1
STEELERS INDOORS	0-0	ON THURSDAY NIGHT	0-1
HEINZ FIELD ROOF OPEN	0-0	ON MONDAY NIGHT	2-0
HEINZ FIELD ROOF CLOSED	0-0	ON SATURDAY	0-0
STEELERS SCORE FIRST	4-2	DAY GAMES	5-5
OPPONENT SCORES FIRST	4-5	KICKOFF AT 12:00 EST	0-0
STEELERS SCORE ON FIRST POSSESSION	2-2	KICKOFF AT 3:00/3:05/3:15/3:35 EST	0-0
STEELERS SCORE 20 OR MORE POINTS	6-2	NIGHT GAMES	3-2
STEELERS SCORE 19 OR LESS POINTS	2-5		
STEELERS ALLOW 20 OR MORE	2-7	VS. AFC NORTH OVERALL	3-2
STEELERS ALLOW 19 OR LESS POINTS	6-0	VS. AFC NORTH AT HOME	2-1
		VS. AFC NORTH ON THE ROAD	1-1
STEELERS LEAD AFTER 1ST QUARTER	2-1	VS. AFC	6-5
STEELERS TRAIL AFTER 1ST QUARTER	3-6	VS. AFC EAST	1-0
SCORE TIED AFTER 1ST QUARTER	3-0	VS. AFC SOUTH	1-0
STEELERS LEAD AT HALFTIME	4-0	VS. AFC WEST	1-3
STEELERS TRAIL AT HALFTIME	3-7		
SCORE TIED AT HALFTIME	1-0	VS. NFC	2-2
STEELERS LEAD AFTER 3RD QUARTER	4-0	VS. NFC EAST	0-0
STEELERS TRAIL AFTER 3RD QUARTER	4-7	VS. NFC SOUTH	0-0
SCORE TIED AFTER 3RD QUARTER	0-0	VS. NFC NORTH	1-2
GAME GOES TO OVERTIME	1-0	VS. NFC WEST	1-0
STEELERS HAVE + TURNOVER RATIO	6-2		
STEELERS HAVE - TURNOVER RATIO	0-5		
TURNOVER RATIO EVEN	2-0		
STEELERS HAVE 30:00+TOP	5-1		
STEELERS HAVE LESS THAN 30:00 TOP	3-6		
STEELERS HAVE 100-YARD RUSHER	2-0		
STEELERS HAVE 300 NET PASSING YARDS	0-0		
STEELERS HAVE 1 100-YARD RECEIVER	2-3		
STEELERS HAVE 2 100-YARD RECEIVERS	0-0		
STEELERS WIN COIN TOSS	4-2		
STEELERS LOSE COIN TOSS	4-5		

NO.	NAME	POS	HT	WT	DOB	EXP	COLLEGE	HOMETOWN	HOW ACQ
57	Adams Sr., Montravius	DT	6-4	304	7/24/1995	5	Auburn		FA '21
27	Allen, Marcus	LB	6-2	215	8/7/1996	2	Penn State	Silver Spring, MD	D5a '18
29	Ballage, Kalen	RB	6-2	231	12/22/1995	4	Arizona State	Falcon, Colo.	FA '20
72	Banner, Zach	DT	6-8	335	12/25/1993	5	USC	Lakewood, WA	FA '19
9	Boswell, Chris	K	6-2	185	3/16/1991	7	Rice	Fort Worth, TX	FA '15
96	Bugs, Isaiah	DE	6-3	295	8/24/1996	3	Alabama	Ruston, LA	D6b '19
55	Bush, Devin	LB	5-11	234	7/18/1998	3	Michigan	Pembroke Pines, FL	D1 '19
98	Charlton, Taco	DE	6-6	270	11/7/1994	5	Michigan	Pickerington, OH	FA '21
11	Claypool, Chase	WR	6-4	238	7/7/1998	2	Notre Dame	Abbotsford, British Columbia, Canada	D2 '20
73	Davis, Carlos	DT	6-2	320	8/22/1996	2	Nebraska	Blue Springs, MO	D7 '20
34	Edmunds, Terrell	S	6-1	217	1/20/1997	4	Virginia Tech	Danville, VA	D1 '18
39	Fitzpatrick, Minkah	S	6-1	207	11/17/1996	4	Alabama	Old Bridge, NJ	TR '19 (MIA)
88	Freiermuth, Pat	TE	6-5	258	10/25/1998	8	Penn State	Merimac, MA	D2 '21
81	Gentry, Zach	TE	6-8	265	9/10/1996	3	Michigan	Albuquerque, NM	D5 '19
54	Gilbert III, Ulysees	ILB	6-0	230	8/9/1997	3	Akron	Ocala, FL	D6c '19
53	Green, Kendrick	C	6-4	315	12/22/1998	R	Illinois	Peoria, IL	D3 '21
71	Haeg, Joe	T	6-6	298	3/11/1993	6	North Dakota State	Lake Shore, MN	UFA '21
22	Harris, Najee	RB	6-1	232	3/9/1998	R	Alabama	Antioch, CA	D1 '21
6	Harvin III, Pressley	P	6-0	255	9/17/1998	R	Georgia Tech	Alcoul, SC	D7b '21
3	Haskins, Dwayne	QB	6-4	230	5/3/1997	3	Ohio State	Highland Park, NJ	FA '21
60	Hassenaue, J.C.	C	6-2	295	9/15/1995	2	Alabama	Woodbury, MN	FA '19
97	Heyward, Cameron	DT	6-5	295	5/6/1989	11	Ohio State	Pittsburgh, PA	D1 '11
56	Highsmith, Alex	LB	6-4	242	8/7/1997	2	Charlotte	Wilmington, NC	D3 '20
45	Johnson, Buddy	DE	6-2	240	2/27/1999	R	Texas A&M	Dallas, TX	D4b '21
18	Johnson, Dontae	WR	5-10	183	7/5/1996	3	Toledo	Ruskin, FL	D3a '19
28	Killebrew, Miles	S	6-2	222	5/10/1993	6	Southern Utah	Henderson, NV	D4 '16
46	Kuntz, Christian	LS	6-1	228	4/13/1994	1	Duquesne	Pittsburgh, PA	FA '20
31	Layne, Justin	CB	6-2	192	1/12/1998	3	Michigan State	Cleveland, OH	D3b '19
77	Leglue, John	OL	6-7	310	4/7/1996	1	Tulane	Alexandria, LA	FA '20
92	Loudermilk, Isaiah	DE	6-7	240	10/10/1997	R	Wisconsin	Howard, KN	D5 '21
35	Maulet, Arthur	CB	5-10	190	7/13/1993	5	Memphis	New Orleans, LA	FA '21
14	McCloud, Ray-Ray	WR	5-9	190	10/15/1996	4	Clemson	Tampa, FL	FA '20
96	McFarland Jr., Anthony	RB	5-8	193	3/4/1999	2	Maryland	Hyattsville, MD	D4a '20
29	Mondeaux, Henry	DE	6-4	280	9/19/1995	2	Oregon	Portland, OR	D4b '21
65	Moore Jr., Dan	OT	6-5	315	9/28/1998	R	Texas A&M	Beaumont, TX	D4c '21
21	Norwood, Tre	DB	6-0	194	4/19/1999	R	Oklahoma	Fort Smith, AR	D7a '21
76	Okoroafor, Chukwuma	OL	6-6	320	8/8/1997	4	Western Michigan	Southfield, MI	D3b '18
42	Pierre, James	CB	6-2	185	9/16/1996	2	Florida Atlantic	Deerfield Beach, FL	UFA '20
87	Rader, Kevin	TE	6-4	250	4/26/1995	1	Youngstown State	Pittsburgh, PA	FA '19
7	Roethlisberger, Ben	QB	6-5	240	3/2/1982	18	Miami (OH)	Findlay, OH	D1 '04
2	Rodolph, Mason	QB	6-5	235	6/17/1995	4	Oklahoma State	Rock Hill, SC	D3a '18
30	Scales, Teyray	LB	6-0	227	5/10/1996	1	Indiana	Cincinnati, OH	FA '20
93	Schobert, Joe	LB	6-1	240	11/6/1993	6	Wisconsin	Waukesha, Wis.	TR '21 (JAX)
41	Snell Jr., Benny	RB	5-10	224	2/26/1998	3	Kentucky	Columbus, OH	D4 '19
24	Spillane, Robert	LB	6-1	229	12/14/1995	3	Western Michigan	Oak Park, IL	FA '19
20	Sutton, Cameron	CB	5-11	188	2/27/1995	5	Tennessee	Jonesboro, GA	D3a '17
51	Turner, Trai	G	6-3	315	6/14/1993	8	Louisiana State	New Orleans, LA	FA '21
48	Tuszka, Derrek	OLB	6-5	246	7/11/1996	2	North Dakota State	Warner, S.D.	D7b '20
10	Waltman, Corliss	P	6-2	210	12/31/1969	R	South Alabama		UFA '20
13	Washington, James	WR	5-11	213	4/2/1996	4	Oklahoma State	Stamford, TX	D2 '18
44	Watt, Derek	FB	6-2	234	11/7/1992	6	Wisconsin	Pewaukee, WI	UFA '20
90	Watt, T.J.	LB	6-4	252	10/11/1994	5	Wisconsin	Pewaukee, WI	D1 '17
15	White, Cody	WR	6-3	215	11/28/1998	1	Michigan State	Novi, MI	FA '20
25	Witherspoon, Ahkello	CB	6-2	195	3/21/1995	5	Colorado	Sacramento, CA	TR '21 (SEA)
95	Wormley, Chris	DL	6-5	300	10/25/1993	5	Michigan	Toledo, OH	TR '20 (BAL)
Injured Reserve (7)									
94	Alualu, Tyson	DE	6-3	304	5/12/1987	11	California	Honolulu, HI	UFA '17
93	Christmas, Demarcus	DT	6-3	302	7/4/1995	1	Florida State	Sarasota, FL	FA '20
5	Dobbs, Joshua	QB	6-3	210	1/26/1995	4	Tennessee	Alpharetta, GA	D4 '17
85	Ebron, Eric	TE	6-4	253	4/10/1993	8	North Carolina	Newark, NJ	UFA '20
67	Finney, B.J.	C/G	6-4	318	10/26/1991	6	Kansas State	Wichita, KS	UFA '15
19	Smith-Schuster, JuJu	WR	6-1	215	11/22/1996	5	USC	Long Beach, CA	D2 '17
91	Tuitt, Stephen	DE	6-6	303	5/23/1993	8	Notre Dame	Miami, FL	D2 '14
Injured Reserve - Designated For Return (1)									
69	Dotson, Kevin	OL	6-4	321	9/18/1996	2	Louisiana	Plaquemine, LA	D4b '20
Practice Squad (15)									
84	Bussey, Rico	WR	6-2	190	2/25/1998	R	Hawaii	Lawton, OK	UFA '21
79	Coward, Rashad	OL	6-5	319	11/6/1994	4	Old Dominion	Brooklyn, NY	FA '21
68	Davis, Khalil	DT	6-1	308	8/22/1996	2	Nebraska	Blue Springs, MO	W-21 (TB)
33	Edmunds, Trey	RB	6-2	223	12/30/1994	3	Maryland	Danville, VA	UFA '18
74	Green, Chaz	T	6-5	318	4/8/1992	6	Florida	Tampa, FL	UFA '21
8	Joseph, Karl	S	5-10	200	9/8/1993	6	West Virginia	Orlando, Fla.	FA '21
17	Miller, Anthony	WR	5-11	199	10/9/1994	4	Memphis	Memphis, Tenn.	FA '21
44	Pridgeon, Malcolm	G	6-7	310	1/20/1995	R	Ohio State	Central Islip, N.Y.	FA '21
50	Scott, Delontae	LB	6-5	246	1/21/1997	1	SMU	Irving, Texas	FA '20
38	Simon, John	LB	6-2	260	10/14/1990	9	Ohio State	Youngstown, Ohio	FA '21
82	Sims, Steven	WR	5-10	176	3/31/1997	2	Kansas	Houston, TX	FA '21
40	Stephens, Linden	DB	6-0	193	3/21/1995	3	Cincinnati	Euclid, OH	FA '21
89	Sternberger, Jace	TE	6-4	251	6/26/1996	3	Texas A&M	Kingfisher, Okla.	D3-19
37	Stiner, Donovan	S	6-2	210	2/11/1999	R	Florida	Houston, TX	UFA '21
80	Vaughns, Tyler	WR	6-2	184	6/1/1997	R	USC	Pasadena, CA	FA '21
Reserve/COVID-19 (1)									
23	Haden, Joe	CB	5-11	195	4/14/1989	12	Florida	Fort Washington, MD	FA '17
Reserve/Retired (1)									
98	Williams, Vince	LB	6-1	233	12/27/1989	9	Florida State	Davenport, FL	D6b '13

NO.	NAME	POS	HT	WT	DOB	EXP	COLLEGE	HOMETOWN	HOW ACQ
2	Rudolph, Mason	QB	6-5	235	6/17/1995	4	Oklahoma State	Rock Hill, SC	D3a '18
3	Haskins, Dwayne	QB	6-4	230	5/2/1997	3	Ohio State	Highland Park, NJ	FA '21
6	Harrin III, Presley	P	6-0	255	9/17/1988	8	Georgia Tech	Alcofu, SC	D7b '21
6	Roethlisberger, Ben	QB	6-5	240	3/2/1982	18	Miami (OH)	Findlay, OH	D1 '04
9	Boswell, Chris	K	6-2	185	3/16/1991	7	Rice	Fort Worth, TX	FA '15
10	Waltman, Corliss	P	6-2	210	12/31/1969	8	South Alabama		UDFA '20
11	Claypool, Chase	WR	6-4	238	7/7/1998	2	Notre Dame	Abbotsford, British Columbia, Canada	D2 '20
13	Washington, James	WR	5-11	213	4/2/1996	4	Oklahoma State	Stamford, TX	D2 '18
14	McCloud, Ray-Ray	WR	5-9	190	10/15/1996	4	Clemson	Tampa, FL	FA '20
15	White, Cody	WR	6-3	215	11/28/1998	1	Michigan State	Novi, MI	FA '20
18	Johnson, Dontae	WR	5-10	183	7/5/1996	3	Toledo	Ruskin, FL	D3a '19
20	Sutton, Cameron	CB	5-11	188	2/27/1995	5	Tennessee	Jonesboro, GA	D3a '17
21	Norwood, Tre	DB	6-0	194	4/19/1999	8	Oklahoma	Fort Smith, AR	D7a '21
22	Harris, Najee	RB	6-1	232	3/9/1998	8	Alabama	Antioch, CA	D1 '21
24	Snell Jr., Benny	RB	5-10	224	2/26/1998	3	Kentucky	Columbus, OH	D4 '19
25	Witherspoon, Ahkello	CB	6-2	195	3/21/1995	5	Colorado	Sacramento, CA	TR '21 (SEA)
26	McFarland Jr., Anthony	RB	5-8	193	3/4/1999	2	Maryland	Hyattsville, MD	D4a '20
27	Allen, Marcus	LB	6-2	215	8/7/1996	2	Penn State	Silver Spring, MD	D5a '18
28	Killebrew, Miles	S	6-2	222	5/10/1993	6	Southern Utah	Henderson, NV	D4 '16
29	Ballage, Kalen	RB	6-2	231	12/22/1995	4	Arizona State	Falcon, Colo.	FA '20
30	Scales, Tegray	LB	6-0	227	5/10/1996	1	Indiana	Cincinnati, OH	FA '20
31	Layne, Justin	CB	6-2	192	1/12/1998	3	Michigan State	Cleveland, OH	D3b '19
34	Edmonds, Terrell	S	6-1	217	1/20/1997	4	Virginia Tech	Danville, VA	D1 '18
35	Maulud, Arthur	CB	5-10	190	7/13/1993	5	Memphis	New Orleans, LA	FA '21
39	Fitzpatrick, Minkah	S	6-1	207	11/17/1996	4	Alabama	Old Bridge, NJ	TR '19 (MIA)
41	Spillane, Robert	LB	6-1	229	12/14/1995	3	Western Michigan	Oak Park, IL	FA '19
42	Pierre, James	CB	6-2	185	9/16/1996	2	Florida Atlantic	Deerfield Beach, FL	UDFA '20
44	Watt, Derek	FB	6-2	234	11/7/1992	6	Wisconsin	Pewaukee, WI	UFA '20
45	Johnson, Buddy	LB	6-2	240	2/27/1999	8	Texas A&M	Dallas, TX	D4b '21
46	Kuntz, Christian	LS	6-1	228	4/13/1994	1	Duquesne	Pittsburgh, PA	FA '20
48	Tuszka, Derek	OLB	6-5	246	7/11/1996	2	North Dakota State	Warner, S.D.	D7b '20
51	Turner, Trai	G	6-3	315	6/14/1993	8	Louisiana State	New Orleans, LA	FA '21
53	Green, Kendrick	C	6-4	315	12/22/1998	8	Illinois	Peoria, IL	D3 '21
54	Gilbert III, Ulysees	ILB	6-0	230	8/9/1997	3	Akron	Ocala, FL	D6c '19
55	Bush, Devin	LB	5-11	234	7/18/1998	3	Michigan	Pembroke Pines, FL	D1 '19
56	Highsmith, Alex	LB	6-4	242	8/7/1997	2	Charlotte	Wilmington, NC	D3 '20
57	Adams Sr., Montravius	DT	6-4	304	7/24/1995	5	Auburn		FA '21
60	Hassenaue, J.C.	C	6-2	295	9/15/1995	2	Alabama	Woodbury, MN	FA '19
65	Moore Jr., Dan	OT	6-5	315	9/28/1998	8	Texas A&M	Beaumont, TX	D4a '21
71	Haeg, Joe	T	6-6	298	3/11/1993	6	North Dakota State	Lake Shore, MN	UFA '21
72	Banner, Zach	OT	6-8	335	12/25/1993	5	USC	Lakewood, WA	FA '19
73	Davis, Carlos	DT	6-2	320	8/22/1996	2	Nebraska	Blue Springs, MO	D7 '20
76	Okorafor, Chukwuma	OL	6-6	320	8/8/1997	4	Western Michigan	Southfield, MI	D3b '18
77	Legue, John	OL	6-7	310	4/17/1996	1	Tulane	Alexandria, LA	FA '20
81	Gentry, Zach	TE	6-8	265	9/10/1996	3	Michigan	Albuquerque, NM	D5 '19
87	Rader, Kevin	TE	6-4	250	4/26/1995	1	Youngstown State	Pittsburgh, PA	FA '19
88	Freiermuth, Pat	TE	6-5	258	10/25/1998	8	Penn State	Merrimac, MA	D2 '21
90	Watt, T.J.	LB	6-4	252	10/11/1994	5	Wisconsin	Pewaukee, WI	D1 '17
92	Loudermilk, Isaiahh	DE	6-7	240	10/10/1997	8	Wisconsin	Howard, KN	D5 '21
93	Schobert, Joe	LB	6-1	240	11/6/1993	6	Wisconsin	Waukesha, Wis.	TR '21 (JAX)
95	Wormley, Chris	DL	6-5	300	10/25/1993	5	Michigan	Toledo, OH	TR '20 (BAL)
96	Buggs, Isaiah	DE	6-3	295	8/24/1996	3	Alabama	Ruston, LA	D6b '19
97	Heyward, Cameron	DT	6-5	295	5/6/1998	11	Ohio State	Pittsburgh, PA	D1 '11
98	Charlton, Taco	DE	6-6	270	11/7/1994	5	Michigan	Pickerington, OH	FA '21
99	Mondeaux, Henry	DE	6-4	280	9/19/1995	2	Oregon	Portland, OR	FA '19

Practice Squad (15)

8	Joseph, Karl	S	5-10	200	9/8/1993	6	West Virginia	Orlando, Fla.	FA '21
17	Miller, Anthony	WR	5-11	199	10/9/1994	4	Memphis	Memphis, Tenn.	FA '21
13	Edmunds, Trey	RB	6-2	223	12/30/1994	3	Maryland	Danville, VA	UDFA '18
37	Stiner, Donovan	S	6-2	210	2/11/1999	8	Florida	Houston, TX	UDFA '21
38	Simon, John	LB	6-2	260	10/14/1990	9	Ohio State	Youngstown, Ohio	FA '21
40	Stephens, Linden	DB	6-0	193	3/21/1995	3	Cincinnati	Euclid, OH	FA '21
54	Scott, Delontae	LB	6-5	246	1/21/1997	1	SMU	Irvine, Texas	FA '20
60	Pridgeon, Malcolm	G	6-7	310	1/20/1995	8	Ohio State	Central Islip, N.Y.	FA '20
68	Davis, Khalil	DT	6-1	308	8/22/1992	2	Nebraska	Blue Springs, MO	W-21 (TB)
74	Green, Chaz	T	6-5	318	4/8/1992	6	Florida	Tampa, FL	UFA '21
79	Coward, Rashad	OL	6-5	319	11/6/1994	4	Old Dominion	Brooklyn, NY	FA '21
80	Vaughns, Tyler	WR	6-2	184	6/1/1997	8	USC	Pasadena, CA	FA '21
82	Sims, Steven	WR	5-10	176	3/31/1997	2	Kansas	Houston, TX	FA '21
84	Bussey, Rico	WR	6-2	190	2/25/1998	8	Hawaii	Lawton, OK	UDFA '21
89	Sternberger, Jace	TE	6-4	251	6/26/1996	3	Texas A&M	Kingfisher, Okla.	D3 '19

Injured Reserve - Designated For Return (1)

69	Dotson, Kevin	OL	6-4	321	9/18/1996	2	Louisiana	Plaquemine, LA	D4b '20
----	---------------	----	-----	-----	-----------	---	-----------	----------------	---------

Injured Reserve (7)

5	Dobbs, Joshua	QB	6-3	210	1/26/1995	4	Tennessee	Alpharetta, GA	D4 '17
19	Smith-Schuster, JuJu	WR	6-1	215	11/22/1996	5	USC	Long Beach, CA	D2 '17
67	Finney, B.J.	C/G	6-4	318	10/26/1991	6	Kansas State	Wichita, KS	UDFA '15
85	Ebron, Eric	TE	6-4	253	4/10/1993	8	North Carolina	Newark, NJ	UFA '20
91	Tuitt, Stephon	DE	6-6	303	5/23/1993	8	Notre Dame	Miami, FL	D2 '14
93	Christmas, Demarcus	DT	6-3	302	7/4/1995	1	Florida State	Sarasota, FL	FA '20
94	Alualu, Tyson	DE	6-3	304	5/12/1987	11	California	Honolulu, HI	UFA '17

Reserve/COVID-19 (1)

23	Haden, Joe	CB	5-11	195	4/14/1989	12	Florida	Fort Washington, MD	FA '17
----	------------	----	------	-----	-----------	----	---------	---------------------	--------

QUARTERBACKS (3)

2 Mason Rudolph	QB	3 Dwayne Haskins	QB
7 Ben Roethlisberger	QB		

RUNNING BACKS (5)

22 Najee Harris	RB	24 Benny Snell Jr.	RB
26 Anthony McFarland Jr.	RB	29 Kalen Ballage	RB
44 Derek Watt	FB		

WIDE RECEIVERS (5)

11 Chase Claypool	WR	13 James Washington	WR
14 Ray-Ray McCloud	WR	15 Cody White	WR
18 Diontae Johnson	WR		

TIGHT ENDS (3)

81 Zach Gentry	TE	87 Kevin Rader	TE
88 Pat Freiermuth	TE		

OFFENSIVE LINE (8)

51 Trai Turner	G	53 Kendrick Green	C
60 J.C. Hassenauer	C	65 Dan Moore Jr.	OT
71 Joe Haeg	T	72 Zach Banner	OT
76 Chukwuma Okorafor	OL	77 John Leglue	OL

LINEBACKERS (10)

27 Marcus Allen	LB	30 Tegray Scales	LB
41 Robert Spillane	LB	45 Buddy Johnson	LB
48 Derrek Tuszka	OLB	54 Ulysees Gilbert III	ILB
55 Devin Bush	LB	56 Alex Highsmith	LB
90 T.J. Watt	LB	93 Joe Schobert	LB

DEFENSIVE BACKS (9)

20 Cameron Sutton	CB	21 Tre Norwood	DB
25 Ahkello Witherspoon	CB	28 Miles Killebrew	S
31 Justin Layne	CB	34 Terrell Edmunds	S
35 Arthur Maulet	CB	39 Minkah Fitzpatrick	S
42 James Pierre	CB		

DEFENSIVE LINE (8)

57 Montravius Adams Sr.	DT	73 Carlos Davis	DT
92 Isaiahh Loudermilk	DE	95 Chris Wormley	DL
96 Isaiah Buggs	DE	97 Cameron Heyward	DT
98 Taco Charlton	DE	99 Henry Mondeaux	DE

SPECIALISTS (4)

6 Pressley Harvin III	P	9 Chris Boswell	K
10 Corliss Waitman	P	46 Christian Kuntz	LS

2021 PITTSBURGH STEELERS EXPERIENCE (AS OF JANUARY 9, 2022)


	NO	NAME	POS	HT	WT	DOB	AGE	EXP	COLLEGE	HOMETOWN	HOW ACQ	GP	GS	DPN	INA
7	Ben Roethlisberger	QB	6-5	240	03/02/82	39	18	18	Miami (OH)	Findlay, OH	D1 '04	15	15	0	0
23	Joe Haden	CB	5-11	195	04/14/89	32	12	12	Florida	Fort Washington, MD	FA '17	11	11	0	5
97	Cameron Heyward	DT	6-5	295	05/06/89	32	11	11	Ohio State	Pittsburgh, PA	D1 '11	16	16	0	0
94	Tyson Alualu	DE	6-3	304	05/12/87	34	11	11	California	Honolulu, HI	UFA '17	2	2	0	0
38	John Simon	LB	6-2	260	10/14/90	31	9	9	Ohio State	Youngstown, Ohio	FA'21	3	0	0	3
85	Eric Ebron	TE	6-4	253	04/10/93	28	8	8	North Carolina	Newark, NJ	UFA '20	8	3	0	2
91	Stephon Tuitt	DE	6-6	303	05/23/93	28	8	8	Notre Dame	Miami, FL	D2 '14	0	0	0	0
51	Trai Turner	G	6-3	315	06/14/93	28	8	8	Louisiana State	New Orleans, LA	FA'21	16	16	0	0
9	Chris Boswell	K	6-2	185	03/16/91	30	7	7	Rice	Fort Worth, TX	FA '15	16	0	0	0
67	B.J. Finney	C/G	6-4	318	10/26/91	30	6	6	Kansas State	Wichita, KS	UDFA '15	7	2	4	2
74	Chaz Green	T	6-5	318	04/08/92	29	6	6	Florida	Tampa, FL	UFA '21	2	0	1	0
44	Derek Watt	FB	6-2	234	11/07/92	29	6	6	Wisconsin	Pewaukee, WI	UFA '20	16	3	0	0
71	Joe Haeg	T	6-6	298	03/11/93	28	6	6	North Dakota State	Lake Shore, MN	UFA '21	11	1	3	0
93	Joe Schobert	LB	6-1	240	11/06/93	28	6	6	Wisconsin	Waukesha, Wis.	TR '21 (JAX)	15	15	0	0
8	Karl Joseph	S	5-10	200	09/08/93	28	6	6	West Virginia	Orlando, Fla.	FA '21	2	0	0	0
28	Miles Killebrew	S	6-2	222	05/10/93	28	6	6	Southern Utah	Henderson, NV	D4 '16	16	0	0	0
25	Akhello Witherspoon	CB	6-2	195	03/21/95	26	5	5	Colorado	Sacramento, CA	TR '21 (SEA)	8	1	0	8
35	Arthur Maulet	CB	5-10	190	07/13/93	28	5	5	Memphis	New Orleans, LA	FA '21	15	2	0	0
20	Cameron Sutton	CB	5-11	188	02/27/95	26	5	5	Tennessee	Jonesboro, GA	D3a '17	15	15	0	1
95	Chris Wormley	DL	6-5	300	10/25/93	28	5	5	Michigan	Toledo, OH	TR '20 (BAL)	14	13	1	0
19	Julu Smith-Schuster	WR	6-1	215	11/22/96	25	5	5	USC	Long Beach, CA	D2 '17	5	5	0	0
57	Montrevious Adams Sr.	DT	6-4	304	07/24/95	26	5	5	Auburn	FA '21	9	3	0	3	
90	T.J. Watt	LB	6-4	252	10/11/94	27	5	5	Wisconsin	Pewaukee, WI	D1 '17	14	14	0	2
92	Taco Charlton	DE	6-6	270	11/07/94	27	5	5	Michigan	Pickerington, OH	FA '21	10	2	0	0
72	Zach Banner	OT	6-8	335	12/25/93	28	5	5	USC	Lakewood, WA	FA '19	6	0	0	3
17	Anthony Miller	WR	5-11	199	10/09/94	27	4	4	Memphis	Memphis, Tenn.	FA '21	2	0	0	2
76	Chukwuma Okorafor	OL	6-6	320	08/08/97	24	4	4	Western Michigan	Southfield, MI	D3b '18	15	15	0	1
13	James Washington	WR	5-11	213	04/02/96	25	4	4	Oklahoma State	Stamford, TX	D2 '18	15	2	0	1
5	Joshua Dobbs	QB	6-3	210	01/26/95	26	4	4	Tennessee	Alpharetta, GA	D4 '17	0	0	0	0
29	Kalen Ballage	RB	6-2	231	12/22/95	26	4	4	Arizona State	Falcon, Colo.	FA '20	16	0	0	0
2	Mason Rudolph	QB	6-5	235	06/17/95	26	4	4	Oklahoma State	Rock Hill, SC	D3a '18	2	1	14	0
39	Minkah Fitzpatrick	S	6-1	207	11/17/96	25	4	4	Alabama	Old Bridge, NJ	TR '19 (MIA)	15	15	0	0
49	Rashaad Coward	OL	6-5	319	11/06/94	27	4	4	Old Dominion	Brooklyn, NY	FA '21	0	0	0	1
14	Ray-Ray McCloud	WR	5-9	190	10/15/96	25	4	4	Clemson	Tampa, FL	FA '20	15	5	0	0
34	Terrrell Edmunds	LB	6-1	217	01/20/97	24	4	4	Virginia Tech	Danville, Va.	D1 '18	16	16	0	0
24	Benny Snell Jr.	RB	5-10	224	02/26/98	23	3	3	Kentucky	Columbus, OH	D4 '19	16	0	0	0
55	Devin Bush	LB	5-11	234	07/18/98	23	3	3	Michigan	Pembroke Pines, FL	D1 '19	13	13	0	1
18	Diontae Johnson	WR	5-10	183	07/05/96	25	3	3	Toledo	Ruskin, FL	D3a '19	15	14	0	1
3	Dwayne Haskins	QB	6-4	230	05/03/97	24	3	3	Ohio State	Highland Park, NJ	FA '21	0	0	1	15
96	Isaiah Bugbs	DE	6-3	295	08/24/96	25	3	3	Alabama	Ruston, LA	D6b '19	10	6	0	5
89	Jace Sternberger	TE	6-4	251	06/26/96	25	3	3	Texas A&M	Kingfisher, Okla.	D3-19	0	0	0	4
31	Justin Layne	CB	6-2	192	01/12/98	23	3	3	Michigan State	Cleveland, OH	D3b '19	16	0	0	0
40	Linden Stephens	DB	6-0	193	03/21/95	26	3	3	Cincinnati	Euclid, OH	FA '21	0	0	0	0
41	Robert Spillane	LB	6-1	229	12/14/95	26	3	3	Western Michigan	Oak Park, IL	FA '19	13	3	0	2
33	Trey Edmunds	RB	6-2	223	12/30/94	27	3	3	Maryland	Danville, VA	UDFA '18	2	0	0	0
54	Ulysees Gilbert III	ILB	6-0	230	08/09/97	24	3	3	Akron	Ocala, FL	D6c '19	16	0	0	0
81	Zach Gentry	TE	6-8	265	09/10/96	25	3	3	Michigan	Albuquerque, NM	D5 '19	16	11	0	0
56	Alex Highsmith	LB	6-4	242	08/07/97	24	2	2	Charlotte	Wilkesboro, NC	D3 '20	15	15	0	1
26	Anthony McFarland Jr.	RB	5-8	193	03/04/99	22	2	2	Maryland	Hyattsville, MD	D4a '20	2	0	0	6
73	Carlos Davis	DT	6-2	320	08/22/96	25	2	2	Nebraska	Blue Springs, MO	D7 '20	4	0	0	7
11	Chase Claypool	WR	6-4	238	07/07/98	23	2	2	Notre Dame	Abbotsford, British Columbia, Canada	D2 '20	14	12	0	2
48	Derrek Tuszka	OLB	6-5	246	07/11/96	25	2	2	North Dakota State	Warner, S.D.	D7b '20	14	0	0	0
99	Henry Mondeaux	DE	6-4	280	09/19/95	26	2	2	Oregon	Portland, OR	FA '19	14	2	0	0
60	J.C. Hassenauer	C	6-2	295	09/15/96	25	2	2	Alabama	Woodbury, MN	FA '19	12	2	0	0
42	James Pierre	CB	6-2	185	09/16/96	25	2	2	Florida Atlantic	Deerfield Beach, FL	UDFA '20	16	4	0	0
69	Kevin Dotson	OL	6-4	321	09/18/96	25	2	2	Louisiana	Plaquemine, LA	D4b '20	9	9	0	0
68	Khalil Davis	DT	6-1	308	08/22/96	25	2	2	Nebraska	Blue Springs, MO	W-21 (TB)	1	0	1	5
27	Marcus Allen	LB	6-2	215	08/07/96	25	2	2	Penn State	Silver Spring, MD	D5a '18	15	1	0	0
82	Steven Sims	WR	5-10	176	03/31/97	24	2	2	Kansas	Houston, TX	FA '21	1	0	0	0
46	Christian Kuntz	LS	6-1	228	04/13/94	27	1	1	Duquesne	Pittsburgh, PA	FA '20	16	0	0	0
15	Cody White	WR	6-3	215	11/28/98	23	1	1	Michigan State	Novi, MI	FA '20	14	0	0	0
50	Deontae Scott	LB	6-5	246	01/21/97	24	1	1	SMU	Irving, Texas	FA '20	1	0	0	0
93	Demarcus Christmas	DT	6-3	302	07/04/95	26	1	1	Florida State	Sarasota, FL	FA '20	0	0	0	0
77	John Legue	OL	6-7	310	04/17/96	25	1	1	Tulane	Alexandria, LA	FA '20	5	4	1	0
87	Kevin Rader	TE	6-4	250	04/26/95	26	1	1	Youngstown State	Pittsburgh, PA	FA '19	5	0	0	2
30	Tegray Scales	LB	6-0	227	05/10/96	25	1	1	Indiana	Cincinnati, OH	FA '20	1	0	0	0
45	Buddy Johnson	LB	6-2	240	02/27/99	22	R	R	Texas A&M	Dallas, TX	D4b '21	4	0	1	11
10	Corliss Waiman	P	6-2	210	12/31/69	52	R	R	South Alabama	UFA '20	0	0	0	0	
65	Dan Moore Jr.	OT	6-5	315	09/28/98	23	R	R	Texas A&M	Beaumont, TX	D4a '21	16	16	0	0
37	Donovan Stiner	S	6-2	210	02/11/99	22	R	R	Florida	Houston, TX	UDFA '21	0	0	0	0
92	Isaiah Loundermilk	DE	6-7	240	10/10/97	24	R	R	Wisconsin	Howard, KN	D5 '21	14	2	0	2
93	Kendrick Green	C	6-4	315	12/22/98	23	R	R	Illinois	Peoria, IL	D3 '21	15	15	1	0
64	Malcolm Pridgeon	G	6-7	310	01/20/95	26	R	R	Ohio State	Central Islip, N.Y.	FA '21	0	0	0	0
22	Najee Harris	RB	6-1	232	03/09/98	23	R	R	Alabama	Antioch, CA	DT '21	16	16	0	0
88	Pat Freiermuth	TE	6-5	258	10/25/98	23	R	R	Penn State	Merrimac, MA	D2 '21	15	9	0	1
6	Pressley Harvin III	P	6-0	255	09/17/98	23	R	R	Georgia Tech	Alcolu, SC	D7b '21	14	0	0	2
84	Rico Bussey	WR	6-2	190	02/25/98	23	R	R	Hawaii	Lawton, OK	UDFA '21	0	0	0	0
21	Tre Norwood	DB	6-0	194	04/19/99	22	R	R	Oklahoma	Fort Smith, AR	D7a '21	16	3	0	0
80	Tyler Vaughns	WR	6-2	184	06/01/97	24	R	R	USC	Pasadena, CA	FA '21	0	0	0	0

YEAR	DRAFTTEES (29)	FREE AGENTS (20)	COLLEGE FREE AGENTS (1)	TRADES/WAIVERS (4)
2021	RB Najee Harris (1) TE Pat Freiermuth (2) C Kendrick Green (3) OT Dan Moore Jr. (4a) LB Buddy Johnson (4b) DE Isaiahh Loudermilk (5) DB Tre Norwood (7a) P Pressley Harvin III (7b)	DT Montravius Adams Sr. (FA '21) RB Kalen Ballage (FA '20) T Joe Haeg (UFA '21) QB Dwayne Haskins (FA '21) CB Arthur Maulet (FA '21) G Trai Turner (FA '21) OLB Derrek Tuszka (D7b '20)		LB Joe Schobert (TR '21 JAX) CB Ahkello Witherspoon (TR '21 SEA)
2020	WR Chase Claypool (2) LB Alex Highsmith (3) RB Anthony McFarland Jr. (4) DT Carlos Davis (7)	DE Taco Charlton (FA '21) LS Christian Kuntz (FA '20) OL John Leglue (FA '20) WR Ray-Ray McCloud (FA '20) LB Tegray Scales (FA '20) FB Derek Watt (UFA '20) WR Cody White (FA '20)	CB James Pierre (UDFA '20)	DL Chris Wormley (TR '20 BAL)
2019	LB Devin Bush (1) WR Dontae Johnson (3) CB Justin Layne (3) RB Benny Snell Jr. (4) TE Zach Gentry (5) DE Isaiah Buggs (6) ILB Ulysees Gilbert III (6)	OT Zach Banner (FA '19) C J.C. Hassenauer (FA '19) DE Henry Mondeaux (FA '19) TE Kevin Rader (FA '19) LB Robert Spillane (FA '19)		S Minkah Fitzpatrick (TR '19 MIA)
2018	S Terrell Edmunds (1) WR James Washington (2) OL Chukwuma Okorafor (3) QB Mason Rudolph (3) LB Marcus Allen (5)			
2017	LB T.J. Watt (1) CB Cameron Sutton (3)			
2016	S Miles Killebrew (4)			
2015		K Chris Boswell (FA '15)		
2011	DT Cameron Heyward (1)			
2004	QB Ben Roethlisberger (1)			

No flipcard/depthchart for this game! Create one in Administration->Before Game->Build Flipcard.

DATE	POS.	PLAYER	TRANSACTION	POS.	PLAYER	TRANSACTION
12/31	LB	Joe Schobert	Placed on Reserve/COVID 19 List	DL	Chris Wormley	Placed on Reserve/COVID 19 List
	DL	Daniel Archibong	Placed on Practice Squad/COVID 19 List			
12/30	LB	Marcus Allen	Activated from the Reserve/COVID List	DB	Arthur Maulet	Placed on Reserve/COVID 19 List
	WR	Darius Shepherd	Signed to Practice Squad			
12/29	WR	Rico Bussey	Restored to the Practice Squad	WR	Tyler Vaughns	Placed on Practice Squad/COVID 19 List
12/28	G	Malcolm Pridgeon	Activated from the Practice Squad/COVID List	G	Nate Gilliam	Released from Practice Squad
	WR	Damon Willis	Signed to Practice Squad			
12/27	WR	Anthony Miller	Placed on Practice Squad/COVID 19 List	S	Karl Joseph	Placed on Practice Squad/COVID 19 List
12/25	P	Corliss Waitman	Signed to the 53-man roster	P	Cameron Nizialek	Signed to Practice Squad
		Cameron Nizialek	Elevated to Active/Inactive Roster	G	Rashaad Coward	Elevated to Active/Inactive Roster as COVID-19 Replacements
	RB	Trey Edmunds	Elevated to Active/Inactive Roster as COVID-19 Replacements	LB	John Simon	Elevated to Active/Inactive Roster as COVID-19 Replacements
	C	J.C. Hassenauer	Activated from Reserve/Injured List	WR	Steven Sims Sr.	Placed on Practice Squad/COVID 19 List
12/23	RB	Anthony McFarland Jr.	Placed on Reserve/COVID 19 List	DL	Isaiah Buggs	Placed on Reserve/COVID 19 List
12/22	LB	Devin Bush	Placed on Reserve/COVID 19 List	LB	Marcus Allen	Placed on Reserve/COVID 19 List
	T	Zach Banner	Placed on Reserve/COVID 19 List			
12/21	G	Nate Gilliam	Signed to Practice Squad			
12/20	DB	Isaiah Johnson	Released from Practice Squad	DB	Linden Stephens	Activated from the Practice Squad/COVID list
	G	Malcolm Pridgeon	Placed on Practice Squad/COVID 19 List			
12/18	G	Rashaad Coward	Elevated to Active/Inactive Roster			
12/15	G	B.J. Finney	Placed on Reserve/Injured List			
12/14	DB	Isaiah Johnson	Signed to Practice Squad			
12/13	T	Joe Haeg	Activated from the Reserve/COVID list	LB	John Simon	Signed to Practice Squad
	K	Sam Sloman	Released from Practice Squad	DB	Linden Stephens	Placed on Practice Squad/COVID 19 List
12/10	LS	Rex Sunahara	Released from Practice Squad	K	Drue Chrisman	Released from Practice Squad
	DB	Linden Stephens	Signed to Practice Squad	WR	Tyler Vaughns	Signed to Practice Squad
12/9	T	Chaz Green	Elevated to the Active/Inactive Roster	G	Rashaad Coward	Elevated to the Active/Inactive Roster
12/8	P	Drue Chrisman	Signed to Practice Squad	LS	Rex Sunahara	Signed to Practice Squad
	DB	Linden Stephens	Released from Practice Squad	WR	Tyler Vaughns	Released from Practice Squad
12/6	LB	Robert Spillane	Activated from the Reserve/COVID list			
12/4	LB	T.J. Watt	Activated from the Reserve/COVID list	DT	Carlos Davis	Activated from the Reserve/Injured list
	OL	Chaz Green	Elevated to the Active/Inactive Roster as a COVID-19 replacement			
12/2	LB	Robert Spillane	Placed on Reserve/COVID 19 List			
12/1	WR	Ray-Ray McCloud III	Activated from the Reserve/COVID list	OT	Joe Haeg	Placed on Reserve/COVID 19 List
11/30	DT	Montrevious Adams	Signed to the 53-man roster			
11/29	LB	T.J. Watt	Placed on Reserve/COVID 19 List			
11/27	T	John Legue	Promoted to 53-man Roster	DL	Daniel Archibong	Elevated to the Active/Inactive Roster
	WR	Anthony Miller	Elevated to the Active/Inactive Roster	K	Sam Sloman	Signed to Practice Squad
	G	J.C. Hassenauer	Placed on Reserve/Injured List	TE	Eric Ebron	Placed on Reserve/Injured List
11/25	S	Minkah Fitzpatrick	Activated from the Reserve/COVID-19 List			
11/23	TE	Kevin Rader	Promoted to 53-man Roster	G	Rashaad Coward	Signed to Practice Squad
	TE	Jace Sternberger	Signed to Practice Squad	WR	Ray-Ray McCloud III	Placed on Reserve/COVID-19 List
11/20	QB	Ben Roethlisberger	Activated from the Reserve/COVID-19 List	S	Karl Joseph	Elevated to the Active/Inactive Roster as a COVID-19 replacement
	DL	Daniel Archibong	Elevated to the Active/Inactive Roster	LB	Delontae Scott	Elevated to the Active/Inactive Roster
	G	Kevin Dotson	Placed on Reserve/Injured List			
11/15	S	Minkah Fitzpatrick	Placed on Reserve/COVID-19 List	QB	James Morgan	Signed to Practice Squad
	NT	Isaiah Mack	Released from Practice Squad			
11/14	QB	Ben Roethlisberger	Placed on Reserve/COVID-19 List			
11/13	WR	Steven Sims Sr.	Elevated to the Active/Inactive Roster			
11/11	LB	Jacob Tuioti-Mariner	Signed to Practice Squad			
11/9	K	Josh Lambo	Released from Practice Squad			
11/8	TE	Kevin Rader	Elevated to the Active/Inactive Roster	K	Josh Lambo	Signed to Practice Squad
11/2	LB	Taco Charlton	Promoted to 53-man Roster	DL	Chris Slayton	Released from Practice Squad
	DT	Khalil Davis	Signed to Practice Squad			
	LB	Melvin Ingram III	Traded to Kansas City for 2022 sixth-round draft pick			
10/30	DE	Taco Charlton	Elevated to Active/Inactive Roster			
10/16	WR	Juliu Smith-Schuster	Reserve/Injured List	OT	Zach Banner	Elevated to Active/Inactive Roster
	WR	Juliu Smith-Schuster	Placed on Reserve/Injured List	LT	Zach Banner	Activated off Reserve/Injured Designated for Return List
10/13	CB	Linden Stephens	Signed to Practice Squad			
10/12	NT	Eli Ankou	Released from Practice Squad	WR	Anthony Miller	Signed to Practice Squad
10/10	DT	Isaiah Mack	Signed to Practice Squad			
10/9	G	Rashaad Coward	Released	WR	Cody White	Promoted to Active Roster
	S	Karl Joseph	Elevated to Active/Inactive Roster			
10/4	NT	Eli Ankou	Signed to Practice Squad			
10/2	WR	Cody White	Elevated to Active/Inactive Roster	OT	Chaz Green	Elevated to Active/Inactive Roster
9/28	LB	Derrek Tuszka	Promoted to Active Roster	LB	Jamir Jones	Released
9/25	LB	Derrek Tuszka	Elevated to Active/Inactive Roster	WR	Cody White	Elevated to Active/Inactive Roster
9/20	DL	Tyson Alualu	Placed on Reserve/Injured List	DL	Henry Mondeaux	Promoted to Active Roster
	LB	Taco Charlton	Signed to Practice Squad			
9/10	LB	T.J. Watt	Signed to five-year contract			
9/3	CB	Ahkello Witherspoon	Acquired from Seattle for 2023 fifth-round draft pick	DE	Henry Mondeaux	Released
9/1	WR	Rico Bussey	Signed to Practice Squad	WR	Cody White	Signed Practice Squad
	RB	Trey Edmunds	Signed to Practice Squad	RB	Jaylen Samuels	Signed Practice Squad
	OL	Chaz Green	Signed Practice Squad	OL	John Legue	Signed Practice Squad
	TE	Kevin Rader	Signed Practice Squad	DB	Mark Gilbert	Signed Practice Squad
	DB	Donovan Stiner	Signed Practice Squad	WR	Steven Sims Sr.	Signed Practice Squad
	OL	Malcolm Pridgeon	Signed Practice Squad	LB	Derrek Tuszka	Signed Practice Squad
	DL	Daniel Archibong	Signed to Practice Squad	S	Karl Joseph	Signed Practice Squad
	OL	Zach Banner	Reserve/Injured List	RB	Anthony McFarland Jr.	Reserve/Injured List
	DE	Stephon Tuitt	Reserve/Injured List	G	Rashaad Coward	Promoted to Active/Inactive Roster
	OL	B.J. Finney	Promoted to Active/Inactive Roster	DB	Arthur Maulet	Promoted to Active Roster
8/31	WR	Rico Bussey	Released	WR	Cody White	Released

RB	Trey Edmunds	Released	RB	Jaylen Samuels	Released
G	Rashaad Coward	Released	OL	B.J. Finney	Released
OL	Chaz Green	Released	OL	John Leglue	Released
TE	Kevin Rader	Released	LB	Cassius Marsh	Released
LB	Quincy Roche	Released	LB	Jamar Watson	Released
DB	Mark Gilbert	Released	DB	Arthur Maulet	Released
DB	Donovan Stiner	Released	P	Jordan Berry	Released
LS	Kameron Canaday	Released	QB	Joshua Dobbs	Reserve/Injured List
8/28	TE Marcus Baugh	Released	RB	Tony Brooks-James	Released
CB	Shakur Brown	Released	DL	T.J. Carter	Released
WR	Anthony Johnson	Released	CB	Lafayette Pitts	Released
G	Malcolm Pridgeon	Released	WR	Mathew Sexton	Released
S	Lamont Wade	Released			
8/24	S Antoine Brooks Jr.	Waived/Injured	LB	Calvin Bundance	Released
RB	Pete Guerriero	Released	OL	Aviante Collins	Released
WR	Tyler Simmons	Released			
8/17	K Sam Sloman	Released	DB	Stephen Denmark	Released
DL	Abdullah Anderson	Released	OL	Brandon Walton	Released
WR	Isaiah McKoy	Released			
8/14	LB Tegrays Scales	Waived	LB	Joe Schobert	Acquired from Jacksonville for a 2022 sixth-round draft pick
8/9	DL Calvin Taylor	Waived/Injured	G	Malcolm Pridgeon	Signed
8/8	RB Pete Guerriero	Signed			
8/6	DB Lafayette Pitts	Signed			
8/4	OT Anthony Coyle	Waived/Injured	DB	DeMarkus Acy	Waived/Injured
8/3	LB Jarvis Miller	Released	RB	Tony Brooks-James	Signed
7/30	TE Dax Raymond	Waived/Injured	TE	Marcus Baugh	Signed
7/22	LB Calvin Bundance	Signed			
7/21	LB Vince Williams	Retired	C	Kendrick Green	Signed
7/20	OT Chaz Green	Signed to one-year contract	LB	Melvin Ingram III	Signed to one-year contract
7/1	DT Demarcus Christmas	Waived/Injured	K	Sam Sloman	Signed to one-year contract
6/25	G Trai Turner	Signed to one-year contract			
6/24	G David DeCastro	Released			
5/25	TE Pat Freiermuth	Signed	RB	Najee Harris	Signed
5/18	LB Buddy Johnson	Signed	OT	Dan Moore Jr.	Signed
5/15	P Pressley Harvin III	Signed	DB	Tre Norwood	Signed
LB	Quincy Roche	Signed	DE	Isaiah Loudermilk	Signed
5/7	CB Trevor Williams	Waived	S	John Battle	Waived
S	Arthur Maulet	Signed to one-year contract			
5/3	P Corliss Waitman	Waived	TE	Charles Jones	Waived
CB	DeMarkus Acy	Signed to one-year contract			
5/1	LB Calvin Bundance	Agreed to terms with undrafted rookie free agent	LB	Jamar Watson	Agreed to terms with undrafted rookie free agent
CB	Mark Gilbert	Agreed to terms with undrafted rookie free agent	CB	Shakur Brown	Agreed to terms with undrafted rookie free agent
S	Donovan Stiner	Agreed to terms with undrafted rookie free agent	S	Lamont Wade	Agreed to terms with undrafted rookie free agent
WR	Isaiah McKoy	Agreed to terms with undrafted rookie free agent	WR	Rico Bussey	Agreed to terms with undrafted rookie free agent
P	Pressley Harvin III	Drafted in the 7th round of the 2021 NFL Draft (254th overall)	S	Tre Norwood	Drafted in the 7th round of the 2021 NFL Draft (245th overall)
LB	Quincy Roche	Drafted in the 6th round of the 2021 NFL Draft (216th overall)	DE	Isaiah Loudermilk	Drafted in the 5th round of the 2021 NFL Draft (156th overall)
LB	Buddy Johnson	Drafted in the 4th round of the 2021 NFL Draft (140th overall)	OT	Dan Moore Jr.	Drafted in the 4th round of the 2021 NFL Draft (128th overall)
4/30	OL Kendrick Green	Drafted in the 3rd round of the 2021 NFL Draft (87th overall)	TE	Pat Freiermuth	Drafted in the 2nd round of the 2021 NFL Draft (55th overall)
4/29	QB Mason Rudolph	Signed to one-year contract extension through 2022	RB	Najee Harris	Drafted in the 1st round of the 2021 NFL Draft (24th overall)
4/19	QB Joshua Dobbs	Signed to one-year contract			
4/15	LB Vince Williams	Signed to one-year contract			
4/9	DE T.J. Carter	Signed			
4/7	LB Jamir Jones	Signed			
4/1	DL Tyson Alualu	Signed to two-year contract			
3/31	LB Jarvis Miller	Signed	WR	Mathew Sexton	Signed
3/30	OL Rashaad Coward	Signed to one-year contract	RB	Kalen Ballage	Signed to one-year contract
3/29	P Jordan Berry	Signed to one-year contract			
3/24	LB Robert Spillane	Signed to one-year contract	OL	Joe Haeg	Signed to one-year contract
DB	Miles Killebrew	Signed to one-year contract	LB	Cassius Marsh	Signed to one-year contract
3/23	CB Steven Nelson	Terminated contract			
3/22	WR Tyler Simmons	Signed to one-year contract	DE	Chris Wormley	Signed to two-year contract
3/20	CB Cameron Sutton	Signed to two-year contract			
3/19	WR JuJu Smith-Schuster	Signed to one-year contract			
3/18	OL Zach Banner	Signed to two-year contract			
3/16	LB Vince Williams	Terminated contract			
3/12	OL B.J. Finney	Signed to one-year contract			
3/11	WR Ray-Ray McCloud III	Signed to one-year contract			
3/9	LB Marcus Allen	Signed to one-year contract			
3/8	OL J.C. Hassenauer	Signed to one-year contract			
2/12	C Maurkice Pouncey	Retired			
2/2	OT Aviante Collins	Signed Reserve/Future contract			
1/22	TE Vance McDonald	Retired			
1/21	DB Stephen Denmark	Signed Reserve/Future contract	TE	Charles Jones	Signed Reserve/Future contract
TE	Dax Raymond	Signed Reserve/Future contract	QB	Dwayne Haskins Jr.	Signed Reserve/Future contract
1/15	RB Trey Edmunds	Signed Reserve/Future contract	OT	Jarron Jones	Signed Reserve/Future contract
1/14	LB Tegrays Scales	Signed Reserve/Future contract	DT	Demarcus Christmas	Signed Reserve/Future contract
DE	Calvin Taylor	Signed Reserve/Future contract	P	Corliss Waitman	Signed Reserve/Future contract
LS	Christian Kuntz	Signed Reserve/Future contract	OT	John Leglue	Signed Reserve/Future contract
CB	Trevor Williams	Signed Reserve/Future contract	WR	Anthony Johnson	Signed Reserve/Future contract
WR	Cody White	Signed Reserve/Future contract	TE	Kevin Rader	Signed Reserve/Future contract
T	Anthony Coyle	Signed Reserve/Future contract	T	Brandon Walton	Signed Reserve/Future contract
S	John Battle	Signed Reserve/Future contract			



57

MONTRAVIUS ADAMS SR.

DEFENSIVE TACKLE

HEIGHT: 6-4

WEIGHT: 304

COLLEGE: Auburn

BORN: Jul. 24, 1995 (26)

HOW ACQUIRED: FA '21

NFL EXPERIENCE: 5th year

REGULAR SEASON COMPARISON: DEFENSIVE - BALTIMORE RAVENS

DATE	OPP	W/L	GP/GS	TOT	TACKLES SOLO	ASST	SACK	YDS.	INT	TFL	PD	QBH	TD	MISC FF	FR
12/5/21	PIT vs. BLT	W	S	2	1	1		0.0		0	1	0	0	0	0
TOTALS		1/0	1/1	2	1	1	0.0	0.0	0	0	1	0	0	0	0

MONTRAVIUS ADAMS SR.'S NFL REGULAR SEASON DEFENSIVE STATISTICS

DATE	TEAM	GP	GS	TK	S	A	TACKLES				INTERCEPTIONS				O. FUMB				ST		MISC			
							TFL	YDS	SK	YDS	QBH	NO	YDS	LG	TD	PD	FF	FR	TD	YDS	TK	S	A	FF
2017	Packers	7	0	2	1	1	0	0	0.0	0.0	1	0	0	0	0	0	0	0	0	0	0	0	0	
2018	Packers	16	1	20	11	9	1	2	1.5	3.5	0	0	0	0	0	1	0	0	0	0	0	0		
2019	Packers	14	2	11	4	7	0	0	0.0	0.0	2	0	0	0	3	0	1	0	0	0	0	0		
2020	Packers	8	0	11	6	5	2	1	0.0	0.0	0	0	0	0	0	0	0	0	0	0	0	0		
2021	Patriots	0	0	0	0	0	0	0	0.0	0.0	0	0	0	0	0	0	0	0	0	0	0	0		
Went from New England to New Orleans.																								
2021	Saints	5	1	7	1	6	1	2	0.0	0.0	0	0	0	0	1	0	0	0	0	0	0	0		
Went from New Orleans to Pittsburgh.																								
2021	Steelers	4	2	6	4	2	1	3	0.0	0.0	3	0	0	0	1	0	0	0	0	0	0	0		
2021	TOTAL	9	3	13	5	8	2	5	0.0	0.0	3	0	0	0	2	0	0	0	0	0	0	0		
NFL TOTALS		54	6	57	27	30	5	8	1.5	3.5	6	0	0	0	5	1	1	0	0	0	0	0		

MONTRAVIUS ADAMS SR.'S NFL POSTSEASON DEFENSIVE STATISTICS

DATE	TEAM	GP	GS	TK	S	A	TACKLES TFL YDS SK	YDS	QBH	NO	YDS	LG	TD	PD	FF	O. FUMB FR TD	YDS	TK	S	A	FF	FR	S	A	MISC
2019	Packers	2	0	0	0	0	0	0	0.0	0.0	1	0	0	0	0	0	0	0	0	0	0	0	0	0	0
2020	Packers	0	0	0	0	0	0	0	0.0	0.0	0	0	0	0	0	0	0	0	0	0	0	0	0	0	0
NFL TOTALS		2	0	0	0	0	0	0	0.0	0.0	1	0	0	0	0	0	0	0	0	0	0	0	0	0	0

SINGLE-GAME HIGHS: DEFENSIVE

Total Tackles	7 vs. Detroit Lions, Dec 30, 2018	Forced Fumbles	1 at Chicago Bears, Dec 16, 2018
	5 at Los Angeles Chargers, Nov 03, 2019	Fumble Recoveries	1 vs. Carolina Panthers, Nov 10, 2019
Sacks	1.0 vs. Miami Dolphins, Nov 11, 2018	Tackles For Loss	2 at New York Jets, Dec 23, 2018
	0.5 at Chicago Bears, Dec 16, 2018		2 at Chicago Bears, Dec 16, 2018
Passes Defensed	1 vs. Carolina Panthers, Nov 10, 2019		
	1 at Kansas City Chiefs, Oct 27, 2019		
	...1 more at 1.		

2021 GAME-BY-GAME REGULAR-SEASON STATISTICS (PATRIOTS/SAINTS/STEELERS)

DATE	OPPONENT	P/S	TACKLES								INTERCEPTIONS					O. FUMB.			ST			MISC			W/L	SCORE			
			TK	S	A	SK	YDS	TFL	YDS	QBH	NO	YDS	LG	TD	PD	FF	FR	TD	YDS	TK	S	A	FF	FR			S	A	
09/12	Dolphins		DID NOT PLAY																										
Went from Patriots to Saints.																													
09/19	at Panthers		ON INACTIVE LIST																										
09/26	at Patriots	P	1	0	1	0.0	0.0	0	0	0	0	0	0	0	0	0	0	0	0	0	0	0	0	0	0	0	L	7-26	
10/03	Giants		ON INACTIVE LIST																										
10/10	at Washington	P	3	1	2	0.0	0.0	1	2	0	0	0	0	0	1	0	0	0	0	0	0	0	0	0	0	0	W	33-22	
10/25	at Seahawks	S	2	0	2	0.0	0.0	0	0	0	0	0	0	0	0	0	0	0	0	0	0	0	0	0	0	0	W	13-10	
10/31	Buccaneers	P	1	0	1	0.0	0.0	0	0	0	0	0	0	0	0	0	0	0	0	0	0	0	0	0	0	0	W	36-27	
11/07	Falcons		ON INACTIVE LIST																										
11/14	at Titans	P	0	0	0	0.0	0.0	0	0	0	0	0	0	0	0	0	0	0	0	0	0	0	0	0	0	0	L	21-23	
11/21	at Eagles		PRACTICE SQUAD																										
11/25	Bills		PRACTICE SQUAD																										
Went from Saints to Steelers.																													
12/05	Ravens	S	2	1	1	0.0	0.0	0	0	0	0	0	0	0	0	0	0	0	0	0	0	0	0	0	0	0	W	20-19	
12/09	at Vikings	P	2	1	1	0.0	0.0	1	3	2	0	0	0	0	0	0	0	0	0	0	0	0	0	0	0	0	L	28-36	
12/19	Titans		RESERVE/COVID-19																										
12/26	at Chiefs	P	2	2	0	0.0	0.0	0	0	0	1	0	0	0	0	0	0	0	0	0	0	0	0	0	0	0	L	10-36	
01/03	Browns	S	0	0	0	0.0	0.0	0	0	0	0	0	0	0	0	0	0	0	0	0	0	0	0	0	0	0	W	26-14	
2021 TOTALS		9-3	13	5	8	0.0	0.0	2	5	3	0	0	0	0	2	0	0	0	0	0	0	0	0	0	0	0	7-9		
+ - Overtime																													

2020 GAME-BY-GAME REGULAR-SEASON STATISTICS (PACKERS)

DATE	OPPONENT	P/S	TACKLES							INTERCEPTIONS				O. FUMB			ST			MISC		W/L	SCORE					
			TK	S	A	SK	YDS	TFL	YDS	QBH	NO	YDS	LG	TD	PD	FF	FR	TD	YDS	TK	S			A	FF	FR	S	A
09/13	at Vikings										GAME INACTIVE/INJURY																W	43-34
09/20	Lions	P	1	0	1	0.0	0.0	0	0	0	0	0	0	0	0	0	0	0	0	0	0	0	0	0	0	0	W	42-21
09/27	at Saints	P	1	0	1	0.0	0.0	0	0	0	0	0	0	0	0	0	0	0	0	0	0	0	0	0	0	0	W	37-30
10/05	Falcons	P	1	0	1	0.0	0.0	0	0	0	0	0	0	0	0	0	0	0	0	0	0	0	0	0	0	0	W	30-16
10/18	at Buccaneers	P	4	3	1	0.0	0.0	1	0	0	0	0	0	0	0	0	0	0	0	0	0	0	0	0	0	0	L	10-38
10/25	at Texans	P	1	0	1	0.0	0.0	0	0	0	0	0	0	0	0	0	0	0	0	0	0	0	0	0	0	0	W	35-20
11/01	Vikings	P	0	0	0	0.0	0.0	0	0	0	0	0	0	0	0	0	0	0	0	0	0	0	0	0	0	0	L	22-28
11/05	at 49ers	P	2	2	0	0.0	0.0	1	1	0	0	0	0	0	0	0	0	0	0	0	0	0	0	0	0	0	W	34-17
11/15	Jaguars	P	1	1	0	0.0	0.0	0	0	0	0	0	0	0	0	0	0	0	0	0	0	0	0	0	0	0	W	24-20
11/22	at Colts										GAME INACTIVE/INJURY																L	31-34+
11/29	Bears										INJURED RESERVE																W	41-25
12/06	Eagles										INJURED RESERVE																W	30-16
12/13	at Lions										INJURED RESERVE																W	31-24
12/19	Panthers										INJURED RESERVE																W	24-16
12/27	Titans										INJURED RESERVE																W	40-14
01/03	at Bears										INJURED RESERVE																W	35-16
2020 TOTALS			8-0	11	6	5	0.0	0.0	2	1	0	0	0	0	0	0	0	0	0	0	0	0	0	0	0	0	13-3	
+ Overtime																												

+ Overtime

2019 GAME-BY-GAME REGULAR-SEASON STATISTICS (PACKERS)

DATE	OPPONENT	P/S	TACKLES							INTERCEPTIONS				O. FUMB			ST			MISC		W/L	SCORE				
			TK	S	A	SK	YDS	TFL	YDS	QBH	NO	YDS	LG	TD	PD	FF	FR	TD	YDS	TK	S			A	FF	FR	S
09/05	at Bears	S	1	1	0	0.0	0.0	0	0	0	0	0	0	0	0	0	0	0	0	0	0	0	0	0	0	W	10-3
09/15	Vikings	S	1	0	1	0.0	0.0	0	0	0	0	0	0	0	0	0	0	0	0	0	0	0	0	0	0	W	21-16
09/22	Broncos									GAME INACTIVE/INJURY																W	27-16
09/26	Eagles									GAME INACTIVE/INJURY																L	27-34
10/06	at Cowboys	P	0	0	0	0.0	0.0	0	0	0	0	0	0	0	0	0	0	0	0	0	0	0	0	0	0	W	34-24
10/14	Lions	P	0	0	0	0.0	0.0	0	0	0	0	0	0	1	0	0	0	0	0	0	0	0	0	0	0	W	23-22
10/20	Raiders	P	2	1	1	0.0	0.0	0	0	0	0	0	0	0	0	0	0	0	0	0	0	0	0	0	0	W	42-24
10/27	at Chiefs	P	0	0	0	0.0	0.0	0	0	0	0	0	0	1	0	0	0	0	0	0	0	0	0	0	0	W	31-24
11/03	at Chargers	P	3	1	2	0.0	0.0	0	0	0	0	0	0	0	0	0	0	0	0	0	0	0	0	0	0	L	11-26
11/10	Panthers	P	2	1	1	0.0	0.0	0	0	0	0	0	0	1	0	1	0	0	0	0	0	0	0	0	0	W	24-16
11/24	at 49ers	P	1	0	1	0.0	0.0	0	0	0	0	0	0	0	0	0	0	0	0	0	0	0	0	0	0	L	8-37
12/01	at Giants	P	1	0	1	0.0	0.0	0	0	0	0	0	0	0	0	0	0	0	0	0	0	0	0	0	0	W	31-13
12/08	Washington	P	0	0	0	0.0	0.0	0	0	0	0	0	0	0	0	0	0	0	0	0	0	0	0	0	0	W	20-15
12/15	Bears	P	0	0	0	0.0	0.0	0	0	0	0	0	0	0	0	0	0	0	0	0	0	0	0	0	0	W	21-13
12/23	at Vikings	P	0	0	0	0.0	0.0	0	0	0	0	0	0	0	0	0	0	0	0	0	0	0	0	0	0	W	23-10
12/29	at Lions	P	0	0	0	0.0	0.0	0	0	0	0	0	0	0	0	0	0	0	0	0	0	0	0	0	0	W	23-20
2019 TOTALS			14-2	11	4	7	0.0	0.0	0	0	0	0	0	0	0	0	0	0	0	0	0	0	0	0	0	13-3	

2018 GAME-BY-GAME REGULAR-SEASON STATISTICS (PACKERS)

DATE	OPPONENT	P/S	TACKLES							INTERCEPTIONS				O. FUMB				ST				MISC		W/L	SCORE		
			TK	S	A	SK	YDS	TFL	YDS	QBH	NO	YDS	LG	TD	PD	FF	FR	TD	YDS	TK	S	A	FF			FR	S
09/09	Bears	P	1	1	0	0.0	0.0	0	0	0	0	0	0	0	0	0	0	0	0	0	0	0	0	0	0	W	24-23
09/16	Vikings	P	0	0	0	0.0	0.0	0	0	0	0	0	0	0	0	0	0	0	0	0	0	0	0	0	0	T	29-29
09/23	at Washington	P	0	0	0	0.0	0.0	0	0	0	0	0	0	0	0	0	0	0	0	0	0	0	0	0	0	L	17-31
09/30	Bills	P	0	0	0	0.0	0.0	0	0	0	0	0	0	0	0	0	0	0	0	0	0	0	0	0	0	W	22-0
10/07	at Lions	P	0	0	0	0.0	0.0	0	0	0	0	0	0	0	0	0	0	0	0	0	0	0	0	0	0	L	23-31
10/15	49ers	P	0	0	0	0.0	0.0	0	0	0	0	0	0	0	0	0	0	0	0	0	0	0	0	0	0	W	33-30
10/28	at Rams	P	1	0	1	0.0	0.0	0	0	0	0	0	0	0	0	0	0	0	0	0	0	0	0	0	0	L	27-29
11/04	at Patriots	P	0	0	0	0.0	0.0	0	0	0	0	0	0	0	0	0	0	0	0	0	0	0	0	0	0	L	17-31
11/11	Dolphins	P	1	1	0	1.0	2.0	1	2	1	0	0	0	0	0	0	0	0	0	0	0	0	0	0	0	W	31-12
11/15	at Seahawks	P	0	0	0	0.0	0.0	0	0	0	0	0	0	0	0	0	0	0	0	0	0	0	0	0	0	L	24-27
11/25	at Vikings	P	3	2	1	0.0	0.0	0	0	0	0	0	0	0	0	0	0	0	0	0	0	0	0	0	0	L	17-24
12/02	Cardinals	P	1	1	0	0.0	0.0	0	0	0	0	0	0	0	0	0	0	0	0	0	0	0	0	0	0	L	17-20
12/09	Falcons	P	1	1	0	0.0	0.0	0	0	0	0	0	0	0	0	0	0	0	0	0	0	0	0	0	0	W	34-20
12/16	at Bears	P	3	2	1	0.5	1.5	0	0	1	0	0	0	0	1	0	0	0	0	0	0	0	0	0	0	L	17-24
12/23	at Jets	S	2	0	2	0.0	0.0	0	0	0	0	0	0	0	0	0	0	0	0	0	0	0	0	0	0	W	44-38+
12/30	Lions	P	7	3	4	0.0	0.0	0	0	0	0	0	0	0	0	0	0	0	0	0	0	0	0	0	0	L	0-31
2018 TOTALS			16-1	20	11	9	1.5	3.5	1	2	2	0	0	0	0	0	1	0	0	0	0	0	0	0	0	6-9-1	
+ Overtime																											

+ Overtime

2017 GAME-BY-GAME REGULAR-SEASON STATISTICS (PACKERS)

DATE	OPPONENT	P/S	TACKLES							INTERCEPTIONS				O. FUMB				ST				MISC		W/L	SCORE		
			TK	S	A	SK	YDS	TFL	YDS	QBH	NO	YDS	LG	TD	PD	FF	FR	TD	YDS	TK	S	A	FF			FR	S
09/10	Seahawks										INACTIVE														L	17-9	
09/17	at Falcons										INACTIVE														W	23-34	
09/24	Bengals	P	0	0	0	0.0	0.0	0	0	0	0	0	0	0	0	0	0	0	0	0	0	0	0	0	W	27-24+	
09/28	Bears										INACTIVE														W	35-14	
10/08	at Cowboys										INACTIVE														W	35-31	
10/15	at Vikings										INACTIVE														L	10-23	
10/22	Saints										INACTIVE														L	17-26	
11/06	Lions	P	0	0	0	0.0	0.0	0	0	0	0	0	0	0	0	0	0	0	0	0	0	0	0	0	L	17-30	
11/12	at Bears	P	0	0	0	0.0	0.0	0	0	1	0	0	0	0	0	0	0	0	0	0	0	0	0	0	W	23-16	
11/19	Ravens										INACTIVE														L	0-23	
11/26	at Steelers	P	1	0	1	0.0	0.0	0	0	0	0	0	0	0	0	0	0	0	0	0	0	0	0	0	L	28-31	
12/03	Buccaneers										INACTIVE														W	26-20+	
12/10	at Browns	P	1	1	0	0.0	0.0	0	0	0	0	0	0	0	0	0	0	0	0	0	0	0	0	0	W	27-21+	
12/17	at Panthers										INACTIVE														L	24-31	
12/23	Vikings	P	0	0	0	0.0	0.0	0	0	0	0	0	0	0	0	0	0	0	0	0	0	0	0	0	L	0-16	
12/31	at Lions	P	0	0	0	0.0	0.0	0	0	0	0	0	0	0	0	0	0	0	0	0	0	0	0	0	L	11-35	
2017 TOTALS			7-0	2	1	1	0.0	0.0	0	0	1	0	0	0	0	0	0	0	0	0	0	0	0	0	7-9		

2020 GAME-BY-GAME POSTSEASON STATISTICS (PACKERS)

			TACKLES								INTERCEPTIONS					O. FUMB				ST				MISC				
DATE	OPPONENT	P/S	TK	S	A	SK	YDS	TFL	YDS	QBH	NO	YDS	LG	TD	PD	FF	FR	TD	YDS	TK	S	A	FF	FR	S	A	W/L	SCORE
01/16	Rams																										W	32-18
01/24	Buccaneers																										L	26-31
2020 TOTALS			0	0	0	0.0	0.0	0	0	0	0	0	0	0	0	0	0	0	0	0	0	0	0	0	0	0	1-1	

2019 GAME-BY-GAME POSTSEASON STATISTICS (PACKERS)

			TACKLES								INTERCEPTIONS						O. FUMB			ST			MISC						
DATE	OPPONENT	P/S	TK	S	A	SK	YDS	TFL	YDS	QBH	NO	YDS	LG	TD	PD	FF	FR	TD	YDS	TK	S	A	FF	FR	S	A	W/L	SCORE	
01/12	Seahawks	P	0	0	0	0.0	0.0	0	0	1	0	0	0	0	0	0	0	0	0	0	0	0	0	0	0	0	W	28-23	
01/19	at 49ers	P	0	0	0	0.0	0.0	0	0	0	0	0	0	0	0	0	0	0	0	0	0	0	0	0	0	0	L	20-37	
2019 TOTALS			2-0	0	0	0.0	0.0	0	0	1	0	0	0	0	0	0	0	0	0	0	0	0	0	0	0	0	1-1		



MARCUS ALLEN

LINEBACKER

HEIGHT: 6-2 BIRTHPLACE Silver Spring, MD
WEIGHT: 215 HOW ACQUIRED: D5a '18
COLLEGE: Penn State NFL EXPERIENCE: 2nd year
BORN: Aug. 7, 1996 (25)

REGULAR SEASON COMPARISON: DEFENSIVE - BALTIMORE RAVENS

DATE	OPP	W/L	GP/GS	TOT	TACKLES SOLO	ASST	SACK	YDS.	INT	TFL	PD	QBH	TD	MISC FF	FR
12/2/20	PIT vs. BLT	W	P	1	1	0	0.0	0.0	0	0	0	0	0	0	0
TOTALS		1/0	1/0	1	1	0	0.0	0.0	0	0	0	0	0	0	0

MARCUS ALLEN'S NFL REGULAR SEASON DEFENSIVE STATISTICS

DATE	TEAM	GP	GS	TK	S	A	TACKLES TFL YDS SK	YDS	QBH	NO	YDS	LG	TD	PD	FF	O. FUMB FR TD	YDS	TK	S	A	FF	FR	S	A	MISC
2018	Steelers	2	0	2	1	1	0	0	0.0	0.0	0	0	0	0	0	0	0	0	0	0	0	0	0	0	0
2019	Steelers	1	0	0	0	0	0	0	0.0	0.0	0	0	0	0	0	0	0	0	0	0	0	0	0	0	0
2020	Steelers	14	2	24	14	10	2	3	0.0	0.0	2	0	0	0	0	0	0	0	6	5	1	0	0	0	0
2021	Steelers	15	1	6	3	3	0	0	0.0	0.0	0	0	0	0	0	0	0	3	2	1	0	0	0	0	0
NFL TOTALS		32	3	32	18	14	2	3	0.0	0.0	2	0	0	0	0	0	0	9	7	2	0	0	0	0	0

MARCUS ALLEN'S NFL POSTSEASON DEFENSIVE STATISTICS

DATE	TEAM	GP	GS	TK	S	A	TACKLES TFL YDS SK	YDS	QBH	NO	YDS	LG	TD	PD	FF	O. FUMB FR TD	YDS	TK	S	A	FF	FR	S	A	MISC
2020	Steelers	1	0	0	0	0	0	0	0.0	0.0	0	0	0	0	0	0	0	0	0	0	0	0	0	0	0
NFL TOTALS		1	0	0	0	0	0	0	0.0	0.0	0	0	0	0	0	0	0	0	0	0	0	0	0	0	0

SINGLE-GAME HIGHS: DEFENSIVE


Total Tackles 8 at Buffalo Bills, Dec 13, 2020
7 at Cleveland Browns, Jan 03, 2021
Tackles For Loss 1 at Cleveland Browns, Jan 03, 2021
1 at Buffalo Bills, Dec 13, 2020
Special Teams Tackles 2 vs. Houston Texans, Sep 27, 2020
1 vs. Cleveland Browns, Jan 03, 2022
...6 more at 1.

2021 GAME-BY-GAME REGULAR-SEASON STATISTICS (STEELERS)

DATE	OPPONENT	P/S	TACKLES								INTERCEPTIONS				O. FUMB				ST				MISC				
			TK	S	A	SK	YDS	TFL	YDS	QBH	NO	YDS	LG	TD	PD	FF	FR	TD	YDS	TK	S	A	FF	FR	S	A	W/L
09/12	at Bills	P	0	0	0	0.0	0.0	0	0	0	0	0	0	0	0	0	0	0	0	0	0	0	0	0	0	W	23-16
09/19	Raiders	P	0	0	0	0.0	0.0	0	0	0	0	0	0	0	0	0	0	0	0	0	0	0	0	0	0	L	17-26
09/26	Bengals	P	0	0	0	0.0	0.0	0	0	0	0	0	0	0	0	0	0	0	0	0	0	0	0	0	0	L	10-24
10/03	at Packers	P	0	0	0	0.0	0.0	0	0	0	0	0	0	0	0	0	0	0	0	0	0	0	0	0	0	L	17-27
10/10	Broncos	P	0	0	0	0.0	0.0	0	0	0	0	0	0	0	0	0	0	0	0	0	0	0	0	0	0	W	27-19
10/17	Seahawks	P	0	0	0	0.0	0.0	0	0	0	0	0	0	0	0	0	0	0	0	0	0	0	0	0	0	W	23-20+
10/31	at Browns	P	0	0	0	0.0	0.0	0	0	0	0	0	0	0	0	0	0	0	0	0	0	0	0	0	0	W	15-10
11/08	Bears	P	0	0	0	0.0	0.0	0	0	0	0	0	0	0	0	0	0	0	0	0	0	0	0	0	0	W	29-27
11/14	Lions	P	0	0	0	0.0	0.0	0	0	0	0	0	0	0	0	0	0	0	0	0	0	0	0	0	0	T	16-16
11/21	at Chargers	P	0	0	0	0.0	0.0	0	0	0	0	0	0	0	0	0	0	0	0	0	0	0	0	0	0	L	37-41
11/28	at Bengals	P	0	0	0	0.0	0.0	0	0	0	0	0	0	0	0	0	0	0	0	0	0	0	0	0	0	L	10-41
12/05	Ravens	P	0	0	0	0.0	0.0	0	0	0	0	0	0	0	0	0	0	0	0	0	0	0	0	0	0	W	20-19
12/09	at Vikings	P	1	0	1	0.0	0.0	0	0	0	0	0	0	0	0	0	0	0	0	0	0	0	0	0	0	L	28-36
12/19	Titans	P	1	1	0	0.0	0.0	0	0	0	0	0	0	0	0	0	0	0	0	0	0	0	0	0	0	W	19-13
12/26	at Chiefs																								L	10-36	
01/03	Browns	S	4	2	2	0.0	0.0	0	0	0	0	0	0	0	0	0	0	0	0	0	0	0	0	0	0	W	26-14
2021 TOTALS		15-1	6	3	3	0.0	0.0	0	0	0	0	0	0	0	0	0	0	0	0	3	2	1	0	0	0	0	8-7-1
+ - Overtime																											

2020 GAME-BY-GAME POSTSEASON STATISTICS (STEELERS)

			TACKLES								INTERCEPTIONS				O. FUMB			ST			MISC							
DATE	OPPONENT	P/S	TK	S	A	SK	YDS	TFL	YDS	QBH	NO	YDS	LG	TD	PD	FF	FR	TD	YDS	TK	S	A	FF	FR	S	A	W/L	SCORE
01/10	Browns	P	0	0	0	0.0	0.0	0	0	0	0	0	0	0	0	0	0	0	0	0	0	0	0	0	0	0	L	37-48
2020 TOTALS			1-0	0	0	0.0	0.0	0	0	0	0	0	0	0	0	0	0	0	0	0	0	0	0	0	0	0	0-1	



29

KALEN BALLAGE

(bull-AHGE)

HEIGHT: 6-2 BIRTHPLACE: Falcon, Colo.
WEIGHT: 231 HOW ACQUIRED: FA '20
COLLEGE: Arizona State NFL EXPERIENCE: 4th year
BORN: Dec. 22, 1995 (26)

REGULAR SEASON COMPARISON: RECEIVING - BALTIMORE RAVENS

DATE	OPP	W/L	GP/GS	REC	YDS.	AVG.	TD	LG	TGTS	YAC
9/8/19	MIA vs. BLT	L	S	1	13	13.0	0	13	1	18
TOTALS		0/1	1/1	1	13	13.0	0	13	1	18

KALEN BALLAGE'S NFL REGULAR SEASON RUSHING/RECEIVING STATISTICS

RUSHING									RECEIVING				
DATE	TEAM	GP	GS	NO.	YDS.	AVG.	LG	TD	NO.	YDS.	AVG.	LG	TD
2018	Dolphins	12	0	36	191	5.3	75t	1	9	56	6.2	31	0
2019	Dolphins	12	6	74	135	1.8	8	3	14	63	4.5	13	0
2020	Dolphins	0	0	0	0	0.0	0	0	0	0	0.0	0	0
Went from Miami to N.Y. Jets.													
2020	Jets	3	0	3	13	4.3	5	0	9	67	7.4	21	0
Went from N.Y. Jets to L.A. Chargers.													
2020	Chargers	7	2	88	290	3.3	17	3	20	99	5.0	16	0
2020	TOTAL	10	2	91	303	3.3	17	3	29	166	5.7	21	0
2021	Steelers	16	0	11	36	3.3	13	0	2	8	4.0	6	0
NFL TOTALS		50	8	212	665	3.1	75T	7	54	293	5.4	31	0

KALEN BALLAGE'S NFL REGULAR SEASON RETURN STATISTICS

KICKOFF RETURNS							PUNT RETURNS					
DATE	TEAM	RET.	YDS.	AVG.	LG	TD	NO.	FC	YDS.	AVG.	LG	TD
2018	Dolphins	2	26	13.0	16	0	0	0	0	0.0	0	0
2019	Dolphins	0	0	0.0	0	0	0	0	0	0.0	0	0
2020	Dolphins	0	0	0.0	0	0	0	0	0	0.0	0	0
Went from Miami to N.Y. Jets.												
2020	Jets	0	0	0.0	0	0	0	0	0	0.0	0	0
Went from N.Y. Jets to L.A. Chargers.												
2020	Chargers	0	0	0.0	0	0	0	0	0	0.0	0	0
2020	TOTAL	0	0	0.0	0	0	0	0	0	0.0	0	0
2021	Steelers	0	0	0.0	0	0	0	0	0	0.0	0	0
NFL TOTALS		2	26	13.0	16	0	0	0	0	0.0	0	0

SINGLE-GAME HIGHS: RUSHING/RECEIVING

Rush Attempts	20 at Indianapolis Colts, Nov 10, 2019 18 at Miami Dolphins, Nov 15, 2020 123 at Minnesota Vikings, Dec 16, 2018 69 at Los Angeles Chargers, Nov 08, 2020	Kickoff Returns	1 at Buffalo Bills, Dec 30, 2018 1 vs. New England Patriots, Dec 09, 2018
Rushing Yards	75t at Minnesota Vikings, Dec 16, 2018 17 vs. New York Jets, Nov 22, 2020	Kickoff Return Yards	16 vs. New England Patriots, Dec 09, 2018 10 at Buffalo Bills, Dec 30, 2018
Longest Runs	75t at Minnesota Vikings, Dec 16, 2018 17 vs. New York Jets, Nov 22, 2020	Longest Kickoff Return	16 vs. New England Patriots, Dec 09, 2018 10 at Buffalo Bills, Dec 30, 2018
Rushing TDs	1 at Kansas City Chiefs, Jan 03, 2021 1 at Las Vegas Raiders, Dec 17, 2020 ...5 more at 1.	Special Teams Tackles	1 vs. New England Patriots, Sep 15, 2019 1 vs. Jacksonville Jaguars, Dec 23, 2018 ...2 more at 1.
Receptions	7 vs. New York Jets, Nov 22, 2020 5 at Miami Dolphins, Nov 15, 2020 ...2 more at 5.	Miscellaneous Tackles	1 at Buffalo Bills, Dec 30, 2018
Receiving Yards	44 at Indianapolis Colts, Sep 27, 2020 39 vs. Jacksonville Jaguars, Dec 23, 2018 31 vs. Jacksonville Jaguars, Dec 23, 2018 21 at Indianapolis Colts, Sep 27, 2020	Most TDs	1 at Kansas City Chiefs, Jan 03, 2021 1 at Las Vegas Raiders, Dec 17, 2020 ...5 more at 1.
Longest Receptions	121 at Minnesota Vikings, Dec 16, 2018 102 at Miami Dolphins, Nov 15, 2020	Rushing Average	10.3 at Minnesota Vikings, Dec 16, 2018 4.9 vs. New England Patriots, Dec 06, 2020
All-Purpose Yards		Receiving Average	8.8 at Indianapolis Colts, Sep 27, 2020 6.8 at Miami Dolphins, Nov 15, 2020

100-YARD RUSHING GAMES (1): REGULAR SEASON

DATE	TEAM	ATT.	YDS.	AVG.	LG	TD
12/16/18	at Vikings	12	123	10.3	75t	1

2021 GAME-BY-GAME REGULAR-SEASON STATISTICS (STEELERS)

DATE	OPPONENT	P/S	RUSHING					RECEIVING					W/L/T	SCORE
			NO.	YDS.	AVG.	LG	TD	NO.	YDS.	AVG.	LG	TD		
09/12	at Bills	P	0	0	0.0	0	0	0	0	0.0	0	0	W	23-16
09/19	Raiders	P	0	0	0.0	0	0	0	0	0.0	0	0	L	17-26
09/26	Bengals	P	0	0	0.0	0	0	0	0	0.0	0	0	L	10-24
10/03	at Packers	P	0	0	0.0	0	0	0	0	0.0	0	0	L	17-27
10/10	Broncos	P	4	0	0.0	3	0	0	0	0.0	0	0	W	27-19
10/17	Seahawks	P	2	15	7.5	11	0	0	0	0.0	0	0	W	23-20+
10/31	at Browns	P	1	-3	-3.0	-3	0	0	0	0.0	0	0	W	15-10
11/08	Bears	P	0	0	0.0	0	0	1	2	2.0	2	0	W	29-27
11/14	Lions	P	0	0	0.0	0	0	0	0	0.0	0	0	T	16-16
11/21	at Chargers	P	1	3	3.0	3	0	0	0	0.0	0	0	L	37-41
11/28	at Bengals	P	3	21	7.0	13	0	1	6	6.0	6	0	L	10-41
12/05	Ravens	P	0	0	0.0	0	0	0	0	0.0	0	0	W	20-19
12/09	at Vikings	P	0	0	0.0	0	0	0	0	0.0	0	0	L	28-36
12/19	Titans	P	0	0	0.0	0	0	0	0	0.0	0	0	W	19-13
12/26	at Chiefs	P	0	0	0.0	0	0	0	0	0.0	0	0	L	10-36
01/03	Browns	P	0	0	0.0	0	0	0	0	0.0	0	0	W	26-14
2021 TOTALS		16-0	11	36	3.3	13	0	2	8	4.0	6	0	8-7-1	

+ - Overtime



ZACH BANNER OFFENSIVE TACKLE

HEIGHT: 6-8 BIRTHPLACE Lakewood, WA
WEIGHT: 335 HOW ACQUIRED: FA '19
COLLEGE: USC NFL EXPERIENCE: 5th year
BORN: Dec. 25, 1993 (28)

ZACH BANNER'S NFL REGULAR SEASON STATISTICS

DATE	TEAM	GP	GS
2017	Browns	8	0
Went from Cleveland to Indianapolis.			
2017	Colts	0	0
2017	TOTAL	8	0
2018	Steelers	0	0
2019	Steelers	14	1
2020	Steelers	1	1
2021	Steelers	6	0
NFL TOTALS		29	2

ZACH BANNER'S NFL POSTSEASON STATISTICS

DATE	TEAM	GP	GS
2020	Steelers	0	0
NFL TOTALS		0	0

2021 GAME-BY-GAME REGULAR-SEASON STATISTICS (STEELERS)

DATE	OPPONENT	P/S		W/L/T	SCORE
09/12	at Bills		INJURED RESERVE	W	23-16
09/19	Raiders		INJURED RESERVE	L	17-26
09/26	Bengals		INJURED RESERVE	L	10-24
10/03	at Packers		INJURED RESERVE	L	17-27
10/10	Broncos		INJURED RESERVE	W	27-19
10/17	Seahawks		ON INACTIVE LIST	W	23-20+
10/31	at Browns		ON INACTIVE LIST	W	15-10
11/08	Bears		ON INACTIVE LIST	W	29-27
11/14	Lions			T	16-16
11/21	at Chargers	P		L	37-41
11/28	at Bengals	P		L	10-41
12/05	Ravens	P		W	20-19
12/09	at Vikings	P		L	28-36
12/19	Titans	P		W	19-13
12/26	at Chiefs		RESERVE/COVID-19	L	10-36
01/03	Browns		RESERVE/COVID-19	W	26-14
2021 TOTALS		6-0		8-7-1	

+ - Overtime

2020 GAME-BY-GAME POSTSEASON STATISTICS (STEELERS)

DATE	OPPONENT	P/S		W/L	SCORE
01/10	Browns		DID NOT PLAY	L	37-48
2020 TOTALS		0-0		0-1	



CHRIS BOSWELL KICKER

HEIGHT: 6-2 BIRTHPLACE Fort Worth, TX
WEIGHT: 185 HOW ACQUIRED: FA '15
COLLEGE: Rice NFL EXPERIENCE: 7th year
BORN: Mar. 16, 1991 (30)

REGULAR SEASON COMPARISON: KICKING - BALTIMORE RAVENS

DATE	OPP	W/L	GP/GS	FGM	FGA	PCT	LONG	XPM	XPA	PTS	1-19	20-29	30-39	40-49	50+	KO	TB
12/27/15	PIT @ BLT	L	P	1	1	100%	34	2	2	5	0-0	0-0	1-1	0-0	0-0	4	1
12/25/16	PIT vs. BLT	W	P	1	1	100%	36	4	4	7	0-0	0-0	1-1	0-0	0-0	6	3
10/1/17	PIT @ BLT	W	P	2	3	66.7%	49	2	2	8	0-0	0-0	0-0	1-1	0-0	6	2
12/10/17	PIT vs. BLT	W	P	4	4	100%	52	3	3	15	0-0	0-0	0-0	1-1	0-0	9	3
9/30/18	PIT vs. BLT	L	P	2	2	100%	39	0	0	0	0-0	0-0	1-1	0-0	0-0	4	1
11/4/18	PIT @ BLT	W	P	1	1	100%	29	2	3	5	0-0	1-1	0-0	0-0	0-0	5	4
10/6/19	PIT vs. BLT	L	P	3	3	100%	41	2	2	11	0-0	0-0	0-0	1-1	0-0	6	5
12/29/19	PIT @ BLT	L	P	1	1	100%	26	1	1	4	0-0	1-1	0-0	0-0	0-0	3	2
12/2/20	PIT vs. BLT	W	P	2	2	100%	27	1	2	7	0-0	1-1	0-0	0-0	0-0	5	3
12/5/21	PIT vs. BLT	W	P	2	2	100%	53	0	1	6	0-0	0-0	0-0	0-0	1-1	5	2
11/6/16	PIT @ BLT	L	P	0	0	0%	0	2	2	2	0-0	0-0	0-0	0-0	0-0	3	1
11/1/20	PIT @ BLT	W	P	0	0	0%	0	4	4	4	0-0	0-0	0-0	0-0	0-0	5	4
TOTALS		7/5	12/0	19	20	95%	53	23	26	74	0-0	3-3	3-3	3-3	1-1	61	31

CHRIS BOSWELL'S NFL REGULAR SEASON KICKING STATISTICS

DATE	TEAM	GP	FGM	FGA	PCT.	LG	XP	XPA	PCT.	BLK	PTS
2015	Steelers	12	29	32	90.6	51	26	27	96.3	0	113
2016	Steelers	15	21	25	84.0	49	36	36	100.0	1	99
2017	Steelers	16	35	38	92.1	53	37	39	94.9	1	142
2018	Steelers	15	13	20	65.0	50	43	48	89.6	1	82
2019	Steelers	16	29	31	93.5	51	28	28	100.0	0	115
2020	Steelers	13	19	20	95.0	59	34	38	89.5	0	91
2021	Steelers	16	33	37	89.2	56	26	28	92.9	0	125
NFL TOTALS		103	179	203	88.2	59	230	244	94.3	3	767

CHRIS BOSWELL'S NFL POSTSEASON KICKING STATISTICS

DATE	TEAM	GP	FGM	FGA	PCT.	LG	XP	XPA	PCT.	BLK	PTS
2015	Steelers	2	7	7	100.0	47	1	1	100.0	0	22
2016	Steelers	3	8	8	100.0	45	3	5	60.0	0	27
2017	Steelers	1	0	0	0.0	0	6	6	100.0	0	6
2020	Steelers	1	1	1	100.0	49	2	2	100.0	0	5
NFL TOTALS		7	16	16	100.0	49	12	14	85.7	0	60

CHRIS BOSWELL'S NFL REGULAR SEASON FIELD-GOAL ACCURACY STATISTICS

DATE	TEAM	1-19	PCT.	20-29	PCT.	30-39	PCT.	40-49	PCT.	50+	PCT.
2015	Steelers	1-1	100.0	9-9	100.0	8-8	100.0	9-12	75.0	2-2	100.0
2016	Steelers	0-0	0.0	2-2	100.0	8-9	88.9	11-12	91.7	0-2	0.0
2017	Steelers	0-0	0.0	10-10	100.0	12-14	85.7	9-10	90.0	4-4	100.0
2018	Steelers	0-0	0.0	3-3	100.0	4-6	66.7	5-10	50.0	1-1	100.0
2019	Steelers	1-1	100.0	11-11	100.0	7-7	100.0	9-10	90.0	1-2	50.0
2020	Steelers	0-0	0.0	5-5	100.0	6-6	100.0	7-8	87.5	1-1	100.0
2021	Steelers	0-0	0.0	8-8	100.0	7-8	87.5	10-12	83.3	8-9	88.9
NFL TOTALS		2-2	100.0	48-48	100.0	52-58	89.7	60-74	81.1	17-21	81.0

CHRIS BOSWELL'S NFL POSTSEASON FIELD-GOAL ACCURACY STATISTICS

DATE	TEAM	1-19	PCT.	20-29	PCT.	30-39	PCT.	40-49	PCT.	50+	PCT.
2015	Steelers	0-0	0.0	1-1	100.0	4-4	100.0	2-2	100.0	0-0	0.0
2016	Steelers	0-0	0.0	2-2	100.0	3-3	100.0	3-3	100.0	0-0	0.0
2017	Steelers	0-0	0.0	0-0	0.0	0-0	0.0	0-0	0.0	0-0	0.0
2020	Steelers	0-0	0.0	0-0	0.0	0-0	0.0	1-1	100.0	0-0	0.0
NFL TOTALS		0-0	0.0	3-3	100.0	7-7	100.0	6-6	100.0	0-0	0.0

SINGLE-GAME HIGHS: KICKER

Field Goals Made	6 at Cincinnati Bengals, Dec 18, 2016 5 vs. Cincinnati Bengals, Oct 22, 2017	Special Teams Tackles	1 vs. Baltimore Ravens, Oct 06, 2019 1 vs. Cleveland Browns, Oct 28, 2018 ...5 more at 1.
Field Goal Attempts	6 at Cincinnati Bengals, Dec 18, 2016 5 vs. Tennessee Titans, Dec 19, 2021 ...2 more at 5.	Longest Field Goals Attempt	56 vs. Tennessee Titans, Dec 19, 2021 55 vs. Dallas Cowboys, Nov 13, 2016
Longest Field Goals Made	59 at Dallas Cowboys, Nov 08, 2020 56 vs. Las Vegas Raiders, Sep 19, 2021	Kickoff Average	68.0 vs. Kansas City Chiefs, Oct 02, 2016 67.4 vs. Minnesota Vikings, Sep 17, 2017 ...1 more at 67.4.
PATs Made	7 vs. Carolina Panthers, Nov 08, 2018 5 vs. Cleveland Browns, Oct 18, 2020 ...4 more at 5.	Extra Point Attempt Percentage	100.0 vs. Cleveland Browns, Oct 18, 2020 100.0 vs. Philadelphia Eagles, Oct 11, 2020 ...3 more at 100.0.
PAT Attempts	7 vs. Carolina Panthers, Nov 08, 2018 6 vs. Atlanta Falcons, Oct 07, 2018	Field Goal Percentage	100.0 vs. Cleveland Browns, Jan 03, 2022 100.0 vs. Indianapolis Colts, Nov 03, 2019 ...7 more at 100.0.
Points	18 at Cincinnati Bengals, Dec 18, 2016 17 vs. Cincinnati Bengals, Oct 22, 2017		

SINGLE-GAME HIGHS - POSTSEASON: KICKER

Field Goals Made	6 at Kansas City Chiefs, Jan 15, 2017 4 at Cincinnati Bengals, Jan 09, 2016 3 at Denver Broncos, Jan 17, 2016 1 vs. Cleveland Browns, Jan 10, 2021 1 at New England Patriots, Jan 22, 2017 ...1 more at 1.	PATs Made	6 vs. Jacksonville Jaguars, Jan 14, 2018 3 vs. Miami Dolphins, Jan 08, 2017 2 vs. Cleveland Browns, Jan 10, 2021 1 at Denver Broncos, Jan 17, 2016
Field Goal Attempts	6 at Kansas City Chiefs, Jan 15, 2017 4 at Cincinnati Bengals, Jan 09, 2016 3 at Denver Broncos, Jan 17, 2016 1 vs. Cleveland Browns, Jan 10, 2021 1 at New England Patriots, Jan 22, 2017 ...1 more at 1.	PAT Attempts	6 vs. Jacksonville Jaguars, Jan 14, 2018 4 vs. Miami Dolphins, Jan 08, 2017 2 vs. Cleveland Browns, Jan 10, 2021 1 at New England Patriots, Jan 22, 2017 1 at Denver Broncos, Jan 17, 2016
Longest Field Goals Made	49 vs. Cleveland Browns, Jan 10, 2021 47 at Denver Broncos, Jan 17, 2016 45 at Kansas City Chiefs, Jan 15, 2017 39 at Cincinnati Bengals, Jan 09, 2016 34 vs. Miami Dolphins, Jan 08, 2017	Points	18 at Kansas City Chiefs, Jan 15, 2017 12 at Cincinnati Bengals, Jan 09, 2016 10 at Denver Broncos, Jan 17, 2016 6 vs. Jacksonville Jaguars, Jan 14, 2018 6 vs. Miami Dolphins, Jan 08, 2017

2021 GAME-BY-GAME REGULAR-SEASON STATISTICS (STEELERS)

		FIELD GOALS				EXTRA POINTS					
DATE	OPPONENT	FGM	FGA	PCT	LG	XP	XPA	PCT	BLK	PTS	W/L/T
09/12	at Bills	P	3	3	100.0	45	2	2	100.0	0	11 W
09/19	Raiders	P	1	1	100.0	56	2	2	100.0	0	5 L
09/26	Bengals	P	1	2	50.0	26	1	1	100.0	0	4 L
10/03	at Packers	P	1	1	100.0	52	2	2	100.0	0	5 L
10/10	Broncos	P	2	2	100.0	48	3	3	100.0	0	9 W
10/17	Seahawks	P	3	3	100.0	52	2	2	100.0	0	11 W
10/31	at Browns	P	1	1	100.0	31	0	0	0.0	0	3 W
11/08	Bears	P	3	3	100.0	54	2	3	66.7	0	11 W
11/14	Lions	P	3	3	100.0	51	1	1	100.0	0	10 T
11/21	at Chargers	P	3	3	100.0	45	4	4	100.0	0	13 L
11/28	at Bengals	P	1	1	100.0	40	1	1	100.0	0	4 L
12/05	Ravens	P	2	2	100.0	53	0	1	0.0	0	6 W
12/09	at Vikings	P	0	1	0.0	0	2	2	100.0	0	2 L
12/19	Titans	P	4	5	80.0	48	1	1	100.0	0	13 W
12/26	at Chiefs	P	1	2	50.0	34	1	1	100.0	0	4 L
01/03	Browns	P	4	4	100.0	50	2	2	100.0	0	14 W
2021 TOTALS		16	33	37	89.2	56	26	28	92.9	0	125 8-7-1
+ - Overtime											

2020 GAME-BY-GAME POSTSEASON STATISTICS (STEELERS)

		FIELD GOALS				EXTRA POINTS					
DATE	OPPONENT	FGM	FGA	PCT	LG	XP	XPA	PCT	BLK	PTS	W/L
01/10	Browns	P	1	1	100.0	49	2	2	100.0	0	5 L
2020 TOTALS		1	1	1	100.0	49	2	2	100.0	0	5 0-1

2017 GAME-BY-GAME POSTSEASON STATISTICS (STEELERS)

		FIELD GOALS				EXTRA POINTS					
DATE	OPPONENT	FGM	FGA	PCT	LG	XP	XPA	PCT	BLK	PTS	W/L
01/14	Jaguars	P	0	0	0.0	0	6	6	100.0	0	6 L
2017 TOTALS		1	0	0	0.0	0	6	6	100.0	0	6 0-1

2016 GAME-BY-GAME POSTSEASON STATISTICS (STEELERS)

		FIELD GOALS				EXTRA POINTS					
DATE	OPPONENT	FGM	FGA	PCT	LG	XP	XPA	PCT	BLK	PTS	W/L
01/08	Dolphins	P	1	1	100.0	34	3	4	75.0	0	6 W
01/15	at Chiefs	P	6	6	100.0	45	0	0	0.0	0	18 W
01/22	at Patriots	P	1	1	100.0	23	0	1	0.0	0	3 L
2016 TOTALS		3	8	8	100.0	45	3	5	60.0	0	27 2-1

2015 GAME-BY-GAME POSTSEASON STATISTICS (STEELERS)

			FIELD GOALS				EXTRA POINTS						PTS	W/L	SCORE
DATE	OPPONENT		FGM	FGA	PCT	LG	XP	XPA	PCT	BLK					
01/09	at Bengals	P	4	4	100.0	39	0	0	0.0	0	12	W	18-16		
01/17	at Broncos	P	3	3	100.0	47	1	1	100.0	0	10	L	16-23		
2015 TOTALS		2	7	7	100.0	47	1	1	100.0	0	22	1-1			



96

ISAIAH BUGGS
DEFENSIVE END

HEIGHT: 6-3

WEIGHT: 295

COLLEGE: Alabama

BORN: Aug. 24, 1996 (25)

BIRTHPLACE: Ruston, LA

HOW ACQUIRED: D6b '19

NFL EXPERIENCE: 3rd year

REGULAR SEASON COMPARISON: DEFENSIVE - BALTIMORE RAVENS

DATE	OPP	W/L	GP/GS	TACKLES				ASST	SACK	YDS.	INT	TFL	PD	QBH	TD	MISC	
				TOT	SOLO											FF	FR
12/29/19	PIT @ BLT	L	P	1	1			0	0.0	0.0	0	0	0	0	0	0	0
11/1/20	PIT @ BLT	W	P	5	3			2	0.0	0.0	0	0	0	1	0	0	0
TOTALS		1/1	2/0	6	4			2	0.0	0.0	0	0	0	1	0	0	0

ISAIAH BUGGS' NFL REGULAR SEASON DEFENSIVE STATISTICS

DATE	TEAM	GP	GS	TACKLES				YDS	QBH	INTERCEPTIONS				O. FUMB			ST		MISC	
				TK	S	A	TFL			NO	YDS	LG	TD	PD	FF	FR	TD	YDS	TK	S
2019	Steelers	9	0	3	2	1	0	0	0.0	0.0	0	0	0	0	0	0	0	0	0	0
2020	Steelers	10	1	11	7	4	0	0	0.0	0.0	1	0	0	0	0	0	0	0	0	0
2021	Steelers	10	6	17	5	12	2	2	0.0	0.0	0	0	0	1	0	0	0	0	0	0
NFL TOTALS		29	7	31	14	17	2	2	0.0	0.0	1	0	0	1	0	0	0	0	0	0

ISAIAH BUGGS' NFL POSTSEASON DEFENSIVE STATISTICS

DATE	TEAM	GP	GS	TACKLES				YDS	QBH	INTERCEPTIONS				O. FUMB			ST		MISC	
				TK	S	A	TFL			NO	YDS	LG	TD	PD	FF	FR	TD	YDS	TK	S
2020	Steelers	0	0	0	0	0	0	0	0.0	0.0	0	0	0	0	0	0	0	0	0	0
NFL TOTALS		0	0	0	0	0	0	0	0.0	0.0	0	0	0	0	0	0	0	0	0	0

SINGLE-GAME HIGHS: DEFENSIVE


- Total Tackles
- 5 vs. Detroit Lions, Nov 14, 2021
- Tackles For Loss
- 1 at Green Bay Packers, Oct 03, 2021
- Passes Defensed
- 5 at Baltimore Ravens, Nov 01, 2020
- 1 at Los Angeles Chargers, Nov 21, 2021

2021 GAME-BY-GAME REGULAR-SEASON STATISTICS (STEELERS)

DATE	OPPONENT	P/S	TACKLES							INTERCEPTIONS				O. FUMB			ST			MISC							
			TK	S	A	SK	YDS	TFL	YDS	QBH	NO	YDS	LG	TD	PD	FF	FR	TD	YDS	TK	S	A	FF	FR	S	A	W/L
09/12	at Bills	P	1	0	1	0.0	0.0	0	0	0	0	0	0	0	0	0	0	0	0	0	0	0	0	0	0	W	23-16
09/19	Raiders	P	0	0	0	0.0	0.0	0	0	0	0	0	0	0	0	0	0	0	0	0	0	0	0	0	0	L	17-26
09/26	Bengals	S	3	1	2	0.0	0.0	0	0	0	0	0	0	0	0	0	0	0	0	0	0	0	0	0	0	L	10-24
10/03	at Packers	S	2	1	1	0.0	0.0	1	1	0	0	0	0	0	0	0	0	0	0	0	0	0	0	0	0	L	17-27
10/10	Broncos	P	1	0	1	0.0	0.0	0	0	0	0	0	0	0	0	0	0	0	0	0	0	0	0	0	0	W	27-19
10/17	Seahawks	S	1	1	0	0.0	0.0	1	1	0	0	0	0	0	0	0	0	0	0	0	0	0	0	0	0	W	23-20+
10/31	at Browns	S	1	0	1	0.0	0.0	0	0	0	0	0	0	0	0	0	0	0	0	0	0	0	0	0	0	W	15-10
11/08	Bears	S	2	0	2	0.0	0.0	0	0	0	0	0	0	0	0	0	0	0	0	0	0	0	0	0	0	W	29-27
11/14	Lions	P	5	2	3	0.0	0.0	0	0	0	0	0	0	0	0	0	0	0	0	0	0	0	0	0	0	T	16-16
11/21	at Chargers	S	1	0	1	0.0	0.0	0	0	0	0	0	0	1	0	0	0	0	0	0	0	0	0	0	0	L	37-41
11/28	at Bengals									ON INACTIVE LIST																L	10-41
12/05	Ravens									ON INACTIVE LIST																W	20-19
12/09	at Vikings									INACTIVE																L	28-36
12/19	Titans									ON INACTIVE LIST																W	19-13
12/26	at Chiefs									RESERVE/COVID-19																L	10-36
01/03	Browns									ON INACTIVE LIST																W	26-14
2021 TOTALS			10-6	17	5	12	0.0	0.0	2	2	0	0	0	0	1	0	0	0	0	0	0	0	0	0	0	8-7-1	
+ - Overtime																											

2020 GAME-BY-GAME POSTSEASON STATISTICS (STEELERS)

DATE	OPPONENT	P/S	TACKLES						INTERCEPTIONS					O. FUMB			ST			MISC		W/L	SCORE			
			TK	S	A	SK	YDS	TFL	YDS	QBH	NO	YDS	LG	TD	PD	FF	FR	TD	YDS	TK	S			A	FF	FR
01/10	Browns		ON INACTIVE LIST																			L	37-48			
2020 TOTALS			0	0	0	0	0	0	0	0	0	0	0	0	0	0	0	0	0	0	0	0	0	0	0	0-1



55

DEVIN BUSH

LINEBACKER

HEIGHT: 5-11

WEIGHT: 234

COLLEGE: Michigan

BORN: Jul. 18, 1998 (23)

BIRTHPLACE: Pembroke Pines, FL

HOW ACQUIRED: D1 '19

NFL EXPERIENCE: 3rd year

REGULAR SEASON COMPARISON: DEFENSIVE - BALTIMORE RAVENS

DATE	OPP	W/L	GP/GS	TACKLES			ASST	SACK	YDS.	INT	TFL	PD	QBH	TD	MISC		
				TOT	SOLO										FF		FR
10/6/19	PIT vs. BLT	L	S	8	5		3	0.0	0.0	1	0	1	0	0	0	0	0
12/29/19	PIT @ BLT	L	S	12	11		1	0.0	0.0	0	0	0	0	0	0	0	0
12/5/21	PIT vs. BLT	W	S	2	2		0	0.0	0.0	0	0	0	0	0	0	0	0
TOTALS		1/2	3/3	22	18		4	0.0	0.0	1	0	1	0	0	0	0	0

DEVIN BUSH'S NFL REGULAR SEASON DEFENSIVE STATISTICS

TACKLES										INTERCEPTIONS					O. FUMB				ST				MISC				
DATE	TEAM	GP	GS	TK	S	A	TFL	YDS	SK	YDS	QBH	NO	YDS	LG	TD	PD	FF	FR	TD	YDS	TK	S	A	FF	FR	S	A
2019	Steelers	16	15	109	72	37	9	17	1.0	9.0	2	2	6	6	0	4	1	4	1	20	0	0	0	0	0	0	0
2020	Steelers	5	5	26	16	10	0	0	1.0	6.5	2	0	0	0	0	3	0	0	0	0	0	0	0	0	0	0	0
2021	Steelers	13	13	66	39	27	2	18	2.0	18.0	4	0	0	0	0	4	1	1	0	0	0	0	0	0	0	0	0
NFL TOTALS		34	33	201	127	74	11	35	4.0	33.5	8	2	6	6	0	11	2	5	1	20	0	0	0	0	0	0	0

DEVIN BUSH'S NFL POSTSEASON DEFENSIVE STATISTICS

				TACKLES							INTERCEPTIONS					O. FUMB					ST				MISC			
DATE	TEAM	GP	GS	TK	S	A	TFL	YDS	SK	YDS	QBH	NO	YDS	LG	TD	PD	FF	FR	TD	YDS	TK	S	A	FF	FR	S	A	
2020	Steelers	0	0	0	0	0	0	0	0.0	0.0	0	0	0	0	0	0	0	0	0	0	0	0	0	0	0	0	0	0
NFL TOTALS		0	0	0	0	0	0	0	0.0	0.0	0	0	0	0	0	0	0	0	0	0	0	0	0	0	0	0	0	0

SINGLE-GAME HIGHS: DEFENSIVE


Total Tackles	12 at Baltimore Ravens, Dec 29, 2019 11 at New England Patriots, Sep 08, 2019	Tackles For Loss	3 vs. Cincinnati Bengals, Sep 30, 2019 2 vs. Buffalo Bills, Dec 15, 2019
Sacks	1.0 vs. Cincinnati Bengals, Sep 30, 2019 0.5 vs. Cleveland Browns, Oct 18, 2020 ...1 more at 0.5.	Interceptions	1 at Los Angeles Chargers, Oct 13, 2019 1 vs. Baltimore Ravens, Oct 06, 2019 6 at Los Angeles Chargers, Oct 13, 2019
Passes Defensed	2 at Minnesota Vikings, Dec 09, 2021 2 vs. Denver Broncos, Sep 20, 2020	Interception Return Yards	11 vs. Seattle Seahawks, Sep 15, 2019 9 at Los Angeles Chargers, Oct 13, 2019
Forced Fumbles	1 at Buffalo Bills, Sep 12, 2021 1 at Cincinnati Bengals, Nov 24, 2019	Longest Opponent's Fumble Return	
Fumble Recoveries	2 at San Francisco 49ers, Sep 22, 2019 1 vs. Seattle Seahawks, Oct 17, 2021 ...2 more at 1.		

2021 GAME-BY-GAME REGULAR-SEASON STATISTICS (STEELERS)

DATE	OPPONENT	P/S	TACKLES							INTERCEPTIONS				O. FUMB			ST			MISC			W/L	SCORE		
			TK	S	A	SK	YDS	TFL	YDS	QBH	NO	YDS	LG	TD	PD	FF	FR	TD	YDS	TK	S	A			FF	FR
09/12	at Bills	S	10	6	4	0.0	0.0	0	0	0	0	0	0	0	1	0	0	0	0	0	0	0	0	0	W	23-16
09/19	Raiders	S	ON INACTIVE LIST																			L	17-26			
09/26	Bengals	S	2	0	2	0.0	0.0	0	0	0	0	0	0	0	0	0	0	0	0	0	0	0	0	0	L	10-24
10/03	at Packers	S	6	5	1	1.0	6.0	1	6	2	0	0	0	0	0	0	0	0	0	0	0	0	0	0	L	17-27
10/10	Broncos	S	1	1	0	1.0	12.0	1	12	2	0	0	0	0	0	0	0	0	0	0	0	0	0	0	W	27-19
10/17	Seahawks	S	6	3	3	0.0	0.0	0	0	0	0	0	0	0	1	0	0	0	0	0	0	0	0	0	W	23-20
10/31	at Browns	S	5	3	2	0.0	0.0	0	0	0	0	0	0	0	0	0	0	0	0	0	0	0	0	0	W	15-10
11/08	Bears	S	3	2	1	0.0	0.0	0	0	0	0	0	0	1	0	0	0	0	0	0	0	0	0	0	W	29-27
11/14	Lions	S	9	5	4	0.0	0.0	0	0	0	0	0	0	0	0	0	0	0	0	0	0	0	0	0	T	16-16
11/21	at Chargers	S	4	4	0	0.0	0.0	0	0	0	0	0	0	0	0	0	0	0	0	0	0	0	0	0	L	37-41
11/28	at Bengals	S	5	2	3	0.0	0.0	0	0	0	0	0	0	0	0	0	0	0	0	0	0	0	0	0	L	10-41
12/05	Ravens	S	2	2	0	0.0	0.0	0	0	0	0	0	0	0	0	0	0	0	0	0	0	0	0	0	W	20-19
12/09	at Vikings	S	8	3	5	0.0	0.0	0	0	0	0	0	0	2	0	0	0	0	0	0	0	0	0	0	L	28-36
12/19	Titans	S	5	3	2	0.0	0.0	0	0	0	0	0	0	1	0	0	0	0	0	0	0	0	0	0	W	19-13
12/26	at Chiefs		RESERVE/COVID-19																			L	10-36			
01/03	Browns		RESERVE/COVID-19																			W	26-14			
2021 TOTALS		13-13	66	39	27	2.0	18.0	2	18	4	0	0	0	0	4	1	0	0	0	0	0	0	0	0	8-7-1	
+ - Overtime																										

2020 GAME-BY-GAME POSTSEASON STATISTICS (STEELERS)

			TACKLES							INTERCEPTIONS							O. FUMB				ST				MISC			SCORE
DATE	OPPONENT	P/S	TK	S	A	SK	YDS	TFL	YDS	QBH	NO	YDS	LG	TD	PD	FF	FR	TD	YDS	TK	S	A	FF	FR	S	A	W/L	
01/10	Browns		DID NOT PLAY																									
2020 TOTALS			0	0	0	0.0	0.0	0	0	0	0	0	0	0	0	0	0	0	0	0	0	0	0	0	0	0	0	0-1



EST. 1933

STEELERS NATION

Steelers

98

TACO CHARLTON

DEFENSIVE END

HEIGHT: 6-6

WEIGHT: 270

COLLEGE: Michigan

BORN: Nov. 7, 1994 (27)

BIRTHPLACE: Pickerington, OH

HOW ACQUIRED: FA '21

NFL EXPERIENCE: 5th year

REGULAR SEASON COMPARISON: DEFENSIVE - BALTIMORE RAVENS

DATE	OPP	W/L	GP/GS	TACKLES			SACK	YDS.	INT	TFL	PD	QBH	TD	MISC	
				TOT	SOLO	ASST								FF	FR
12/5/21	PIT vs. BLT	W	P	1	0	1	0.0	0.0	0	0	0	0	0	0	0
TOTALS		1/0	1/0	1	0	1	0.0	0.0	0	0	0	0	0	0	0

TACO CHARLTON'S NFL REGULAR SEASON DEFENSIVE STATISTICS

DATE	TEAM	GP	GS	TACKLES										INTERCEPTIONS				O. FUMB				ST				MISC	
				TK	S	A	TFL	YDS	SK	YDS	QBH	NO	YDS	LG	TD	PD	FF	FR	TD	YDS	TK	S	A	FF	FR	S	A
2017	Cowboys	16	0	19	15	4	3	8	3.0	14.0	11	0	0	0	0	1	1	0	0	0	0	0	0	0	0	0	
2018	Cowboys	11	7	27	13	14	5	18	1.0	13.0	8	0	0	0	0	1	0	0	0	0	0	0	0	0	0	0	
2019	Cowboys	0	0	0	0	0	0	0	0.0	0.0	0	0	0	0	0	0	0	0	0	0	0	0	0	0	0	0	
Went from Dallas to Miami.																											
2019	Dolphins	10	5	21	14	7	3	15	5.0	34.0	5	0	0	0	0	0	2	0	0	0	0	0	0	0	0	0	0
2019	TOTAL	10	5	21	14	7	3	15	5.0	34.0	5	0	0	0	0	0	2	0	0	0	0	0	0	0	0	0	0
2020	Chiefs	7	0	7	4	3	1	1	2.0	6.0	4	0	0	0	0	1	0	0	0	0	0	0	0	0	0	0	0
2021	Steelers	10	2	18	7	11	0	0	0.5	2.0	2	0	0	0	0	1	0	0	0	0	0	0	0	0	0	0	0
NFL TOTALS		54	14	92	53	39	12	42	11.5	69.0	30	0	0	0	0	3	4	1	0	0	0	0	0	0	0	0	0

TACO CHARLTON'S NFL POSTSEASON DEFENSIVE STATISTICS

TACKLES													INTERCEPTIONS				O. FUMB				ST				MISC			
DATE	TEAM	GP	GS	TK	S	A	TFL	YDS	SK	YDS	QBH	NO	YDS	LG	TD	PD	FF	FR	TD	YDS	TK	S	A	FF	FR	S	A	
2018	Cowboys	2	0	0	0	0	0	0	0.0	0.0	0	0	0	0	0	0	0	0	0	0	0	0	0	0	0	0	0	0
2020	Chiefs	0	0	0	0	0	0	0	0.0	0.0	0	0	0	0	0	0	0	0	0	0	0	0	0	0	0	0	0	0
NFL TOTALS		2	0	0	0	0	0	0	0.0	0.0	0	0	0	0	0	0	0	0	0	0	0	0	0	0	0	0	0	0

SINGLE-GAME HIGHS: DEFENSIVE

Total Tackles	6 vs. Los Angeles Chargers, Sep 29, 2019	Forced Fumbles	1 vs. New England Patriots, Oct 05, 2020
	5 vs. Tampa Bay Buccaneers, Dec 23, 2018		1 vs. Philadelphia Eagles, Dec 01, 2019
Sacks	1.0 vs. New England Patriots, Oct 05, 2020		...2 more at 1.
	1.0 at Los Angeles Chargers, Sep 20, 2020	Fumble Recoveries	1 vs. New York Giants, Sep 16, 2018
	...9 more at 1.0.	Tackles For Loss	1 at Los Angeles Chargers, Sep 20, 2020
Passes Defensed	1 vs. Tennessee Titans, Dec 19, 2021		1 at Buffalo Bills, Oct 20, 2019
	1 at Carolina Panthers, Sep 09, 2018		...7 more at 1.
	...1 more at 1.		

SINGLE-GAME HIGHS - POSTSEASON: DEFENSIVE

Total Tackles	1 at Los Angeles Rams, Jan 12, 2019
---------------	-------------------------------------

2021 GAME-BY-GAME REGULAR-SEASON STATISTICS (STEELERS)


DATE	OPPONENT	P/S	TACKLES							INTERCEPTIONS				O. FUMB				ST				MISC		W/L	SCORE						
			TK	S	A	SK	YDS	TFL	YDS	QBH	NO	YDS	LG	TD	PD	FF	FR	TD	YDS	TK	S	A	FF			FR	S	A			
09/12	at Bills									NOT ON ROSTER																				W	23-16
09/19	Raiders									NOT ON ROSTER																				L	17-26
09/26	Bengals									PRACTICE SQUAD																				L	10-24
10/03	at Packers									PRACTICE SQUAD																				L	17-27
10/10	Broncos									PRACTICE SQUAD																				W	27-19
10/17	Seahawks									PRACTICE SQUAD																				W	23-20+
10/31	at Browns									PRACTICE SQUAD																				W	15-10
11/08	Bears	P	3	2	1	0.0	0.0	0	0	0	0	0	0	0	0	0	0	0	0	0	0	0	0	0	W	29-27					
11/14	Lions	P	3	1	2	0.0	0.0	0	0	0	0	0	0	0	0	0	0	0	0	0	0	0	0	T	16-16						
11/21	at Chargers	S	2	1	1	0.5	2.0	0	0	1	0	0	0	0	0	0	0	0	0	0	0	0	0	L	37-41						
11/28	at Bengals	S	2	1	1	0.0	0.0	0	0	0	0	0	0	0	0	0	0	0	0	0	0	0	0	L	10-41						
12/05	Ravens	P	1	0	1	0.0	0.0	0	0	0	0	0	0	0	0	0	0	0	0	0	0	0	0	W	20-19						
12/09	at Vikings	P	4	2	2	0.0	0.0	0	0	1	0	0	0	0	0	0	0	0	0	0	0	0	0	L	28-36						
12/19	Titans	P	2	0	2	0.0	0.0	0	0	0	0	0	0	0	1	0	0	0	0	0	0	0	0	W	19-13						
12/26	at Chiefs	P	1	0	1	0.0	0.0	0	0	0	0	0	0	0	0	0	0	0	0	0	0	0	0	L	10-36						
01/03	Browns	P	0	0	0	0.0	0.0	0	0	0	0	0	0	0	0	0	0	0	0	0	0	0	0	W	26-14						
2021 TOTALS			9-2		18 7 11 0.5 2.0 0 0 2 0 0 0 0 1 0 0 0 0 0 0 0 0 0 0 0 0 8-7-1																										
+ - Overtime																															

2020 GAME-BY-GAME POSTSEASON STATISTICS (CHIEFS)

			TACKLES							INTERCEPTIONS				O. FUMB				ST				MISC						
DATE	OPPONENT	P/S	TK	S	A	SK	YDS	TFL	YDS	QBH	NO	YDS	LG	TD	PD	FF	FR	TD	YDS	TK	S	A	FF	FR	S	A	W/L	SCORE
01/17	Browns																										W	22-17
01/24	Bills																										W	38-24
02/07	at Buccaneers																										L	9-31
2020 TOTALS			0	0	0	0.0	0.0	0	0	0	0	0	0	0	0	0	0	0	0	0	0	0	0	0	0	0	2-1	

2018 GAME-BY-GAME POSTSEASON STATISTICS (COWBOYS)

DATE	OPPONENT	P/S	TACKLES							INTERCEPTIONS					O. FUMB			ST			MISC		W/L	SCORE			
			TK	S	A	SK	YDS	TFL	YDS	QBH	NO	YDS	LG	TD	PD	FF	FR	TD	YDS	TK	S	A			FF	FR	S
01/05	Seahawks	P	0	0	0	0.0	0.0	0	0	0	0	0	0	0	0	0	0	0	0	0	0	0	0	0	0	W	24-22
01/12	at Rams	P	0	0	0	0.0	0.0	0	0	0	0	0	0	0	0	0	0	0	0	0	0	0	0	0	0	L	22-30
2018 TOTALS			2-0	0	0	0.0	0.0	0	0	0	0	0	0	0	0	0	0	0	0	0	0	0	0	0	0	1-1	



11

CHASE CLAYPOOL

WIDE RECEIVER

HEIGHT: 6-4

BIRTHPLACE: Abbotsford, British Columbia, Canada

WEIGHT: 238

HOW ACQUIRED: D2 '20

COLLEGE: Notre Dame

NFL EXPERIENCE: 2nd year

BORN: Jul. 7, 1998 (23)

REGULAR SEASON COMPARISON: RECEIVING - BALTIMORE RAVENS

DATE	OPP	W/L	GP/GS	REC	YDS.	AVG.	TD	LG	TGTS	YAC
11/1/20	PIT @ BLT	W	P	5	42	8.4	1	10	9	7
12/2/20	PIT vs. BLT	W	P	6	52	8.7	0	22	9	20
12/5/21	PIT vs. BLT	W	P	2	52	26.0	0	40	3	27
TOTALS		3/0	3/0	13	146	11.2	1	40	21	54

CHASE CLAYPOOL'S NFL REGULAR SEASON RUSHING/RECEIVING STATISTICS

RECEIVING										RUSHING				
DATE	TEAM	GP	GS	NO.	YDS.	AVG.	LG	TD		NO.	YDS.	AVG.	LG	TD
2020	Steelers	16	6	62	873	14.1	84t	9		10	16	1.6	8	2
2021	Steelers	14	12	54	823	15.2	59	1		11	63	5.7	25	0
NFL TOTALS		30	18	116	1,696	14.6	84T	10		21	79	3.8	25	2

CHASE CLAYPOOL'S NFL POSTSEASON RUSHING/RECEIVING STATISTICS

RECEIVING										RUSHING				
DATE	TEAM	GP	GS	NO.	YDS.	AVG.	LG	TD		NO.	YDS.	AVG.	LG	TD
2020	Steelers	1	1	5	59	11.8	29t	2		0	0	0.0	0	0
NFL TOTALS		1	1	5	59	11.8	29T	2		0	0	0.0	0	0

CHASE CLAYPOOL'S NFL REGULAR SEASON RETURN STATISTICS

KICKOFF RETURNS								PUNT RETURNS						
DATE	TEAM	RET.	YDS.	AVG.	LG	TD		NO.	FC	YDS.	AVG.	LG	TD	
2020	Steelers	0	0	0.0	0	0		0	0	0	0.0	0	0	
2021	Steelers	0	0	0.0	0	0		0	0	0	0.0	0	0	
NFL TOTALS		0	0	0.0	0	0		0	0	0	0.0	0	0	

CHASE CLAYPOOL'S NFL POSTSEASON RETURN STATISTICS

KICKOFF RETURNS								PUNT RETURNS						
DATE	TEAM	RET.	YDS.	AVG.	LG	TD		NO.	FC	YDS.	AVG.	LG	TD	
2020	Steelers	0	0	0.0	0	0		0	0	0	0.0	0	0	
NFL TOTALS		0	0	0.0	0	0		0	0	0	0.0	0	0	

SINGLE-GAME HIGHS: RUSHING/RECEIVING

Rush Attempts	3 vs. Philadelphia Eagles, Oct 11, 2020 2 at Los Angeles Chargers, Nov 21, 2021 ...4 more at 2.	Longest Receptions	84t vs. Denver Broncos, Sep 20, 2020 59 vs. Denver Broncos, Oct 10, 2021
Rushing Yards	25 at Buffalo Bills, Sep 12, 2021 16 at Cleveland Browns, Oct 31, 2021	Receiving TDs	3 vs. Philadelphia Eagles, Oct 11, 2020 2 vs. Cincinnati Bengals, Nov 15, 2020
Longest Runs	25 at Buffalo Bills, Sep 12, 2021 16 at Cleveland Browns, Oct 31, 2021	All-Purpose Yards	130 vs. Denver Broncos, Oct 10, 2021 116 vs. Philadelphia Eagles, Oct 11, 2020
Rushing TDs	1 vs. Cleveland Browns, Oct 18, 2020 1 vs. Philadelphia Eagles, Oct 11, 2020	Special Teams Tackles	3 vs. Denver Broncos, Sep 20, 2020 1 at Cleveland Browns, Jan 03, 2021 ...2 more at 1.
Receptions	9 vs. Cincinnati Bengals, Sep 26, 2021 8 at Minnesota Vikings, Dec 09, 2021 ...1 more at 8.	Most TDs	4 vs. Philadelphia Eagles, Oct 11, 2020 2 vs. Cincinnati Bengals, Nov 15, 2020
Receiving Yards	130 vs. Denver Broncos, Oct 10, 2021 110 vs. Philadelphia Eagles, Oct 11, 2020	Receiving Average	29.3 vs. Denver Broncos, Sep 20, 2020 27.3 at Cincinnati Bengals, Nov 28, 2021

SINGLE-GAME HIGHS - POSTSEASON: RECEIVING

Receptions	5 vs. Cleveland Browns, Jan 10, 2021	Receiving TDs	2 vs. Cleveland Browns, Jan 10, 2021
Receiving Yards	59 vs. Cleveland Browns, Jan 10, 2021	All-Purpose Yards	59 vs. Cleveland Browns, Jan 10, 2021
Longest Receptions	29t vs. Cleveland Browns, Jan 10, 2021 15 vs. Cleveland Browns, Jan 10, 2021 7 vs. Cleveland Browns, Jan 10, 2021 7t vs. Cleveland Browns, Jan 10, 2021 1 vs. Cleveland Browns, Jan 10, 2021	Most TDs	2 vs. Cleveland Browns, Jan 10, 2021

2021 PITTSBURGH STEELERS

81

UPDATED PLAYER BIOS

100-YARD RECEIVING GAMES (3): REGULAR SEASON

DATE	TEAM	NO.	YDS.	AVG.	LG	TD
10/11/20	EAGLES	7	110	15.7	35t	3
01/03/21	at Browns	5	101	20.2	41	1
10/10/21	BRONCOS	5	130	26.0	59	1

2021 GAME-BY-GAME REGULAR-SEASON STATISTICS (STEELERS)

DATE	OPPONENT	P/S	RECEIVING					RUSHING					W/L/T	SCORE
			NO.	YDS.	AVG.	LG	TD	NO.	YDS.	AVG.	LG	TD		
09/12	at Bills	P	3	45	15.0	22	0	1	25	25.0	25	0	W	23-16
09/19	Raiders	S	3	70	23.3	52	0	1	-3	-3.0	-3	0	L	17-26
09/26	Bengals	S	9	96	10.7	29	0	0	0	0.0	0	0	L	10-24
10/03	at Packers							ON INACTIVE LIST					L	17-27
10/10	Broncos	S	5	130	26.0	59	1	0	0	0.0	0	0	W	27-19
10/17	Seahawks	S	2	17	8.5	12	0	0	0	0.0	0	0	W	23-20+
10/31	at Browns	S	4	45	11.3	16	0	2	16	8.0	16	0	W	15-10
11/08	Bears	S	3	30	10.0	26	0	2	13	6.5	11	0	W	29-27
11/14	Lions							ON INACTIVE LIST					T	16-16
11/21	at Chargers	S	5	93	18.6	37	0	2	1	0.5	3	0	L	37-41
11/28	at Bengals	S	3	82	27.3	41	0	0	0	0.0	0	0	L	10-41
12/05	Ravens	P	2	52	26.0	40	0	1	2	2.0	2	0	W	20-19
12/09	at Vikings	S	8	93	11.6	38	0	1	2	2.0	2	0	L	28-36
12/19	Titans	S	0	12	0.0	12	0	1	7	7.0	7	0	W	19-13
12/26	at Chiefs	S	4	41	10.3	24	0	0	0	0.0	0	0	L	10-36
01/03	Browns	S	3	17	5.7	8	0	0	0	0.0	0	0	W	26-14
2021 TOTALS		14-12	54	823	15.2	59	1	11	63	5.7	25	0	8-7-1	

+ - Overtime

2020 GAME-BY-GAME POSTSEASON STATISTICS (STEELERS)

DATE	OPPONENT	P/S	RECEIVING					RUSHING					W/L	SCORE
			NO.	YDS.	AVG.	LG	TD	NO.	YDS.	AVG.	LG	TD		
01/10	Browns	S	5	59	11.8	29t	2	0	0	0.0	0	0	L	37-48
2020 TOTALS		1-1	5	59	11.8	29T	2	0	0	0.0	0	0	0-1	



CARLOS DAVIS

DEFENSIVE TACKLE

HEIGHT: 6-2 BIRTHPLACE: Blue Springs, MO
WEIGHT: 320 HOW ACQUIRED: D7 '20
COLLEGE: Nebraska NFL EXPERIENCE: 2nd year
BORN: Aug. 22, 1996 (25)

CARLOS DAVIS' NFL REGULAR SEASON DEFENSIVE STATISTICS

DATE	TEAM	GP	GS	TACKLES							INTERCEPTIONS					O. FUMB			ST			MISC				
				TK	S	A	TFL	YDS	SK	YDS	QBH	NO	YDS	LG	TD	PD	FF	FR	TD	YDS	TK	S	A	FF	FR	S
2020	Steelers	7	0	6	4	2	1	4	0.0	0.0	0	0	0	0	0	0	0	0	0	0	0	0	0	0	0	0
2021	Steelers	4	0	5	3	2	1	0	0.0	0.0	0	0	0	0	0	0	0	0	0	0	0	0	0	0	0	0
NFL TOTALS		11	0	11	7	4	2	4	0.0	0.0	0	0	0	0	0	0	0	0	0	0	0	0	0	0	0	0

CARLOS DAVIS' NFL POSTSEASON DEFENSIVE STATISTICS

		TACKLES										INTERCEPTIONS						O. FUMB				ST				MISC	
DATE	TEAM	GP	GS	TK	S	A	TFL	YDS	SK	YDS	QBH	NO	YDS	LG	TD	PD	FF	FR	TD	YDS	TK	S	A	FF	FR	S	A
2020	Steelers	1	0	0	0	0	0	0	0.0	0.0	0	0	0	0	0	0	0	0	0	0	0	0	0	0	0	0	0
NFL TOTALS		1	0	0	0	0	0	0	0.0	0.0	0	0	0	0	0	0	0	0	0	0	0	0	0	0	0	0	0

SINGLE-GAME HIGHS: DEFENSIVE

Total Tackles 3 at Kansas City Chiefs, Dec 26, 2021
2 vs. Indianapolis Colts, Dec 27, 2020
...1 more at 2.

Tackles For Loss 1 at Kansas City Chiefs, Dec 26, 2021
1 at Dallas Cowboys, Nov 08, 2020

2021 GAME-BY-GAME REGULAR-SEASON STATISTICS (STEELERS)

DATE	OPPONENT	P/S	TACKLES							INTERCEPTIONS					O. FUMB			ST			MISC		W/L	SCORE			
			TK	S	A	SK	YDS	TFL	YDS	QBH	NO	YDS	LG	TD	PD	FF	FR	TD	YDS	TK	S	A			FF	FR	S
09/12	at Bills	P	1	1	0	0.0	0.0	0	0	0	0	0	0	0	0	0	0	0	0	0	0	0	0	0	0	W	23-16
09/19	Raiders										ON INACTIVE LIST															L	17-26
09/26	Bengals										ON INACTIVE LIST															L	10-24
10/03	at Packers										ON INACTIVE LIST															L	17-27
10/10	Broncos										ON INACTIVE LIST															W	27-19
10/17	Seahawks										ON INACTIVE LIST															W	23-20+
10/31	at Browns										INJURED RESERVE															W	15-10
11/08	Bears										INJURED RESERVE															W	29-27
11/14	Lions										INJURED RESERVE															T	16-16
11/21	at Chargers										INJURED RESERVE															L	37-41
11/28	at Bengals										INJURED RESERVE															L	10-41
12/05	Ravens										ON INACTIVE LIST															W	20-19
12/09	at Vikings										INACTIVE															L	28-36
12/19	Titans	P	1	1	0	0.0	0.0	0	0	0	0	0	0	0	0	0	0	0	0	0	0	0	0	0	0	W	19-13
12/26	at Chiefs	P	3	1	2	0.0	0.0	1	0	0	0	0	0	0	0	0	0	0	0	0	0	0	0	0	0	L	10-36
01/03	Browns	P	0	0	0	0.0	0.0	0	0	0	0	0	0	0	0	0	0	0	0	0	0	0	0	0	0	W	26-14
2021 TOTALS		4-0	5	3	2	0.0	0.0	1	0	0	0	0	0	0	0	0	0	0	0	0	0	0	0	0	0	8-7-1	
+ Overtime																											

+ - Overtime

2020 GAME-BY-GAME POSTSEASON STATISTICS (STEELERS)

DATE	OPPONENT	P/S	TACKLES							INTERCEPTIONS					O. FUMB			ST			MISC		W/L	SCORE		
			TK	S	A	SK	YDS	TFL	YDS	QBH	NO	YDS	LG	TD	PD	FF	FR	TD	YDS	TK	S	A			FF	FR
01/10	Browns	P	0	0	0	0.0	0.0	0	0	0	0	0	0	0	0	0	0	0	0	0	0	0	0	0	L	37-48
2020 TOTALS		1-0	0	0	0	0.0	0.0	0	0	0	0	0	0	0	0	0	0	0	0	0	0	0	0	0	0-1	



TERRELL EDMUNDS SAFETY

HEIGHT: 6-1 BIRTHPLACE: Danville, VA
WEIGHT: 217 HOW ACQUIRED: D1 '18
COLLEGE: Virginia Tech NFL EXPERIENCE: 4th year
BORN: Jan. 20, 1997 (24)

REGULAR SEASON COMPARISON: DEFENSIVE - BALTIMORE RAVENS

DATE	OPP	W/L	GP/GS	TACKLES			SACK	YDS.	INT	TFL	PD	QBH	TD	MISC	
				TOT	SOLO	ASST								FF	FR
9/30/18	PIT vs. BLT	L	S	7	4	3	0.0	0.0	0	0	0	0	0	0	1
11/4/18	PIT @ BLT	W	S	4	2	2	0.0	0.0	0	0	1	0	0	0	0
10/6/19	PIT vs. BLT	L	S	5	4	1	0.0	0.0	0	0	0	0	0	0	0
12/29/19	PIT @ BLT	L	S	7	5	2	0.0	0.0	0	0	0	0	0	0	0
11/1/20	PIT @ BLT	W	S	2	2	0	0.0	0.0	0	0	0	0	0	0	0
12/2/20	PIT vs. BLT	W	S	4	3	1	0.0	0.0	0	0	0	0	0	0	0
12/5/21	PIT vs. BLT	W	S	4	3	1	0.0	0.0	0	0	0	0	0	0	0
TOTALS		4/3	7/7	33	23	10	0.0	0.0	0	0	1	0	0	0	1

TERRELL EDMUNDS' NFL REGULAR SEASON DEFENSIVE STATISTICS

DATE	TEAM	GP	GS	TK	S	TACKLES			YDS	QBH	INTERCEPTIONS				O. FUMB				ST		MISC						
						A	TFL	YDS			SK	NO	YDS	LG	TD	PD	FF	FR	TD	YDS	TK	S	A	FF	FR	S	A
2018	Steelers	16	15	73	52	21	1	9	1.0	9.0	3	1	35	35	0	4	0	1	0	0	5	3	2	0	0	0	0
2019	Steelers	16	16	105	71	34	2	7	0.0	0.0	2	0	0	0	0	3	0	0	0	0	0	0	0	0	0	0	
2020	Steelers	15	12	68	46	22	1	11	1.0	11.0	1	2	11	7	0	8	0	0	0	0	0	0	0	0	0	0	
2021	Steelers	16	16	86	60	26	8	29	1.0	13.0	1	1	15	15	0	3	0	0	0	0	0	0	0	0	0	0	
NFL TOTALS		63	59	332	229	103	12	56	3.0	33.0	7	4	61	35	0	18	0	1	0	0	5	3	2	0	0	0	0

TERRELL EDMUNDS' NFL POSTSEASON DEFENSIVE STATISTICS

		TACKLES										INTERCEPTIONS				O. FUMB				ST				MISC				
DATE	TEAM	GP	GS	TK	S	A	TFL	YDS	SK	YDS	QBH	NO	YDS	LG	TD	PD	FF	FR	TD	YDS	TK	S	A	FF	FR	S	A	
2020	Steelers	1	1	6	3	3	1	1	0.0	0.0	0	0	0	0	0	1	0	0	0	0	0	0	0	0	0	0	0	0
NFL TOTALS		1	1	6	3	3	1	1	0.0	0.0	0	0	0	0	0	1	0	0	0	0	0	0	0	0	0	0	0	0

SINGLE-GAME HIGHS: DEFENSIVE

Total Tackles	11 vs. Buffalo Bills, Dec 15, 2019 11 vs. Seattle Seahawks, Sep 15, 2019	Tackles For Loss	2 vs. Tennessee Titans, Dec 19, 2021 2 vs. Detroit Lions, Nov 14, 2021 ...1 more at 2.
Sacks	1.0 vs. Detroit Lions, Nov 14, 2021 1.0 vs. Denver Broncos, Sep 20, 2020 ...1 more at 1.0.	Interceptions	2 at Jacksonville Jaguars, Nov 22, 2020 1 at Tampa Bay Buccaneers, Sep 24, 2018
Passes Defensed	2 at Jacksonville Jaguars, Nov 22, 2020 2 at Tennessee Titans, Oct 25, 2020	Interception Return Yards	35 at Tampa Bay Buccaneers, Sep 24, 2018 15 vs. Cincinnati Bengals, Sep 26, 2021
Fumble Recoveries	1 vs. Baltimore Ravens, Sep 30, 2018	Special Teams Tackles	1 vs. Cincinnati Bengals, Dec 30, 2018 1 vs. Los Angeles Chargers, Dec 02, 2018 ...3 more at 1.

SINGLE-GAME HIGHS - POSTSEASON: DEFENSIVE

Total Tackles	6 vs. Cleveland Browns, Jan 10, 2021	Tackles For Loss	1 vs. Cleveland Browns, Jan 10, 2021
Passes Defensed	1 vs. Cleveland Browns, Jan 10, 2021		

2021 GAME-BY-GAME REGULAR-SEASON STATISTICS (STEELERS)


DATE	OPPONENT	P/S	TACKLES							INTERCEPTIONS				O. FUMB			ST			MISC		SCORE					
			TK	S	A	SK	YDS	TFL	YDS	QBH	NO	YDS	LG	TD	PD	FF	FR	TD	YDS	TK	S		A	FF	FR	S	A
09/12	at Bills	S	5	4	1	0.0	0.0	0	0	0	0	0	0	0	0	0	0	0	0	0	0	0	0	0	0	W	23-16
09/19	Raiders	S	6	5	1	0.0	0.0	2	2	0	0	0	0	0	0	0	0	0	0	0	0	0	0	0	0	L	17-26
09/26	Bengals	S	5	2	3	0.0	0.0	1	0	0	1	15	15	0	1	0	0	0	0	0	0	0	0	0	0	L	10-24
10/03	at Packers	S	7	6	1	0.0	0.0	0	0	0	0	0	0	0	0	0	0	0	0	0	0	0	0	0	0	L	17-27
10/10	Broncos	S	7	4	3	0.0	0.0	0	0	0	0	0	0	0	0	0	0	0	0	0	0	0	0	0	0	W	27-19
10/17	Seahawks	S	3	2	1	0.0	0.0	0	0	0	0	0	0	0	0	0	0	0	0	0	0	0	0	0	0	W	23-20+
10/31	at Browns	S	5	4	1	0.0	0.0	0	0	0	0	0	0	0	0	0	0	0	0	0	0	0	0	0	0	W	15-10
11/08	Bears	S	4	4	0	0.0	0.0	0	0	0	0	0	0	0	0	0	0	0	0	0	0	0	0	0	0	W	29-27
11/14	Lions	S	5	4	1	1.0	13.0	2	16	1	0	0	0	0	1	0	0	0	0	0	0	0	0	0	0	T	16-16
11/21	at Chargers	S	4	3	1	0.0	0.0	0	0	0	0	0	0	0	0	0	0	0	0	0	0	0	0	0	0	L	37-41
11/28	at Bengals	S	6	5	1	0.0	0.0	1	4	0	0	0	0	0	0	0	0	0	0	0	0	0	0	0	0	L	10-41
12/05	Ravens	S	4	3	1	0.0	0.0	0	0	0	0	0	0	0	0	0	0	0	0	0	0	0	0	0	0	W	20-19
12/09	at Vikings	S	5	4	1	0.0	0.0	0	0	0	0	0	0	0	1	0	0	0	0	0	0	0	0	0	0	L	28-36
12/19	Titans	S	10	7	3	0.0	0.0	2	7	0	0	0	0	0	0	0	0	0	0	0	0	0	0	0	0	W	19-13
12/26	at Chiefs	S	5	2	3	0.0	0.0	0	0	0	0	0	0	0	0	0	0	0	0	0	0	0	0	0	0	L	10-36
01/03	Browns	S	5	1	4	0.0	0.0	0	0	0	0	0	0	0	0	0	0	0	0	0	0	0	0	0	0	W	26-14

2021 TOTALS 16-16

+ - Overtime

2020 GAME-BY-GAME POSTSEASON STATISTICS (STEELERS)

			TACKLES							INTERCEPTIONS					O. FUMB			ST			MISC							
DATE	OPPONENT	P/S	TK	S	A	SK	YDS	TFL	YDS	QBH	NO	YDS	LG	TD	PD	FF	FR	TD	YDS	TK	S	A	FF	FR	S	A	W/L	SCORE
01/10	Browns	S	6	3	3	0.0	0.0	0	1	1	0	0	0	0	1	0	0	0	0	0	0	0	0	0	0	0	L	37-48
2020 TOTALS		1-1	6	3	3	0.0	0.0	0	1	1	0	0	0	0	1	0	0	0	0	0	0	0	0	0	0	0	0-1	



MINKAH FITZPATRICK SAFETY

HEIGHT: 6-1 BIRTHPLACE Old Bridge, NJ
WEIGHT: 207 HOW ACQUIRED: TR '19 (MIA)
COLLEGE: Alabama NFL EXPERIENCE: 4th year
BORN: Nov. 17, 1996 (25)



REGULAR SEASON COMPARISON: DEFENSIVE - BALTIMORE RAVENS

DATE	OPP	W/L	GP/GS	TACKLES			ASST	SACK	YDS.	INT	TFL	PD	QBH	TD	MISC	
				TOT	SOLO										FF	FR
9/8/19	MIA vs. BLT	L	S	5	3		2	0.0	0.0	0	0	0	0	0	0	0
10/6/19	PIT vs. BLT	L	S	7	6		1	0.0	0.0	0	0	1	0	0	0	0
12/29/19	PIT @ BLT	L	S	4	3		1	0.0	0.0	0	0	0	0	0	0	0
11/1/20	PIT @ BLT	W	S	7	4		3	0.0	0.0	0	0	1	0	0	1	0
12/2/20	PIT vs. BLT	W	S	3	3		0	0.0	0.0	0	0	2	0	0	0	0
12/5/21	PIT vs. BLT	W	S	9	7		2	0.0	0.0	1	0	1	0	0	0	0
TOTALS		3/3	6/6	35	26		9	0.0	0.0	1	0	5	0	0	1	0

MINKAH FITZPATRICK'S NFL REGULAR SEASON DEFENSIVE STATISTICS

DATE	TEAM	GP	GS	TK	S	A	TACKLES			INTERCEPTIONS					O. FUMB					ST			MISC					
							TFL	YDS	SK	YDS	QBH	NO	YDS	LG	TD	PD	FF	FR	TD	YDS	TK	S	A	FF	FR	S	A	
2018	Dolphins	16	11	79	50	29	2	5	0.0	0.0	0	2	64	50t	1	9	0	0	0	0	1	1	0	0	0	0	0	0
2019	Dolphins	2	2	11	7	4	0	0	0.0	0.0	0	0	0	0	0	0	0	0	0	1	1	0	0	0	0	0	0	0
Went from Miami to Pittsburgh.																												
2019	Steelers	14	14	57	36	21	1	1	0.0	0.0	1	5	130	96t	1	9	1	2	1	79	0	0	0	0	0	0	0	0
2019	TOTAL	16	16	68	43	25	1	1	0.0	0.0	1	5	130	96t	1	9	2	3	1	79	1	1	0	0	0	0	0	0
2020	Steelers	16	16	79	60	19	1	1	0.0	0.0	0	4	77	37	1	11	1	1	0	-1	0	0	0	0	0	0	0	0
2021	Steelers	15	15	118	79	39	1	1	0.0	0.0	0	2	18	18	0	6	1	1	0	-1	0	0	0	0	0	0	0	0
NFL TOTALS		63	58	344	232	112	5	8	0.0	0.0	1	13	289	96T	3	35	4	5	1	77	2	2	0	0	0	0	0	0

MINKAH FITZPATRICK'S NFL POSTSEASON DEFENSIVE STATISTICS

		TACKLES										INTERCEPTIONS						O. FUMB						ST				MISC	
DATE	TEAM	GP	GS	TK	S	A	TFL	YDS	SK	YDS	QBH	NO	YDS	LG	TD	PD	FF	FR	TD	YDS	TK	S	A	FF	FR	S	A		
2020	Steelers	1	1	6	4	2	0	0	0.0	0.0	0	0	0	0	0	0	0	0	0	0	0	0	0	0	0	0	0		
NFL TOTALS		1	1	6	4	2	0	0	0.0	0.0	0	0	0	0	0	0	0	0	0	0	0	0	0	0	0	0	0		

SINGLE-GAME HIGHS: DEFENSIVE

- Total Tackles
- 14 vs. Tennessee Titans, Dec 19, 2021
12 at Kansas City Chiefs, Dec 26, 2021
- Passes Defensed
- 2 vs. Baltimore Ravens, Dec 02, 2020
2 at Jacksonville Jaguars, Nov 22, 2020
...6 more at 2.
- Forced Fumbles
- 1 vs. Seattle Seahawks, Oct 17, 2021
1 at Baltimore Ravens, Nov 01, 2020
...2 more at 1.
- Fumble Recoveries
- 1 vs. Tennessee Titans, Dec 19, 2021
1 at Dallas Cowboys, Nov 08, 2020
...3 more at 1.

- Tackles For Loss
- 1 vs. Denver Broncos, Oct 10, 2021
1 at Cincinnati Bengals, Dec 21, 2020
...3 more at 1.
- Interceptions
- 2 at Jacksonville Jaguars, Nov 22, 2020
2 vs. Miami Dolphins, Oct 28, 2019
96 vs. Indianapolis Colts, Nov 03, 2019
50 at Minnesota Vikings, Dec 16, 2018
- Interception Return Yards
- 1 vs. Baltimore Ravens, Sep 08, 2019
- Special Teams Tackles
- 1 vs. Detroit Lions, Oct 21, 2018

SINGLE-GAME HIGHS - POSTSEASON: DEFENSIVE


- Total Tackles
- 6 vs. Cleveland Browns, Jan 10, 2021

2021 GAME-BY-GAME REGULAR-SEASON STATISTICS (STEELERS)

DATE	OPPONENT	P/S	TACKLES							INTERCEPTIONS					O. FUMB				ST				MISC		W/L	SCORE		
			TK	S	A	SK	YDS	TFL	YDS	QBH	NO	YDS	LG	TD	PD	FF	FR	TD	YDS	TK	S	A	FF	FR			S	A
09/12	at Bills	S	10	6	4	0.0	0.0	0	0	0	0	0	0	0	0	0	0	0	0	0	0	0	0	0	0	W	23-16	
09/19	Raiders	S	6	4	2	0.0	0.0	0	0	0	0	0	0	0	0	0	0	0	0	0	0	0	0	0	0	L	17-26	
09/26	Bengals	S	4	3	1	0.0	0.0	0	0	0	0	0	0	0	0	0	0	0	0	0	0	0	0	0	0	L	10-24	
10/03	at Packers	S	8	6	2	0.0	0.0	0	0	0	0	0	0	0	0	0	0	0	0	0	0	0	0	0	0	L	17-27	
10/10	Broncos	S	10	5	5	0.0	0.0	1	1	0	0	0	0	0	0	0	0	0	0	0	0	0	0	0	0	W	27-19	
10/17	Seahawks	S	9	7	2	0.0	0.0	0	0	0	0	0	0	0	1	0	0	0	0	0	0	0	0	0	0	W	23-20+	
10/31	at Browns	S	4	3	1	0.0	0.0	0	0	0	0	0	0	1	0	0	0	0	0	0	0	0	0	0	0	W	15-10	
11/08	Bears	S	8	8	0	0.0	0.0	0	0	0	0	0	0	0	0	0	0	0	0	0	0	0	0	0	0	W	29-27	
11/14	Lions	S	5	2	3	0.0	0.0	0	0	0	0	0	0	0	0	0	0	0	0	0	0	0	0	0	0	T	16-16	
11/21	at Chargers		RESERVE/COVID-19																								L	37-41
11/28	at Bengals	S	9	5	4	0.0	0.0	0	0	0	1	18	18	0	1	0	0	0	0	0	0	0	0	0	0	L	10-41	
12/05	Ravens	S	9	7	2	0.0	0.0	0	0	0	1	0	0	0	1	0	0	0	0	0	0	0	0	0	0	W	20-19	
12/09	at Vikings	S	6	3	3	0.0	0.0	0	0	0	0	0	0	1	0	0	0	0	0	0	0	0	0	0	0	L	28-36	
12/19	Titans	S	14	12	2	0.0	0.0	0	0	0	0	0	0	0	0	1	0	-1	0	0	0	0	0	0	0	W	19-13	
12/26	at Chiefs	S	12	5	7	0.0	0.0	0	0	0	0	0	0	1	0	0	0	0	0	0	0	0	0	0	0	L	10-36	
01/03	Browns	S	4	3	1	0.0	0.0	0	0	0	0	0	0	1	0	0	0	0	0	0	0	0	0	0	0	W	26-14	
2021 TOTALS		15-15	118	79	39	0.0	0.0	1	1	0	2	18	18	0	6	1	1	0	-1	0	0	0	0	0	0	8-7-1		
+ - Overtime																												

2020 GAME-BY-GAME POSTSEASON STATISTICS (STEELERS)

DATE	OPPONENT	P/S	TACKLES							INTERCEPTIONS					O. FUMB			ST			MISC		W/L	SCORE			
			TK	S	A	SK	YDS	TFL	YDS	QBH	NO	YDS	LG	TD	PD	FF	FR	TD	YDS	TK	S	A			FF	FR	S
01/10	Browns	S	6	4	2	0.0	0.0	0	0	0	0	0	0	0	0	0	0	0	0	0	0	0	0	0	0	L	37-48
2020 TOTALS		1-1	6	4	2	0.0	0.0	0	0	0	0	0	0	0	0	0	0	0	0	0	0	0	0	0	0	0-1	



88

PAT FREIERMUTH

(Friar-mooth)

TIGHT END

HEIGHT: 6-5

WEIGHT: 258

COLLEGE: Penn State

BORN: Oct. 25, 1998 (23)

BIRTHPLACE: Merrimac, MA

HOW ACQUIRED: D2 '21

NFL EXPERIENCE: R

REGULAR SEASON COMPARISON: RECEIVING - BALTIMORE RAVENS

DATE	OPP	W/L	GP/GS	REC	YDS.	AVG.	TD	LG	TGTS	YAC
12/5/21	PIT vs. BLT	W	S	3	26	8.7	0	17	4	20
2021										
TOTALS		1/0	1/1	3	26	8.7	0	17	4	20

PAT FREIERMUTH'S NFL REGULAR SEASON RUSHING/RECEIVING STATISTICS

RECEIVING											RUSHING				
DATE	TEAM	GP	GS	NO.	YDS.	AVG.	LG	TD	NO.	YDS.	AVG.	LG	TD		
2021	Steelers	15	9	54	444	8.2	24	7	0	0	0.0	0	0		
NFL TOTALS		15	9	54	444	8.2	24	7	0	0	0.0	0	0		

PAT FREIERMUTH'S NFL REGULAR SEASON RETURN STATISTICS

KICKOFF RETURNS											PUNT RETURNS				
DATE	TEAM	RET.	YDS.	AVG.	LG	TD	NO.	FC	YDS.	AVG.	LG	TD			
2021	Steelers	0	0	0.0	0	0	0	0	0	0.0	0	0			
NFL TOTALS		0	0	0.0	0	0	0	0	0	0.0	0	0			

SINGLE-GAME HIGHS: RECEIVING

- Receptions
7 vs. Seattle Seahawks, Oct 17, 2021
5 vs. Cleveland Browns, Jan 03, 2022
...2 more at 5.
- Receiving Yards
58 vs. Seattle Seahawks, Oct 17, 2021
44 at Cleveland Browns, Oct 31, 2021
24 at Buffalo Bills, Sep 12, 2021
22 at Cleveland Browns, Oct 31, 2021
- Longest Receptions
24 at Buffalo Bills, Sep 12, 2021
22 at Cleveland Browns, Oct 31, 2021
- Receiving TDs
2 vs. Chicago Bears, Nov 08, 2021
1 at Minnesota Vikings, Dec 09, 2021
...4 more at 1.
- All-Purpose Yards
58 vs. Seattle Seahawks, Oct 17, 2021
44 at Cleveland Browns, Oct 31, 2021
- Most TDs
2 vs. Chicago Bears, Nov 08, 2021
1 at Minnesota Vikings, Dec 09, 2021
...4 more at 1.
- Receiving Average
11.0 at Cleveland Browns, Oct 31, 2021
10.0 at Cincinnati Bengals, Nov 28, 2021

2021 GAME-BY-GAME REGULAR-SEASON STATISTICS (STEELERS)

RECEIVING											RUSHING					W/L/T	SCORE
DATE	OPPONENT	P/S	NO.	YDS.	AVG.	LG	TD	NO.	YDS.	AVG.	LG	TD					
09/12	at Bills	S	1	24	24.0	24	0	0	0	0.0	0	0	W		23-16		
09/19	Raiders	S	4	36	9.0	14	0	0	0	0.0	0	0	L		17-26		
09/26	Bengals	P	3	22	7.3	15	1	0	0	0.0	0	0	L		10-24		
10/03	at Packers	S	1	11	11.0	11	0	0	0	0.0	0	0	L		17-27		
10/10	Broncos	P	2	7	3.5	4	0	0	0	0.0	0	0	W		27-19		
10/17	Seahawks	P	7	58	8.3	12	0	0	0	0.0	0	0	W		23-20+		
10/31	at Browns	P	4	44	11.0	22	1	0	0	0.0	0	0	W		15-10		
11/08	Bears	S	5	43	8.6	13	2	0	0	0.0	0	0	W		29-27		
11/14	Lions	S	5	31	6.2	10	0	0	0	0.0	0	0	T		16-16		
11/21	at Chargers	S	4	11	2.8	5t	1	0	0	0.0	0	0	L		37-41		
11/28	at Bengals	S	4	40	10.0	15t	1	0	0	0.0	0	0	L		10-41		
12/05	Ravens	S	3	26	8.7	17	0	0	0	0.0	0	0	W		20-19		
12/09	at Vikings	P	2	32	16.0	17	1	0	0	0.0	0	0	L		28-36		
12/19	Titans	S	4	37	9.3	14	0	0	0	0.0	0	0	W		19-13		
12/26	at Chiefs							ON INACTIVE LIST					L		10-36		
01/03	Browns	P	5	22	4.4	12	0	0	0	0.0	0	0	W		26-14		
2021 TOTALS		15-9		54	444	8.2	24	7	0	0	0.0	0	0	8-7-1			

+ - Overtime



81

ZACH GENTRY

TIGHT END

HEIGHT: 6-8

BIRTHPLACE: Albuquerque, NM

WEIGHT: 265

HOW ACQUIRED: D5 '19

COLLEGE: Michigan

NFL EXPERIENCE: 3rd year

BORN: Sep. 10, 1996 (25)

REGULAR SEASON COMPARISON: RECEIVING - BALTIMORE RAVENS

DATE	OPP	W/L	GP/GS	REC	YDS.	AVG.	TD	LG	TGTS	YAC
12/5/21	PIT vs. BLT	W	S	2	10	5.0	0	5	2	7
TOTALS		1/0	1/1	2	10	5.0	0	5	2	7

ZACH GENTRY'S NFL REGULAR SEASON RUSHING/RECEIVING STATISTICS

DATE	TEAM	GP	GS	RECEIVING					RUSHING				
				NO.	YDS.	AVG.	LG	TD	NO.	YDS.	AVG.	LG	TD
2019	Steelers	4	0	1	4	4.0	4	0	0	0	0.0	0	0
2020	Steelers	2	1	0	0	0.0	0	0	0	0	0.0	0	0
2021	Steelers	16	11	15	128	8.5	24	0	0	0	0.0	0	0
NFL TOTALS		22	12	16	132	8.3	24	0	0	0	0.0	0	0

ZACH GENTRY'S NFL POSTSEASON RUSHING/RECEIVING STATISTICS

DATE	TEAM	GP	GS	RECEIVING					RUSHING				
				NO.	YDS.	AVG.	LG	TD	NO.	YDS.	AVG.	LG	TD
2020	Steelers	0	0	0	0	0.0	0	0	0	0	0.0	0	0
NFL TOTALS		0	0	0	0	0.0	0	0	0	0	0.0	0	0

ZACH GENTRY'S NFL REGULAR SEASON RETURN STATISTICS

DATE	TEAM	RET.	KICKOFF RETURNS					PUNT RETURNS				
			YDS.	AVG.	LG	TD	NO.	FC	YDS.	AVG.	LG	TD
2019	Steelers	0	0	0.0	0	0	0	0	0	0.0	0	0
2020	Steelers	0	0	0.0	0	0	0	0	0	0.0	0	0
2021	Steelers	0	0	0.0	0	0	0	0	0	0.0	0	0
NFL TOTALS		0	0	0.0	0	0	0	0	0	0.0	0	0

ZACH GENTRY'S NFL POSTSEASON RETURN STATISTICS

DATE	TEAM	RET.	KICKOFF RETURNS					PUNT RETURNS				
			YDS.	AVG.	LG	TD	NO.	FC	YDS.	AVG.	LG	TD
2020	Steelers	0	0	0.0	0	0	0	0	0	0.0	0	0
NFL TOTALS		0	0	0.0	0	0	0	0	0	0.0	0	0

SINGLE-GAME HIGHS: RECEIVING


Receptions	4 at Kansas City Chiefs, Dec 26, 2021 3 at Cleveland Browns, Oct 31, 2021	All-Purpose Yards	39 at Cleveland Browns, Oct 31, 2021 31 at Kansas City Chiefs, Dec 26, 2021
Receiving Yards	39 at Cleveland Browns, Oct 31, 2021 31 at Kansas City Chiefs, Dec 26, 2021	Miscellaneous Tackles	1 at San Francisco 49ers, Sep 22, 2019
Longest Receptions	24 at Cleveland Browns, Oct 31, 2021 17 vs. Tennessee Titans, Dec 19, 2021	Receiving Average	13.0 at Cleveland Browns, Oct 31, 2021 7.8 at Kansas City Chiefs, Dec 26, 2021

2021 GAME-BY-GAME REGULAR-SEASON STATISTICS (STEELERS)

DATE	OPPONENT	P/S	RECEIVING					RUSHING					W/L/T	SCORE
			NO.	YDS.	AVG.	LG	TD	NO.	YDS.	AVG.	LG	TD		
09/12	at Bills	P	1	-2	-2.0	-2	0	0	0	0.0	0	0	W	23-16
09/19	Raiders	P	0	0	0.0	0	0	0	0	0.0	0	0	L	17-26
09/26	Bengals	S	0	0	0.0	0	0	0	0	0.0	0	0	L	10-24
10/03	at Packers	P	1	10	10.0	10	0	0	0	0.0	0	0	L	17-27
10/10	Broncos	S	1	13	13.0	13	0	0	0	0.0	0	0	W	27-19
10/17	Seahawks	S	0	0	0.0	0	0	0	0	0.0	0	0	W	23-20+
10/31	at Browns	S	3	39	13.0	24	0	0	0	0.0	0	0	W	15-10
11/08	Bears	S	0	0	0.0	0	0	0	0	0.0	0	0	W	29-27
11/14	Lions	P	0	0	0.0	0	0	0	0	0.0	0	0	T	16-16
11/21	at Chargers	P	0	0	0.0	0	0	0	0	0.0	0	0	L	37-41
11/28	at Bengals	S	1	10	10.0	10	0	0	0	0.0	0	0	L	10-41
12/05	Ravens	S	2	10	5.0	5	0	0	0	0.0	0	0	W	20-19
12/09	at Vikings	S	0	0	0.0	0	0	0	0	0.0	0	0	L	28-36
12/19	Titans	S	1	17	17.0	17	0	0	0	0.0	0	0	W	19-13
12/26	at Chiefs	S	4	31	7.8	12	0	0	0	0.0	0	0	L	10-36
01/03	Browns	S	1	0	0.0	0	0	0	0	0.0	0	0	W	26-14
2021 TOTALS			15	128	8.5	24	0	0	0	0.0	0	0	8-7-1	
+ - Overtime														

2020 GAME-BY-GAME POSTSEASON STATISTICS (STEELERS)

			RECEIVING					RUSHING							
DATE	OPPONENT	P/S	NO.	YDS.	AVG.	LG	TD	NO.	YDS.	AVG.	LG	TD	W/L	SCORE	
01/10	Browns		DID NOT PLAY											L	37-48
2020 TOTALS		0-0	0	0	0.0	0	0	0	0	0.0	0	0	0-1		



EST. 1933

STEELERS NATION

Hardcore

OWNS A TOWEL

OWN

54

ULYSEES GILBERT III

INSIDE LINEBACKER

HEIGHT: 6-0

WEIGHT: 230

COLLEGE: Akron

BORN: Aug. 9, 1997 (24)

BIRTHPLACE: Ocala, FL

HOW ACQUIRED: D6c '19

NFL EXPERIENCE: 3rd year

ULYSEES GILBERT III'S NFL REGULAR SEASON DEFENSIVE STATISTICS

		TACKLES										INTERCEPTIONS				O. FUMB				ST				MISC			
DATE	TEAM	GP	GS	TK	S	A	TFL	YDS	SK	YDS	QBH	NO	YDS	LG	TD	PD	FF	FR	TD	YDS	TK	S	A	FF	FR	S	A
2019	Steelers	7	0	0	0	0	0	0	0.0	0.0	0	0	0	0	0	0	0	0	0	0	5	3	2	0	0	0	0
2020	Steelers	4	0	2	2	0	0	0	0.0	0.0	0	0	0	0	0	0	0	0	0	0	3	1	2	0	0	0	0
2021	Steelers	16	0	2	2	0	0	0	0.0	0.0	0	0	0	0	0	0	0	0	0	0	11	8	3	0	0	0	0
NFL TOTALS		27	0	4	4	0	0	0	0.0	0.0	0	0	0	0	0	0	0	0	0	0	19	12	7	0	0	0	0

ULYSEES GILBERT III'S NFL POSTSEASON DEFENSIVE STATISTICS

DATE	TEAM	GP	GS	TACKLES							INTERCEPTIONS				O. FUMB				ST				MISC		
				TK	S	A	TFL	YDS	SK	YDS	QBH	NO	YDS	LG	TD	PD	FF	FR	TD	YDS	TK	S	A	FF	FR
2020	Steelers	0	0	0	0	0	0	0	0.0	0.0	0	0	0	0	0	0	0	0	0	0	0	0	0	0	0
NFL TOTALS		0	0	0	0	0	0	0	0.0	0.0	0	0	0	0	0	0	0	0	0	0	0	0	0	0	0

SINGLE-GAME HIGHS: DEFENSIVE

Total Tackles	2 at Buffalo Bills, Dec 13, 2020	Special Teams Tackles	3 vs. Cleveland Browns, Jan 03, 2022
	1 vs. Cleveland Browns, Jan 03, 2022		2 at Buffalo Bills, Dec 13, 2020
	...1 more at 1.		...2 more at 2.

2021 GAME-BY-GAME REGULAR-SEASON STATISTICS (STEELERS)

DATE	OPPONENT	P/S	TACKLES							INTERCEPTIONS				O. FUMB				ST				MISC					
			TK	S	A	SK	YDS	TFL	YDS	QBH	NO	YDS	LG	TD	PD	FF	FR	TD	YDS	TK	S	A	FF	FR	S	A	
09/12	at Bills	P	0	0	0	0.0	0.0	0	0	0	0	0	0	0	0	0	0	0	1	1	0	0	0	0	W		
09/19	Raiders	P	0	0	0	0.0	0.0	0	0	0	0	0	0	0	0	0	0	0	0	0	0	0	0	L			
09/26	Bengals	P	0	0	0	0.0	0.0	0	0	0	0	0	0	0	0	0	0	0	0	0	0	0	0	L			
10/03	at Packers	P	0	0	0	0.0	0.0	0	0	0	0	0	0	0	0	0	0	0	0	0	0	0	0	L			
10/10	Broncos	P	0	0	0	0.0	0.0	0	0	0	0	0	0	0	0	0	0	0	1	0	1	0	0	W			
10/17	Seahawks	P	0	0	0	0.0	0.0	0	0	0	0	0	0	0	0	0	0	0	1	0	1	0	0	W			
10/31	at Browns	P	0	0	0	0.0	0.0	0	0	0	0	0	0	0	0	0	0	0	0	0	0	0	0	W			
11/08	Bears	P	0	0	0	0.0	0.0	0	0	0	0	0	0	0	0	0	0	0	1	1	0	0	0	W			
11/14	Lions	P	0	0	0	0.0	0.0	0	0	0	0	0	0	0	0	0	0	0	1	0	1	0	0	T			
11/21	at Chargers	P	0	0	0	0.0	0.0	0	0	0	0	0	0	0	0	0	0	0	0	0	0	0	0	L			
11/28	at Bengals	P	0	0	0	0.0	0.0	0	0	0	0	0	0	0	0	0	0	0	0	0	0	0	0	L			
12/05	Ravens	P	0	0	0	0.0	0.0	0	0	0	0	0	0	0	0	0	0	0	0	0	0	0	0	W			
12/09	at Vikings	P	0	0	0	0.0	0.0	0	0	0	0	0	0	0	0	0	0	0	1	1	0	0	0	L			
12/19	Titans	P	0	0	0	0.0	0.0	0	0	0	0	0	0	0	0	0	0	0	1	1	0	0	0	W			
12/26	at Chiefs	P	1	1	0	0.0	0.0	0	0	0	0	0	0	0	0	0	0	0	1	1	0	0	0	L			
01/03	Browns	P	1	1	0	0.0	0.0	0	0	0	0	0	0	0	0	0	0	0	3	3	0	0	0	W			
2021 TOTALS		16-0	2	2	0	0.0	0.0	0	0	0	0	0	0	0	0	0	0	0	11	8	3	0	0	0	8-7-1		
+ - Overtime																											

2020 GAME-BY-GAME POSTSEASON STATISTICS (STEELERS)

DATE	OPPONENT	P/S	TACKLES							INTERCEPTIONS					O. FUMB			ST				MISC		W/L	SCORE							
			TK	S	A	SK	YDS	TFL	YDS	QBH	NO	YDS	LG	TD	PD	FF	FR	TD	YDS	TK	S	A	FF			FR	S	A				
01/10	Browns		DID NOT PLAY																												L	37-48
2020 TOTALS			0	0	0	0.0	0.0	0	0	0	0	0	0	0	0	0	0	0	0	0	0	0	0	0	0	0-1						



53

KENDRICK GREEN

CENTER

HEIGHT: 6-4

WEIGHT: 315

COLLEGE: Illinois

BORN: Dec. 22, 1998 (23)

BIRTHPLACE Peoria, IL

HOW ACQUIRED: D3 '21

NFL EXPERIENCE: R

KENDRICK GREEN'S NFL REGULAR SEASON STATISTICS

DATE	TEAM	GP	GS
2021	Steelers	15	15
NFL TOTALS		15	15

2021 GAME-BY-GAME REGULAR-SEASON STATISTICS (STEELERS)

DATE	OPPONENT	P/S	W/L/T	SCORE
09/12	at Bills	S	W	23-16
09/19	Raiders	S	L	17-26
09/26	Bengals	S	L	10-24
10/03	at Packers	S	L	17-27
10/10	Broncos	S	W	27-19
10/17	Seahawks	S	W	23-20+
10/31	at Browns	S	W	15-10
11/08	Bears	S	W	29-27
11/14	Lions	S	T	16-16
11/21	at Chargers	S	L	37-41
11/28	at Bengals	S	L	10-41
12/05	Ravens	S	W	20-19
12/09	at Vikings	S	L	28-36
12/19	Titans	S	W	19-13
12/26	at Chiefs	S	L	10-36
01/03	Browns		W	26-14
2021 TOTALS		15-15	8-7-1	
+ - Overtime				
DID NOT PLAY (NON-INJURY)				



JOE HAEG TACKLE

HEIGHT: 6-6 BIRTHPLACE Lake Shore, MN
WEIGHT: 298 HOW ACQUIRED: UFA '21
COLLEGE: North Dakota State NFL EXPERIENCE: 6th year
BORN: Mar. 11, 1993 (28)

JOE HAEG'S NFL REGULAR SEASON STATISTICS

DATE	TEAM	GP	GS
2016	Colts	15	14
2017	Colts	16	15
2018	Colts	8	6
2019	Colts	16	0
2020	Buccaneers	12	3
2021	Steelers	11	1
NFL TOTALS		78	39

JOE HAEG'S NFL POSTSEASON STATISTICS

DATE	TEAM	GP	GS
2018	Colts	2	0
2020	Buccaneers	4	0
NFL TOTALS		6	0

2021 GAME-BY-GAME REGULAR-SEASON STATISTICS (STEELERS)


DATE	OPPONENT	P/S	W/L/T	SCORE
09/12	at Bills	P	W	23-16
09/19	Raiders	P	L	17-26
09/26	Bengals	P	L	10-24
10/03	at Packers	S	L	17-27
10/10	Broncos	P	W	27-19
10/17	Seahawks	P	W	23-20+
10/31	at Browns	DID NOT PLAY (NON-INJURY) DID NOT PLAY (NON-INJURY)	W	15-10
11/08	Bears		W	29-27
11/14	Lions	P	T	16-16
11/21	at Chargers	P	L	37-41
11/28	at Bengals	DID NOT PLAY (NON-INJURY) RESERVE/COVID-19 RESERVE/COVID-19	L	10-41
12/05	Ravens		W	20-19
12/09	at Vikings		L	28-36
12/19	Titans	P	W	19-13
12/26	at Chiefs	P	L	10-36
01/03	Browns	P	W	26-14
2021 TOTALS		11-1	8-7-1	
+ - Overtime				

2020 GAME-BY-GAME POSTSEASON STATISTICS (BUCCANEERS)

DATE	OPPONENT	P/S	W/L	SCORE
01/09	at Washington	P	W	31-23
01/17	at Saints	P	W	30-20
01/24	at Packers	P	W	31-26
02/07	Chiefs	P	W	31-9
2020 TOTALS		4-0	4-0	

2018 GAME-BY-GAME POSTSEASON STATISTICS (COLTS)

DATE	OPPONENT	P/S	W/L	SCORE
01/05	at Texans	P	W	21-7
01/12	at Chiefs	P	L	13-31
2018 TOTALS		2-0	1-1	



22

NAJEE HARRIS

(NAHjee)

HEIGHT: 6-1 BIRTHPLACE: Antioch, CA

WEIGHT: 232 HOW ACQUIRED: D1 '21

COLLEGE: Alabama NFL EXPERIENCE: R

BORN: Mar. 9, 1998 (23)

REGULAR SEASON COMPARISON: RECEIVING - BALTIMORE RAVENS

DATE	OPP	W/L	GP/GS	REC	YDS.	AVG.	TD	LG	TGTS	YAC
12/5/21	PIT vs. BLT	W	S	5	36	7.2	0	18	5	43
TOTALS		1/0	1/1	5	36	7.2	0	18	5	43

NAJEE HARRIS' NFL REGULAR SEASON RUSHING/RECEIVING STATISTICS

RUSHING									RECEIVING				
DATE	TEAM	GP	GS	NO.	YDS.	AVG.	LG	TD	NO.	YDS.	AVG.	LG	TD
2021	Steelers	16	16	296	1,172	4.0	37t	7	70	440	6.3	25t	3
NFL TOTALS		16	16	296	1,172	4.0	37T	7	70	440	6.3	25T	3

NAJEE HARRIS' NFL REGULAR SEASON RETURN STATISTICS

KICKOFF RETURNS							PUNT RETURNS					
DATE	TEAM	RET.	YDS.	AVG.	LG	TD	NO.	FC	YDS.	AVG.	LG	TD
2021	Steelers	0	0	0.0	0	0	0	0	0	0.0	0	0
NFL TOTALS		0	0	0.0	0	0	0	0	0	0.0	0	0

SINGLE-GAME HIGHS: RUSHING/RECEIVING

- Rush Attempts

28 vs. Cleveland Browns, Jan 03, 2022
26 vs. Detroit Lions, Nov 14, 2021
...1 more at 26.
- Rushing Yards

188 vs. Cleveland Browns, Jan 03, 2022
122 vs. Denver Broncos, Oct 10, 2021
37t vs. Cleveland Browns, Jan 03, 2022
30 vs. Cleveland Browns, Jan 03, 2022
- Longest Runs

1 vs. Cleveland Browns, Jan 03, 2022
1 at Minnesota Vikings, Dec 09, 2021
...5 more at 1.
- Rushing TDs

14 vs. Cincinnati Bengals, Sep 26, 2021
6 vs. Seattle Seahawks, Oct 17, 2021
...1 more at 6.
- Receptions

102 vs. Cincinnati Bengals, Sep 26, 2021
46 vs. Seattle Seahawks, Oct 17, 2021
- Receiving Yards

25t vs. Las Vegas Raiders, Sep 19, 2021
21 vs. Cincinnati Bengals, Sep 26, 2021
- Receiving TDs

1 vs. Seattle Seahawks, Oct 17, 2021
1 vs. Las Vegas Raiders, Sep 19, 2021
- All-Purpose Yards

206 vs. Cleveland Browns, Jan 03, 2022
142 vs. Denver Broncos, Oct 10, 2021
...1 more at 142.
- Most TDs

2 at Minnesota Vikings, Dec 09, 2021
1 vs. Cleveland Browns, Jan 03, 2022
...7 more at 1.
- Rushing Average

6.7 vs. Cleveland Browns, Jan 03, 2022
5.3 vs. Denver Broncos, Oct 10, 2021
- Receiving Average

9.7 at Cleveland Browns, Oct 31, 2021
8.6 vs. Las Vegas Raiders, Sep 19, 2021

100-YARD RECEIVING GAMES (1): REGULAR SEASON


DATE	TEAM	NO.	YDS.	AVG.	LG	TD
09/26/21	BENGALS	14	102	7.3	21	0

100-YARD RUSHING GAMES (3): REGULAR SEASON

DATE	TEAM	ATT.	YDS.	AVG.	LG	TD
10/10/21	BRONCOS	23	122	5.3	20	1
11/14/21	LIONS	26	105	4.0	12	0
01/03/22	BROWNS	28	188	6.7	37t	1

2021 GAME-BY-GAME REGULAR-SEASON STATISTICS (STEELERS)

DATE	OPPONENT	P/S	RUSHING					RECEIVING					W/L/T	SCORE
			NO.	YDS.	AVG.	LG	TD	NO.	YDS.	AVG.	LG	TD		
09/12	at Bills	S	16	45	2.8	18	0	1	4	4.0	4	0	W	23-16
09/19	Raiders	S	10	38	3.8	14	0	5	43	8.6	25t	1	L	17-26
09/26	Bengals	S	14	40	2.9	20	0	14	102	7.3	21	0	L	10-24
10/03	at Packers	S	15	62	4.1	11	1	6	29	4.8	9	0	L	17-27
10/10	Broncos	S	23	122	5.3	20	1	2	20	10.0	14	0	W	27-19
10/17	Seahawks	S	24	81	3.4	10	0	6	46	7.7	12	1	W	23-20+
10/31	at Browns	S	26	91	3.5	11	1	3	29	9.7	20	0	W	15-10
11/08	Bears	S	22	62	2.8	13	1	3	16	5.3	9	0	W	29-27
11/14	Lions	S	26	105	4.0	12	0	4	28	7.0	10	0	T	16-16
11/21	at Chargers	S	12	39	3.3	12	1	5	20	4.0	7	0	L	37-41
11/28	at Bengals	S	8	23	2.9	5	0	3	14	4.7	12	0	L	10-41
12/05	Ravens	S	21	71	3.4	13	0	5	36	7.2	18	0	W	20-19
12/09	at Vikings	S	20	94	4.7	23	1	3	10	3.3	6	1	L	28-36
12/19	Titans	S	12	18	1.5	7	0	2	8	4.0	5	0	W	19-13
12/26	at Chiefs	S	19	93	4.9	21	0	5	17	3.4	6	0	L	10-36
01/03	Browns	S	28	188	6.7	37t	1	3	18	6.0	13	0	W	26-14
2021 TOTALS		16-16	296	1,172	4.0	37T	7	70	440	6.3	25T	3	8-7-1	
+ - Overtime														



6

PRESSLEY HARVIN III

PUNTER

HEIGHT: 6-0

BIRTHPLACE: Alcolu, SC

WEIGHT: 255

HOW ACQUIRED: D7b '21

COLLEGE: Georgia Tech

NFL EXPERIENCE: R

BORN: Sep. 17, 1998 (23)

REGULAR SEASON COMPARISON: PUNTING - BALTIMORE RAVENS

DATE	OPP	W/L	GP/GS	NO.	YDS.	AVG.	TB	IN20	LG
12/5/21	PIT vs. BLT	W	P	5	217	43.4	0	1	64
TOTALS		1/0	1/0	5	217	43.4	0	1	64

PRESSLEY HARVIN III'S NFL REGULAR SEASON PUNTING STATISTICS

DATE	TEAM	GP	NO.	YDS.	AVG.	OPP. RET.	YDS.	NET YDS.	AVG.	TB	IN20	LG	BK
2021	Steelers	14	62	2,684	43.3	26	261	2,363	38.1	3	22	64	0
NFL TOTALS		14	62	2,684	43.3	26	261	2,363	38.1	3	22	64	0

SINGLE-GAME HIGHS: PUNTER

Punts	7 vs. Seattle Seahawks, Oct 17, 2021 6 at Minnesota Vikings, Dec 09, 2021 ...1 more at 6.	Net Punting Avg	43.8 at Cleveland Browns, Oct 31, 2021 42.8 vs. Las Vegas Raiders, Sep 19, 2021 64 vs. Baltimore Ravens, Dec 05, 2021
Gross Punting Yards	335 vs. Seattle Seahawks, Oct 17, 2021 280 vs. Detroit Lions, Nov 14, 2021	Longest Punts	63 vs. Denver Broncos, Oct 10, 2021 4 vs. Seattle Seahawks, Oct 17, 2021 3 vs. Detroit Lions, Nov 14, 2021 ...1 more at 3.
Gross Punting Avg	49.3 vs. Las Vegas Raiders, Sep 19, 2021 47.9 vs. Seattle Seahawks, Oct 17, 2021	Inside the 20	
Net Punting Yards	295 vs. Seattle Seahawks, Oct 17, 2021 227 at Minnesota Vikings, Dec 09, 2021		


2021 GAME-BY-GAME REGULAR-SEASON STATISTICS (STEELERS)

DATE	OPPONENT		NO.	YDS.	AVG.	OPP. RET.	YDS.	NET YDS.	AVG	TB	IN20	LG	BK	W/L/T	SCORE
09/12	at Bills	P	5	207	41.4	1	1	206	41.2	0	2	51	0	W	23-16
09/19	Raiders	P	4	197	49.3	2	26	171	42.8	0	3	59	0	L	17-26
09/26	Bengals	P	4	162	40.5	2	9	153	38.3	0	1	50	0	L	10-24
10/03	at Packers	P	3	102	34.0	1	0	102	34.0	0	1	45	0	L	17-27
10/10	Broncos	P	2	119	59.5	2	26	93	46.5	0	0	63	0	W	27-19
10/17	Seahawks	P	7	335	47.9	3	20	295	42.1	1	4	58	0	W	23-20+
10/31	at Browns	P	4	176	44.0	2	1	175	43.8	0	1	56	0	W	15-10
11/08	Bears	P	5	196	39.2	0	0	176	35.2	1	2	46	0	W	29-27
11/14	Lions	P	6	280	46.7	3	71	189	31.5	1	3	61	0	T	16-16
11/21	at Chargers	P	1	46	46.0	1	-1	47	47.0	0	0	46	0	L	37-41
11/28	at Bengals	P	5	190	38.0	2	17	173	34.6	0	2	42	0	L	10-41
12/05	Ravens	P	5	217	43.4	2	12	205	41.0	0	1	64	0	W	20-19
12/09	at Vikings	P	6	258	43.0	3	31	227	37.8	0	1	49	0	L	28-36
12/19	Titans	P	5	199	39.8	2	48	151	30.2	0	1	51	0	W	19-13
12/26	at Chiefs													L	10-36
01/03	Browns													W	26-14
2021 TOTALS			14	62	2,684	43.3	26	261	2,363	38.1	3	22	64	0	8-7-1
+ - Overtime															

2021 PITTSBURGH STEELERS

96

UPDATED PLAYER BIOS



3

DWAYNE HASKINS

QUARTERBACK

HEIGHT: 6-4
WEIGHT: 230
COLLEGE: Ohio State
BORN: May. 3, 1997 (24)

BIRTHPLACE Highland Park, NJ
HOW ACQUIRED: FA '21
NFL EXPERIENCE: 3rd year

REGULAR SEASON COMPARISON: PASSING - BALTIMORE RAVENS

DATE	OPP	W/L	GP/GS	C	ATT	YDS.	AVG.	TD	LG	INT	SK	SKYD	RTG
10/4/20	WAS vs. BLT	L	S	32	45	314	7.0	0	40	0	3	40	90.4
TOTALS		0/1	1/1	32	45	314	7.0	0	40	0	3	40	--

DWAYNE HASKINS' NFL REGULAR SEASON PASSING STATISTICS

DATE	TEAM	GP	GS	ATT.	CMP.	PCT.	YDS	AVG.	TD	INT.	LG	SK	LST	RATE
2019	Washington	9	7	203	119	58.6	1,365	6.7	7	7	75t	29	204	76.1
2020	Washington	7	6	241	148	61.4	1,439	6.0	5	7	50	20	141	73.0
2021	Steelers	0	0	0	0	0.0	0	0.0	0	0	0	0	0	0.0
TOTALS		16	13	444	267	60.1	2,804	6.3	12	14	75T	49	345	74.4

DWAYNE HASKINS' NFL POSTSEASON PASSING STATISTICS

DATE	TEAM	GP	GS	ATT.	CMP.	PCT.	YDS	AVG.	TD	INT.	LG	SK	LST	RATE
2020	Washington	0	0	0	0	0.0	0	0.0	0	0	0	0	0	0.0
TOTALS		0	0	0	0	0.0	0	0.0	0	0	0	0	0	0.0

DWAYNE HASKINS' NFL REGULAR SEASON RUSHING STATISTICS

DATE	TEAM	NO.	YDS.	AVG.	LG	TD
2019	Washington	20	101	5.1	23	0
2020	Washington	20	46	2.3	19	1
2021	Steelers	0	0	0.0	0	0
TOTALS		40	147	3.7	23	1

DWAYNE HASKINS' NFL POSTSEASON RUSHING STATISTICS

DATE	TEAM	NO.	YDS.	AVG.	LG	TD
2020	Washington	0	0	0.0	0	0
TOTALS		0	0	0.0	0	0

DWAYNE HASKINS' NFL REGULAR SEASON PASSING/RUSHING STATISTICS

PASSING															RUSHING				
DATE	TEAM	GP	GS	ATT.	CMP.	PCT.	YDS	AVG.	TD	INT.	LG	SK	LST	RATE	NO.	YDS.	AVG.	LG	TD
2019	Washington	9	7	203	119	58.6	1,365	6.7	7	7	75t	29	204	76.1	20	101	5.1	23	0
2020	Washington	7	6	241	148	61.4	1,439	6.0	5	7	50	20	141	73.0	20	46	2.3	19	1
2021	Steelers	0	0	0	0	0.0	0	0.0	0	0	0	0	0	0.0	0	0	0.0	0	0
TOTALS		16	13	444	267	60.1	2,804	6.3	12	14	75T	49	345	74.4	40	147	3.7	23	1

DWAYNE HASKINS' NFL POSTSEASON PASSING/RUSHING STATISTICS

PASSING															RUSHING				
DATE	TEAM	GP	GS	ATT.	CMP.	PCT.	YDS	AVG.	TD	INT.	LG	SK	LST	RATE	NO.	YDS.	AVG.	LG	TD
2020	Washington	0	0	0	0	0.0	0	0.0	0	0	0	0	0	0.0	0	0	0.0	0	0
TOTALS		0	0	0	0	0.0	0	0.0	0	0	0	0	0	0.0	0	0	0.0	0	0

SINGLE-GAME HIGHS: QUARTERBACK

Pass Attempts	55 vs. Seattle Seahawks, Dec 20, 2020 45 vs. Baltimore Ravens, Oct 04, 2020	Passer Rating	143.2 vs. New York Giants, Dec 22, 2019 121.3 vs. Philadelphia Eagles, Dec 15, 2019
Pass Completions	38 vs. Seattle Seahawks, Dec 20, 2020 32 vs. Baltimore Ravens, Oct 04, 2020	Rush Attempts	7 vs. Philadelphia Eagles, Sep 13, 2020 4 at San Francisco 49ers, Dec 13, 2020 ...2 more at 4.
Yards Passing	314 vs. Baltimore Ravens, Oct 04, 2020 295 vs. Seattle Seahawks, Dec 20, 2020	Rushing Yards	28 vs. Seattle Seahawks, Dec 20, 2020 28 vs. Detroit Lions, Nov 24, 2019
TD Passes	2 at Cleveland Browns, Sep 27, 2020 2 vs. New York Giants, Dec 22, 2019 ...2 more at 2.	Longest Runs	23 vs. Philadelphia Eagles, Dec 15, 2019 19 vs. Philadelphia Eagles, Sep 13, 2020
Long Passes	751 vs. Philadelphia Eagles, Dec 15, 2019 50 vs. Carolina Panthers, Dec 27, 2020	Rushing TDs	1 vs. Baltimore Ravens, Oct 04, 2020
Completion Percentage	80.0 vs. New York Giants, Dec 22, 2019 71.1 vs. Baltimore Ravens, Oct 04, 2020		

300-YARD PASSING GAMES (1): REGULAR SEASON

DATE	TEAM	NO.	YDS.	AVG.	LG	TD
10/04/20	RAVENS	32	314	9.8	40	0

2021 GAME-BY-GAME REGULAR-SEASON STATISTICS (STEELERS)

		PASSING												RUSHING					
DATE	OPPONENT	P/S	ATT	CMP	YDS	PCT	Y/A	Y/C	TD	INT	LG	SK/YD	RATE	ATT	YDS	LG	TD	W/L/T	SCORE
09/12	at Bills								ON INACTIVE LIST									W	23-16
09/19	Raiders								ON INACTIVE LIST									L	17-26
09/26	Bengals								ON INACTIVE LIST									L	10-24
10/03	at Packers								ON INACTIVE LIST									L	17-27
10/10	Broncos								ON INACTIVE LIST									W	27-19
10/17	Seahawks								ON INACTIVE LIST									W	23-20+
10/31	at Browns								ON INACTIVE LIST									W	15-10
11/08	Bears								ON INACTIVE LIST									W	29-27
11/14	Lions								DID NOT PLAY (NON-INJURY)									T	16-16
11/21	at Chargers								ON INACTIVE LIST									L	37-41
11/28	at Bengals								ON INACTIVE LIST									L	10-41
12/05	Ravens								ON INACTIVE LIST									W	20-19
12/09	at Vikings								INACTIVE									L	28-36
12/19	Titans								ON INACTIVE LIST									W	19-13
12/26	at Chiefs								ON INACTIVE LIST									L	10-36
01/03	Browns								ON INACTIVE LIST									W	26-14
2021 TOTALS		0-0	0	0	0	0.0	0.0	0.0	0	0	0	0/0	0.0	0	0	0	0	8-7-1	
+ - Overtime																			

2020 GAME-BY-GAME POSTSEASON STATISTICS (WASHINGTON)

		PASSING												RUSHING					
DATE	OPPONENT	P/S	ATT	CMP	YDS	PCT	Y/A	Y/C	TD	INT	LG	SK/YD	RATE	ATT	YDS	LG	TD	W/L	SCORE
01/09	Buccaneers								DID NOT PLAY									L	23-31
2020 TOTALS		0-0	0	0	0	0.0	0.0	0.0	0	0	0	0/0	0.0	0	0	0	0	0-1	



60

J.C. HASSENAUER CENTER

HEIGHT: 6-2 BIRTHPLACE Woodbury, MN
WEIGHT: 295 HOW ACQUIRED: FA '19
COLLEGE: Alabama NFL EXPERIENCE: 2nd year
BORN: Sep. 15, 1995 (26)

J.C. HASSENAUER'S NFL REGULAR SEASON STATISTICS

DATE	TEAM	GP	GS
2018	Falcons	0	0
2019	Steelers	0	0
2020	Steelers	15	4
2021	Steelers	12	2
NFL TOTALS		27	6

J.C. HASSENAUER'S NFL POSTSEASON STATISTICS


DATE	TEAM	GP	GS
2020	Steelers	1	0
NFL TOTALS		1	0

2021 GAME-BY-GAME REGULAR-SEASON STATISTICS (STEELERS)

DATE	OPPONENT	P/S	W/L/T	SCORE
09/12	at Bills	P	W	23-16
09/19	Raiders	P	L	17-26
09/26	Bengals	P	L	10-24
10/03	at Packers	P	L	17-27
10/10	Broncos	P	W	27-19
10/17	Seahawks	P	W	23-20+
10/31	at Browns	P	W	15-10
11/08	Bears	P	W	29-27
11/14	Lions	P	T	16-16
11/21	at Chargers	S	L	37-41
11/28	at Bengals		L	10-41
12/05	Ravens		W	20-19
12/09	at Vikings		L	28-36
12/19	Titans		W	19-13
12/26	at Chiefs	P	L	10-36
01/03	Browns	S	W	26-14
2021 TOTALS		12-2	8-7-1	
+ - Overtime				

2020 GAME-BY-GAME POSTSEASON STATISTICS (STEELERS)

DATE	OPPONENT	P/S	W/L	SCORE
01/10	Browns	P	L	37-48
2020 TOTALS		1-0	0-1	



CAMERON HEYWARD

DEFENSIVE TACKLE

HEIGHT: 6-5

BIRTHPLACE Pittsburgh, PA

WEIGHT: 295

HOW ACQUIRED: D1 '11

COLLEGE: Ohio State

NFL EXPERIENCE: 11th year

BORN: May, 6, 1989 (32)

AP AP

2017 2018 2019 2020

REGULAR SEASON COMPARISON: DEFENSIVE - BALTIMORE RAVENS

DATE	OPP	W/L	GP/GS	TACKLES			SACK	YDS.	INT	TFL	PD	QBH	MISC		
				TOT	SOLO	ASST							TD	FF	FR
9/11/11	PIT @ BLT	L	P	1	1	0	0.0	0.0	0	0	0	0	0	0	0
11/18/12	PIT vs. BLT	L	P	2	2	0	0.0	0.0	0	0	0	0	0	0	0
10/20/13	PIT vs. BLT	W	S	1	1	0	0.0	0.0	0	0	0	0	0	0	0
11/28/13	PIT @ BLT	L	S	7	2	5	0.0	0.0	0	1	0	0	0	0	0
9/11/14	PIT @ BLT	L	S	7	2	5	0.0	0.0	0	0	0	0	0	0	0
11/2/14	PIT vs. BLT	W	S	2	2	0	0.0	0.0	0	1	0	1	0	0	0
10/11/15	PIT vs. BLT	L	S	7	7	0	1.0	0.0	0	2	0	1	0	1	0
12/27/15	PIT @ BLT	L	S	6	5	1	0.0	0.0	0	1	0	0	0	0	0
11/6/16	PIT @ BLT	L	S	2	1	1	0.0	0.0	0	1	0	1	0	0	0
10/1/17	PIT @ BLT	W	S	4	3	1	2.0	14.0	0	2	0	2	0	1	1
12/10/17	PIT vs. BLT	W	S	1	0	1	0.0	0.0	0	0	1	0	0	0	0
9/30/18	PIT vs. BLT	L	S	5	2	3	0.0	0.0	0	0	0	0	0	0	0
11/4/18	PIT @ BLT	W	S	1	0	1	0.0	0.0	0	0	0	2	0	0	0
10/6/19	PIT vs. BLT	L	S	4	4	0	1.0	3.0	0	1	0	2	0	0	0
12/29/19	PIT @ BLT	L	S	4	3	1	1.0	7.0	0	1	1	2	0	0	0
11/1/20	PIT @ BLT	W	S	5	4	1	0.0	0.0	0	0	0	0	0	0	0
12/2/20	PIT vs. BLT	W	S	2	1	1	1.0	8.0	0	1	0	1	0	0	0
12/5/21	PIT vs. BLT	W	S	4	3	1	1.0	3.0	0	2	0	1	0	0	0
TOTALS		8/10	18/16	65	43	22	7.0	35.0	0	13	2	13	0	2	1

POSTSEASON COMPARISON: DEFENSIVE - BALTIMORE RAVENS

DATE	OPP	W/L	GP/GS	TACKLES			SACK	YDS.	INT	TFL	PD	QBH	MISC		
				TOT	SOLO	ASST							TD	FF	FR
1/3/15	PIT vs. BLT	L	S	2	2	0	0.0	0.0	0	0	0	2	0	0	0
TOTALS		0/1	1/1	2	2	0	0.0	0.0	0	0	0	2	0	0	0

CAMERON HEYWARD'S NFL REGULAR SEASON DEFENSIVE STATISTICS

DATE	TEAM	GP	GS	TACKLES					YDS	QBH	INTERCEPTIONS					O. FUMB					ST					MISC				
				TK	S	A	TFL	YDS	SK		NO	YDS	LG	TD	PD	FF	FR	TD	YDS	TK	S	A	FF	FR	S	A	FF	FR	S	A
2011	Steelers	16	0	11	10	1	0	1.0	8.0	3	0	0	0	0	1	1	0	0	0	0	0	0	0	0	0	0	0	0	0	0
2012	Steelers	16	0	20	13	7	2	0	1.5	5.0	3	0	0	0	0	0	0	0	0	0	0	0	0	0	0	0	0	0	0	0
2013	Steelers	16	13	59	35	24	7	51	5.0	41.0	10	0	0	0	7	0	1	0	8	0	0	0	0	0	0	0	0	0	0	0
2014	Steelers	16	16	53	33	20	11	54	7.5	47.0	16	0	0	0	4	0	0	0	0	0	0	0	0	0	0	0	0	0	0	0
2015	Steelers	16	16	54	39	15	15	69	7.0	35.0	13	0	0	0	2	1	0	0	0	0	0	0	0	0	0	0	0	0	0	0
2016	Steelers	7	7	21	17	4	4	18	3.0	16.0	5	0	0	0	4	0	1	0	1	0	0	0	0	0	0	0	0	0	0	0
2017	Steelers	15	15	45	30	15	16	78	12.0	71.0	22	0	0	0	3	2	1	0	0	0	0	0	0	0	0	0	0	0	0	0
2018	Steelers	16	16	51	29	22	10	55	8.0	60.0	18	0	0	0	3	1	1	0	0	0	0	0	0	0	0	0	0	0	0	0
2019	Steelers	16	16	83	51	32	11	53	9.0	61.0	23	0	0	0	6	1	1	0	0	0	0	0	0	0	0	0	0	0	0	0
2020	Steelers	15	15	54	30	24	7	20	4.0	28.5	19	1	0	0	3	0	0	0	0	0	0	0	0	0	0	0	0	0	0	0
2021	Steelers	16	16	83	48	35	13	55	9.0	53.5	16	1	0	0	9	1	1	0	0	0	0	0	0	0	0	0	0	0	0	0
NFL TOTALS		165	130	534	335	199	96	453	67.0	426.0	148	2	0	0	42	7	6	0	9	0	0	0	0	0	0	0	0	0	0	0

CAMERON HEYWARD'S NFL POSTSEASON DEFENSIVE STATISTICS

DATE	TEAM	GP	GS	TACKLES					YDS	QBH	INTERCEPTIONS					O. FUMB					ST					MISC				
				TK	S	A	TFL	YDS	SK		NO	YDS	LG	TD	PD	FF	FR	TD	YDS	TK	S	A	FF	FR	S	A	FF	FR	S	A
2011	Steelers	1	0	4	3	1	0	0	0.0	0.0	0	0	0	0	0	0	0	0	0	0	0	0	0	0	0	0	0	0	0	0
2014	Steelers	1	1	2	2	0	0	0	0.0	0.0	2	0	0	0	0	0	0	0	0	0	0	0	0	0	0	0	0	0	0	0
2015	Steelers	2	2	1	1	0	0	0	1.0	11.0	4	0	0	0	0	1	0	0	0	0	0	0	0	0	0	0	0	0	0	0
2017	Steelers	1	1	1	1	0	1	2	0.0	0.0	0	0	0	0	0	0	0	0	0	0	0	0	0	0	0	0	0	0	0	0
2020	Steelers	1	1	1	1	0	0	0	0.0	0.0	0	0	0	0	1	0	0	0	0	0	0	0	0	0	0	0	0	0	0	0
NFL TOTALS		6	5	9	8	1	1	2	1.0	11.0	6	0	0	0	1	1	0	0	0	0	0	0	0	0	0	0	0	0	0	0

SINGLE-GAME HIGHS: DEFENSIVE

Total Tackles	10 vs. Miami Dolphins, Dec 08, 2013 9 vs. Seattle Seahawks, Oct 17, 2021 ...1 more at 9.	Fumble Recoveries	1 at Buffalo Bills, Sep 12, 2021 1 vs. Cleveland Browns, Dec 01, 2019 ...4 more at 1.
Sacks	3.0 vs. Kansas City Chiefs, Oct 02, 2016 2.5 vs. Cincinnati Bengals, Sep 30, 2019	Tackles For Loss	3 vs. Kansas City Chiefs, Oct 02, 2016 2 vs. Baltimore Ravens, Dec 05, 2021 ...18 more at 2.
Passes Defensed	2 vs. Cleveland Browns, Jan 03, 2022 2 vs. Denver Broncos, Oct 10, 2021 ...5 more at 2.	Interceptions	1 at New York Giants, Sep 14, 2020
Forced Fumbles	1 at Buffalo Bills, Sep 12, 2021 1 vs. Cincinnati Bengals, Sep 30, 2019 ...5 more at 1.	Longest Opponent's Fumble Return	8 at Cleveland Browns, Nov 24, 2013 1 vs. Cincinnati Bengals, Sep 18, 2016

SINGLE-GAME HIGHS - POSTSEASON: DEFENSIVE

Total Tackles	4 at Denver Broncos, Jan 08, 2012 2 vs. Baltimore Ravens, Jan 03, 2015 1 vs. Cleveland Browns, Jan 10, 2021 1 vs. Jacksonville Jaguars, Jan 14, 2018 1 at Cincinnati Bengals, Jan 09, 2016	Forced Fumbles	1 at Cincinnati Bengals, Jan 09, 2016
Sacks	1.0 at Cincinnati Bengals, Jan 09, 2016	Tackles For Loss	1 vs. Jacksonville Jaguars, Jan 14, 2018
Passes Defensed	1 vs. Cleveland Browns, Jan 10, 2021		

SINGLE-GAME HIGHS: RUSHING/RECEIVING

All-Purpose Yards	11 vs. Baltimore Ravens, Oct 20, 2013 8 at Cleveland Browns, Nov 24, 2013	Kickoff Return Yards	11 vs. Baltimore Ravens, Oct 20, 2013
Kickoff Returns	1 vs. Baltimore Ravens, Oct 20, 2013	Longest Kickoff Return	11 vs. Baltimore Ravens, Oct 20, 2013

2021 GAME-BY-GAME REGULAR-SEASON STATISTICS (STEELERS)

DATE	OPPONENT	P/S	TACKLES								INTERCEPTIONS				O. FUMB				ST				MISC		W/L	SCORE	
			TK	S	A	SK	YDS	TFL	YDS	QBH	NO	YDS	LG	TD	PD	FF	FR	TD	YDS	TK	S	A	FF	FR			S
09/12	at Bills	S	4	2	2	1.0	6.0	1	6	1	0	0	0	0	2	1	1	0	0	0	0	0	0	0	0	W	23-16
09/19	Raiders	S	7	4	3	0.0	0.0	1	0	0	0	0	0	0	1	0	0	0	0	0	0	0	0	0	0	L	17-26
09/26	Bengals	S	5	1	4	0.0	0.0	0	0	0	0	0	0	0	0	0	0	0	0	0	0	0	0	0	0	L	10-24
10/03	at Packers	S	8	5	3	0.0	0.0	1	1	1	0	0	0	0	0	0	0	0	0	0	0	0	0	0	0	L	17-27
10/10	Broncos	S	3	2	1	0.0	0.0	0	0	0	0	0	0	2	0	0	0	0	0	0	0	0	0	0	0	W	27-19
10/17	Seahawks	S	9	6	3	1.0	8.0	2	12	1	0	0	0	0	0	0	0	0	0	0	0	0	0	0	0	W	23-20+
10/31	at Browns	S	4	3	1	0.5	2.5	0	0	2	0	0	0	0	0	0	0	0	0	0	0	0	0	0	0	W	15-10
11/08	Bears	S	2	2	0	0.0	0.0	0	0	3	1	0	0	0	1	0	0	0	0	0	0	0	0	0	0	W	29-27
11/14	Lions	S	5	3	2	2.0	18.0	2	18	2	0	0	0	0	0	0	0	0	0	0	0	0	0	0	0	T	16-16
11/21	at Chargers	S	2	2	0	0.0	0.0	0	0	0	0	0	0	0	1	0	0	0	0	0	0	0	0	0	0	L	37-41
11/28	at Bengals	S	8	3	5	1.0	6.0	1	6	1	0	0	0	0	0	0	0	0	0	0	0	0	0	0	0	L	10-41
12/05	Ravens	S	4	3	1	1.0	3.0	2	5	1	0	0	0	0	0	0	0	0	0	0	0	0	0	0	0	W	20-19
12/09	at Vikings	S	6	3	3	0.0	0.0	1	2	0	0	0	0	0	0	0	0	0	0	0	0	0	0	0	0	L	28-36
12/19	Titans	S	6	2	4	0.5	5.0	0	0	1	0	0	0	0	0	0	0	0	0	0	0	0	0	0	0	W	19-13
12/26	at Chiefs	S	6	3	3	1.0	4.0	1	4	1	0	0	0	0	0	0	0	0	0	0	0	0	0	0	0	L	10-36
01/03	Browns	S	4	4	0	1.0	1.0	1	1	2	0	0	0	0	2	0	0	0	0	0	0	0	0	0	0	W	26-14
2021 TOTALS			16-16	83	48	35	9.0	53.5	13	55	16	1	0	0	9	1	1	0	0	0	0	0	0	0	0	8-7-1	
+/- Overtime																											

2020 GAME-BY-GAME POSTSEASON STATISTICS (STEELERS)

DATE	OPPONENT	P/S	TACKLES							INTERCEPTIONS				O. FUMB			ST				MISC		W/L	SCORE			
			TK	S	A	SK	YDS	TFL	YDS	QBH	NO	YDS	LG	TD	PD	FF	FR	TD	YDS	TK	S	A			FF	FR	S
01/10	Browns	S	1	1	0	0.0	0.0	0	0	0	0	0	0	1	0	0	0	0	0	0	0	0	0	0	0	L	37-48
2020 TOTALS		1-1	1	1	0	0.0	0.0	0	0	0	0	0	0	1	0	0	0	0	0	0	0	0	0	0	0	0-1	

2017 GAME-BY-GAME POSTSEASON STATISTICS (STEELERS)

DATE	OPPONENT	P/S	TACKLES								INTERCEPTIONS				O. FUMB			ST				MISC		W/L	SCORE	
			TK	S	A	SK	YDS	TFL	YDS	QBH	NO	YDS	LG	TD	PD	FF	FR	TD	YDS	TK	S	A	FF			FR
01/14	Jaguars	S	1	1	0	0.0	0.0	1	2	0	0	0	0	0	0	0	0	0	0	0	0	0	0	0	L	42-45
2017 TOTALS		1-1	1	1	0	0.0	0.0	1	2	0	0	0	0	0	0	0	0	0	0	0	0	0	0	0	0-1	

2015 GAME-BY-GAME POSTSEASON STATISTICS (STEELERS)

DATE	OPPONENT	P/S	TACKLES							INTERCEPTIONS				O. FUMB			ST				MISC		W/L	SCORE			
			TK	S	A	SK	YDS	TFL	YDS	QBH	NO	YDS	LG	TD	PD	FF	FR	TD	YDS	TK	S	A			FF	FR	S
01/09	at Bengals	S	1	1	0	1.0	11.0	0	0	4	0	0	0	0	0	1	0	0	0	0	0	0	0	0	0	W	18-16
01/17	at Broncos	S	0	0	0	0.0	0.0	0	0	0	0	0	0	0	0	0	0	0	0	0	0	0	0	0	0	L	16-23
2015 TOTALS		2-2	1	1	0	1.0	11.0	0	0	4	0	0	0	0	0	1	0	0	0	0	0	0	0	0	0	1-1	


2014 GAME-BY-GAME POSTSEASON STATISTICS (STEELERS)

DATE	OPPONENT	P/S	TACKLES							INTERCEPTIONS				O. FUMB			ST				MISC		W/L	SCORE			
			TK	S	A	SK	YDS	TFL	YDS	QBH	NO	YDS	LG	TD	PD	FF	FR	TD	YDS	TK	S	A			FF	FR	S
01/03	Ravens	S	2	2	0	0.0	0.0	0	0	2	0	0	0	0	0	0	0	0	0	0	0	0	0	0	0	L	17-30
2014 TOTALS		1-1	2	2	0	0.0	0.0	0	0	2	0	0	0	0	0	0	0	0	0	0	0	0	0	0	0	0-1	

2011 GAME-BY-GAME POSTSEASON STATISTICS (STEELERS)

			TACKLES								INTERCEPTIONS							O. FUMB				ST				MISC			
DATE	OPPONENT	P/S	TK	S	A	SK	YDS	TFL	YDS	QBH	NO	YDS	LG	TD	PD	FF	FR	TD	YDS	TK	S	A	FF	FR	S	A	W/L	SCORE	
01/08	at Broncos	P	4	3	1	0.0	0.0	0	0	0	0	0	0	0	0	0	0	0	0	0	0	0	0	0	0	0	L	23-29+	
2011 TOTALS			1-0	4	3	1	0.0	0.0	0	0	0	0	0	0	0	0	0	0	0	0	0	0	0	0	0	0	0-1		

+- Overtime



ALEX HIGHSMITH

LINEBACKER

HEIGHT: 6-4 BIRTHPLACE: Wilmington, NC
WEIGHT: 242 HOW ACQUIRED: D3 '20
COLLEGE: Charlotte NFL EXPERIENCE: 2nd year
BORN: Aug. 7, 1997 (24)

REGULAR SEASON COMPARISON: DEFENSIVE - BALTIMORE RAVENS

DATE	OPP	W/L	GP/GS	TACKLES				ASST	SACK	YDS.	INT	TFL	PD	QBH	TD	MISC		
				TOT	SOLO											FF	FR	FR
11/1/20	PIT @ BLT	W	P	2	0			2	0.0	0.0		1	0	1	0	0	0	0
12/2/20	PIT vs. BLT	W	P	1	0			1	0.0	0.0		0	0	0	0	0	0	0
12/5/21	PIT vs. BLT	W	S	3	3			0	0.0	0.0		2	0	0	0	0	0	0
TOTALS		3/0	3/1	6	3			3	0.0	0.0	1	2	1	0	0	0	0	0

ALEX HIGHSMITH'S NFL REGULAR SEASON DEFENSIVE STATISTICS

DATE	TEAM	GP	GS	TACKLES									INTERCEPTIONS					O. FUMB					ST				MISC			
				TK	S	A	TFL	YDS	SK	YDS	QBH	NO	YDS	LG	TD	PD	FF	FR	TD	YDS	TK	S	A	FF	FR	S	A			
2020	Steelers	16	5	42	26	16	5	22	2.0	16.0	6	1	2	2	0	1	0	0	0	6	4	2	0	0	0	0				
2021	Steelers	15	15	70	43	27	15	54	6.0	35.5	14	0	0	0	0	1	0	0	0	0	0	0	0	0	0					
NFL TOTALS		31	20	112	69	43	20	76	8.0	51.5	20	1	2	2	0	1	1	0	0	6	4	2	0	0	0	0				

ALEX HIGHSMITH'S NFL POSTSEASON DEFENSIVE STATISTICS

		TACKLES										INTERCEPTIONS						O. FUMB				ST				MISC	
DATE	TEAM	GP	GS	TK	S	A	TFL	YDS	SK	YDS	QBH	NO	YDS	LG	TD	PD	FF	FR	TD	YDS	TK	S	A	FF	FR	S	A
2020	Steelers	1	1	2	1	1	0	0	0.0	0.0	0	0	0	0	0	0	0	0	0	0	0	0	0	0	0	0	0
NFL TOTALS		1	1	2	1	1	0	0	0.0	0.0	0	0	0	0	0	0	0	0	0	0	0	0	0	0	0	0	0

SINGLE-GAME HIGHS: DEFENSIVE

Total Tackles	11 vs. Detroit Lions, Nov 14, 2021 9 at Cleveland Browns, Jan 03, 2021	Tackles For Loss	3 vs. Cleveland Browns, Jan 03, 2022 2 vs. Baltimore Ravens, Dec 05, 2021 ...3 more at 2.
Sacks	2.0 vs. Cleveland Browns, Jan 03, 2022 1.5 at Los Angeles Chargers, Nov 21, 2021 ...1 more at 1.5.	Interceptions	1 at Baltimore Ravens, Nov 01, 2020 2 at Baltimore Ravens, Nov 01, 2020
Passes Defensed	1 at Baltimore Ravens, Nov 01, 2020	Interception Return Yards	3 vs. Cleveland Browns, Oct 18, 2020
Forced Fumbles	1 at Kansas City Chiefs, Dec 26, 2021	Special Teams Tackles	1 vs. Indianapolis Colts, Dec 27, 2020 ...2 more at 1.

SINGLE-GAME HIGHS - POSTSEASON: DEFENSIVE


Total Tackles	2 vs. Cleveland Browns, Jan 10, 2021
---------------	--------------------------------------

2021 GAME-BY-GAME REGULAR-SEASON STATISTICS (STEELERS)

DATE	OPPONENT	P/S	TACKLES							INTERCEPTIONS				O. FUMB			ST			MISC			W/L	SCORE			
			TK	S	A	SK	YDS	TFL	YDS	QBH	NO	YDS	LG	TD	PD	FF	FR	TD	YDS	TK	S	A			FF	FR	S
09/12	at Bills	S	4	3	1	0.0	0.0	0	0	0	0	0	0	0	0	0	0	0	0	0	0	0	0	0	W	23-16	
09/19	Raiders	S	4	3	1	0.0	0.0	1	4	0	0	0	0	0	0	0	0	0	0	0	0	0	0	0	L	17-26	
09/26	Bengals									ON INACTIVE LIST														L	10-24		
10/03	at Packers	S	5	2	3	0.0	0.0	0	0	0	0	0	0	0	0	0	0	0	0	0	0	0	0	0	L	17-27	
10/10	Broncos	S	1	1	0	0.0	0.0	0	0	0	0	0	0	0	0	0	0	0	0	0	0	0	0	0	W	27-19	
10/17	Seahawks	S	7	2	5	1.5	15.5	2	9	4	0	0	0	0	0	0	0	0	0	0	0	0	0	0	W	23-20+	
10/31	at Browns	S	4	1	3	0.0	0.0	1	1	0	0	0	0	0	0	0	0	0	0	0	0	0	0	0	W	15-10	
11/08	Bears	S	3	0	3	0.0	0.0	0	0	2	0	0	0	0	0	0	0	0	0	0	0	0	0	0	W	29-27	
11/14	Lions	S	11	8	3	0.0	0.0	2	9	1	0	0	0	0	0	0	0	0	0	0	0	0	0	0	T	16-16	
11/21	at Chargers	S	6	3	3	1.5	6.0	1	4	3	0	0	0	0	0	0	0	0	0	0	0	0	0	0	L	37-41	
11/28	at Bengals	S	5	3	2	0.0	0.0	2	8	0	0	0	0	0	0	0	0	0	0	0	0	0	0	0	L	10-41	
12/05	Ravens	S	3	3	0	0.0	0.0	2	3	0	0	0	0	0	0	0	0	0	0	0	0	0	0	0	W	20-19	
12/09	at Vikings	S	1	1	0	0.0	0.0	1	0	0	0	0	0	0	0	0	0	0	0	0	0	0	0	0	L	28-36	
12/19	Titans	S	4	4	0	0.0	0.0	0	0	1	0	0	0	0	0	0	0	0	0	0	0	0	0	0	W	19-13	
12/26	at Chiefs	S	5	2	3	1.0	0.0	0	0	1	0	0	0	0	1	0	0	0	0	0	0	0	0	0	L	10-36	
01/03	Browns	S	7	7	0	2.0	14.0	3	16	2	0	0	0	0	0	0	0	0	0	0	0	0	0	0	W	26-14	
2021 TOTALS		15-15	70	43	27	6.0	35.5	15	54	14	0	0	0	0	0	1	0	0	0	0	0	0	0	0	8-7-1		
+ - Overtime																											

2020 GAME-BY-GAME POSTSEASON STATISTICS (STEELERS)

DATE	OPPONENT	P/S	TACKLES							INTERCEPTIONS				O. FUMB				ST				MISC				W/L	SCORE
			TK	S	A	SK	YDS	TFL	YDS	QBH	NO	YDS	LG	TD	PD	FF	FR	TD	YDS	TK	S	A	FF	FR	S	A	
01/10	Browns	S	2	1	1	0.0	0.0	0	0	0	0	0	0	0	0	0	0	0	0	0	0	0	0	0	0	0	37-48
2020 TOTALS		1-1	2	1	1	0.0	0.0	0	0	0	0	0	0	0	0	0	0	0	0	0	0	0	0	0	0	0-1	



45

Buddy Johnson

LINEBACKER

HEIGHT: 6-2

WEIGHT: 240

COLLEGE: Texas A&M

BORN: Feb. 27, 1999 (22)

BIRTHPLACE: Dallas, TX

HOW ACQUIRED: D4b '21

NFL EXPERIENCE: R

Buddy Johnson's NFL Regular Season Defensive Statistics

TACKLES													INTERCEPTIONS				O. FUMB				ST				MISC			
DATE	TEAM	GP	GS	TK	S	A	TFL	YDS	SK	YDS	QBH	NO	YDS	LG	TD	PD	FF	FR	TD	YDS	TK	S	A	FF	FR	S	A	
2021	Steelers	4	0	0	0	0	0	0	0.0	0.0	0	0	0	0	0	0	0	0	0	0	2	2	0	0	0	0	0	0
NFL TOTALS		4	0	0	0	0	0	0	0.0	0.0	0	0	0	0	0	0	0	0	0	0	2	2	0	0	0	0	0	0

2021 Game-by-Game Regular-Season Statistics (Steelers)

DATE	OPPONENT	P/S	TACKLES							INTERCEPTIONS					O. FUMB			ST			MISC		W/L	SCORE				
			TK	S	A	SK	YDS	TFL	YDS	QBH	NO	YDS	LG	TD	PD	FF	FR	TD	YDS	TK	S	A			FF	FR	S	A
09/12	at Bills	P	0	0	0	0.0	0.0	0	0	0	0	0	0	0	0	0	0	0	0	0	0	0	0	0	0	W	23-16	
09/19	Raiders	P	0	0	0	0.0	0.0	0	0	0	0	0	0	0	0	0	0	0	0	0	0	0	0	0	0	L	17-26	
09/26	Bengals									DID NOT PLAY (NON-INJURY)																L	10-24	
10/03	at Packers										ON INACTIVE LIST																L	17-27
10/10	Broncos										ON INACTIVE LIST																W	27-19
10/17	Seahawks										ON INACTIVE LIST																W	23-20+
10/31	at Browns										ON INACTIVE LIST																W	15-10
11/08	Bears										ON INACTIVE LIST																W	29-27
11/14	Lions										ON INACTIVE LIST																T	16-16
11/21	at Chargers										ON INACTIVE LIST																L	37-41
11/28	at Bengals										ON INACTIVE LIST																L	10-41
12/05	Ravens	P	0	0	0	0.0	0.0	0	0	0	0	0	0	0	0	0	0	0	1	1	0	0	0	0	0	W	20-19	
12/09	at Vikings	P	0	0	0	0.0	0.0	0	0	0	0	0	0	0	0	0	0	0	1	1	0	0	0	0	0	L	28-36	
12/19	Titans										ON INACTIVE LIST																W	19-13
12/26	at Chiefs										ON INACTIVE LIST																L	10-36
01/03	Browns										ON INACTIVE LIST																W	26-14
2021 TOTALS		4-0	0	0	0	0.0	0.0	0	0	0	0	0	0	0	0	0	0	0	2	2	0	0	0	0	0	8-7-1		
+ Overtime																												



DIONTAE JOHNSON

WIDE RECEIVER

HEIGHT: 5-10 BIRTHPLACE: Ruskin, FL
WEIGHT: 183 HOW ACQUIRED: D3a '19
COLLEGE: Toledo NFL EXPERIENCE: 3rd year
BORN: Jul. 5, 1996 (25)

REGULAR SEASON COMPARISON: RECEIVING - BALTIMORE RAVENS

DATE	OPP	W/L	GP/GS	REC	YDS.	AVG.	TD	LG	TGTS	YAC
10/6/19	PIT vs. BLT	L	S	5	27	5.4	0	13	8	6
12/29/19	PIT @ BLT	L	S	4	54	13.5	0	21	7	31
11/1/20	PIT @ BLT	W	S	1	6	6.0	0	6	3	5
12/2/20	PIT vs. BLT	W	S	8	46	5.8	0	11	13	21
12/5/21	PIT vs. BLT	W	S	8	105	13.1	2	29t	11	51
TOTALS		3/2	5/5	26	238	9.2	2	29t	42	114

DIONTAE JOHNSON'S NFL REGULAR SEASON RUSHING/RECEIVING STATISTICS

DATE	TEAM	GP	GS	RECEIVING					RUSHING				
				NO.	YDS.	AVG.	LG	TD	NO.	YDS.	AVG.	LG	TD
2019	Steelers	16	12	59	680	11.5	45t	5	4	41	10.3	17	0
2020	Steelers	15	13	88	923	10.5	47	7	3	15	5.0	9	0
2021	Steelers	15	14	100	1,110	11.1	50t	8	5	53	10.6	25	0
NFL TOTALS		46	39	247	2,713	11.0	50T	20	12	109	9.1	25	0

DIONTAE JOHNSON'S NFL POSTSEASON RUSHING/RECEIVING STATISTICS

DATE	TEAM	GP	GS	RECEIVING					RUSHING				
				NO.	YDS.	AVG.	LG	TD	NO.	YDS.	AVG.	LG	TD
2020	Steelers	1	1	11	117	10.6	19	0	0	0	0.0	0	0
NFL TOTALS		1	1	11	117	10.6	19	0	0	0	0.0	0	0

DIONTAE JOHNSON'S NFL REGULAR SEASON RETURN STATISTICS

DATE	TEAM	RET.	KICKOFF RETURNS					PUNT RETURNS				
			YDS.	AVG.	LG	TD	NO.	FC	YDS.	AVG.	LG	TD
2019	Steelers	0	0	0.0	0	0	20	7	248	12.4	85t	1
2020	Steelers	1	24	24.0	24	0	8	2	58	7.3	18	0
2021	Steelers	0	0	0.0	0	0	0	0	0	0.0	0	0
NFL TOTALS		1	24	24.0	24	0	28	9	306	10.9	85T	1

DIONTAE JOHNSON'S NFL POSTSEASON RETURN STATISTICS

DATE	TEAM	RET.	KICKOFF RETURNS					PUNT RETURNS				
			YDS.	AVG.	LG	TD	NO.	FC	YDS.	AVG.	LG	TD
2020	Steelers	0	0	0.0	0	0	0	0	0	0.0	0	0
NFL TOTALS		0	0	0.0	0	0	0	0	0	0.0	0	0

SINGLE-GAME HIGHS: RUSHING/RECEIVING

Rush Attempts	2 vs. Chicago Bears, Nov 08, 2021 1 vs. Seattle Seahawks, Oct 17, 2021 ...7 more at 1.	Longest Kickoff Return	24 vs. Denver Broncos, Sep 20, 2020
Rushing Yards	17 vs. Cleveland Browns, Dec 01, 2019 16 at Arizona Cardinals, Dec 08, 2019	Fair Catches	3 vs. Buffalo Bills, Dec 15, 2019
Longest Runs	25 vs. Seattle Seahawks, Oct 17, 2021 17 vs. Cleveland Browns, Dec 01, 2019	Punt Return Yards	2 at Cincinnati Bengals, Nov 24, 2019 86 at Arizona Cardinals, Dec 08, 2019 40 at New York Jets, Dec 22, 2019
Receptions	12 at Jacksonville Jaguars, Nov 22, 2020 9 at Cincinnati Bengals, Nov 28, 2021 ...4 more at 9.	Longest Punt Return	85t at Arizona Cardinals, Dec 08, 2019 18 vs. Denver Broncos, Sep 20, 2020
Receiving Yards	116 vs. Cincinnati Bengals, Nov 15, 2020 111 at Jacksonville Jaguars, Nov 22, 2020	Punt Returns	4 at Cincinnati Bengals, Nov 24, 2019 3 at New York Giants, Sep 14, 2020 ...2 more at 3.
Longest Receptions	50 at Cleveland Browns, Oct 31, 2021 50t vs. Denver Broncos, Oct 10, 2021	Punt Return TDs	1 at Arizona Cardinals, Dec 08, 2019
Receiving TDs	2 vs. Baltimore Ravens, Dec 05, 2021 2 at Tennessee Titans, Oct 25, 2020	Miscellaneous Tackles	1 at Cincinnati Bengals, Dec 21, 2020 1 vs. Cleveland Browns, Dec 01, 2019
All-Purpose Yards	162 at Arizona Cardinals, Dec 08, 2019 141 vs. Denver Broncos, Sep 20, 2020	Most TDs	2 vs. Baltimore Ravens, Dec 05, 2021 2 at Tennessee Titans, Oct 25, 2020 ...1 more at 2.
Kickoff Returns	1 vs. Denver Broncos, Sep 20, 2020	Receiving Average	32.0 at Cleveland Browns, Jan 03, 2021 19.3 vs. Cincinnati Bengals, Nov 15, 2020
Kickoff Return Yards	24 vs. Denver Broncos, Sep 20, 2020	Punt Return Average	13.3 at New York Jets, Dec 22, 2019 7.3 vs. Los Angeles Rams, Nov 10, 2019

SINGLE-GAME HIGHS - POSTSEASON: RECEIVING

Receptions	11 vs. Cleveland Browns, Jan 10, 2021	Longest Receptions	19 vs. Cleveland Browns, Jan 10, 2021
Receiving Yards	117 vs. Cleveland Browns, Jan 10, 2021		15 vs. Cleveland Browns, Jan 10, 2021
			15 vs. Cleveland Browns, Jan 10, 2021
			15 vs. Cleveland Browns, Jan 10, 2021
			12 vs. Cleveland Browns, Jan 10, 2021
		All-Purpose Yards	117 vs. Cleveland Browns, Jan 10, 2021

100-YARD RECEIVING GAMES (5): REGULAR SEASON

DATE	TEAM	NO.	YDS.	AVG.	LG	TD
11/15/20	BENGALS	6	116	19.3	46	1
11/22/20	at Jaguars	12	111	9.3	23	0
09/19/21	RAIDERS	9	105	11.7	41	0
11/21/21	at Chargers	7	101	14.4	32	1
12/05/21	RAVENS	8	105	13.1	29t	2

100-YARD RECEIVING GAMES (1): POSTSEASON

DATE	TEAM	NO.	YDS.	AVG.	LG	TD
01/10/21	BROWNS	11	117	10.6	19	0

2021 GAME-BY-GAME REGULAR-SEASON STATISTICS (STEELERS)

		RECEIVING					RUSHING							
DATE	OPPONENT	P/S	NO.	YDS.	AVG.	LG	TD	NO.	YDS.	AVG.	LG	TD	W/L/T	SCORE
09/12	at Bills	S	5	36	7.2	14	1	0	0	0.0	0	0	W	23-16
09/19	Raiders	S	9	105	11.7	41	0	0	0	0.0	0	0	L	17-26
09/26	Bengals							ON INACTIVE LIST					L	10-24
10/03	at Packers	S	9	92	10.2	45t	1	0	0	0.0	0	0	L	17-27
10/10	Broncos	S	2	72	36.0	50t	1	0	0	0.0	0	0	W	27-19
10/17	Seahawks	S	9	71	7.9	23	0	1	25	25.0	25	0	W	23-20+
10/31	at Browns	S	6	98	16.3	50	0	0	0	0.0	0	0	W	15-10
11/08	Bears	P	5	56	11.2	22	0	2	11	5.5	11	0	W	29-27
11/14	Lions	S	7	83	11.9	36	0	0	0	0.0	0	0	T	16-16
11/21	at Chargers	S	7	101	14.4	32	1	0	0	0.0	0	0	L	37-41
11/28	at Bengals	S	9	95	10.6	16	0	0	0	0.0	0	0	L	10-41
12/05	Ravens	S	8	105	13.1	29t	2	0	0	0.0	0	0	W	20-19
12/09	at Vikings	S	5	76	15.2	37	0	1	7	7.0	7	0	L	28-36
12/19	Titans	S	5	38	7.6	16	0	1	10	10.0	10	0	W	19-13
12/26	at Chiefs	S	6	51	8.5	18	1	0	0	0.0	0	0	L	10-36
01/03	Browns	S	8	31	3.9	10	1	0	0	0.0	0	0	W	26-14
2021 TOTALS		15-14	100	1,110	11.1	50T	8	5	53	10.6	25	0	8-7-1	

+ - Overtime

2020 GAME-BY-GAME POSTSEASON STATISTICS (STEELERS)

			RECEIVING					RUSHING						
DATE	OPPONENT	P/S	NO.	YDS.	AVG.	LG	TD	NO.	YDS.	AVG.	LG	TD	W/L	SCORE
01/10	Browns	S	11	117	10.6	19	0	0	0	0.0	0	0	L	37-48
2020 TOTALS		1-1	11	117	10.6	19	0	0	0	0.0	0	0	0-1	



28

MILES KILLEBREW

(Killa-brew)

SAFETY

HEIGHT: 6-2

WEIGHT: 222

COLLEGE: Southern Utah

BORN: May 10, 1993 (28)

BIRTHPLACE: Henderson, NV

HOW ACQUIRED: D4 '16

NFL EXPERIENCE: 6th year

REGULAR SEASON COMPARISON: DEFENSIVE - BALTIMORE RAVENS

DATE	OPP	W/L	GP/GS	TACKLES				ASST	SACK	YDS.	INT	TFL	PD	QBH	TD	MISC		
				TOT	SOLO											FF	FR	FR
12/3/17	DET @ BLT	L	P		3	1		2	0.0	0.0	0	0	0	0	0	0	0	0
TOTALS		0/1	1/0	3	1			2	0.0	0.0	0	0	0	0	0	0	0	0

MILES KILLEBREW'S NFL REGULAR SEASON DEFENSIVE STATISTICS

DATE	TEAM	GP	GS	TACKLES							INTERCEPTIONS				O. FUMB				ST		MISC						
				TK	S	A	TFL	YDS	SK	YDS	QBH	NO	YDS	LG	TD	PD	FF	FR	TD	YDS	TK	S	A	FF	FR	S	A
2016	Lions	16	0	20	15	5	0	0.0	0.0	0	1	7	7	0	1	0	0	0	8	8	0	0	0	0	0	0	
2017	Lions	16	3	31	25	6	1	4	0.0	0.0	1	35	35	1	5	1	0	0	7	7	0	0	0	0	0	0	
2018	Lions	16	0	0	0	0	0	0.0	0.0	0	0	0	0	0	0	0	0	0	7	5	2	0	0	0	0	0	
2019	Lions	15	1	5	5	0	0	0.0	0.0	0	0	0	0	0	0	0	0	15	13	2	0	0	0	0	0	0	
2020	Lions	15	0	0	0	0	0	0.0	0.0	0	0	0	0	0	0	0	0	12	10	2	0	0	0	0	0	0	
2021	Steelers	16	0	4	4	0	1	0.0	0.0	0	0	0	0	0	0	0	0	7	4	3	0	0	0	0	0	0	
NFL TOTALS		94	4	60	49	11	2	4	0.0	0.0	1	2	42	35T	1	6	1	0	56	47	9	0	0	0	0	0	0

MILES KILLEBREW'S NFL POSTSEASON DEFENSIVE STATISTICS

		TACKLES										INTERCEPTIONS				O. FUMB				ST				MISC			
DATE	TEAM	GP	GS	TK	S	A	TFL	YDS	SK	YDS	QBH	NO	YDS	LG	TD	PD	FF	FR	TD	YDS	TK	S	A	FF	FR	S	A
2016	Lions	1	0	1	1	0	0	0	0.0	0.0	0	0	0	0	0	0	0	0	0	0	0	0	0	0	0	0	0
NFL TOTALS		1	0	1	1	0	0	0	0.0	0.0	0	0	0	0	0	0	0	0	0	0	0	0	0	0	0	0	0

SINGLE-GAME HIGHS: DEFENSIVE

Total Tackles	8 vs. Atlanta Falcons, Sep 24, 2017 5 vs. Jacksonville Jaguars, Nov 20, 2016	Interceptions	1 vs. Arizona Cardinals, Sep 10, 2017 1 at New Orleans Saints, Dec 04, 2016
Passes Defensed	2 at Minnesota Vikings, Oct 01, 2017 2 vs. Arizona Cardinals, Sep 10, 2017	Interception Return Yards	35 vs. Arizona Cardinals, Sep 10, 2017 7 at New Orleans Saints, Dec 04, 2016
Forced Fumbles	1 at New Orleans Saints, Oct 15, 2017	Special Teams Tackles	2 at Cleveland Browns, Oct 31, 2021 2 at Green Bay Packers, Oct 03, 2021 ...11 more at 2.
Tackles For Loss	1 at Minnesota Vikings, Dec 09, 2021 1 vs. Arizona Cardinals, Sep 10, 2017		

SINGLE-GAME HIGHS - POSTSEASON: DEFENSIVE

Total Tackles	1 at Seattle Seahawks, Jan 07, 2017
---------------	-------------------------------------

2021 GAME-BY-GAME REGULAR-SEASON STATISTICS (STEELERS)

DATE	OPPONENT	P/S	TACKLES							INTERCEPTIONS				O. FUMB				ST				MISC		SCORE			
			TK	S	A	SK	YDS	TFL	YDS	QBH	NO	YDS	LG	TD	PD	FF	FR	TD	YDS	TK	S	A	FF		FR	S	A
09/12	at Bills	P	0	0	0	0.0	0.0	0	0	0	0	0	0	0	0	0	0	0	0	0	0	0	0	0	0	W	23-16
09/19	Raiders	P	0	0	0	0.0	0.0	0	0	0	0	0	0	0	0	0	0	0	0	0	0	0	0	0	L	17-26	
09/26	Bengals	P	0	0	0	0.0	0.0	0	0	0	0	0	0	0	0	0	0	0	0	0	0	0	0	0	L	10-24	
10/03	at Packers	P	0	0	0	0.0	0.0	0	0	0	0	0	0	0	0	0	0	0	2	1	1	0	0	0	L	17-27	
10/10	Broncos	P	0	0	0	0.0	0.0	0	0	0	0	0	0	0	0	0	0	0	0	0	0	0	0	0	W	27-19	
10/17	Seahawks	P	0	0	0	0.0	0.0	0	0	0	0	0	0	0	0	0	0	0	1	0	1	0	0	0	W	23-20+	
10/31	at Browns	P	0	0	0	0.0	0.0	0	0	0	0	0	0	0	0	0	0	0	2	2	0	0	0	0	W	15-10	
11/08	Bears	P	0	0	0	0.0	0.0	0	0	0	0	0	0	0	0	0	0	0	0	0	0	0	0	0	W	29-27	
11/14	Lions	P	1	1	0	0.0	0.0	0	0	0	0	0	0	0	0	0	0	0	0	0	0	0	0	0	T	16-16	
11/21	at Chargers	P	0	0	0	0.0	0.0	0	0	0	0	0	0	0	0	0	0	0	1	1	0	0	0	0	L	37-41	
11/28	at Bengals	P	0	0	0	0.0	0.0	0	0	0	0	0	0	0	0	0	0	0	0	0	0	0	0	0	L	10-41	
12/05	Ravens	P	0	0	0	0.0	0.0	0	0	0	0	0	0	0	0	0	0	0	1	0	1	0	0	0	W	20-19	
12/09	at Vikings	P	2	2	0	0.0	0.0	1	0	0	0	0	0	0	0	0	0	0	0	0	0	0	0	0	L	28-36	
12/19	Titans	P	1	1	0	0.0	0.0	0	0	0	0	0	0	0	0	0	0	0	0	0	0	0	0	0	W	19-13	
12/26	at Chiefs	P	0	0	0	0.0	0.0	0	0	0	0	0	0	0	0	0	0	0	0	0	0	0	0	0	L	10-36	
01/03	Browns	P	0	0	0	0.0	0.0	0	0	0	0	0	0	0	0	0	0	0	0	0	0	0	0	0	W	26-14	
2021 TOTALS		16-0	4	4	0	0.0	0.0	1	0	0	0	0	0	0	0	0	0	0	7	4	3	0	0	0	8-7-1		
+ - Overtime																											

+ - Overtime

2016 GAME-BY-GAME POSTSEASON STATISTICS (LIONS)

			TACKLES							INTERCEPTIONS							O. FUMB				ST				MISC			SCORE
DATE	OPPONENT	P/S	TK	S	A	SK	YDS	TFL	YDS	QBH	NO	YDS	LG	TD	PD	FF	FR	TD	YDS	TK	S	A	FF	FR	S	A	W/L	
01/07	at Seahawks	P	1	1	0	0.0	0.0	0	0	0	0	0	0	0	0	0	0	0	0	0	0	0	0	0	0	0	L	6-26
2016 TOTALS		1-0	1	1	0	0.0	0.0	0	0	0	0	0	0	0	0	0	0	0	0	0	0	0	0	0	0	0	0-1	



46

CHRISTIAN KUNTZ

LONG SNAPPER

HEIGHT: 6-1 BIRTHPLACE Pittsburgh, PA
WEIGHT: 228 HOW ACQUIRED: FA '20
COLLEGE: Duquesne NFL EXPERIENCE: 1st year
BORN: Apr. 13, 1994 (27)

CHRISTIAN KUNTZ'S NFL REGULAR SEASON STATISTICS

DATE	TEAM	GP
2021	Steelers	16
NFL TOTALS		16

CHRISTIAN KUNTZ'S NFL REGULAR SEASON DEFENSIVE STATISTICS

TACKLES										INTERCEPTIONS						O. FUMB					ST				MISC		
DATE	TEAM	GP	GS	TK	S	A	TFL	YDS	SK	YDS	QBH	NO	YDS	LG	TD	PD	FF	FR	TD	YDS	TK	S	A	FF	FR	S	A
2021	Steelers	16	0	0	0	0	0	0	0.0	0.0	0	0	0	0	0	0	0	0	0	0	2	2	0	0	0	0	0
NFL TOTALS		16	0	0	0	0	0	0	0.0	0.0	0	0	0	0	0	0	0	0	0	0	2	2	0	0	0	0	0

SINGLE-GAME HIGHS: DEFENSIVE

Special Teams Tackles


1 at Green Bay Packers, Oct 03, 2021

2021 GAME-BY-GAME REGULAR-SEASON STATISTICS (STEELERS)

DATE	OPPONENT		W/L/T	SCORE
09/12	at Bills	P	W	23-16
09/19	Raiders	P	L	17-26
09/26	Bengals	P	L	10-24
10/03	at Packers	P	L	17-27
10/10	Broncos	P	W	27-19
10/17	Seahawks	P	W	23-20+
10/31	at Browns	P	W	15-10
11/08	Bears	P	W	29-27
11/14	Lions	P	T	16-16
11/21	at Chargers	P	L	37-41
11/28	at Bengals	P	L	10-41
12/05	Ravens	P	W	20-19
12/09	at Vikings	P	L	28-36
12/19	Titans	P	W	19-13
12/26	at Chiefs	P	L	10-36
01/03	Browns	P	W	26-14
2021 TOTALS		16	8-7-1	
+ - Overtime				

2021 GAME-BY-GAME REGULAR-SEASON STATISTICS (STEELERS)

DATE	OPPONENT	P/S	TACKLES							INTERCEPTIONS					O. FUMB			ST			MISC			W/L	SCORE		
			TK	S	A	SK	YDS	TFL	YDS	QBH	NO	YDS	LG	TD	PD	FF	FR	TD	YDS	TK	S	A	FF			FR	S
09/12	at Bills	P	0	0	0	0.0	0.0	0	0	0	0	0	0	0	0	0	0	0	0	0	0	0	0	0	0	W	23-16
09/19	Raiders	P	0	0	0	0.0	0.0	0	0	0	0	0	0	0	0	0	0	0	0	0	0	0	0	0	0	L	17-26
09/26	Bengals	P	0	0	0	0.0	0.0	0	0	0	0	0	0	0	0	0	0	0	0	0	0	0	0	0	0	L	10-24
10/03	at Packers	P	0	0	0	0.0	0.0	0	0	0	0	0	0	0	0	0	0	0	1	1	0	0	0	0	0	L	17-27
10/10	Broncos	P	0	0	0	0.0	0.0	0	0	0	0	0	0	0	0	0	0	0	1	1	0	0	0	0	0	W	27-19
10/17	Seahawks	P	0	0	0	0.0	0.0	0	0	0	0	0	0	0	0	0	0	0	0	0	0	0	0	0	0	W	23-20+
10/31	at Browns	P	0	0	0	0.0	0.0	0	0	0	0	0	0	0	0	0	0	0	0	0	0	0	0	0	0	W	15-10
11/08	Bears	P	0	0	0	0.0	0.0	0	0	0	0	0	0	0	0	0	0	0	0	0	0	0	0	0	0	W	29-27
11/14	Lions	P	0	0	0	0.0	0.0	0	0	0	0	0	0	0	0	0	0	0	0	0	0	0	0	0	0	T	16-16
11/21	at Chargers	P	0	0	0	0.0	0.0	0	0	0	0	0	0	0	0	0	0	0	0	0	0	0	0	0	0	L	37-41
11/28	at Bengals	P	0	0	0	0.0	0.0	0	0	0	0	0	0	0	0	0	0	0	0	0	0	0	0	0	0	L	10-41
12/05	Ravens	P	0	0	0	0.0	0.0	0	0	0	0	0	0	0	0	0	0	0	0	0	0	0	0	0	0	W	20-19
12/09	at Vikings	P	0	0	0	0.0	0.0	0	0	0	0	0	0	0	0	0	0	0	0	0	0	0	0	0	0	L	28-36
12/19	Titans	P	0	0	0	0.0	0.0	0	0	0	0	0	0	0	0	0	0	0	0	0	0	0	0	0	0	W	19-13
12/26	at Chiefs	P	0	0	0	0.0	0.0	0	0	0	0	0	0	0	0	0	0	0	0	0	0	0	0	0	0	L	10-36
01/03	Browns	P	0	0	0	0.0	0.0	0	0	0	0	0	0	0	0	0	0	0	0	0	0	0	0	0	0	W	26-14
2021 TOTALS		16-0	0	0	0	0.0	0.0	0	0	0	0	0	0	0	0	0	0	0	2	2	0	0	0	0	0	8-7-1	
+ - Overtime																											



31

JUSTIN LAYNE

CORNERBACK

HEIGHT: 6-2 BIRTHPLACE: Cleveland, OH
WEIGHT: 192 HOW ACQUIRED: D3b '19
COLLEGE: Michigan State NFL EXPERIENCE: 3rd year
BORN: Jan. 12, 1998 (23)

REGULAR SEASON COMPARISON: DEFENSIVE - BALTIMORE RAVENS

DATE	OPP	W/L	GP/GS	TACKLES				ASST	SACK	YDS.	INT	TFL	PD	QBH	TD	MISC		FR
				TOT	SOLO											FF		
11/1/20	PIT @ BLT	W	P	2	2			0	0.0	0.0	0	0	0	0	0	0	0	0
12/5/21	PIT vs. BLT	W	P	2	2			0	0.0	0.0	0	0	0	0	0	0	0	0
TOTALS		2/0	2/0	4	4			0	0.0	0.0	0	0	0	0	0	0	0	0

JUSTIN LAYNE'S NFL REGULAR SEASON DEFENSIVE STATISTICS

DATE	TEAM	GP	GS	TACKLES				YDS	QBH	INTERCEPTIONS				O. FUMB				ST				MISC			
				TK	S	A	TFL			NO	YDS	LG	TD	PD	FF	FR	TD	YDS	TK	S	A	FF	FR	S	A
2019	Steelers	10	0	0	0	0	0	0	0.0	0.0	0	0	0	0	0	0	0	0	3	3	0	0	0	0	0
2020	Steelers	16	0	10	7	3	0	0	0.0	0.0	0	0	0	0	0	0	0	0	12	6	6	0	0	0	0
2021	Steelers	16	0	4	3	1	0	0	0.0	0.0	0	0	0	0	0	0	0	12	9	3	0	1	0	0	0
NFL TOTALS		42	0	14	10	4	0	0	0.0	0.0	0	0	0	0	0	0	0	27	18	9	0	1	0	0	0

JUSTIN LAYNE'S NFL POSTSEASON DEFENSIVE STATISTICS

DATE	TEAM	GP	GS	TACKLES				YDS	QBH	INTERCEPTIONS				O. FUMB				ST				MISC			
				TK	S	A	TFL			NO	YDS	LG	TD	PD	FF	FR	TD	YDS	TK	S	A	FF	FR	S	A
2020	Steelers	1	0	0	0	0	0	0	0.0	0.0	0	0	0	0	0	0	0	0	0	0	0	0	0	0	0
NFL TOTALS		1	0	0	0	0	0	0	0.0	0.0	0	0	0	0	0	0	0	0	0	0	0	0	0	0	0

SINGLE-GAME HIGHS: DEFENSIVE

Total Tackles 5 vs. Washington Football Team, Dec 07, 2020
2 vs. Baltimore Ravens, Dec 05, 2021
...1 more at 2.

Special Teams Tackles 4 at Cleveland Browns, Jan 03, 2021
2 vs. Cleveland Browns, Jan 03, 2022
...3 more at 2.

2021 GAME-BY-GAME REGULAR-SEASON STATISTICS (STEELERS)

DATE	OPPONENT	P/S	TACKLES				YDS	QBH	INTERCEPTIONS				O. FUMB				ST				MISC		W/L/T	SCORE		
			TK	S	A	SK			NO	YDS	LG	TD	PD	FF	FR	TD	YDS	TK	S	A	FF	FR	S	A		
09/12	at Bills	P	0	0	0	0.0	0.0	0	0	0	0	0	0	0	0	0	0	1	0	1	0	0	0	0	W	23-16
09/19	Raiders	P	1	1	0	0.0	0.0	0	0	0	0	0	0	0	0	0	0	1	0	1	0	0	0	0	L	17-26
09/26	Bengals	P	0	0	0	0.0	0.0	0	0	0	0	0	0	0	0	0	0	1	1	0	0	0	0	0	L	10-24
10/03	at Packers	P	0	0	0	0.0	0.0	0	0	0	0	0	0	0	0	0	0	0	0	0	0	0	0	0	L	17-27
10/10	Broncos	P	0	0	0	0.0	0.0	0	0	0	0	0	0	0	0	0	0	1	1	0	0	0	0	0	W	27-19
10/17	Seahawks	P	0	0	0	0.0	0.0	0	0	0	0	0	0	0	0	0	0	1	1	0	0	0	0	0	W	23-20+
10/31	at Browns	P	0	0	0	0.0	0.0	0	0	0	0	0	0	0	0	0	0	0	0	0	1	0	0	0	W	15-10
11/08	Bears	P	0	0	0	0.0	0.0	0	0	0	0	0	0	0	0	0	0	2	2	0	0	0	0	0	W	29-27
11/14	Lions	P	0	0	0	0.0	0.0	0	0	0	0	0	0	0	0	0	0	1	1	0	0	0	0	0	T	16-16
11/21	at Chargers	P	0	0	0	0.0	0.0	0	0	0	0	0	0	0	0	0	0	0	0	0	0	0	0	0	L	37-41
11/28	at Bengals	P	0	0	0	0.0	0.0	0	0	0	0	0	0	0	0	0	0	1	1	0	0	0	0	0	L	10-41
12/05	Ravens	P	2	2	0	0.0	0.0	0	0	0	0	0	0	0	0	0	0	0	0	0	0	0	0	0	W	20-19
12/09	at Vikings	P	1	0	1	0.0	0.0	0	0	0	0	0	0	0	0	0	0	0	0	0	0	0	0	0	L	28-36
12/19	Titans	P	0	0	0	0.0	0.0	0	0	0	0	0	0	0	0	0	0	1	1	0	0	0	0	0	W	19-13
12/26	at Chiefs	P	0	0	0	0.0	0.0	0	0	0	0	0	0	0	0	0	0	0	0	0	0	0	0	0	L	10-36
01/03	Browns	P	0	0	0	0.0	0.0	0	0	0	0	0	0	0	0	0	0	2	1	1	0	0	0	0	W	26-14
2021 TOTALS		16-0	4	3	1	0.0	0.0	0	0	0	0	0	0	0	0	0	0	12	9	3	0	1	0	0	8-7-1	
+ - Overtime																										


2020 GAME-BY-GAME POSTSEASON STATISTICS (STEELERS)

DATE	OPPONENT	P/S	TACKLES				YDS	QBH	INTERCEPTIONS				O. FUMB				ST				MISC		W/L	SCORE		
			TK	S	A	SK			NO	YDS	LG	TD	PD	FF	FR	TD	YDS	TK	S	A	FF	FR	S	A		
01/10	Browns	P	0	0	0	0.0	0.0	0	0	0	0	0	0	0	0	0	0	0	0	0	0	0	0	0	L	37-48
2020 TOTALS		1-0	0	0	0	0.0	0.0	0	0	0	0	0	0	0	0	0	0	0	0	0	0	0	0	0	0-1	

2021 PITTSBURGH STEELERS

110

UPDATED PLAYER BIOS



77

JOHN LEGUE

(Leg-LOU)

HEIGHT: 6-7
WEIGHT: 310
COLLEGE: Tulane
BORN: Apr. 17, 1996 (25)

OFFENSIVE LINEMAN
BIRTHPLACE: Alexandria, LA
HOW ACQUIRED: FA '20
NFL EXPERIENCE: 1st year

JOHN LEGUE'S NFL REGULAR SEASON STATISTICS

DATE	TEAM	GP	GS
2019	Saints	0	0
Went from New Orleans to Green Bay.			
2019	Packers	0	0
2019	TOTAL	0	0
2021	Steelers	5	4
NFL TOTALS		5	4

JOHN LEGUE'S NFL POSTSEASON STATISTICS

DATE	TEAM	GP	GS
2019	Packers	0	0
NFL TOTALS		0	0

2021 GAME-BY-GAME REGULAR-SEASON STATISTICS (STEELERS)

DATE	OPPONENT	P/S		W/L/T	SCORE
09/12	at Bills		PRACTICE SQUAD	W	23-16
09/19	Raiders		PRACTICE SQUAD	L	17-26
09/26	Bengals		PRACTICE SQUAD	L	10-24
10/03	at Packers		PRACTICE SQUAD	L	17-27
10/10	Broncos		PRACTICE SQUAD	W	27-19
10/17	Seahawks		PRACTICE SQUAD	W	23-20+
10/31	at Browns		PRACTICE SQUAD	W	15-10
11/08	Bears		PRACTICE SQUAD	W	29-27
11/14	Lions		PRACTICE SQUAD	T	16-16
11/21	at Chargers		PRACTICE SQUAD	L	37-41
11/28	at Bengals		DID NOT PLAY (NON-INJURY)	L	10-41
12/05	Ravens	P		W	20-19
12/09	at Vikings	S		L	28-36
12/19	Titans	S		W	19-13
12/26	at Chiefs	S		L	10-36
01/03	Browns	S		W	26-14
2021 TOTALS		5-4		8-7-1	

+ - Overtime

2019 GAME-BY-GAME POSTSEASON STATISTICS (PACKERS)

DATE	OPPONENT	P/S		W/L	SCORE
01/12	Seahawks		INACTIVE	W	28-23
01/19	at 49ers		INACTIVE	L	20-37
2019 TOTALS		0-0		1-1	



ISAIAHH LOUDERMILK

DEFENSIVE END

HEIGHT: 6-7 BIRTHPLACE: Howard, KN
WEIGHT: 240 HOW ACQUIRED: DS '21
COLLEGE: Wisconsin NFL EXPERIENCE: R
BORN: Oct. 10, 1997 (24)

REGULAR SEASON COMPARISON: DEFENSIVE - BALTIMORE RAVENS

DATE	OPP	W/L	GP/GS	TACKLES					SACK	YDS.	INT	TFL	PD	QBH	TD	MISC		
				TOT	SOLO	ASST										FF	FR	
12/5/21	PIT vs. BLT	W	P	1	1	0			0.0	0.0	0	0	0	0	0	0	0	0
TOTALS		1/0	1/0	1	1	0			0.0	0.0	0	0	0	0	0	0	0	0

ISAIAHH LOUDERMILK'S NFL REGULAR SEASON DEFENSIVE STATISTICS

DATE	TEAM	GP	GS	TACKLES							INTERCEPTIONS					O. FUMB			ST			MISC			
				TK	S	A	TFL	YDS	SK	YDS	QBH	NO	YDS	LG	TD	PD	FF	FR	TD	YDS	TK	S	A	FF	FR
2021	Steelers	14	2	22	15	7	0	0	1.0	0.0	0	0	0	0	3	0	0	0	0	0	0	0	0	0	0
NFL TOTALS		14	2	22	15	7	0	0	1.0	0.0	0	0	0	0	3	0	0	0	0	0	0	0	0	0	0


SINGLE-GAME HIGHS: DEFENSIVE

Total Tackles6 at Kansas City Chiefs, Dec 26, 2021
4 vs. Tennessee Titans, Dec 19, 2021

Passes Defensed1 vs. Cleveland Browns, Jan 03, 2022
1 at Cincinnati Bengals, Nov 28, 2021
...1 more at 1.

2021 GAME-BY-GAME REGULAR-SEASON STATISTICS (STEELERS)

DATE	OPPONENT	P/S	TACKLES							INTERCEPTIONS					O. FUMB			ST			MISC			W/L	SCORE			
			TK	S	A	SK	YDS	TFL	YDS	QBH	NO	YDS	LG	TD	PD	FF	FR	TD	YDS	TK	S	A	FF			FR	S	A
09/12	at Bills									ON INACTIVE LIST															W	23-16		
09/19	Raiders	P	1	0	1	0.0	0.0	0	0	0	0	0	0	0	0	0	0	0	0	0	0	0	0	0	L	17-26		
09/26	Bengals	P	1	1	0	0.0	0.0	0	0	0	0	0	0	0	0	0	0	0	0	0	0	0	0	0	L	10-24		
10/03	at Packers	P	0	0	0	0.0	0.0	0	0	0	0	0	0	0	1	0	0	0	0	0	0	0	0	0	L	17-27		
10/10	Broncos	P	0	0	0	0.0	0.0	0	0	0	0	0	0	0	0	0	0	0	0	0	0	0	0	0	W	27-19		
10/17	Seahawks	P	1	1	0	0.0	0.0	0	0	0	0	0	0	0	0	0	0	0	0	0	0	0	0	0	W	23-20+		
10/31	at Browns	P	2	2	0	1.0	0.0	0	0	0	0	0	0	0	0	0	0	0	0	0	0	0	0	0	W	15-10		
11/08	Bears	P	0	0	0	0.0	0.0	0	0	0	0	0	0	0	0	0	0	0	0	0	0	0	0	0	W	29-27		
11/14	Lions	P	2	2	0	0.0	0.0	0	0	0	0	0	0	0	0	0	0	0	0	0	0	0	0	0	T	16-16		
11/21	at Chargers									ON INACTIVE LIST															L	37-41		
11/28	at Bengals	P	1	0	1	0.0	0.0	0	0	0	0	0	0	0	1	0	0	0	0	0	0	0	0	0	L	10-41		
12/05	Ravens	P	1	1	0	0.0	0.0	0	0	0	0	0	0	0	0	0	0	0	0	0	0	0	0	0	W	20-19		
12/09	at Vikings	P	2	1	1	0.0	0.0	0	0	0	0	0	0	0	0	0	0	0	0	0	0	0	0	0	L	28-36		
12/19	Titans	P	4	4	0	0.0	0.0	0	0	0	0	0	0	0	0	0	0	0	0	0	0	0	0	0	W	19-13		
12/26	at Chiefs	S	6	3	3	0.0	0.0	0	0	0	0	0	0	0	0	0	0	0	0	0	0	0	0	0	L	10-36		
01/03	Browns	S	1	0	1	0.0	0.0	0	0	0	0	0	0	0	1	0	0	0	0	0	0	0	0	0	W	26-14		
2021 TOTALS		14-2	22	15	7	1.0	0.0	0	0	0	0	0	0	0	0	0	0	0	0	0	0	0	0	8-7-1				
+ - Overtime																												



ARTHUR MAULET

(mah-LETT)

CORNERBACK

HEIGHT: 5-10

BIRTHPLACE New Orleans, LA

WEIGHT: 190

HOW ACQUIRED: FA '21

COLLEGE: Memphis

NFL EXPERIENCE: 5th year

BORN: Jul. 13, 1993 (28)

REGULAR SEASON COMPARISON: DEFENSIVE - BALTIMORE RAVENS

DATE	OPP	W/L	GP/GS	TOT	TACKLES SOLO	ASST	SACK	YDS.	INT	TFL	PD	QBH	TD	MISC FF	FR
12/5/21	PIT vs. BLT	W	P	2	2	1	1	0.0	0.0	0	0	0	0	0	0
TOTALS		1/0	1/0	2	1	1	1	0.0	0.0	0	0	0	0	0	0

ARTHUR MAULET'S NFL REGULAR SEASON DEFENSIVE STATISTICS

DATE	TEAM	GP	GS	TK	S	A	TFL	YDS	SK	YDS	QBH	NO	YDS	LG	TD	PD	FF	FR	TD	YDS	TK	S	A	FF	FR	S	A	MISC
2017	Saints	6	0	0	0	0	0	0.0	0.0	0.0	0	0	0	0	0	0	0	0	0	0	1	1	0	0	0	0	0	0
2018	Colts	5	1	9	6	3	0	0.0	0.0	0.0	0	0	0	0	0	0	0	0	0	0	0	0	0	0	0	0	0	0
2019	Jets	12	6	37	25	12	5	11	0.0	0.0	0	1	13	13	0	2	0	0	1	0	1	1	0	0	1	0	0	0
2020	Jets	11	5	23	19	4	0	0	1.0	3.0	1	1	20	20	0	5	0	0	0	0	6	4	2	0	0	0	0	0
2021	Steelers	15	2	42	33	9	4	10	0.0	0.0	1	0	0	0	0	1	1	0	0	0	1	1	0	0	0	0	0	0
NFL TOTALS		49	14	111	83	28	9	21	1.0	3.0	2	2	33	20	0	8	1	0	1	0	9	7	2	0	1	0	0	0

ARTHUR MAULET'S NFL POSTSEASON DEFENSIVE STATISTICS

DATE	TEAM	GP	GS	TK	S	A	TFL	YDS	SK	YDS	QBH	NO	YDS	LG	TD	PD	FF	FR	TD	YDS	TK	S	A	FF	FR	S	A	MISC
2017	Saints	2	0	0	0	0	0	0.0	0.0	0.0	0	0	0	0	0	0	0	0	0	0	0	0	0	0	0	0	0	0
NFL TOTALS		2	0	0	0	0	0	0.0	0.0	0.0	0	0	0	0	0	0	0	0	0	0	0	0	0	0	0	0	0	0

SINGLE-GAME HIGHS: DEFENSIVE


Total Tackles	8 vs. Pittsburgh Steelers, Dec 22, 2019 7 at Buffalo Bills, Dec 29, 2019 ...1 more at 7.	Interceptions	1 vs. Las Vegas Raiders, Dec 06, 2020 1 at Buffalo Bills, Dec 29, 2019
Passes Defensed	3 vs. Cleveland Browns, Dec 27, 2020 1 vs. Denver Broncos, Oct 10, 2021 ...4 more at 1.	Interception Return Yards	20 vs. Las Vegas Raiders, Dec 06, 2020 13 at Buffalo Bills, Dec 29, 2019 2 at Seattle Seahawks, Dec 13, 2020
Forced Fumbles	1 vs. Tennessee Titans, Dec 19, 2021	Special Teams Tackles	1 at Buffalo Bills, Sep 12, 2021 ...6 more at 1.
Tackles For Loss	3 vs. Oakland Raiders, Nov 24, 2019 2 at Green Bay Packers, Oct 03, 2021 ...1 more at 2.	Special Teams Fumble Recoveries	1 at New England Patriots, Sep 22, 2019

2021 GAME-BY-GAME REGULAR-SEASON STATISTICS (STEELERS)

DATE	OPPONENT	P/S	TACKLES								INTERCEPTIONS				O. FUMB.				ST				MISC					
			TK	S	A	SK	YDS	TFL	YDS	QBH	NO	YDS	LG	TD	PD	FF	FR	TD	YDS	TK	S	A	FF	FR	S	A	W/L	SCORE
09/12	at Bills	P	2	1	1	0.0	0.0	0	0	0	0	0	0	0	0	0	0	0	1	1	0	0	0	0	0	W	23-16	
09/19	Raiders	P	0	0	0	0.0	0.0	0	0	0	0	0	0	0	0	0	0	0	0	0	0	0	0	0	0	L	17-26	
09/26	Bengals	P	2	2	0	0.0	0.0	1	2	0	0	0	0	0	0	0	0	0	0	0	0	0	0	0	0	L	10-24	
10/03	at Packers	P	4	3	1	0.0	0.0	2	5	0	0	0	0	0	0	0	0	0	0	0	0	0	0	0	0	L	17-27	
10/10	Broncos	S	2	1	1	0.0	0.0	0	0	0	0	0	0	0	1	0	0	0	0	0	0	0	0	0	0	W	27-19	
10/17	Seahawks	P	3	3	0	0.0	0.0	1	3	0	0	0	0	0	0	0	0	0	0	0	0	0	0	0	0	W	23-20+	
10/31	at Browns	P	4	3	1	0.0	0.0	0	0	0	0	0	0	0	0	0	0	0	0	0	0	0	0	0	0	W	15-10	
11/08	Bears	P	4	4	0	0.0	0.0	0	0	0	0	0	0	0	0	0	0	0	0	0	0	0	0	0	0	W	29-27	
11/14	Lions	P	0	0	0	0.0	0.0	0	0	0	0	0	0	0	0	0	0	0	0	0	0	0	0	0	0	T	16-16	
11/21	at Chargers	P	3	3	0	0.0	0.0	0	0	1	0	0	0	0	0	0	0	0	0	0	0	0	0	0	0	L	37-41	
11/28	at Bengals	P	6	3	3	0.0	0.0	0	0	0	0	0	0	0	0	0	0	0	0	0	0	0	0	0	0	L	10-41	
12/05	Ravens	P	2	1	1	0.0	0.0	0	0	0	0	0	0	0	0	0	0	0	0	0	0	0	0	0	0	W	20-19	
12/09	at Vikings	P	1	1	0	0.0	0.0	0	0	0	0	0	0	0	0	0	0	0	0	0	0	0	0	0	0	L	28-36	
12/19	Titans	P	5	5	0	0.0	0.0	0	0	0	0	0	0	0	1	0	0	0	0	0	0	0	0	0	0	W	19-13	
12/26	at Chiefs	S	4	3	1	0.0	0.0	0	0	0	0	0	0	0	0	0	0	0	0	0	0	0	0	0	0	L	10-36	
01/03	Browns																									W	26-14	
RESERVE/COVID-19																												
2021 TOTALS		15-2	42	33	9	0.0	0.0	4	10	1	0	0	0	0	1	1	1	0	0	0	1	1	0	0	0	0	8-7-1	
+ - Overtime																												

2017 GAME-BY-GAME POSTSEASON STATISTICS (SAINTS)

			TACKLES								INTERCEPTIONS							O. FUMB			ST			MISC				
DATE	OPPONENT	P/S	TK	S	A	SK	YDS	TFL	YDS	QBH	NO	YDS	LG	TD	PD	FF	FR	TD	YDS	TK	S	A	FF	FR	S	A	W/L	SCORE
01/07	Panthers	P	0	0	0	0.0	0.0	0	0	0	0	0	0	0	0	0	0	0	0	0	0	0	0	0	0	0	W	31-26
01/14	at Vikings	P	0	0	0	0.0	0.0	0	0	0	0	0	0	0	0	0	0	0	0	0	0	0	0	0	0	0	L	24-29
2017 TOTALS		2-0	0	0	0	0.0	0.0	0	0	0	0	0	0	0	0	0	0	0	0	0	0	0	0	0	0	0	1-1	



14

RAY-RAY MCCLOUD

WIDE RECEIVER

HEIGHT: 5-9

WEIGHT: 190

COLLEGE: Clemson

BORN: Oct. 15, 1996 (25)

BIRTHPLACE Tampa, FL

HOW ACQUIRED: FA '20

NFL EXPERIENCE: 4th year

REGULAR SEASON COMPARISON: RECEIVING - BALTIMORE RAVENS

DATE	OPP	W/L	GP/GS	REC	YDS.	AVG.	TD	LG	TGTS	YAC
11/1/20	PIT @ BLT	W	P	1	6	6.0	0	6	1	7
12/2/20	PIT vs. BLT	W	S	1	8	8.0	0	8	1	9
12/5/21	PIT vs. BLT	W	P	1	7	7.0	0	7	4	4
TOTALS		3/0	3/1	3	21	7.0	0	8	6	20

RAY-RAY MCCLOUD'S NFL REGULAR SEASON RUSHING/RECEIVING STATISTICS

RECEIVING												RUSHING				
DATE	TEAM	GP	GS	NO.	YDS.	AVG.	LG	TD	NO.	YDS.	AVG.	LG	TD			
2018	Bills	10	1	5	36	7.2	16	0	2	4	2.0	7	0			
2019	Panthers	6	0	0	0	0.0	0	0	0	0	0.0	0	0			
2020	Steelers	16	2	20	77	3.9	13	0	4	65	16.3	58	0			
2021	Steelers	15	5	35	240	6.9	24	0	2	15	7.5	10	0			
NFL TOTALS		47	8	60	353	5.9	24	0	8	84	10.5	58	0			

RAY-RAY MCCLOUD'S NFL REGULAR SEASON RETURN STATISTICS

KICKOFF RETURNS								PUNT RETURNS				
DATE	TEAM	RET.	YDS.	AVG.	LG	TD	NO.	FC	YDS.	AVG.	LG	TD
2018	Bills	1	18	18.0	18	0	4	2	20	5.0	13	0
2019	Panthers	8	174	21.8	31	0	10	7	82	8.2	39	0
2020	Steelers	28	646	23.1	49	0	29	19	298	10.3	57	0
2021	Steelers	32	710	22.2	40	0	36	10	338	9.4	20	0
NFL TOTALS		69	1,548	22.4	49	0	79	38	738	9.3	57	0

SINGLE-GAME HIGHS: RUSHING/RECEIVING

Rush Attempts	2 at Pittsburgh Steelers, Oct 11, 2020 1 at Jacksonville Jaguars, Nov 22, 2020 ...3 more at 1.	Longest Kickoff Return	49 vs. Denver Broncos, Sep 20, 2020 40 at Green Bay Packers, Oct 03, 2021
Rushing Yards	63 vs. Philadelphia Eagles, Oct 11, 2020 10 at Cleveland Browns, Oct 31, 2021	Fair Catches	3 vs. Denver Broncos, Oct 10, 2021 3 vs. Washington Football Team, Dec 07, 2020 ...1 more at 3.
Longest Runs	58 vs. Philadelphia Eagles, Oct 11, 2020 10 at Cleveland Browns, Oct 31, 2021	Punt Return Yards	83 at Tennessee Titans, Oct 25, 2020 60 vs. Cincinnati Bengals, Nov 15, 2020
Receptions	9 vs. Detroit Lions, Nov 14, 2021 6 at Minnesota Vikings, Dec 09, 2021	Longest Punt Return	57 at Tennessee Titans, Oct 25, 2020 42 vs. Cincinnati Bengals, Nov 15, 2020
Receiving Yards	63 vs. Detroit Lions, Nov 14, 2021 35 vs. Cleveland Browns, Jan 03, 2022	Punt Returns	6 vs. Detroit Lions, Nov 14, 2021 5 vs. Cleveland Browns, Jan 03, 2022
Longest Receptions	24 vs. Cincinnati Bengals, Sep 26, 2021 17 at Kansas City Chiefs, Dec 26, 2021 ...1 more at 17.	Receiving Average	11.0 vs. Cincinnati Bengals, Sep 26, 2021 8.8 vs. Cleveland Browns, Jan 03, 2022
All-Purpose Yards	152 vs. Detroit Lions, Nov 14, 2021 123 vs. Philadelphia Eagles, Oct 11, 2020	Punt Return Average	27.7 at Tennessee Titans, Oct 25, 2020 15.0 vs. Cincinnati Bengals, Nov 15, 2020
Kickoff Returns	4 vs. Las Vegas Raiders, Sep 19, 2021 4 vs. Indianapolis Colts, Dec 27, 2020	Kickoff Return Average	33.0 at Green Bay Packers, Oct 03, 2021 24.3 vs. Seattle Seahawks, Oct 17, 2021
Kickoff Return Yards	99 at Green Bay Packers, Oct 03, 2021 92 vs. Las Vegas Raiders, Sep 19, 2021		

2021 PITTSBURGH STEELERS

115

UPDATED PLAYER BIOS

2021 GAME-BY-GAME REGULAR-SEASON STATISTICS (STEELERS)

DATE	OPPONENT	P/S	RECEIVING					RUSHING					W/L/T	SCORE
			NO.	YDS.	AVG.	LG	TD	NO.	YDS.	AVG.	LG	TD		
09/12	at Bills	P	0	0	0.0	0	0	0	0	0.0	0	0	W	23-16
09/19	Raiders	P	0	0	0.0	0	0	0	0	0.0	0	0	L	17-26
09/26	Bengals	P	3	33	11.0	24	0	0	0	0.0	0	0	L	10-24
10/03	at Packers	P	1	2	2.0	2	0	0	0	0.0	0	0	L	17-27
10/10	Broncos	P	1	1	1.0	1	0	0	0	0.0	0	0	W	27-19
10/17	Seahawks	P	2	18	9.0	15	0	0	0	0.0	0	0	W	23-20+
10/31	at Browns	S	0	0	0.0	0	0	1	10	10.0	10	0	W	15-10
11/08	Bears	P	1	12	12.0	12	0	0	0	0.0	0	0	W	29-27
11/14	Lions	S	9	63	7.0	17	0	0	0	0.0	0	0	T	16-16
11/21	at Chargers	P	2	12	6.0	8	0	1	5	5.0	5	0	L	37-41
11/28	at Bengals							RESERVE/COVID-19					L	10-41
12/05	Ravens	P	1	7	7.0	7	0	0	0	0.0	0	0	W	20-19
12/09	at Vikings	S	6	32	5.3	10	0	0	0	0.0	0	0	L	28-36
12/19	Titans	P	1	0	0.0	0	0	0	0	0.0	0	0	W	19-13
12/26	at Chiefs	S	4	25	6.3	17	0	0	0	0.0	0	0	L	10-36
01/03	Browns	S	4	35	8.8	12	0	0	0	0.0	0	0	W	26-14
2021 TOTALS		15-5	35	240	6.9	24	0	2	15	7.5	10	0	8-7-1	

+ - Overtime



ANTHONY MCFARLAND JR. RUNNING BACK

HEIGHT: 5-8 BIRTHPLACE Hyattsville, MD
WEIGHT: 193 HOW ACQUIRED: D4a '20
COLLEGE: Maryland NFL EXPERIENCE: 2nd year
BORN: Mar. 4, 1999 (22)

REGULAR SEASON COMPARISON: RECEIVING - BALTIMORE RAVENS

DATE	OPP	W/L	GP/GS	REC	YDS.	AVG.	TD	LG	TGTS	YAC
12/2/20	PIT vs. BLT	W	P	1	17	17.0	0	17	1	12
TOTALS		1/0	1/0	1	17	17.0	0	17	1	12

ANTHONY MCFARLAND JR.'S NFL REGULAR SEASON RUSHING/RECEIVING STATISTICS

RUSHING										RECEIVING				
DATE	TEAM	GP	GS	NO.	YDS.	AVG.	LG	TD		NO.	YDS.	AVG.	LG	TD
2020	Steelers	11	0	33	113	3.4	20	0		6	54	9.0	17	0
2021	Steelers	2	0	3	3	1.0	3	0		1	11	11.0	11	0
NFL TOTALS		13	0	36	116	3.2	20	0		7	65	9.3	17	0

ANTHONY MCFARLAND JR.'S NFL POSTSEASON RUSHING/RECEIVING STATISTICS

RUSHING										RECEIVING				
DATE	TEAM	GP	GS	NO.	YDS.	AVG.	LG	TD		NO.	YDS.	AVG.	LG	TD
2020	Steelers	0	0	0	0	0.0	0	0		0	0	0.0	0	0
NFL TOTALS		0	0	0	0	0.0	0	0		0	0	0.0	0	0

ANTHONY MCFARLAND JR.'S NFL REGULAR SEASON RETURN STATISTICS

KICKOFF RETURNS							PUNT RETURNS						
DATE	TEAM	RET.	YDS.	AVG.	LG	TD	NO.	FC	YDS.	AVG.	LG	TD	
2020	Steelers	0	0	0.0	0	0	0	0	0	0.0	0	0	0
2021	Steelers	3	73	24.3	25	0	0	0	0	0.0	0	0	0
NFL TOTALS		3	73	24.3	25	0	0	0	0	0.0	0	0	0

ANTHONY MCFARLAND JR.'S NFL POSTSEASON RETURN STATISTICS

KICKOFF RETURNS							PUNT RETURNS						
DATE	TEAM	RET.	YDS.	AVG.	LG	TD	NO.	FC	YDS.	AVG.	LG	TD	
2020	Steelers	0	0	0.0	0	0	0	0	0	0.0	0	0	0
NFL TOTALS		0	0	0.0	0	0	0	0	0	0.0	0	0	0

SINGLE-GAME HIGHS: RUSHING/RECEIVING

- Rush Attempts6 vs. Houston Texans, Sep 27, 2020
5 at Cleveland Browns, Jan 03, 2021
- Rushing Yards42 vs. Houston Texans, Sep 27, 2020
17 at Cleveland Browns, Jan 03, 2021
- Longest Runs20 vs. Houston Texans, Sep 27, 2020
11 vs. Houston Texans, Sep 27, 2020
2 at Dallas Cowboys, Nov 08, 2020
- Receptions1 at Cincinnati Bengals, Dec 21, 2020
...3 more at 1.
- Receiving Yards17 vs. Baltimore Ravens, Dec 02, 2020
15 at Dallas Cowboys, Nov 08, 2020
- Longest Receptions17 vs. Baltimore Ravens, Dec 02, 2020
11 at Cincinnati Bengals, Nov 28, 2021

- All-Purpose Yards75 at Cincinnati Bengals, Nov 28, 2021
49 vs. Houston Texans, Sep 27, 2020
- Kickoff Returns3 at Cincinnati Bengals, Nov 28, 2021
- Kickoff Return Yards73 at Cincinnati Bengals, Nov 28, 2021
- Longest Kickoff Return25 at Cincinnati Bengals, Nov 28, 2021
24 at Cincinnati Bengals, Nov 28, 2021
...1 more at 24.
- Kickoff Return Average24.3 at Cincinnati Bengals, Nov 28, 2021

2021 GAME-BY-GAME REGULAR-SEASON STATISTICS (STEELERS)

DATE	OPPONENT	P/S	RUSHING					RECEIVING					W/L/T	SCORE
			NO.	YDS.	AVG.	LG	TD	NO.	YDS.	AVG.	LG	TD		
09/12	at Bills												W	23-16
09/19	Raiders												L	17-26
09/26	Bengals												L	10-24
10/03	at Packers												L	17-27
10/10	Broncos												W	27-19
10/17	Seahawks												W	23-20+
10/31	at Browns	P	1	1	1.0	1	0	0	0	0.0	0	0	W	15-10
11/08	Bears												W	29-27
11/14	Lions												T	16-16
11/21	at Chargers												L	37-41
11/28	at Bengals	P	2	2	1.0	3	0	1	11	11.0	11	0	L	10-41
12/05	Ravens												W	20-19
12/09	at Vikings												L	28-36
12/19	Titans												W	19-13
12/26	at Chiefs												L	10-36
01/03	Browns												W	26-14
2021 TOTALS			3	3	1.0	3	0	1	11	11.0	11	0	8-7-1	
+ - Overtime														

2020 GAME-BY-GAME POSTSEASON STATISTICS (STEELERS)

DATE	OPPONENT	P/S	RUSHING					RECEIVING					W/L	SCORE
			NO.	YDS.	AVG.	LG	TD	NO.	YDS.	AVG.	LG	TD		
01/10	Browns												L	37-48
2020 TOTALS			0	0	0.0	0	0	0	0	0.0	0	0	0-1	



HENRY MONDEAUX

(Mahn-doe)

DEFENSIVE END

HEIGHT: 6-4

BIRTHPLACE Portland, OR

WEIGHT: 280

HOW ACQUIRED: FA '19

COLLEGE: Oregon

NFL EXPERIENCE: 2nd year

BORN: Sep. 19, 1995 (26)

REGULAR SEASON COMPARISON: DEFENSIVE - BALTIMORE RAVENS

DATE	OPP	W/L	GP/GS	TACKLES				ASST	SACK	YDS.	INT	TFL	PD	QBH	TD	MISC		
				TOT	SOLO											FF	FR	FR
12/2/20	PIT vs. BLT	W	P	2	1			1	0.0	0.0	0	0	0	0	0	0	0	0
12/5/21	PIT vs. BLT	W	P	2	1			1	0.0	0.0	0	0	0	0	0	0	0	0
TOTALS		2/0	2/0	4	2			2	0.0	0.0	0	0	0	0	0	0	0	0

HENRY MONDEAUX'S NFL REGULAR SEASON DEFENSIVE STATISTICS

DATE	TEAM	GP	GS	TACKLES				YDS	QBH	INTERCEPTIONS				O. FUMB				ST				MISC			
				TK	S	A	TFL			NO	YDS	LG	TD	PD	FF	FR	TD	YDS	TK	S	A	FF	FR	S	A
2019	Steelers	0	0	0	0	0	0	0	0.0	0.0	0	0	0	0	0	0	0	0	0	0	0	0	0	0	0
2020	Steelers	11	0	4	2	2	1	1	0.0	0.0	2	0	0	0	0	0	0	0	1	1	0	0	0	0	0
2021	Steelers	14	2	15	6	9	2	9	2.0	9.0	2	0	0	0	0	0	0	0	0	0	0	0	0	0	0
NFL TOTALS		25	2	19	8	11	3	10	2.0	9.0	4	0	0	0	0	0	0	0	1	1	0	0	0	0	0

HENRY MONDEAUX'S NFL POSTSEASON DEFENSIVE STATISTICS

DATE	TEAM	GP	GS	TACKLES				YDS	QBH	INTERCEPTIONS				O. FUMB				ST				MISC			
				TK	S	A	TFL			NO	YDS	LG	TD	PD	FF	FR	TD	YDS	TK	S	A	FF	FR	S	A
2018	Saints	0	0	0	0	0	0	0	0.0	0.0	0	0	0	0	0	0	0	0	0	0	0	0	0	0	0
2020	Steelers	1	0	0	0	0	0	0	0.0	0.0	0	0	0	0	0	0	0	0	0	0	0	0	0	0	0
NFL TOTALS		1	0	0	0	0	0	0	0.0	0.0	0	0	0	0	0	0	0	0	0	0	0	0	0	0	0

SINGLE-GAME HIGHS: DEFENSIVE

Total Tackles 2 vs. Cleveland Browns, Jan 03, 2022
2 vs. Tennessee Titans, Dec 19, 2021
...4 more at 2.
Sacks 1.0 vs. Cleveland Browns, Jan 03, 2022
1.0 vs. Denver Broncos, Oct 10, 2021

Tackles For Loss 1 vs. Cleveland Browns, Jan 03, 2022
1 vs. Denver Broncos, Oct 10, 2021
...1 more at 1.
Special Teams Tackles 1 vs. Indianapolis Colts, Dec 27, 2020

2021 GAME-BY-GAME REGULAR-SEASON STATISTICS (STEELERS)

DATE	OPPONENT	P/S	TACKLES				YDS	QBH	INTERCEPTIONS				O. FUMB				ST				MISC				SCORE
			TK	S	A	SK			NO	YDS	LG	TD	PD	FF	FR	TD	YDS	TK	S	A	FF	FR	S	A	
09/12	at Bills																								W 23-16
09/19	Raiders																								L 17-26
09/26	Bengals	P	0	0	0	0.0	0.0	0	0	0	0	0	0	0	0	0	0	0	0	0	0	0	0	0	L 10-24
10/03	at Packers	P	1	0	1	0.0	0.0	0	0	0	0	0	0	0	0	0	0	0	0	0	0	0	0	0	L 17-27
10/10	Broncos	P	1	1	0	1.0	8.0	1	8	1	0	0	0	0	0	0	0	0	0	0	0	0	0	0	W 27-19
10/17	Seahawks	P	0	0	0	0.0	0.0	0	0	0	0	0	0	0	0	0	0	0	0	0	0	0	0	0	W 23-20+
10/31	at Browns	P	1	0	1	0.0	0.0	0	0	0	0	0	0	0	0	0	0	0	0	0	0	0	0	0	W 15-10
11/08	Bears	P	2	1	1	0.0	0.0	0	0	0	0	0	0	0	0	0	0	0	0	0	0	0	0	0	W 29-27
11/14	Lions	P	0	0	0	0.0	0.0	0	0	0	0	0	0	0	0	0	0	0	0	0	0	0	0	0	T 16-16
11/21	at Chargers	P	0	0	0	0.0	0.0	0	0	0	0	0	0	0	0	0	0	0	0	0	0	0	0	0	L 37-41
11/28	at Bengals	S	2	0	2	0.0	0.0	0	0	0	0	0	0	0	0	0	0	0	0	0	0	0	0	0	L 10-41
12/05	Ravens	P	2	1	1	0.0	0.0	0	0	0	0	0	0	0	0	0	0	0	0	0	0	0	0	0	W 20-19
12/09	at Vikings	P	1	1	0	0.0	0.0	0	0	0	0	0	0	0	0	0	0	0	0	0	0	0	0	0	L 28-36
12/19	Titans	S	2	0	2	0.0	0.0	0	0	0	0	0	0	0	0	0	0	0	0	0	0	0	0	0	W 19-13
12/26	at Chiefs	P	1	0	1	0.0	0.0	0	0	0	0	0	0	0	0	0	0	0	0	0	0	0	0	0	L 10-36
01/03	Browns	P	2	2	0	1.0	1.0	1	1	1	0	0	0	0	0	0	0	0	0	0	0	0	0	0	W 26-14
2021 TOTALS		14-2	15	6	9	2.0	9.0	2	9	2	0	0	0	0	0	0	0	0	0	0	0	0	0	0	8-7-1

+- Overtime

2020 GAME-BY-GAME POSTSEASON STATISTICS (STEELERS)

DATE	OPPONENT	P/S	TACKLES				YDS	QBH	INTERCEPTIONS				O. FUMB				ST				MISC				SCORE
			TK	S	A	SK			NO	YDS	LG	TD	PD	FF	FR	TD	YDS	TK	S	A	FF	FR	S	A	
01/10	Browns	P	0	0	0	0.0	0.0	0	0	0	0	0	0	0	0	0	0	0	0	0	0	0	0	0	L 37-48
2020 TOTALS		1-0	0	0	0	0.0	0.0	0	0	0	0	0	0	0	0	0	0	0	0	0	0	0	0	0	0-1

2018 GAME-BY-GAME POSTSEASON STATISTICS (SAINTS)

			TACKLES								INTERCEPTIONS						O. FUMB				ST				MISC			
DATE	OPPONENT	P/S	TK	S	A	SK	YDS	TFL	YDS	QBH	NO	YDS	LG	TD	PD	FF	FR	TD	YDS	TK	S	A	FF	FR	S	A	W/L	SCORE
01/13	Eagles																										W	20-14
01/20	Rams																										L	23-26+
2018 TOTALS			0	0	0	0.0	0.0	0	0	0	0	0	0	0	0	0	0	0	0	0	0	0	0	0	0	0	1-1	
+- Overtime																												



65

DAN MOORE JR.

OFFENSIVE TACKLE

HEIGHT: 6-5

WEIGHT: 315

COLLEGE: Texas A&M

BORN: Sep. 28, 1998 (23)

BIRTHPLACE: Beaumont, TX

HOW ACQUIRED: D4a '21

NFL EXPERIENCE: R

DAN MOORE JR.'S NFL REGULAR SEASON STATISTICS

DATE	TEAM	GP	GS
2021	Steelers	16	16
NFL TOTALS		16	16

2021 GAME-BY-GAME REGULAR-SEASON STATISTICS (STEELERS)

DATE	OPPONENT	P/S	W/L/T	SCORE
09/12	at Bills	S	W	23-16
09/19	Raiders	S	L	17-26
09/26	Bengals	S	L	10-24
10/03	at Packers	S	L	17-27
10/10	Broncos	S	W	27-19
10/17	Seahawks	S	W	23-20+
10/31	at Browns	S	W	15-10
11/08	Bears	S	W	29-27
11/14	Lions	S	T	16-16
11/21	at Chargers	S	L	37-41
11/28	at Bengals	S	L	10-41
12/05	Ravens	S	W	20-19
12/09	at Vikings	S	L	28-36
12/19	Titans	S	W	19-13
12/26	at Chiefs	S	L	10-36
01/03	Browns	S	W	26-14
2021 TOTALS		16-16	8-7-1	
+ - Overtime				



EST. 1933
STEELERS NATION
Cradle Towel
21

TRE NORWOOD

DEFENSIVE BACK

HEIGHT: 6-0 BIRTHPLACE: Fort Smith, AR
WEIGHT: 194 HOW ACQUIRED: D7a '21
COLLEGE: Oklahoma NFL EXPERIENCE: R
BORN: Apr. 19, 1999 (22)

REGULAR SEASON COMPARISON: DEFENSIVE - BALTIMORE RAVENS

DATE	OPP	W/L	GP/GS	TACKLES				ASST	SACK	YDS.	INT	TFL	PD	QBH	TD	MISC		
				TOT	SOLO	TFL	YDS									FF	FR	FR
12/5/21	PIT vs. BLT	W	P	3	1	3	1	2	0.0	0.0	0	0	0	0	0	0	0	0
TOTALS		1/0	1/0	3	1	3	1	2	0.0	0.0	0	0	0	0	0	0	0	0

TRE NORWOOD'S NFL REGULAR SEASON DEFENSIVE STATISTICS


TACKLES										INTERCEPTIONS					O. FUMB					ST			MISC				
DATE	TEAM	GP	GS	TK	S	A	TFL	YDS	SK	YDS	QBH	NO	YDS	LG	TD	PD	FF	FR	TD	YDS	TK	S	A	FF	FR	S	A
2021	Steelers	16	3	35	30	5	2	4	0.0	0.0	0	1	0	0	0	4	0	0	0	0	2	1	1	0	0	0	0
NFL TOTALS		16	3	35	30	5	2	4	0.0	0.0	0	1	0	0	0	4	0	0	0	0	2	1	1	0	0	0	0

SINGLE-GAME HIGHS: DEFENSIVE

- Total Tackles7 at Los Angeles Chargers, Nov 21, 2021
- Interceptions1 vs. Cleveland Browns, Jan 03, 2022
- Passes Defended2 vs. Detroit Lions, Nov 14, 2021
- Special Teams Tackles1 vs. Baltimore Ravens, Dec 05, 2021
- 1 vs. Cleveland Browns, Jan 03, 2022
- 1 at Buffalo Bills, Sep 12, 2021
- ...1 more at 1.
- Tackles For Loss1 vs. Seattle Seahawks, Oct 17, 2021

2021 GAME-BY-GAME REGULAR-SEASON STATISTICS (STEELERS)

DATE	OPPONENT	P/S	TACKLES							INTERCEPTIONS				O. FUMB			ST			MISC		W/L	SCORE				
			TK	S	A	SK	YDS	TFL	YDS	QBH	NO	YDS	LG	TD	PD	FF	FR	TD	YDS	TK	S			A	FF	FR	S
09/12	at Bills	S	5	4	1	0.0	0.0	0	0	0	0	0	0	0	0	0	0	0	1	1	0	0	0	0	W	23-16	
09/19	Raiders	P	1	1	0	0.0	0.0	0	0	0	0	0	0	0	0	0	0	0	0	0	0	0	0	0	L	17-26	
09/26	Bengals	P	3	3	0	0.0	0.0	0	0	0	0	0	0	0	0	0	0	0	0	0	0	0	0	0	L	10-24	
10/03	at Packers	P	0	0	0	0.0	0.0	0	0	0	0	0	0	0	0	0	0	0	0	0	0	0	0	0	L	17-27	
10/10	Broncos	P	2	2	0	0.0	0.0	0	0	0	0	0	0	0	0	0	0	0	0	0	0	0	0	0	W	27-19	
10/17	Seahawks	P	3	3	0	0.0	0.0	1	4	0	0	0	0	0	1	0	0	0	0	0	0	0	0	0	W	23-20+	
10/31	at Browns	P	2	2	0	0.0	0.0	0	0	0	0	0	0	0	0	0	0	0	0	0	0	0	0	0	W	15-10	
11/08	Bears	P	1	1	0	0.0	0.0	0	0	0	0	0	0	0	0	0	0	0	0	0	0	0	0	0	W	29-27	
11/14	Lions	S	1	1	0	0.0	0.0	0	0	0	0	0	0	2	0	0	0	0	0	0	0	0	0	0	T	16-16	
11/21	at Chargers	S	7	6	1	0.0	0.0	0	0	0	0	0	0	0	0	0	0	0	0	0	0	0	0	0	L	37-41	
11/28	at Bengals	P	1	1	0	0.0	0.0	1	0	0	0	0	0	0	0	0	0	0	0	0	0	0	0	0	L	10-41	
12/05	Ravens	P	3	1	2	0.0	0.0	0	0	0	0	0	0	0	0	0	0	0	1	0	1	0	0	0	W	20-19	
12/09	at Vikings	P	1	1	0	0.0	0.0	0	0	0	0	0	0	0	0	0	0	0	0	0	0	0	0	0	L	28-36	
12/19	Titans	P	1	1	0	0.0	0.0	0	0	0	0	0	0	0	0	0	0	0	0	0	0	0	0	0	W	19-13	
12/26	at Chiefs	P	1	1	0	0.0	0.0	0	0	0	0	0	0	0	0	0	0	0	0	0	0	0	0	0	L	10-36	
01/03	Browns	P	3	2	1	0.0	0.0	0	0	0	1	0	0	0	1	0	0	0	0	0	0	0	0	0	W	26-14	
2021 TOTALS		16-3	35	30	5	0.0	0.0	2	4	0	1	0	0	0	4	0	0	0	0	2	1	1	0	0	0	8-7-1	
+ - Overtime																											



76

CHUKWUMA OKORAFOR

(Chuck-WOO-muh oh-KOR-uh-for)

OFFENSIVE LINEMAN

HEIGHT: 6-6

WEIGHT: 320

COLLEGE: Western Michigan

BORN: Aug. 8, 1997 (24)

BIRTHPLACE: Southfield, MI

HOW ACQUIRED: D3b '18

NFL EXPERIENCE: 4th year

CHUKWUMA OKORAFOR'S NFL REGULAR SEASON STATISTICS

DATE	TEAM	GP	GS
2018	Steelers	13	3
2019	Steelers	1	1
2020	Steelers	16	15
2021	Steelers	15	15
NFL TOTALS		45	34

CHUKWUMA OKORAFOR'S NFL POSTSEASON STATISTICS


DATE	TEAM	GP	GS
2020	Steelers	1	1
NFL TOTALS		1	1

2021 GAME-BY-GAME REGULAR-SEASON STATISTICS (STEELERS)

DATE	OPPONENT	P/S	W/L/T	SCORE
09/12	at Bills	S	W	23-16
09/19	Raiders	S	L	17-26
09/26	Bengals	S	L	10-24
10/03	at Packers	ON INACTIVE LIST	L	17-27
10/10	Broncos		W	27-19
10/17	Seahawks		W	23-20+
10/31	at Browns		W	15-10
11/08	Bears		W	29-27
11/14	Lions		T	16-16
11/21	at Chargers		L	37-41
11/28	at Bengals		L	10-41
12/05	Ravens		W	20-19
12/09	at Vikings		L	28-36
12/19	Titans		W	19-13
12/26	at Chiefs		L	10-36
01/03	Browns		W	26-14
2021 TOTALS		15-15	8-7-1	
+ - Overtime				

2020 GAME-BY-GAME POSTSEASON STATISTICS (STEELERS)

DATE	OPPONENT	P/S	W/L	SCORE
01/10	Browns	S	L	37-48
2020 TOTALS		1-1	0-1	



JAMES PIERRE CORNERBACK

HEIGHT: 6-2 BIRTHPLACE Deerfield Beach, FL
WEIGHT: 185 HOW ACQUIRED: UDFA '20
COLLEGE: Florida Atlantic NFL EXPERIENCE: 2nd year
BORN: Sep. 16, 1996 (25)

JAMES PIERRE'S NFL REGULAR SEASON DEFENSIVE STATISTICS

DATE	TEAM	GP	GS	TACKLES								INTERCEPTIONS						O. FUMB				ST				MISC	
				TK	S	A	TFL	YDS	SK	YDS	QBH	NO	YDS	LG	TD	PD	FF	FR	TD	YDS	TK	S	A	FF	FR	S	A
2020	Steelers	16	0	1	1	0	1	1	0.0	0.0	0	0	0	0	0	0	0	0	9	6	3	0	0	0	0		
2021	Steelers	16	4	37	34	3	0	0	0.0	0.0	0	1	0	0	0	4	1	0	0	9	3	6	2	0	0		
NFL TOTALS		32	4	38	35	3	1	1	0.0	0.0	0	1	0	0	0	4	1	0	0	18	9	9	2	0	0		

JAMES PIERRE'S NFL POSTSEASON DEFENSIVE STATISTICS

		TACKLES										INTERCEPTIONS					O. FUMB				ST				MISC			
DATE	TEAM	GP	GS	TK	S	A	TFL	YDS	SK	YDS	QBH	NO	YDS	LG	TD	PD	FF	FR	TD	YDS	TK	S	A	FF	FR	S	A	
2020	Steelers	1	0	0	0	0	0	0	0.0	0.0	0	0	0	0	0	1	0	0	0	0	2	2	0	0	0	0	0	0
NFL TOTALS		1	0	0	0	0	0	0	0.0	0.0	0	0	0	0	0	1	0	0	0	0	2	2	0	0	0	0	0	0

SINGLE-GAME HIGHS: DEFENSIVE

- Total Tackles6 vs. Denver Broncos, Oct 10, 2021
6 vs. Las Vegas Raiders, Sep 19, 2021
...1 more at 6.
- Passes Defensed2 vs. Denver Broncos, Oct 10, 2021
1 vs. Cincinnati Bengals, Sep 26, 2021
...1 more at 1.
- Forced Fumbles1 vs. Seattle Seahawks, Oct 17, 2021
- Tackles For Loss1 at Jacksonville Jaguars, Nov 22, 2020
- Interceptions1 vs. Denver Broncos, Oct 10, 2021
- Special Teams Tackles2 vs. Detroit Lions, Nov 14, 2021
2 at Tennessee Titans, Oct 25, 2020
1 vs. Chicago Bears, Nov 08, 2021
- Special Teams Forced Fumbles1 vs. Chicago Bears, Nov 08, 2021

SINGLE-GAME HIGHS - POSTSEASON: DEFENSIVE

- Passes Defensed1 vs. Cleveland Browns, Jan 10, 2021
- Special Teams Tackles2 vs. Cleveland Browns, Jan 10, 2021

2021 GAME-BY-GAME REGULAR-SEASON STATISTICS (STEELERS)

DATE	OPPONENT	P/S	TACKLES							INTERCEPTIONS					O. FUMB			ST			MISC		W/L	SCORE			
			TK	S	A	SK	YDS	TFL	YDS	QBH	NO	YDS	LG	TD	PD	FF	FR	TD	YDS	TK	S	A			FF	FR	S
09/12	at Bills	P	6	6	0	0.0	0.0	0	0	0	0	0	0	1	0	0	0	0	1	0	1	0	0	0	0	W	23-16
09/19	Raiders	S	6	6	0	0.0	0.0	0	0	0	0	0	0	0	0	0	0	0	1	0	1	0	0	0	0	L	17-26
09/26	Bengals	P	0	0	0	0.0	0.0	0	0	0	0	0	0	1	0	0	0	0	1	1	0	0	0	0	0	L	10-24
10/03	at Packers	P	1	1	0	0.0	0.0	0	0	0	0	0	0	0	0	0	0	0	0	0	0	0	0	0	0	L	17-27
10/10	Broncos	S	6	6	0	0.0	0.0	0	0	0	1	0	0	2	0	0	0	0	0	0	0	0	0	0	0	W	27-19
10/17	Seahawks	P	3	2	1	0.0	0.0	0	0	0	0	0	0	0	1	0	0	0	1	0	1	0	0	0	0	W	23-20+
10/31	at Browns	P	0	0	0	0.0	0.0	0	0	0	0	0	0	0	0	0	0	0	0	0	0	0	0	0	0	W	15-10
11/08	Bears	P	1	1	0	0.0	0.0	0	0	0	0	0	0	0	0	0	0	0	1	1	0	1	0	0	0	W	29-27
11/14	Lions	P	5	4	1	0.0	0.0	0	0	0	0	0	0	0	0	0	0	0	2	0	2	0	0	0	0	T	16-16
11/21	at Chargers	S	5	5	0	0.0	0.0	0	0	0	0	0	0	0	0	0	0	0	0	0	0	0	0	0	0	L	37-41
11/28	at Bengals	S	4	3	1	0.0	0.0	0	0	0	0	0	0	0	0	0	0	0	0	0	0	0	0	0	0	L	10-41
12/05	Ravens	P	0	0	0	0.0	0.0	0	0	0	0	0	0	0	0	0	0	0	1	0	1	0	0	0	0	W	20-19
12/09	at Vikings	P	0	0	0	0.0	0.0	0	0	0	0	0	0	0	0	0	0	0	0	0	0	0	0	0	0	L	28-36
12/19	Titans	P	0	0	0	0.0	0.0	0	0	0	0	0	0	0	0	0	0	0	1	1	0	1	0	0	0	W	19-13
12/26	at Chiefs	P	0	0	0	0.0	0.0	0	0	0	0	0	0	0	0	0	0	0	0	0	0	0	0	0	0	L	10-36
01/03	Browns	P	0	0	0	0.0	0.0	0	0	0	0	0	0	0	0	0	0	0	0	0	0	0	0	0	0	W	26-14
2021 TOTALS		16-4	37	34	3	0.0	0.0	0	0	0	1	0	0	0	4	1	0	0	0	9	3	6	2	0	0	0	8-7-1
+ Overtime																											

2020 GAME-BY-GAME POSTSEASON STATISTICS (STEELERS)

DATE	OPPONENT	P/S	TACKLES							INTERCEPTIONS					O. FUMB			ST				MISC		W/L	SCORE		
			TK	S	A	SK	YDS	TFL	YDS	QBH	NO	YDS	LG	TD	PD	FF	FR	TD	YDS	TK	S	A	FF			FR	S
01/10	Browns	P	0	0	0	0.0	0.0	0	0	0	0	0	0	1	0	0	0	0	2	2	0	0	0	0	0	L	37-48
2020 TOTALS		1-0	0	0	0	0.0	0.0	0	0	0	0	0	0	1	0	0	0	0	2	2	0	0	0	0	0	0-1	



KEVIN RADER

TIGHT END

HEIGHT: 6-4
BIRTHPLACE Pittsburgh, PA
WEIGHT: 250
HOW ACQUIRED: FA '19
COLLEGE: Youngstown State
NFL EXPERIENCE: 1st year
BORN: Apr. 26, 1995 (26)

KEVIN RADER'S NFL REGULAR SEASON RUSHING/RECEIVING STATISTICS

DATE	TEAM	GP	GS	RECEIVING					RUSHING				
				NO.	YDS.	AVG.	LG	TD	NO.	YDS.	AVG.	LG	TD
2018	Packers	0	0	0	0	0.0	0	0	0	0	0.0	0	0
2019	Packers	0	0	0	0	0.0	0	0	0	0	0.0	0	0
Went from Green Bay to Pittsburgh.													
2019	Steelers	0	0	0	0	0.0	0	0	0	0	0.0	0	0
2019	TOTAL	0	0	0	0	0.0	0	0	0	0	0.0	0	0
2020	Steelers	1	1	0	0	0.0	0	0	0	0	0.0	0	0
Went from Pittsburgh to Green Bay.													
2020	Packers	0	0	0	0	0.0	0	0	0	0	0.0	0	0
2020	TOTAL	1	1	0	0	0.0	0	0	0	0	0.0	0	0
2021	Steelers	5	0	2	8	4.0	7	0	0	0	0.0	0	0
NFL TOTALS		6	1	2	8	4.0	7	0	0	0	0.0	0	0

KEVIN RADER'S NFL POSTSEASON RUSHING/RECEIVING STATISTICS

DATE	TEAM	GP	GS	RECEIVING					RUSHING				
				NO.	YDS.	AVG.	LG	TD	NO.	YDS.	AVG.	LG	TD
2019	Packers	0	0	0	0	0.0	0	0	0	0	0.0	0	0
2020	Steelers	1	0	0	0	0.0	0	0	0	0	0.0	0	0
NFL TOTALS		1	0	0	0	0.0	0	0	0	0	0.0	0	0

KEVIN RADER'S NFL REGULAR SEASON RETURN STATISTICS

DATE	TEAM	RET.	KICKOFF RETURNS					PUNT RETURNS				
			YDS.	AVG.	LG	TD	NO.	FC	YDS.	AVG.	LG	TD
2018	Packers	0	0	0.0	0	0	0	0	0	0.0	0	0
2019	Packers	0	0	0.0	0	0	0	0	0	0.0	0	0
Went from Green Bay to Pittsburgh.												
2019	Steelers	0	0	0.0	0	0	0	0	0	0.0	0	0
2019	TOTAL	0	0	0.0	0	0	0	0	0	0.0	0	0
2020	Steelers	0	0	0.0	0	0	0	0	0	0.0	0	0
Went from Pittsburgh to Green Bay.												
2020	Packers	0	0	0.0	0	0	0	0	0	0.0	0	0
2020	TOTAL	0	0	0.0	0	0	0	0	0	0.0	0	0
2021	Steelers	0	0	0.0	0	0	0	0	0	0.0	0	0
NFL TOTALS		0	0	0.0	0	0	0	0	0	0.0	0	0

KEVIN RADER'S NFL POSTSEASON RETURN STATISTICS

DATE	TEAM	RET.	KICKOFF RETURNS					PUNT RETURNS				
			YDS.	AVG.	LG	TD	NO.	FC	YDS.	AVG.	LG	TD
2019	Packers	0	0	0.0	0	0	0	0	0	0.0	0	0
2020	Steelers	0	0	0.0	0	0	0	0	0	0.0	0	0
NFL TOTALS		0	0	0.0	0	0	0	0	0	0.0	0	0

SINGLE-GAME HIGHS: RECEIVING

- Longest Receptions
- 7 at Kansas City Chiefs, Dec 26, 2021
1 vs. Chicago Bears, Nov 08, 2021
- Special Teams Tackles
- 3 vs. Cleveland Browns, Jan 03, 2022
3 at Cleveland Browns, Jan 03, 2021

2021 GAME-BY-GAME REGULAR-SEASON STATISTICS (STEELERS)


			RECEIVING					RUSHING						
DATE	OPPONENT	P/S	NO.	YDS.	AVG.	LG	TD	NO.	YDS.	AVG.	LG	TD	W/L/T	SCORE
09/12	at Bills						PRACTICE SQUAD						W	23-16
09/19	Raiders						PRACTICE SQUAD						L	17-26
09/26	Bengals						PRACTICE SQUAD						L	10-24
10/03	at Packers						PRACTICE SQUAD						L	17-27
10/10	Broncos						PRACTICE SQUAD						W	27-19
10/17	Seahawks						PRACTICE SQUAD						W	23-20+
10/31	at Browns						PRACTICE SQUAD						W	15-10
11/08	Bears						PRACTICE SQUAD						W	29-27
11/14	Lions						PRACTICE SQUAD						T	16-16
11/21	at Chargers						PRACTICE SQUAD						L	37-41
11/28	at Bengals						ON INACTIVE LIST						L	10-41
12/05	Ravens	P	0	0	0.0	0	0	0	0	0.0	0	0	W	20-19
12/09	at Vikings	P	0	0	0.0	0	0	0	0	0.0	0	0	L	28-36
12/19	Titans						ON INACTIVE LIST						W	19-13
12/26	at Chiefs	P	1	7	7.0	7	0	0	0	0.0	0	0	L	10-36
01/03	Browns	P	0	0	0.0	0	0	0	0	0.0	0	0	W	26-14
2021 TOTALS		4-0	1	7	7.0	7	0	0	0	0.0	0	0	8-7-1	
+ - Overtime														

2020 GAME-BY-GAME POSTSEASON STATISTICS (STEELERS)

			RECEIVING					RUSHING						
DATE	OPPONENT	P/S	NO.	YDS.	AVG.	LG	TD	NO.	YDS.	AVG.	LG	TD	W/L	SCORE
01/10	Browns	P	0	0	0.0	0	0	0	0	0.0	0	0	L	37-48
2020 TOTALS		1-0	0	0	0.0	0	0	0	0	0.0	0	0	0-1	

2019 GAME-BY-GAME POSTSEASON STATISTICS (PACKERS)

			RECEIVING					RUSHING						
DATE	OPPONENT	P/S	NO.	YDS.	AVG.	LG	TD	NO.	YDS.	AVG.	LG	TD	W/L	SCORE
01/12	Seahawks						NOT ON ROSTER						W	28-23
01/19	at 49ers						NOT ON ROSTER						L	20-37
2019 TOTALS		0-0	0	0	0.0	0	0	0	0	0.0	0	0	1-1	



EST. 1933

FEELERS NATION

7

BEN ROETHLISBERGER
(Roeth-lis-ber-ger)

HEIGHT: 6-5

WEIGHT: 240

COLLEGE: Miami (OH)


BORN: Mar. 2, 1982 (39)

QUARTERBACK

BIRTHPLACE Findlay, OH

HOW ACQUIRED: D1 '04

NFL EXPERIENCE: 18th year



07 '11 '13 '14 '15 '16 '17 '05 '08

REGULAR SEASON COMPARISON: PASSING - BALTIMORE RAVENS

DATE	OPP	W/L	GP/GS	C	ATT	YDS.	AVG.	TD	LG	INT	SK	SKYD	RTG
9/19/04	PIT @ BLT	L	P	12	20	176	8.8	2	58	2	2	16	82.5
12/26/04	PIT vs. BLT	W	S	14	19	221	11.6	2	36	1	0	0	125.1
10/31/05	PIT vs. BLT	W	S	18	30	177	5.9	2	23	1	2	17	85.0
11/26/06	PIT @ BLT	L	S	21	41	214	5.2	0	27	2	9	73	46.2
12/24/06	PIT vs. BLT	L	S	15	31	156	5.0	1	31	2	5	17	47.2
11/5/07	PIT vs. BLT	W	S	13	16	209	13.1	5	45	0	3	22	158.3
9/29/08	PIT vs. BLT	W	S	14	24	191	8.0	1	49	1	3	23	80.4
12/14/08	PIT @ BLT	W	S	22	40	246	6.2	1	30	0	3	26	81.9
12/27/09	PIT vs. BLT	W	S	17	33	259	7.8	1	45	1	4	21	75.2
12/5/10	PIT @ BLT	W	S	22	38	253	6.7	1	28	1	3	19	75.9
9/11/11	PIT @ BLT	L	S	22	41	280	6.8	1	31	3	4	34	52.9
11/6/11	PIT vs. BLT	L	S	20	37	330	8.9	1	32	1	1	8	82.0
10/20/13	PIT vs. BLT	W	S	17	23	160	7.0	1	19	0	3	15	107.2
11/28/13	PIT @ BLT	L	S	28	44	257	5.8	2	29	0	0	0	94.6
9/11/14	PIT @ BLT	L	S	22	37	217	5.9	0	27	1	2	15	64.8
11/2/14	PIT vs. BLT	W	S	25	37	340	9.2	6	54	0	3	19	136.3
12/27/15	PIT @ BLT	L	S	24	34	220	6.5	0	27	2	3	22	63.4
11/6/16	PIT @ BLT	L	S	23	45	264	5.9	1	30	1	2	23	67.3
12/25/16	PIT vs. BLT	W	S	24	33	279	8.5	3	39	2	0	0	103.0
10/1/17	PIT @ BLT	W	S	18	30	216	7.2	1	24	1	1	8	79.3
12/10/17	PIT vs. BLT	W	S	44	66	506	7.7	2	57	0	3	20	99.7
9/30/18	PIT vs. BLT	L	S	27	47	274	5.8	1	38	1	1	9	72.5
11/4/18	PIT @ BLT	W	S	28	47	270	5.7	2	51	0	1	10	89.8
11/1/20	PIT @ BLT	W	S	21	32	182	5.7	2	24	0	2	9	101.3
12/2/20	PIT vs. BLT	W	S	36	51	266	5.2	1	27	1	0	0	81.0
12/5/21	PIT vs. BLT	W	S	21	31	236	7.6	2	40	0	1	0	111.8
TOTALS		16/10	26/25	568	927	6,399	6.9	42	58	24	61	426	--

POSTSEASON COMPARISON: PASSING - BALTIMORE RAVENS

DATE	OPP	W/L	GP/GS	C	ATT	YDS.	AVG.	TD	LG	INT	SK	SKYD	RTG
1/18/09	PIT vs. BLT	W	S	16	33	255	7.7	1	65	0	4	32	84.8
1/15/11	PIT vs. BLT	W	S	19	32	226	7.1	2	58	0	6	34	101.8
1/3/15	PIT vs. BLT	L	S	31	45	334	7.4	1	44	2	5	37	79.3
TOTALS		2/1	3/3	66	110	815	7.4	4	65	2	15	103	--

REGULAR SEASON COMPARISON: RECEIVING - BALTIMORE RAVENS

DATE	OPP	W/L	GP/GS	REC	YDS.	AVG.	TD	LG	TGTS	YAC
12/27/15	PIT @ BLT	L	S	0	-3	0	0	-3	0	-3
TOTALS		0/1	1/1	0	-3	0	0	0	0	-3

BEN ROETHLISBERGER'S NFL REGULAR SEASON PASSING STATISTICS

DATE	TEAM	GP	GS	ATT.	CMP.	PCT.	YDS	AVG.	TD	INT.	LG	SK	LST	RATE
2004	Steelers	14	13	295	196	66.4	2,621	8.9	17	11	58	30	213	98.1
2005	Steelers	12	12	268	168	62.7	2,385	8.9	17	9	85t	23	129	98.6
2006	Steelers	15	15	469	280	59.7	3,513	7.5	18	23	67t	46	280	75.4
2007	Steelers	15	15	404	264	65.3	3,154	7.8	32	11	83	47	347	104.1
2008	Steelers	16	16	469	281	59.9	3,301	7.0	17	15	65t	46	284	80.1
2009	Steelers	15	15	506	337	66.6	4,328	8.6	26	12	60t	50	348	100.5
2010	Steelers	12	12	389	240	61.7	3,200	8.2	17	5	56t	32	220	97.0
2011	Steelers	15	15	513	324	63.2	4,077	7.9	21	14	95t	40	269	90.1
2012	Steelers	13	13	449	284	63.3	3,265	7.3	26	8	82t	30	182	97.0
2013	Steelers	16	16	584	375	64.2	4,261	7.3	28	14	67	42	282	92.0
2014	Steelers	16	16	608	408	67.1	4,952	8.1	32	9	94t	33	172	103.3
2015	Steelers	12	11	469	319	68.0	3,938	8.4	21	16	69t	20	141	94.5
2016	Steelers	14	14	509	328	64.4	3,819	7.5	29	13	72t	17	141	95.4
2017	Steelers	15	15	561	360	64.2	4,251	7.6	28	14	97t	21	139	93.4
2018	Steelers	16	16	675	452	67.0	5,129	7.6	34	16	97t	24	166	96.5
2019	Steelers	2	2	62	35	56.5	351	5.7	0	1	45	2	7	66.0
2020	Steelers	15	15	608	399	65.6	3,803	6.3	33	10	84t	13	118	94.1
2021	Steelers	15	15	561	360	64.2	3,496	6.2	21	9	59	37	230	87.3
TOTALS		248	246	8,399	5,410	64.4	63,844	7.6	417	210	97T	553	3,668	93.6

BEN ROETHLISBERGER'S NFL POSTSEASON PASSING STATISTICS

DATE	TEAM	GP	GS	ATT.	CMP.	PCT.	YDS	AVG.	TD	INT.	LG	SK	LST	RATE
2004	Steelers	2	2	54	31	57.4	407	7.5	3	5	34	2	11	61.3
2005	Steelers	4	4	93	58	62.4	803	8.6	7	3	54	6	35	101.7
2007	Steelers	1	1	42	29	69.0	337	8.0	2	3	37t	6	40	79.2
2008	Steelers	3	3	89	54	60.7	692	7.8	3	1	65t	8	58	91.6
2010	Steelers	3	3	91	54	59.3	622	6.8	4	4	58	9	48	76.4
2011	Steelers	1	1	40	22	55.0	289	7.2	1	1	33	5	45	75.9
2014	Steelers	1	1	45	31	68.9	334	7.4	1	2	44	5	37	79.3
2015	Steelers	2	2	68	42	61.8	568	8.4	1	0	60	6	55	93.3
2016	Steelers	3	3	96	64	66.7	735	7.7	3	4	62t	2	15	82.6
2017	Steelers	1	1	58	37	63.8	469	8.1	5	1	43t	2	7	110.5
2020	Steelers	1	1	68	47	69.1	501	7.4	4	4	33	0	0	85.5
TOTALS		22	22	744	469	63.0	5,757	7.7	34	28	65T	51	351	86.4

BEN ROETHLISBERGER'S NFL REGULAR SEASON RUSHING STATISTICS

DATE	TEAM	NO.	YDS.	AVG.	LG	TD
2004	Steelers	56	144	2.6	20	1
2005	Steelers	31	69	2.2	13	3
2006	Steelers	32	98	3.1	20	2
2007	Steelers	35	204	5.8	30t	2
2008	Steelers	34	101	3.0	17	2
2009	Steelers	40	82	2.1	15	2
2010	Steelers	34	176	5.2	31	2
2011	Steelers	31	70	2.3	11	0
2012	Steelers	26	92	3.5	14	0
2013	Steelers	27	99	3.7	19	1
2014	Steelers	33	27	0.8	8	0
2015	Steelers	15	29	1.9	13	0
2016	Steelers	16	14	0.9	14	1
2017	Steelers	28	47	1.7	14	0
2018	Steelers	31	98	3.2	18	3
2019	Steelers	1	7	7.0	7	0
2020	Steelers	25	11	0.4	11	0
2021	Steelers	17	9	0.5	8	1
TOTALS		512	1,377	2.7	31	20

BEN ROETHLISBERGER'S NFL POSTSEASON RUSHING STATISTICS

DATE	TEAM	NO.	YDS.	AVG.	LG	TD
2004	Steelers	9	75	8.3	20	0
2005	Steelers	19	37	1.9	10	2
2007	Steelers	4	13	3.3	6	0
2008	Steelers	5	0	0.0	4	0
2010	Steelers	21	63	3.0	18	1
2011	Steelers	3	15	5.0	9	0
2014	Steelers	2	16	8.0	16	0
2015	Steelers	0	0	0.0	0	0
2016	Steelers	8	11	1.4	8	0
2017	Steelers	2	16	8.0	15	0
2020	Steelers	1	0	0.0	0	0
TOTALS		74	246	3.3	20	3

SINGLE-GAME HIGHS: QUARTERBACK

Pass Attempts	66 vs. Baltimore Ravens, Dec 10, 2017 60 vs. Kansas City Chiefs, Sep 16, 2018	Passer Rating	158.3 vs. Carolina Panthers, Nov 08, 2018 158.3 at St. Louis Rams, Dec 20, 2007 ...2 more at 158.3.
Pass Completions	44 vs. Baltimore Ravens, Dec 10, 2017 41 at Denver Broncos, Nov 25, 2018	Rush Attempts	9 at Cincinnati Bengals, Nov 21, 2004 7 vs. Carolina Panthers, Dec 23, 2010 ...1 more at 7.
Yards Passing	522 vs. Indianapolis Colts, Oct 26, 2014 506 vs. Baltimore Ravens, Dec 10, 2017	Rushing Yards	55 vs. Oakland Raiders, Nov 21, 2010 49 vs. Cleveland Browns, Nov 11, 2007
TD Passes	6 vs. Baltimore Ravens, Nov 02, 2014 6 vs. Indianapolis Colts, Oct 26, 2014	Longest Runs	30t vs. Cleveland Browns, Nov 11, 2007 22 vs. New York Jets, Dec 19, 2010
Long Passes	97t at Denver Broncos, Nov 25, 2018 97t at Detroit Lions, Oct 29, 2017	Rushing TDs	1 vs. Tennessee Titans, Dec 19, 2021 1 at Jacksonville Jaguars, Nov 18, 2018 ...18 more at 1.
Completion Percentage	88.0 vs. Carolina Panthers, Nov 08, 2018 86.2 at Oakland Raiders, Dec 09, 2018	Rushing Average	5.4 at Cleveland Browns, Nov 14, 2004 1.8 at Cincinnati Bengals, Nov 21, 2004

SINGLE-GAME HIGHS - POSTSEASON: QUARTERBACK

Pass Attempts	68 vs. Cleveland Browns, Jan 10, 2021 58 vs. Jacksonville Jaguars, Jan 14, 2018 47 at New England Patriots, Jan 22, 2017 45 vs. Baltimore Ravens, Jan 03, 2015 42 vs. Jacksonville Jaguars, Jan 05, 2008	Passer Rating	148.7 at Cincinnati Bengals, Jan 08, 2006 124.9 at Denver Broncos, Jan 22, 2006 110.5 vs. Jacksonville Jaguars, Jan 14, 2018 105.3 vs. Miami Dolphins, Jan 08, 2017 101.8 vs. Baltimore Ravens, Jan 15, 2011
Pass Completions	47 vs. Cleveland Browns, Jan 10, 2021 37 vs. Jacksonville Jaguars, Jan 14, 2018 31 at New England Patriots, Jan 22, 2017 31 vs. Baltimore Ravens, Jan 03, 2015 29 vs. Jacksonville Jaguars, Jan 05, 2008	Rush Attempts	11 vs. New York Jets, Jan 23, 2011 7 vs. Seattle Seahawks, Feb 05, 2006 6 vs. Baltimore Ravens, Jan 15, 2011 5 at Indianapolis Colts, Jan 15, 2006 5 vs. New England Patriots, Jan 23, 2005
Yards Passing	501 vs. Cleveland Browns, Jan 10, 2021 469 vs. Jacksonville Jaguars, Jan 14, 2018 339 at Denver Broncos, Jan 17, 2016 337 vs. Jacksonville Jaguars, Jan 05, 2008 334 vs. Baltimore Ravens, Jan 03, 2015	Rushing Yards	45 vs. New England Patriots, Jan 23, 2005 31 at Green Bay Packers, Feb 06, 2011 30 vs. New York Jets, Jan 15, 2005 25 vs. Seattle Seahawks, Feb 05, 2006 21 vs. New York Jets, Jan 23, 2011
TD Passes	5 vs. Jacksonville Jaguars, Jan 14, 2018 4 vs. Cleveland Browns, Jan 10, 2021 3 at Cincinnati Bengals, Jan 08, 2006 2 vs. Miami Dolphins, Jan 08, 2017 2 at Green Bay Packers, Feb 06, 2011 ...5 more at 2.	Longest Runs	20 vs. New York Jets, Jan 15, 2005 18 at Green Bay Packers, Feb 06, 2011 16 vs. Baltimore Ravens, Jan 03, 2015 15 vs. Jacksonville Jaguars, Jan 14, 2018 13 vs. New England Patriots, Jan 23, 2005
Long Passes	65t vs. Baltimore Ravens, Jan 18, 2009 62t vs. Miami Dolphins, Jan 08, 2017 60 at Cincinnati Bengals, Jan 09, 2016 58 at Denver Broncos, Jan 17, 2016 58 vs. Baltimore Ravens, Jan 15, 2011	Rushing TDs	1 vs. New York Jets, Jan 23, 2011 1 vs. Seattle Seahawks, Feb 05, 2006 1 at Denver Broncos, Jan 22, 2006
Completion Percentage	73.7 at Cincinnati Bengals, Jan 08, 2006 72.4 at Denver Broncos, Jan 22, 2006 72.2 vs. Miami Dolphins, Jan 08, 2017 70.0 at Arizona Cardinals, Feb 01, 2009 69.1 vs. Cleveland Browns, Jan 10, 2021		

300-YARD PASSING GAMES (68): REGULAR SEASON

DATE	TEAM	NO.	YDS.	AVG.	LG	TD
12/18/04	at Giants	18	316	17.6	40	1
12/04/05	BENGALS	29	386	13.3	41	3
10/29/06	at Raiders	25	301	12.0	49	1
11/05/06	BRONCOS	38	433	11.4	63	3
10/05/08	at Jaguars	26	309	11.9	48t	3
11/16/08	CHARGERS	31	308	9.9	30	0
12/21/08	at Titans	25	329	13.2	31t	2
09/10/09	TITANS	33	363	11.0	34t	1
10/04/09	CHARGERS	26	333	12.8	35	2
10/18/09	BROWNS	23	417	18.1	52t	2
11/22/09	at Chiefs	32	398	12.4	41	3
12/20/09	PACKERS	29	503	17.3	60t	3
10/24/10	at Dolphins	19	302	15.9	53t	2
11/14/10	PATRIOTS	30	387	12.9	33t	3
12/23/10	PANTHERS	22	320	14.5	43t	1
09/25/11	at Colts	25	364	14.6	81t	1
10/23/11	at Cardinals	26	361	13.9	95t	3
10/30/11	PATRIOTS	36	365	10.1	26	2
11/06/11	RAVENS	20	330	16.5	32	1
12/19/11	at 49ers	25	330	13.2	39	0
09/23/12	at Raiders	36	384	10.7	22t	4
10/11/12	at Titans	24	363	15.1	82t	1
12/16/12	at Cowboys	24	339	14.1	60	2
09/22/13	BEARS	26	406	15.6	45	2
09/29/13	at Vikings	36	383	10.6	36	1
11/03/13	at Patriots	28	400	14.3	42	4
11/17/13	LIONS	29	367	12.7	47t	4
12/08/13	DOLPHINS	23	349	15.2	67	3
09/07/14	BROWNS	23	365	15.9	41	1
09/28/14	BUCCANEERS	29	314	10.8	31	3
10/26/14	COLTS	40	522	13.1	52	6
11/02/14	RAVENS	25	340	13.6	54t	6
11/09/14	at Jets	30	343	11.4	80t	1
11/30/14	SAINTS	32	435	13.6	48	2
12/07/14	at Bengals	25	350	14.0	94t	3
12/14/14	at Falcons	27	360	13.3	44	0
12/28/14	BENGALS	24	317	13.2	63t	2
09/10/15	at Patriots	26	351	13.5	43	1
09/20/15	49ERS	21	369	17.6	59	3
11/08/15	RAIDERS	24	334	13.9	59	2
11/15/15	BROWNS	22	379	17.2	64	3
11/29/15	at Seahawks	36	456	12.7	69t	1
12/06/15	COLTS	24	364	15.2	68t	4
12/20/15	BRONCOS	40	380	9.5	23t	3
01/03/16	at Browns	24	349	14.5	66	3
09/12/16	at Washington	27	300	11.1	42	3
10/02/16	CHIEFS	22	300	13.6	47	5
10/09/16	JETS	34	380	11.2	72t	4
11/13/16	COWBOYS	37	408	11.0	44	3
10/08/17	JAGUARS	33	312	9.5	49	0
10/29/17	at Lions	17	317	18.6	97t	1
11/26/17	PACKERS	33	351	10.6	39	4
12/10/17	RAVENS	44	506	11.5	57	2
09/09/18	at Browns	23	335	14.6	67	1
09/16/18	CHIEFS	39	452	11.6	46	3
09/24/18	at Buccaneers	30	353	11.8	75t	3
10/14/18	at Bengals	32	369	11.5	48	1
11/08/18	PANTHERS	22	328	14.9	75t	5
11/18/18	at Jaguars	27	314	11.6	78t	2
11/25/18	at Broncos	41	462	11.3	97t	1
12/23/18	at Saints	33	380	11.5	49	3
09/20/20	BRONCOS	29	311	10.7	84t	2
11/08/20	at Cowboys	29	306	10.6	42	3
11/15/20	BENGALS	27	333	12.3	46	4
12/07/20	WASHINGTON	33	305	9.2	50t	2
12/27/20	COLTS	34	341	10.0	39t	3
09/26/21	BENGALS	38	318	8.4	29	1
12/09/21	at Vikings	28	308	11.0	38	3

300-YARD PASSING GAMES (6): POSTSEASON

DATE	TEAM	NO.	YDS.	AVG.	LG	TD
01/05/08	JAGUARS	29	337	11.6	37t	2
01/03/15	RAVENS	31	334	10.8	44	1
01/17/16	at Broncos	24	339	14.1	58	0
01/22/17	at Patriots	31	314	10.1	30t	1
01/14/18	JAGUARS	37	469	12.7	43t	5
01/10/21	BROWNS	47	501	10.7	33	4

2021 GAME-BY-GAME REGULAR-SEASON STATISTICS (STEELERS)

DATE	OPPONENT	P/S	PASSING											RUSHING					SCORE
			ATT	CMP	YDS	PCT	Y/A	Y/C	TD	INT	LG	SK/YD	RATE	ATT	YDS	LG	TD	W/L/T	
09/12	at Bills	S	32	18	188	56.3	5.9	10.4	1	0	24	2/11	83.9	4	5	8	0	W	23-16
09/19	Raiders	S	40	27	295	67.5	7.4	10.9	1	1	52	2/3	87.0	0	0	0	0	L	17-26
09/26	Bengals	S	58	38	318	65.5	5.5	8.4	1	2	29	4/21	70.9	1	5	5	0	L	10-24
10/03	at Packers	S	40	26	232	65.0	5.8	8.9	1	1	45t	2/12	78.3	0	0	0	0	L	17-27
10/10	Broncos	S	25	15	253	60.0	10.1	16.9	2	0	59	1/9	120.9	1	-1	-1	0	W	27-19
10/17	Seahawks	S	40	29	229	72.5	7.7	7.9	1	0	23	1/3	94.7	2	-3	0	0	W	23-20+
10/31	at Browns	S	34	22	266	64.7	7.8	12.1	1	0	50	2/11	98.4	1	0	0	0	W	15-10
11/08	Bears	S	30	21	205	70.0	6.8	9.8	2	0	42	4/30	111.1	2	0	1	0	W	29-27
11/14	Lions																	T	16-16
11/21	at Chargers	S	44	28	273	63.6	6.2	9.8	3	0	37	3/28	103.7	0	0	0	0	L	37-41
11/28	at Bengals	S	41	24	263	58.5	6.4	11.0	1	2	41	3/13	65.4	0	0	0	0	L	10-41
12/05	Ravens	S	31	21	236	67.7	7.6	11.2	2	0	40	1/0	111.8	1	-1	-1	0	W	20-19
12/09	at Vikings	S	40	28	308	70.0	7.7	11.0	3	1	38	5/39	107.1	1	5	5	0	L	28-36
12/19	Titans	S	25	16	148	64.0	5.9	9.3	0	0	19	3/15	80.1	3	0	1t	1	W	19-13
12/26	at Chiefs	S	35	23	159	65.7	4.5	6.9	1	1	24	2/21	73.4	0	0	0	0	L	10-36
01/03	Browns	S	46	24	123	52.2	2.7	5.1	1	1	13	2/14	56.2	1	-1	-1	0	W	26-14
2021 TOTALS		15-15	561	360	3,496	64.2	6.2	9.7	21	9	59	37/230	87.3	17	9	8	1	8-7-1	

+ - Overtime

2020 GAME-BY-GAME POSTSEASON STATISTICS (STEELERS)

DATE	OPPONENT	P/S	PASSING											RUSHING					SCORE
			ATT	CMP	YDS	PCT	Y/A	Y/C	TD	INT	LG	SK/YD	RATE	ATT	YDS	LG	TD	W/L	
01/10	Browns	S	68	47	501	69.1	7.4	10.7	4	4	33	0/0	85.5	1	0	0	0	L	37-48
2020 TOTALS		1-1	68	47	501	69.1	7.4	10.7	4	4	33	0/0	85.5	1	0	0	0	0-1	

2017 GAME-BY-GAME POSTSEASON STATISTICS (STEELERS)

DATE	OPPONENT	P/S	PASSING											RUSHING					SCORE
			ATT	CMP	YDS	PCT	Y/A	Y/C	TD	INT	LG	SK/YD	RATE	ATT	YDS	LG	TD	W/L	
01/14	Jaguars	S	58	37	469	63.8	8.1	12.7	5	1	43t	2/7	110.5	2	16	15	0	L	42-45
2017 TOTALS		1-1	58	37	469	63.8	8.1	12.7	5	1	43T	2/7	110.5	2	16	15	0	0-1	

2016 GAME-BY-GAME POSTSEASON STATISTICS (STEELERS)

DATE	OPPONENT	P/S	PASSING											RUSHING					SCORE
			ATT	CMP	YDS	PCT	Y/A	Y/C	TD	INT	LG	SK/YD	RATE	ATT	YDS	LG	TD	W/L	
01/08	Dolphins	S	18	13	197	72.2	10.9	15.2	2	2	62t	1/9	105.3	4	10	8	0	W	30-12
01/15	at Chiefs	S	31	20	224	64.5	7.2	11.2	0	1	52	1/6	72.5	4	1	4	0	W	18-16
01/22	at Patriots	S	47	31	314	66.0	6.7	10.1	1	1	30t	0/0	83.1	0	0	0	0	L	17-36
2016 TOTALS		3-3	96	64	735	66.7	7.7	11.5	3	4	62T	2/15	82.6	8	11	8	0	2-1	

2015 GAME-BY-GAME POSTSEASON STATISTICS (STEELERS)

DATE	OPPONENT	P/S	PASSING											RUSHING					SCORE
			ATT	CMP	YDS	PCT	Y/A	Y/C	TD	INT	LG	SK/YD	RATE	ATT	YDS	LG	TD	W/L	
01/09	at Bengals	S	31	18	229	58.1	7.4	12.7	1	0	60	3/27	92.0	0	0	0	0	W	18-16
01/17	at Broncos	S	37	24	339	64.9	9.2	14.1	0	0	58	3/28	94.3	0	0	0	0	L	16-23
2015 TOTALS		2-2	68	42	568	61.8	8.4	13.5	1	0	60	6/55	93.3	0	0	0	0	1-1	

2014 GAME-BY-GAME POSTSEASON STATISTICS (STEELERS)

DATE	OPPONENT	P/S	PASSING											RUSHING					SCORE
			ATT	CMP	YDS	PCT	Y/A	Y/C	TD	INT	LG	SK/YD	RATE	ATT	YDS	LG	TD	W/L	
01/03	Ravens	S	45	31	334	68.9	7.4	10.8	1	2	44	5/37	79.3	2	16	16	0	L	17-30
2014 TOTALS		1-1	45	31	334	68.9	7.4	10.8	1	2	44	5/37	79.3	2	16	16	0	0-1	

2011 GAME-BY-GAME POSTSEASON STATISTICS (STEELERS)

DATE	OPPONENT	P/S	PASSING											RUSHING					SCORE
			ATT	CMP	YDS	PCT	Y/A	Y/C	TD	INT	LG	SK/YD	RATE	ATT	YDS	LG	TD	W/L	
01/08	at Broncos	S	40	22	289	55.0	7.2	13.1	1	1	33	5/45	75.9	3	15	9	0	L	23-29+
2011 TOTALS		1-1	40	22	289	55.0	7.2	13.1	1	1	33	5/45	75.9	3	15	9	0	0-1	

+ - Overtime

2010 GAME-BY-GAME POSTSEASON STATISTICS (STEELERS)

DATE	OPPONENT	P/S	PASSING											RUSHING					SCORE
			ATT	CMP	YDS	PCT	Y/A	Y/C	TD	INT	LG	SK/YD	RATE	ATT	YDS	LG	TD	W/L	
01/15	Ravens	S	32	19	226	59.4	7.1	11.9	2	0	58	6/34	101.8	6	11	6	0	W	31-24
01/23	Jets	S	19	10	133	52.6	7.0	13.3	0	2	24	2/12	35.5	11	21	12	1	W	24-19
02/06	at Packers	S	40	25	263	62.5	6.6	10.5	2	2	37	1/2	77.4	4	31	18	0	L	25-31
2010 TOTALS		3-3	91	54	622	59.3	6.8	11.5	4	4	58	9/48	76.4	21	63	18	1	2-1	

2008 GAME-BY-GAME POSTSEASON STATISTICS (STEELERS)

DATE	OPPONENT	P/S	PASSING											RUSHING					SCORE
			ATT	CMP	YDS	PCT	Y/A	Y/C	TD	INT	LG	SK/YD	RATE	ATT	YDS	LG	TD	W/L	
01/11	Chargers	S	26	17	181	65.4	7.0	10.6	1	0	41	1/4	98.4	0	0	0	0	W	35-24
01/18	Ravens	S	33	16	255	48.5	7.7	15.9	1	0	65t	4/32	94.8	2	-2	-1	0	W	23-14
02/01	at Cardinals	S	30	21	256	70.0	8.5	12.2	1	1	40	3/22	83.2	3	2	4	0	W	27-23
2008 TOTALS		3-3	89	54	692	60.7	7.8	12.8	3	1	65T	8/58	91.6	5	0	4	0	3-0	

2007 GAME-BY-GAME POSTSEASON STATISTICS (STEELERS)

DATE	OPPONENT	P/S	PASSING										RUSHING					W/L	SCORE
			ATT	CMP	YDS	PCT	Y/A	Y/C	TD	INT	LG	SK/YD	RATE	ATT	YDS	LG	TD		
01/05	Jaguars	S	42	29	337	69.0	8.0	11.6	2	3	37t	6/40	79.2	4	13	6	0	L	29-31
2007 TOTALS		1-1	42	29	337	69.0	8.0	11.6	2	3	37T	6/40	79.2	4	13	6	0	0-1	


2005 GAME-BY-GAME POSTSEASON STATISTICS (STEELERS)

DATE	OPPONENT	P/S	PASSING										RUSHING					W/L	SCORE
			ATT	CMP	YDS	PCT	Y/A	Y/C	TD	INT	LG	SK/YD	RATE	ATT	YDS	LG	TD		
01/08	at Bengals	S	19	14	208	73.7	10.9	14.9	3	0	54	1/6	148.7	4	3	6	0	W	31-17
01/15	at Colts	S	24	14	197	58.3	8.2	14.1	2	1	45	2/14	95.3	5	-3	1	0	W	21-18
01/22	at Broncos	S	29	21	275	72.4	9.5	13.1	2	0	30	2/7	124.9	3	12	6	1	W	34-17
02/05	Seahawks	S	21	9	123	42.9	5.9	13.7	0	2	37	1/8	22.6	7	25	10	1	W	21-10
2005 TOTALS		4-4	93	58	803	62.4	8.6	13.8	7	3	54	6/35	101.7	19	37	10	2	4-0	

2004 GAME-BY-GAME POSTSEASON STATISTICS (STEELERS)

DATE	OPPONENT	P/S	PASSING										RUSHING					W/L	SCORE
			ATT	CMP	YDS	PCT	Y/A	Y/C	TD	INT	LG	SK/YD	RATE	ATT	YDS	LG	TD		
01/15	Jets	S	30	17	181	56.7	6.0	10.6	1	2	21	1/10	57.8	4	30	20	0	W	20-17+
01/23	Patriots	S	24	14	226	58.3	9.4	16.1	2	3	34	1/1	78.1	5	45	13	0	L	27-41
2004 TOTALS		2-2	54	31	407	57.4	7.5	13.1	3	5	34	2/11	61.3	9	75	20	0	1-1	

+ - Overtime



2

MASON RUDOLPH

QUARTERBACK

HEIGHT: 6-5

WEIGHT: 235

COLLEGE: Oklahoma State

BORN: Jun. 17, 1995 (26)

BIRTHPLACE: Rock Hill, SC

HOW ACQUIRED: D3a '18

NFL EXPERIENCE: 4th year

REGULAR SEASON COMPARISON: PASSING - BALTIMORE RAVENS

DATE	OPP	W/L	GP/GS	C	ATT	YDS.	AVG.	TD	LG	INT	SK	SKYD	RTG
10/6/19	PIT vs. BLT	L	S	13	20	131	6.6	1	35	0	1	11	100.2
TOTALS		0/1	1/1	13	20	131	6.6	1	35	0	1	11	--

MASON RUDOLPH'S NFL REGULAR SEASON PASSING STATISTICS

DATE	TEAM	GP	GS	ATT.	CMP.	PCT.	YDS	AVG.	TD	INT.	LG	SK	LST	RATE
2018	Steelers	0	0	0	0	0.0	0	0.0	0	0	0	0	0	0.0
2019	Steelers	10	8	283	176	62.2	1,765	6.2	13	9	76t	15	124	82.0
2020	Steelers	5	1	43	25	58.1	324	7.5	2	1	47	1	8	87.7
2021	Steelers	2	1	58	35	60.3	277	4.8	1	1	36	0	0	70.8
TOTALS		17	10	384	236	61.5	2,366	6.2	16	11	76T	16	132	80.9

MASON RUDOLPH'S NFL POSTSEASON PASSING STATISTICS

DATE	TEAM	GP	GS	ATT.	CMP.	PCT.	YDS	AVG.	TD	INT.	LG	SK	LST	RATE
2020	Steelers	0	0	0	0	0.0	0	0.0	0	0	0	0	0	0.0
TOTALS		0	0	0	0	0.0	0	0.0	0	0	0	0	0	0.0

MASON RUDOLPH'S NFL REGULAR SEASON RUSHING STATISTICS

DATE	TEAM	NO.	YDS.	AVG.	LG	TD
2018	Steelers	0	0	0.0	0	0
2019	Steelers	21	42	2.0	13	0
2020	Steelers	7	-6	-0.9	1	0
2021	Steelers	5	53	10.6	26	0
TOTALS		33	89	2.7	26	0

MASON RUDOLPH'S NFL POSTSEASON RUSHING STATISTICS

DATE	TEAM	NO.	YDS.	AVG.	LG	TD
2020	Steelers	0	0	0.0	0	0
TOTALS		0	0	0.0	0	0

MASON RUDOLPH'S NFL REGULAR SEASON PASSING/RUSHING STATISTICS

DATE	TEAM	GP	GS	PASSING											RUSHING				
				ATT.	CMP.	PCT.	YDS	AVG.	TD	INT.	LG	SK	LST	RATE	NO.	YDS.	AVG.	LG	TD
2018	Steelers	0	0	0	0	0.0	0	0.0	0	0	0	0	0	0.0	0	0	0.0	0	0
2019	Steelers	10	8	283	176	62.2	1,765	6.2	13	9	76t	15	124	82.0	21	42	2.0	13	0
2020	Steelers	5	1	43	25	58.1	324	7.5	2	1	47	1	8	87.7	7	-6	-0.9	1	0
2021	Steelers	2	1	58	35	60.3	277	4.8	1	1	36	0	0	70.8	5	53	10.6	26	0
TOTALS		17	10	384	236	61.5	2,366	6.2	16	11	76T	16	132	80.9	33	89	2.7	26	0

MASON RUDOLPH'S NFL POSTSEASON PASSING/RUSHING STATISTICS

DATE	TEAM	GP	GS	PASSING											RUSHING				
				ATT.	CMP.	PCT.	YDS	AVG.	TD	INT.	LG	SK	LST	RATE	NO.	YDS.	AVG.	LG	TD
2020	Steelers	0	0	0	0	0.0	0	0.0	0	0	0	0	0	0.0	0	0	0.0	0	0
TOTALS		0	0	0	0	0.0	0	0.0	0	0	0	0	0	0.0	0	0	0.0	0	0

2021 PITTSBURGH STEELERS

133

UPDATED PLAYER BIOS

SINGLE-GAME HIGHS: QUARTERBACK

Pass Attempts	50 vs. Detroit Lions, Nov 14, 2021	Completion Percentage	85.7 vs. Cincinnati Bengals, Sep 30, 2019
	44 at Cleveland Browns, Nov 14, 2019		74.3 vs. Indianapolis Colts, Nov 03, 2019
Pass Completions	30 vs. Detroit Lions, Nov 14, 2021	Passer Rating	124.6 vs. Cincinnati Bengals, Sep 30, 2019
	26 vs. Indianapolis Colts, Nov 03, 2019		104 at New York Jets, Dec 22, 2019
Yards Passing	315 at Cleveland Browns, Jan 03, 2021	Rush Attempts	4 vs. Detroit Lions, Nov 14, 2021
	251 vs. Miami Dolphins, Oct 28, 2019		4 at Cincinnati Bengals, Nov 24, 2019
TD Passes	2 at Cleveland Browns, Jan 03, 2021		...1 more at 4.
	2 vs. Miami Dolphins, Oct 28, 2019	Rushing Yards	36 vs. Detroit Lions, Nov 14, 2021
	...3 more at 2.		15 at Cleveland Browns, Nov 14, 2019
Long Passes	76t at San Francisco 49ers, Sep 22, 2019		...1 more at 15.
	47 at Cleveland Browns, Jan 03, 2021	Longest Runs	26 vs. Detroit Lions, Nov 14, 2021
			17 at Kansas City Chiefs, Dec 26, 2021

300-YARD PASSING GAMES (1): REGULAR SEASON

DATE	TEAM	NO.	YDS.	AVG.	LG	TD
01/03/21	at Browns	22	315	14.3	47	2

2021 GAME-BY-GAME REGULAR-SEASON STATISTICS (STEELERS)

		PASSING												RUSHING					
DATE	OPPONENT	P/S	ATT	CMP	YDS	PCT	Y/A	Y/C	TD	INT	LG	SK/YD	RATE	ATT	YDS	LG	TD	W/L/T	SCORE
09/12	at Bills																	W	23-16
09/19	Raiders																	L	17-26
09/26	Bengals																	L	10-24
10/03	at Packers																	L	17-27
10/10	Broncos																	W	27-19
10/17	Seahawks																	W	23-20+
10/31	at Browns																	W	15-10
11/08	Bears																	W	29-27
11/14	Lions	S	50	30	242	60.0	4.8	8.1	1	1	36	0/0	70.6	4	36	26	0	T	16-16
11/21	at Chargers																	L	37-41
11/28	at Bengals																	L	10-41
12/05	Ravens																	W	20-19
12/09	at Vikings																	L	28-36
12/19	Titans																	W	19-13
12/26	at Chiefs	P	8	5	35	62.5	4.4	7.0	0	0	12	0/0	72.4	1	17	17	0	L	10-36
01/03	Browns																	W	26-14
2021 TOTALS		2-1	58	35	277	60.3	4.8	7.9	1	1	36	0/0	70.8	5	53	26	0	8-7-1	
+ - Overtime																			

2020 GAME-BY-GAME POSTSEASON STATISTICS (STEELERS)

		PASSING												RUSHING					
DATE	OPPONENT	P/S	ATT	CMP	YDS	PCT	Y/A	Y/C	TD	INT	LG	SK/YD	RATE	ATT	YDS	LG	TD	W/L	SCORE
01/10	Browns																	L	37-48
2020 TOTALS		0-0	0	0	0	0.0	0.0	0.0	0	0	0	0/0	0.0	0	0	0	0	0-1	



TEGRAY SCALES LINEBACKER

HEIGHT: 6-0 BIRTHPLACE Cincinnati, OH
WEIGHT: 227 HOW ACQUIRED: FA '20
COLLEGE: Indiana NFL EXPERIENCE: 1st year
BORN: May 10, 1996 (25)

TEGRAY SCALES' NFL REGULAR SEASON DEFENSIVE STATISTICS

DATE	TEAM	GP	GS	TACKLES							INTERCEPTIONS					O. FUMB			ST			MISC			
				TK	S	A	TFL	YDS	SK	YDS	QBH	NO	YDS	LG	TD	PD	FF	FR	TD	YDS	TK	S	A	FF	FR
2018	Rams	0	0	0	0	0	0	0	0	0	0	0	0	0	0	0	0	0	0	0	0	0	0	0	0
Went from L.A. Rams to Indianapolis.																									
2018	Colts	0	0	0	0	0	0	0	0	0	0	0	0	0	0	0	0	0	0	0	0	0	0	0	0
2018	TOTAL	0	0	0	0	0	0	0	0	0	0	0	0	0	0	0	0	0	0	0	0	0	0	0	0
2020	Steelers	4	0	0	0	0	0	0	0	0	0	0	0	0	0	0	0	0	0	0	0	0	0	0	0
NFL TOTALS		4	0	0	0	0	0	0	0	0	0	0	0	0	0	0	0	0	0	0	0	0	0	0	0

TEGRAY SCALES' NFL POSTSEASON DEFENSIVE STATISTICS

DATE	TEAM	GP	GS	TACKLES					QBH	INTERCEPTIONS					O. FUMB			ST			MISC			
				TK	S	A	TFL	YDS		SK	YDS	NO	YDS	LG	TD	PD	FF	FR	TD	YDS	TK	S	A	FF
2020	Steelers	0	0	0	0	0	0	0.0	0.0	0	0	0	0	0	0	0	0	0	0	0	0	0	0	0
NFL TOTALS		0	0	0	0	0	0	0.0	0.0	0	0	0	0	0	0	0	0	0	0	0	0	0	0	0

2021 GAME-BY-GAME REGULAR-SEASON STATISTICS (STEELERS/BROWNS)

DATE	OPPONENT	P/S	TACKLES						INTERCEPTIONS					O. FUMB			ST			MISC		W/L	SCORE				
			TK	S	A	SK	YDS	TFL	YDS	QBH	NO	YDS	LG	TD	PD	FF	FR	TD	YDS	TK	S			A	FF	FR	S
09/12	at Bills									NOT ON ANY TEAM															W	23-16	
09/19	Raiders									NOT ON ANY TEAM															L	17-26	
09/26	Bengals									NOT ON ANY TEAM															L	10-24	
10/03	at Packers									NOT ON ANY TEAM															L	17-27	
10/10	Broncos									NOT ON ANY TEAM															W	27-19	
10/17	Seahawks									NOT ON ANY TEAM															W	23-20+	
										Went from Steelers to Browns.																	
10/21	Broncos									NOT ON ROSTER															W	17-14	
										Went from Browns to Steelers.																	
										NOT ON ROSTER															W	15-10	
10/31	at Browns									NOT ON ANY TEAM															W	29-27	
11/08	Bears									NOT ON ANY TEAM															T	16-16	
11/14	Lions									NOT ON ANY TEAM															L	37-41	
11/21	at Chargers									NOT ON ANY TEAM															L	10-41	
11/28	at Bengals									NOT ON ANY TEAM															W	20-19	
12/05	Ravens									NOT ON ANY TEAM															L	28-36	
12/09	at Vikings									NOT ON ANY TEAM															W	19-13	
12/19	Titans									NOT ON ANY TEAM															L	10-36	
12/26	at Chiefs									NOT ON ANY TEAM															W	26-14	
01/03	Browns	P	0	0	0	0.0	0.0	0	0	0	0	0	0	0	0	0	0	0	0	0	0	0	0	0	W	26-14	
2021 TOTALS			1-0		0	0	0	0.0	0.0	0	0	0	0	0	0	0	0	0	0	0	0	0	0	0	9-7-1		
+ - Overtime																											

2020 GAME-BY-GAME REGULAR-SEASON STATISTICS (STEELERS)

DATE	OPPONENT	P/S	TACKLES							INTERCEPTIONS					O. FUMB			ST			MISC		W/L	SCORE					
			TK	S	A	SK	YDS	TFL	YDS	QBH	NO	YDS	LG	TD	PD	FF	FR	TD	YDS	TK	S	A			FF	FR	TD	YDS	TK
12/13	at Bills	P	0	0	0	0.0	0.0	0	0	0	0	0	0	0	0	0	0	0	0	0	0	0	0	0	0	0	0	L	15-26
12/21	at Bengals	P	0	0	0	0.0	0.0	0	0	0	0	0	0	0	0	0	0	0	0	0	0	0	0	0	0	0	0	L	17-27
12/27	Colts	P	0	0	0	0.0	0.0	0	0	0	0	0	0	0	0	0	0	0	0	0	0	0	0	0	0	0	0	W	28-24
01/03	at Browns	P	0	0	0	0.0	0.0	0	0	0	0	0	0	0	0	0	0	0	0	0	0	0	0	0	0	0	0	L	22-24
2020 TOTALS		4-0	0	0	0	0.0	0.0	0	0	0	0	0	0	0	0	0	0	0	0	0	0	0	0	0	0	0	0	1-3	

2018 GAME-BY-GAME REGULAR-SEASON STATISTICS (RAMS/COLTS)

DATE	OPPONENT	P/S	TACKLES					QBH	INTERCEPTIONS				O. FUMB			ST			MISC		W/L	SCORE			
			TK	S	A	SK	YDS		TFL	NO	YDS	LG	TD	PD	FF	FR	TD	YDS	TK	S			A	FF	FR
09/10	at Raiders																						W	33-13	
09/16	Cardinals																						W	34-0	
09/23	Chargers																						W	35-23	
09/27	Vikings																						W	38-31	
10/07	at Seahawks																						W	33-31	
10/14	at Broncos																						W	23-20	
10/21	at 49ers																						W	39-10	
10/28	Packers																						W	29-27	
11/04	at Saints																						L	35-45	
11/11	Seahawks																						W	36-31	
Went from Rams to Colts.																									
12/23	Giants																						W	28-27	
12/30	at Titans																						W	33-17	
2018 TOTALS			0	0	0	0.0	0.0	0	0	0	0	0	0	0	0	0	0	0	0	0	0	0	0	11-1	

2020 GAME-BY-GAME POSTSEASON STATISTICS (STEELERS)

			TACKLES								INTERCEPTIONS						O. FUMB				ST				MISC				
DATE	OPPONENT	P/S	TK	S	A	SK	YDS	TFL	YDS	QBH	NO	YDS	LG	TD	PD	FF	FR	TD	YDS	TK	S	A	FF	FR	S	A	W/L	SCORE	
01/10	Browns		DID NOT PLAY																									L	37-48
2020 TOTALS			0	0	0	0.0	0.0	0	0	0	0	0	0	0	0	0	0	0	0	0	0	0	0	0	0	0	0-1		



JOE SCHOBERT

(SHOW-*bert*)

LINEBACKER

HEIGHT: 6-1

BIRTHPLACE Waukesha, Wis.

WEIGHT: 240

HOW ACQUIRED: TR '21 (JAX)

COLLEGE: Wisconsin

NFL EXPERIENCE: 6th year

BORN: Nov. 6, 1993 (28)

REGULAR SEASON COMPARISON: DEFENSIVE - BALTIMORE RAVENS

DATE	OPP	W/L	GP/GS	TACKLES						MISC							
				TOT	SOLO	ASST	SACK	YDS.	INT	TFL	PD	QBH	TD	FF	FR		
9/18/16	CLV vs. BLT	L	S	1	1	0	0.0	0.0	0	0	0	0	0	0	0	0	
9/17/17	CLV @ BLT	L	S	5	3	2	0.0	0.0	0	0	0	2	0	0	0	0	
12/17/17	CLV vs. BLT	L	S	5	3	2	0.0	0.0	0	0	1	0	0	0	0	0	
10/7/18	CLV vs. BLT	W	S	9	5	4	0.0	0.0	0	0	2	0	0	1	0	0	
12/30/18	CLV @ BLT	L	S	13	10	3	0.0	0.0	0	0	0	0	0	0	0	0	
9/29/19	CLV @ BLT	W	S	16	9	7	1.0	10.0	0	2	0	1	0	0	0	0	
12/22/19	CLV vs. BLT	L	S	9	5	4	0.0	0.0	0	0	0	0	0	0	0	0	
12/20/20	JAX @ BLT	L	S	11	6	5	0.0	0.0	0	1	0	0	0	0	0	0	
12/5/21	PIT vs. BLT	W	S	7	6	1	0.0	0.0	0	0	1	0	0	0	0	0	
TOTALS		3/6	9/9	76	48	28	1.0	10.0	0	3	4	3	0	1	0	0	

JOE SCHOBERT'S NFL REGULAR SEASON DEFENSIVE STATISTICS


DATE	TEAM	GP	GS	TK	S	TACKLES			SK	YDS	QBH	INTERCEPTIONS			O. FUMB			ST			MISC				
						A	FL	YDS				NO	YDS	LG	TD	PD	FF	FR	TD	YDS	TK	S	A	FF	FR
2016	Browns	16	4	16	11	5	1	0.5	3.0	3	0	0	0	1	0	0	0	12	8	4	0	0	0		
2017	Browns	16	14	82	57	4	6	3.0	18.0	7	1	8	8	4	3	0	0	2	2	4	0	0	0		
2018	Browns	13	13	103	57	46	3	13	3.0	20.0	6	1	0	0	6	2	2	0	26	0	0	0	0	0	
2019	Browns	16	16	133	89	44	7	32	2.0	19.0	4	4	24	20	9	2	1	0	21	0	0	0	0	0	
2020	Jaguars	16	16	141	84	57	6	17	2.5	12.0	6	3	45	43	1	4	2	0	0	0	0	0	0	0	
2021	Steelers	15	15	108	66	42	2	1	0.0	0.0	1	1	23	23	0	6	1	0	0	0	0	0	0	0	
NFL TOTALS		92	80	643	392	251	23	70	11.0	72.0	27	10	100	43T	1	30	10	3	0	47	14	10	4	0	0

SINGLE-GAME HIGHS: DEFENSIVE

Total Tackles	16 at Baltimore Ravens, Sep 29, 2019 14 at Oakland Raiders, Sep 30, 2018	Tackles For Loss	2 vs. Pittsburgh Steelers, Nov 14, 2019 2 at Baltimore Ravens, Sep 29, 2019
Sacks	1.0 vs. Chicago Bears, Dec 27, 2020 1.0 at Minnesota Vikings, Dec 06, 2020 ...6 more at 1.0.	Interceptions	2 vs. Miami Dolphins, Nov 24, 2019 2 vs. Pittsburgh Steelers, Nov 14, 2019 43 at Minnesota Vikings, Dec 06, 2020
Passes Defensed	4 vs. Miami Dolphins, Nov 24, 2019 4 vs. Pittsburgh Steelers, Nov 14, 2019	Interception Return Yards	23 vs. Tennessee Titans, Dec 19, 2021
Forced Fumbles	1 at Cleveland Browns, Oct 31, 2021 1 vs. Chicago Bears, Dec 27, 2020 ...8 more at 1.	Special Teams Tackles	3 at Buffalo Bills, Dec 18, 2016 2 at Cincinnati Bengals, Oct 23, 2016
Fumble Recoveries	2 vs. Pittsburgh Steelers, Sep 09, 2018 1 vs. Los Angeles Rams, Sep 22, 2019	Longest Opponent's Fumble Return	26 vs. Pittsburgh Steelers, Sep 09, 2018 21 vs. Los Angeles Rams, Sep 22, 2019

2021 GAME-BY-GAME REGULAR-SEASON STATISTICS (STEELERS)

DATE	OPPONENT	P/S	TACKLES							INTERCEPTIONS					O. FUMB					ST					MISC					W/L	SCORE
			TK	S	A	SK	YDS	TFL	YDS	QBH	NO	YDS	LG	TD	PD	FF	FR	TD	YDS	TK	S	A	FF	FR	S	A	W/L	SCORE			
09/12	at Bills	S	6	2	4	0.0	0.0	0	0	0	0	0	0	0	0	0	0	0	0	0	0	0	0	0	W	23-16					
09/19	Raiders	S	10	6	4	0.0	0.0	0	0	0	0	0	2	0	0	0	0	0	0	0	0	0	0	0	L	17-26					
09/26	Bengals	S	5	4	1	0.0	0.0	0	0	0	0	0	0	0	0	0	0	0	0	0	0	0	0	0	L	10-24					
10/03	at Packers	S	8	5	3	0.0	0.0	0	0	0	0	0	1	0	0	0	0	0	0	0	0	0	0	0	L	17-27					
10/10	Broncos	S	5	3	2	0.0	0.0	0	0	0	0	0	1	0	0	0	0	0	0	0	0	0	0	0	W	27-19					
10/17	Seahawks	S	2	1	1	0.0	0.0	0	0	0	0	0	0	0	0	0	0	0	0	0	0	0	0	0	W	23-20+					
10/31	at Browns	S	9	6	3	0.0	0.0	0	0	0	0	0	0	1	0	0	0	0	0	0	0	0	0	0	W	15-10					
11/08	Bears	S	5	2	3	0.0	0.0	0	0	0	0	0	0	0	0	0	0	0	0	0	0	0	0	0	W	29-27					
11/14	Lions	S	13	8	5	0.0	0.0	1	0	0	0	0	0	0	0	0	0	0	0	0	0	0	0	0	T	16-16					
11/21	at Chargers	S	4	3	1	0.0	0.0	0	0	0	0	0	0	0	0	0	0	0	0	0	0	0	0	0	L	37-41					
11/28	at Bengals	S	10	8	2	0.0	0.0	0	0	0	0	0	0	0	0	0	0	0	0	0	0	0	0	0	L	10-41					
12/05	Ravens	S	7	6	1	0.0	0.0	0	0	0	0	0	1	0	0	0	0	0	0	0	0	0	0	0	W	20-19					
12/09	at Vikings	S	7	4	3	0.0	0.0	0	0	0	0	0	0	0	0	0	0	0	0	0	0	0	0	0	L	28-36					
12/19	Titans	S	7	4	3	0.0	0.0	0	0	1	1	23	23	0	1	0	0	0	0	0	0	0	0	0	W	19-13					
12/26	at Chiefs	S	10	4	6	0.0	0.0	1	1	0	0	0	0	0	0	0	0	0	0	0	0	0	0	0	L	10-36					
01/03	Browns																							W	26-14						
2021 TOTALS			15-15	108	66	42	0.0	0.0	2	1	1	1	23	23	0	6	1	0	0	0	0	0	0	0	0	8-7-1					
+ Overtime																															



BENNY SNELL JR.

RUNNING BACK

HEIGHT: 5-10 BIRTHPLACE: Columbus, OH

WEIGHT: 224 HOW ACQUIRED: D4 '19

COLLEGE: Kentucky NFL EXPERIENCE: 3rd year

BORN: Feb. 26, 1998 (23)

REGULAR SEASON COMPARISON: RECEIVING - BALTIMORE RAVENS

DATE	OPP	W/L	GP/GS	REC	YDS.	AVG.	TD	LG	TGTS	YAC
12/2/20	PIT vs. BLT	W	S	3	33	11.0	0	13	4	39
TOTALS		1/0	1/1	3	33	11.0	0	13	4	39

BENNY SNELL JR.'S NFL REGULAR SEASON RUSHING/RECEIVING STATISTICS

RUSHING														RECEIVING				
DATE	TEAM	GP	GS	NO.	YDS.	AVG.	LG	TD	NO.	YDS.	AVG.	LG	TD					
2019	Steelers	13	2	108	426	3.9	23	2	3	23	7.7	14	0					
2020	Steelers	16	3	111	368	3.3	30	4	10	61	6.1	14	0					
2021	Steelers	16	0	24	76	3.2	9	0	2	13	6.5	7	0					
NFL TOTALS		45	5	243	870	3.6	30	6	15	97	6.5	14	0					

BENNY SNELL JR.'S NFL POSTSEASON RUSHING/RECEIVING STATISTICS

RUSHING									RECEIVING				
DATE	TEAM	GP	GS	NO.	YDS.	AVG.	LG	TD	NO.	YDS.	AVG.	LG	TD
2020	Steelers	1	0	2	13	6.5	11	0	1	4	4.0	4	0
NFL TOTALS		1	0	2	13	6.5	11	0	1	4	4.0	4	0

BENNY SNELL JR.'S NFL REGULAR SEASON RETURN STATISTICS

KICKOFF RETURNS							PUNT RETURNS					
DATE	TEAM	RET.	YDS.	AVG.	LG	TD	NO.	FC	YDS.	AVG.	LG	TD
2019	Steelers	1	8	8.0	8	0	0	0	0	0.0	0	0
2020	Steelers	0	0	0.0	0	0	0	0	0	0.0	0	0
2021	Steelers	0	0	0.0	0	0	0	0	0	0.0	0	0
NFL TOTALS		1	8	8.0	8	0	0	0	0	0.0	0	0

BENNY SNELL JR.'S NFL POSTSEASON RETURN STATISTICS

KICKOFF RETURNS							PUNT RETURNS					
DATE	TEAM	RET.	YDS.	AVG.	LG	TD	NO.	FC	YDS.	AVG.	LG	TD
2020	Steelers	0	0	0.0	0	0	0	0	0	0.0	0	0
NFL TOTALS		0	0	0.0	0	0	0	0	0	0.0	0	0

SINGLE-GAME HIGHS: RUSHING/RECEIVING

Rush Attempts	21 at Cincinnati Bengals, Nov 24, 2019 19 at New York Giants, Sep 14, 2020	Kickoff Returns	1 at Baltimore Ravens, Dec 29, 2019
Rushing Yards	113 at New York Giants, Sep 14, 2020 98 at Cincinnati Bengals, Nov 24, 2019	Kickoff Return Yards	8 at Baltimore Ravens, Dec 29, 2019
Longest Runs	30 at New York Giants, Sep 14, 2020 29 at Cincinnati Bengals, Dec 21, 2020	Longest Kickoff Return	8 at Baltimore Ravens, Dec 29, 2019
Rushing TDs	1 at Cincinnati Bengals, Dec 21, 2020 1 at Jacksonville Jaguars, Nov 22, 2020 ...4 more at 1.	Special Teams Tackles	2 vs. Cleveland Browns, Jan 03, 2022 2 at Buffalo Bills, Dec 13, 2020
Receptions	3 at Cincinnati Bengals, Dec 21, 2020 3 vs. Baltimore Ravens, Dec 02, 2020	Miscellaneous Tackles	1 at Cleveland Browns, Jan 03, 2021
Receiving Yards	33 vs. Baltimore Ravens, Dec 02, 2020 23 at Cincinnati Bengals, Dec 21, 2020	Most TDs	1 at Cincinnati Bengals, Dec 21, 2020 1 at Jacksonville Jaguars, Nov 22, 2020 ...3 more at 1.
Longest Receptions	14 at Cincinnati Bengals, Dec 21, 2020 14 at Los Angeles Chargers, Oct 13, 2019	Rushing Average	6.0 at New York Giants, Sep 14, 2020 5.1 at Baltimore Ravens, Dec 29, 2019
All-Purpose Yards	113 at New York Giants, Sep 14, 2020 107 at Cincinnati Bengals, Dec 21, 2020		

SINGLE-GAME HIGHS - POSTSEASON: RUSHING/RECEIVING

Rush Attempts	2 vs. Cleveland Browns, Jan 10, 2021	Receiving Yards	4 vs. Cleveland Browns, Jan 10, 2021
Rushing Yards	13 vs. Cleveland Browns, Jan 10, 2021	Longest Receptions	4 vs. Cleveland Browns, Jan 10, 2021
Longest Runs	11 vs. Cleveland Browns, Jan 10, 2021	All-Purpose Yards	17 vs. Cleveland Browns, Jan 10, 2021
Receptions	1 vs. Cleveland Browns, Jan 10, 2021		

100-YARD RUSHING GAMES (1): REGULAR SEASON


DATE	TEAM	ATT.	YDS.	AVG.	LG	TD
09/14/20	at Giants	19	113	5.9	30	0

2021 GAME-BY-GAME REGULAR-SEASON STATISTICS (STEELERS)

			RUSHING					RECEIVING						
DATE	OPPONENT	P/S	NO.	YDS.	AVG.	LG	TD	NO.	YDS.	AVG.	LG	TD	W/L/T	SCORE
09/12	at Bills	P	0	0	0.0	0	0	0	0	0.0	0	0	W	23-16
09/19	Raiders	P	2	1	0.5	1	0	0	0	0.0	0	0	L	17-26
09/26	Bengals	P	0	0	0.0	0	0	0	0	0.0	0	0	L	10-24
10/03	at Packers	P	1	0	0.0	0	0	0	0	0.0	0	0	L	17-27
10/10	Broncos	P	5	20	4.0	9	0	0	0	0.0	0	0	W	27-19
10/17	Seahawks	P	0	0	0.0	0	0	0	0	0.0	0	0	W	23-20+
10/31	at Browns	P	0	0	0.0	0	0	1	7	7.0	7	0	W	15-10
11/08	Bears	P	2	6	3.0	5	0	0	0	0.0	0	0	W	29-27
11/14	Lions	P	1	4	4.0	4	0	0	0	0.0	0	0	T	16-16
11/21	at Chargers	P	2	7	3.5	4	0	0	0	0.0	0	0	L	37-41
11/28	at Bengals	P	2	5	2.5	4	0	0	0	0.0	0	0	L	10-41
12/05	Ravens	P	2	13	6.5	8	0	0	0	0.0	0	0	W	20-19
12/09	at Vikings	P	1	-2	-2.0	-2	0	0	0	0.0	0	0	L	28-36
12/19	Titans	P	0	0	0.0	0	0	0	0	0.0	0	0	W	19-13
12/26	at Chiefs	P	5	20	4.0	8	0	1	6	6.0	6	0	L	10-36
01/03	Browns	P	1	2	2.0	2	0	0	0	0.0	0	0	W	26-14
2021 TOTALS		16-0	24	76	3.2	9	0	2	13	6.5	7	0	8-7-1	
+ - Overtime														

2020 GAME-BY-GAME POSTSEASON STATISTICS (STEELERS)

			RUSHING					RECEIVING						
DATE	OPPONENT	P/S	NO.	YDS.	AVG.	LG	TD	NO.	YDS.	AVG.	LG	TD	W/L	SCORE
01/10	Browns	P	2	13	6.5	11	0	1	4	4.0	4	0	L	37-48
2020 TOTALS		1-0	2	13	6.5	11	0	1	4	4.0	4	0	0-1	



ROBERT SPILLANE

(Spill-LANE)

LINEBACKER

HEIGHT: 6-1

BIRTHPLACE Oak Park, IL

WEIGHT: 229

HOW ACQUIRED: FA '19

COLLEGE: Western Michigan

NFL EXPERIENCE: 3rd year

BORN: Dec. 14, 1995 (26)

REGULAR SEASON COMPARISON: DEFENSIVE - BALTIMORE RAVENS

DATE	OPP	W/L	GP/GS	TACKLES				ASST	SACK	YDS.	INT	TFL	PD	QBH	TD	MISC		
				TOT	SOLO											FF	FR	FR
12/29/19	PIT @ BLT	L	P	1	1			0	0.0	0.0		0	0	0		0	0	0
11/1/20	PIT @ BLT	W	S	11	10			1	0.0	0.0	1	1	2	0	1	0	0	1
12/2/20	PIT vs. BLT	W	S	6	6			0	0.0	0.0	0	0	0	0	0	0	0	0
TOTALS		2/1	3/2	18	17			1	0.0	0.0	1	1	2	0	1	0	0	1

ROBERT SPILLANE'S NFL REGULAR SEASON DEFENSIVE STATISTICS

DATE	TEAM	GP	GS	TACKLES							INTERCEPTIONS				O. FUMB				ST			MISC				
				TK	S	A	TFL	YDS	SK	YDS	QBH	NO	YDS	LG	TD	PD	FF	FR	TD	YDS	TK	S	A	FF	FR	S
2018	Titans	2	0	0	0	0	0	0	0.0	0.0	0.0	0	0	0	0	0	0	0	0	0	0	0	0	0	0	
2019	Titans	0	0	0	0	0	0	0	0.0	0.0	0.0	0	0	0	0	0	0	0	0	0	0	0	0	0	0	
Went from Tennessee to Pittsburgh.																										
2019	Steelers	8	0	1	1	0	0	0.0	0.0	0.0	0	0	0	0	0	0	0	0	10	7	3	0	0	0	0	
2019	TOTAL	8	0	1	1	0	0	0.0	0.0	0.0	0	0	0	0	0	0	0	0	10	7	3	0	0	0	0	
2020	Steelers	12	7	43	37	6	4	21	2.0	15.0	3	1	33	33	1	4	0	1	0	2	2	0	0	0	0	
2021	Steelers	13	3	41	20	21	2	4	0.0	0.0	0	0	0	0	0	0	0	0	10	5	5	0	0	0	0	
NFL TOTALS		35	10	85	58	27	6	25	2.0	15.0	3	1	33	33	1	4	0	1	0	22	14	8	0	0	0	0

ROBERT SPILLANE'S NFL POSTSEASON DEFENSIVE STATISTICS

		TACKLES										INTERCEPTIONS				O. FUMB			ST			MISC					
DATE	TEAM	GP	GS	TK	S	A	TFL	YDS	SK	YDS	QBH	NO	YDS	LG	TD	PD	FF	FR	TD	YDS	TK	S	A	FF	FR	S	A
2020	Steelers	1	1	9	6	3	0	0	0.0	0.0	0	0	0	0	0	0	0	0	0	0	0	0	0	0	0	0	0
NFL TOTALS		1	1	9	6	3	0	0	0.0	0.0	0	0	0	0	0	0	0	0	0	0	0	0	0	0	0	0	0

SINGLE-GAME HIGHS: DEFENSIVE

Total Tackles	13 at Kansas City Chiefs, Dec 26, 2021 11 at Baltimore Ravens, Nov 01, 2020	Tackles For Loss	1 vs. Las Vegas Raiders, Sep 19, 2021 1 vs. Washington Football Team, Dec 07, 2020 ...3 more at 1.
Sacks	1.0 vs. Washington, Dec 07, 2020 1.0 vs. Cincinnati Bengals, Nov 15, 2020	Interceptions	1 at Baltimore Ravens, Nov 01, 2020
Passes Defensed	2 vs. Washington, Dec 07, 2020 2 at Baltimore Ravens, Nov 01, 2020	Interception Return Yards	33 at Baltimore Ravens, Nov 01, 2020
Fumble Recoveries	1 at Baltimore Ravens, Nov 01, 2020	Special Teams Tackles	4 at Cincinnati Bengals, Nov 24, 2019 2 at Los Angeles Chargers, Nov 21, 2021 ...4 more at 2.

SINGLE-GAME HIGHS - POSTSEASON: DEFENSIVE

Total Tackles	9 vs. Cleveland Browns, Jan 10, 2021
---------------	--------------------------------------

2021 GAME-BY-GAME REGULAR-SEASON STATISTICS (STEELERS)

DATE	OPPONENT	P/S	TACKLES							INTERCEPTIONS				O. FUMB			ST			MISC		W/L	SCORE		
			TK	S	A	SK	YDS	TFL	YDS	QBH	NO	YDS	LG	TD	PD	FF	FR	TD	YDS	TK	S			A	FF
09/12	at Bills									ON INACTIVE LIST														W	23-16
09/19	Raiders	S	10	7	3	0.0	0.0	1	2	0	0	0	0	0	0	0	0	2	0	2	0	0	0	L	17-26
09/26	Bengals	P	0	0	0	0.0	0.0	0	0	0	0	0	0	0	0	0	0	0	0	0	0	0	0	L	10-24
10/03	at Packers	P	0	0	0	0.0	0.0	0	0	0	0	0	0	0	0	0	0	1	1	0	0	0	0	L	17-27
10/10	Broncos	P	2	1	1	0.0	0.0	0	0	0	0	0	0	0	0	0	0	0	0	0	0	0	0	W	27-19
10/17	Seahawks	P	2	0	2	0.0	0.0	0	0	0	0	0	0	0	0	0	0	1	1	0	0	0	0	W	23-20+
10/31	at Browns	P	1	0	1	0.0	0.0	0	0	0	0	0	0	0	0	0	0	1	1	0	0	0	0	W	15-10
11/08	Bears	P	0	0	0	0.0	0.0	0	0	0	0	0	0	0	0	0	0	0	0	0	0	0	0	W	29-27
11/14	Lions	P	0	0	0	0.0	0.0	0	0	0	0	0	0	0	0	0	0	2	1	1	0	0	0	T	16-16
11/21	at Chargers	P	1	1	0	0.0	0.0	0	0	0	0	0	0	0	0	0	0	2	1	1	0	0	0	L	37-41
11/28	at Bengals	P	1	1	0	0.0	0.0	0	0	0	0	0	0	0	0	0	0	0	0	0	0	0	0	L	10-41
12/05	Ravens									RESERVE/COVID-19														W	20-19
12/09	at Vikings									INACTIVE														L	28-36
12/19	Titans	P	3	1	2	0.0	0.0	0	0	0	0	0	0	0	0	0	0	1	0	1	0	0	0	W	19-13
12/26	at Chiefs	S	13	5	8	0.0	0.0	0	0	0	0	0	0	0	0	0	0	0	0	0	0	0	0	L	10-36
01/03	Browns	S	8	4	4	0.0	0.0	1	2	0	0	0	0	0	0	0	0	0	0	0	0	0	0	W	26-14
2021 TOTALS		13-3	41	20	21	0.0	0.0	2	4	0	0	0	0	0	0	0	0	10	5	5	0	0	0	8-7-1	
+ - Overtime																									

2020 GAME-BY-GAME POSTSEASON STATISTICS (STEELERS)

			TACKLES								INTERCEPTIONS					O. FUMB				ST				MISC				
DATE	OPPONENT	P/S	TK	S	A	SK	YDS	TFL	YDS	QBH	NO	YDS	LG	TD	PD	FF	FR	TD	YDS	TK	S	A	FF	FR	S	A	W/L	SCORE
01/10	Browns	S	9	6	3	0.0	0.0	0	0	0	0	0	0	0	0	0	0	0	0	0	0	0	0	0	0	0	L	37-48
2020 TOTALS		1-1	9	6	3	0.0	0.0	0	0	0	0	0	0	0	0	0	0	0	0	0	0	0	0	0	0	0	0-1	



20

CAMERON SUTTON

CORNERBACK

HEIGHT: 5-11 BIRTHPLACE Jonesboro, GA
WEIGHT: 188 HOW ACQUIRED: D3a '17
COLLEGE: Tennessee NFL EXPERIENCE: 5th year
BORN: Feb. 27, 1995 (26)

REGULAR SEASON COMPARISON: DEFENSIVE - BALTIMORE RAVENS

DATE	OPP	W/L	GP/GS	TACKLES				ASST	SACK	YDS.	INT	TFL	PD	QBH	TD	MISC		
				TOT	SOLO	TFL	YDS									FF	FR	
12/10/17	PIT vs. BLT	W	P	2	2	0	0	0	0.0	0.0	0	0	0	0	0	0	0	0
9/30/18	PIT vs. BLT	L	P	3	3	0	0	0	0.0	0.0	0	0	0	0	0	0	0	0
10/6/19	PIT vs. BLT	L	P	0	0	0	0	0	0.0	0.0	0	0	1	0	0	0	0	0
12/29/19	PIT @ BLT	L	P	1	1	0	0	0	0.0	0.0	0	0	0	0	0	0	0	0
11/1/20	PIT @ BLT	W	P	2	2	0	0	0	0.0	0.0	0	0	0	0	0	1	0	0
12/2/20	PIT vs. BLT	W	P	1	1	0	0	0	0.0	0.0	0	0	0	0	0	0	0	0
12/5/21	PIT vs. BLT	W	S	4	4	0	0	0	0.0	0.0	0	0	0	0	0	0	0	0
TOTALS		4/3	7/1	13	13	0	0.0	0.0	0	0.0	0	0	1	0	0	1	0	0

CAMERON SUTTON'S NFL REGULAR SEASON DEFENSIVE STATISTICS

DATE	TEAM	GP	GS	TACKLES							INTERCEPTIONS					O. FUMB				ST			MISC				
				TK	S	A	TFL	SK	YDS	QBH	NO	YDS	LG	TD	PD	FF	FR	TD	YDS	TK	S	A	FF	FR	S	A	
2017	Steelers	5	1	5	4	1	0	0	0.0	0.0	0	0	0	0	1	0	0	0	0	0	0	0	0	0	0		
2018	Steelers	15	1	19	18	1	0	0	0.0	0.0	2	1	0	0	3	0	0	0	0	3	2	1	1	0	0	0	
2019	Steelers	16	0	16	13	3	2	2	1.0	1.0	1	1	26	26	0	5	0	0	0	0	0	0	0	0	0	0	
2020	Steelers	16	6	29	26	3	1	4	1.0	0.0	0	1	0	0	8	3	1	0	0	1	1	0	0	0	0	0	
2021	Steelers	15	15	47	39	8	4	13	0.0	0.0	0	1	4	4	0	5	1	0	0	0	0	0	0	0	0	0	
NFL TOTALS		67	23	116	100	16	7	19	2.0	1.0	3	4	30	26	0	22	4	1	0	0	4	3	1	1	0	0	0

CAMERON SUTTON'S NFL POSTSEASON DEFENSIVE STATISTICS

DATE	TEAM	GP	GS	TACKLES							QBH	INTERCEPTIONS				O. FUMB				ST				MISC	
				TK	S	A	TFL	YDS	SK	YDS		NO	YDS	LG	TD	PD	FF	FR	TD	YDS	TK	S	A	FF	FR
2017	Steelers	1	0	0	0	0	0	0	0.0	0.0	0	0	0	0	0	0	0	0	0	0	0	0	0	0	
2020	Steelers	1	1	2	2	0	0	0	0.0	0.0	0	0	0	0	1	0	0	0	0	0	0	0	0	0	
NFL TOTALS		2	1	2	2	0	0	0	0.0	0.0	0	0	0	0	1	0	0	0	0	0	0	0	0	0	

SINGLE-GAME HIGHS: DEFENSIVE

Total Tackles	10 at Los Angeles Chargers, Nov 21, 2021 5 at Buffalo Bills, Sep 12, 2021 ...1 more at 5.	Tackles For Loss	2 at Buffalo Bills, Sep 12, 2021 1 at Los Angeles Chargers, Nov 21, 2021 ...4 more at 1.
Sacks	1.0 at Cleveland Browns, Oct 18, 2020 1.0 vs. Cleveland Browns, Dec 01, 2019	Interceptions	1 at Los Angeles Chargers, Nov 21, 2021 1 vs. Cleveland Browns, Oct 18, 2020 ...2 more at 1.
Passes Defensed	3 at Los Angeles Chargers, Oct 13, 2019 2 at Buffalo Bills, Sep 12, 2021 ...3 more at 2.	Interception Return Yards	26 at Los Angeles Chargers, Oct 13, 2019 4 at Los Angeles Chargers, Nov 21, 2021
Forced Fumbles	1 vs. Tennessee Titans, Dec 19, 2021 1 vs. Cincinnati Bengals, Nov 15, 2020 ...2 more at 1.	Special Teams Tackles	1 at Dallas Cowboys, Nov 08, 2020 1 vs. Cincinnati Bengals, Dec 30, 2018 ...2 more at 1.
Fumble Recoveries	1 at Buffalo Bills, Dec 13, 2020	Special Teams Forced Fumbles	1 vs. Kansas City Chiefs, Sep 16, 2018

SINGLE-GAME HIGHS - POSTSEASON: DEFENSIVE

Total Tackles	2 vs. Cleveland Browns, Jan 10, 2021	Passes Defensed	1 vs. Cleveland Browns, Jan 10, 2021
---------------	--------------------------------------	-----------------	--------------------------------------

2021 GAME-BY-GAME REGULAR-SEASON STATISTICS (STEELERS)

DATE	OPPONENT	P/S	TACKLES							INTERCEPTIONS					O. FUMB			ST				MISC		W/L	SCORE				
			TK	S	A	SK	YDS	TFL	YDS	QBH	NO	YDS	LG	TD	PD	FF	FR	TD	YDS	TK	S	A	FF			FR	S	A	
09/12	at Bills	S	5	5	0	0.0	0.0	2	9	0	0	0	0	0	2	0	0	0	0	0	0	0	0	0	0	W	23-16		
09/19	Raiders	S	3	2	1	0.0	0.0	0	0	0	0	0	0	0	0	0	0	0	0	0	0	0	0	0	0	L	17-26		
09/26	Bengals	S	2	2	0	0.0	0.0	0	0	0	0	0	0	0	0	0	0	0	0	0	0	0	0	0	0	L	10-24		
10/03	at Packers	S	1	1	0	0.0	0.0	0	0	0	0	0	0	0	1	0	0	0	0	0	0	0	0	0	0	L	17-27		
10/10	Broncos		ON INACTIVE LIST																									W	27-19
10/17	Seahawks	S	3	2	1	0.0	0.0	0	0	0	0	0	0	0	0	0	0	0	0	0	0	0	0	0	0	W	23-20+		
10/31	at Browns	S	3	3	0	0.0	0.0	1	2	0	0	0	0	0	0	0	0	0	0	0	0	0	0	0	0	W	15-10		
11/08	Bears	S	3	3	0	0.0	0.0	0	0	0	0	0	0	0	0	0	0	0	0	0	0	0	0	0	0	W	29-27		
11/14	Lions	S	0	0	0	0.0	0.0	0	0	0	0	0	0	0	0	0	0	0	0	0	0	0	0	0	0	T	16-16		
11/21	at Chargers	S	10	7	3	0.0	0.0	1	2	0	1	4	4	0	1	0	0	0	0	0	0	0	0	0	0	L	37-41		
11/28	at Bengals	S	4	3	1	0.0	0.0	0	0	0	0	0	0	0	0	0	0	0	0	0	0	0	0	0	0	L	10-41		
12/05	Ravens	S	4	4	0	0.0	0.0	0	0	0	0	0	0	0	0	0	0	0	0	0	0	0	0	0	0	W	20-19		
12/09	at Vikings	S	4	4	0	0.0	0.0	0	0	0	0	0	0	0	1	0	0	0	0	0	0	0	0	0	0	L	28-36		
12/19	Titans	S	3	2	1	0.0	0.0	0	0	0	0	0	0	0	0	1	0	0	0	0	0	0	0	0	0	W	19-13		
12/26	at Chiefs	S	0	0	0	0.0	0.0	0	0	0	0	0	0	0	0	0	0	0	0	0	0	0	0	0	0	L	10-36		
01/03	Browns	S	2	1	1	0.0	0.0	0	0	0	0	0	0	0	0	0	0	0	0	0	0	0	0	0	0	W	26-14		
2021 TOTALS			15-15	47	39	8	0.0	0.0	4	13	0	1	4	4	0	5	1	0	0	0	0	0	0	0	0	8-7-1			
+ - Overtime																													

2020 GAME-BY-GAME POSTSEASON STATISTICS (STEELERS)

			TACKLES							INTERCEPTIONS					O. FUMB			ST			MISC							
DATE	OPPONENT	P/S	TK	S	A	SK	YDS	TFL	YDS	QBH	NO	YDS	LG	TD	PD	FF	FR	TD	YDS	TK	S	A	FF	FR	S	A	W/L	SCORE
01/10	Browns	S	2	2	0	0.0	0.0	0	0	0	0	0	0	0	1	0	0	0	0	0	0	0	0	0	0	0	L	37-48
2020 TOTALS		1-1	2	2	0	0.0	0.0	0	0	0	0	0	0	0	1	0	0	0	0	0	0	0	0	0	0	0	0-1	

2017 GAME-BY-GAME POSTSEASON STATISTICS (STEELERS)

DATE	OPPONENT	P/S	TACKLES							INTERCEPTIONS					O. FUMB			ST				MISC		W/L	SCORE	
			TK	S	A	SK	YDS	TFL	YDS	QBH	NO	YDS	LG	TD	PD	FF	FR	TD	YDS	TK	S	A	FF			FR
01/14	Jaguars	P	0	0	0	0.0	0.0	0	0	0	0	0	0	0	0	0	0	0	0	0	0	0	0	0	L	42-45
2017 TOTALS			1-0	0	0	0	0.0	0.0	0	0	0	0	0	0	0	0	0	0	0	0	0	0	0	0	0-1	



51

TRAI TURNER

GUARD

HEIGHT: 6-3

WEIGHT: 315

COLLEGE: Louisiana State

BORN: Jun. 14, 1993 (28)

BIRTHPLACE: New Orleans, LA

HOW ACQUIRED: FA '21

NFL EXPERIENCE: 8th year

15

16

17

18

19

TRAI TURNER'S NFL REGULAR SEASON STATISTICS

DATE	TEAM	GP	GS
2014	Panthers	13	9
2015	Panthers	16	16
2016	Panthers	16	16
2017	Panthers	13	13
2018	Panthers	13	13
2019	Panthers	13	13
2020	Chargers	9	9
2021	Steelers	16	16
NFL TOTALS		109	105

TRAI TURNER'S NFL POSTSEASON STATISTICS

DATE	TEAM	GP	GS
2014	Panthers	2	2
2015	Panthers	3	3
2017	Panthers	1	1
NFL TOTALS		6	6

2021 GAME-BY-GAME REGULAR-SEASON STATISTICS (STEELERS)

DATE	OPPONENT	P/S	W/L/T	SCORE
09/12	at Bills	S	W	23-16
09/19	Raiders	S	L	17-26
09/26	Bengals	S	L	10-24
10/03	at Packers	S	L	17-27
10/10	Broncos	S	W	27-19
10/17	Seahawks	S	W	23-20+
10/31	at Browns	S	W	15-10
11/08	Bears	S	W	29-27
11/14	Lions	S	T	16-16
11/21	at Chargers	S	L	37-41
11/28	at Bengals	S	L	10-41
12/05	Ravens	S	W	20-19
12/09	at Vikings	S	L	28-36
12/19	Titans	S	W	19-13
12/26	at Chiefs	S	L	10-36
01/03	Browns	S	W	26-14
2021 TOTALS		16-16	8-7-1	
+ - Overtime				

2017 GAME-BY-GAME POSTSEASON STATISTICS (PANTHERS)


DATE	OPPONENT	P/S	W/L	SCORE
01/07	at Saints	S	L	26-31
2017 TOTALS		1-1	0-1	

2015 GAME-BY-GAME POSTSEASON STATISTICS (PANTHERS)

DATE	OPPONENT	P/S	W/L	SCORE
01/17	Seahawks	S	W	31-24
01/24	Cardinals	S	W	49-15
02/07	at Broncos	S	L	10-24
2015 TOTALS		3-3	2-1	

2014 GAME-BY-GAME POSTSEASON STATISTICS (PANTHERS)

DATE	OPPONENT	P/S	W/L	SCORE
01/03	Cardinals	S	W	27-16
01/10	at Seahawks	S	L	17-31
2014 TOTALS		2-2	1-1	



48

DERREK TUSZKA

(TUS-skuh)

OUTSIDE LINEBACKER

HEIGHT: 6-5

BIRTHPLACE Warner, S.D.

WEIGHT: 246

HOW ACQUIRED: D7b '20

COLLEGE: North Dakota State

NFL EXPERIENCE: 2nd year

BORN: Jul. 11, 1996 (25)

REGULAR SEASON COMPARISON: DEFENSIVE - BALTIMORE RAVENS

DATE	OPP	W/L	GP/PS	TACKLES				ASST	SACK	YDS.	INT	TFL	PD	QBH	TD	MISC	
				TOT	SOLO	TFL	YDS									FF	FR
12/5/21	PIT vs. BLT	W	P	2	1			1	0.0	0.0	0	0	0	0	0	0	0
TOTALS		1/0	1/0	2	1			1	0.0	0.0	0	0	0	0	0	0	0

DERREK TUSZKA'S NFL REGULAR SEASON DEFENSIVE STATISTICS

TACKLES										INTERCEPTIONS						O. FUMB				ST				MISC				
DATE	TEAM	GP	GS	TK	S	A	TFL	YDS	SK	YDS	QBH	NO	YDS	LG	TD	PD	FF	FR	TD	YDS	TK	S	A	FF	FR	S	A	
2020	Broncos	9	0	2	1	1	1	15	0.0	0.0	0	0	0	0	0	0	0	0	0	0	4	3	1	0	0	0	0	0
2021	Steelers	14	0	16	7	9	1	5	2.0	13.0	2	0	0	0	0	0	1	0	0	0	2	2	0	0	0	0	0	0
NFL TOTALS		23	0	18	8	10	2	20	2.0	13.0	2	0	0	0	0	0	1	0	0	0	6	5	1	0	0	0	0	0

SINGLE-GAME HIGHS: DEFENSIVE

- Total Tackles

3 vs. Tennessee Titans, Dec 19, 2021

2 vs. Cleveland Browns, Jan 03, 2022

...4 more at 2.
- Sacks

1.0 vs. Cleveland Browns, Jan 03, 2022

1.0 vs. Tennessee Titans, Dec 19, 2021

Forced Fumbles

1 vs. Tennessee Titans, Dec 19, 2021
- Tackles For Loss

1 vs. Cleveland Browns, Jan 03, 2022

Special Teams Tackles


1 vs. Buffalo Bills, Dec 19, 2020

1 at Carolina Panthers, Dec 13, 2020

...2 more at 1.

2021 GAME-BY-GAME REGULAR-SEASON STATISTICS (STEELERS)

DATE	OPPONENT	P/S	TACKLES							INTERCEPTIONS					O. FUMB			ST			MISC		W/L	SCORE			
			TK	S	A	SK	YDS	TFL	YDS	QBH	NO	YDS	LG	TD	PD	FF	FR	TD	YDS	TK	S	A			FF	FR	S
09/12	at Bills										PRACTICE SQUAD															W	23-16
09/19	Raiders										PRACTICE SQUAD															L	17-26
09/26	Bengals										PRACTICE SQUAD															L	10-24
10/03	at Packers	P	0	0	0	0.0	0.0	0	0	0	0	0	0	0	0	0	0	0	0	0	0	0	0	0	L	17-27	
10/10	Broncos	P	0	0	0	0.0	0.0	0	0	0	0	0	0	0	0	0	0	0	1	1	0	0	0	0	W	27-19	
10/17	Seahawks	P	0	0	0	0.0	0.0	0	0	0	0	0	0	0	0	0	0	0	0	0	0	0	0	W	23-20+		
10/31	at Browns	P	1	1	0	0.0	0.0	0	0	0	0	0	0	0	0	0	0	0	0	0	0	0	0	W	15-10		
11/08	Bears	P	0	0	0	0.0	0.0	0	0	0	0	0	0	0	0	0	0	0	0	0	0	0	0	W	29-27		
11/14	Lions	P	0	0	0	0.0	0.0	0	0	0	0	0	0	0	0	0	0	0	0	0	0	0	0	T	16-16		
11/21	at Chargers	P	1	1	0	0.0	0.0	0	0	0	0	0	0	0	0	0	0	0	0	0	0	0	0	L	37-41		
11/28	at Bengals	P	2	0	2	0.0	0.0	0	0	1	0	0	0	0	0	0	0	0	0	0	0	0	0	L	10-41		
12/05	Ravens	P	2	1	1	0.0	0.0	0	0	0	0	0	0	0	0	0	0	0	0	0	0	0	0	W	20-19		
12/09	at Vikings	P	2	0	2	0.0	0.0	0	0	0	0	0	0	0	0	0	0	0	0	0	0	0	0	L	28-36		
12/19	Titans	P	3	1	2	1.0	8.0	0	0	0	0	0	0	0	1	0	0	0	0	0	0	0	0	W	19-13		
12/26	at Chiefs	P	1	0	1	0.0	0.0	0	0	0	0	0	0	0	0	0	0	0	1	1	0	0	0	L	10-36		
01/03	Browns	P	2	2	0	1.0	5.0	1	5	1	0	0	0	0	0	0	0	0	0	0	0	0	0	W	26-14		
2021 TOTALS		13-0	14	6	8	2.0	13.0	1	5	2	0	0	0	0	1	0	0	0	2	2	0	0	0	0	8-7-1		
+ - Overtime																											



10

CORLISS WAITMAN

PUNTER

HEIGHT: 6-2

WEIGHT: 210

COLLEGE: South Alabama

BORN: Dec. 31, 1969 (52)

HOW ACQUIRED: UDFA '20

NFL EXPERIENCE: R

SINGLE-GAME HIGHS: PUNTER

Punts	5 at Pittsburgh Steelers, Jan 03, 2022	Net Punting Yards	215 at Pittsburgh Steelers, Jan 03, 2022
	2 at Kansas City Chiefs, Dec 26, 2021		83 at Kansas City Chiefs, Dec 26, 2021
Gross Punting Yards	244 at Pittsburgh Steelers, Jan 03, 2022	Net Punting Avg	43.0 at Pittsburgh Steelers, Jan 03, 2022
	121 at Kansas City Chiefs, Dec 26, 2021		41.5 at Kansas City Chiefs, Dec 26, 2021
Gross Punting Avg	60.5 at Kansas City Chiefs, Dec 26, 2021	Longest Punts	63 at Kansas City Chiefs, Dec 26, 2021
	48.8 at Pittsburgh Steelers, Jan 03, 2022		

2020 GAME-BY-GAME REGULAR-SEASON STATISTICS (STEELERS)

DATE	OPPONENT	NO.	YDS.	AVG.	OPP. RET.	YDS.	NET YDS.	AVG	TB	IN20	LG	BK	W/L	SCORE
09/14	at Giants					PRACTICE SQUAD							W	26-16
09/27	Texans					PRACTICE SQUAD							W	28-21
10/11	Eagles					PRACTICE SQUAD							W	38-29
10/18	Browns					PRACTICE SQUAD							W	38-7
10/25	at Titans					PRACTICE SQUAD							W	27-24
11/01	at Ravens					PRACTICE SQUAD							W	28-24
11/08	at Cowboys					PRACTICE SQUAD							W	24-19
11/15	Bengals					PRACTICE SQUAD							W	36-10
11/22	at Jaguars					PRACTICE SQUAD							W	27-3
12/02	Ravens					PRACTICE SQUAD							W	19-14
12/07	Washington					PRACTICE SQUAD							L	17-23
12/13	at Bills					PRACTICE SQUAD							L	15-26
12/21	at Bengals					PRACTICE SQUAD							L	17-27
12/27	Colts					PRACTICE SQUAD							W	28-24
01/03	at Browns					PRACTICE SQUAD							L	22-24
2020 TOTALS		0	0	0	0.0	0	0	0.0	0	0	0	0	11-4	

2020 GAME-BY-GAME POSTSEASON STATISTICS (STEELERS)

DATE	OPPONENT	NO.	YDS.	AVG.	OPP. RET.	YDS.	NET YDS.	AVG	TB	IN20	LG	BK	W/L	SCORE
01/10	Browns					PRACTICE SQUAD							L	37-48
2020 TOTALS		0	0	0	0.0	0	0	0.0	0	0	0	0	0-1	



JAMES WASHINGTON

WIDE RECEIVER

HEIGHT: 5-11 BIRTHPLACE: Stamford, TX
WEIGHT: 213 HOW ACQUIRED: D2 '18
COLLEGE: Oklahoma State NFL EXPERIENCE: 4th year
BORN: Apr. 2, 1996 (25)

REGULAR SEASON COMPARISON: RECEIVING - BALTIMORE RAVENS

DATE	OPP	W/L	GP/GS	REC	YDS.	AVG.	TD	LG	TGTS	YAC
9/30/18	PIT vs. BLT	L	S	2	10	5.0	0	6	4	8
11/4/18	PIT @ BLT	W	P	2	17	8.5	0	9	5	3
10/6/19	PIT vs. BLT	L	S	3	52	17.3	0	26	6	17
12/29/19	PIT @ BLT	L	S	0	0	0	0	0	3	0
11/1/20	PIT @ BLT	W	P	0	0	0	0	0	1	0
12/2/20	PIT vs. BLT	W	P	2	19	9.5	0	16	3	3
12/5/21	PIT vs. BLT	W	P	0	0	0	0	0	1	0
TOTALS		4/3	7/3	9	98	10.9	0	26	23	31

JAMES WASHINGTON'S NFL REGULAR SEASON RUSHING/RECEIVING STATISTICS

RECEIVING											RUSHING				
DATE	TEAM	GP	GS	NO.	YDS.	AVG.	LG	TD	NO.	YDS.	AVG.	LG	TD		
2018	Steelers	14	6	16	217	13.6	47	1	0	0	0.0	0	0		
2019	Steelers	15	10	44	735	16.7	79t	3	0	0	0.0	0	0		
2020	Steelers	16	7	30	392	13.1	50t	5	0	0	0.0	0	0		
2021	Steelers	15	2	24	285	11.9	42	2	2	13	6.5	12	0		
NFL TOTALS		60	25	114	1,629	14.3	79T	11	2	13	6.5	12	0		

JAMES WASHINGTON'S NFL POSTSEASON RUSHING/RECEIVING STATISTICS

RECEIVING											RUSHING				
DATE	TEAM	GP	GS	NO.	YDS.	AVG.	LG	TD	NO.	YDS.	AVG.	LG	TD		
2020	Steelers	1	0	5	72	14.4	27	0	0	0	0.0	0	0		
NFL TOTALS		1	0	5	72	14.4	27	0	0	0	0.0	0	0		

JAMES WASHINGTON'S NFL REGULAR SEASON RETURN STATISTICS

KICKOFF RETURNS									PUNT RETURNS						
DATE	TEAM	RET.	YDS.	AVG.	LG	TD	NO.	FC	YDS.	AVG.	LG	TD			
2018	Steelers	0	0	0.0	0	0	0	0	0	0.0	0	0			
2019	Steelers	0	0	0.0	0	0	0	0	0	0.0	0	0			
2020	Steelers	0	0	0.0	0	0	0	0	0	0.0	0	0			
2021	Steelers	0	0	0.0	0	0	0	0	0	0.0	0	0			
NFL TOTALS		0	0	0.0	0	0	0	0	0	0.0	0	0			

JAMES WASHINGTON'S NFL POSTSEASON RETURN STATISTICS

KICKOFF RETURNS									PUNT RETURNS						
DATE	TEAM	RET.	YDS.	AVG.	LG	TD	NO.	FC	YDS.	AVG.	LG	TD			
2020	Steelers	0	0	0.0	0	0	0	0	0	0.0	0	0			
NFL TOTALS		0	0	0.0	0	0	0	0	0	0.0	0	0			

SINGLE-GAME HIGHS: RUSHING/RECEIVING

Rush Attempts 2 vs. Chicago Bears, Nov 08, 2021
Rushing Yards 13 vs. Chicago Bears, Nov 08, 2021
Longest Runs 12 vs. Chicago Bears, Nov 08, 2021
 1 vs. Chicago Bears, Nov 08, 2021
Receptions 6 vs. Los Angeles Rams, Nov 10, 2019
 5 vs. Houston Texans, Sep 27, 2020
 ...2 more at 5.
Receiving Yards 111 vs. Cleveland Browns, Dec 01, 2019
 98 at Cincinnati Bengals, Nov 24, 2019
Longest Receptions 79t at Cincinnati Bengals, Nov 24, 2019
 50t vs. Washington Football Team, Dec 07, 2020

Receiving TDs 1 at Minnesota Vikings, Dec 09, 2021
 1 vs. Detroit Lions, Nov 14, 2021
 ...9 more at 1.
All-Purpose Yards 111 vs. Cleveland Browns, Dec 01, 2019
 98 at Cincinnati Bengals, Nov 24, 2019
Special Teams Tackles 1 at Baltimore Ravens, Nov 04, 2018
Miscellaneous Tackles 1 at Buffalo Bills, Dec 13, 2020
 1 vs. Buffalo Bills, Dec 15, 2019
 ...1 more at 1.
Most TDs 1 at Minnesota Vikings, Dec 09, 2021
 1 vs. Detroit Lions, Nov 14, 2021
 ...9 more at 1.
Receiving Average 32.7 at Cincinnati Bengals, Nov 24, 2019
 27.8 vs. Cleveland Browns, Dec 01, 2019

SINGLE-GAME HIGHS - POSTSEASON: RECEIVING

Receptions	5 vs. Cleveland Browns, Jan 10, 2021	Longest Receptions	27 vs. Cleveland Browns, Jan 10, 2021
Receiving Yards	72 vs. Cleveland Browns, Jan 10, 2021		17 vs. Cleveland Browns, Jan 10, 2021
			14 vs. Cleveland Browns, Jan 10, 2021
			10 vs. Cleveland Browns, Jan 10, 2021
			4 vs. Cleveland Browns, Jan 10, 2021
		All-Purpose Yards	72 vs. Cleveland Browns, Jan 10, 2021

100-YARD RECEIVING GAMES (1): REGULAR SEASON


DATE	TEAM	NO.	YDS.	AVG.	LG	TD
12/01/19	BROWNS	4	111	27.8	44	1

2021 GAME-BY-GAME REGULAR-SEASON STATISTICS (STEELERS)

		RECEIVING					RUSHING							
DATE	OPPONENT	P/S	NO.	YDS.	AVG.	LG	TD	NO.	YDS.	AVG.	LG	TD	W/L/T	SCORE
09/12	at Bills	P	2	10	5.0	9	0	0	0	0.0	0	0	W	23-16
09/19	Raiders	P	0	0	0.0	0	0	0	0	0.0	0	0	L	17-26
09/26	Bengals	S	3	20	6.7	8	0	0	0	0.0	0	0	L	10-24
10/03	at Packers	P	4	69	17.3	30	0	0	0	0.0	0	0	L	17-27
10/10	Broncos							ON INACTIVE LIST					W	27-19
10/17	Seahawks	P	1	9	9.0	9	0	0	0	0.0	0	0	W	23-20+
10/31	at Browns	P	1	4	4.0	4	0	0	0	0.0	0	0	W	15-10
11/08	Bears	P	1	42	42.0	42	0	2	13	6.5	12	0	W	29-27
11/14	Lions	S	2	15	7.5	9t	1	0	0	0.0	0	0	T	16-16
11/21	at Chargers	P	2	12	6.0	7	0	0	0	0.0	0	0	L	37-41
11/28	at Bengals	P	1	3	3.0	3	0	0	0	0.0	0	0	L	10-41
12/05	Ravens	P	0	0	0.0	0	0	0	0	0.0	0	0	W	20-19
12/09	at Vikings	P	4	65	16.3	30t	1	0	0	0.0	0	0	L	28-36
12/19	Titans	P	3	36	12.0	19	0	0	0	0.0	0	0	W	19-13
12/26	at Chiefs	P	0	0	0.0	0	0	0	0	0.0	0	0	L	10-36
01/03	Browns	P	0	0	0.0	0	0	0	0	0.0	0	0	W	26-14
2021 TOTALS		15-2	24	285	11.9	42	2	2	13	6.5	12	0	8-7-1	
+ - Overtime														

2020 GAME-BY-GAME POSTSEASON STATISTICS (STEELERS)

			RECEIVING					RUSHING						
DATE	OPPONENT	P/S	NO.	YDS.	AVG.	LG	TD	NO.	YDS.	AVG.	LG	TD	W/L	SCORE
01/10	Browns	P	5	72	14.4	27	0	0	0	0.0	0	0	L	37-48
2020 TOTALS		1-0	5	72	14.4	27	0	0	0	0.0	0	0	0-1	



44

DEREK WATT

FULLBACK

HEIGHT: 6-2 BIRTHPLACE Pewaukee, WI
WEIGHT: 234 HOW ACQUIRED: UFA '20
COLLEGE: Wisconsin NFL EXPERIENCE: 6th year
BORN: Nov. 7, 1992 (29)

POSTSEASON COMPARISON: RECEIVING - BALTIMORE RAVENS

DATE	OPP	W/L	GP/GS	REC	YDS.	AVG.	TD	LG	TGTS	YAC
1/6/19	LAC @ BLT	W	P	1	1	1.0	0	1	1	0
TOTALS		1/0	1/0	1	1	1.0	0	1	1	0

DEREK WATT'S NFL REGULAR SEASON RUSHING/RECEIVING STATISTICS													
DATE	TEAM	GP	GS	RUSHING					RECEIVING				
				NO.	YDS.	AVG.	LG	TD	NO.	YDS.	AVG.	LG	TD
2016	Chargers	16	2	2	4	2.0	2	0	4	83	20.8	53	0
2017	Chargers	16	4	6	24	4.0	17	0	2	35	17.5	23	0
2018	Chargers	16	5	4	11	2.8	8	0	1	2	2.0	2	0
2019	Chargers	16	2	7	10	1.4	3	1	3	32	10.7	21	0
2020	Steelers	12	0	0	0	0.0	0	0	0	0	0.0	0	0
2021	Steelers	16	3	1	1	1.0	1	0	3	15	5.0	9	0
NFL TOTALS		92	16	20	50	2.5	17	1	13	167	12.8	53	0

DEREK WATT'S NFL POSTSEASON RUSHING/RECEIVING STATISTICS													
DATE	TEAM	RUSHING							RECEIVING				
		GP	GS	NO.	YDS.	AVG.	LG	TD	NO.	YDS.	AVG.	LG	TD
2018	Chargers	2	0	0	0	0.0	0	0	1	1	1.0	1	0
2020	Steelers	1	0	2	2	1.0	2	0	0	0	0.0	0	0
NFL TOTALS		3	0	2	2	1.0	2	0	1	1	1.0	1	0

DEREK WATT'S NFL REGULAR SEASON RETURN STATISTICS												
DATE	TEAM	RET.	YDS.	AVG.	LG	TD	PUNT RETURNS					TD
							NO.	FC	YDS.	AVG.	LG	
2016	Chargers	0	0	0.0	0	0	0	0	0	0.0	0	0
2017	Chargers	0	0	0.0	0	0	0	0	0	0.0	0	0
2018	Chargers	0	0	0.0	0	0	0	0	0	0.0	0	0
2019	Chargers	0	0	0.0	0	0	0	0	0	0.0	0	0
2020	Steelers	0	0	0.0	0	0	0	0	0	0.0	0	0
2021	Steelers	0	0	0.0	0	0	0	0	0	0.0	0	0
NFL TOTALS		0	0	0.0	0	0	0	0	0	0.0	0	0

DEREK WATT'S NFL POSTSEASON RETURN STATISTICS												
DATE	TEAM	RET.	YDS.	AVG.	LG	TD	PUNT RETURNS					TD
							NO.	FC	YDS.	AVG.	LG	
2018	Chargers	0	0	0.0	0	0	0	0	0	0.0	0	0
2020	Steelers	0	0	0.0	0	0	0	0	0	0.0	0	0
NFL TOTALS		0	0	0.0	0	0	0	0	0	0.0	0	0

SINGLE-GAME HIGHS: RUSHING/RECEIVING

Rush Attempts	2 at Jacksonville Jaguars, Dec 08, 2019 2 vs. Indianapolis Colts, Sep 08, 2019 ...2 more at 2.	Longest Receptions	53 at Denver Broncos, Oct 30, 2016 23 at New York Jets, Dec 24, 2017
Rushing Yards	17 vs. Buffalo Bills, Nov 19, 2017 8 at Denver Broncos, Dec 30, 2018	All-Purpose Yards	53 at Denver Broncos, Oct 30, 2016 26 at New York Jets, Dec 24, 2017
Longest Runs	17 vs. Buffalo Bills, Nov 19, 2017 8 at Denver Broncos, Dec 30, 2018	Special Teams Tackles	5 at Oakland Raiders, Nov 07, 2019 3 vs. Cleveland Browns, Jan 03, 2022
Rushing TDs	1 at Jacksonville Jaguars, Dec 08, 2019	Miscellaneous Tackles	1 at Oakland Raiders, Oct 09, 2016
Receptions	1 vs. Denver Broncos, Oct 06, 2019 1 at Miami Dolphins, Sep 29, 2019 ...8 more at 1.	Most TDs	1 at Jacksonville Jaguars, Dec 08, 2019
Receiving Yards	53 at Denver Broncos, Oct 30, 2016 23 at New York Jets, Dec 24, 2017		

SINGLE-GAME HIGHS - POSTSEASON: RUSHING/RECEIVING

Rush Attempts	2 vs. Cleveland Browns, Jan 10, 2021	Receiving Yards	1 at Baltimore Ravens, Jan 06, 2019
Rushing Yards	2 vs. Cleveland Browns, Jan 10, 2021	Longest Receptions	1 at Baltimore Ravens, Jan 06, 2019
Longest Runs	2 vs. Cleveland Browns, Jan 10, 2021	All-Purpose Yards	2 vs. Cleveland Browns, Jan 10, 2021
Receptions	1 at Baltimore Ravens, Jan 06, 2019		1 at Baltimore Ravens, Jan 06, 2019
		Special Teams Tackles	1 vs. Cleveland Browns, Jan 10, 2021

2021 GAME-BY-GAME REGULAR-SEASON STATISTICS (STEELERS)

DATE	OPPONENT	P/S	RUSHING					RECEIVING					W/L/T	SCORE
			NO.	YDS.	AVG.	LG	TD	NO.	YDS.	AVG.	LG	TD		
09/12	at Bills	P	0	0	0.0	0	0	0	0	0.0	0	0	W	23-16
09/19	Raiders	P	0	0	0.0	0	0	0	0	0.0	0	0	L	17-26
09/26	Bengals	P	0	0	0.0	0	0	1	3	3.0	3	0	L	10-24
10/03	at Packers	P	0	0	0.0	0	0	0	0	0.0	0	0	L	17-27
10/10	Broncos	P	0	0	0.0	0	0	0	0	0.0	0	0	W	27-19
10/17	Seahawks	S	0	0	0.0	0	0	0	0	0.0	0	0	W	23-20+
10/31	at Browns	P	0	0	0.0	0	0	0	0	0.0	0	0	W	15-10
11/08	Bears	S	0	0	0.0	0	0	1	3	3.0	3	0	W	29-27
11/14	Lions	P	0	0	0.0	0	0	1	9	9.0	9	0	T	16-16
11/21	at Chargers	P	0	0	0.0	0	0	0	0	0.0	0	0	L	37-41
11/28	at Bengals	P	0	0	0.0	0	0	0	0	0.0	0	0	L	10-41
12/05	Ravens	S	0	0	0.0	0	0	0	0	0.0	0	0	W	20-19
12/09	at Vikings	P	0	0	0.0	0	0	0	0	0.0	0	0	L	28-36
12/19	Titans	P	0	0	0.0	0	0	0	0	0.0	0	0	W	19-13
12/26	at Chiefs	P	0	0	0.0	0	0	0	0	0.0	0	0	L	10-36
01/03	Browns	P	1	1	1.0	1	0	0	0	0.0	0	0	W	26-14
2021 TOTALS	16-3		1	1	1.0	1	0	3	15	5.0	9	0	8-7-1	
+ Overtime														

2020 GAME-BY-GAME POSTSEASON STATISTICS (STEELERS)

DATE	OPPONENT	P/S	RUSHING					RECEIVING					W/L	SCORE
			NO.	YDS.	AVG.	LG	TD	NO.	YDS.	AVG.	LG	TD		
01/10	Browns	P	2	2	1.0	2	0	0	0	0.0	0	0	L	37-48
2020 TOTALS	1-0		2	2	1.0	2	0	0	0	0.0	0	0	0-1	

2018 GAME-BY-GAME POSTSEASON STATISTICS (CHARGERS)

DATE	OPPONENT	P/S	RUSHING					RECEIVING					W/L	SCORE
			NO.	YDS.	AVG.	LG	TD	NO.	YDS.	AVG.	LG	TD		
01/06	at Ravens	P	0	0	0.0	0	0	1	1	1.0	1	0	W	23-17
01/13	at Patriots	P	0	0	0.0	0	0	0	0	0.0	0	0	L	28-41
2018 TOTALS	2-0		0	0	0.0	0	0	1	1	1.0	1	0	1-1	



T.J. WATT

LINEBACKER

HEIGHT: 6-4 BIRTHPLACE: Pewaukee, WI
 WEIGHT: 252 HOW ACQUIRED: D1 '17
 COLLEGE: Wisconsin NFL EXPERIENCE: 5th year
 BORN: Oct. 11, 1994 (27)



REGULAR SEASON COMPARISON: DEFENSIVE - BALTIMORE RAVENS

DATE	OPP	W/L	GP/GS	TOT	TACKLES SOLO	ASST	SACK	YDS.	INT	TFL	PD	QBH	TD	MISC FF	FR
10/1/17	PIT @ BLT	W	S	4	4	0	0.0	0.0	0	1	1	0	0	0	0
12/10/17	PIT vs. BLT	W	S	4	4	0	1.0	8.0	0	1	0	3	0	1	0
9/30/18	PIT vs. BLT	L	S	4	3	1	0.0	0.0	0	0	0	0	0	0	0
11/4/18	PIT @ BLT	W	S	5	4	1	0.0	0.0	0	0	0	0	0	0	0
10/6/19	PIT vs. BLT	L	S	5	4	1	1.0	6.0	0	3	0	1	0	0	0
12/29/19	PIT @ BLT	L	S	5	4	1	0.5	4.0	0	0	1	2	0	1	0
11/1/20	PIT @ BLT	W	S	5	3	2	1.0	0.0	0	0	0	5	0	0	0
12/2/20	PIT vs. BLT	W	S	6	4	2	2.0	12.0	0	3	0	3	0	0	0
12/5/21	PIT vs. BLT	W	S	6	5	1	3.5	12.0	0	3	0	6	0	1	0
TOTALS		6/3	9/9	44	35	9	9.0	42.0	0	11	2	20	0	3	0

T.J. WATT'S NFL REGULAR SEASON DEFENSIVE STATISTICS

DATE	TEAM	GP	GS	TK	S	TACKLES						INTERCEPTIONS						O. FUMB						ST				MISC	
						A	TFL	YDS	SK	YDS	QBH	NO	YDS	LG	TD	PD	FF	FR	TD	YDS	TK	S	A	FF	FR	TD	YDS	TK	S
2017	Steelers	15	15	52	39	13	10	42	7.0	36.0	13	1	17	17	0	7	1	0	0	2	1	1	0	0	0	0	0	0	
2018	Steelers	16	16	68	50	18	12	63	13.0	87.0	21	0	0	0	0	3	6	0	0	0	0	0	0	0	0	0	0		
2019	Steelers	16	16	55	35	20	14	56	14.5	104.0	36	2	7	7	0	8	8	4	0	0	0	0	0	0	0	0	0		
2020	Steelers	15	15	53	43	10	23	119	15.0	112.5	41	1	0	0	0	7	2	0	0	0	0	0	0	0	0	0	0		
2021	Steelers	14	14	59	45	14	20	97	21.5	108.5	36	0	0	0	0	6	4	3	0	0	0	0	0	0	0	0	0		
NFL TOTALS		76	76	287	212	75	79	377	71.0	448.0	147	4	24	17	0	31	21	7	0	0	2	1	1	0	0	0	0	0	

T.J. WATT'S NFL POSTSEASON DEFENSIVE STATISTICS

DATE	TEAM	GP	GS	TK	S	A	TFL	YDS	SK	YDS	QBH	NO	YDS	LG	TD	PD	FF	FR	TD	YDS	TK	S	A	FF	FR	TD	YDS	TK	S	A
2017	Steelers	1	1	2	1	1	0	0	0.0	0.0	2	0	0	0	0	1	0	0	0	0	0	0	0	0	0	0	0	0	0	0
2020	Steelers	1	1	3	2	1	1	1	0.0	0.0	0	0	0	0	0	1	0	0	0	0	0	0	0	0	0	0	0	0	0	0
NFL TOTALS		2	2	5	3	2	1	1	0.0	0.0	2	0	0	0	0	2	0	0	0	0	0	0	0	0	0	0	0	0	0	0

SINGLE-GAME HIGHS: DEFENSIVE

Total Tackles 10 at Cleveland Browns, Sep 09, 2018
 8 vs. Atlanta Falcons, Oct 07, 2018
 ...1 more at 8.

Sacks 4.0 vs. Cleveland Browns, Jan 03, 2022
 3.5 vs. Baltimore Ravens, Dec 05, 2021
 3 vs. Seattle Seahawks, Oct 17, 2021
 3 at Dallas Cowboys, Nov 08, 2020
 2 vs. Miami Dolphins, Oct 28, 2019
 2 vs. Cincinnati Bengals, Dec 30, 2018
 ...1 more at 2.

Forced Fumbles 1 vs. Tennessee Titans, Dec 19, 2021
 1 at Cleveland Browns, Oct 31, 2021
 ...5 more at 1.

Fumble Recoveries 1 vs. Tennessee Titans, Dec 19, 2021
 1 at Cleveland Browns, Oct 31, 2021
 ...5 more at 1.

Tackles For Loss 4 at Cleveland Browns, Sep 09, 2018
 3 vs. Cleveland Browns, Jan 03, 2022
 ...9 more at 3.

Interceptions 1 at New York Giants, Sep 14, 2020
 1 at Arizona Cardinals, Dec 08, 2019
 ...2 more at 1.

Interception Return Yards 17 at Cleveland Browns, Sep 10, 2017
 7 at San Francisco 49ers, Sep 22, 2019
 ...2 more at 1.

Special Teams Tackles 1 vs. Tennessee Titans, Nov 16, 2017
 1 at Cleveland Browns, Sep 10, 2017

SINGLE-GAME HIGHS - POSTSEASON: DEFENSIVE

Total Tackles 3 vs. Cleveland Browns, Jan 10, 2021
 2 vs. Jacksonville Jaguars, Jan 14, 2018
 1 vs. Cleveland Browns, Jan 10, 2021
 1 vs. Jacksonville Jaguars, Jan 14, 2018

Tackles For Loss 1 vs. Cleveland Browns, Jan 10, 2021

2021 GAME-BY-GAME REGULAR-SEASON STATISTICS (STEELERS)

DATE	OPPONENT	P/S	TACKLES								INTERCEPTIONS								O. FUMB				ST				MISC		W/L	SCORE
			TK	S	A	SK	YDS	TFL	YDS	QBH	NO	YDS	LG	TD	PD	FF	FR	TD	YDS	TK	S	A	FF	FR	S	A				
09/12	@ Bills	S	3	3	0	2.0	10.0	1	5	5	0	0	0	0	0	1	0	0	0	0	0	0	0	0	0	0	W	23-16		
09/19	Raiders	S	4	3	1	1.0	1.0	0	0	1	0	0	0	0	0	1	0	0	0	0	0	0	0	0	0	0	L	17-26		
09/26	Bengals										ON INACTIVE LIST																L	10-24		
10/03	@ Packers	S	4	3	1	2.0	6.0	2	6	2	0	0	0	0	0	0	1	0	0	0	0	0	0	0	0	0	L	17-27		
10/10	Broncos	S	3	3	0	0.0	0.0	1	4	2	0	0	0	0	0	0	0	0	0	0	0	0	0	0	0	0	W	27-19		
10/17	Seahawks	S	7	6	1	2.0	13.0	3	14	2	0	0	0	0	3	1	0	0	0	0	0	0	0	0	0	0	W	23-20+		
10/31	@ Browns	S	6	4	2	1.5	7.5	1	5	3	0	0	0	0	0	0	1	0	0	0	0	0	0	0	0	0	W	15-10		
11/08	Bears	S	7	4	3	3.0	13.0	3	13	3	0	0	0	0	1	0	0	0	0	0	0	0	0	0	0	0	W	29-27		
11/14	Lions	S	5	3	2	1.0	6.0	2	7	2	0	0	0	0	0	0	0	0	0	0	0	0	0	0	0	0	T	16-16		
11/21	@ Chargers										ON INACTIVE LIST																L	37-41		
11/28	@ Bengals	S	2	1	1	0.0	0.0	0	0	0	0	0	0	0	0	0	0	0	0	0	0	0	0	0	0	0	L	10-41		
12/05	Ravens	S	6	5	1	3.5	12.0	3	8	6	0	0	0	0	0	1	0	0	0	0	0	0	0	0	0	0	W	20-19		
12/09	@ Vikings	S	1	0	1	0.0	0.0	0	0	1	0	0	0	0	0	0	0	0	0	0	0	0	0	0	0	0	L	28-36		
12/19	Titans	S	5	4	1	1.5	15.0	1	10	4	0	0	0	0	0	0	1	0	0	0	0	0	0	0	0	0	W	19-13		
12/26	@ Chiefs	S	1	1	0	0.0	0.0	0	0	0	0	0	0	0	0	0	0	0	0	0	0	0	0	0	0	0	L	10-36		
01/03	Browns	S	5	5	0	4.0	25.0	3	25	5	0	0	0	0	2	0	0	0	0	0	0	0	0	0	0	0	W	26-14		
2021 TOTALS			14-14	59	45	14	21.5	108.5	20	97	36	0	0	0	0	6	4	3	0	0	0	0	0	0	0	0	8-7-1			
+ - Overtime																														

2020 GAME-BY-GAME POSTSEASON STATISTICS (STEELERS)

DATE	OPPONENT	P/S	TACKLES							INTERCEPTIONS					O. FUMB			ST				MISC		W/L	SCORE		
			TK	S	A	SK	YDS	TFL	YDS	QBH	NO	YDS	LG	TD	PD	FF	FR	TD	YDS	TK	S	A	FF			FR	S
01/10	Browns	S	3	2	1	0.0	0.0	1	1	0	0	0	0	1	0	0	0	0	0	0	0	0	0	0	0	L	37-48
2020 TOTALS			1-1	3	2	1	0.0	0.0	1	1	0	0	0	0	1	0	0	0	0	0	0	0	0	0	0	0-1	

2017 GAME-BY-GAME POSTSEASON STATISTICS (STEELERS)

DATE	OPPONENT	P/S	TACKLES							INTERCEPTIONS					O. FUMB			ST				MISC		W/L	SCORE		
			TK	S	A	SK	YDS	TFL	YDS	QBH	NO	YDS	LG	TD	PD	FF	FR	TD	YDS	TK	S	A	FF			FR	S
01/14	Jaguars	S	2	1	1	0.0	0.0	0	0	2	0	0	0	0	1	0	0	0	0	0	0	0	0	0	0	L	42-45
2017 TOTALS			1-1	2	1	1	0.0	0.0	0	0	2	0	0	0	0	1	0	0	0	0	0	0	0	0	0	0-1	



15

CODY WHITE

WIDE RECEIVER

HEIGHT: 6-3 BIRTHPLACE Novi, MI
WEIGHT: 215 HOW ACQUIRED: FA '20
COLLEGE: Michigan State NFL EXPERIENCE: 1st year
BORN: Nov. 28, 1998 (23)

CODY WHITE'S NFL REGULAR SEASON RUSHING/RECEIVING STATISTICS

DATE	TEAM	GP	GS	RECEIVING				TD	RUSHING				TD
				NO.	YDS.	AVG.	LG		NO.	YDS.	AVG.	LG	
2021	Steelers	14	0	5	33	6.6	11	0	0	0	0.0	0	0
NFL TOTALS		14	0	5	33	6.6	11	0	0	0	0.0	0	0

CODY WHITE'S NFL POSTSEASON RUSHING/RECEIVING STATISTICS

DATE	TEAM	GP	GS	RECEIVING				TD	RUSHING				TD
				NO.	YDS.	AVG.	LG		NO.	YDS.	AVG.	LG	
2020	Steelers	0	0	0	0	0.0	0	0	0	0	0.0	0	0
NFL TOTALS		0	0	0	0	0.0	0	0	0	0	0.0	0	0

CODY WHITE'S NFL REGULAR SEASON RETURN STATISTICS

KICKOFF RETURNS							PUNT RETURNS						
DATE	TEAM	RET.	YDS.	AVG.	LG	TD	NO.	FC	YDS.	AVG.	LG	TD	
2021	Steelers	0	0	0.0	0	0	0	0	0	0.0	0	0	
NFL TOTALS		0	0	0.0	0	0	0	0	0	0.0	0	0	

CODY WHITE'S NFL POSTSEASON RETURN STATISTICS

KICKOFF RETURNS							PUNT RETURNS						
DATE	TEAM	RET.	YDS.	AVG.	LG	TD	NO.	FC	YDS.	AVG.	LG	TD	
2020	Steelers	0	0	0.0	0	0	0	0	0	0.0	0	0	
NFL TOTALS		0	0	0.0	0	0	0	0	0	0.0	0	0	

SINGLE-GAME HIGHS: RECEIVING

- Receptions3 at Kansas City Chiefs, Dec 26, 2021
2 vs. Cincinnati Bengals, Sep 26, 2021
- Receiving Yards17 vs. Cincinnati Bengals, Sep 26, 2021
16 at Kansas City Chiefs, Dec 26, 2021
- Longest Receptions11 vs. Cincinnati Bengals, Sep 26, 2021
6 at Kansas City Chiefs, Dec 26, 2021
...2 more at 6.
- All-Purpose Yards17 vs. Cincinnati Bengals, Sep 26, 2021
16 at Kansas City Chiefs, Dec 26, 2021
- Special Teams Tackles2 vs. Chicago Bears, Nov 08, 2021
1 vs. Baltimore Ravens, Dec 05, 2021
...1 more at 1.
- Receiving Average5.3 at Kansas City Chiefs, Dec 26, 2021

2021 GAME-BY-GAME REGULAR-SEASON STATISTICS (STEELERS)

DATE	OPPONENT	P/S	RECEIVING				TD	RUSHING				TD	W/L/T	SCORE
			NO.	YDS.	AVG.	LG		NO.	YDS.	AVG.	LG			
09/12	at Bills												W	23-16
09/19	Raiders												L	17-26
09/26	Bengals	P	2	17	8.5	11	0	0	0	0.0	0	0	L	10-24
10/03	at Packers	P	0	0	0.0	0	0	0	0	0.0	0	0	L	17-27
10/10	Broncos	P	0	0	0.0	0	0	0	0	0.0	0	0	W	27-19
10/17	Seahawks	P	0	0	0.0	0	0	0	0	0.0	0	0	W	23-20
10/31	at Browns	P	0	0	0.0	0	0	0	0	0.0	0	0	W	15-10
11/08	Bears	P	0	0	0.0	0	0	0	0	0.0	0	0	W	29-27
11/14	Lions	P	0	0	0.0	0	0	0	0	0.0	0	0	T	16-16
11/21	at Chargers	P	0	0	0.0	0	0	0	0	0.0	0	0	L	37-41
11/28	at Bengals	P	0	0	0.0	0	0	0	0	0.0	0	0	L	10-41
12/05	Ravens	P	0	0	0.0	0	0	0	0	0.0	0	0	W	20-19
12/09	at Vikings	P	0	0	0.0	0	0	0	0	0.0	0	0	L	28-36
12/19	Titans	P	0	0	0.0	0	0	0	0	0.0	0	0	W	19-13
12/26	at Chiefs	P	3	16	5.3	6	0	0	0	0.0	0	0	L	10-36
01/03	Browns	P	0	0	0.0	0	0	0	0	0.0	0	0	W	26-14
2021 TOTALS		14-0	5	33	6.6	11	0	0	0	0.0	0	0	8-7-1	
+ - Overtime														

2020 GAME-BY-GAME POSTSEASON STATISTICS (STEELERS)

			RECEIVING					RUSHING						
DATE	OPPONENT	P/S	NO.	YDS.	AVG.	LG	TD	NO.	YDS.	AVG.	LG	TD	W/L	SCORE
01/10	Browns		DID NOT PLAY											37-48
2020 TOTALS		0-0	0	0	0.0	0	0	0	0	0.0	0	0	0-1	



AHKELLO WITHERSPOON CORNERBACK

(uh-KELL-oh)
HEIGHT: 6-2 BIRTHPLACE: Sacramento, CA
WEIGHT: 195 HOW ACQUIRED: TR '21 (SEA)
COLLEGE: Colorado NFL EXPERIENCE: 5th year
BORN: Mar. 21, 1995 (26)

REGULAR SEASON COMPARISON: DEFENSIVE - BALTIMORE RAVENS

DATE	OPP	W/L	GP/GS	TACKLES				ASST	SACK	YDS.	INT	TFL	PD	QBH	TD	MISC		
				TOT	SOLO											FF	FR	FR
12/1/19	SF @ BLT	L	S	3	3			0	0.0	0.0	0	0	0	0	0	0	0	0
12/5/21	PIT vs. BLT	W	P	5	5			0	0.0	0.0	0	0	1	0	0	0	0	0
TOTALS		1/1	2/1	8	8			0	0.0	0.0	0	0	1	0	0	0	0	0

AHKELLO WITHERSPOON'S NFL REGULAR SEASON DEFENSIVE STATISTICS

DATE	TEAM	GP	GS	TK	S	TACKLES				INTERCEPTIONS				O. FUMB				ST				MISC					
						TFL	YDS	SK	YDS	QBH	NO	YDS	LG	TD	PD	FF	FR	TD	YDS	TK	S	A	FF	FR	S	A	
2017	49ers	12	9	32	28	4	0	0	0.0	0.0	0	2	42	23	0	7	1	0	0	0	0	0	0	0	0	0	0
2018	49ers	14	12	37	30	7	0	0	0.0	0.0	0	0	0	0	0	4	0	0	0	0	0	0	0	1	0	0	0
2019	49ers	10	8	28	24	4	1	2	0.0	0.0	0	1	25	25t	1	9	0	0	0	0	0	0	0	0	0	0	0
2020	49ers	11	4	19	16	3	1	1	0.0	0.0	0	1	0	0	0	4	0	0	0	0	1	1	0	0	0	0	0
2021	Steelers	8	1	14	14	0	1	1	0.0	0.0	0	3	45	41	0	9	0	0	0	0	0	0	0	0	0	0	0
NFL TOTALS		55	34	130	112	18	3	4	0.0	0.0	0	7	112	41	1	33	1	0	0	0	1	1	0	0	1	0	0

AHKELLO WITHERSPOON'S NFL POSTSEASON DEFENSIVE STATISTICS

DATE	TEAM	GP	GS	TACKLES										INTERCEPTIONS				O. FUMB				ST				MISC			
				TK	S	A	TFL	YDS	SK	YDS	QBH	NO	YDS	LG	TD	PD	FF	FR	TD	YDS	TK	S	A	FF	FR	S	A		
2019	49ers	3	1	1	1	0	0	0.0	0.0	0	0	0	0	0	0	0	0	3	1	2	0	0	0	0					
NFL TOTALS		3	1	1	1	0	0	0.0	0.0	0	0	0	0	0	0	0	0	3	1	2	0	0	0	0					

SINGLE-GAME HIGHS: DEFENSIVE

Total Tackles	7 at Arizona Cardinals, Dec 26, 2020 5 vs. Baltimore Ravens, Dec 05, 2021 ...5 more at 5.	Interceptions	2 at Minnesota Vikings, Dec 09, 2021 1 at Arizona Cardinals, Dec 26, 2020 ...3 more at 1.
Passes Defensed	3 vs. Cleveland Browns, Jan 03, 2022 3 at Minnesota Vikings, Dec 09, 2021 ...1 more at 3.	Interception Return Yards	45 at Minnesota Vikings, Dec 09, 2021 25 at Tampa Bay Buccaneers, Sep 08, 2019 1 at New England Patriots, Oct 25, 2020
Forced Fumbles	1 at Los Angeles Rams, Dec 31, 2017	Special Teams Tackles	1 at New England Patriots, Oct 25, 2020
Tackles For Loss	1 at Cincinnati Bengals, Nov 28, 2021 1 at Arizona Cardinals, Dec 26, 2020 ...1 more at 1.	Special Teams Fumble Recoveries	1 at Minnesota Vikings, Sep 09, 2018

SINGLE-GAME HIGHS - POSTSEASON: DEFENSIVE

Total Tackles	1 vs. Minnesota Vikings, Jan 11, 2020	Special Teams Tackles	2 vs. Green Bay Packers, Jan 19, 2020 1 at Kansas City Chiefs, Feb 02, 2020
---------------	---------------------------------------	-----------------------	--

2021 GAME-BY-GAME REGULAR-SEASON STATISTICS (STEELERS)

DATE	OPPONENT	P/S	TACKLES							INTERCEPTIONS				O. FUMB			ST				MISC		W/L	SCORE											
			TK	S	A	SK	YDS	TFL	YDS	QBH	NO	YDS	LG	TD	PD	FF	FR	TD	YDS	TK	S	A			FF	FR	S	A							
09/12	at Bills	P								ON INACTIVE LIST																							W	23-16	
09/19	Raiders		0	0	0	0.0	0.0	TFL	YDS	0	0	0	0	0	0	0	0	0	0	0	0	0	0	0	0	0	L	17-26							
09/26	Bengals										ON INACTIVE LIST																							L	10-24
10/03	at Packers										ON INACTIVE LIST																							L	17-27
10/10	Broncos									ON INACTIVE LIST																							W	27-19	
10/17	Seahawks									ON INACTIVE LIST																							W	23-20+	
10/31	at Browns									ON INACTIVE LIST																							W	15-10	
11/08	Bears									ON INACTIVE LIST																							W	29-27	
11/14	Lions									ON INACTIVE LIST																							T	16-16	
11/21	at Chargers	P	2	2	0	0.0	0.0	0	0	0	0	0	0	0	0	0	0	0	0	0	0	0	0	0	0	L	37-41								
11/28	at Bengals	P	1	1	0	0.0	0.0	1	1	0	0	0	0	1	0	0	0	0	0	0	0	0	0	0	L	10-41									
12/05	Ravens	P	5	5	0	0.0	0.0	0	0	0	0	0	0	1	0	0	0	0	0	0	0	0	0	0	W	20-19									
12/09	at Vikings	P	4	4	0	0.0	0.0	0	0	2	45	41	0	3	0	0	0	0	0	0	0	0	0	0	L	28-36									
12/19	Titans	S	2	2	0	0.0	0.0	0	0	0	0	0	0	0	0	0	0	0	0	0	0	0	0	0	W	19-13									
12/26	at Chiefs	P	0	0	0	0.0	0.0	0	0	0	0	0	0	1	0	0	0	0	0	0	0	0	0	L	10-36										
01/03	Browns	P	0	0	0	0.0	0.0	0	0	1	0	0	0	3	0	0	0	0	0	0	0	0	0	W	26-14										
2021 TOTALS			8-1	14	14	0	0.0	0.0	1	1	0	3	45	41	0	9	0	0	0	0	0	0	0	0	8-7-1										
+ - Overtime																																			

2019 GAME-BY-GAME POSTSEASON STATISTICS (49ERS)

			TACKLES							INTERCEPTIONS							O. FUMB				ST					MISC		SCORE
DATE	OPPONENT	P/S	TK	S	A	SK	YDS	TFL	YDS	QBH	NO	YDS	LG	TD	PD	FF	FR	TD	YDS	TK	S	A	FF	FR	S	A	W/L	
01/11	Vikings	S	1	1	0	0.0	0.0	0	0	0	0	0	0	0	0	0	0	0	0	0	0	0	0	0	0	0	W	27-10
01/19	Packers	P	0	0	0	0.0	0.0	0	0	0	0	0	0	0	0	0	0	0	0	2	1	1	0	0	0	0	W	37-20
02/02	at Chiefs	P	0	0	0	0.0	0.0	0	0	0	0	0	0	0	0	0	0	0	0	1	0	1	0	0	0	0	L	20-31
2019 TOTALS		3-1	1	1	0	0.0	0.0	0	0	0	0	0	0	0	0	0	0	0	0	3	1	2	0	0	0	0	2-1	



CHRIS WORMLEY

DEFENSIVE LINEMAN

HEIGHT: 6-5 BIRTHPLACE: Toledo, OH
 WEIGHT: 300 HOW ACQUIRED: TR '20 (BAL)
 COLLEGE: Michigan NFL EXPERIENCE: 5th year
 BORN: Oct. 25, 1993 (28)

REGULAR SEASON COMPARISON: DEFENSIVE - BALTIMORE RAVENS

DATE	OPP	W/L	GP/GS	TACKLES			ASST	SACK	YDS.	INT	TFL	PD	QBH	TD	MISC		FR
				TOT	SOLO										FF		
12/2/20	PIT vs. BLT	W	P	2	1		1	0.0	0.0	0	0	0	0	0	0	0	0
12/5/21	PIT vs. BLT	W	S	5	3		2	2.5	19.0	0	2	0	3	0	0	0	0
TOTALS		2/0	2/1	7	4		3	2.5	19.0	0	2	0	3	0	0	0	0

CHRIS WORMLEY'S NFL REGULAR SEASON DEFENSIVE STATISTICS

DATE	TEAM	GP	GS	TK	S	TACKLES					INTERCEPTIONS					O. FUMB					ST			MISC	
						A	TFL	YDS	SK	YDS	QBH	NO	YDS	LG	TD	PD	FF	FR	TD	YDS	TK	S	A	FF	FR
2017	Ravens	7	2	5	5	0	0	0.0	0.0	1	0	0	0	0	0	0	0	0	0	0	0	0	0	0	
2018	Ravens	16	6	16	13	3	2	7	1.0	6.0	2	0	0	0	5	0	0	0	0	0	0	0	0	0	
2019	Ravens	16	7	33	17	16	2	9	1.5	7.0	6	0	0	0	2	0	0	0	0	0	0	0	0	0	
2020	Steelers	13	1	8	3	5	1	9	1.0	9.0	3	0	0	0	0	0	0	0	0	0	0	0	0	0	
2021	Steelers	14	13	44	26	18	5	43	6.0	51.5	9	0	0	0	2	1	0	0	0	0	0	0	0	0	
NFL TOTALS		66	29	106	64	42	10	68	9.5	73.5	21	0	0	0	9	1	0	0	0	0	0	0	0	0	

CHRIS WORMLEY'S NFL POSTSEASON DEFENSIVE STATISTICS

		TACKLES										INTERCEPTIONS						O. FUMB				ST				MISC		
DATE	TEAM	GP	GS	TK	S	A	TFL	YDS	SK	YDS	QBH	NO	YDS	LG	TD	PD	FF	FR	TD	YDS	TK	S	A	FF	FR	S	A	
2018	Ravens	1	0	2	2	0	0	0	0.0	0.0	0	0	0	0	0	0	0	0	0	0	0	0	0	0	0	0	0	0
2019	Ravens	1	1	3	2	1	0	0	0.0	0.0	0	0	0	0	0	0	0	0	0	0	0	0	0	0	0	0	0	0
2020	Steelers	1	0	0	0	0	0	0	0.0	0.0	0	0	0	0	0	0	0	0	0	0	0	0	0	0	0	0	0	0
NFL TOTALS		3	1	5	4	1	0	0	0.0	0.0	0	0	0	0	0	0	0	0	0	0	0	0	0	0	0	0	0	0

SINGLE-GAME HIGHS: DEFENSIVE

Total Tackles 5 vs. Tennessee Titans, Dec 19, 2021
 5 vs. Baltimore Ravens, Dec 05, 2021
 ...1 more at 5.

Sacks 2.5 vs. Baltimore Ravens, Dec 05, 2021
 1.0 at Cincinnati Bengals, Nov 28, 2021
 ...4 more at 1.0.

Passes Defensed 2 vs. Buffalo Bills, Sep 09, 2018
 1 vs. Seattle Seahawks, Oct 17, 2021
 ...6 more at 1.

Forced Fumbles 1 at Green Bay Packers, Oct 03, 2021
Tackles For Loss 2 vs. Baltimore Ravens, Dec 05, 2021
 2 at Cincinnati Bengals, Nov 10, 2019

SINGLE-GAME HIGHS - POSTSEASON: DEFENSIVE

Total Tackles 3 vs. Tennessee Titans, Jan 11, 2020
 2 vs. Los Angeles Chargers, Jan 06, 2019

2021 GAME-BY-GAME REGULAR-SEASON STATISTICS (STEELERS)

DATE	OPPONENT	P/S	TACKLES					QBH	INTERCEPTIONS					O. FUMB			ST			MISC		W/L	SCORE
			TK	S	A	SK	YDS		NO	YDS	LG	TD	PD	FF	FR	TD	YDS	TK	S	A	FF	FR	
09/12	at Bills	P	1	0	1	0.0	0.0	0	0	0	0	0	0	0	0	0	0	0	0	0	0	W	23-16
09/19	Raiders	S	1	1	0	0.0	0.0	0	0	0	0	0	1	0	0	0	0	0	0	0	0	L	17-26
09/26	Bengals	S	4	2	2	0.0	0.0	0	0	0	0	0	0	0	0	0	0	0	0	0	0	L	10-24
10/03	at Packers	S	4	3	1	0.0	0.0	0	0	0	0	0	0	1	0	0	0	0	0	0	0	L	17-27
10/10	Broncos	S	1	1	0	0.0	0.0	0	0	0	0	0	0	0	0	0	0	0	0	0	0	W	27-19
10/17	Seahawks	S	5	2	3	0.5	7.5	0	0	1	0	0	0	1	0	0	0	0	0	0	0	W	23-20+
10/31	at Browns	S	4	2	2	1.0	5.0	1	5	1	0	0	0	0	0	0	0	0	0	0	0	W	15-10
11/08	Bears	S	1	0	1	0.0	0.0	0	0	0	0	0	0	0	0	0	0	0	0	0	0	W	29-27
11/14	Lions	S	3	2	1	0.0	0.0	0	0	0	0	0	0	0	0	0	0	0	0	0	0	T	16-16
11/21	at Chargers	S	4	3	1	0.0	0.0	0	0	0	0	0	0	0	0	0	0	0	0	0	0	L	37-41
11/28	at Bengals	S	4	2	2	1.0	12.0	1	12	1	0	0	0	0	0	0	0	0	0	0	0	L	10-41
12/05	Ravens	S	5	3	2	2.5	19.0	2	18	3	0	0	0	0	0	0	0	0	0	0	0	W	20-19
12/09	at Vikings	S	2	1	1	0.0	0.0	0	0	2	0	0	0	0	0	0	0	0	0	0	0	L	28-36
12/19	Titans	S	5	4	1	1.0	8.0	1	8	1	0	0	0	0	0	0	0	0	0	0	0	W	19-13
12/26	at Chiefs																					L	10-36
01/03	Browns																					W	26-14
DID NOT PLAY (NON-INJURY)																							
RESERVE/COVID-19																							
2021 TOTALS		14-13	44	26	18	6.0	51.5	5	43	9	0	0	0	2	1	0	0	0	0	0	0	8-7-1	

+/- Overtime

2020 GAME-BY-GAME POSTSEASON STATISTICS (STEELERS)

			TACKLES								INTERCEPTIONS					O. FUMB				ST				MISC				
DATE	OPPONENT	P/S	TK	S	A	SK	YDS	TFL	YDS	QBH	NO	YDS	LG	TD	PD	FF	FR	TD	YDS	TK	S	A	FF	FR	S	A	W/L	SCORE
01/10	Browns	P	0	0	0	0.0	0.0	0	0	0	0	0	0	0	0	0	0	0	0	0	0	0	0	0	0	0	L	37-48
2020 TOTALS		1-0	0	0	0	0.0	0.0	0	0	0	0	0	0	0	0	0	0	0	0	0	0	0	0	0	0	0	0-1	

2019 GAME-BY-GAME POSTSEASON STATISTICS (RAVENS)

			TACKLES								INTERCEPTIONS					O. FUMB				ST				MISC				
DATE	OPPONENT	P/S	TK	S	A	SK	YDS	TFL	YDS	QBH	NO	YDS	LG	TD	PD	FF	FR	TD	YDS	TK	S	A	FF	FR	S	A	W/L	SCORE
01/11	Titans	S	3	2	1	0.0	0.0	0	0	0	0	0	0	0	0	0	0	0	0	0	0	0	0	0	0	0	L	12-28
2019 TOTALS		1-1	3	2	1	0.0	0.0	0	0	0	0	0	0	0	0	0	0	0	0	0	0	0	0	0	0	0	0-1	

2018 GAME-BY-GAME POSTSEASON STATISTICS (RAVENS)

			TACKLES								INTERCEPTIONS					O. FUMB				ST				MISC				
DATE	OPPONENT	P/S	TK	S	A	SK	YDS	TFL	YDS	QBH	NO	YDS	LG	TD	PD	FF	FR	TD	YDS	TK	S	A	FF	FR	S	A	W/L	SCORE
01/06	Chargers	P	2	2	0	0.0	0.0	0	0	0	0	0	0	0	0	0	0	0	0	0	0	0	0	0	0	0	L	17-23
2018 TOTALS			1-0	2	2	0	0.0	0.0	0	0	0	0	0	0	0	0	0	0	0	0	0	0	0	0	0	0	0-1	

PITTSBURGH STEELERS / REGULAR SEASON WEEK 17 / THROUGH SUNDAY, JANUARY 3, 2021

WON 8, LOST 7, TIED 1				MIKE TOMLIN (16 GAMES)				RUSHING				NO.				YDS				AVG				LONG				TD		
09/12	W	23-16		at Buffalo	69,787			N. Harris	296	1,172	4.0	37																		
09/19	L	17-26		Las Vegas	63,707			B. Snell Jr.	24	76	3.2	9																		
09/26	L	10-24		Cincinnati	58,076			C. Claypool	11	63	5.7	25																		
10/03	L	17-27		at Green Bay	78,281			D. Johnson	5	53	10.6	26																		
10/10	W	27-19		Denver	59,841			M. Rudolph	5	53	10.6	26																		
10/17	W	23-20 (OT)		Seattle	60,821			K. Ballage	11	36	3.3	13																		
10/21	W	15-10		at Cleveland	67,431			R. McCloud	2	15	7.5	10																		
11/08	W	29-27		Chicago	60,788			J. Washington	2	13	6.5	12																		
11/14	T	16-16 (OT)		Detroit	58,716			B. Roethlisberger	17	9	0.5	8																		
11/21	L	37-41		at L.A. Chargers	70,240			J. Smith-Schuster	3	9	3.0	31																		
11/28	L	10-41		at Cincinnati	63,238			A. McFarland Jr.	3	3	1.0	3																		
12/05	W	20-19		Baltimore	59,303			D. Watt	1	1	1.0	1																		
12/09	L	28-36		at Minnesota	66,718			E. Ebron	1	1	1.0	1																		
12/19	W	19-13		Tennessee	59,521			TEAM	381	1,504	3.9	37																		
12/26	L	10-36		at Kansas City	73,371			OPPONENTS	462	2,234	4.8	49																		
01/03	W	26-14		Cleveland	63,624																									

2021 TEAM STATISTICS

FIRST DOWNS				PI				OPP			
Rushing				304	334						
Passing				190	181						
Penalty				34	23						
Third Down-Made/Att				87/222	83/218						
Third Down Efficiency				39.2%	38.1%						
Fourth Down-Made/Att				9/20	12/22						
Fourth Down Efficiency				45.0%	54.5%						

TOTAL NET YARDS				5,047	5,758
Avg. Per Game				315.4	359.9
Total Plays				1,038	1,045
Avg. Per Play				4.9	5.5

NET YARDS RUSHING				1,504	2,234
Avg. Per Game				94.0	139.6
Total Rushes				381	462
Avg. Per Rush				3.9	4.8

NET YARDS PASSING				3,543	3,524
Avg. Per Game				221.4	220.3
Sacked/Yards Lost				37/230	52/312
Gross Yards				3,773	3,836
Attempts/Completions				620/395	531/339
Pct. of Completion				63.7%	63.8%
Had Intercepted				10	11

PUNTS/AVERAGE				69/44.2	69/46.4
Net Punting Average				38.6	38.9

PUNT RETURN/AVG.				389.9	319.9
KICKOFF RETURN/AVG.				35/22.4	41/24.1

INTERCEPTION RETURN/AVG.				11/9.5	10/13.3
PENALTIES/YARDS				100/788	122/1012

FUMBLES/BALL LOST				19/9	21/8
TOUCHDOWNS				33	42

Rushing				10	16
Passing				22	24
Returns				1	2

EXTRA POINTS/ATTEMPTS				26/28	37/40
TWO POINT CONVERSION/ATT.				2/5	0/2

FIELD GOALS/ATTEMPTS				33/37	32/36
AVG. TIME OF POSSESSION				29:01	30:59

SCORE BY PERIODS				Q1	Q2	Q3	Q4	OT	PTS
TEAM				34	77	51	162	3	327
OPPONENTS				66	120	93	106	0	385

SCORING				TD	RU	PA	RT	K-PAT	FG	2PT	S	PTS
C. Boswell				0	0	0	0	26/28	33/37	0	0	125
N. Harris				10	7	3	0	0/0	0/0	0	0	60
D. Johnson				8	0	8	0	0/0	0/0	1	0	50
P. Freiermuth				7	0	7	0	0/0	0/0	1	0	44
E. Ebron				2	1	1	0	0/0	0/0	0	0	12
J. Washington				2	0	2	0	0/0	0/0	0	0	12
C. Claypool				1	0	1	0	0/0	0/0	0	0	6
U. Gilbert III				1	0	0	1	0/0	0/0	0	0	6
B. Roethlisberger				1	1	0	0	0/0	0/0	0	0	6
J. Smith-Schuster				1	1	0	0	0/0	0/0	0	0	6
TEAM				33	10	22	1	26/28	33/37	2	0	327
OPPONENTS				42	16	24	2	37/40	32/36	0	0	385

RECEIVING				YAR	NO.	YDS	AVG	LONG	TD
D. Johnson				159	100	1,110	11.1	50	8
C. Claypool				98	54	823	15.2	59	1
N. Harris				90	70	440	6.3	25	3
P. Freiermuth				70	54	440	8.2	24	7
R. McCloud				57	35	240	6.9	24	0
J. Washington				44	24	285	11.9	42	0
J. Smith-Schuster				28	15	129	8.6	24	0
Z. Gentry				20	15	128	8.5	24	0
E. Ebron				18	12	84	7.0	19	1
K. Ballage				7	2	8	4.0	6	0
C. White				6	5	33	6.6	11	0
B. Snell Jr.				4	2	13	6.5	7	0
D. Watt				3	3	15	5.0	9	0
K. Rader				3	2	8	4.0	7	0
A. McFarland Jr.				1	1	11	11.0	11	0
A. Miller				1	1	2	2.0	2	0
TEAM				609	395	3,773	9.6	59	22
OPPONENTS				518	339	3,836	11.3	62	24

INTERCEPTIONS				NO.	YDS	AVG	LONG	TD
A. Witherspoon				3	45	15.0	41	0
M. Fitzpatrick				2	18	9.0	18	0
J. Schobert				1	23	23.0	23	0
T. Edmunds				1	15	15.0	15	0
C. Sutton				1	4	4.0	4	0
C. Heyward				1	0	0.0	0	0
T. Norwood				1	0	0.0	0	0
J. Pierre				1	0	0.0	0	0
TEAM				11	105	9.5	41	0
OPPONENTS				11	133	12.1	58	1

FUMBLES				FUM	LST	FF	REC	TD
B. Roethlisberger				11	5	0	5	0
D. Johnson				2	2	0	0	0
P. Freiermuth				1	1	0	0	0
R. McCloud				4	1	0	0	0
K. Green				1	0	0	0	0
J. Layne				1	0	0	0	0
N. Harris				0	0	0	1	0
C. Okorfor				0	0	0	1	0
TEAM				19	9	0	10	0
OPPONENTS				21	8	0	6	0

PUNTING				NO.	YDS	AVG	NET	TB	IN	LG	B
P. Harvin III				62	2,684	43.3	38.1	3	22	64	0
C. Walman				7	265	52.1	42.6	1	1	63	0
TEAM				69	3,049	44.2	38.6	4	23	64	0
OPPONENTS				69	3,205	46.4	38.9	7	22	65	1

||
||
||

2021 REGULAR SEASON PITTSBURGH STEELERS DEFENSIVE STATS (THROUGH WEEK 17)											
POS.	PLAYER	TKL.	AST.	TOTAL	TFL	SACKS/YDS.	PR	FR	FF	INT./YDS.	PD
S	M. Fitzpatrick	79	39	118	1	0.0/0.0	0	1	1	2/18	6
LB	J. Schobert	66	42	108	2	0.0/0.0	1	0	1	1/23	6
S	T. Edmunds	60	26	86	8	1.0/13.0	1	0	0	1/15	3
DT	C. Heyward	48	35	83	13	9.0/53.5	16	1	1	1/0	9
LB	A. Highsmith	43	27	70	15	6.0/35.5	14	0	1	0/0	0
LB	D. Bush	39	27	66	2	2.0/18.0	4	1	1	0/0	4
LB	T. Watt	45	14	59	20	21.5/108.5	36	3	4	0/0	6
CB	C. Sutton	39	8	47	4	0.0/0.0	0	0	1	1/4	5
DL	C. Wormley	26	18	44	5	6.0/51.5	9	0	1	0/0	2
CB	A. Maulet	33	9	42	4	0.0/0.0	1	0	1	0/0	1
LB	R. Spillane	20	21	41	2	0.0/0.0	0	0	0	0/0	0
CB	J. Pierre	34	3	37	0	0.0/0.0	0	0	1	1/0	4
DB	T. Norwood	30	5	35	2	0.0/0.0	0	0	0	1/0	4
CB	J. Haden	23	11	34	0	0.0/0.0	0	1	1	0/0	6
DE	I. Loudermilk	15	7	22	0	1.0/0.0	0	0	0	0/0	3
DE	T. Charlton	7	11	18	0	0.5/2.0	2	0	0	0/0	1
DE	I. Buggs	5	12	17	2	0.0/0.0	0	0	0	0/0	1
OLB	D. Tuszka	7	9	16	1	2.0/13.0	2	0	1	0/0	0
DE	H. Mondeaux	6	9	15	2	2.0/9.0	2	0	0	0/0	0
CB	A. Witherspoon	14	0	14	1	0.0/0.0	0	0	0	3/45	9
LB	M. Ingram III	5	5	10	2	1.0/8.0	6	0	0	0/0	1
DT	M. Adams Sr.	4	2	6	1	0.0/0.0	3	0	0	0/0	1
LB	M. Allen	3	3	6	0	0.0/0.0	0	0	0	0/0	0
DT	C. Davis	3	2	5	1	0.0/0.0	0	0	0	0/0	0
DE	T. Alualu	2	3	5	0	0.0/0.0	1	0	0	0/0	0
S	M. Killebrew	4	0	4	1	0.0/0.0	0	0	0	0/0	0
CB	J. Layne	3	1	4	0	0.0/0.0	0	0	0	0/0	0
ILB	U. Gilbert III	2	0	2	0	0.0/0.0	0	0	0	0/0	0
S	K. Joseph	1	1	2	0	0.0/0.0	0	0	0	0/0	1
DL	D. Archibong	0	2	2	0	0.0/0.0	0	0	0	0/0	0
OLB	J. Jones	1	0	1	0	0.0/0.0	1	0	0	0/0	0
STEELERS TOTALS		667	352	1,019	89	52.0/312.0	99	7	15	11/105	73
OPP. TOTALS		644	364	1,008	65	36.0/227.0	72	8	11	10/133	79

Ast.=Assist, TFL=Tackle for a Loss, PR=Pressures, Int.=Interception, FR=Fumble Recovery, FF=Forced Fumble, PD=Pass Defense

2021 STEELERS SPECIAL TEAMS			
POS.	PLAYER	TKL.	AST. COMB.
FB	Watt, Derek	10	4 14
CB	Layne, Justin	9	3 12
ILB	Gilbert III, Ulysees	8	3 11
LB	Spillane, Robert	5	5 10
CB	Pierre, James	3	6 9
S	Killebrew, Miles	4	3 7
RB	Snell Jr., Benny	3	4 7
WR	White, Cody	2	2 4
LB	Allen, Marcus	2	1 3
TE	Rader, Kevin	2	1 3
LB	Johnson, Buddy	2	0 2
OLB	Jones, Jamir	2	0 2
LS	Kuntz, Christian	2	0 2
OLB	Tuszka, Derrek	2	0 2
DB	Norwood, Tre	1	1 2
P	Harvin III, Pressley	1	0 1
CB	Maulet, Arthur	1	0 1
TOTALS		59	33 92

DEFENSIVE STATS BY RANK									
SACKS		INTERCEPTIONS		TACKLES FOR LOSS		PASSES DEFENSED		PRESSURES	
PLAYER	NO.	PLAYER	NO.	PLAYER	NO.	PLAYER	NO.	PLAYER	NO.
T. Watt	21.5	A. Witherspoon	3	T. Watt	20	C. Heyward	9	T. Watt	36
C. Heyward	9.0	M. Fitzpatrick	2	A. Highsmith	15	A. Witherspoon	9	C. Heyward	16
A. Highsmith	6.0	T. Edmunds	1	C. Heyward	13	M. Fitzpatrick	6	A. Highsmith	14
C. Wormley	6.0	C. Heyward	1	T. Edmunds	8	J. Haden	6	C. Wormley	9
D. Bush	2.0	T. Norwood	1	C. Wormley	5	J. Schobert	6	M. Ingram III	6
H. Mondeaux	2.0	J. Pierre	1	A. Maulet	4	T. Watt	6	D. Bush	4
D. Tuszka	2.0	J. Schobert	1	C. Sutton	4	C. Sutton	5	M. Adams Sr.	3
T. Edmunds	1.0	C. Sutton	1	I. Buggs	2	D. Bush	4	T. Charlton	2
M. Ingram III	1.0			D. Bush	2	T. Norwood	4	H. Mondeaux	2
I. Loudermilk	1.0			M. Ingram III	2	J. Pierre	4	D. Tuszka	2
T. Charlton	0.5			H. Mondeaux	2	T. Edmunds	3	T. Alualu	1
				T. Norwood	2	I. Loudermilk	3	T. Edmunds	1
				J. Schobert	2	C. Wormley	2	J. Jones	1
				R. Spillane	2	M. Adams Sr.	1	A. Maulet	1
				M. Adams Sr.	1	I. Buggs	1	J. Schobert	1
				C. Davis	1	T. Charlton	1		
				M. Fitzpatrick	1	M. Ingram III	1		
				M. Killebrew	1	K. Joseph	1		
				D. Tuszka	1	A. Maulet	1		
				A. Witherspoon	1				

(AS OF JAN 5, 2022, 4:18 AM PST)								2021 : REGULAR SEASON	
PLAYER	TACKLES	SOLO	ASSISTS	FOR FUMBLES	FUMBLE REC	BLKD FG	BLKD PAT	BLKD PUNT	
Derek Watt	14	10	4	0	0	0	0	0	
Justin Layne	12	9	3	0	1	0	0	0	
Ulysees Gilbert III	11	8	3	0	0	0	0	0	
Robert Spillane	10	5	5	0	0	0	0	0	
James Pierre	9	3	6	2	0	0	0	0	
Miles Killebrew	7	4	3	0	0	0	0	2	
Benny Snell Jr.	7	3	4	0	0	0	0	0	
Cody White	4	2	2	0	0	0	0	0	
Marcus Allen	3	2	1	0	0	0	0	0	
Kevin Rader	3	2	1	0	0	0	0	0	
Buddy Johnson	2	2	0	0	0	0	0	0	
Jamir Jones	2	2	0	0	0	0	0	0	
Christian Kuntz	2	2	0	0	0	0	0	0	
Tre Norwood	2	1	1	0	0	0	0	0	
Derrek Tuszka	2	2	0	0	0	0	0	0	
Pressley Harvin III	1	1	0	0	0	0	0	0	
Arthur Maulet	1	1	0	0	0	0	0	0	
Chris Boswell	0	0	0	0	1	0	0	0	
Ray-Ray McCloud	0	0	0	0	1	0	0	0	
2021 TOTALS	92	59	33	2	3	0	0	2	

2021 REGULAR SEASON																
OFFENSE																
DATE	OPPONENT	WR	LT	LG	C	RG	RT	TE	RB	QB	WR	WR	TE	FB		
9/12	at Buffalo	J. Smith-Schuster	D. Moore Jr.	K. Dotson	K. Green	T. Turner	C. Okorfor	P. Freiermuth	N. Harris	B. Roethlisberger	D. Johnson	--	E. Ebron	--		
9/19	Las Vegas	J. Smith-Schuster	D. Moore Jr.	K. Dotson	K. Green	T. Turner	C. Okorfor	P. Freiermuth	N. Harris	B. Roethlisberger	D. Johnson	C. Claypool	--	--		
9/26	Cincinnati	J. Smith-Schuster	D. Moore Jr.	K. Dotson	K. Green	T. Turner	C. Okorfor	Z. Gentry	N. Harris	B. Roethlisberger	C. Claypool	J. Washington	--	--		
10/3	at Green Bay	J. Smith-Schuster	D. Moore Jr.	K. Dotson	K. Green	T. Turner	J. Haeg	P. Freiermuth	N. Harris	B. Roethlisberger	D. Johnson	--	E. Ebron	--		
10/10	Denver	J. Smith-Schuster	D. Moore Jr.	K. Dotson	K. Green	T. Turner	C. Okorfor	Z. Gentry	N. Harris	B. Roethlisberger	D. Johnson	C. Claypool	--	--		
10/17	Seattle	--	D. Moore Jr.	K. Dotson	K. Green	T. Turner	C. Okorfor	Z. Gentry	N. Harris	B. Roethlisberger	D. Johnson	C. Claypool	--	D. Watt		
10/31	at Cleveland	R. McCloud	D. Moore Jr.	K. Dotson	K. Green	T. Turner	C. Okorfor	Z. Gentry	N. Harris	B. Roethlisberger	D. Johnson	C. Claypool	--	--		
11/8	Chicago	--	D. Moore Jr.	K. Dotson	K. Green	T. Turner	C. Okorfor	P. Freiermuth	N. Harris	B. Roethlisberger	--	C. Claypool	Z. Gentry	D. Watt		
11/14	Detroit	R. McCloud	D. Moore Jr.	K. Dotson	K. Green	T. Turner	C. Okorfor	P. Freiermuth	N. Harris	M. Rudolph	D. Johnson	C. Claypool	--	--		
11/21	at L.A. Chargers	--	D. Moore Jr.	J. Hassenaue	K. Green	T. Turner	C. Okorfor	P. Freiermuth	N. Harris	B. Roethlisberger	D. Johnson	C. Claypool	E. Ebron	--		
11/28	at Cincinnati	--	D. Moore Jr.	B. Finney	K. Green	T. Turner	C. Okorfor	P. Freiermuth	N. Harris	B. Roethlisberger	D. Johnson	C. Claypool	Z. Gentry	D. Watt		
12/5	Baltimore	D. Johnson	D. Moore Jr.	B. Finney	K. Green	T. Turner	C. Okorfor	P. Freiermuth	N. Harris	B. Roethlisberger	--	--	Z. Gentry	D. Watt		
12/9	at Minnesota	R. McCloud	D. Moore Jr.	J. Legue	K. Green	T. Turner	C. Okorfor	Z. Gentry	N. Harris	B. Roethlisberger	D. Johnson	C. Claypool	--	--		
12/19	Tennessee	D. Johnson	D. Moore Jr.	J. Legue	K. Green	T. Turner	C. Okorfor	P. Freiermuth	N. Harris	B. Roethlisberger	--	C. Claypool	Z. Gentry	--		
12/26	at Kansas City	R. McCloud	D. Moore Jr.	J. Legue	K. Green	T. Turner	C. Okorfor	Z. Gentry	N. Harris	B. Roethlisberger	D. Johnson	C. Claypool	--	--		
1/3	Cleveland	R. McCloud	D. Moore Jr.	J. Legue	J. Hassenaue	T. Turner	C. Okorfor	Z. Gentry	N. Harris	B. Roethlisberger	D. Johnson	C. Claypool	--	--		
1/9	at Baltimore	--	--	--	--	--	--	--	--	--	--	--	--	--		

2021 REGULAR SEASON																
DEFENSE																
DATE	OPPONENT	DT	NT	DL	LOLB	LILB	RLE	ROLB	LDB	FS	SS	RCB	NICKEL			
9/12	at Buffalo	C. Heyward	T. Alualu	--	T. Watt	D. Bush	J. Schobert	A. Highsmith	J. Haden	M. Fitzpatrick	T. Edmunds	C. Sutton	T. Norwood			
9/19	Las Vegas	C. Heyward	T. Alualu	C. Wormley	T. Watt	R. Spillane	J. Schobert	A. Highsmith	J. Pierre	M. Fitzpatrick	T. Edmunds	C. Sutton	--			
9/26	Cincinnati	C. Heyward	I. Buggs	C. Wormley	J. Jones	D. Bush	J. Schobert	M. Ingram III	J. Haden	M. Fitzpatrick	T. Edmunds	C. Sutton	--			
10/3	at Green Bay	C. Heyward	I. Buggs	C. Wormley	T. Watt	D. Bush	J. Schobert	A. Highsmith	J. Haden	M. Fitzpatrick	T. Edmunds	C. Sutton	--			
10/10	Denver	C. Heyward	--	C. Wormley	T. Watt	D. Bush	J. Schobert	A. Highsmith	J. Haden	M. Fitzpatrick	T. Edmunds	J. Pierre	A. Maullet			
10/17	Seattle	C. Heyward	I. Buggs	C. Wormley	T. Watt	D. Bush	J. Schobert	A. Highsmith	J. Haden	M. Fitzpatrick	T. Edmunds	C. Sutton	--			
10/31	at Cleveland	C. Heyward	I. Buggs	C. Wormley	T. Watt	D. Bush	J. Schobert	A. Highsmith	J. Haden	M. Fitzpatrick	T. Edmunds	C. Sutton	--			
11/8	Chicago	C. Heyward	I. Buggs	C. Wormley	T. Watt	D. Bush	J. Schobert	A. Highsmith	J. Haden	M. Fitzpatrick	T. Edmunds	C. Sutton	--			
11/14	Detroit	C. Heyward	--	C. Wormley	T. Watt	D. Bush	J. Schobert	A. Highsmith	J. Haden	M. Fitzpatrick	T. Edmunds	C. Sutton	T. Norwood			
11/21	at L.A. Chargers	C. Heyward	I. Buggs	C. Wormley	T. Charlton	D. Bush	J. Schobert	A. Highsmith	J. Pierre	T. Norwood	T. Edmunds	C. Sutton	--			
11/28	at Cincinnati	C. Heyward	H. Mondeaux	C. Wormley	T. Watt	D. Bush	J. Schobert	A. Highsmith	J. Pierre	M. Fitzpatrick	T. Edmunds	C. Sutton	--			
12/5	Baltimore	C. Heyward	M. Adams Sr.	C. Wormley	T. Watt	D. Bush	J. Schobert	A. Highsmith	A. Witherspoon	M. Fitzpatrick	T. Edmunds	C. Sutton	--			
12/9	at Minnesota	C. Heyward	M. Adams Sr.	C. Wormley	T. Watt	D. Bush	J. Schobert	A. Highsmith	J. Haden	M. Fitzpatrick	T. Edmunds	C. Sutton	--			
12/19	Tennessee	C. Heyward	H. Mondeaux	C. Wormley	T. Watt	D. Bush	J. Schobert	A. Highsmith	J. Haden	M. Fitzpatrick	T. Edmunds	C. Sutton	--			
12/26	at Kansas City	C. Heyward	I. Loudermilk	--	T. Watt	R. Spillane	J. Schobert	A. Highsmith	J. Haden	M. Fitzpatrick	T. Edmunds	C. Sutton	A. Maullet			
1/3	Cleveland	C. Heyward	M. Adams Sr.	I. Loudermilk	T. Watt	R. Spillane	M. Allen	A. Highsmith	J. Haden	M. Fitzpatrick	T. Edmunds	C. Sutton	--			
1/9	at Baltimore	--	--	--	--	--	--	--	--	--	--	--	--			

Rookies underlined.

2021 REGULAR SEASON PITTSBURGH STEELERS PLAYER PARTICIPATION																					
	@ BUF	LV	CIN	@ GB	DEN	SEA	@ CLE	CHI	DET	@ LAC	@ CIN	BAL	@ MIN	TEN	@ KC	CLE	@ BAL				
PLAYERS	9/12	9/19	9/26	10/3	10/10	10/17	10/31	11/8	11/14	11/21	11/28	12/5	12/9	12/19	12/26	1/3	1/9	GP	GS	DNP	IN
Montravius Adams Sr.	A	A	A	A	A	A	A	A	A	A	A	DE	P	R/C19	P	DE	-	4/54	2/6	0	0
Marcus Allen	P	P	P	P	P	P	P	P	P	P	P	P	P	P	P	R/C19	LILB	15/32	1/3	0	0
Tyson Alualu	NT	NT	IR	IR	IR	IR	IR	IR	IR	IR	IR	IR	IR	IR	IR	IR	IR	2/174	2/11	0	0
Daniel Archibong	PS	PS	PS	PS	PS	PS	PS	PS	PS	P	PS	PS	PS	PS	PS	PS/C19	-	2/2	0/0	0	0
Kalen Ballage	P	P	P	P	P	P	P	P	P	P	P	P	P	P	P	P	P	16/50	0/8	0	0
Zach Banner	IR	IR	IR	IR	IR	SI	SI	SI	P	P	P	P	P	P	R/C19	R/C19	-	6/29	0/2	0	3
Chris Boswell	P	P	P	P	P	P	P	P	P	P	P	P	P	P	P	P	P	16/103	0/0	0	0
Isaiah Buggs	P	P	NT	NT	P	NT	NT	NT	P	NT	SI	SI	SI	SI	R/C19	SI	-	10/29	6/7	0	5
Devin Bush	LILB	SI	LILB	LILB	LILB	LILB	LILB	LILB	LILB	LILB	LILB	LILB	LILB	LILB	LILB	R/C19	R/C19	13/34	13/33	0	1
Rico Bussey	PSI	PSI	PSI	PSI	PSI	PSI	PSI	PSI	PSI	PSI	PSI	PSI	PSI	PSI	PSI	PSI	PS	0/0	0/0	0	0
Taco Charlton	NOT	NOT	PS	PS	PS	PS	P	P	P	L	LOLB	LOLB	P	P	P	P	P	10/54	2/14	0	0
Demarcus Christmas	IR	IR	IR	IR	IR	IR	IR	IR	IR	IR	IR	IR	IR	IR	IR	IR	IR	0/0	0/0	0	0
Chase Claypool	P	WR	WR	SI	WR	WR	WR	WR	SI	WR	WR	P	WR	WR	WR	WR	WR	14/30	12/18	0	2
Carlos Davis	P	SI	SI	SI	SI	SI	SI	IR	IR	IR	IR	SI	SI	P	P	P	P	4/11	0/0	0	7
Joshua Dobbs	IR	IR	IR	IR	IR	IR	IR	IR	IR	IR	IR	IR	IR	IR	IR	IR	IR	0/6	0/0	0	0
Kevin Dotson	LG	LG	LG	LG	LG	LG	LG	LG	Active	IR	IR	IR	IR	IR	IRD	IRD	-	9/22	9/13	0	0
Eric Ebron	TE	P	P	TE	P	P	SI	SI	P	TE	IR	IR	IR	IR	IR	IR	IR	8/106	3/59	0	2
Terrrell Edmunds	SS	SS	SS	SS	SS	SS	SS	SS	SS	SS	SS	SS	SS	SS	SS	SS	SS	16/63	16/59	0	0
Trey Edmunds	PS	PS	PS	PS	PS	PS	PS	PS	PS	PS	PS	PS	PS	PS	PS	P	P	2/37	0/0	0	0
B.J. Finney	X	P	P	P	X	P	X	X	SI	P	RG	LG	SI	IR	IR	IR	IR	7/72	2/15	4	2
Minkah Fitzpatrick	FS	FS	FS	FS	FS	FS	FS	FS	FS	R/C19	FS	FS	FS	FS	FS	FS	FS	15/63	15/58	0	0
Pat Freiermuth	TE	TE	P	TE	P	P	P	TE	TE	TE	TE	TE	P	TE	SI	P	P	15/15	9/9	0	1
Zach Gentry	P	P	TE	P	TE	TE	TE	TE	P	P	TE	TE	TE	TE	TE	TE	TE	16/22	11/12	0	0
Ulysees Gilbert III	P	P	P	P	P	P	P	P	P	P	P	P	P	P	P	P	P	16/27	0/0	0	0
Chaz Green	PS	PS	PS	P	PS	PS	PS	PS	PS	PS	PS	P	X	PS	PS	PS	PS	2/39	0/8	1	0
Kendrick Green	C	C	C	C	C	C	C	C	C	C	C	C	C	C	C	C	X	15/15	15/15	1	0
Joe Haden	LCB	SI	LCB	LCB	LCB	LCB	LCB	LCB	LCB	SI	SI	SI	SI	LCB	LCB	LCB	LCB	11/157	11/148	0	5
Joe Haeg	P	P	P	LT	P	P	X	X	P	P	X	R/C19	R/C19	P	P	P	P	11/78	1/39	3	0
Najee Harris	RB	RB	RB	RB	RB	RB	RB	RB	RB	RB	RB	RB	RB	RB	RB	RB	RB	16/16	16/16	0	0
Pressley Harvin III	P	P	P	P	P	P	P	P	P	P	P	P	P	P	P	P	P	14/14	0/0	0	2
Dwayne Haskins	SI	SI	SI	SI	SI	SI	SI	SI	X	SI	SI	SI	SI	SI	SI	SI	SI	0/16	0/13	1	15
J.C. Hassenauer	P	P	P	P	P	P	P	P	P	P	C	IR	IR	IR	IR	P	LG	12/27	2/6	0	0
Cameron Heyward	DT	DT	DT	DT	DT	DT	DT	DT	DT	DT	DT	DT	DT	DT	DT	DT	DT	16/165	16/130	0	0
Alex Highsmith	ROLB	ROLB	SI	ROLB	ROLB	ROLB	ROLB	ROLB	ROLB	ROLB	ROLB	ROLB	ROLB	ROLB	ROLB	ROLB	ROLB	15/31	15/20	0	1
Buddy Johnson	P	P	X	SI	SI	SI	SI	SI	SI	SI	SI	P	P	P	P	SI	SI	4/4	0/0	1	11
Diontae Johnson	WR	WR	SI	WR	WR	WR	WR	P	WR	WR	WR	WR	WR	WR	WR	WR	WR	15/46	14/39	0	1
Karl Joseph	PS	PS	PS	PS	P	PS	PS	PS	PS	P	PS	PS	PS	PS	PS	PS	PS	2/65	0/49	0	0
Miles Killebrew	P	P	P	P	P	P	P	P	P	P	P	P	P	P	P	P	P	16/94	0/4	0	0
Christian Kuntz	P	P	P	P	P	P	P	P	P	P	P	P	P	P	P	P	P	16/16	0/0	0	0
Justin Layne	P	P	P	P	P	P	P	P	P	P	P	P	P	P	P	P	P	16/42	0/0	0	0
John Legue	PS	PS	PS	PS	PS	PS	PS	PS	PS	PS	X	P	LG	LG	LG	LG	LG	5/5	4/4	1	0
Isaiah Loudermilk	SI	P	P	P	P	P	P	P	P	SI	P	P	P	P	P	DT	DT	14/14	2/2	0	2
Arthur Maullet	P	P	P	P	RCB	P	P	P	P	P	P	P	P	P	P	RCB	R/C19	15/49	2/14	0	0
Ray-Ray McCloud	P	P	P	P	P	P	WR	P	WR	P	R/C19	P	WR	P	WR	WR	WR	15/47	5/8	0	0
Anthony McFarland Jr.	IR	IR	IR	IR	IR	IRD	P	SI	SI	SI	P	SI	SI	SI	R/C19	R/C19	-	2/13	0/0	0	6
Henry Mondeaux	PS	Active	P	P	P	P	P	P	P	NT	P	P	P	P	NT	P	P	14/25	2/2	0	0
Dan Moore Jr.	LT	LT	LT	LT	LT	LT	LT	LT	LT	LT	LT	LT	LT	LT	LT	LT	LT	16/16	16/16	0	0
Tre Norwood	FS	P	P	P	P	P	P	P	P	FS	FS	P	P	P	P	P	P	16/16	3/3	0	0
Chukuma Okorafor	RT	RT	RT	SI	RT	RT	RT	RT	RT	RT	RT	RT	RT	RT	RT	RT	RT	15/45	15/34	0	1
James Pierre	P	RCB	P	P	RCB	P	P	P	P	RCB	RCB	P	P	P	P	P	P	16/32	4/4	0	0
Malcolm Pridgeon	PS	PS	PS	PS	PS	PS	PS	PS	PS	PS	PS	PS	PS	PS	PS	PS/C19	PS	0/0	0/0	0	0
Kevin Rader	PS	PS	PS	PS	PS	PS	PS	PS	PS	PS	SI	P	P	P	SI	P	P	5/6	0/1	0	2
Ben Roethlisberger	QB	QB	QB	QB	QB	QB	QB	QB	R/C19	QB	QB	QB	QB	QB	QB	QB	QB	15/248	15/246	0	0
Mason Rudolph	X	X	X	X	X	X	X	X	QB	X	X	X	X	X	X	P	X	2/17	1/10	14	0
Tegray Scales	NOTT	NOTT	NOTT	NOTT	NOTT	NOTT	NOTT	NOTT	NOTT	NOTT	NOTT	NOTT	NOTT	NOTT	NOTT	NOTT	P	1/5	0/0	0	0
Joe Schobert	RILB	RILB	RILB	RILB	RILB	RILB	RILB	RILB	RILB	RILB	RILB	RILB	RILB	RILB	RILB	RILB	R/C19	15/92	15/80	0	0
Delontae Scott	PS	PS	PS	PS	PS	PS	PS	PS	PS	P	PS	PS	PS	PS	PS	PS	PS	1/1	0/0	0	0
John Simon	A	A	A	A	A	A	A	A	A	A	A	A	A	Active	Active	Active	P	0/16	0/0	0	0
John Simon	A	A	A	A	A	A	A	A	A	A	A	A	A	A	PS	P	P	1/100	0/52	0	0
Steven Sims	PS	PS	PS	PS	PS	PS	PS	PS	P	PS	PS	PS	PS	PS	PS	PS/C19	PS/C19	1/29	0/4	0	0
JuJu Smith-Schuster	WR	WR	WR	WR	WR	IR	IR	IR	IR	IR	IR	IR	IR	IR	IR	IR	IR	5/63	5/51	0	0
Benny Snell Jr.	P	P	P	P	P	P	P	P	P	P	P	P	P	P	P	P	P	16/45	0/5	0	0
Robert Spillane	SI	RILB	P	P	P	P	P	P	P	P	P	R/C19	SI	P	RILB	RILB	RILB	13/35	3/10	0	2
Donovan Stiner	PS	PS	PS	PS	PS	PS	PS	PS	PS	PS	PS	PS	PS	PS	PS	PS	PS	0/0	0/0	0	0
Cameron Sutton	RCB	RCB	RCB	RCB	SI	RCB	RCB	RCB	RCB	RCB	RCB	RCB	RCB	RCB	RCB	RCB	RCB	15/67	15/23	0	1
Jacob Tuoti-Mariner	A	A	A	A	A	A	A	A	PS	PS	PS	PS	PS	PS	PS	PS	PS	0/30	0/1	0	0
Stephon Tuitt	IR	IR	IR	IR	IR	IR	IR	IR	IR	IR	IR	IR	IR	IR	IR	IR	IR	0/91	0/79	0	0
Trai Turner	RG	RG	RG	RG	RG	RG	RG	RG	RG	RG	RG	RG	RG	RG	RG	RG	RG	16/109	16/105	0	0
Derrek Tuszka	PS	PS	P	P	P	P	P	P	P	P	P	P	P	P	P	P	P	14/23	0/0	0	0
Tyler Vaughns	PS	PS	PS	PS	PS	PS	PS	PS	PS	PS	PS	PS	PS	PS	PS	PS	PS/C19	0/0	0/0	0	0
James Washington	P	P	WR	P	SI	P	P	P	WR	P	P	P	P	P	P	P	P	15/60	2/25	0	1
Derek Watt	P	P	P	P	P	P	P	P	P	P	P	P	P	P	P	P	P	16/92	3/16	0	0
T.J. Watt	LOLB	LOLB	SI	LOLB	LOLB	LOLB	LOLB	LOLB	LOLB	SI	LOLB	LOLB	LOLB	LOLB	LOLB	LOLB	LOLB	14/76	14/76	0	2
Cody White	PS	PS	P	P	P	P	P	P	P	P	P	P	P	P	P	P	P	14/14	0/0	0	0
Vince Williams	RET	RET	RET	RET	RET	RET	RET	RET	RET	RET	RET	RET	RET	RET	RET	RET	RET	0/121	0/69	0	0
Damon Willis	A	A	A	A	A	A	A	A	A	A	A	A	A	A	A	A	PS/C19	0/10	0/2	0	0
Ahkelio Witherspoon	SI	P	SI	SI	DE	SI	SI	SI	SI	P	P	P	P	P	P	LCB	P	8/55	1/34	0	8
Chris Wormley	P	DE	DE	DE	DE	DE	DE	DE	DE	DE	DE	DE	DE	DE	DE	X	R/C19	14/66	13/29	1	0

LEGEND:
 CAPS- Starter, P-Player was a substitution, X-Did Not Play (Non-injury), SI-On Inactive List, PSI-Practice Squad Injury, PS-Practice Squad, NOT-Not on Roster, IR-Injured Reserve, R/C19-Reserve/COVID-19, IRD-Injured Reserve - Designated For Return, NOTT-Not on any Team, RET-Reserve/Retired, PS/C19-Practice Squad/COVID-19, *-With Other Team

INDIVIDUAL SINGLE-GAME HIGHS			OPPONENT	DATE
RUSHING				
Rushing Yards	188	Najee Harris	vs. Browns	01/03
Rushing Attempts	28	Najee Harris	vs. Browns	01/03
Rushing Average	6.7	Najee Harris	vs. Browns	01/03
Rushing Touchdowns	1	Ben Roethlisberger	vs. Browns	01/03
		Ben Roethlisberger	vs. Titans	12/19
		Najee Harris	at Vikings	12/09
		Najee Harris	at Chargers	11/21
		Najee Harris	vs. Bears	11/08
		Najee Harris	at Browns	10/31
		Eric Ebron	vs. Seahawks	10/17
		Najee Harris	vs. Broncos	10/10
		Najee Harris	at Packers	10/03
		JuJu Smith-Schuster	vs. Raiders	09/19
RECEIVING				
Pass Receptions	14	Najee Harris	vs. Bengals	09/26
Receiving Yards	130	Chase Claypool	vs. Broncos	10/10
Touchdown Receptions	2	Diontae Johnson	vs. Ravens	12/05
		Pat Freiermuth	vs. Bears	11/08
PASSING				
Passes Attempted	58	Ben Roethlisberger	vs. Bengals	09/26
Passes Completed	38	Ben Roethlisberger	vs. Bengals	09/26
Completion Percentage	72.5	Ben Roethlisberger	vs. Seahawks	10/17
Passing Yards	318	Ben Roethlisberger	vs. Bengals	09/26
Yards Per Attempt	10.1	Ben Roethlisberger	vs. Broncos	10/10
Touchdown Passes	3	Ben Roethlisberger	at Vikings	12/09
		Ben Roethlisberger	at Chargers	11/21
Interceptions Thrown	2	Ben Roethlisberger	at Bengals	11/28
		Ben Roethlisberger	vs. Bengals	09/26
PUNT RETURNS				
Punt Returns	6	Ray-Ray McCloud	vs. Lions	11/14
Punt Return Yards	54	Ray-Ray McCloud	vs. Lions	11/14
KICKOFF RETURNS				
Kickoff Returns	4	Ray-Ray McCloud	vs. Raiders	09/19
Kickoff Return Yards	99	Ray-Ray McCloud	at Packers	10/03
PUNTS				
Punts	7	Pressley Harvin III	vs. Seahawks	10/17
Punts Inside the 20	4	Pressley Harvin III	vs. Seahawks	10/17
Punting Average	60.5	Corliss Waltman	at Chiefs	12/26
INTERCEPTIONS				
Interceptions Made	2	Ahkello Witherspoon	at Vikings	12/09
INT Return Yards	45	Ahkello Witherspoon	at Vikings	12/09
TACKLES				
Tackles	14	Minkah Fitzpatrick	vs. Titans	12/19
Sacks	4.0	T.J. Watt	vs. Browns	01/03
SCORING				
Touchdowns	2	Najee Harris	at Vikings	12/09
		Diontae Johnson	vs. Ravens	12/05
		Pat Freiermuth	vs. Bears	11/08
Field Goals Attempted	5	Chris Boswell	vs. Titans	12/19
Field Goals Made	4	Chris Boswell	vs. Browns	01/03
		Chris Boswell	vs. Titans	12/19
MISC. YARDS				
Yards From Scrimmage	206	Najee Harris	vs. Browns	01/03
Combined Net Yards	206	Najee Harris	vs. Browns	01/03
LONGEST PLAYS			OPPONENT	DATE
RUSHING				
Run From Scrimmage	37	Najee Harris	vs. Browns	01/03
Touchdown Run	37	Najee Harris	vs. Browns	01/03
RECEIVING				
Pass Reception	59	Chase Claypool	vs. Broncos	10/10
Touchdown Reception	50	Diontae Johnson	vs. Broncos	10/10
PASSING				
Passing Long	59	Ben Roethlisberger	vs. Broncos	10/10
Touchdown Pass Long	50	Ben Roethlisberger	vs. Broncos	10/10
RETURNS				
Punt Return	20	Ray-Ray McCloud	at Chiefs	12/26
Kickoff Return	40	Ray-Ray McCloud	at Packers	10/03
Interception Return	41	Ahkello Witherspoon	at Vikings	12/09
KICKING				
Punt	64	Pressley Harvin III	vs. Ravens	12/05
Field Goal	56	Chris Boswell	vs. Raiders	09/19
Field Goal Attempt	56	Chris Boswell	vs. Titans	12/19
		Chris Boswell	vs. Raiders	09/19

OPPONENT SINGLE-GAME HIGHS		OPPONENT	DATE
RUSHING			
Rushing Yards	205	Dalvin Cook	at Vikings 12/09
Rushing Attempts	33	D'Andre Swift	vs. Lions 11/14
Rushing Average	10.0	Justin Herbert	at Chargers 11/21
Rushing Touchdowns	2	Dalvin Cook	at Vikings 12/09
		Joe Mixon	at Bengals 11/28
		Austin Ekeler	at Chargers 11/21
RECEIVING			
Pass Receptions	9	Keenan Allen	at Chargers 11/21
		Stefon Diggs	at Bills 09/12
Receiving Yards	120	Courtland Sutton	vs. Broncos 10/10
Touchdown Receptions	2	Byron Pringle	at Chiefs 12/26
		Austin Ekeler	at Chargers 11/21
		Randall Cobb	at Packers 10/03
		Ja'Marr Chase	vs. Bengals 09/26
PASSING			
Passes Attempted	51	Josh Allen	at Bills 09/12
Passes Completed	30	Justin Herbert	at Chargers 11/21
		Josh Allen	at Bills 09/12
Completion Percentage	83.3	Joe Burrow	at Bengals 11/28
Passing Yards	382	Justin Herbert	at Chargers 11/21
		Derek Carr	vs. Raiders 09/19
Yards Per Attempt	10.3	Derek Carr	vs. Raiders 09/19
Touchdown Passes	3	Patrick Mahomes	at Chiefs 12/26
		Justin Herbert	at Chargers 11/21
		Joe Burrow	vs. Bengals 09/26
Interceptions Thrown	2	Baker Mayfield	vs. Browns 01/03
		Kirk Cousins	at Vikings 12/09
PUNT RETURNS			
Punt Returns	4	Donovan Peoples-Jones	vs. Browns 01/03
Punt Return Yards	71	Kalif Raymond	vs. Lions 11/14
KICKOFF RETURNS			
Kickoff Returns	6	Jakeem Grant Sr.	vs. Bears 11/08
Kickoff Return Yards	143	Isaiah McKenzie	at Bills 09/12
PUNTS			
Punts	10	Jack Fox	vs. Lions 11/14
Punts Inside the 20	4	Sam Martin	vs. Broncos 10/10
Punting Average	50.8	Sam Koch	vs. Ravens 12/05
INTERCEPTIONS			
Interceptions Made	2	Logan Wilson	vs. Bengals 09/26
INT Return Yards	50	Eli Apple	at Bengals 11/28
TACKLES			
Tackles	14	Jordyn Brooks	vs. Seahawks 10/17
		Bobby Wagner	vs. Seahawks 10/17
		Logan Wilson	vs. Bengals 09/26
Sacks	2.0	Jadeveon Clowney	vs. Browns 01/03
		Solomon Thomas	vs. Raiders 09/19
SCORING			
Touchdowns	4	Austin Ekeler	at Chargers 11/21
Field Goals Attempted	4	Elliott Fry	at Chiefs 12/26
		Greg Joseph	at Vikings 12/09
		Daniel Carlson	vs. Raiders 09/19
Field Goals Made	4	Daniel Carlson	vs. Raiders 09/19
MISC. YARDS			
Yards From Scrimmage	222	Dalvin Cook	at Vikings 12/09
Combined Net Yards	222	Dalvin Cook	at Vikings 12/09
OPPONENTS LONGEST PLAYS		OPPONENT	DATE
RUSHING			
Run From Scrimmage	49	Javonte Williams	vs. Broncos 10/10
Touchdown Run	42	Godwin Igwebuike	vs. Lions 11/14
RECEIVING			
Pass Reception	62	K.J. Osborn	at Vikings 12/09
Touchdown Reception	62	K.J. Osborn	at Vikings 12/09
PASSING			
Passing Long	62	Kirk Cousins	at Vikings 12/09
Touchdown Pass Long	62	Kirk Cousins	at Vikings 12/09
RETURNS			
Longest Opponent's Fumble Return	25	DeAndre Houston-Carson	vs. Bears 11/08
Punt Return	55	Chester Rogers	vs. Titans 12/19
Kickoff Return	75	Isaiah McKenzie	at Bills 09/12
Interception Return	50	Eli Apple	at Bengals 11/28
Longest INT Return for TD	24	Mike Hilton	at Bengals 11/28
KICKING			
Punt	65	Michael Dickson	vs. Seahawks 10/17
Field Goal	51	Evan McPherson	at Bengals 11/28
Field Goal Attempt	65	Cairo Santos	vs. Bears 11/08

2021 REGULAR SEASON BIG YARDAGE GAMES

100-YARD PASS RECEIVERS							
DATE	OPPONENT	PLAYER	REC.	YDS.	AVG.	LG	TD
9/19	vs. Raiders	Diontae Johnson	9	105	11.7	41	0
9/26	vs. Bengals	Najee Harris	14	102	7.3	21	0
10/10	vs. Broncos	Chase Claypool	5	130	26.0	59	1
11/21	at Chargers	Diontae Johnson	7	101	14.4	32	1
12/5	vs. Ravens	Diontae Johnson	8	105	13.1	29T	2

100-YARD RUSHERS

DATE	OPPONENT	PLAYER	ATT.	YDS.	AVG.	LG	TD
10/10	vs. Broncos	Najee Harris	23	122	5.3	20	1
11/14	vs. Lions	Najee Harris	26	105	4.0	12	0
1/3	vs. Browns	Najee Harris	28	188	6.7	37T	1

300-YARD PASSERS

DATE	OPPONENT	PLAYER	ATT.	YDS.	COMP.	LG	TD
9/26	vs. Bengals	Ben Roethlisberger	58	318	38	29	1
12/9	at Vikings	Ben Roethlisberger	40	308	28	38	3

2021 OPPONENTS BIG YARDAGE GAMES

100-YARD PASS RECEIVERS							
DATE	OPPONENT	PLAYER	REC.	YDS.	AVG.	LG	TD
9/19	vs. Raiders	Henry Ruggs III	5	113	22.6	61T	1
10/10	vs. Broncos	Courtland Sutton	7	120	17.1	39T	1
11/21	at Chargers	Keenan Allen	9	112	12.4	30	0
11/28	at Bengals	Tee Higgins	6	114	19.0	32T	1

100-YARD RUSHERS

DATE	OPPONENT	PLAYER	ATT.	YDS.	AVG.	LG	TD
10/17	vs. Seahawks	Alex Collins	20	101	5.1	21	1
11/14	vs. Lions	D'Andre Swift	33	130	3.9	21	0
11/28	at Bengals	Joe Mixon	28	165	5.9	32	2
12/9	at Vikings	Dalvin Cook	27	205	7.6	30	2
12/19	vs. Titans	D'Onta Foreman	22	108	4.9	20	0

300-YARD PASSERS

DATE	OPPONENT	PLAYER	ATT.	YDS.	COMP.	LG	TD
9/19	vs. Raiders	Derek Carr	37	382	28	61T	2
11/21	at Chargers	Justin Herbert	41	382	30	53T	3

2021 REGULAR SEASON - BIG PASS PLAYS (20+ YARDS)												
DATE	OPPONENT	QTR	STEELERS PLAYER	YDS.	DOWN	RESULT	QTR	OPP. PLAYER	YDS.	DOWN	RESULT	
09/12	at Buffalo	3	B. Roethlisberger -> C. Claypool	22	1-10-BUF 34	Field Goal	2	J. Allen -> G. Davis	37	3-5-BUF 27	Touchdown	
		3	B. Roethlisberger -> P. Freiermuth	24	2-10-PIT 47	Field Goal						
		4	B. Roethlisberger -> J. Smith-Schuster	24	2-7-PIT 33	Field Goal						
09/19	Las Vegas	2	B. Roethlisberger -> D. Johnson	41	3-8-LV 46	Touchdown	2	D. Carr -> F. Moreau	25	1-10-LV 48	Field Goal	
		4	B. Roethlisberger -> C. Claypool	52	2-7-PIT 23	Touchdown	3	D. Carr -> H. Renfrow	23	3-9-LV 37	Touchdown	
		4	B. Roethlisberger -> N. Harris	25T	3-10-LV 25	Touchdown	3	D. Carr -> H. Ruggs III	30	2-9-PIT 39	Touchdown	
							4	D. Carr -> H. Ruggs III	61T	3-10-LV 39	Touchdown	
							4	D. Carr -> D. Waller	25	2-7-LV 30	Field Goal	
09/26	Cincinnati	3	B. Roethlisberger -> N. Harris	21	2-9-PIT 40	Missed FG	2	J. Burrow -> J. Chase	34T	1-10-PIT 34	Touchdown	
		4	B. Roethlisberger -> R. McCloud	24	3-5-PIT 24							
		4	B. Roethlisberger -> C. Claypool	29	2-5-PIT 48	Downs						
10/03	at Green Bay	1	B. Roethlisberger -> D. Johnson	45T	3-4-GB 45	Touchdown	1	A. Rodgers -> D. Adams	21	2-7-GB 38	Punt	
		4	B. Roethlisberger -> J. Washington	30	2-10-GB 39	Touchdown	2	A. Rodgers -> R. Cobb	23T	3-10-PIT 23	Touchdown	
							3	A. Rodgers -> R. Cobb	25	3-7-GB 28	Field Goal	
							3	A. Rodgers -> A. Jones	26	2-10-PIT 37	Field Goal	
10/10	Denver	1	B. Roethlisberger -> C. Claypool	23	3-1-PIT 24	Touchdown	3	A. Rodgers -> A. Lazard	28	1-10-GB 33	Fumble	
		1	B. Roethlisberger -> D. Johnson	50T	3-7-50	Touchdown	4	T. Bridgewater -> C. Sutton	25	4-2-PIT 28	Touchdown	
		2	B. Roethlisberger -> C. Claypool	59	2-7-PIT 28	Touchdown	4	T. Bridgewater -> C. Sutton	39T	1-10-PIT 39	Touchdown	
		4	B. Roethlisberger -> D. Johnson	22	2-8-PIT 27	Field Goal	4	T. Bridgewater -> T. Patrick	23	2-10-DEN 25	Interception	
							4	T. Bridgewater -> K. Hinton	23	3-5-PIT 32	Interception	
10/17	Seattle	3	B. Roethlisberger -> D. Johnson	23	1-10-SEA 40	Field Goal	1	G. Smith -> T. Homer	27	3-8-SEA 18	Punt	
							3	G. Smith -> G. Everett	41	2-7-PIT 43	Touchdown	
							5	G. Smith -> T. Lockett	21	2-9-SEA 28	Punt	
10/31	at Cleveland	3	B. Roethlisberger -> P. Freiermuth	22	2-9-CLE 34	Touchdown	3	B. Mayfield -> H. Bryant	21	1-10-PIT 43	Touchdown	
		3	B. Roethlisberger -> N. Harris	20	2-7-PIT 33	Touchdown	4	B. Mayfield -> D. Njoku	24	1-10-CLE 20	Fumble	
		4	B. Roethlisberger -> Z. Gentry	24	1-20-CLE 40	Touchdown						
		4	B. Roethlisberger -> D. Johnson	50	2-8-PIT 28	Downs						
11/08	Chicago	1	B. Roethlisberger -> C. Claypool	26	3-7-PIT 49	Touchdown	2	J. Fields -> C. Kmet	25	1-10-CHI 48	Punt	
		3	B. Roethlisberger -> J. Washington	42	1-10-PIT 25	Touchdown	2	J. Fields -> C. Kmet	21	2-2-PIT 31	Field Goal	
		4	B. Roethlisberger -> D. Johnson	22	1-5-PIT 46	Field Goal	3	J. Fields -> M. Goodwin	50	1-10-CHI 36	Field Goal	
							3	J. Fields -> D. Mooney	20	2-5-CHI 35	Touchdown	
11/14	Detroit						4	J. Fields -> J. Graham	28	2-8-PIT 43	Touchdown	
							4	J. Fields -> A. Robinson II	39	3-2-CHI 45	Touchdown	
		2	M. Rudolph -> D. Johnson	20	3-8-PIT 27	Field Goal	5	J. Goff -> A. St. Brown	30	1-10-DET 26	Punt	
		5	M. Rudolph -> D. Johnson	36	2-8-PIT 19	Fumble	5	J. Goff -> K. Raymond:12 -> D. Swift:2	22	1-10-DET 38	Punt	
											End Game	
11/21	at L.A. Chargers	2	B. Roethlisberger -> C. Claypool	37	1-10-LAC 42	Downs	1	J. Herbert -> M. Williams	22	3-14-LAC 23	Touchdown	
		2	B. Roethlisberger -> D. Johnson	22	2-10-PIT 48	Touchdown	3	J. Herbert -> K. Allen	30	3-13-LAC 27	Touchdown	
		3	B. Roethlisberger -> C. Claypool	28	3-2-PIT 33	Field Goal	4	J. Herbert -> M. Williams	53T	1-10-LAC 47	Touchdown	
		4	B. Roethlisberger -> D. Johnson	32	3-5-PIT 41	Touchdown						
11/28	at Cincinnati	1	B. Roethlisberger -> C. Claypool	41	1-10-PIT 25	Field Goal	2	J. Burrow -> T. Higgins	32T	1-10-PIT 32	Touchdown	
		4	B. Roethlisberger -> C. Claypool	30	3-10-PIT 23	Punt						
12/05	Baltimore	4	B. Roethlisberger -> C. Claypool	40	3-1-PIT 31	Touchdown	2	L. Jackson -> M. Andrews	29	3-6-PIT 32	Touchdown	
		4	B. Roethlisberger -> D. Johnson	29T	1-10-BAL 29	Touchdown						
		4	B. Roethlisberger -> D. Johnson	25	2-9-PIT 26	Field Goal	4	L. Jackson -> M. Brown	22	3-14-BAL 36	Touchdown	
12/09	at Minnesota	3	B. Roethlisberger -> J. Washington	29	1-10-PIT 36	Touchdown	2	K. Cousins -> J. Jefferson	22	1-10-MIN 22	Touchdown	
		4	B. Roethlisberger -> D. Johnson	37	2-8-PIT 33	Touchdown						
		4	B. Roethlisberger -> J. Washington	30T	1-10-MIN 30	Touchdown	4	K. Cousins -> K. Osborn	62T	1-10-MIN 38	Touchdown	
		4	B. Roethlisberger -> C. Claypool	38	2-4-PIT 10	End Game						
12/19	Tennessee		NONE					NONE				
12/26	at Kansas City	2	B. Roethlisberger -> C. Claypool	24	3-8-PIT 48	Missed FG	2	P. Mahomes -> D. Gore	50	2-7-KC 39	Touchdown	
							4	P. Mahomes -> B. Pringle	22	2-6-PIT 35	Field Goal	
01/03	Cleveland		NONE				1	B. Mayfield -> J. Landry	20	2-12-CLE 25	Punt	
							2	B. Mayfield -> D. Peoples-Jones	22	3-11-CLE 31	Punt	
							3	B. Mayfield -> D. Peoples-Jones	39	1-10-PIT 48	Touchdown	
							4	B. Mayfield -> A. Hooper	21	2-15-CLE 25	Punt	
01/09	at Baltimore	--	--	--	--	--	--	--	--	--	--	--
TOTALS		39 - 1,218 (31.2), 5 TDS						43 - 1,283 (29.8), 7 TDS				

2021 REGULAR SEASON - BIG RUN PLAYS (10+ YARDS)												
DATE	OPPONENT	QTR	STEELERS PLAYER	YDS.	DOWN	RESULT	QTR	OPP. PLAYER	YDS.	DOWN	RESULT	
09/12	at Buffalo	3	Chase Claypool	25	2-10-BUF 29	Field Goal	3	Josh Allen	11	3-8-BUF 39	Downs	
		4	Najee Harris	18	1-10-BUF 23	Touchdown	4	Devin Singletary	15	2-4- 50	Field Goal	
							4	Devin Singletary	25	1-10-PIT 35	Field Goal	
09/19	Las Vegas	1	Najee Harris	14	2-10-PIT 8	Interception	4	Peyton Barber	11	1-10-LV 24	Punt	
		2	Najee Harris	14	1-10-PIT 38	Touchdown	4	Peyton Barber	13	1-10-PIT 45	Field Goal	
09/26	Cincinnati	2	Najee Harris	20	1-17-PIT 29	Touchdown	2	Joe Mixon	27	1-10-CIN 19	Punt	
							3	Joe Mixon	11	1-10-CIN 20	Field Goal	
							3	Joe Mixon	11	1-10-CIN 45	Field Goal	
10/03	at Green Bay	1	Najee Harris	10	2-7-PIT 28	Touchdown	2	Aaron Jones	15	1-10-GB 16	Field Goal	
		3	Najee Harris	11	2-7-PIT 39	Downs	3	AJ Dillon	25	2-7-PIT 26	Touchdown	
10/10	Denver	2	Najee Harris	20	2-5-DEN 47	Field Goal	2	Javonte Williams	49	3-1-DEN 49	Field Goal	
		2	Najee Harris	13	2-12-PIT 8	End Half	4	Javonte Williams	10	1-10-PIT 46	Touchdown	
		3	Najee Harris	18	2-5-PIT 19	Touchdown	4	Teddy Bridgewater	11	2-13-PIT 13	Touchdown	
10/17	Seattle	2	Diontae Johnson	25	2-9-SEA 42	Touchdown	3	Alex Collins	11	2-5-SEA 30	Touchdown	
		4	Najee Harris	10	1-10-PIT 17	Fumble	3	Alex Collins	21	1-10-SEA 41	Touchdown	
		4	Kalen Ballage	11	1-10-PIT 27	Fumble	3	Alex Collins	14	1-10-SEA 42	Field Goal	
		4	Najee Harris	10	1-10-PIT 49	Field Goal	3	Travis Homer	26	3-7-PIT 41	Field Goal	
						4	DeeJay Dallas	10	1-20-PIT 45	Punt		
10/31	at Cleveland	2	Ray-Ray McCloud	10	1-10-CLE 18	Field Goal	1	Nick Chubb	14	2-4-CLE 31	Field Goal	
		2	Najee Harris	11	2-7-PIT 40	Downs	2	D'Ernest Johnson	11	3-15-CLE 23	Punt	
		2	Chase Claypool	16	1-10-CLE 39	Downs	3	Nick Chubb	21	1-10-CLE 14	Touchdown	
						3	D'Ernest Johnson	10T	2-10-PIT 10	Touchdown		
						4	Nick Chubb	12	1-10-CLE 39	Downs		
11/08	Chicago	1	James Washington	12	2-7-CHI 22	Touchdown	1	David Montgomery	21	1-10-CHI 12	Interception	
		1	Najee Harris	10T	1-10-CHI 10	Touchdown	3	David Montgomery	10	1-10-CHI 26	Field Goal	
		3	Diontae Johnson	11	2-12-CHI 35	Touchdown	3	David Montgomery	12	1-10-CHI 18	Touchdown	
		3	Chase Claypool	11	1-10-CHI 23	Touchdown	4	Darnell Mooney	15	1-10-PIT 15	Touchdown	
		4	Najee Harris	13	1-10-PIT 25	Field Goal						
11/14	Detroit	1	Najee Harris	11	1-10-DET 22	Touchdown	2	Jermar Jefferson	28T	1-10-PIT 28	Touchdown	
		2	Najee Harris	12	2-7-DET 19	Field Goal	2	D'Andre Swift	15	1-10-DET 31	Field Goal	
		3	Mason Rudolph	26	1-10-PIT 26	Field Goal	2	D'Andre Swift	10	4-1-PIT 45	Field Goal	
		3	Mason Rudolph	11	3-6-DET 16	Field Goal	2	D'Andre Swift	21	3-3-PIT 28	Field Goal	
							3	D'Andre Swift	16	1-10-DET 15	Touchdown	
							3	D'Andre Swift	12	3-9-DET 32	Touchdown	
							3	Godwin Igwebuike	14	1-10-DET 44	Touchdown	
						3	Godwin Igwebuike	42T	1-10-PIT 42	Touchdown		
11/21	at L.A. Chargers	2	Najee Harris	12	1-10-PIT 36	Touchdown	2	Austin Ekeler	10	1-10-LAC 2	Touchdown	
							2	Justin Herbert	18	3-6-LAC 28	Touchdown	
							2	Justin Herbert	18	1-10-PIT 42	Touchdown	
							3	Austin Ekeler	12	1-10-PIT 29	Touchdown	
							3	Justin Herbert	13	3-5-PIT 43	Field Goal	
						4	Justin Herbert	36	3-5-PIT 47	Touchdown		
11/28	at Cincinnati	4	Kalen Ballage	13	2-4-PIT 42	End Game	1	Joe Mixon	25	2-5-CIN 30	Touchdown	
							3	Joe Mixon	32	1-10-CIN 35	Touchdown	
							4	Chris Evans	13	3-8-CIN 9	Punt	
12/05	Baltimore	4	Najee Harris	13	2-1-BAL 47	Touchdown	1	Lamar Jackson	12	2-9-BAL 40	Interception	
							1	Devonta Freeman	18	2-10-PIT 32	Interception	
							3	Lamar Jackson	13	2-12-PIT 31	Field Goal	
12/09	at Minnesota	3	Najee Harris	23	2-6-PIT 19	Interception	1	Dalvin Cook	20	1-10-MIN 38	Missed FG	
		3	Najee Harris	11	1-10-MIN 22	Touchdown	1	Dalvin Cook	30	2-10-MIN 39	Touchdown	
		3	Najee Harris	13	1-10-MIN 42	Touchdown	1	Alexander Mattison	14	1-10-PIT 31	Touchdown	
							1	Dalvin Cook	16	2-7-PIT 36	Field Goal	
							2	Dalvin Cook	15	1-10-MIN 44	Touchdown	
							2	Dalvin Cook	29T	1-10-PIT 29	Touchdown	
							3	Dalvin Cook	14	2-3-PIT 23	Field Goal	
12/19	Tennessee	1	Diontae Johnson	10	1-10-PIT 28	Punt	4	Kirk Cousins	11	3-5-MIN 44	Interception	
							3	D'Onta Foreman	12	2-1-TEN 34	Punt	
							4	Dontrell Hilliard	10	2-7-TEN 23	Punt	
							4	Dontrell Hilliard	15	1-10-TEN 25	Interception	
							4	Ryan Tannehill	11	1-10-TEN 25	Fumble	
						4	D'Onta Foreman	20	1-10-TEN 25	Downs		
12/26	at Kansas City	2	Najee Harris	21	1-10-PIT 25	Missed FG	2	Darrel Williams	12	1-10-KC 35	Field Goal	
		4	Najee Harris	11	2-8-KC 32	Touchdown	3	Derrick Gore	10	1-10-KC 25	Field Goal	
		4	Mason Rudolph	17	2-10- 50	End Game						
01/03	Cleveland	2	Najee Harris	14	2-10-CLE 43	Field Goal	1	Nick Chubb	32	1-10-CLE 27	Downs	
		3	Najee Harris	30	2-10-PIT 22	Field Goal	4	Baker Mayfield	14	3-10-CLE 41	Touchdown	
		4	Najee Harris	10	1-10-PIT 43	Field Goal						
		4	Najee Harris	37T	3-2-CLE 37	Touchdown						
01/09	at Baltimore	--	--	--	--	--	--	--	--	--	--	
TOTALS		40 - 608 (15.2), 2 TDS				64 - 1,105 (17.3), 5 TDS						

		RUSHES				RECEPTIONS				RETURNS			
DATE	OPPONENT	GAIN	PLAYER	QTR	RESULT	GAIN	PLAYER	QTR	RESULT	GAIN	PLAYER	QTR	RESULT
09/12	at Buffalo	25 18	Chase Claypool Najee Harris	3 4	FG TD	22 24 24	Chase Claypool Pat Freiermuth JuJu Smith-Schuster	3 3 4	FG FG FG				
09/19	Las Vegas	14 14	Najee Harris Najee Harris	1 2	INT TD	41 52 25t	Diontae Johnson Chase Claypool Najee Harris	2 4 3	TD TD TD				
09/26	Cincinnati	20	Najee Harris	2	TD	21 24 29	Najee Harris Ray-Ray McCloud Chase Claypool	3 4 4	Miss FG FG Downs				
10/03	at Green Bay	10 11	Najee Harris Najee Harris	1 3	TD Downs	45t 30	Diontae Johnson James Washington	1 4	TD TD	38 40	Ray-Ray McCloud (KR) Ray-Ray McCloud (KR)	2 3	Half Downs
10/10	Denver	20 13 18	Najee Harris Najee Harris Najee Harris	2 2 3	FG Half TD	23 50t 59 22	Chase Claypool Diontae Johnson Chase Claypool Diontae Johnson	1 1 2 4	TD TD TD FG				
10/17	Seattle	25 10 11 10	Diontae Johnson Najee Harris Kalen Ballage Najee Harris	2 4 4 4	TD Fumble Fumble FG	23	Diontae Johnson	3	FG	37	Ray-Ray McCloud (KR)	1	Punt
10/31	at Cleveland	10 11 16	Ray-Ray McCloud Najee Harris Chase Claypool	2 2 2	FG Downs Downs	22 20 24 50	Pat Freiermuth Najee Harris Zach Gentry Diontae Johnson	3 3 4 4	TD TD TD Downs				
11/08	Chicago	12 10t 11 11 13	James Washington Najee Harris Diontae Johnson Chase Claypool Najee Harris	1' 1' 3' 3' 4	TD TD TD TD FG	26 42 22	Chase Claypool James Washington Diontae Johnson	1 3 4	TD TD FG				
11/14	Detroit	11 12 26 11	Najee Harris Najee Harris Mason Rudolph Mason Rudolph	1 2 3 3	TD FG FG FG	20 36	Diontae Johnson Diontae Johnson	2 5	FG Fumble				
11/21	at L.A. Chargers	12	Najee Harris	2	TD	37 22 28 32	Chase Claypool Diontae Johnson Chase Claypool Diontae Johnson	2 2 3 4	Downs TD FG TD	30 33	Ray-Ray McCloud (KR) Ray-Ray McCloud (KR)	2 2	TD Half
11/28	at Cincinnati	13	Kalen Ballage	4	Game	41 30	Chase Claypool Chase Claypool	1 4	FG Punt				
12/05	Baltimore	13	Najee Harris	4	TD	40 29t 25	Chase Claypool Diontae Johnson Diontae Johnson	4 4 4	TD TD FG				
12/09	at Minnesota	23 11 13	Najee Harris Najee Harris Najee Harris	3 3 3	INT TD TD	29 37 30t 38	James Washington Diontae Johnson James Washington Chase Claypool	3 4 4 4	TD TD TD Game	41	Ahkello Witherspoon (INT)	4	INT
12/19	Tennessee	10	Diontae Johnson	1	Punt								
12/26	at Kansas City	21 11 17	Najee Harris Najee Harris Mason Rudolph	2 4 4	Miss FG TD Game	24	Chase Claypool	2	Miss FG				
01/03	Cleveland	14 30 10 37t	Najee Harris Najee Harris Najee Harris Najee Harris	2 3 4 4	FG FG FG TD								
01/09	at Baltimore	--	--	--	--	--	--	--	--	--	--	--	--

* - result within the same drive

STEELERS OPPONENTS 2021 REGULAR SEASON - BIG PLAYS: RUSH 10+, RECEPTIONS 20+, RETURNS 30+													
		RUSHES				RECEPTIONS				RETURNS			
DATE	OPPONENT	GAIN	PLAYER	QTR	RESULT	GAIN	PLAYER	QTR	RESULT	GAI N	PLAYER	QT R	RESULT
09/12	at Buffalo	11 15 25	Josh Allen Devin Singletary Devin Singletary	3 4 4	Downs FG FG	37	Gabriel Davis	2	TD	75	Isaiah McKenzie (KR)	1	FG
09/19	Las Vegas	11 13	Peyton Barber Peyton Barber	4 4	Punt FG	25 23 30 61t 25	Foster Moreau Hunter Renfrow Henry Ruggs III Henry Ruggs III Darren Waller	2 3' 3' 4 4	FG TD TD TD FG				
09/26	Cincinnati	27 11 11	Joe Mixon Joe Mixon Joe Mixon	2 3 3	Punt FG FG	34t	Ja'Marr Chase	2	TD	30	Brandon Wilson (KR)	4	Punt
10/03	at Green Bay	15 25	Aaron Jones AJ Dillon	2 3	FG TD	21 23t 25 26 28	Davante Adams Randall Cobb Randall Cobb Aaron Jones Allen Lazard	1 2 3 3 3	Punt TD FG FG Fumble				
10/10	Denver	49 10 11	Javonte Williams Javonte Williams Teddy Bridgewater	2 4 4	FG TD TD	25 39t 23 23	Courtland Sutton Courtland Sutton Tim Patrick Kendall Hinton	4 4 4' 4	TD TD INT INT				
10/17	Seattle	11 21 14 26 10	Alex Collins Alex Collins Alex Collins Travis Homer DeeJay Dallas	3' 3' 3' 3' 4	TD TD FG FG Punt	27 23t 21	Travis Homer Gerald Everett Tyler Lockett	1 3 5	Punt TD Punt	34 38	DeeJay Dallas (KR) DeeJay Dallas (KR)	2 3	Punt TD
10/31	at Cleveland	14 11 21 10t 12	Nick Chubb D'Ernest Johnson Nick Chubb D'Ernest Johnson Nick Chubb	1 2 3 3 4	FG Punt TD TD Downs	21 24	Harrison Bryant David Njoku	3 4	TD Fumble				
11/08	Chicago	21 10 12 15t	David Montgomery David Montgomery David Montgomery Darnell Mooney	1 3 3 4	INT FG TD TD	25 21 50 20 28 39	Cole Kmet Cole Kmet Marquise Goodwin Darnell Mooney Jimmy Graham Allen Robinson II	2 2 3 3 4 4	Punt FG FG TD TD Punt	32	Jakeem Grant Sr. (SR)	4	Fumble
11/14	Detroit	28t 15 10 21 16 12 14 42t	Jermar Jefferson D'Andre Swift D'Andre Swift D'Andre Swift D'Andre Swift Godwin Igwebuike Godwin Igwebuike	2 2' 2' 3' 3' 3' 3	TD FG FG TD TD TD TD	30 22	Amon-Ra St. Brown Kalif Raymond:12 -> D'Andre Swift:2	5 5	TD Game	48	Kalif Raymond (PR)	2	Punt
11/21	at L.A. Chargers	10 18 18 12 13 36	Austin Ekeler Justin Herbert Justin Herbert Austin Ekeler Justin Herbert Justin Herbert	2' 2' 2' 3 3 4	TD TD TD TD FG TD	22 30 53t	Mike Williams Keenan Allen Mike Williams	1 3 4	TD TD TD				
11/28	at Cincinnati	25 32 13	Joe Mixon Joe Mixon Chris Evans	1 3 4	TD TD Punt	32t	Tee Higgins	2	TD	50	Eli Apple (INT)	1	INT
12/05	Baltimore	12 18 13	Lamar Jackson Devonta Freeman Lamar Jackson	1' 1' 3	INT INT FG	29 22	Mark Andrews Marquise Brown	2 4	TD TD	35	Devin Duvernay (KR)	4	FG
12/09	at Minnesota	20 30 14 16 15 29t 14 11	Dalvin Cook Dalvin Cook Alexander Mattison Dalvin Cook Dalvin Cook Dalvin Cook Dalvin Cook Kirk Cousins	1 1' 1' 1 2' 2' 3 4	Miss FG TD TD FG TD TD FG INT	22 62t	Justin Jefferson K.J. Osborn	2 4	TD TD				
12/19	Tennessee	12 10 15 11 20	D'Onta Foreman Dontrell Hilliard Dontrell Hilliard Ryan Tannehill D'Onta Foreman	3 3 4 4 4	Punt Punt INT Fumble Downs					55	Chester Rogers (PR)	1	Punt
12/26	at Kansas City	12 10	Darrel Williams Derrick Gore	2 3	FG FG	50 22	Derrick Gore Byron Pringle	2 4	TD FG				
01/03	Cleveland	32 14	Nick Chubb Baker Mayfield	1 4	Downs TD	20 22 22 39 21	Jarvis Landry Donovan Peoples-Jones Donovan Peoples-Jones Austin Hooper	1 2 3 4	Punt Punt TD Punt				
01/09	at Baltimore	--	--	--	--	--	--	--	--	--	--	--	--

* - result within the same drive

2021 REGULAR SEASON - 30+ YARD KICKOFF/10+ YARD PUNT/10+ YARD BLOCKED KICK RETURNS/20+ YARD INTERCEPTION/10+ YARD FUMBLE													
DATE	OPPONENT	QTR	RETURN	STEELERS PLAYER	YDS.	DOWN	RESULT	QTR	RETURN	OPP. PLAYER	YDS.	DOWN	RESULT
09/12	at Buffalo			NONE				1	KO	Isaiah McKenzie	75	BUF 35	Punt
09/19	Las Vegas	4	Punt	Ray-Ray McCloud	15	PIT 32	Field Goal	3	Punt	Hunter Renfrow	10	LV 18	Touchdown
								4	Punt	Hunter Renfrow	16	LV 24	Punt
09/26	Cincinnati	1	Punt	Ray-Ray McCloud	14	PIT 20	Punt	1	Punt	Darius Phillips	16	CIN 42	Punt
								4	KO	Brandon Wilson	30	PIT 15	Downs
10/03	at Green Bay	1	KO	Ray-Ray McCloud	38	50	Field Goal			NONE			
		3	KO	Ray-Ray McCloud	40	GB 33	Fumble						
		4	Punt	Ray-Ray McCloud	14	PIT 29	Interception						
10/10	Denver			NONE				1	FUM	Alexander Johnson	10	PIT 29	Field Goal
								2	Punt	Diontae Spencer	13	DEN 40	Field Goal
								4	Punt	Diontae Spencer	13	DEN 28	Touchdown
10/17	Seattle	1	KO	Ray-Ray McCloud	37	SEA 10	Punt	1	Punt	Freddie Swain	14	SEA 21	Punt
		4	Punt	Ray-Ray McCloud	14	PIT 26	Field Goal	2	KO	DeeJay Dallas	34	PIT 16	Touchdown
								3	KO	DeeJay Dallas	38	SEA 35	Punt
10/31	at Cleveland	2	Punt	Ray-Ray McCloud	10	PIT 37	Downs			NONE			
		2	Punt	Ray-Ray McCloud	19	PIT 35	End Half						
11/08	Chicago	1	Punt	Ray-Ray McCloud	14	PIT 41	Touchdown	4	KO	Jakeem Grant Sr.	32	CHI 42	Punt
								4	FUM	DeAndre Houston-Carson	25T	CHI 35	Field Goal
11/14	Detroit	1	Punt	Ray-Ray McCloud	13	PIT 40	Punt	2	Punt	Kalif Raymond	48	PIT 39	Touchdown
		1	Punt	Ray-Ray McCloud	13	PIT 28	Interception	5	Punt	Kalif Raymond	18	DET 45	Punt
		4	Punt	Ray-Ray McCloud	13	PIT 29	Punt						
		4	Punt	Ray-Ray McCloud	10	PIT 22	End Half						
11/21	at L.A. Chargers	2	KO	Ray-Ray McCloud	30	PIT 35	Field Goal			NONE			
		1	KO	Ray-Ray McCloud	33	50	Touchdown						
11/28	at Cincinnati			NONE				1	INT	Eli Apple	50	PIT 5	Field Goal
								2	INT	Mike Hilton	24T	CIN 35	End Half
								3	Punt	Darius Phillips	17	CIN 33	Punt
12/05	Baltimore	1	Punt	Ray-Ray McCloud	14	PIT 27	Punt	2	Punt	Devin Duvernay	12	BAL 27	Punt
								4	KO	Devin Duvernay	35	BAL 35	Field Goal
12/09	at Minnesota	4	INT	Ahkello Witherspoon	41	MIN 21	Touchdown	1	Punt	Dede Westbrook	16	MIN 43	Field Goal
								3	Punt	Dede Westbrook	15	PIT 34	Field Goal
12/19	Tennessee	1	Punt	Ray-Ray McCloud	17	PIT 35	Punt	1	Punt	Chester Rogers	55	PIT 25	Touchdown
		3	Punt	Ray-Ray McCloud	11	PIT 23	Punt						
		3	Punt	Ray-Ray McCloud	11	PIT 37	Touchdown						
		4	INT	Joe Schobert	23	TEN 31	Field Goal						
12/26	at Kansas City	4	Punt	Ray-Ray McCloud	20	PIT 39	End Game	1	Punt	Mecole Hardman	18	KC 27	Touchdown
								4	FUM	Jarran Reed	10	PIT 7	Field Goal
01/03	Cleveland	2	Punt	Ray-Ray McCloud	15	PIT 37	Punt			NONE			
		2	Punt	Ray-Ray McCloud	10	PIT 19	Interception						
		4	Punt	Ray-Ray McCloud	14	CLE 37	Field Goal						
01/09	at Baltimore	--	--	--	--	--	--	--	--	--	--	--	--
TOTALS		26 - 503 (19.3), 0 TDS						25 - 644 (25.8), 2 TDS					

2021 REGULAR SEASON

WEEK 1: STEELERS 23, BILLS 16

SEPTEMBER 12, 2021

STEELERS														BILLS													
#	RECD	LOST	POSS	OBTAINED	BEGAN	PLAYS	YDS	PEN	NET	1ST	ENDED	GIVEN UP		#	RECD	LOST	POSS	OBTAINED	BEGAN	PLAYS	YDS	PEN	NET	1ST	ENDED	GIVEN UP	
1	13:30	10:35	2:55	Kickoff	PIT 25	5	22	0	22	1	PIT 47	Punt		1	15:00	13:30	1:30	Kickoff	PIT 24	4	5	0	5	0	PIT 19	Field Goal	
2	05:05	03:50	1:15	Punt	PIT 20	3	5	-12	-7	0	PIT 13	Punt		2	10:35	05:05	5:30	Punt	BUF 12	10	53	-20	33	3	BUF 45	Punt	
3	02:41	14:01	3:40	Punt	PIT 13	6	25	0	25	1	PIT 38	Punt		3	03:50	02:41	1:09	Punt	BUF 37	3	9	0	9	0	BUF 46	Punt	
4	10:58	09:32	1:26	Punt	PIT 7	3	2	-4	-2	0	PIT 5	Punt		4	14:01	10:58	3:03	Punt	BUF 23	7	34	0	34	2	PIT 43	Punt	
5	08:38	06:01	2:37	Fumble	PIT 45	4	0	0	0	1	PIT 45	Punt		5	09:32	08:38	0:54	Punt	PIT 35	3	0	0	-8	0	PIT 38	Fumble	
6	00:22	00:00	0:22	Kickoff	PIT 25	1	-1	0	-1	0	PIT 25	End Half		6	06:01	00:22	5:39	Punt	BUF 9	13	96	-5	91	5	PIT 3	Touchdown	
7	15:00	10:23	4:37	Kickoff	PIT 25	10	64	5	69	4	BUF 6	Field Goal		7	10:23	05:48	4:35	Kickoff	BUF 25	12	40	0	40	3	PIT 35	Downs	
8	05:48	01:47	4:01	Downs	PIT 36	11	62	0	62	3	BUF 2	Field Goal		8	01:47	13:42	0:05	Kickoff	BUF 25	8	27	0	27	2	PIT 41	Downs	
9	13:42	11:19	2:23	Downs	PIT 48	4	26	26	3	3	BUF 5	Touchdown		9	11:19	09:45	1:34	Kickoff	BUF 25	3	6	0	-2	0	BUF 23	Blocked	
10	05:23	02:42	2:41	Kickoff	PIT 25	9	49	-1	48	3	BUF 7	Field Goal		10	09:45	05:23	4:24	Kickoff	BUF 26	9	67	0	67	3	PIT 7	Field Goal	
11	00:46	00:00	0:46	Kickoff	BUF 45	2	-2	0	-2	0	BUF 46	End Game		11	02:42	00:46	1:56	Kickoff	BUF 36	10	50	-10	40	4	PIT 24	Field Goal	

WEEK 2: STEELERS 17, RAIDERS 26

SEPTEMBER 19, 2021

STEELERS														RAIDERS													
#	RECD	LOST	POSS	OBTAINED	BEGAN	PLAYS	YDS	PEN	NET	1ST	ENDED	GIVEN UP		#	RECD	LOST	POSS	OBTAINED	BEGAN	PLAYS	YDS	PEN	NET	1ST	ENDED	GIVEN UP	
1	15:00	11:27	3:33	Kickoff	PIT 32	6	14	0	14	1	PIT 46	Punt		1	11:27	08:15	3:12	Punt	LV 16	6	19	0	19	1	LV 35	Punt	
2	08:15	05:44	2:31	Punt	PIT 8	5	14	0	14	1	PIT 22	Interception		2	05:44	03:10	2:34	Punt	PIT 39	5	17	-5	12	1	PIT 27	Field Goal	
3	03:10	13:32	4:38	Kickoff	PIT 22	10	50	-10	40	2	LV 3	Downs		3	13:32	09:34	3:58	Downs	LV 38	8	27	20	47	2	PIT 15	Field Goal	
4	09:34	06:25	3:09	Kickoff	PIT 25	7	75	0	75	4	LV 38	Touchdown		4	06:25	00:20	6:23	Kickoff	LV 25	13	73	-20	53	5	PIT 22	Field Goal	
5	00:02	00:00	0:02	Kickoff		0	0	0	0	0		End Half		5	15:00	12:15	2:45	Kickoff	LV 25	6	22	0	22	1	LV 47	Punt	
6	12:15	09:11	3:04	Punt	PIT 13	6	20	0	20	1	PIT 33	Punt		6	09:11	05:02	4:09	Punt	LV 18	7	82	0	82	4	PIT 9	Touchdown	
7	05:02	01:43	3:19	Kickoff	PIT 17	6	28	10	38	3	LV 45	Punt		7	01:43	12:56	3:47	Punt	LV 3	7	47	0	47	3	PIT 46	Punt	
8	12:56	11:15	1:41	Punt	PIT 20	5	80	0	80	2	LV 25	Touchdown		8	11:15	09:35	1:40	Kickoff	LV 25	5	75	0	75	2	LV 39	Touchdown	
9	09:35	08:23	1:12	Kickoff	PIT 25	3	9	0	9	0	PIT 34	Punt		9	08:23	05:51	2:32	Punt	LV 24	4	14	0	14	1	LV 38	Punt	
10	05:51	03:42	2:09	Punt	PIT 32	8	30	0	30	2	LV 38	Field Goal		10	03:42	00:20	3:22	Kickoff	LV 27	7	46	0	46	2	PIT 27	Field Goal	
11	00:20	00:00	0:20	Kickoff	PIT 25	1	11	0	11	1	PIT 25	End Game															

WEEK 3: STEELERS 10, BENGALS 24

SEPTEMBER 26, 2021

STEELERS														BENGALS													
#	RECD	LOST	POSS	OBTAINED	BEGAN	PLAYS	YDS	PEN	NET	1ST	ENDED	GIVEN UP		#	RECD	LOST	POSS	OBTAINED	BEGAN	PLAYS	YDS	PEN	NET	1ST	ENDED	GIVEN UP	
1	15:00	13:00	2:00	Kickoff	PIT 25	3	9	-5	4	0	PIT 29	Punt		1	13:00	10:48	2:12	Punt	CIN 42	3	14	-10	4	0	CIN 46	Punt	
2	10:48	08:31	2:17	Punt	PIT 20	3	3	-16	-13	0	PIT 7	Punt		2	08:31	07:37	0:54	Punt	CIN 36	2	6	0	6	0	CIN 42	Interception	
3	07:37	06:45	0:52	Interception	PIT 44	3	2	-5	-3	0	PIT 41	Interception		3	06:45	02:54	3:51	Interception	PIT 42	6	47	-5	42	2	PIT 17	Touchdown	
4	02:54	12:24	5:30	Kickoff	PIT 25	8	11	18	29	2	CIN 46	Punt		4	12:24	09:36	2:48	Kickoff	CIN 19	4	30	0	30	1	CIN 49	Punt	
5	09:36	01:04	8:32	Punt	PIT 14	15	96	-10	86	7	CIN 4	Touchdown		5	01:04	00:37	0:27	Punt	CIN 35	3	60	15	75	3	PIT 34	Touchdown	
6	00:37	00:15	0:22	Kickoff	PIT 25	3	2	0	2	0	PIT 27	Punt		6	00:15	00:00	0:15	Kickoff	CIN 33	1	-2	-10	-12	0	CIN 23	End Half	
7	08:47	07:51	0:56	Kickoff	PIT 25	3	6	0	6	0	PIT 31	Interception		7	15:00	08:47	6:13	Kickoff	CIN 20	10	70	-15	55	4	PIT 25	Field Goal	
8	06:18	04:22	1:56	Kickoff	PIT 24	7	37	15	52	3	CIN 24	Missed FG		8	07:51	06:18	1:33	Interception	PIT 19	3	19	0	19	2	PIT 9	Touchdown	
9	02:12	08:09	9:03	Punt	PIT 4	18	95	-7	88	5	CIN 8	Field Goal		9	04:22	02:12	2:10	Missed FG	CIN 32	3	6	0	6	0	CIN 38	Punt	
10	06:25	03:02	3:23	Punt	PIT 15	12	73	0	73	4	CIN 11	Downs		10	08:09	06:25	1:44	Kickoff	CIN 29	3	12	-5	7	0	CIN 36	Punt	
11	01:54	01:23	0:31	Punt	PIT 27	4	8	0	8	0	PIT 35	Downs		11	03:02	01:54	1:08	Downs	CIN 12	3	8	0	8	0	CIN 20	Punt	
														12	01:23	00:00	1:23	Downs	PIT 35	2	-2	0	-2	0	PIT 36	End Game	

WEEK 4: STEELERS 17, PACKERS 27

OCTOBER 3, 2021

STEELERS														PACKERS													
#	RECD	LOST	POSS	OBTAINED	BEGAN	PLAYS	YDS	PEN	NET	1ST	ENDED	GIVEN UP		#	RECD	LOST	POSS	OBTAINED	BEGAN	PLAYS	YDS	PEN	NET	1ST	ENDED	GIVEN UP	
1	15:00	10:04	4:56	Kickoff	PIT 25	8	75	0	75	3	GB 45	Touchdown		1	10:04	04:10	5:54	Kickoff	GB 22	8	38	0	38	2	PIT 40	Punt	
2	04:10	03:13	0:57	Punt	PIT 4	3	5	0	5	0	PIT 9	Punt		2	03:13	13:22	1:51	Punt	GB 36	13	64	0	64	5	PIT 4	Touchdown	
3	13:22	12:28	0:54	Kickoff	PIT 25	3	-2	0	-2	0	PIT 29	Fumble		3	12:28	10:55	1:33	Fumble	PIT 23	4	33	-10	23	1	PIT 23	Touchdown	
4	10:55	05:41	5:14	Kickoff	PIT 25	10	51	-10	41	3	GB 34	Field Goal		4	05:41	00:05	5:36	Kickoff	GB 16	13	71	5	76	5	PIT 8	Field Goal	
5	00:05	00:00	0:05	Kickoff		0	0	0	0	0		End Half		5	15:00	09:51	5:29	Kickoff	GB 25	12	58	6	64	4	PIT 11	Field Goal	
6	09:31	07:01	2:30	Kickoff	PIT 8	5	12	0	12	1	PIT 20	Punt		6	07:01	04:46	2:15	Punt	PIT 40	4	40	0	40	3	PIT 1	Touchdown	
7	04:46	02:33	2:13	Kickoff	PIT 36	7	31	0	31	2	GB 32	Downs		7	02:33	01:41	0:52	Downs	GB 33	2	29	0	29	1	PIT 39	Fumble	
8	01:41	14:14	2:27	Fumble	PIT 35	6	28	-5	23	2	GB 42	Punt		8	14:14	12:35	1:39	Punt	GB 5	3	1	0	1	0	GB 6	Punt	
9	12:35	10:05	2:30	Punt	PIT 37	7	18	0	18	1	GB 47	Downs		9	10:05	06:57	3:08	Downs	GB 45	7	20	0	20	1	PIT 35	Downs	
10	06:57	04:04	2:53	Downs	PIT 35	8	60	5	65	5	GB 1	Touchdown		10	04:04	01:51	2:13	Kickoff	GB 25	6	15	0	15	1	GB 40	Punt	
11	01:51	01:11	0:40	Punt	PIT 29	2	4	0	4	0	PIT 33	Interception		11	01:11	00:00	1:11	Interception	GB 42	2	-2	0	-2	0	GB 41	End Game	

WEEK 5: STEELERS 27, BRONCOS 19

OCTOBER 10, 2021

STEELERS														BRONCOS													
#	RECD	LOST	POSS	OBTAINED	BEGAN	PLAYS	YDS	PEN	NET	1ST	ENDED	GIVEN UP		#	RECD	LOST	POSS	OBTAINED	BEGAN	PLAYS	YDS	PEN	NET	1ST	ENDED	GIVEN UP	
1	15:00	12:02	2:58	Kickoff	PIT 15	6	85	0	85	2	PIT 47	Touchdown		1	12:02	09:55	2:07	Kickoff	DEN 25	3	11	-5	6	0	DEN 31	Punt	
2	09:55	03:57	5:58	Punt	PIT 17	10	28	-5	23	3	PIT 49	Fumble		2	03:57	01:43	2:14	Kickoff	DEN 25	4	8	0	8	0	DEN 31	Punt	
3	01:43	12:42	0:41	Kickoff	PIT 25	9	45	0	45	3	DEN 30	Field Goal		3	12:42	11:44	0:58	Kickoff	DEN 22	3	8	0	8	0	DEN 30	Punt	
4	11:44	10:04	1:40	Punt	PIT 9	3	8	0	8	0	PIT 17	Punt		4	10:04	04:47	5:17	Kickoff	DEN 40	7	54	-5	49	1	PIT 11	Field Goal	
5	05:47	02:12	3:35	Kickoff	PIT 25	6	63	12	75	3	DEN 1	Touchdown		5	02:12	01:31	0:41	Kickoff	DEN 25	5	26	0	26	2	PIT 49	Punt	
6	01:31	00:00	1:31	Punt	PIT 10	4	19	-5	14	1	PIT 26	End Half		6	15:00	05:57	5:03	Kickoff	DEN 15	8	38	0	38	3	PIT 47	Punt	
7	09:57	02:41	7:16	Punt	PIT 14	14	81	5	86	5	DEN 18	Touchdown		7	02:41	01:15	1:26	Kickoff	DEN 25	14	85	-10	75	5	PIT 2	Touchdown	
8	10:15	07:40	2:35	Punt	PIT 18	3	14	-10	4	0	PIT 22	Punt		8	07:40	05:46	1:56	Punt	DEN 28	5	72	0	72	3	PIT 39	Touchdown	
9	05:46	02:29	3:17	Kickoff	PIT 25	7	49	0	49	2	DEN 26	Field Goal		9	02:29	00:11	2:18	Kickoff	DEN 25	11	72	0	72	3	PIT 3	Interception	
10	00:21	00:00	0:21	Interception	PIT 20	1	-1	0	-1	0	PIT 20	End Game															

WEEK 6: STEELERS 23, SEAHAWKS 20

OCTOBER 17, 2021

STEELERS													SEAHAWKS												
#	RECD	LOST	POSS	OBTAINED	BEGAN	PLAYS	YDS	PEN	NET	1ST	ENDED	GIVEN UP	#	RECD	LOST	POSS	OBTAINED	BEGAN	PLAYS	YDS	PEN	NET	1ST	ENDED	GIVEN UP
1	15:00	12:19	2:41	Kickoff	PIT 37	3	13	-5	8	0	PIT 45	Punt	1	12:19	10:14	2:05	Punt	SEA 10	3	8	0	8	0	SEA 18	Punt
2	10:14	08:04	2:10	Punt	PIT 31	3	18	0	18	1	PIT 49	Punt	2	08:04	04:35	3:09	Punt	SEA 16	7	51	-10	41	2	PIT 43	Punt
3	04:55	00:35	4:20	Punt	PIT 20	6	25	-10	15	1	PIT 35	Punt	3	00:35	14:11	1:24	Punt	SEA 21	3	9	0	9	0	SEA 30	Punt
4	14:11	10:00	4:10	Punt	PIT 46	8	54	0	54	4	SEA 5	Touchdown	4	10:01	08:03	1:58	Kickoff	SEA 31	4	6	0	6	1	SEA 37	Punt
5	08:03	01:04	6:59	Punt	PIT 16	14	64	20	84	7	SEA 1	Touchdown	5	01:04	00:36	0:28	Kickoff	SEA 25	3	-8	0	-8	0	SEA 17	Punt
6	00:36	00:11	0:25	Punt	PIT 41	3	3	0	3	0	PIT 44	Punt	6	00:11	00:00	0:11	Punt	SEA 20	1	-1	0	-1	0	SEA 20	End Half
7	09:55	05:46	4:09	Kickoff	PIT 25	9	76	-10	66	3	SEA 9	Field Goal	7	15:00	09:55	5:05	Kickoff	SEA 25	10	72	3	75	6	PIT 2	Touchdown
8	03:02	01:25	1:37	Kickoff	PIT 23	3	3	0	3	0	PIT 26	Punt	8	05:46	03:02	2:44	Kickoff	SEA 40	6	60	0	60	3	PIT 1	Touchdown
9	12:59	11:32	1:27	Kickoff	PIT 17	3	18	0	18	2	PIT 38	Fumble	9	01:25	12:59	3:26	Punt	SEA 42	8	36	0	36	2	PIT 22	Field Goal
10	09:45	07:29	2:16	Punt	PIT 20	5	15	0	15	1	PIT 35	Punt	10	11:32	09:45	1:47	Fumble	PIT 35	3	6	-10	-4	0	PIT 39	Punt
11	05:19	01:30	3:49	Punt	PIT 26	9	50	-10	40	3	SEA 34	Field Goal	11	07:29	05:19	2:10	Punt	SEA 18	3	5	0	5	0	SEA 23	Punt
12	06:31	04:27	2:04	Punt	PIT 20	3	9	0	9	0	PIT 29	Punt	12	01:30	00:00	1:30	Kickoff	SEA 25	9	50	0	50	3	PIT 25	Field Goal
13	04:16	02:50	1:26	Fumble	SEA 16	3	-3	0	-3	0	SEA 19	Field Goal	13	10:00	06:31	3:29	Kickoff	SEA 27	5	15	0	15	1	SEA 42	Punt
													14	04:27	04:16	0:11	Punt	SEA 15	1	0	0	0	0	SEA 15	Fumble

WEEK 8: STEELERS 15, BROWNS 10

OCTOBER 31, 2021

STEELERS													BROWNS												
#	RECD	LOST	POSS	OBTAINED	BEGAN	PLAYS	YDS	PEN	NET	1ST	ENDED	GIVEN UP	#	RECD	LOST	POSS	OBTAINED	BEGAN	PLAYS	YDS	PEN	NET	1ST	ENDED	GIVEN UP
1	08:09	04:19	3:50	Kickoff	PIT 25	7	27	5	22	2	PIT 47	Punt	1	15:00	08:09	6:51	Kickoff	CLE 25	13	63	0	63	4	PIT 12	Field Goal
2	14:54	09:18	5:36	Downs	PIT 40	10	57	-10	47	2	CLE 13	Field Goal	2	04:19	14:54	4:25	Punt	CLE 15	8	50	-5	45	2	PIT 39	Downs
3	08:30	07:16	1:14	Punt	PIT 23	3	0	0	0	0	PIT 23	Punt	3	09:18	08:30	0:48	Kickoff	CLE 25	3	0	0	0	0	CLE 25	Punt
4	06:07	03:28	4:29	Punt	PIT 37	12	53	0	53	4	CLE 10	Downs	4	07:16	06:07	1:09	Punt	CLE 22	3	-5	0	-5	0	CLE 17	Punt
5	00:21	00:00	0:21	Punt	PIT 35	1	0	0	0	0	PIT 35	End Half	5	01:38	00:21	1:17	Downs	CLE 10	5	24	0	24	1	CLE 34	Punt
6	15:00	13:55	1:05	Kickoff	PIT 27	3	5	0	5	0	PIT 32	Punt	6	13:55	09:36	4:19	Punt	CLE 14	8	81	5	86	6	PIT 10	Touchdown
7	09:36	03:39	5:57	Kickoff	PIT 22	12	78	0	78	5	CLE 8	Touchdown	7	03:39	01:42	1:57	Punt	CLE 40	3	9	-5	4	0	CLE 44	Punt
8	01:42	11:04	5:38	Punt	PIT 17	13	88	-5	83	7	CLE 2	Touchdown	8	11:04	06:04	5:00	Punt	CLE 20	8	59	0	59	3	PIT 32	Fumble
9	06:04	04:22	1:42	Fumble	PIT 20	3	8	-5	3	0	PIT 23	Punt	9	04:22	01:53	2:29	Punt	CLE 39	8	25	10	35	3	PIT 26	Downs
10	01:53	00:00	1:53	Downs	PIT 26	6	54	-5	49	1	CLE 25	Downs													

WEEK 9: STEELERS 29, BEARS 27

NOVEMBER 8, 2021

STEELERS													BEARS												
#	RECD	LOST	POSS	OBTAINED	BEGAN	PLAYS	YDS	PEN	NET	1ST	ENDED	GIVEN UP	#	RECD	LOST	POSS	OBTAINED	BEGAN	PLAYS	YDS	PEN	NET	1ST	ENDED	GIVEN UP
1	13:02	09:42	3:20	Punt	PIT 41	6	54	5	59	4	CHI 10	Touchdown	1	15:00	13:02	1:58	Kickoff	CHI 22	3	8	0	8	0	CHI 30	Punt
2	07:40	04:29	3:11	Punt	PIT 42	6	31	0	8	1	PIT 48	Punt	2	09:42	07:40	2:02	Kickoff	CHI 11	3	14	-10	4	0	CHI 15	Punt
3	02:03	13:22	3:41	Interception	CHI 36	9	8	5	36	3	CHI 4	Touchdown	3	04:29	02:03	2:26	Punt	CHI 12	5	30	0	30	2	CHI 42	Interception
4	11:49	09:12	2:37	Punt	PIT 17	4	12	-9	3	0	PIT 20	Punt	4	13:22	11:49	1:33	Kickoff	CHI 25	3	7	0	7	0	CHI 32	Punt
5	06:44	04:47	1:57	Punt	PIT 9	3	9	0	9	0	PIT 18	Punt	5	09:12	06:44	2:28	Punt	CHI 48	4	17	-5	12	1	PIT 40	Punt
6	00:15	00:00	0:15	Kickoff	PIT 25	1	-1	0	-1	0	PIT 25	End Half	6	04:47	00:15	4:32	Punt	CHI 36	12	51	1	52	3	PIT 12	Field Goal
7	15:00	12:42	2:18	Kickoff	PIT 30	3	7	15	22	1	CHI 48	Punt	7	12:42	07:43	4:59	Punt	CHI 7	10	104	-15	89	4	PIT 4	Field Goal
8	07:43	02:08	5:35	Kickoff	PIT 25	9	75	0	75	4	CHI 10	Touchdown	8	02:08	14:17	2:51	Kickoff	CHI 18	6	82	0	82	4	PIT 15	Touchdown
9	14:17	11:54	2:23	Kickoff	PIT 25	4	9	30	39	1	CHI 36	Field Goal	9	11:54	11:47	0:07	Kickoff	0	0	0	0	0	0	0	Fumble
10	11:47	07:58	3:49	Fumble	CHI 42	6	-2	5	3	1	CHI 39	Punt	10	07:58	06:31	1:27	Punt	CHI 20	3	3	0	3	0	CHI 23	Punt
11	06:31	02:52	3:39	Kickoff	PIT 25	11	26	15	41	3	CHI 34	Field Goal	11	02:52	01:46	1:06	Kickoff	CHI 25	7	75	0	75	3	PIT 16	Touchdown
12	01:46	00:26	1:20	Kickoff	PIT 25	7	52	0	52	2	CHI 23	Field Goal	12	00:26	00:00	0:26	Kickoff	CHI 25	5	23	5	28	3	PIT 47	Missed FG

WEEK 10: STEELERS 16, LIONS 16

NOVEMBER 14, 2021

STEELERS													LIONS												
#	RECD	LOST	POSS	OBTAINED	BEGAN	PLAYS	YDS	PEN	NET	1ST	ENDED	GIVEN UP	#	RECD	LOST	POSS	OBTAINED	BEGAN	PLAYS	YDS	PEN	NET	1ST	ENDED	GIVEN UP
1	15:00	09:40	5:20	Kickoff	PIT 17	10	54	29	83	5	DET 9	Touchdown	1	09:40	08:01	1:39	Kickoff	DET 16	3	10	-5	5	0	DET 21	Punt
2	08:01	06:37	1:24	Punt	PIT 40	3	6	0	6	0	PIT 46	Punt	2	06:37	04:27	2:10	Punt	DET 15	3	9	0	9	0	DET 24	Punt
3	04:27	01:39	2:48	Punt	PIT 28	6	27	0	27	2	DET 45	Interception	3	01:39	00:20	1:19	Interception	DET 48	3	0	0	0	0	DET 48	Punt
4	00:20	14:11	0:09	Punt	PIT 20	3	6	0	6	0	PIT 26	Punt	4	14:11	12:43	1:28	Punt	PIT 39	3	39	0	39	2	PIT 28	Touchdown
5	12:43	04:22	8:21	Kickoff	PIT 25	13	78	-15	73	4	DET 2	Field Goal	5	04:22	00:00	4:22	Kickoff	PIT 31	12	67	0	67	3	PIT 2	Field Goal
6	12:09	08:26	3:43	Kickoff	PIT 26	13	54	15	69	4	DET 5	Field Goal	6	15:00	12:09	2:51	Kickoff	DET 15	6	85	0	85	4	PIT 42	Touchdown
7	04:32	01:48	2:44	Punt	PIT 20	6	21	0	21	1	PIT 41	Punt	7	08:26	04:32	3:54	Kickoff	DET 33	6	28	0	28	1	PIT 39	Punt
8	14:52	11:31	3:21	Punt	PIT 21	6	27	-10	17	1	DET 33	Field Goal	8	01:48	14:52	1:56	Punt	DET 18	3	0	-5	-5	0	DET 13	Punt
9	07:09	04:27	2:42	Punt	PIT 29	5	19	0	19	1	PIT 48	Punt	9	11:31	07:09	4:22	Kickoff	DET 25	7	6	4	10	1	DET 35	Punt
10	03:22	02:22	1:00	Punt	DET 48	3	3	0	3	0	DET 45	Punt	10	04:27	03:22	1:05	Punt	DET 13	3	-11	0	-11	0	DET 2	Punt
11	00:19	00:00	0:19	Punt	PIT 22	1	-1	0	-1	0	PIT 22	End Half	11	02:22	00:19	2:03	Punt	DET 20	8	25	0	25	2	DET 45	Punt
12	07:32	06:42	0:50	Punt	PIT 17	2	38	0	38	0	PIT 19	Fumble	12	10:00	07:32	2:28	Kickoff	DET 26	4	24	0	24	1	PIT 41	Punt
13	04:03	02:25	1:38	Missed FG	PIT 38	3	-15	0	-15	0	PIT 23	Punt	13	06:42	04:03	2:39	Fumble	DET 45	5	15	10	25	2	PIT 30	Missed FG
14	01:37	00:08	1:29	Punt	PIT 11	10	51	0	51	4	PIT 23	Fumble	14	02:25	01:37	0:48	Punt	DET 45	3	-13	0	-13	0	DET 32	Punt
													15	00:08	00:00	0:08	Fumble	DET 38	1	22	0	22	1	DET 38	End Game

WEEK 11: STEELERS 3

WEEK 12: STEELERS 10, BENGALS 41

NOVEMBER 28, 2021

STEELERS													BENGALS												
#	RECD	LOST	POSS	OBTAINED	BEGAN	PLAYS	YDS	PEN	NET	1ST	ENDED	GIVEN UP	#	RECD	LOST	POSS	OBTAINED	BEGAN	PLAYS	YDS	PEN	NET	1ST	ENDED	GIVEN UP
1	09:29	07:56	1:33	Kickoff	PIT 23	3	14	0	14	1	PIT 37	Interception	1	15:00	09:29	5:31	Kickoff	CIN 25	10	71	4	75	5	PIT 8	Touchdown
2	06:01	02:17	3:44	Kickoff	PIT 25	8	53	0	53	2	CIN 22	Field Goal	2	07:56	06:01	1:55	Interception	PIT 5	4	-8	0	-8	0	PIT 13	Field Goal
3	14:15	10:18	2:57	Kickoff	PIT 25	7	28	0	28	2	CIN 47	Punt	3	02:17	14:15	3:02	Kickoff	CIN 25	6	75	0	75	4	PIT 32	Touchdown
4	02:43	01:48	0:55	Kickoff	PIT 25	3	9	0	9	0	PIT 34	Punt	4	10:18	02:43	7:35	Punt	CIN 16	14	78	6	84	6	PIT 1	Touchdown
5	00:37	00:30	0:07	Interception	PIT 21	1	0	0	0	0	PIT 21	Interception	5	01:48	00:37	1:11	Punt	CIN 29	6	45	-10	35	3	PIT 36	Interception
6	00:30	00:00	0:30	Kickoff	PIT 30	2	-9	0	-9	0	PIT 30	End Half	6	12:11	08:27	3:44	Punt	CIN 33	5	8	0	8	1	CIN 41	Punt
7	15:00	12:11	2:49	Kickoff	PIT 25	6	17	0	17	1	PIT 42	Punt	7	06:23	02:35	3:48	Fumble	PIT 45	8	12	0	12	1	PIT 33	Field Goal
8	08:27	06:23	2:04	Punt	PIT 18	5	27	0	27	2	PIT 45	Fumble	8	01:07	13:10	2:57	Punt	CIN 35	5	65	0	65	4	PIT 1	Touchdown
9	02:35	01:07	1:28	Kickoff	PIT 25	3	2	0	2	0	PIT 27	Punt	9	10:36	06:11	4:25	Punt	CIN 7	6	23	-3	20	1	CIN 27	Punt
10	13:10	10:36	2:34	Kickoff	PIT 23	6	43	-15	28	1	CIN 49	Punt	10	02:59	01:47	1:12	Kickoff	CIN 10	3	1	0	1	0	CIN 11	Punt
11	06:11	02:59	3:12	Punt	PIT 31	9	69	0	69	4	CIN 15	Touchdown													
12	01:47	00:00	1:47	Punt	PIT 36	7	48	0	48	3	CIN 27	End Game													

WEEK 13: STEELERS 20, RAVENS 19

DECEMBER 5, 2021

STEELERS													RAVENS												
#	RECD	LOST	POSS	OBTAINED	BEGAN	PLAYS	YDS	PEN	NET	1ST	ENDED	GIVEN UP	#	RECD	LOST	POSS	OBTAINED	BEGAN	PLAYS	YDS	PEN	NET	1ST	ENDED	GIVEN UP
1	08:30	06:55	1:35	Interception	PIT 20	3	9	0	9	0	PIT 29	Punt	1	15:00	08:30	6:30	Kickoff	BAL 25	11	75	-10	65	4	PIT 10	Interception
2	05:17	04:04	1:13	Punt	PIT 27	3	8	0	8	0	PIT 35	Punt	2	06:55	05:17	1:38	Punt	BAL 33	3	-1	0	-1	0	PIT 32	Punt
3	08:37	06:16	2:21	Kickoff	PIT 18	4	24	0	24	1	PIT 42	Punt	3	04:04	08:37	10:27	Punt	BAL 1	16	94	5	99	7	PAL 3	Touchdown
4	01:48	00:27	1:21	Punt	PIT 13	9	52	0	52	3	BAL 35	Field Goal	4	06:16	01:48	4:28	Punt	BAL 27	6	15	5	20	2	BAL 47	Punt
5	15:00	12:44	2:16	Kickoff	PIT 10	6	11	-10	1	1	PIT 11	Punt	5	00:27	00:00	0:27	Kickoff	BAL 25	3	8	-10	-2	0	BAL 23	End Half
6	07:24	03:36	3:48	Kickoff	PIT 20	8	31	0	31	2	BAL 49	Punt	6	12:44	07:24	5:20	Punt	BAL 42	10	46	-5	41	3	PIT 17	Field Goal
7	00:39	14:01	1:38	Punt	PIT 22	4	78	0	78	2	BAL 29	Touchdown	7	03:36	00:39	2:57	Punt	BAL 24	6	19	-5	14	1	BAL 38	Punt
8	11:51	07:18	4:33	Kickoff	PIT 25	10	50	0	50	3	BAL 25	Field Goal	8	14:01	11:51	2:10	Kickoff	BAL 38	5	10	-41	51	1	PIT 11	Field Goal
9	06:21	01:48	4:33	Punt	PIT 31	11	59	10	69	5	BAL 5	Touchdown	9	07:18	06:21	0:57	Kickoff	BAL 25	3	-5	0	-5	0	BAL 20	Punt
10	00:12	00:00	0:12	Kickoff	BAL 45	1	-1	0	-1	0	BAL 45	End Game	10	01:48	00:12	1:36	Kickoff	BAL 40	8	65	-5	60	4	PIT 6	Touchdown

WEEK 14: STEELERS 28, VIKINGS 36

DECEMBER 9, 2021

STEELERS													VIKINGS												
#	RECD	LOST	POSS	OBTAINED	BEGAN	PLAYS	YDS	PEN	NET	1ST	ENDED	GIVEN UP	#	RECD	LOST	POSS	OBTAINED	BEGAN	PLAYS	YDS	PEN	NET	1ST	ENDED	GIVEN UP
1	11:43	05:32	6:11	Missed FG	PIT 43	11	36	-10	26	3	MIN 31	Missed FG	1	15:00	11:43	3:17	Kickoff	MIN 25	7	45	-5	40	2	PIT 35	Missed FG
2	03:31	01:45	1:46	Kickoff	PIT 25	3	8	0	8	0	PIT 33	Punt	2	05:32	03:31	2:01	Missed FG	MIN 39	5	61	0	61	3	PIT 14	Touchdown
3	14:43	13:01	1:42	Kickoff	PIT 25	3	-6	0	-6	0	PIT 19	Punt	3	01:45	14:43	2:02	Punt	MIN 43	7	37	0	37	2	PIT 20	Field Goal
4	09:55	07:39	2:16	Kickoff	PIT 19	3	-4	-4	-4	0	PIT 15	Punt	4	13:01	09:55	3:06	Punt	MIN 22	5	88	-10	78	4	PIT 29	Touchdown
5	02:20	01:35	0:45	Kickoff	PIT 25	5	9	5	14	1	PIT 39	Punt	5	07:39	02:20	5:19	Punt	MIN 40	12	60	0	60	4	PIT 7	Touchdown
6	00:44	00:00	0:44	Punt	PIT 33	2	23	-5	18	1	PIT 34	End Half	6	01:35	00:44	0:51	Punt	MIN 12	3	9	0	9	0	MIN 21	Punt
7	15:00	12:25	2:35	Kickoff	PIT 12	3	-4	0	-4	0	PIT 8	Punt	7	12:25	09:36	2:49	Punt	PIT 34	7	10	0	10	1	PIT 24	Field Goal
8	09:36	08:22	1:14	Kickoff	PIT 15	3	27	0	27	1	PIT 42	Interception	8	08:22	06:15	2:07	Interception	PIT 30	6	18	5	23	2	PIT 7	Field Goal
9	06:15	02:11	0:44	Kickoff	PIT 25	10	65	10	75	5	MIN 3	Touchdown	9	02:11	02:03	0:08	Kickoff	MIN 25	1	0	0	0	0	MIN 25	Interception
10	02:03	14:49	2:14	Interception	MIN 42	7	30	12	42	4	MIN 1	Touchdown	10	14:49	13:17	1:32	Kickoff	MIN 25	3	3	0	3	0	MIN 28	Punt
11	13:17	12:11	1:06	Punt	PIT 31	3	69	0	69	2	MIN 30	Touchdown	11	12:11	10:51	1:20	Kickoff	MIN 25	3	75	0	75	2	MIN 38	Touchdown
12	10:51	08:56	1:55	Kickoff	PIT 25	3	7	-5	2	0	PIT 27	Punt	12	08:56	04:58	3:58	Punt	MIN 39	6	22	0	22	1	PIT 39	Interception
13	04:58	04:14	0:44	Interception	MIN 21	2	21	0	21	1	MIN 15	Touchdown	13	04:14	02:16	1:58	Kickoff	MIN 25	6	30	-10	20	1	MIN 45	Punt
14	02:16	00:00	2:16	Punt	PIT 4	12	94	-10	84	4	MIN 12	End Game													

WEEK 15: STEELERS 19, TITANS 13

DECEMBER 19, 2021

STEELERS													TITANS												
#	RECD	LOST	POSS	OBTAINED	BEGAN	PLAYS	YDS	PEN	NET	1ST	ENDED	GIVEN UP	#	RECD	LOST	POSS	OBTAINED	BEGAN	PLAYS	YDS	PEN	NET	1ST	ENDED	GIVEN UP
1	15:00	13:23	1:37	Kickoff	PIT 25	4	18	0	18	1	PIT 43	Punt	1	13:23	11:16	2:07	Punt	TEN 30	3	2	0	2	0	TEN 32	Punt
2	11:16	10:10	1:06	Punt	PIT 35	3	4	0	4	0	PIT 39	Punt	2	10:10	07:41	2:29	Punt	PIT 25	6	25	0	25	3	PIT 1	Touchdown
3	07:41	06:07	1:34	Kickoff	PIT 25	3	-4	0	-4	0	PIT 21	Punt	3	06:07	01:13	4:54	Punt	TEN 47	11	40	5	45	3	PIT 8	Field Goal
4	01:13	14:18	1:55	Kickoff	PIT 28	4	22	-5	17	1	PIT 45	Punt	4	14:18	12:46	1:32	Punt	TEN 15	3	13	0	13	0	TEN 20	Fumble
5	12:46	10:35	2:11	Fumble	TEN 36	5	23	-5	18	1	TEN 18	Field Goal	5	10:35	00:18	10:17	Kickoff	TEN 22	19	79	-15	64	6	PIT 14	Field Goal
6	00:18	00:00	0:18	Kickoff	PIT 22	4	40	0	40	2	TEN 38	Missed FG	6	15:00	11:26	3:34	Kickoff	TEN 25	5	24	0	24	1	TEN 49	Punt
7	11:26	10:10	1:16	Punt	PIT 23	3	-4	5	-1	0	PIT 24	Punt	7	10:10	07:07	3:03	Punt	TEN 20	5	0	0	0	1	TEN 20	Punt
8	07:07	03:08	3:59	Punt	PIT 37	8	39	24	63	5	TEN 1	Touchdown	8	03:08	00:50	2:18	Kickoff	TEN 25	6	16	0	16	1	TEN 42	Fumble
9	00:50	13:24	2:26	Fumble	TEN 41	7	22	9	31	2	TEN 10	Field Goal	9	13:24	09:16	4:08	Kickoff	TEN 25	7	43	-10	33	2	PIT 42	Interception
10	09:16	07:20	1:56	Interception	TEN 31	4	4	0	4	0	TEN 27	Field Goal	10	07:20	06:36	0:44	Kickoff	TEN 25	2	10	0	10	1	TEN 36	Fumble
11	06:36	04:29	2:07	Fumble	TEN 35	4	5	0	5	0	TEN 30	Field Goal	11	04:29	00:27	4:02	Kickoff	TEN 25	13	65	0	65	4	PIT 16	Downs
12	00:27	00:00	0:27	Downs	PIT 10	1	-1	0	-1	0	PIT 10	End Game													

WEEK 16: STEELERS 10, CHIEFS 36

DECEMBER 26, 2021

STEELERS													CHIEFS												
#	RECD	LOST	POSS	OBTAINED	BEGAN	PLAYS	YDS	PEN	NET	1ST	ENDED	GIVEN UP	#	RECD	LOST	POSS	OBTAINED	BEGAN	PLAYS	YDS	PEN	NET	1ST	ENDED	GIVEN UP
1	15:00	12:17	2:43	Kickoff	PIT 25	5	8	0	8	1	PIT 33	Punt	1	12:17	04:07	8:10	Punt	KIC 27	14	68	5	73	7	PIT 5	Touchdown
2	04:07	03:59	0:08	Kickoff	PIT 25	1	0	0	0	0	PIT 33	Punt	2	03:59	01:05	2:54	Punt	KIC 49	6	44	5	49	3	PIT 5	Touchdown
3	01:05	13:46	12:19	Kickoff	PIT 25	9	17	0	17	1	PIT 37	Punt	3	13:46	08:45	5:01	Punt	KC 20	10	54	5	54	3	PIT 26	Field Goal
4	08:45	05:03	3:42	Kickoff	PIT 25	5	57	0	57	3	KC 18	Punt	4	05:03	02:13	2:50	Missed FG	KC 26	6	74	0	74	3	PIT 26	Touchdown
5	02:13	01:23	0:50	Kickoff	PIT 25	4	6	0	6	0	PIT 34	Downs	5	01:23	00:18	1:05	Downs	PIT 31	6	15	-5	-10	1	PIT 28	Missed FG
6	00:18	00:00	0:18	Missed FG	PIT 25	3	21	0	21	1	PIT 34	End Half	6	00:18	13:26	1:34	Kickoff	KC 25	3	9	-5	4	0	KC 29	Punt
7	13:26	12:44	0:42	Punt	PIT 30	2	10	0	10	0	PIT 38	Fumble	7	12:44	08:51	3:51	Fumble	KC 49	7	51	0	51	4	PIT 16	Touchdown
8	12:44	11:57	0:47	Punt	PIT 30	15	8	0	8	0	PIT 38	Field Goal	8	12:44	11:57	0:47	Punt	KC 25	12	59	0	59	0	PIT 16	Field Goal
9	11:57	11:43	0:14	Kickoff	PIT 30	-13	13	0	13	0	PIT 30	Fumble	9	11:43	09:41	2:02	Fumble	PIT 7	4	5	0	5	0	PIT 17	Field Goal
10	09:41	02:54	6:47	Kickoff	PIT 15	15	85	0	85	6	KC 15	Touchdown	10	02:54	02:16	0:38	Kickoff	KC 25	3	6	0	6	0	KC 31	Punt
11	02:16	00:00	2:16	Punt	PIT 39	10	54	0	54	4	KC 19	End Game													

WEEK 17: STEELERS 26, BROWNS 14

JANUARY 3, 2022

STEELERS														BROWNS													
#	RECD	LOST	POSS	OBTAINED	BEGAN	PLAYS	YDS	PEN	NET	1ST	ENDED	GIVEN UP		#	RECD	LOST	POSS	OBTAINED	BEGAN	PLAYS	YDS	PEN	NET	1ST	ENDED	GIVEN UP	
1	15:00	12:14	2:46	Kickoff	PIT 25	5	14	0	14	1	PIT 39	Punt		1	12:14	10:43	1:31	Punt	CLE 27	5	18	0	18	1	CLE 45	Punt	
2	10:43	07:57	2:46	Punt	PIT 20	5	15	-5	10	1	PIT 30	Punt		2	07:57	05:28	2:29	Punt	CLE 27	5	40	-5	35	1	PIT 38	Downs	
3	05:28	00:43	4:45	Downs	PIT 38	10	26	0	26	2	CLE 36	Downs		3	00:43	14:53	0:50	Downs	CLE 36	3	-6	0	-6	0	CLE 30	Punt	
4	14:53	10:39	4:14	Punt	PIT 34	10	46	20	66	5	CLE 5	Touchdown		4	10:39	09:46	0:53	Kickoff	CLE 24	3	1	0	1	0	CLE 25	Punt	
5	09:46	07:09	2:37	Punt	PIT 37	3	7	0	7	0	PIT 44	Punt		5	07:09	07:03	0:06	Punt	CLE 26	1	0	0	0	0	CLE 26	Interception	
6	07:03	03:02	4:01	Interception	CLE 43	11	39	0	39	3	CLE 4	Field Goal		6	03:02	00:34	2:28	Kickoff	CLE 21	9	38	-5	33	2	PIT 46	Punt	
7	00:34	00:00	0:34	Punt	PIT 19	6	15	15	30	2	PIT 49	Interception		7	15:00	12:36	2:24	Kickoff	CLE 35	3	6	0	6	0	CLE 41	Punt	
8	12:36	08:20	4:16	Punt	PIT 22	11	61	5	66	3	CLE 12	Field Goal		8	08:20	05:06	3:14	Kickoff	CLE 26	5	17	0	17	1	CLE 43	Punt	
9	05:06	02:58	2:08	Punt	PIT 5	3	-1	0	-1	0	PIT 4	Punt		9	02:58	00:56	2:02	Punt	PIT 48	4	48	0	48	2	PIT 3	Touchdown	
10	00:56	00:02	0:54	Kickoff	PIT 25	3	1	0	1	0	PIT 26	Punt		10	00:02	13:36	1:26	Punt	CLE 30	5	16	-10	6	1	CLE 36	Punt	
11	13:36	09:46	3:50	Punt	PIT 43	8	25	0	25	2	CLE 32	Field Goal		11	09:46	07:23	2:23	Kickoff	CLE 25	3	-3	-17	-20	0	CLE 5	Punt	
12	07:23	05:48	1:35	Punt	CLE 37	4	7	0	7	0	CLE 30	Field Goal		12	05:48	01:10	4:38	Kickoff	CLE 24	17	50	26	76	7	PIT 1	Touchdown	
13	01:10	00:51	0:19	Kickoff	CLE 45	3	45	0	45	1	CLE 37	Touchdown		13	00:51	00:10	0:41	Kickoff	CLE 20	4	7	0	7	0	CLE 27	Interception	
14	00:10	00:00	0:10	Interception	CLE 37	1	-1	0	-1	0	CLE 37	End Game															

2021 REGULAR SEASON																	
		STEELERS								OPPONENT							
		FIRST HALF				SECOND HALF				FIRST HALF				SECOND HALF			
DATE	OPPONENT	PLAYS	YDS	TIME	RESULT	PLAYS	YDS	TIME	RESULT	PLAYS	YDS	TIME	RESULT	PLAYS	YDS	TIME	RESULT
09/12	at Bills	5	22	2:55	Punt	10	69	4:37	FG	4	5	1:30	FG	12	40	4:35	Downs
09/19	Raiders	6	14	3:33	Punt	6	20	3:04	Punt	6	19	3:12	Punt	6	22	2:45	Punt
09/26	Bengals	3	4	2:00	Punt	3	6	0:56	INT	3	4	2:12	Punt	10	55	6:13	FG
10/03	at Packers	8	75	4:56	TD	5	12	2:30	Punt	8	38	5:54	Punt	12	64	5:29	FG
10/10	Broncos	6	85	2:58	TD	14	86	7:16	TD	3	6	2:07	Punt	8	38	5:03	Punt
10/17	Seahawks	3	8	2:41	Punt	9	66	4:09	FG	3	8	2:05	Punt	10	75	5:05	TD
10/31	at Browns	7	22	3:50	Punt	3	5	1:05	Punt	13	63	6:51	FG	8	86	4:19	TD
11/08	Bears	6	59	3:20	TD	3	22	2:18	Punt	3	8	1:58	Punt	10	89	4:59	FG
11/14	Lions	10	83	5:20	TD	13	69	3:43	FG	3	5	1:39	Punt	6	85	2:51	TD
11/21	at Chargers	13	57	6:31	FG	3	2	1:42	Punt	12	73	6:20	TD	6	70	3:10	TD
11/28	at Bengals	3	14	1:33	INT	6	17	2:49	Punt	10	75	5:31	TD	5	8	3:44	Punt
12/05	Ravens	3	9	1:35	Punt	6	1	2:16	Punt	11	65	6:30	INT	10	41	5:20	FG
12/09	at Vikings	11	26	6:11	Miss FG	3	-4	2:35	Punt	7	40	3:17	Miss FG	7	10	2:49	FG
12/19	Titans	4	18	1:37	Punt	3	1	1:16	Punt	3	2	2:07	Punt	5	24	3:34	Punt
12/26	at Chiefs	5	8	2:43	Punt	2	10	0:42	FUM	14	73	8:10	TD	3	4	1:34	Punt
01/03	Browns	5	14	2:46	Punt	11	66	4:16	FG	5	18	1:31	Punt	3	6	2:24	Punt

DATE		OPPONENT	STARTING QB	POSS	TD	PAT	2-PTM	2-PT	FG	FGA	MG	6BK	FGP	PUNT	INT	FUM	SAF	OWNS	HE	GM	PTS	TD%	SCORE	%PTS	PTS/POSS
9/12		at Buffalo	Roethlisberger	11	1	2	0	0	3	3	0	0	0	5	0	0	0	0	1	1	16	9.1	36.4	1.45	
9/19		Las Vegas	Roethlisberger	11	2	2	0	0	1	1	0	0	0	4	1	0	0	1	1	17	18.2	27.3	1.55		
9/26		Cincinnati	Roethlisberger	11	1	1	0	0	1	2	1	0	0	4	2	0	0	2	0	10	9.1	18.2	0.91		
10/3		at Green Bay	Roethlisberger	11	2	2	0	0	1	1	0	0	0	3	1	1	0	2	1	0	17	18.2	27.3	1.55	
10/10		Denver	Roethlisberger	10	3	3	0	0	2	2	0	0	0	2	0	1	0	0	1	27	30.0	50.0	2.70		
10/17		Seattle	Roethlisberger	13	2	2	0	0	3	3	0	0	0	7	0	1	0	0	0	23	15.4	38.5	1.77		
10/31		at Cleveland	Roethlisberger	10	2	0	2	0	1	1	0	0	0	4	0	0	0	2	1	0	15	20.0	30.0	1.50	
11/8		Chicago	Roethlisberger	12	3	2	0	0	3	3	0	0	0	5	0	1	0	0	1	0	29	25.0	50.0	2.42	
11/14		Detroit	Rudolph	14	1	1	0	0	3	3	0	0	0	6	1	2	0	0	1	0	16	7.1	28.6	1.14	
11/21		at L.A. Chargers	Roethlisberger	11	4	4	0	0	3	3	0	0	0	1	0	0	0	2	1	0	37	36.4	63.6	3.36	
11/28		at Cincinnati	Roethlisberger	12	1	1	0	0	1	1	0	0	0	5	2	1	0	0	1	1	10	8.3	16.7	0.83	
12/5		Baltimore	Roethlisberger	10	2	1	1	1	2	2	0	0	0	5	0	0	0	0	0	1	20	20.0	40.0	2.00	
12/9		at Minnesota	Roethlisberger	14	4	3	2	1	0	1	1	0	0	6	1	0	0	1	1	28	28.6	28.6	2.00		
12/19		Tennessee	Roethlisberger	12	1	1	0	0	4	5	1	0	0	5	0	0	0	0	0	1	19	8.3	41.7	1.58	
12/26		at Kansas City	Roethlisberger	11	1	1	0	0	1	2	1	0	0	2	1	2	0	1	1	1	10	9.1	18.2	0.91	
1/3		Cleveland	Roethlisberger	14	2	2	0	0	4	4	0	0	0	5	1	0	0	1	0	1	26	14.3	42.9	1.86	
1/9		at Baltimore	--	--	--	--	--	--	--	--	--	--	--	--	--	--	--	--	--	--	--	--	--	--	
2021 TOTALS				187	32	28	5	2	33	37	4	0	0	69	10	9	0	11	11	9	320	17.1	34.8	1.71	

STEELERS 2021 REGULAR SEASON SCORING DRIVES											
DATE	OPPONENT	ACQUIRED	DRIVE START	PLAYS	YARDS	Q/TIME	FIRST DOWNS	SCORING PLAY	PIT	OPP	
09/12	at Buffalo	Kickoff	PIT 25	10	69	Q3:4:37	4	C. Boswell: 24-yard FG	3	10	
		Downs	PIT 36	11	62	Q3:4:01	3	C. Boswell: 20-yard FG	6	10	
		Downs	PIT 48	4	52	Q4:2:23	3	D. Johnson: 5-yard pass from B. Roethlisberger	13	10	
		Kickoff	PIT 25	9	48	Q4:2:41	3	C. Boswell: 45-yard FG	23	13	
09/19	Las Vegas	Kickoff	PIT 25	7	75	Q2:3:09	4	J. Smith-Schuster: 3-yard run	7	6	
		Punt	PIT 20	5	80	Q4:1:41	2	N. Harris: 25-yard pass from B. Roethlisberger	14	16	
		Punt	PIT 32	8	30	Q4:2:09	2	C. Boswell: 56-yard FG	17	23	
09/26	Cincinnati	Punt	PIT 14	15	86	Q2:8:32	7	P. Freiermuth: 4-yard pass from B. Roethlisberger	7	7	
		Punt	PIT 4	18	88	Q3:9:03	5	Q4: C. Boswell: 26-yard FG	10	24	
10/03	at Green Bay	Kickoff	PIT 25	8	75	Q1:4:56	3	D. Johnson: 45-yard pass from B. Roethlisberger	7	0	
		Kickoff	PIT 25	10	41	Q2:5:14	3	C. Boswell: 52-yard FG	10	14	
		Downs	PIT 35	8	65	Q4:2:53	5	N. Harris: 1-yard run	17	27	
10/10	Denver	Kickoff	PIT 15	6	85	Q1:2:58	2	D. Johnson: 50-yard pass from B. Roethlisberger	7	0	
		Kickoff	PIT 25	9	45	Q1:4:01	3	Q2: C. Boswell: 48-yard FG	10	3	
		Kickoff	PIT 25	6	75	Q2:3:35	3	N. Harris: 1-yard run	17	6	
		Punt	PIT 14	14	86	Q3:7:16	5	C. Claypool: 18-yard pass from B. Roethlisberger	24	6	
		Kickoff	PIT 25	7	49	Q4:3:17	2	C. Boswell: 43-yard FG	27	19	
10/17	Seattle	Punt	PIT 46	8	54	Q2:4:10	4	N. Harris: 5-yard pass from B. Roethlisberger	7	0	
		Punt	PIT 16	14	84	Q2:6:59	7	E. Ebron: 1-yard run	14	0	
		Kickoff	PIT 25	9	66	Q3:4:09	3	C. Boswell: 27-yard FG	17	7	
		Punt	PIT 26	9	40	Q4:3:49	3	C. Boswell: 52-yard FG	20	17	
		Fumble	SEA 16	3	-3	Q1:1:26	0	C. Boswell: 37-yard FG	23	20	
10/31	at Cleveland	Downs	PIT 40	10	47	Q2:5:36	2	C. Boswell: 31-yard FG	3	3	
		Kickoff	PIT 22	12	78	Q3:5:57	5	N. Harris: 8-yard run	9	10	
		Punt	PIT 17	13	83	Q3:5:38	7	Q4: P. Freiermuth: 2-yard pass from B. Roethlisberger	15	10	
11/08	Chicago	Punt	PIT 41	6	59	Q1:3:20	4	N. Harris: 10-yard run	7	0	
		Interception	CHI 36	9	36	Q1:3:41	3	Q2: P. Freiermuth: 4-yard pass from B. Roethlisberger	14	0	
		Kickoff	PIT 25	9	75	Q3:5:35	4	P. Freiermuth: 10-yard pass from B. Roethlisberger	20	6	
		Kickoff	PIT 25	4	39	Q4:2:23	1	C. Boswell: 54-yard FG	23	13	
		Kickoff	PIT 25	11	41	Q4:3:39	3	C. Boswell: 52-yard FG	26	20	
11/14	Detroit	Kickoff	PIT 25	7	52	Q4:1:20	2	C. Boswell: 40-yard FG	29	27	
		Kickoff	PIT 17	10	83	Q1:5:20	5	J. Washington: 9-yard pass from M. Rudolph	7	0	
		Kickoff	PIT 25	13	73	Q2:8:21	4	C. Boswell: 20-yard FG	10	7	
		Kickoff	PIT 26	13	69	Q3:3:43	4	C. Boswell: 23-yard FG	13	16	
		Punt	50 yard line	6	17	Q4:3:21	1	C. Boswell: 51-yard FG	16	16	
11/21	at L.A. Chargers	Kickoff	PIT 25	13	57	Q1:6:31	4	C. Boswell: 36-yard FG	3	0	
		Kickoff	PIT 36	7	64	Q2:2:33	4	D. Johnson: 10-yard pass from B. Roethlisberger	10	14	
		Kickoff	PIT 25	10	57	Q3:4:30	2	Q4: C. Boswell: 36-yard FG	13	27	
		Blocked Punt	LAC 3	4	3	Q4:0:58	2	N. Harris: 1-yard run	20	27	
		Kickoff	PIT 25	9	75	Q4:3:59	4	E. Ebron: 5-yard pass from B. Roethlisberger	27	34	
		Interception	LAC 11	2	11	Q4:0:13	2	P. Freiermuth: 5-yard pass from B. Roethlisberger	34	34	
		Downs	LAC 34	4	7	Q4:0:19	0	C. Boswell: 45-yard FG	37	34	
11/28	at Cincinnati	Kickoff	PIT 25	8	53	Q1:3:44	2	C. Boswell: 40-yard FG	3	10	
		Punt	PIT 31	9	69	Q4:3:12	4	P. Freiermuth: 15-yard pass from B. Roethlisberger	10	41	
12/05	Baltimore	Punt	PIT 13	9	52	Q2:1:21	3	C. Boswell: 53-yard FG	3	7	
		Punt	PIT 22	4	78	Q3:1:38	2	Q4: D. Johnson: 29-yard pass from B. Roethlisberger	9	10	
		Kickoff	PIT 25	10	50	Q4:3:33	3	C. Boswell: 43-yard FG	12	13	
		Punt	PIT 31	11	69	Q4:4:33	5	D. Johnson: 5-yard pass from B. Roethlisberger	20	13	
12/09	at Minnesota	Kickoff	PIT 25	10	75	Q3:4:04	5	N. Harris: 3-yard pass from B. Roethlisberger	7	29	
		Interception	MIN 42	7	42	Q3:2:14	4	Q4: N. Harris: 1-yard run	14	29	
		Punt	PIT 31	3	69	Q4:0:06	2	J. Washington: 30-yard pass from B. Roethlisberger	20	29	
		Interception	MIN 21	2	21	Q4:0:44	1	P. Freiermuth: 15-yard pass from B. Roethlisberger	28	36	
12/19	Tennessee	Fumble	TEN 36	5	18	Q2:2:11	1	C. Boswell: 36-yard FG	3	10	
		Punt	PIT 37	8	63	Q3:5:59	5	B. Roethlisberger: 1-yard run	10	13	
		Fumble	TEN 41	7	31	Q3:2:26	2	Q4: C. Boswell: 28-yard FG	13	13	
		Interception	TEN 31	4	4	Q4:1:56	0	C. Boswell: 46-yard FG	16	13	
		Fumble	TEN 35	4	5	Q4:2:07	0	C. Boswell: 48-yard FG	19	13	
12/26	at Kansas City	Kickoff	PIT 30	15	54	Q3:5:19	4	C. Boswell: 34-yard FG	3	30	
		Kickoff	PIT 15	17	85	Q4:6:47	6	D. Johnson: 15-yard pass from B. Roethlisberger	10	36	
01/03	Cleveland	Punt	PIT 34	10	66	Q2:4:14	5	D. Johnson: 5-yard pass from B. Roethlisberger	7	0	
		Interception	CLE 43	11	39	Q2:4:01	3	C. Boswell: 22-yard FG	10	0	
		Punt	PIT 22	11	66	Q3:4:16	3	C. Boswell: 30-yard FG	13	0	
		Punt	PIT 43	8	25	Q4:3:50	2	C. Boswell: 50-yard FG	16	7	
		Punt	CLE 37	4	7	Q4:1:35	0	C. Boswell: 48-yard FG	19	7	
		Kickoff	CLE 45	3	45	Q4:0:19	1	N. Harris: 37-yard run	26	14	
AVG				8.5	53.3	3:41	3.1				

STEELERS OPPONENTS 2021 REGULAR SEASON SCORING DRIVES											
DATE	OPPONENT	ACQUIRED	DRIVE START	PLAYS	YARDS	Q/TIME	FIRST DOWNS	SCORING PLAY	PIT	OPP	
09/12	at Buffalo	Kickoff	PIT 24	4	5	Q1:11:30	0	T. Bass: 37-yard FG	0	3	
		Punt	BUF 9	13	91	Q2:5:39	5	G. Davis: 3-yard pass from J. Allen	0	10	
		Kickoff	BUF 26	9	67	Q4:4:22	3	T. Bass: 25-yard FG	20	13	
		Kickoff	BUF 36	10	40	Q4:1:56	4	T. Bass: 42-yard FG	23	16	
09/19	Las Vegas	Interception	PIT 39	5	12	Q1:2:34	1	D. Carlson: 46-yard FG	0	3	
		Downs	LV 38	8	47	Q2:5:58	2	D. Carlson: 33-yard FG	0	6	
		Kickoff	LV 25	13	53	Q2:6:23	5	D. Carlson: 41-yard FG	7	9	
		Punt	LV 18	7	82	Q3:4:09	4	F. Moreau: 9-yard pass from D. Carr	7	16	
		Kickoff	LV 25	5	75	Q4:1:40	2	H. Ruggs III: 61-yard pass from D. Carr	14	23	
09/26	Cincinnati	Kickoff	LV 27	7	46	Q4:3:22	2	D. Carlson: 45-yard FG	17	26	
		Interception	PIT 42	6	42	Q1:3:51	2	T. Boyd: 17-yard pass from J. Burrow	0	7	
		Kickoff	CIN 25	3	75	Q2:0:27	3	J. Chase: 34-yard pass from J. Burrow	7	14	
		Kickoff	CIN 20	10	55	Q3:6:13	4	E. McPherson: 43-yard FG	7	17	
		Interception	PIT 19	3	19	Q3:1:33	2	J. Chase: 9-yard pass from J. Burrow	7	24	

10/03	at Green Bay	Punt	GB 36	13	64	Q114:51	5	Q2: A. Rodgers: 4-yard run	7	7
		Fumble	PIT 23	4	23	Q211:33	1	R. Crosby: 23-yard pass from A. Rodgers	7	14
		Kickoff	GB 16	13	76	Q215:36	5	M. Crosby: 26-yard FG	10	17
		Kickoff	GB 25	12	64	Q315:29	4	M. Crosby: 29-yard FG	10	20
10/10	Denver	Punt	PIT 40	4	40	Q312:15	3	R. Crosby: 1-yard pass from A. Rodgers	10	27
		Fumble	PIT 29	4	8	Q112:14	0	B. McManus: 39-yard FG	7	3
		Punt	DEN 40	7	49	Q214:17	1	B. McManus: 29-yard FG	10	6
		Kickoff	DEN 25	14	75	Q317:26	5	Q4: K. Hinton: 2-yard pass from T. Bridgewater	24	13
10/17	Seattle	Punt	DEN 28	5	72	Q411:54	3	C. Sutton: 39-yard pass from T. Bridgewater	24	19
		Kickoff	SEA 25	10	75	Q315:05	6	A. Collins: 2-yard run	14	7
		Kickoff	SEA 40	6	60	Q312:44	3	W. Dissly: 1-yard pass from G. Smith	17	14
		Punt	SEA 42	8	36	Q313:26	2	Q4: J. Myers: 40-yard FG	17	17
10/31	at Cleveland	Kickoff	SEA 25	9	50	Q411:30	3	J. Myers: 43-yard FG	20	20
		Kickoff	CLE 25	13	63	Q116:51	4	C. McLaughlin: 30-yard FG	0	3
		Punt	CLE 14	8	86	Q314:19	6	D. Johnson: 10-yard run	3	10
		Punt	CLE 14	8	86	Q314:19	6	D. Johnson: 10-yard run	3	10
11/08	Chicago	Punt	CHI 36	12	52	Q214:32	3	C. Santos: 30-yard FG	14	3
		Punt	CHI 7	10	89	Q413:59	4	C. Santos: 22-yard FG	14	6
		Kickoff	CHI 18	6	82	Q312:51	4	Q4: D. Mooney: 15-yard run	20	13
		Kickoff	CHI 25	7	75	Q411:06	3	D. Mooney: 16-yard pass from J. Fields	26	27
11/14	Detroit	Punt	PIT 39	3	39	Q211:28	2	J. Jefferson: 28-yard run	7	7
		Kickoff	DET 31	12	67	Q214:22	3	R. Santos: 20-yard FG	10	10
		Kickoff	DET 15	6	85	Q312:51	4	G. Igwebuike: 42-yard run	10	16
		Kickoff	DET 15	6	85	Q312:51	4	G. Igwebuike: 42-yard run	10	16
11/21	at L.A. Chargers	Kickoff	LAC 27	12	73	Q116:20	6	A. Ekeler: 6-yard run	3	7
		Downs	LAC 2	12	98	Q216:54	7	A. Ekeler: 10-yard pass from J. Herbert	3	14
		Kickoff	LAC 25	8	63	Q211:07	5	D. Hopkins: 30-yard FG	10	17
		Kickoff	LAC 30	6	70	Q313:10	4	A. Ekeler: 17-yard pass from J. Herbert	10	24
11/28	at Cincinnati	Punt	LAC 26	11	51	Q316:28	4	D. Hopkins: 41-yard FG	10	27
		Kickoff	LAC 25	7	75	Q412:47	5	A. Ekeler: 5-yard run	20	34
		Kickoff	LAC 25	3	75	Q411:15	2	M. Williams: 53-yard pass from J. Herbert	37	41
		Kickoff	LAC 25	3	75	Q411:15	2	M. Williams: 53-yard pass from J. Herbert	37	41
11/28	at Cincinnati	Kickoff	CIN 25	10	75	Q115:31	5	J. Burrow: 8-yard run	0	7
		Interception	PIT 5	4	8	Q111:55	0	E. McPherson: 31-yard FG	0	10
		Kickoff	CIN 25	6	75	Q113:02	4	Q2: T. Higgins: 32-yard pass from J. Burrow	3	17
		Punt	CIN 16	14	84	Q217:35	6	J. Mixon: 1-yard run	3	24
12/05	Baltimore	Fumble	PIT 45	8	12	Q313:48	1	E. McPherson: 51-yard FG	3	34
		Punt	CIN 35	5	65	Q312:57	4	Q4: J. Mixon: 1-yard run	3	41
		Punt	BAL 1	16	99	Q1110:27	7	Q2: D. Freeman: 3-yard run	0	7
		Punt	BAL 42	10	41	Q315:20	3	J. Tucker: 35-yard FG	3	10
12/09	at Minnesota	Kickoff	BAL 38	5	51	Q412:10	1	J. Tucker: 28-yard FG	9	13
		Kickoff	BAL 40	8	60	Q411:36	4	S. Watkins: 6-yard pass from L. Jackson	20	19
		Missed FG	MIN 39	5	61	Q112:01	3	J. Jefferson: 14-yard pass from K. Cousins	0	6
		Punt	MIN 43	7	37	Q112:02	2	Q2: G. Joseph: 38-yard FG	0	9
12/19	Tennessee	Punt	MIN 22	5	78	Q213:06	4	D. Cook: 29-yard run	0	16
		Punt	MIN 40	12	60	Q215:19	4	D. Cook: 7-yard run	0	23
		Punt	PIT 34	7	10	Q312:49	1	G. Joseph: 42-yard FG	0	26
		Interception	PIT 30	6	23	Q312:07	2	G. Joseph: 25-yard FG	0	29
12/26	at Kansas City	Kickoff	MIN 25	3	75	Q411:20	2	K. Osborn: 62-yard pass from K. Cousins	20	36
		Punt	PIT 25	6	25	Q112:29	3	R. Tannehill: 1-yard run	0	7
		Punt	TEN 47	11	45	Q114:54	3	R. Bullock: 26-yard FG	0	10
		Kickoff	TEN 22	19	64	Q2110:17	6	R. Bullock: 32-yard FG	3	13
01/03	Cleveland	Punt	KC 27	14	73	Q118:10	7	C. Edwards-Helaire: 1-yard run	0	7
		Interception	PIT 49	6	49	Q112:54	3	B. Pringle: 5-yard pass from P. Mahomes	0	14
		Punt	KC 20	10	54	Q215:01	3	E. Fry: 44-yard FG	0	17
		Missed FG	KC 26	6	74	Q212:50	3	M. Hardman: 8-yard pass from P. Mahomes	0	23
01/03	Cleveland	Fumble	KC 49	7	51	Q313:51	4	B. Pringle: 16-yard pass from P. Mahomes	0	30
		Kickoff	KC 25	12	59	Q316:37	4	Q4: E. Fry: 34-yard FG	3	33
		Fumble	PIT 7	4	-5	Q412:02	0	E. Fry: 30-yard FG	3	36
		Punt	PIT 48	4	48	Q312:02	2	D. Njoku: 3-yard pass from B. Mayfield	13	7
AVG		Kickoff	CLE 24	17	76	Q414:38	7	H. Bryant: 1-yard pass from B. Mayfield	19	14
				8.3	56.3	3:50	3.4			

STEELERS						(AS OF JAN 5, 2022, 4:18 AM PST)						2021 : REGULAR SEASON					
PLAYS			NET YARDS						TIME								
DATE	OPPONENT	PLAYS	DATE	OPPONENT	NET YARDS	DATE	OPPONENT	TIME	DATE	OPPONENT	TIME	DATE	OPPONENT	TIME	DATE	OPPONENT	TIME
9/26	Cincinnati	18 (field goal)	9/26	Cincinnati	88 (field goal) [PEN: -7, GROSS: 95]	9/26	Cincinnati	9:03 (field goal)	9/26	Cincinnati	9:03 (field goal)	9/26	Cincinnati	9:03 (field goal)	9/26	Cincinnati	9:03 (field goal)
12/26	at Kansas City	17 (touchdown)	10/10	Denver	86 (touchdown) [PEN: 5, GROSS: 81]	11/14	Detroit	8:21 (field goal)	11/14	Detroit	8:21 (field goal)	11/14	Detroit	8:21 (field goal)	11/14	Detroit	8:21 (field goal)
10/10	Denver	14 (touchdown)	12/26	at Kansas City	85 (touchdown) [PEN: 0, GROSS: 85]	10/10	Denver	7:16 (touchdown)	10/10	Denver	7:16 (touchdown)	10/10	Denver	7:16 (touchdown)	10/10	Denver	7:16 (touchdown)
10/17	Seattle	14 (touchdown)	12/9	at Minnesota	84 (end of game) [PEN: -10, GROSS: 94]	10/17	Seattle	6:59 (touchdown)	10/17	Seattle	6:59 (touchdown)	10/17	Seattle	6:59 (touchdown)	10/17	Seattle	6:59 (touchdown)
11/14	Detroit	13 (field goal)	10/17	Seattle	84 (touchdown) [PEN: 20, GROSS: 64]	12/26	at Kansas City	6:47 (touchdown)	12/26	at Kansas City	6:47 (touchdown)	12/26	at Kansas City	6:47 (touchdown)	12/26	at Kansas City	6:47 (touchdown)
10/31	at Cleveland	13 (touchdown)	11/14	Detroit	83 (touchdown) [PEN: 29, GROSS: 54]	11/21	at L.A. Chargers	6:33 (downs)	11/21	at L.A. Chargers	6:33 (downs)	11/21	at L.A. Chargers	6:33 (downs)	11/21	at L.A. Chargers	6:33 (downs)
11/14	Detroit	13 (field goal)	10/31	at Cleveland	83 (touchdown) [PEN: -5, GROSS: 88]	12/9	at Minnesota	6:11 (missed fg)	12/9	at Minnesota	6:11 (missed fg)	12/9	at Minnesota	6:11 (missed fg)	12/9	at Minnesota	6:11 (missed fg)
11/21	at L.A. Chargers	13 (field goal)	9/19	Las Vegas	80 (touchdown) [PEN: 0, GROSS: 80]	10/31	at Cleveland	5:57 (touchdown)	10/31	at Cleveland	5:57 (touchdown)	10/31	at Cleveland	5:57 (touchdown)	10/31	at Cleveland	5:57 (touchdown)
12/9	at Minnesota	12 (end of game)	12/5	Baltimore	78 (touchdown) [PEN: 0, GROSS: 78]	11/8	Chicago	5:35 (touchdown)	11/8	Chicago	5:35 (touchdown)	11/8	Chicago	5:35 (touchdown)	11/8	Chicago	5:35 (touchdown)
1/3	Cleveland	11 (field goal)	10/3	at Green Bay	75 (touchdown) [PEN: 0, GROSS: 75]	10/3	at Green Bay	5:14 (field goal)	10/3	at Green Bay	5:14 (field goal)	10/3	at Green Bay	5:14 (field goal)	10/3	at Green Bay	5:14 (field goal)
9/12	at Buffalo	11 (field goal)	11/21	at L.A. Chargers	75 (touchdown) [PEN: 0, GROSS: 75]	1/3	Cleveland	4:45 (downs)	1/3	Cleveland	4:45 (downs)	1/3	Cleveland	4:45 (downs)	1/3	Cleveland	4:45 (downs)
11/8	Chicago	11 (field goal)	11/8	Chicago	75 (touchdown) [PEN: 0, GROSS: 75]	9/19	Las Vegas	4:38 (downs)	9/19	Las Vegas	4:38 (downs)	9/19	Las Vegas	4:38 (downs)	9/19	Las Vegas	4:38 (downs)
1/3	Cleveland	11 (field goal)	9/12	at Buffalo	69 (field goal) [PEN: 5, GROSS: 64]	9/12	at Buffalo	4:37 (field goal)	9/12	at Buffalo	4:37 (field goal)	9/12	at Buffalo	4:37 (field goal)	9/12	at Buffalo	4:37 (field goal)
12/5	Baltimore	11 (touchdown)	11/28	at Cincinnati	69 (touchdown) [PEN: 0, GROSS: 69]	12/5	Baltimore	4:33 (field goal)	12/5	Baltimore	4:33 (field goal)	12/5	Baltimore	4:33 (field goal)	12/5	Baltimore	4:33 (field goal)
10/3	at Green Bay	10 (field goal)	1/3	Cleveland	66 (field goal) [PEN: 5, GROSS: 61]	12/19	Tennessee	3:59 (touchdown)	12/19	Tennessee	3:59 (touchdown)	12/19	Tennessee	3:59 (touchdown)	12/19	Tennessee	3:59 (touchdown)
9/19	Las Vegas	10 (downs)	1/3	Cleveland	66 (touchdown) [PEN: 20, GROSS: 46]	11/28	at Cincinnati	3:57 (punt)	11/28	at Cincinnati	3:57 (punt)	11/28	at Cincinnati	3:57 (punt)	11/28	at Cincinnati	3:57 (punt)
11/28	at Cincinnati	9 (touchdown)	12/19	Tennessee	63 (touchdown) [PEN: 24, GROSS: 39]	1/9	at Baltimore	--	1/9	at Baltimore	--	1/9	at Baltimore	--	1/9	at Baltimore	--
12/19	Tennessee	8 (touchdown)	1/9	at Baltimore	--	--	--	--	--	--	--	--	--	--	--	--	--
1/9	at Baltimore	--	--	--	--	--	--	--	--	--	--	--	--	--	--	--	--

DATE	OPPONENT	OFFENSE	DEFENSE
09/12	at Buffalo	FG - 24 yards FG - 20 yards TD - Pass	FG - 37 yards TD - Pass FG - 25 yards FG - 42 yards
09/19	Las Vegas	TD - Run	FG - 33 yards FG - 41 yards TD - Pass
09/26	Cincinnati	TD - Pass FG - 26 yards Downs	TD - Pass TD - Pass
10/03	at Green Bay	TD - Run	TD - Run FG - 26 yards FG - 29 yards TD - Pass
10/10	Denver	TD - Run TD - Pass	FG - 29 yards TD - Pass Interception
10/17	Seattle	TD - Pass TD - Run FG - 27 yards FG - 37 yards	TD - Run TD - Pass FG - 40 yards
10/31	at Cleveland	FG - 31 yards Downs TD - Run TD - Pass	FG - 30 yards TD - Run
11/08	Chicago	TD - Run TD - Pass TD - Pass	FG - 30 yards FG - 22 yards TD - Run TD - Pass
11/14	Detroit	TD - Pass FG - 20 yards FG - 23 yards	FG - 20 yards
11/21	at L.A. Chargers	FG - 36 yards Downs TD - Pass FG - 36 yards TD - Run TD - Pass TD - Pass	TD - Run TD - Pass FG - 30 yards TD - Pass FG - 41 yards TD - Run End of Game
11/28	at Cincinnati	TD - Pass	TD - Run FG - 31 yards TD - Run TD - Run
12/05	Baltimore	TD - Pass	Interception TD - Run FG - 35 yards FG - 28 yards TD - Pass
12/09	at Minnesota	TD - Pass TD - Run TD - Pass End of Game	TD - Pass TD - Run FG - 25 yards
12/19	Tennessee	FG - 36 yards TD - Run FG - 28 yards	TD - Run FG - 26 yards FG - 32 yards Downs
12/26	at Kansas City	Missed FG FG - 34 yards TD - Pass End of Game	TD - Run TD - Pass TD - Pass TD - Pass FG - 34 yards FG - 30 yards
01/03	Cleveland	TD - Pass FG - 22 yards FG - 30 yards	TD - Pass TD - Pass
01/09	at Baltimore	--	--

OFFENSE DEFENSE		
Inside the 20	47	57
Scores	41	53
Touchdowns	26	30
Field Goals	15	23
Total Points in 20	226	276
Fumbles	0	0
Interceptions	0	2
Missed Field Goals	1	0
Lost on Downs	3	1
End of Half/Game	2	1
TDs Outside	6	10
Red-Zone Percentage	55.3	52.6

STEELERS 2021 REGULAR SEASON INSIDE 20 EFFICIENCY																		
STEELERS																		
Date	Opponent	Pos	TD	PAT	2-Pt.	Miss PAT	FG	FGA	Blk/ MFG	INT	Fum	Dwns	Half	Game	Pts	TD%	Score Pct.	Pts/Poss
09/12	at Buffalo	3	1	1	0	0	2	2	0	0	0	0	0	0	13	33.3	100.0	4.3
09/19	Las Vegas	1	1	1	0	0	0	0	0	0	0	0	0	0	7	100.0	100.0	7.0
09/26	Cincinnati	3	1	1	0	0	1	1	0	0	0	1	0	0	10	33.3	66.7	3.3
10/03	at Green Bay	1	1	1	0	0	0	0	0	0	0	0	0	0	7	100.0	100.0	7.0
10/10	Denver	2	2	2	0	0	0	0	0	0	0	0	0	0	14	100.0	100.0	7.0
10/17	Seattle	4	2	2	0	0	2	2	0	0	0	0	0	0	20	50.0	100.0	5.0
10/31	at Cleveland	4	2	0	0	0	1	1	0	0	0	1	0	0	15	50.0	75.0	3.8
11/08	Chicago	3	3	2	0	1	0	0	0	0	0	0	0	0	20	100.0	100.0	6.7
11/14	Detroit	3	1	1	0	0	2	2	0	0	0	0	0	0	13	33.3	100.0	4.3
11/21	at L.A. Chargers	7	4	4	0	0	2	2	0	0	0	1	0	0	34	57.1	85.7	4.9
11/28	at Cincinnati	1	1	1	0	0	0	0	0	0	0	0	0	0	7	100.0	100.0	7.0
12/05	Baltimore	1	1	0	1	0	0	0	0	0	0	0	0	0	8	100.0	100.0	8.0
12/09	at Minnesota	4	3	2	1	0	0	0	0	0	0	0	0	1	22	75.0	75.0	5.5
12/19	Tennessee	3	1	1	0	0	2	2	0	0	0	0	0	0	13	33.3	100.0	4.3
12/26	at Kansas City	4	1	1	0	0	1	2	1	0	0	0	0	1	10	25.0	50.0	2.5
01/03	Cleveland	3	1	1	0	0	2	2	0	0	0	0	0	0	13	33.3	100.0	4.3
01/09	at Baltimore	--	--	--	--	--	--	--	--	--	--	--	--	--	--	--	--	--
TOTALS		47	26	21	2	1	15	16	1	0	0	3	0	2	226	55.3	87.2	4.8

OPPONENT 2021 REGULAR SEASON INSIDE 20 EFFICIENCY																		
OPPONENT																		
Date	Opponent	Pos	TD	PAT	2-Pt.	Miss PAT	FG	FGA	Blk/ MFG	INT	Fum	Dwns	Half	Game	Pts	TD%	Score Pct.	Pts/Poss
09/12	at Buffalo	4	1	1	0	0	3	3	0	0	0	0	0	0	16	25.0	100.0	4.0
09/19	Las Vegas	3	1	1	0	0	2	2	0	0	0	0	0	0	13	33.3	100.0	4.3
09/26	Cincinnati	2	2	2	0	0	0	0	0	0	0	0	0	0	14	100.0	100.0	7.0
10/03	at Green Bay	4	2	2	0	0	2	2	0	0	0	0	0	0	20	50.0	100.0	5.0
10/10	Denver	3	1	1	0	0	1	1	0	1	0	0	0	0	10	33.3	66.7	3.3
10/17	Seattle	3	2	2	0	0	1	1	0	0	0	0	0	0	17	66.7	100.0	5.7
10/31	at Cleveland	2	1	1	0	0	1	1	0	0	0	0	0	0	10	50.0	100.0	5.0
11/08	Chicago	4	2	2	0	0	2	2	0	0	0	0	0	0	20	50.0	100.0	5.0
11/14	Detroit	1	0	0	0	0	1	1	0	0	0	0	0	0	3	0.0	100.0	3.0
11/21	at L.A. Chargers	7	4	4	0	0	2	2	0	0	0	0	0	1	34	57.1	85.7	4.9
11/28	at Cincinnati	4	3	3	0	0	1	1	0	0	0	0	0	0	24	75.0	100.0	6.0
12/05	Baltimore	5	2	1	0	0	2	2	0	1	0	0	0	0	19	40.0	80.0	3.8
12/09	at Minnesota	3	2	1	0	1	1	1	0	0	0	0	0	0	16	66.7	100.0	5.3
12/19	Tennessee	4	1	1	0	0	2	2	0	0	0	1	0	0	13	25.0	75.0	3.3
12/26	at Kansas City	6	4	3	0	1	2	2	0	0	0	0	0	0	33	66.7	100.0	5.5
01/03	Cleveland	2	2	2	0	0	0	0	0	0	0	0	0	0	14	100.0	100.0	7.0
01/09	at Baltimore	--	--	--	--	--	--	--	--	--	--	--	--	--	--	--	--	--
TOTALS		57	30	27	0	2	23	23	0	2	0	1	0	1	276	52.6	93.0	4.8

STEELERS 2021 REGULAR SEASON YARDS GAINED BY DOWN																									
STEELERS														OPPONENT											
		1ST DOWN			2ND DOWN			3RD DOWN			4TH DOWN			1ST DOWN			2ND DOWN			3RD DOWN			4TH DOWN		
Date	Opponent	Att	Yds	Avg	Att	Yds	Avg	Att	Yds	Avg	Att	Yds	Avg	Att	Yds	Avg	Att	Yds	Avg	Att	Yds	Avg	Att	Yds	Avg
09/12	at Buffalo	24	96	4.0	19	105	5.5	12	51	4.3	0	0	0.0	31	135	4.4	27	151	5.6	18	78	4.3	3	7	2.3
09/19	Las Vegas	23	91	4.0	20	130	6.5	12	110	9.2	1	0	0.0	30	189	6.3	20	114	5.7	13	120	9.2	1	2	2.0
09/26	Cincinnati	31	106	3.4	25	136	5.4	19	108	5.7	2	-1	-0.5	21	164	7.8	12	33	2.8	9	71	7.9	0	0	0.0
10/03	at Green Bay	25	111	4.4	20	121	6.1	11	49	4.5	2	1	0.5	31	134	4.3	25	150	6.0	15	83	5.5	1	0	0.0
10/10	Denver	26	90	3.5	23	179	7.8	12	122	10.2	0	0	0.0	24	143	6.0	18	87	4.8	12	112	9.3	4	32	8.0
10/17	Seattle	33	165	5.0	24	102	4.3	14	78	5.6	0	0	0.0	30	126	4.2	22	150	6.8	12	33	2.8	0	0	0.0
10/31	at Cleveland	30	150	5.0	22	151	6.9	13	73	5.6	3	3	1.0	26	135	5.2	20	110	5.5	10	62	6.2	2	-1	-0.5
11/08	Chicago	26	144	5.5	21	73	3.5	17	67	3.9	2	3	1.5	29	242	8.3	17	87	5.1	12	85	7.1	0	0	0.0
11/14	Detroit	35	127	3.6	29	169	5.8	17	91	5.4	0	0	0.0	28	179	6.4	20	37	1.9	18	78	4.3	3	12	4.0
11/21	at L.A. Chargers	27	110	4.1	21	97	4.6	15	93	6.2	2	0	0.0	35	288	8.2	21	94	4.5	12	151	12.6	1	0	0.0
11/28	at Cincinnati	26	127	4.9	20	73	3.7	13	101	7.8	0	0	0.0	31	232	7.5	22	80	3.6	11	56	5.1	1	2	2.0
12/05	Baltimore	25	141	5.6	20	110	5.5	12	70	5.8	0	0	0.0	30	90	3.0	23	114	5.0	16	122	7.6	0	0	0.0
12/09	at Minnesota	31	156	5.0	23	185	8.0	13	20	1.5	2	14	7.0	30	240	8.0	22	145	6.6	14	70	5.0	1	3	3.0
12/19	Tennessee	21	105	5.0	13	42	3.2	11	21	1.9	0	0	0.0	32	139	4.3	26	101	3.9	18	71	3.9	2	7	3.5
12/26	at Kansas City	29	93	3.2	25	154	6.2	13	49	3.8	3	18	6.0	31	161	5.2	24	164	6.8	11	54	4.9	1	2	2.0
01/03	Cleveland	31	73	2.4	28	134	4.8	18	91	5.1	2	1	0.5	26	111	4.3	21	71	3.4	17	35	2.1	3	15	5.0
01/09	at Baltimore	--	--	--	--	--	--	--	--	--	--	--	--	--	--	--	--	--	--	--	--	--	--	--	--
TOTALS		443	1,885	4.3	353	1,961	5.6	222	1,194	5.4	19	39	2.1	465	2,708	5.8	340	1,688	5.0	218	1,281	5.9	23	81	3.5

STEELERS 2021 REGULAR SEASON THIRD DOWN EFFICIENCY

STEELERS													
Date	Opponent	3rd & 1	3rd & 2	3rd & 3	3rd & 4	3rd & 5	3rd & 6	3rd & 7	3rd & 8	3rd & 9	3rd & 10+	Total	
09/12	at Buffalo	1/1	1/1	0/0	1/4	0/1	0/1	0/0	1/1	0/0	0/3	4/12	
09/19	Las Vegas	0/0	1/1	0/0	0/1	1/1	0/1	0/0	2/2	0/1	1/5	5/12	
09/26	Cincinnati	0/0	3/4	0/0	2/3	2/2	0/2	0/0	0/0	0/0	2/8	9/19	
10/03	at Green Bay	1/1	1/1	1/1	1/3	0/2	0/1	0/0	0/1	0/0	0/1	4/11	
10/10	Denver	1/1	2/3	2/2	0/0	0/1	0/0	1/2	0/0	0/0	1/3	7/12	
10/17	Seattle	1/1	1/1	1/1	1/2	0/0	0/1	0/1	0/1	0/2	1/4	5/14	
10/31	at Cleveland	0/0	1/2	0/0	0/0	2/3	0/0	0/0	0/2	1/1	0/5	4/13	
11/08	Chicago	2/5	0/2	0/1	1/1	0/0	0/0	2/2	1/2	0/0	0/4	6/17	
11/14	Detroit	1/1	0/0	1/2	1/3	0/2	1/1	0/1	2/3	1/1	0/3	7/17	
11/21	at L.A. Chargers	0/0	3/4	2/3	0/1	2/4	1/1	0/0	0/1	0/0	0/1	8/15	
11/28	at Cincinnati	0/1	2/2	0/0	0/0	0/0	1/2	2/3	0/0	1/1	1/4	7/13	
12/05	Baltimore	2/3	2/3	0/0	0/0	1/1	0/0	0/0	0/2	0/0	0/3	5/12	
12/09	at Minnesota	1/3	2/2	0/0	1/2	0/0	0/1	0/1	0/0	0/0	0/4	4/13	
12/19	Tennessee	2/2	0/0	0/0	0/1	0/1	0/1	0/1	0/1	0/1	0/3	2/11	
12/26	at Kansas City	1/1	0/0	0/0	2/6	0/0	1/1	0/1	1/1	0/0	0/3	5/13	
01/03	Cleveland	0/0	2/3	1/3	0/1	0/0	0/1	2/2	0/1	0/2	0/5	5/18	
01/09	at Baltimore	--	--	--	--	--	--	--	--	--	--	--	
TOTALS		13/20	21/29	8/13	10/28	8/18	4/14	7/14	7/18	3/9	6/59	87/222	
		65.0%	72.4%	61.5%	35.7%	44.4%	28.6%	50.0%	38.9%	33.3%	10.2%	39.2%	
		3RD & 1-3: 42 / 62 = 67.7%			3RD & 4-6: 22 / 60 = 36.7%			3RD & 7-10+: 23 / 100 = 23.0%					

OPPONENT 2021 REGULAR SEASON THIRD DOWN EFFICIENCY

OPPONENT													
Date	Opponent	3rd & 1	3rd & 2	3rd & 3	3rd & 4	3rd & 5	3rd & 6	3rd & 7	3rd & 8	3rd & 9	3rd & 10+	Total	
09/12	at Buffalo	1/2	0/0	3/5	0/0	1/3	0/1	0/0	1/2	1/1	1/4	8/18	
09/19	Las Vegas	1/1	0/1	1/3	1/1	0/0	0/1	0/1	0/0	1/3	1/2	5/13	
09/26	Cincinnati	0/1	1/1	1/1	0/0	0/0	0/0	0/0	1/2	0/0	0/4	3/9	
10/03	at Green Bay	3/3	0/0	1/2	1/3	0/0	1/1	1/1	0/0	1/2	1/3	9/15	
10/10	Denver	1/1	0/2	0/1	0/0	1/1	0/0	0/1	0/0	0/1	0/5	2/12	
10/17	Seattle	1/2	0/1	0/0	0/2	0/1	0/0	1/1	1/1	0/0	0/4	3/12	
10/31	at Cleveland	0/0	0/1	0/0	1/1	0/0	2/2	0/1	0/0	0/0	0/5	3/10	
11/08	Chicago	1/2	2/2	0/0	0/0	0/2	0/0	0/0	1/1	0/1	0/4	4/12	
11/14	Detroit	1/1	0/0	1/1	0/1	0/1	1/2	0/1	0/1	1/1	0/9	4/18	
11/21	at L.A. Chargers	0/0	1/1	1/2	0/1	2/3	1/1	0/0	0/0	0/0	2/4	7/12	
11/28	at Cincinnati	2/3	0/0	0/0	0/0	1/2	0/0	0/0	1/1	0/1	1/4	5/11	
12/05	Baltimore	0/0	0/0	0/0	0/2	1/1	1/2	1/1	1/1	0/1	4/8	8/16	
12/09	at Minnesota	1/2	1/1	0/0	0/1	1/1	0/0	0/2	0/1	1/1	1/5	5/14	
12/19	Tennessee	4/4	0/0	0/1	1/2	0/1	0/2	1/1	1/1	0/1	1/5	8/18	
12/26	at Kansas City	1/1	2/2	0/0	0/0	0/1	0/2	1/2	0/0	0/1	0/2	4/11	
01/03	Cleveland	1/1	0/1	1/3	0/0	0/0	0/1	0/2	1/1	0/1	2/7	5/17	
01/09	at Baltimore	--	--	--	--	--	--	--	--	--	--	--	
TOTALS		18/24	7/13	9/19	4/14	7/17	6/15	5/14	8/12	5/15	14/75	83/218	
		75.0%	53.8%	47.4%	28.6%	41.2%	40.0%	35.7%	66.7%	33.3%	18.7%	38.1%	
		3RD & 1-3: 34 / 56 = 60.7%			3RD & 4-6: 17 / 46 = 37.0%			3RD & 7-10+: 32 / 116 = 27.6%					

2021 REGULAR SEASON FOURTH DOWN EFFICIENCY													
Date	Opponent	STEELERS						OPPONENT					
		4th & 1	4th & 2	4th & 3	4th & 4	4th & 5+	Total	4th & 1	4th & 2	4th & 3	4th & 4	4th & 5+	Total
09/12	at Buffalo	0 / 0	0 / 0	0 / 0	0 / 0	0 / 0	0 / 0	0 / 1	0 / 0	0 / 0	0 / 0	1 / 2	1 / 3
09/19	Las Vegas	0 / 0	0 / 0	0 / 0	0 / 1	0 / 0	0 / 1	1 / 1	0 / 0	0 / 0	0 / 0	0 / 0	1 / 1
09/26	Cincinnati	0 / 0	0 / 1	0 / 0	0 / 0	0 / 1	0 / 2	0 / 0	0 / 0	0 / 0	0 / 0	0 / 0	0 / 0
10/03	at Green Bay	0 / 0	0 / 0	0 / 0	0 / 1	0 / 1	0 / 2	0 / 0	0 / 0	0 / 0	0 / 1	0 / 0	0 / 1
10/10	Denver	0 / 0	0 / 0	0 / 0	0 / 0	0 / 0	0 / 0	0 / 0	2 / 2	0 / 1	0 / 0	1 / 1	3 / 4
10/17	Seattle	0 / 0	0 / 0	0 / 0	0 / 0	0 / 0	0 / 0	0 / 0	0 / 0	0 / 0	0 / 0	0 / 0	0 / 0
10/31	at Cleveland	1 / 1	1 / 1	0 / 0	0 / 0	0 / 2	2 / 4	0 / 1	0 / 0	0 / 0	0 / 0	0 / 1	0 / 2
11/08	Chicago	2 / 2	0 / 0	0 / 0	0 / 0	0 / 0	2 / 2	0 / 0	0 / 0	0 / 0	0 / 0	0 / 0	0 / 0
11/14	Detroit	0 / 0	0 / 0	0 / 0	0 / 0	0 / 0	0 / 0	2 / 2	0 / 0	0 / 0	0 / 0	0 / 0	2 / 2
11/21	at L.A. Chargers	0 / 0	0 / 1	0 / 0	0 / 0	0 / 1	0 / 2	0 / 1	0 / 0	0 / 0	0 / 0	0 / 0	0 / 1
11/28	at Cincinnati	0 / 0	0 / 0	0 / 0	0 / 0	0 / 0	0 / 0	1 / 1	0 / 0	0 / 0	0 / 0	0 / 0	1 / 1
12/05	Baltimore	0 / 0	0 / 0	0 / 0	0 / 0	0 / 0	0 / 0	0 / 0	0 / 0	0 / 0	0 / 0	0 / 0	0 / 0
12/09	at Minnesota	1 / 1	0 / 0	0 / 0	1 / 1	0 / 0	2 / 2	1 / 1	0 / 0	0 / 0	0 / 0	0 / 0	1 / 1
12/19	Tennessee	0 / 0	0 / 0	0 / 0	0 / 0	0 / 0	0 / 0	1 / 1	0 / 0	0 / 0	0 / 0	0 / 1	1 / 2
12/26	at Kansas City	0 / 1	1 / 1	0 / 0	1 / 1	0 / 0	2 / 3	1 / 1	0 / 0	0 / 0	0 / 0	0 / 0	1 / 1
01/03	Cleveland	1 / 1	0 / 0	0 / 0	0 / 0	0 / 1	1 / 2	0 / 0	1 / 1	0 / 1	0 / 0	0 / 1	1 / 3
01/09	at Baltimore	--	--	--	--	--	--	--	--	--	--	--	--
TOTALS		5 / 6	2 / 4	0 / 0	2 / 4	0 / 6	9 / 20	7 / 10	3 / 3	0 / 2	0 / 1	2 / 6	12 / 22
		83.3%	50.0%	0.0%	50.0%	0.0%	45.0%	70.0%	100.0%	0.0%	0.0%	33.3%	54.5%

2021 REGULAR SEASON PITTSBURGH STEELERS DEFENSIVE SUMMARIES
(THROUGH WEEK 17)

SEPTEMBER 12, 2021
STEELERS @ BUFFALO BILLS
W 23-16

TOP TACKLERS		SACKS		INTS		FORCED FUMBLES		RECOVERED FUMBLES	
PLAYER	NO.	PLAYER	NO.	PLAYER	NO.	PLAYER	NO.	PLAYER	NO.
D. Bush	10	T. Watt	2.0			D. Bush	1	C. Heyward	1
M. Fitzpatrick	10	C. Heyward	1.0			J. Haden	1		
J. Pierre	6					C. Heyward	1		
J. Schobert	6					T. Watt	1		
T. Alualu	5								
T. Edmunds	5								
J. Haden	5								
T. Norwood	5								
C. Sutton	5								
C. Heyward	4								
A. Highsmith	4								
T. Watt	3								
A. Maulet	2								
I. Buggs	1								
C. Davis	1								
M. Ingram III	1								
C. Wormley	1								

SEPTEMBER 19, 2021
STEELERS VS. LAS VEGAS RAIDERS
L 26-17

TOP TACKLERS		SACKS		INTS		FORCED FUMBLES		RECOVERED FUMBLES	
PLAYER	NO.	PLAYER	NO.	PLAYER	NO.	PLAYER	NO.	PLAYER	NO.
J. Schobert	10	M. Ingram III	1.0			T. Watt	1		
R. Spillane	10	T. Watt	1.0						
C. Heyward	7								
T. Edmunds	6								
M. Fitzpatrick	6								
J. Pierre	6								
A. Highsmith	4								
M. Ingram III	4								
T. Watt	4								
C. Sutton	3								
J. Jones	1								
J. Layne	1								
I. Loudermilk	1								
T. Norwood	1								
C. Wormley	1								

SEPTEMBER 26, 2021
STEELERS VS. CINCINNATI BENGALS
L 24-10

TOP TACKLERS		SACKS		INTS		FORCED FUMBLES		RECOVERED FUMBLES	
PLAYER	NO.	PLAYER	NO.	PLAYER	NO.	PLAYER	NO.	PLAYER	NO.
T. Edmunds	5			T. Edmunds	1				
C. Heyward	5								
J. Schobert	5								
M. Fitzpatrick	4								
C. Wormley	4								
I. Buggs	3								
M. Ingram III	3								
T. Norwood	3								
D. Bush	2								
J. Haden	2								
A. Maulet	2								
C. Sutton	2								
D. Tuszka	2								
I. Loudermilk	1								

OCTOBER 3, 2021
STEELERS @ GREEN BAY PACKERS
L 27-17

TOP TACKLERS		SACKS		INTS		FORCED FUMBLES		RECOVERED FUMBLES	
PLAYER	NO.	PLAYER	NO.	PLAYER	NO.	PLAYER	NO.	PLAYER	NO.
M. Fitzpatrick	8	T. Watt	2.0			C. Wormley	1	T. Watt	1
C. Heyward	8	D. Bush	1.0						
J. Schobert	8								
T. Edmunds	7								
D. Bush	6								
J. Haden	5								
A. Highsmith	5								
A. Maulet	4								
T. Watt	4								
C. Wormley	4								
I. Buggs	2								
M. Ingram III	1								
H. Mondeaux	1								
J. Pierre	1								
C. Sutton	1								

OCTOBER 10, 2021
STEELERS VS. DENVER BRONCOS
W 27-19

TOP TACKLERS		SACKS		INTS		FORCED FUMBLES		RECOVERED FUMBLES	
PLAYER	NO.	PLAYER	NO.	PLAYER	NO.	PLAYER	NO.	PLAYER	NO.
M. Fitzpatrick	10	D. Bush	1.0	J. Pierre	1				
T. Edmunds	7	H. Mondeaux	1.0						
J. Pierre	6								
J. Haden	5								
J. Schobert	5								
C. Heyward	3								
T. Watt	3								
A. Maulet	2								
T. Norwood	2								
R. Spillane	2								
I. Buggs	1								
D. Bush	1								
A. Highsmith	1								
M. Ingram III	1								
H. Mondeaux	1								
C. Wormley	1								

OCTOBER 17, 2021
STEELERS VS. SEATTLE SEAHAWKS
W 23-20 (OT)

TOP TACKLERS		SACKS		INTS		FORCED FUMBLES		RECOVERED FUMBLES	
PLAYER	NO.	PLAYER	NO.	PLAYER	NO.	PLAYER	NO.	PLAYER	NO.
M. Fitzpatrick	9	T. Watt	2.0			M. Fitzpatrick	1	D. Bush	1
C. Heyward	9	A. Highsmith	1.5			J. Pierre	1		
A. Highsmith	7	C. Heyward	1.0			T. Watt	1		
T. Watt	7	C. Wormley	0.5						
D. Bush	6								
C. Wormley	5								
T. Edmunds	3								
J. Haden	3								
A. Maulet	3								
T. Norwood	3								
J. Pierre	3								
C. Sutton	3								
J. Schobert	2								
R. Spillane	2								
I. Buggs	1								
I. Loudermilk	1								

OCTOBER 31, 2021
STEELERS @ CLEVELAND BROWNS
W 15-10

TOP TACKLERS		SACKS		INTS		FORCED FUMBLES		RECOVERED FUMBLES	
PLAYER	NO.	PLAYER	NO.	PLAYER	NO.	PLAYER	NO.	PLAYER	NO.
J. Schobert	9	T. Watt	1.5			J. Schobert	1	T. Watt	1
T. Watt	6	I. Loudermilk	1.0						
D. Bush	5	C. Wormley	1.0						
T. Edmunds	5	C. Heyward	0.5						
M. Fitzpatrick	4								
C. Heyward	4								
A. Highsmith	4								
A. Maulet	4								
C. Wormley	4								
C. Sutton	3								
J. Haden	2								
I. Loudermilk	2								
T. Norwood	2								
I. Buggs	1								
H. Mondeaux	1								
R. Spillane	1								
D. Tuszka	1								

NOVEMBER 8, 2021
STEELERS VS. CHICAGO BEARS
W 29-27

TOP TACKLERS		SACKS		INTS		FORCED FUMBLES		RECOVERED FUMBLES	
PLAYER	NO.	PLAYER	NO.	PLAYER	NO.	PLAYER	NO.	PLAYER	NO.
M. Fitzpatrick	8	T. Watt	3.0	C. Heyward	1				
T. Watt	7								
J. Schobert	5								
T. Edmunds	4								
A. Maulet	4								
D. Bush	3								
T. Charlton	3								
A. Highsmith	3								
C. Sutton	3								
I. Buggs	2								
C. Heyward	2								
H. Mondeaux	2								
J. Haden	1								
T. Norwood	1								
J. Pierre	1								
C. Wormley	1								

NOVEMBER 14, 2021
STEELERS VS. DETROIT LIONS
T 16-16 (OT)

TOP TACKLERS		SACKS		INTS		FORCED FUMBLES		RECOVERED FUMBLES	
PLAYER	NO.	PLAYER	NO.	PLAYER	NO.	PLAYER	NO.	PLAYER	NO.
J. Schobert	13	C. Heyward	2.0						
A. Highsmith	11	T. Edmunds	1.0						
D. Bush	9	T. Watt	1.0						
I. Buggs	5								
T. Edmunds	5								
M. Fitzpatrick	5								
C. Heyward	5								
J. Pierre	5								
T. Watt	5								
T. Charlton	3								
C. Wormley	3								
I. Loudermilk	2								
J. Haden	1								
M. Killebrew	1								
T. Norwood	1								

NOVEMBER 21, 2021
STEELERS @ LOS ANGELES CHARGERS
L 41-37

TOP TACKLERS		SACKS		INTS		FORCED FUMBLES		RECOVERED FUMBLES	
PLAYER	NO.	PLAYER	NO.	PLAYER	NO.	PLAYER	NO.	PLAYER	NO.
C. Sutton	10	A. Highsmith	1.5	C. Sutton	1				
T. Norwood	7	T. Charlton	0.5						
A. Highsmith	6								
J. Pierre	5								
D. Bush	4								
T. Edmunds	4								
J. Schobert	4								
C. Wormley	4								
A. Maulet	3								
D. Archibong	2								
T. Charlton	2								
C. Heyward	2								
K. Joseph	2								
A. Witherspoon	2								
I. Buggs	1								
R. Spillane	1								
D. Tuszka	1								

NOVEMBER 28, 2021
STEELERS @ CINCINNATI BENGALS
L 41-10

TOP TACKLERS		SACKS		INTS		FORCED FUMBLES		RECOVERED FUMBLES	
PLAYER	NO.	PLAYER	NO.	PLAYER	NO.	PLAYER	NO.	PLAYER	NO.
J. Schobert	10	C. Heyward	1.0	M. Fitzpatrick	1				
M. Fitzpatrick	9	C. Wormley	1.0						
C. Heyward	8								
T. Edmunds	6								
A. Maulet	6								
D. Bush	5								
A. Highsmith	5								
J. Pierre	4								
C. Sutton	4								
C. Wormley	4								
T. Charlton	2								
H. Mondeaux	2								
D. Tuszka	2								
T. Watt	2								
I. Loudermilk	1								
T. Norwood	1								
R. Spillane	1								
A. Witherspoon	1								

DECEMBER 5, 2021
STEELERS VS. BALTIMORE RAVENS
W 20-19

TOP TACKLERS		SACKS		INTS		FORCED FUMBLES		RECOVERED FUMBLES	
PLAYER	NO.	PLAYER	NO.	PLAYER	NO.	PLAYER	NO.	PLAYER	NO.
M. Fitzpatrick	9	T. Watt	3.5	M. Fitzpatrick	1	T. Watt	1		
J. Schobert	7	C. Wormley	2.5						
C. Watt	6	C. Heyward	1.0						
A. Witherspoon	5								
C. Wormley	5								
T. Edmunds	4								
C. Heyward	4								
C. Sutton	4								
A. Highsmith	3								
T. Norwood	3								
M. Adams Sr.	2								
D. Bush	2								
J. Layne	2								
A. Maulet	2								
H. Mondeaux	2								
D. Tuszka	2								
T. Charlton	1								
I. Loudermilk	1								

DECEMBER 9, 2021
STEELERS @ MINNESOTA VIKINGS
L 36-28

TOP TACKLERS		SACKS		INTS		FORCED FUMBLES		RECOVERED FUMBLES	
PLAYER	NO.	PLAYER	NO.	PLAYER	NO.	PLAYER	NO.	PLAYER	NO.
D. Bush	8			A. Witherspoon	2				
J. Schobert	7								
M. Fitzpatrick	6								
C. Heyward	6								
T. Edmunds	5								
T. Charlton	4								
C. Sutton	4								
A. Witherspoon	4								
M. Adams Sr.	2								
M. Killebrew	2								
I. Loudermilk	2								
D. Tuszka	2								
C. Wormley	2								
M. Allen	1								
A. Highsmith	1								
J. Layne	1								
A. Maulet	1								
H. Mondeaux	1								
T. Norwood	1								
T. Watt	1								

DECEMBER 19, 2021
STEELERS VS. TENNESSEE TITANS
W 19-13

TOP TACKLERS		SACKS		INTS		FORCED FUMBLES		RECOVERED FUMBLES	
PLAYER	NO.	PLAYER	NO.	PLAYER	NO.	PLAYER	NO.	PLAYER	NO.
M. Fitzpatrick	14	T. Watt	1.5	J. Schobert	1	A. Maulet	1	M. Fitzpatrick	1
T. Edmunds	10	D. Tuszka	1.0			C. Sutton	1	J. Haden	1
J. Schobert	7	C. Wormley	1.0			D. Tuszka	1	T. Watt	1
C. Heyward	6	C. Heyward	0.5						
D. Bush	5								
A. Maulet	5								
T. Watt	5								
C. Wormley	5								
A. Highsmith	4								
I. Loudermilk	4								
R. Spillane	3								
C. Sutton	3								
D. Tuszka	3								
T. Charlton	2								
J. Haden	2								
H. Mondeaux	2								
A. Witherspoon	2								
M. Allen	1								
C. Davis	1								
M. Killebrew	1								
T. Norwood	1								

DECEMBER 26, 2021
STEELERS @ KANSAS CITY CHIEFS
L 36-10

TOP TACKLERS		SACKS		INTS		FORCED FUMBLES		RECOVERED FUMBLES	
PLAYER	NO.	PLAYER	NO.	PLAYER	NO.	PLAYER	NO.	PLAYER	NO.
R. Spillane	13	C. Heyward	1.0			A. Highsmith	1		
M. Fitzpatrick	12	A. Highsmith	1.0						
J. Schobert	10								
C. Heyward	6								
I. Loudermilk	6								
T. Edmunds	5								
A. Highsmith	5								
J. Haden	4								
A. Maulet	4								
C. Davis	3								
M. Adams Sr.	2								
T. Charlton	1								
U. Gilbert III	1								
H. Mondeaux	1								
T. Norwood	1								
D. Tuszka	1								
T. Watt	1								

JANUARY 3, 2022
STEELERS VS. CLEVELAND BROWNS
W 26-14

TOP TACKLERS		SACKS		INTS		FORCED FUMBLES		RECOVERED FUMBLES	
PLAYER	NO.	PLAYER	NO.	PLAYER	NO.	PLAYER	NO.	PLAYER	NO.

TOP TACKLERS		SACKS		INTS		FORCED FUMBLES		RECOVERED FUMBLES	
PLAYER	NO.	PLAYER	NO.	PLAYER	NO.	PLAYER	NO.	PLAYER	NO.
R. Spillane	8	T. Watt	4.0	T. Norwood	1				
A. Highsmith	7	A. Highsmith	2.0	A. Witherspoon	1				
T. Edmunds	5	C. Heyward	1.0						
T. Watt	5	H. Mondeaux	1.0						
M. Allen	4	D. Tuszka	1.0						
M. Fitzpatrick	4								
J. Haden	4								
C. Heyward	4								
T. Norwood	3								
H. Mondeaux	2								
C. Sutton	2								
D. Tuszka	2								
U. Gilbert III	1								
I. Loudermilk	1								

(AS OF JAN 5, 2022, 4:18 AM PST)														2021 : REGULAR SEASON			
DATE	OPPONENT	TT	SOLO	ASST	SACKS	SACK YDS	INTS	INT YDS	PD	DTD	DS	TFL	QBH	FF	FR		
9/12	at Buffalo	74	49	25	3	16.0	0	0.0	6	1	0	5	8	4	1		
9/19	Las Vegas	65	45	20	2	9.0	0	0.0	4	0	0	6	5	1	0		
9/26	Cincinnati	43	25	18	0	0.0	1	15.0	2	0	0	2	0	0	0		
10/3	at Green Bay	65	44	21	3	12.0	0	0.0	4	0	0	7	7	1	1		
10/10	Denver	51	34	17	2	20.0	1	0.0	7	0	0	4	5	0	0		
10/17	Seattle	67	43	24	5	44.0	0	0.0	5	0	0	10	8	3	1		
10/31	at Cleveland	58	39	19	4	15.0	0	0.0	2	0	0	4	6	1	1		
11/8	Chicago	50	35	15	3	13.0	1	0.0	4	0	0	3	8	0	0		
11/14	Detroit	74	47	27	4	37.0	0	0.0	4	0	0	9	6	0	0		
11/21	at L.A. Chargers	60	45	15	2	8.0	1	4.0	4	0	0	2	5	0	0		
11/28	at Cincinnati	73	42	31	2	18.0	1	18.0	3	0	0	7	3	0	0		
12/5	Baltimore	64	49	15	7	34.0	1	0.0	4	0	0	9	10	1	0		
12/9	at Minnesota	61	36	25	0	0.0	2	45.0	8	0	0	4	6	0	0		
12/19	Tennessee	86	61	25	4	36.0	1	23.0	3	0	0	4	8	3	3		
12/26	at Kansas City	76	36	40	2	4.0	0	0.0	2	0	0	3	3	1	0		
1/3	Cleveland	52	37	15	9	46.0	2	0.0	11	0	0	10	11	0	0		
1/9	at Baltimore	--	--	--	--	--	--	--	--	--	--	--	--	--	--		
2021 TOTALS		1,019	667	352	52	312.0	11	105.0	73	1	0	89	99	15	7		

AMERICAN FOOTBALL CONFERENCE						
	OFFENSE				DEFENSE	
	TOTAL	RUSH	PASS	TOTAL	RUSH	PASS
Baltimore Ravens	4	4	6	13	*1	16
Buffalo Bills	3	5	5	*1	9	*1
Cincinnati Bengals	5	10	4	9	3	13
Cleveland Browns	10	3	14	3	7	3
Denver Broncos	11	7	11	4	6	4
Houston Texans	16	16	16	15	16	11
Indianapolis Colts	7	*1	12	8	5	10
Jacksonville Jaguars	15	11	13	11	12	9
Kansas City Chiefs	*1	8	*1	14	8	14
Las Vegas Raiders	6	14	3	6	10	5
Los Angeles Chargers	2	9	2	12	14	7
Miami Dolphins	14	15	8	7	4	8
New England Patriots	8	6	7	2	11	2
New York Jets	12	12	10	16	13	15
Pittsburgh Steelers	13	13	9	10	15	6
Tennessee Titans	9	2	15	5	2	12

NATIONAL FOOTBALL CONFERENCE						
	OFFENSE				DEFENSE	
	TOTAL	RUSH	PASS	TOTAL	RUSH	PASS
Arizona Cardinals	4	3	4	6	7	4
Atlanta Falcons	12	16	8	12	14	9
Carolina Panthers	15	12	14	*1	11	*1
Chicago Bears	13	5	16	3	13	2
Dallas Cowboys	2	4	2	10	9	12
Detroit Lions	10	10	10	14	16	13
Green Bay Packers	6 T	11	5	7	8	5
Los Angeles Rams	3	13	3	9	3	10
Minnesota Vikings	6 T	8	6	16	15	14
New Orleans Saints	14	9	15	5	2	7
New York Giants	16	14	13	11	12	8
Philadelphia Eagles	8	*1	11	4	4	6
San Francisco 49ers	5	2	7	2	6	3
Seattle Seahawks	11	6	12	15	10	16
Tampa Bay Buccaneers	*1	15	*1	8	*1	11
Washington Football Team	9	7	9	13	5	15

NATIONAL FOOTBALL LEAGUE						
	OFFENSE				DEFENSE	
	TOTAL	RUSH	PASS	TOTAL	RUSH	PASS
Arizona Cardinals	8	9	8	10	11	8
Atlanta Falcons	26	30	18	24	26	19
Baltimore Ravens	7	5	13	25	*1	32
Buffalo Bills	5	6	10	*1	19	*1
Carolina Panthers	30	21	29	2	20	2
Chicago Bears	28	11	32	5	24	3
Cincinnati Bengals	9	22	7	18	5	27
Cleveland Browns	18	4	26	6	16	6
Dallas Cowboys	2	10	3	19	15	24
Denver Broncos	19	14	19	9	14	7
Detroit Lions	22	18	21	28	28	25
Green Bay Packers	12 T	19	9	11	13	9
Houston Texans	32	32	30	29	32	21
Indianapolis Colts	15	2	23	17	12	18
Jacksonville Jaguars	27	23	24	22	25	16
Kansas City Chiefs	3	16	2	26	17	28
Las Vegas Raiders	11	29	6	13	21	10
Los Angeles Chargers	4	20	4	23	30	13
Los Angeles Rams	6	24 T	5	16	6	20
Miami Dolphins	25	31	15	15	10	14 T
Minnesota Vikings	12 T	15	11	31	27	26
New England Patriots	16	8	14	3	22	4
New Orleans Saints	29	17	31	8	4	14 T
New York Giants	31	26	28	20	23	17
New York Jets	21	24 T	17	32	29	29
Philadelphia Eagles	14	*1	22	7	7	11
Pittsburgh Steelers	24	28	16	21	31	12
San Francisco 49ers	10	7	12	4	9	5
Seattle Seahawks	23	12	25	30	18	31
Tampa Bay Buccaneers	*1	27	*1	14	3	22
Tennessee Titans	17	3	27	12	2	23
Washington Football Team	20	13	20	27	8	30

* = NFL leader | T = Tied for position

2021 REGULAR SEASON																			
NFL										AFC									
		OFFENSE				DEFENSE						OFFENSE				DEFENSE			
DATE	OPPONENT	TOTAL RUSH	*POINTS	TOTAL RUSH	*POINTS	TOTAL RUSH	*POINTS	TOTAL RUSH	*POINTS	DATE	OPPONENT	TOTAL RUSH	*POINTS	TOTAL RUSH	*POINTS	TOTAL RUSH	*POINTS	TOTAL RUSH	*POINTS
09/12	at Buffalo	T-29	23	28	18	13	18	T-14	T-7	09/12	at Buffalo	T-14	13	15	8	5	9	T-6	T-2
09/19	Las Vegas	28	32	18	T-24	22	10	29	9	09/19	Las Vegas	15	16	8	T-11	12	5	15	5
09/26	Cincinnati	25	32	13	28	13	10	20	12	09/26	Cincinnati	13	16	6	14	7	6	12	7
10/03	at Green Bay	27	32	16	T-28	16	11	19	13	10/03	at Green Bay	13	16	6	T-13	9	7	11	8
10/10	Denver	27	31	19	27	16	9	19	10	10/10	Denver	13	15	7	12	7	5	10	5
10/17	Seattle	25	29	17	25	12	T-9	15	12	10/17	Seattle	12	13	8	12	5	T-6	7	7
[bye]	-	27	29	15	26	13	12	15	12	[bye]	-	13	13	8	12	6	8	7	6
10/31	at Cleveland	24	28	16	26	11	12	13	7	10/31	at Cleveland	13	12	8	12	4	7	6	4
11/08	Chicago	25	28	17	23	14	15	15	T-8	11/08	Chicago	14	13	9	12	6	10	7	4
11/14	Detroit	24	26	17	26	T-12	25	9	8	11/14	Detroit	14	12	9	12	5	12	5	4
11/21	at L.A. Chargers	22	27	14	20	23	26	15	14	11/21	at L.A. Chargers	13	12	8	11	12	12	7	6
11/28	at Cincinnati	22	28	15	22	25	28	12	23	11/28	at Cincinnati	13	13	9	12	14	14	6	11
12/05	Baltimore	22	29	15	21	22	27	14	21	12/05	Baltimore	13	13	8	11	12	13	8	10
12/09	at Minnesota	21	28	13	T-21	27	30	14	22	12/09	at Minnesota	12	12	7	12	14	14	8	11
12/19	Tennessee	21	31	14	20	27	31	12	22	12/19	Tennessee	12	15	7	11	14	15	6	11
12/26	at Kansas City	22	29	14	22	26	32	13	22	12/26	at Kansas City	13	14	7	12	14	16	7	11
01/03	Cleveland	24	28	16	21	21	31	12	22	01/03	Cleveland	13	13	9	11	10	15	6	11
01/09	@ Baltimore	-	-	-	-	-	-	-	-	01/09	@ Baltimore	-	-	-	-	-	-	-	-

*Points per game

2021 REGULAR SEASON STEELERS GAME-BY-GAME OFFENSE																		
	09/12	09/19	09/26	10/03	10/10	10/17	10/31	11/08	11/14	11/21	11/28	12/05	12/09	12/19	12/26	01/03	01/09	
	@ BUF	LV	CIN	@ GB	DEN	SEA	@ CLE	CHI	DET	@ LAC	@ CIN	BAL	@ MIN	TEN	@ KC	CLE	@ BAL	Totals
FIRST DOWNS																		
Total	16	17	21	17	19	22	21	20	22	22	16	17	22	12	20	20		304
Rushing	4	3	2	5	5	6	7	8	7	5	1	4	7	2	6	8		80
Passing	9	13	16	11	12	14	13	8	13	14	15	11	11	7	13	10		190
Penalty	3	1	3	1	2	2	1	4	2	3	0	2	4	3	1	2		34
THIRD DOWNS																		
Attempts	12	12	19	11	12	14	13	17	17	15	13	12	13	11	13	18		222
Converted	4	5	9	4	7	5	4	6	7	8	7	5	4	2	5	5		87
Percentage	33.3%	41.7%	47.4%	36.4%	58.3%	35.7%	30.8%	35.3%	41.2%	53.3%	53.8%	41.7%	30.8%	18.2%	38.5%	27.8%		39.2%
FOURTH DOWNS																		
Attempts	0	1	2	2	0	0	4	2	2	0	0	0	2	0	3	2		20
Converted	0	0	0	0	0	0	2	2	0	0	0	0	2	0	2	1		9
Percentage	0	0.0%	0.0%	0.0%	0	0	50.0%	100.0%	0	0.0%	0	0	100.0%	0	66.7%	50.0%		45.0%
TOT. OFFENSE																		
Net Yards	252	331	342	282	391	345	370	280	387	300	301	321	375	168	303	299		5,047
Plays	55	56	77	58	61	71	69	66	81	65	59	57	69	45	70	79		1,038
Avg./Play	4.6	5.9	4.4	4.9	6.4	4.9	5.4	4.2	4.8	4.6	5.1	5.6	5.4	3.7	4.3	3.8		4.9
RUSHING																		
Net Yards	75	39	45	62	147	119	115	105	145	55	51	85	106	35	130	190		1,504
Rush. Att.	21	14	15	16	35	30	32	32	31	18	15	25	24	17	25	31		381
Avg./Att.	3.6	2.8	3.0	3.9	4.2	4.0	3.6	3.3	4.7	3.1	3.4	3.4	4.4	2.1	5.2	6.1		3.9
PASSING																		
Net Yards	177	292	297	220	244	226	255	175	242	245	250	236	269	133	173	109		3,543
Attempts	32	40	58	40	25	40	35	30	50	44	41	31	40	25	43	46		620
Completions	18	27	38	26	15	29	22	21	30	28	24	21	28	16	28	24		395
Intercepted	0	1	2	1	0	0	0	0	1	0	2	0	1	0	1	1		10
Gross Yards	188	295	318	232	253	229	266	205	242	273	263	236	308	148	194	123		3,773
Sacked	2.0	2.0	4.0	2.0	1.0	1.0	2.0	4.0	0.0	3.0	3.0	1.0	5.0	3.0	2.0	2.0		37.0
Yards Lost	11	3	21	12	9	3	11	30	0	28	13	0	39	15	21	14		230
ADVANCES																		
Rushes	21	14	15	16	35	30	32	32	31	18	15	25	24	17	25	31		381
Completions	18	27	38	26	15	29	22	21	30	28	24	21	28	16	28	24		395
Totals	39	41	53	42	50	59	54	53	61	46	39	46	52	33	53	55		776
Total Drives	11	11	11	11	10	13	10	12	14	11	12	10	14	12	11	14		187
PENALTIES																		
Number	5	5	10	5	8	5	8	5	7	8	4	5	10	5	5	5		100
Yards	32	43	73	34	59	38	65	30	59	38	30	81	85	30	40	51		788
FUMBLES																		
Number	1	1	1	1	1	1	1	1	3	1	2	0	1	0	2	2		19
Lost	0	0	0	1	1	1	0	1	2	0	1	0	0	0	2	0		9
PUNTING																		
Yards	207	197	162	102	119	335	176	196	280	46	190	217	258	199	121	244		3,049
Punts	5	4	4	3	2	7	4	5	6	1	5	5	6	5	2	5		69
Net Avg.	41.2	42.8	38.3	34.0	46.5	42.1	43.8	35.2	31.5	47.0	34.6	41.0	37.8	30.2	41.5	43.0		38.6
Gross Avg.	41.4	49.3	40.5	34.0	59.5	47.9	44.0	39.2	46.7	46.0	38.0	43.4	43.0	39.8	60.5	48.8		44.2
SCORING																		
Points	23	17	10	17	27	23	15	29	16	37	10	20	28	19	10	26		327
Q1	0	0	0	7	7	0	0	7	7	3	3	0	0	0	0	0		34
Q2	0	7	7	3	10	14	3	7	3	7	0	3	0	3	0	10		77
Q3	6	0	0	0	7	3	6	6	3	0	0	0	7	7	3	3		51
Q4	17	10	3	7	3	3	6	9	3	27	7	17	21	9	7	13		162
OT	0	0	0	0	0	3	0	0	0	0	0	0	0	0	0	0		3
TD Rushing	0	1	0	1	1	1	1	1	0	1	0	0	1	1	0	1		10
TD Passing	1	1	1	1	2	1	1	2	1	3	1	2	3	0	1	1		22
TD KO Returns	0	0	0	0	0	0	0	0	0	0	0	0	0	0	0	0		0
TD Punt Returns	0	0	0	0	0	0	0	0	0	0	0	0	0	0	0	0		0
TD Sp. Teams	1	0	0	0	0	0	0	0	0	0	0	0	0	0	0	0		1
TD Def. Returns	0	0	0	0	0	0	0	0	0	0	0	0	0	0	0	0		0
FG Attempts	3	1	2	1	2	3	1	3	3	3	1	2	1	5	2	4		37
FG Made	3	1	1	1	2	3	1	3	3	3	1	2	0	4	1	4		33
Safety	0	0	0	0	0	0	0	0	0	0	0	0	0	0	0	0		0
2-Pt Attempts	0	0	0	0	0	0	2	0	0	0	0	1	2	0	0	0		5
2-Pt Made	0	0	0	0	0	0	0	0	0	0	0	1	1	0	0	0		2
Time of Possession	26:43	25:38	35:22	25:19	33:02	37:33	31:45	34:05	36:48	28:14	24:40	23:30	29:32	20:52	25:18	34:55		473:16

2021 REGULAR SEASON STEELERS GAME-BY-GAME DEFENSE																			
	09/12	09/19	09/26	10/03	10/10	10/17	10/31	11/08	11/14	11/21	11/28	12/05	12/09	12/19	12/26	01/03	01/09		
	@ BUF	LV	CIN	@ GB	DEN	SEA	@ CLE	CHI	DET	@ LAC	@ CIN	BAL	@ MIN	TEN	@ KC	CLE	@ BAL	Totals	
FIRST DOWNS																			
Total	22	22	12	23	17	18	19	20	17	33	25	22	22	22	25	15		334	
Rushing	8	4	4	9	3	8	7	7	10	9	13	7	13	14	9	5		130	
Passing	13	17	7	13	14	9	10	11	5	19	11	12	8	8	16	8		181	
Penalty	1	1	1	1	0	1	2	2	2	5	1	3	1	0	0	2		23	
THIRD DOWNS																			
Attempts	18	13	9	15	12	12	10	12	18	12	11	16	14	18	11	17		218	
Converted	8	5	3	9	2	3	3	4	4	7	5	8	5	8	4	5		83	
Percentage	44.4%	38.5%	33.3%	60.0%	16.7%	25.0%	30.0%	33.3%	22.2%	58.3%	45.5%	50.0%	35.7%	44.4%	36.4%	29.4%		38.1%	
FOURTH DOWNS																			
Attempts	3	1	0	1	4	0	2	0	2	1	1	0	1	2	1	3		22	
Converted	1	0	0	3	0	0	0	0	2	0	1	0	1	1	1	1		12	
Percentage	33.3%	100.0%	0	0.0%	75.0%	0	0.0%	0	100.0%	0.0%	100.0%	0	100.0%	50.0%	100.0%	33.3%		54.5%	
TOT. OFFENSE																			
Net Yards	371	425	268	367	374	309	306	414	306	533	370	326	458	318	381	232		5,758	
Plays	79	64	42	72	58	64	58	58	68	69	65	69	67	78	67	67		1,045	
Avg./Play	4.7	6.6	6.4	5.1	6.4	4.8	5.3	7.1	4.5	7.7	5.7	4.7	6.8	4.1	5.7	3.5		5.5	
RUSHING																			
Net Yards	117	52	96	131	106	144	96	136	229	159	198	107	242	201	127	93		2,234	
Rush. Att.	25	25	24	33	18	27	23	26	39	26	38	25	36	42	35	20		462	
Avg./Att.	4.7	2.1	4.0	4.0	5.9	5.3	4.2	5.2	5.9	6.1	5.2	4.3	6.7	4.8	3.6	4.7		4.8	
PASSING																			
Net Yards	254	373	172	236	268	165	210	278	77	374	172	219	216	117	254	139		3,524	
Attempts	51	37	18	36	38	32	31	29	25	41	25	37	31	32	30	38		531	
Completions	30	28	14	20	24	23	20	17	14	30	20	23	14	23	23	16		339	
Intercepted	0	0	1	0	1	0	0	1	0	1	1	1	2	1	0	2		11	
Gross Yards	270	382	172	248	288	209	225	291	114	382	190	253	216	153	258	185		3,836	
Sacked	3.0	2.0	0.0	3.0	2.0	5.0	4.0	3.0	4.0	2.0	2.0	7.0	0.0	4.0	2.0	9.0		52.0	
Yards Lost	16	9	0	12	20	44	15	13	37	8	18	34	0	36	4	46		312	
ADVANCES																			
Rushes	25	25	24	33	18	27	23	26	39	26	38	25	36	42	35	20		462	
Completions	30	28	14	20	24	23	20	17	14	30	20	23	14	23	23	16		339	
Totals	55	53	38	53	42	50	43	43	53	56	58	48	50	65	58	36		801	
Total Drives	11	10	12	11	9	14	9	12	15	11	10	10	13	11	10	13		181	
PENALTIES																			
Number	8	5	10	7	6	5	12	8	12	3	10	11	7	5	10		122		
Yards	81	40	89	25	67	45	30	115	84	75	18	55	102	68	41	77		1,012	
FUMBLES																			
Number	4	2	0	1	0	3	1	1	0	0	0	1	0	5	3	0		21	
Lost	1	0	0	1	0	1	1	1	0	0	0	0	0	3	0	0		8	
PUNTING																			
Yards	137	190	241	138	176	364	197	234	464	0	139	203	146	143	91	342		3,205	
Punts	4	4	5	3	4	8	4	5	10	1	3	4	3	3	2	8		71	
Net Avg.	22.4	37.3	45.4	41.3	44.0	36.9	42.0	41.2	37.0	0.0	45.3	42.5	46.0	34.7	35.5	34.8		38.4	
Gross Avg.	34.3	47.5	48.2	46.0	44.0	45.5	49.3	46.8	46.4	0.0	46.3	50.8	48.7	47.7	45.5	42.8		45.1	
SCORING																			
Points	16	26	24	27	19	20	10	27	16	41	41	19	36	13	36	14		385	
Q1	3	3	7	0	3	0	3	0	0	7	10	0	6	10	14	0		66	
Q2	7	6	7	17	3	0	0	3	10	10	21	7	17	3	9	0		120	
Q3	0	7	10	10	0	14	7	3	6	10	3	3	6	0	7	7		93	
Q4	6	10	0	0	13	6	0	21	0	14	7	9	7	0	6	7		106	
OT	0	0	0	0	0	0	0	0	0	0	0	0	0	0	0	0		0	
TD Rushing	0	0	0	1	0	1	1	1	2	2	3	1	2	1	1	0		16	
TD Passing	1	2	3	2	2	1	0	1	0	3	1	1	2	0	3	2		24	
TD KO Returns	0	0	0	0	0	0	0	0	0	0	0	0	0	0	0	0		0	
TD Punt Returns	0	0	0	0	0	0	0	0	0	0	0	0	0	0	0	0		0	
TD Sp. Teams	0	0	0	0	0	0	0	0	0	0	0	0	0	0	0	0		1	
TD Def. Returns	0	0	0	0	0	0	0	0	0	0	1	0	0	0	0	0		1	
FG Attempts	3	4	1	2	2	2	1	2	1	2	2	2	3	2	3	0		32	
FG Made	0	0	0	0	0	0	0	0	0	0	0	0	0	0	0	0		0	
Safety	0	0	0	0	1	0	0	0	0	0	0	1	0	0	0	0		2	
2-PT Attempts	0	0	0	0	0	0	0	0	0	0	0	0	0	0	0	0		0	
2-PT Made	0	0	0	0	0	0	0	0	0	0	0	0	0	0	0	0		0	
Time of Possession	33:17	34:22	24:38	34:41	26:58	29:37	28:15	25:55	33:12	31:46	35:20	36:30	30:28	39:08	34:42	25:05		503:54	

2021 REGULAR SEASON - DEFENSIVE TAKEAWAYS						
DATE	OPPONENT	TAKEAWAY	QTR.	SCORE	YD-LINE	RESULT
09/12	at Buffalo	C. Heyward FR (T. Watt FF)	2	0-3	PIT-45	Punt
09/19	Las Vegas	None				
09/26	Cincinnati	T. Edmunds INT (J. Burrow)	1	0-0	PIT-29	INT
10/03	at Green Bay	T. Watt FR (C. Wormley FF)	3	10-27	PIT-35	Punt
10/10	Denver	J. Pierre INT (T. Bridgewater: touchback)	4	27-19	PIT-(8)	EOG
10/17	Seattle	D. Bush FR (T. Watt FF)	5	20-20	SEA-16	FG
10/31	at Cleveland	T. Watt FR (J. Schobert FF)	4	15-10	PIT-20	Punt
11/08	Chicago	C. Heyward INT (J. Fields)	1	7-0	CHI-36	TD
11/14	Detroit	None				
11/21	at L.A. Chargers	C. Sutton INT (J. Herbert)	4	27-34	LAC-15	TD
11/28	at Cincinnati	M. Fitzpatrick INT (J. Burrow)	2	3-24	PIT-3	INT
12/05	Baltimore	M. Fitzpatrick INT (L. Jackson: touchback)	1	0-0	PIT-(5)	Punt
12/09	at Minnesota	A. Witherspoon INT (K. Cousins)	3	7-29	MIN-46	TD
		A. Witherspoon INT (K. Cousins)	4	20-36	PIT-38	TD
12/19	Tennessee	M. Fitzpatrick FR (A. Maulet FF)	2	0-10	TEN-35	FG
		J. Haden FR (C. Sutton FF)	3	10-13	TEN-41	FG
		J. Schobert INT (R. Tannehill)	4	13-13	PIT-46	FG
		T. Watt FR (R. Tannehill fumble)	4	16-13	TEN-35	FG
12/26	at Kansas City	None				
01/03	Cleveland	A. Witherspoon INT (B. Mayfield)	2	7-0	CLV-43	FG
		T. Norwood INT (B. Mayfield)	4	26-14	CLV-37	EOG
01/09	at Baltimore	--	--	--	--	--

2021 REGULAR SEASON - OFFENSIVE GIVEAWAYS						
DATE	OPPONENT	TAKEAWAY	QTR.	SCORE	YD-LINE	RESULT
09/12	at Buffalo	None				
09/19	Las Vegas	B. Roethlisberger INT (T. Mullen Jr.)	1	0-0	LV-43	FG
09/26	Cincinnati	B. Roethlisberger INT (L. Wilson)	1	0-0	PIT-42	TD
		B. Roethlisberger INT (L. Wilson)	3	7-17	PIT-32	TD
10/03	at Green Bay	B. Roethlisberger fumble (K. Keke FF; K. Clark FR)	2	7-7	PIT-23	TD
		B. Roethlisberger INT (E. Stokes)	4	17-27	GB-42	EOG
10/10	Denver	B. Roethlisberger fumble (M. Reed FF; A. Johnson FR)	1	7-0	PIT-39	FG
10/17	Seattle	B. Roethlisberger fumble (K. Hyder Jr. FR)	4	17-17	PIT-35	Punt
10/31	at Cleveland	None				
11/08	Chicago	None				
11/14	Detroit	M. Rudolph INT (J. Okwara)	1	7-0	DET-39	Punt
		D. Johnson fumble (M. Gilbert FF; A. Oruware FR)	5	16-16	DET-45	Missed FG
		P. Freiermuth fumble (W. Harris FF; T. Flowers FR)	5	16-16	DET-38	EOG
11/21	at L.A. Chargers	None				
11/28	at Cincinnati	B. Roethlisberger INT (E. Apple)	1	0-7	CIN-45	FG
		B. Roethlisberger INT (M. Hilton)	2	3-31	PIT-24	TD
		B. Roethlisberger fumble (T. Hendrickson FF; S. Hubbard FR)	3	3-31	PIT-45	FG
12/05	Baltimore	None				
12/09	at Minnesota	B. Roethlisberger INT (B. Breeland)	3	0-26	PIT-48	FG
12/19	Tennessee	None				
12/26	at Kansas City	B. Roethlisberger INT (C. Ward)	1	0-7	PIT-49	TD
		D. Johnson fumble (T. Mathieu FR)	3	0-23	KC-49	TD
		B. Roethlisberger fumble (T. Wharton FF; J. Reed FR)	4	3-33	PIT-17	FG
01/03	Cleveland	B. Roethlisberger INT (A. Green)	3	10-0	CLV-42	Punt
01/09	at Baltimore	--	--	--	--	--

2021 REGULAR SEASON - SPECIAL TEAMS/MISC TAKEAWAYS						
DATE	OPPONENT	TAKEAWAY	QTR.	SCORE	YD-LINE	RESULT
11/08	Chicago	C. Boswell FR (J. Pierre FF)	4	23-13	CHI-42	Punt

2021 REGULAR SEASON - SPECIAL TEAMS/MISC GIVEAWAYS						
DATE	OPPONENT	TAKEAWAY	QTR.	SCORE	YD-LINE	RESULT
11/08	Chicago	R. McCloud fumble (J. Iyiegbunwe FF; D. Houston-Carson FR)	4	23-20	PIT-25	TD

2021 REGULAR SEASON - TURNOVERS		
Offense:	18 Giveaways 60 Points (6 TD, 6 FG)	Ratio 0 (19 takes, 19 gives)
Defense:	18 Takeaways 47 Points (4 TD, 6 FG)	
Special Teams:	1 Giveaway 7 Points (1 TD, 0 FG) 1 Takeaway 0 Points (0 TD, 0 FG)	Points Off Turnovers Ratio -20 (47 scored, 67 allowed)

		FORCED TURNOVERS			TURNOVERS CONVERTED					OUTCOME	
DATE	OPPONENT	FUM	INTS	TOTAL	TD	FG	PTS.	PTS. PCT.	TD PCT.	NET DIFF.	RESULT
09/12	Pittsburgh	1	0	1	0	0	0	0.0	0.0	+1	W
	at Buffalo	0	0	0	0	0	0	0.0	0.0	-1	L
09/19	Pittsburgh	0	0	0	0	0	0	0.0	0.0	-1	L
	Las Vegas	0	1	1	0	1	3	100.0	0.0	+1	W
09/26	Pittsburgh	0	1	1	0	0	0	0.0	0.0	-1	L
	Cincinnati	0	2	2	2	0	14	100.0	100.0	+1	W
10/03	Pittsburgh	1	0	1	0	0	0	0.0	0.0	-1	L
	at Green Bay	1	1	2	1	0	7	50.0	100.0	+1	W
10/10	Pittsburgh	0	1	1	0	0	0	0.0	0.0	0	W
	Denver	1	0	1	0	1	3	100.0	0.0	0	L
10/17	Pittsburgh	1	0	1	0	1	3	100.0	0.0	0	W
	Seattle	1	0	1	0	0	0	0.0	0.0	0	L
10/31	Pittsburgh	1	0	1	0	0	0	0.0	0.0	+1	W
	at Cleveland	0	0	0	0	0	0	0.0	0.0	-1	L
11/08	Pittsburgh	1	1	2	1	0	7	50.0	100.0	+1	W
	Chicago	1	0	1	1	0	7	100.0	100.0	-1	L
11/14	Pittsburgh	0	0	0	0	0	0	0.0	0.0	-3	T-16
	Detroit	2	1	3	0	0	0	0.0	0.0	+3	T
11/21	Pittsburgh	0	1	1	1	0	7	100.0	100.0	+1	L
	at L.A. Chargers	0	0	0	0	0	0	0.0	0.0	-1	W
11/28	Pittsburgh	0	1	1	0	0	0	0.0	0.0	-2	L
	at Cincinnati	1	2	3	1	2	13	100.0	33.3	+2	W
12/05	Pittsburgh	0	1	1	0	0	0	0.0	0.0	+1	W
	Baltimore	0	0	0	0	0	0	0.0	0.0	-1	L
12/09	Pittsburgh	0	2	2	2	0	15	100.0	100.0	+1	L
	at Minnesota	0	1	1	0	1	3	100.0	0.0	-1	W
12/19	Pittsburgh	3	1	4	0	4	12	100.0	0.0	+4	W
	Tennessee	0	0	0	0	0	0	0.0	0.0	-4	L
12/26	Pittsburgh	0	0	0	0	0	0	0.0	0.0	-3	L
	at Kansas City	2	1	3	2	1	17	100.0	66.7	+3	W
01/03	Pittsburgh	0	2	2	0	1	3	50.0	0.0	+1	W
	Cleveland	0	1	1	0	0	0	0.0	0.0	-1	L
01/09	at Baltimore	--	--	--	--	--	--	--	--	--	--
	STEELERS	8	11	19	4	6	47	52.6	40.0	0	8-7
	OPPONENTS	9	10	19	7	6	67	68.4	53.8	0	7-8

2021 REGULAR SEASON INDIVIDUAL GAME-BY-GAME STATS														
PASSING:		CHRIS BOSWELL												
DATE	OPP.	ATT	CMP	YDS	CMP%	Y/A	Y/C	TD	TD%	INT	INT%	LG	SK/YD	RATE
09/12	at Buffalo	0	0	0	0.0%	0.0	0.0	0	0.0%	0	0.0%	0	0/0	0.0
09/19	Las Vegas	0	0	0	0.0%	0.0	0.0	0	0.0%	0	0.0%	0	0/0	0.0
09/26	Cincinnati	0	0	0	0.0%	0.0	0.0	0	0.0%	0	0.0%	0	0/0	0.0
10/03	at Green Bay	0	0	0	0.0%	0.0	0.0	0	0.0%	0	0.0%	0	0/0	0.0
10/10	Denver	0	0	0	0.0%	0.0	0.0	0	0.0%	0	0.0%	0	0/0	0.0
10/17	Seattle	0	0	0	0.0%	0.0	0.0	0	0.0%	0	0.0%	0	0/0	0.0
10/31	at Cleveland	1	0	0	0.0%	0.0	0.0	0	0.0%	0	0.0%	0	0/0	39.6
11/08	Chicago	0	0	0	0.0%	0.0	0.0	0	0.0%	0	0.0%	0	0/0	0.0
11/14	Detroit	0	0	0	0.0%	0.0	0.0	0	0.0%	0	0.0%	0	0/0	0.0
11/21	at L.A. Chargers	0	0	0	0.0%	0.0	0.0	0	0.0%	0	0.0%	0	0/0	0.0
11/28	at Cincinnati	0	0	0	0.0%	0.0	0.0	0	0.0%	0	0.0%	0	0/0	0.0
12/05	Baltimore	0	0	0	0.0%	0.0	0.0	0	0.0%	0	0.0%	0	0/0	0.0
12/09	at Minnesota	0	0	0	0.0%	0.0	0.0	0	0.0%	0	0.0%	0	0/0	0.0
12/19	Tennessee	0	0	0	0.0%	0.0	0.0	0	0.0%	0	0.0%	0	0/0	0.0
12/26	at Kansas City	0	0	0	0.0%	0.0	0.0	0	0.0%	0	0.0%	0	0/0	0.0
01/03	Cleveland	0	0	0	0.0%	0.0	0.0	0	0.0%	0	0.0%	0	0/0	0.0
01/09	at Baltimore													
TOTALS		1	0	0	0.0%	0.0	0.0	0	0.0%	0	0.0%	0	0/0	39.6

PASSING:		JOSHUA DOBBS												
DATE	OPP.	ATT	CMP	YDS	CMP%	Y/A	Y/C	TD	TD%	INT	INT%	LG	SK/YD	RATE
09/12	at Buffalo													
09/19	Las Vegas													
09/26	Cincinnati													
10/03	at Green Bay													
10/10	Denver													
10/17	Seattle													
10/31	at Cleveland													
11/08	Chicago													
11/14	Detroit													
11/21	at L.A. Chargers													
11/28	at Cincinnati													
12/05	Baltimore													
12/09	at Minnesota													
12/19	Tennessee													
12/26	at Kansas City													
01/03	Cleveland													
01/09	at Baltimore													
TOTALS		0	0	0	0.0%	0.0	0.0	0	0.0%	0	0.0%	--	0/0	0.0

PASSING:		DWAYNE HASKINS												
DATE	OPP.	ATT	CMP	YDS	CMP%	Y/A	Y/C	TD	TD%	INT	INT%	LG	SK/YD	RATE
09/12	at Buffalo													
09/19	Las Vegas													
09/26	Cincinnati													
10/03	at Green Bay													
10/10	Denver													
10/17	Seattle													
10/31	at Cleveland													
11/08	Chicago													
11/14	Detroit													
11/21	at L.A. Chargers													
11/28	at Cincinnati													
12/05	Baltimore													
12/09	at Minnesota													
12/19	Tennessee													
12/26	at Kansas City													
01/03	Cleveland													
01/09	at Baltimore													
TOTALS		0	0	0	0.0%	0.0	0.0	0	0.0%	0	0.0%	--	0/0	0.0

PASSING:		JAMES MORGAN												
DATE	OPP.	ATT	CMP	YDS	CMP%	Y/A	Y/C	TD	TD%	INT	INT%	LG	SK/YD	RATE
09/12	at Buffalo							Panthers						
09/19	Las Vegas							Panthers						
09/26	Cincinnati							Panthers						
10/03	at Green Bay							Panthers						
10/10	Denver							Panthers						
10/17	Seattle							Panthers						
10/31	at Cleveland							Panthers						
11/08	Chicago							Panthers						
11/14	Detroit							NOT ON ROSTER						
11/21	at L.A. Chargers							PRACTICE SQUAD						
11/28	at Cincinnati							Jets						
12/05	Baltimore							Jets						
12/09	at Minnesota							Colts						
12/19	Tennessee							Colts						
12/26	at Kansas City							Colts						
01/03	Cleveland							Colts						
01/09	at Baltimore													
TOTALS		0	0	0	0.0%	0.0	0.0	0	0.0%	0	0.0%	--	0/0	0.0

PASSING:		BEN ROETHLISBERGER												
DATE	OPP.	ATT	CMP	YDS	CMP%	Y/A	Y/C	TD	TD%	INT	INT%	LG	SK/YD	RATE
09/12	at Buffalo	32	18	188	56.3%	5.9	10.4	1	3.1%	0	0.0%	24	2/11	83.9
09/19	Las Vegas	40	27	295	67.5%	7.4	10.9	1	2.5%	1	2.5%	52	2/3	87.0
09/26	Cincinnati	58	38	318	65.5%	5.5	8.4	1	1.7%	2	3.4%	29	4/21	70.9
10/03	at Green Bay	40	26	232	65.0%	5.8	8.9	1	2.5%	1	2.5%	45t	2/12	78.3
10/10	Denver	25	15	253	60.0%	10.1	16.9	2	8.0%	0	0.0%	59	1/9	120.9
10/17	Seattle	40	29	229	72.5%	5.7	7.9	1	2.5%	0	0.0%	23	1/3	94.7
10/31	at Cleveland	34	22	266	64.7%	7.8	12.1	1	2.9%	0	0.0%	50	2/11	98.4
11/08	Chicago	30	21	205	70.0%	6.8	9.8	2	6.7%	0	0.0%	42	4/30	111.1
11/14	Detroit	RESERVE/COVID-19												
11/21	at L.A. Chargers	44	28	273	63.6%	6.2	9.8	3	6.8%	0	0.0%	37	3/28	103.7
11/28	at Cincinnati	41	24	263	58.5%	6.4	11.0	1	2.4%	2	4.9%	41	3/13	65.4
12/05	Baltimore	31	21	236	67.7%	7.6	11.2	2	6.5%	0	0.0%	40	1/0	111.8
12/09	at Minnesota	40	28	308	70.0%	7.7	11.0	3	7.5%	1	2.5%	38	5/39	107.1
12/19	Tennessee	25	16	148	64.0%	5.9	9.3	0	0.0%	0	0.0%	19	3/15	80.1
12/26	at Kansas City	35	23	159	65.7%	4.5	6.9	1	2.9%	1	2.9%	24	2/21	73.4
01/03	Cleveland	46	24	123	52.2%	2.7	5.1	1	2.2%	1	2.2%	13	2/14	56.2
01/09	at Baltimore													
TOTALS		561	360	3,496	64.2%	6.2	9.7	21	3.7%	9	1.6%	59	37/230	87.3

PASSING:		MASON RUDOLPH												
DATE	OPP.	ATT	CMP	YDS	CMP%	Y/A	Y/C	TD	TD%	INT	INT%	LG	SK/YD	RATE
09/12	at Buffalo	DID NOT PLAY (NON-INJURY)												
09/19	Las Vegas	DID NOT PLAY (NON-INJURY)												
09/26	Cincinnati	DID NOT PLAY (NON-INJURY)												
10/03	at Green Bay	DID NOT PLAY (NON-INJURY)												
10/10	Denver	DID NOT PLAY (NON-INJURY)												
10/17	Seattle	DID NOT PLAY (NON-INJURY)												
10/31	at Cleveland	DID NOT PLAY (NON-INJURY)												
11/08	Chicago	DID NOT PLAY (NON-INJURY)												
11/14	Detroit	50	30	242	60.0%	4.8	8.1	1	2.0%	1	2.0%	36	0/0	70.6
11/21	at L.A. Chargers	DID NOT PLAY (NON-INJURY)												
11/28	at Cincinnati	DID NOT PLAY (NON-INJURY)												
12/05	Baltimore	DID NOT PLAY (NON-INJURY)												
12/09	at Minnesota	DID NOT PLAY (NON-INJURY)												
12/19	Tennessee	DID NOT PLAY (NON-INJURY)												
12/26	at Kansas City	8	5	35	62.5%	4.4	7.0	0	0.0%	0	0.0%	12	0/0	72.4
01/03	Cleveland	DID NOT PLAY (NON-INJURY)												
01/09	at Baltimore													
TOTALS		58	35	277	60.3%	4.8	7.9	1	1.7%	1	1.7%	36	0/0	70.8

2021 REGULAR SEASON INDIVIDUAL GAME-BY-GAME STATS															
RUSHING:		KALEN BALLAGE								CHASE CLAYPOOL					
DATE	OPP	NO.	YDS	AVG	LG	TD	NO.	YDS	AVG	LG	TD	NO.	YDS	AVG	LG
09/12	at Buffalo	0	0	0.0	--	0	1	25	25.0	25	0	0	0	0.0	--
09/19	Las Vegas	0	0	0.0	--	0	1	-3	-3.0	-3	0	0	0	0.0	--
09/26	Cincinnati	0	0	0.0	--	0	0	0	0.0	--	0	0	0	0.0	--
10/03	at Green Bay	0	0	0.0	--	0	ON INACTIVE LIST				0	0	0	0.0	--
10/10	Denver	4	0	0.0	3	0	0	0	0.0	--	0	0	0	0.0	--
10/17	Seattle	2	15	7.5	11	0	0	0	0.0	--	0	1	1	1.0	1t
10/31	at Cleveland	1	-3	-3.0	-3	0	2	16	8.0	16	0	ON INACTIVE LIST			
11/08	Chicago	0	0	0.0	--	0	2	13	6.5	11	0	ON INACTIVE LIST			
11/14	Detroit	0	0	0.0	--	0	ON INACTIVE LIST				0	0	0	0.0	--
11/21	at L.A. Chargers	1	3	3.0	3	0	2	1	0.5	3	0	0	0	0.0	--
11/28	at Cincinnati	3	21	7.0	13	0	0	0	0.0	--	0	INJURED RESERVE			
12/05	Baltimore	0	0	0.0	--	0	1	2	2.0	2	0	INJURED RESERVE			
12/09	at Minnesota	0	0	0.0	--	0	1	2	2.0	2	0	INJURED RESERVE			
12/19	Tennessee	0	0	0.0	--	0	1	7	7.0	7	0	INJURED RESERVE			
12/26	at Kansas City	0	0	0.0	--	0	0	0	0.0	--	0	INJURED RESERVE			
01/03	Cleveland	0	0	0.0	--	0	0	0	0.0	--	0	INJURED RESERVE			
01/09	at Baltimore														
TOTALS		11	36	3.3	13	0	11	63	5.7	25	0	1	1	1.0	1T

RUSHING:		NAJEE HARRIS								DIONTAE JOHNSON					
DATE	OPP	NO.	YDS	AVG	LG	TD	NO.	YDS	AVG	LG	TD	NO.	YDS	AVG	LG
09/12	at Buffalo	16	45	2.8	18	0	0	0	0.0	--	0	0	0	0.0	--
09/19	Las Vegas	10	38	3.8	14	0	0	0	0.0	--	0	0	0	0.0	--
09/26	Cincinnati	14	40	2.9	20	0	ON INACTIVE LIST				0	0	0	0.0	--
10/03	at Green Bay	15	62	4.1	11	1	0	0	0.0	--	0	0	0	0.0	--
10/10	Denver	23	122	5.3	20	1	0	0	0.0	--	0	0	0	0.0	--
10/17	Seattle	24	81	3.4	10	0	1	25	25.0	25	0	0	0	0.0	--
10/31	at Cleveland	26	91	3.5	11	1	0	0	0.0	--	0	1	10	10.0	10
11/08	Chicago	22	62	2.8	13	1	2	11	5.5	11	0	0	0	0.0	--
11/14	Detroit	26	105	4.0	12	0	0	0	0.0	--	0	0	0	0.0	--
11/21	at L.A. Chargers	12	39	3.3	12	1	0	0	0.0	--	0	1	5	5.0	5
11/28	at Cincinnati	8	23	2.9	5	0	0	0	0.0	--	0	RESERVE/COVID-19			
12/05	Baltimore	21	71	3.4	13	0	0	0	0.0	--	0	0	0	0.0	--
12/09	at Minnesota	20	94	4.7	23	1	1	7	7.0	7	0	0	0	0.0	--
12/19	Tennessee	12	18	1.5	7	0	1	10	10.0	10	0	0	0	0.0	--
12/26	at Kansas City	19	93	4.9	21	0	0	0	0.0	--	0	0	0	0.0	--
01/03	Cleveland	28	188	6.7	37t	1	0	0	0.0	--	0	0	0	0.0	--
01/09	at Baltimore														
TOTALS		296	1,172	4.0	37T	7	5	53	10.6	25	0	2	15	7.5	10

RUSHING:		ANTHONY MCFARLAND JR.								BEN ROETHLISBERGER					
DATE	OPP	NO.	YDS	AVG	LG	TD	NO.	YDS	AVG	LG	TD	NO.	YDS	AVG	LG
09/12	at Buffalo		INJURED RESERVE				4	5	1.3	8	0		DID NOT PLAY (NON-INJURY)		
09/19	Las Vegas		INJURED RESERVE				0	0	0.0	--	0		DID NOT PLAY (NON-INJURY)		
09/26	Cincinnati		INJURED RESERVE				1	5	5.0	5	0		DID NOT PLAY (NON-INJURY)		
10/03	at Green Bay		INJURED RESERVE				0	0	0.0	--	0		DID NOT PLAY (NON-INJURY)		
10/10	Denver		INJURED RESERVE				1	-1	-1.0	-1	0		DID NOT PLAY (NON-INJURY)		
10/17	Seattle		INJURED RESERVE - DESIGNATED FOR RETURN				2	-3	-1.5	--	0		DID NOT PLAY (NON-INJURY)		
10/31	at Cleveland	1	1	1.0	1	0	1	0	0.0	--	0		DID NOT PLAY (NON-INJURY)		
11/08	Chicago		ON INACTIVE LIST				2	0	0.0	1	0		DID NOT PLAY (NON-INJURY)		
11/14	Detroit		ON INACTIVE LIST				RESERVE/COVID-19				4	36	9.0	26	0
11/21	at L.A. Chargers		ON INACTIVE LIST				0	0	0.0	--	0		DID NOT PLAY (NON-INJURY)		
11/28	at Cincinnati	2	2	1.0	3	0	0	0	0.0	--	0		DID NOT PLAY (NON-INJURY)		
12/05	Baltimore		ON INACTIVE LIST				1	-1	-1.0	-1	0		DID NOT PLAY (NON-INJURY)		
12/09	at Minnesota		INACTIVE				1	5	5.0	5	0		DID NOT PLAY (NON-INJURY)		
12/19	Tennessee		ON INACTIVE LIST				3	0	0.0	1t	1		DID NOT PLAY (NON-INJURY)		
12/26	at Kansas City		RESERVE/COVID-19				0	0	0.0	--	0	1	17	17.0	17
01/03	Cleveland		RESERVE/COVID-19				1	-1	-1.0	-1	0		DID NOT PLAY (NON-INJURY)		
01/09	at Baltimore														
TOTALS		3	3	1.0	3	0	17	9	0.5	8	1	5	53	10.6	26

RUSHING:		JUJU SMITH-SCHUSTER								BENNY SNELL JR.					
DATE	OPP	NO.	YDS	AVG	LG	TD	NO.	YDS	AVG	LG	TD	NO.	YDS	AVG	LG
09/12	at Buffalo	0	0	0.0	--	0	0	0	0.0	--	0	0	0	0.0	--
09/19	Las Vegas	1	3	3.0	3t	1	2	1	0.5	1	0	0	0	0.0	--
09/26	Cincinnati	0	0	0.0	--	0	0	0	0.0	--	0	0	0	0.0	--
10/03	at Green Bay	0	0	0.0	--	0	1	0	0.0	--	0	0	0	0.0	--
10/10	Denver	2	6	3.0	3	0	5	20	4.0	9	0	ON INACTIVE LIST			
10/17	Seattle		INJURED RESERVE				0	0	0.0	--	0	0	0	0.0	--
10/31	at Cleveland		INJURED RESERVE				0	0	0.0	--	0	0	0	0.0	--
11/08	Chicago		INJURED RESERVE				2	6	3.0	5	0	2	13	6.5	12
11/14	Detroit		INJURED RESERVE				1	4	4.0	4	0	0	0	0.0	--
11/21	at L.A. Chargers		INJURED RESERVE				2	7	3.5	4	0	0	0	0.0	--
11/28	at Cincinnati		INJURED RESERVE				2	5	2.5	4	0	0	0	0.0	--
12/05	Baltimore		INJURED RESERVE				2	13	6.5	8	0	0	0	0.0	--
12/09	at Minnesota		INJURED RESERVE				1	-2	-2.0	-2	0	0	0	0.0	--
12/19	Tennessee		INJURED RESERVE				0	0	0.0	--	0	0	0	0.0	--
12/26	at Kansas City		INJURED RESERVE				5	20	4.0	8	0	0	0	0.0	--
01/03	Cleveland		INJURED RESERVE				1	2	2.0	2	0	0	0	0.0	--
01/09	at Baltimore														
TOTALS		3	9	3.0	3T	1	24	76	3.2	9	0	2	13	6.5	12

RUSHING:		DEREK WATT				
DATE	OPP.	NO.	YDS	AVG	LG	TD
09/12	at Buffalo	0	0	0.0	--	0
09/19	Las Vegas	0	0	0.0	--	0
09/26	Cincinnati	0	0	0.0	--	0
10/03	at Green Bay	0	0	0.0	--	0
10/10	Denver	0	0	0.0	--	0
10/17	Seattle	0	0	0.0	--	0
10/31	at Cleveland	0	0	0.0	--	0
11/08	Chicago	0	0	0.0	--	0
11/14	Detroit	0	0	0.0	--	0
11/21	at L. A. Chargers	0	0	0.0	--	0
11/28	at Cincinnati	0	0	0.0	--	0
12/05	Baltimore	0	0	0.0	--	0
12/09	at Minnesota	0	0	0.0	--	0
12/19	Tennessee	0	0	0.0	--	0
12/26	at Kansas City	0	0	0.0	--	0
01/03	Cleveland	1	1	1.0	1	0
01/09	at Baltimore					
TOTALS		1	1	1.0	1	0

2021 REGULAR SEASON INDIVIDUAL GAME-BY-GAME STATS																
RECEIVING:		KALEN BALLAGE					CHASE CLAYPOOL					ERIC EBFRON				
DATE	OPP	NO.	YDS	AVG	LG	TD	NO.	YDS	AVG	LG	TD	NO.	YDS	AVG	LG	TD
09/12	at Buffalo	0	0	0.0	--	0	3	45	15.0	22	0	1	19	19.0	19	0
09/19	Las Vegas	0	0	0.0	--	0	3	70	23.3	52	0	0	0	0.0	--	0
09/26	Cincinnati	0	0	0.0	--	0	9	96	10.7	29	0	0	0	0.0	--	0
10/03	at Green Bay	0	0	0.0	--	0	ON INACTIVE LIST					2	8	4.0	4	0
10/10	Denver	0	0	0.0	--	0	5	130	26.0	59	1	2	10	5.0	5	0
10/17	Seattle	0	0	0.0	--	0	2	17	8.5	12	0	2	10	5.0	6	0
10/31	at Cleveland	0	0	0.0	--	0	4	45	11.3	16	0	ON INACTIVE LIST				
11/08	Chicago	1	2	2.0	2	0	3	30	10.0	26	0	ON INACTIVE LIST				
11/14	Detroit	0	0	0.0	--	0	ON INACTIVE LIST					2	13	6.5	9	0
11/21	at L.A. Chargers	0	0	0.0	--	0	5	93	18.6	37	0	3	24	8.0	18	1
11/28	at Cincinnati	1	6	6.0	6	0	3	82	27.3	41	0	INJURED RESERVE				
12/05	Baltimore	0	0	0.0	--	0	2	52	26.0	40	0	INJURED RESERVE				
12/09	at Minnesota	0	0	0.0	--	0	8	93	11.6	38	0	INJURED RESERVE				
12/19	Tennessee	0	0	0.0	--	0	0	12	0.0	12	0	INJURED RESERVE				
12/26	at Kansas City	0	0	0.0	--	0	4	41	10.3	24	0	INJURED RESERVE				
01/03	Cleveland	0	0	0.0	--	0	3	17	5.7	8	0	INJURED RESERVE				
01/09	at Baltimore															
TOTALS		2	8	4.0	6	0	54	823	15.2	59	1	12	84	7.0	19	1

RECEIVING:		PAT FREIERMUTH					ZACH GENTRY					NAJEE HARRIS				
DATE	OPP	NO.	YDS	AVG	LG	TD	NO.	YDS	AVG	LG	TD	NO.	YDS	AVG	LG	TD
09/12	at Buffalo	1	24	24.0	24	0	1	-2	-2.0	-2	0	1	4	4.0	4	0
09/19	Las Vegas	4	36	9.0	14	0	0	0	0.0	--	0	5	43	8.6	25t	1
09/26	Cincinnati	3	22	7.3	15	1	0	0	0.0	--	0	14	102	7.3	21	0
10/03	at Green Bay	1	11	11.0	11	0	1	10	10.0	10	0	6	29	4.8	9	0
10/10	Denver	2	7	3.5	4	0	1	13	13.0	13	0	2	20	10.0	14	0
10/17	Seattle	7	58	8.3	12	0	0	0	0.0	--	0	6	46	7.7	12	1
10/31	at Cleveland	4	44	11.0	22	1	3	39	13.0	24	0	3	29	9.7	20	0
11/08	Chicago	5	43	8.6	13	2	0	0	0.0	--	0	3	16	5.3	9	0
11/14	Detroit	5	31	6.2	10	0	0	0	0.0	--	0	4	28	7.0	10	0
11/21	at L.A. Chargers	4	11	2.8	5t	1	0	0	0.0	--	0	5	20	4.0	7	0
11/28	at Cincinnati	4	40	10.0	15t	1	1	10	10.0	10	0	3	14	4.7	12	0
12/05	Baltimore	3	26	8.7	17	0	2	10	5.0	5	0	5	36	7.2	18	0
12/09	at Minnesota	2	32	16.0	17	1	0	0	0.0	--	0	3	10	3.3	6	1
12/19	Tennessee	4	37	9.3	14	0	1	17	17.0	17	0	2	8	4.0	5	0
12/26	at Kansas City	ON INACTIVE LIST					4	31	7.8	12	0	5	17	3.4	6	0
01/03	Cleveland	5	22	4.4	12	0	1	0	0.0	--	0	3	18	6.0	13	0
01/09	at Baltimore															
TOTALS		54	444	8.2	24	7	15	128	8.5	24	0	70	440	6.3	25T	3

RECEIVING:		DIONTAE JOHNSON					RAY-RAY MCCLOUD					ANTHONY MCFARLAND JR.				
DATE	OPP	NO.	YDS	AVG	LG	TD	NO.	YDS	AVG	LG	TD	NO.	YDS	AVG	LG	TD
09/12	at Buffalo	5	36	7.2	14	1	0	0	0.0	--	0	INJURED RESERVE				
09/19	Las Vegas	9	105	11.7	41	0	0	0	0.0	--	0	INJURED RESERVE				
09/26	Cincinnati	ON INACTIVE LIST					3	33	11.0	24	0	INJURED RESERVE				
10/03	at Green Bay	9	92	10.2	45t	1	1	2	2.0	2	0	INJURED RESERVE				
10/10	Denver	2	72	36.0	50t	1	1	1	1.0	1	0	INJURED RESERVE				
10/17	Seattle	9	71	7.9	23	0	2	18	9.0	15	0	INJURED RESERVE - DESIGNATED FOR RETURN				
10/31	at Cleveland	6	98	16.3	50	0	0	0	0.0	--	0	0	0	0.0	--	0
11/08	Chicago	5	56	11.2	22	0	1	12	12.0	12	0	ON INACTIVE LIST				
11/14	Detroit	7	83	11.9	36	0	9	63	7.0	17	0	ON INACTIVE LIST				
11/21	at L.A. Chargers	7	101	14.4	32	1	2	12	6.0	8	0	ON INACTIVE LIST				
11/28	at Cincinnati	9	95	10.6	16	0	RESERVE/COVID-19					1	11	11.0	11	0
12/05	Baltimore	8	105	13.1	29t	2	1	7	7.0	7	0	ON INACTIVE LIST				
12/09	at Minnesota	5	76	15.2	37	0	6	32	5.3	10	0	INACTIVE				
12/19	Tennessee	5	38	7.6	16	0	1	0	0.0	--	0	ON INACTIVE LIST				
12/26	at Kansas City	6	51	8.5	18	1	4	25	6.3	17	0	RESERVE/COVID-19				
01/03	Cleveland	8	31	3.9	10	1	4	35	8.8	12	0	RESERVE/COVID-19				
01/09	at Baltimore															
TOTALS		100	1,110	11.1	50T	8	35	240	6.9	24	0	1	11	11.0	11	0

RECEIVING:		KEVIN RADER					JUJU SMITH-SCHUSTER					BENNY SNELL JR.				
DATE	OPP	NO.	YDS	AVG	LG	TD	NO.	YDS	AVG	LG	TD	NO.	YDS	AVG	LG	TD
09/12	at Buffalo	PRACTICE SQUAD					4	52	13.0	24	0	0	0	0.0	--	0
09/19	Las Vegas	PRACTICE SQUAD					6	41	6.8	17	0	0	0	0.0	--	0
09/26	Cincinnati	PRACTICE SQUAD					3	25	8.3	16	0	0	0	0.0	--	0
10/03	at Green Bay	PRACTICE SQUAD					2	11	5.5	9	0	0	0	0.0	--	0
10/10	Denver	PRACTICE SQUAD					0	0	0.0	--	0	0	0	0.0	--	0
10/17	Seattle	PRACTICE SQUAD					INJURED RESERVE					0	0	0.0	--	0
10/31	at Cleveland	PRACTICE SQUAD					INJURED RESERVE					1	7	7.0	7	0
11/08	Chicago	PRACTICE SQUAD					INJURED RESERVE					0	0	0.0	--	0
11/14	Detroit	PRACTICE SQUAD					INJURED RESERVE					0	0	0.0	--	0
11/21	at L.A. Chargers	PRACTICE SQUAD					INJURED RESERVE					0	0	0.0	--	0
11/28	at Cincinnati	ON INACTIVE LIST					INJURED RESERVE					0	0	0.0	--	0
12/05	Baltimore	0	0	0.0	--	0	INJURED RESERVE					0	0	0.0	--	0
12/09	at Minnesota	0	0	0.0	--	0	INJURED RESERVE					0	0	0.0	--	0
12/19	Tennessee	ON INACTIVE LIST					INJURED RESERVE					0	0	0.0	--	0
12/26	at Kansas City	1	7	7.0	7	0	INJURED RESERVE					1	6	6.0	6	0
01/03	Cleveland	0	0	0.0	--	0	INJURED RESERVE					0	0	0.0	--	0
01/09	at Baltimore															
TOTALS		1	7	7.0	7	0	15	129	8.6	24	0	2	13	6.5	7	0

RECEIVING:		JAMES WASHINGTON					DEREK WATT					CODY WHITE				
DATE	OPP.	NO.	YDS	AVG	LG	TD	NO.	YDS	AVG	LG	TD	NO.	YDS	AVG	LG	TD
09/12	at Buffalo	2	10	5.0	9	0	0	0	0.0	--	0	PRACTICE SQUAD				
09/19	Las Vegas	0	0	0.0	--	0	0	0	0.0	--	0	PRACTICE SQUAD				
09/26	Cincinnati	3	20	6.7	8	0	1	3	3.0	3	0	2	17	8.5	11	0
10/03	at Green Bay	4	69	17.3	30	0	0	0	0.0	--	0	0	0	0.0	--	0
10/10	Denver	ON INACTIVE LIST					0	0	0.0	--	0	0	0	0.0	--	0
10/17	Seattle	1	9	9.0	9	0	0	0	0.0	--	0	0	0	0.0	--	0
10/31	at Cleveland	1	4	4.0	4	0	0	0	0.0	--	0	0	0	0.0	--	0
11/08	Chicago	1	42	42.0	42	0	1	3	3.0	3	0	0	0	0.0	--	0
11/14	Detroit	2	15	7.5	9t	1	1	9	9.0	9	0	0	0	0.0	--	0
11/21	at L.A. Chargers	2	12	6.0	7	0	0	0	0.0	--	0	0	0	0.0	--	0
11/28	at Cincinnati	1	3	3.0	3	0	0	0	0.0	--	0	0	0	0.0	--	0
12/05	Baltimore	0	0	0.0	--	0	0	0	0.0	--	0	0	0	0.0	--	0
12/09	at Minnesota	4	65	16.3	30t	1	0	0	0.0	--	0	0	0	0.0	--	0
12/19	Tennessee	3	36	12.0	19	0	0	0	0.0	--	0	0	0	0.0	--	0
12/26	at Kansas City	0	0	0.0	--	0	0	0	0.0	--	0	3	16	5.3	6	0
01/03	Cleveland	0	0	0.0	--	0	0	0	0.0	--	0	0	0	0.0	--	0
01/09	at Baltimore															
TOTALS		24	285	11.9	42	2	3	15	5.0	9	0	5	33	6.6	11	0

DATE	OPP.	AX HIGHSMITH												MELVIN INGRAM III												JAMIR JONES													
		S	A	TK	FL	TYFL	SK	SKY	INT	FR	FF	PR	PD	S	A	TK	FL	TYFL	SK	SKY	INT	FR	FF	PR	PD	S	A	TK	FL	TYFL	SK	SKY	INT	FR	FF	PR	PD		
09/12	at Buffalo	3	1	4	0	0	0	0.0	0	0	0	0	0	1	0	1	1	3	0	0.0	0	0	0	1	1	0	0	0	0	0	0.0	0	0	0	0	0	0	0	
09/19	Las Vegas	3	1	4	1	4	0	0.0	0	0	0	0	0	1	3	4	1	8	1	0.8	0	0	0	3	1	0	1	0	0	0	0.0	0	0	0	0	0	1	0	
09/26	Cincinnati	ON INACTIVE LIST												2	1	3	0	0	0.0	0	0	0	0	0	0	0	0				0	0	0	0	0	0	0	0	0
10/03	at Green Bay	2	3	5	0	0	0	0.0	0	0	0	0	0	1	0	1	0	0	0.0	0	0	0	0	2	0	Rams													
10/10	Denver	1	0	1	0	0	0	0.0	0	0	0	0	0	0	1	1	0	0	0.0	0	0	0	0	0	0	Rams													
10/17	Seattle	2	5	7	2	9	1	5.1	5.5	0	0	0	4	0	0	0	0	0	0.0	0	0	0	0	0	0	Rams													
10/31	at Cleveland	1	3	4	1	1	0	0.0	0	0	0	0	0	ON INACTIVE LIST												Rams													
11/08	Chicago	0	3	3	0	0	0	0.0	0	0	0	0	2	0	Chiefs												Rams												
11/14	Detroit	8	3	11	2	9	0	0.0	0	0	0	0	1	0	Chiefs												Rams												
11/21	at L.A. Chargers	3	3	6	1	4	1	5.6	6.0	0	0	0	3	0	Chiefs												Rams												
11/28	at Cincinnati	3	2	5	2	8	0	0.0	0	0	0	0	0	Chiefs												Rams													
12/05	Baltimore	3	0	3	2	3	0	0.0	0	0	0	0	0	Chiefs												Rams													
12/09	at Minnesota	1	0	1	1	0	0	0.0	0	0	0	0	0	Chiefs												Rams													
12/19	Tennessee	4	0	4	0	0	0	0.0	0	0	0	0	1	0	Chiefs												Rams												
12/26	at Kansas City	2	3	5	0	0	1	0.0	0	0	0	1	1	0	Chiefs												Rams												
01/03	Cleveland	7	0	7	3	16	2	0.1	0.4	0	0	0	2	0	Chiefs												Jaguars												
01/09	at Baltimore																																						
TOTALS		43	27	70	15	54	6.0	35.5	0	0	1	14	0	5	5	10	2	11	1.0	8.0	0	0	0	6	1	1	0	1	0	0	0.0	0	0	0	0	0	1	0	

DATE	OPP.	MILES KILLEBREW												JUSTIN LAYNE												ISAIAH LOUDERMILK												
		S	A	TK	FL	TYFL	SK	SKY	INT	FR	FF	PR	PD	S	A	TK	FL	TYFL	SK	SKY	INT	FR	FF	PR	PD	S	A	TK	FL	TYFL	SK	SKY	INT	FR	FF	PR	PD	
09/12	at Buffalo	0	0	0	0	0	0.0	0	0	0	0	0	0	0	0	0	0	0	0.0	0	0	0	0	0	0	ON INACTIVE LIST												
09/19	Las Vegas	0	0	0	0	0	0.0	0	0	0	0	0	0	1	0	1	0	0	0.0	0	0	0	0	0	0	0	1	0	1	0	0	0.0	0	0	0	0	0	0
09/26	Cincinnati	0	0	0	0	0	0.0	0	0	0	0	0	0	0	0	0	0	0	0.0	0	0	0	0	0	0	1	0	1	0	0	0.0	0	0	0	0	0	0	
10/03	at Green Bay	0	0	0	0	0	0.0	0	0	0	0	0	0	0	0	0	0	0	0.0	0	0	0	0	0	0	0	0	0	0	0	0.0	0	0	0	0	0	1	
10/10	Denver	0	0	0	0	0	0.0	0	0	0	0	0	0	0	0	0	0	0	0.0	0	0	0	0	0	0	0	0	0	0	0	0.0	0	0	0	0	0	0	
10/17	Seattle	0	0	0	0	0	0.0	0	0	0	0	0	0	0	0	0	0	0	0.0	0	0	0	0	0	0	1	0	1	0	0	0.0	0	0	0	0	0	0	
10/31	at Cleveland	0	0	0	0	0	0.0	0	0	0	0	0	0	0	0	0	0	0	0.0	0	0	0	0	0	0	2	0	2	0	0	1.0	0	0	0	0	0	0	
11/08	Chicago	0	0	0	0	0	0.0	0	0	0	0	0	0	0	0	0	0	0	0.0	0	0	0	0	0	0	0	0	0	0	0	0.0	0	0	0	0	0	0	
11/14	Detroit	1	0	1	0	0	0.0	0	0	0	0	0	0	0	0	0	0	0	0.0	0	0	0	0	0	0	2	0	2	0	0	0.0	0	0	0	0	0	0	
11/21	at L.A. Chargers	0	0	0	0	0	0.0	0	0	0	0	0	0	0	0	0	0	0	0.0	0	0	0	0	0	0	ON INACTIVE LIST												
11/28	at Cincinnati	0	0	0	0	0	0.0	0	0	0	0	0	0	0	0	0	0	0	0.0	0	0	0	0	0	0	0	1	0	1	0	0	0.0	0	0	0	0	0	1
12/05	Baltimore	0	0	0	0	0	0.0	0	0	0	0	0	0	2	0	2	0	0	0.0	0	0	0	0	0	0	1	0	1	0	0	0.0	0	0	0	0	0	0	
12/09	at Minnesota	2	0	2	1	0	0.0	0	0	0	0	0	0	0	1	1	0	0	0.0	0	0	0	0	0	0	1	1	2	0	0	0.0	0	0	0	0	0	0	
12/19	Tennessee	1	0	1	0	0	0.0	0	0	0	0	0	0	0	0	0	0	0	0.0	0	0	0	0	0	0	4	0	4	0	0	0.0	0	0	0	0	0	0	
12/26	at Kansas City	0	0	0	0	0	0.0	0	0	0	0	0	0	0	0	0	0	0	0.0	0	0	0	0	0	0	3	3	6	0	0	0.0	0	0	0	0	0	0	
01/03	Cleveland	0	0	0	0	0	0.0	0	0	0	0	0	0	0	0	0	0	0	0.0	0	0	0	0	0	0	0	1	1	0	0	0.0	0	0	0	0	0	1	
01/09	at Baltimore																																					
TOTALS		4	0	4	1	0	0	0.0	0	0	0	0	0	3	1	4	0	0	0	0.0	0	0	0	0	0	15	7	22	0	0	1.0	0.0	0	0	0	0	3	

DATE	OPP.	ARTHUR MAULLET												HENRY MONDEAUX												TRE NORWOOD																		
		S	A	TK	FL	TYFL	SK	SKY	INT	FR	FF	PR	PD	S	A	TK	FL	TYFL	SK	SKY	INT	FR	FF	PR	PD	S	A	TK	FL	TYFL	SK	SKY	INT	FR	FF	PR	PD							
09/12	at Buffalo	1	1	2	0	0	0.0	0.0	0	0	0	0	0	PRACTICE SQUAD												4	1	5	0	0	0.0	0.0	0	0	0	0	0	0	0	0	0	0	0	0
09/19	Las Vegas	0	0	0	0	0	0.0	0.0	0	0	0	0	0	DID NOT PLAY												1	0	1	0	0	0.0	0.0	0	0	0	0	0	0	0	0	0	0	0	0
09/26	Cincinnati	2	0	2	1	2	0.0	0.0	0	0	0	0	0	0	0	0	0	0	0.0	0.0	0	0	0	0	0	0	3	0	3	0	0	0.0	0.0	0	0	0	0	0	0	0				
10/03	at Green Bay	3	1	4	2	5	0.0	0.0	0	0	0	0	0	0	1	1	0	0	0.0	0.0	0	0	0	0	0	0	0	0	0	0	0.0	0.0	0	0	0	0	0	0	0	0				
10/10	Denver	1	1	2	0	0	0.0	0.0	0	0	0	0	1	1	0	1	8	1	0.8	0.0	0	0	0	0	1	0	2	0	2	0	0	0.0	0.0	0	0	0	0	0	0	0				
10/17	Seattle	3	0	3	1	3	0.0	0.0	0	0	0	0	0	0	0	0	0	0	0.0	0.0	0	0	0	0	0	3	0	3	1	4	0.0	0.0	0	0	0	0	0	0	1					
10/31	at Cleveland	3	1	4	0	0	0.0	0.0	0	0	0	0	0	0	1	1	0	0	0.0	0.0	0	0	0	0	0	2	0	2	0	0	0.0	0.0	0	0	0	0	0	0	0					
11/08	Chicago	4	0	4	0	0	0.0	0.0	0	0	0	0	0	1	1	2	0	0	0.0	0.0	0	0	0	0	0	1	0	1	0	0	0.0	0.0	0	0	0	0	0	0	0					
11/14	Detroit	0	0	0	0	0	0.0	0.0	0	0	0	0	0	0	0	0	0	0	0.0	0.0	0	0	0	0	0	1	0	1	0	0	0.0	0.0	0	0	0	0	0	2						
11/21	at L.A. Chargers	3	0	3	0	0	0.0	0.0	0	0	0	1	0	0	0	0	0	0	0.0	0.0	0	0	0	0	0	6	1	7	0	0	0.0	0.0	0	0	0	0	0	0	0					
11/28	at Cincinnati	3	6	6	0	0	0.0	0.0	0	0	0	0	0	0	2	2	0	0	0.0	0.0	0	0	0	0	0	1	0	1	0	0	0.0	0.0	0	0	0	0	0	0	0					
12/05	Baltimore	1	1	2	0	0	0.0	0.0	0	0	0	0	0	1	1	2	0	0	0.0	0.0	0	0	0	0	0	1	2	3	0	0	0.0	0.0	0	0	0	0	0	0	0					
12/09	at Minnesota	1	0	1	0	0	0.0	0.0	0	0	0	0	0	1	0	1	0	0	0.0	0.0	0	0	0	0	0	1	0	1	0	0	0.0	0.0	0	0	0	0	0	0	0					
12/19	Tennessee	5	0	5	0	0	0.0	0.0	0	1	0	0	0	0	2	2	0	0	0.0	0.0	0	0	0	0	0	1	0	1	0	0	0.0	0.0	0	0	0	0	0	0	0					
12/26	at Kansas City	3	1	4	0	0	0.0	0.0	0	0	0	0	0	0	1	1	0	0	0.0	0.0	0	0	0	0	0	1	0	1	0	0	0.0	0.0	0	0	0	0	0	0	0					
01/03	Cleveland	RESERVE/COVID-19												2	0	2	1	1	0	1.0	0	0	0	0	1	0	2	1	3	0	0	0.0	0.0	1	0	0	0	1						
01/09	at Baltimore																																											
TOTALS		33	9	42	4	10	0.0	0.0	0	0	1	1	1	6	9	15	2	9	2.0	9.0	0	0	0	2	0	30	5	35	2	4	0.0	0.0	1	0	0	0	0	4						

DATE	OPP.	CAMERON SUTTON												DERREK TUSZKA												T.J. WATT											
		S	A	TK	TFL	SK	SKY	INT	FR	FF	PR	PD	S	A	TK	TFL	SK	SKY	INT	FR	FF	PR	PD	S	A	TK	TFL	SK	SKY	INT	FR	FF	PR	PD			
09/12	at Buffalo	5	0	5	2	9	0.0	0.0	0	0	0	0	2	PRACTICE SQUAD												3	0	3	1	5	2.0	10.0	0	0	1	5	0
09/19	Las Vegas	2	1	3	0	0	0.0	0.0	0	0	0	0	0	PRACTICE SQUAD												3	1	4	0	0	1.0	1.0	0	0	1	1	0
09/26	Cincinnati	2	0	2	0	0	0.0	0.0	0	0	0	0	0	PRACTICE SQUAD												ON INACTIVE LIST											
10/03	at Green Bay	1	0	1	0	0	0.0	0.0	0	0	0	1	0	0	0	0	0.0	0.0	0	0	0	0	0	3	1	4	2	6	2.0	6.0	0	1	0	2	0		
10/10	Denver	ON INACTIVE LIST												0	0	0	0	0.0	0.0	0	0	0	0	0	3	0	3	1	4	0.0	0.0	0	0	0	2	0	
10/17	Seattle	2	1	3	0	0	0.0	0.0	0	0	0	0	0	0	0	0	0.0	0.0	0	0	0	0	0	6	1	7	3	14	2.0	13.0	0	0	1	2	3		
10/31	at Cleveland	3	0	3	1	2	0.0	0.0	0	0	0	0	0	1	0	1	0	0.0	0.0	0	0	0	0	4	2	6	1	5	1.5	7.5	0	1	0	3	0		
11/08	Chicago	3	0	3	0	0	0.0	0.0	0	0	0	0	0	0	0	0	0	0.0	0.0	0	0	0	0	4	3	7	3	13	3.0	13.0	0	0	0	3	1		
11/14	Detroit	0	0	0	0	0	0.0	0.0	0	0	0	0	0	0	0	0	0	0.0	0.0	0	0	0	0	3	2	5	2	7	1.0	6.0	0	0	0	2	0		
11/21	at L.A. Chargers	7	3	10	1	2	0.0	0.0	1	0	0	1	1	0	1	0	0	0.0	0.0	0	0	0	0	ON INACTIVE LIST													
11/28	at Cincinnati	3	1	4	0	0	0.0	0.0	0	0	0	0	0	2	2	0	0	0.0	0.0	0	0	0	1	1	1	2	0	0	0.0	0.0	0	0	0	0	0		
12/05	Baltimore	4	0	4	0	0	0.0	0.0	0	0	0	0	0	1	1	2	0	0.0	0.0	0	0	0	0	5	1	6	3	8	3.5	12.0	0	0	1	6	0		
12/09	at Minnesota	4	0	4	0	0	0.0	0.0	0	0	0	0	1	0	2	2	0	0.0	0.0	0	0	0	0	0	1	1	0	0	0.0	0.0	0	0	0	1	0		
12/19	Tennessee	2	1	3	0	0	0.0	0.0	0	0	1	0	0	1	2	3	0	1.0	8.0	0	0	1	0	0	4	1	5	1	10	1.5	15.0	0	1	0	4	0	
12/26	at Kansas City	0	0	0	0	0	0.0	0.0	0	0	0	0	0	0	1	1	0	0.0	0.0	0	0	0	0	1	0	1	0	0	0.0	0.0	0	0	0	0	0		
01/03	Cleveland	1	1	2	0	0	0.0	0.0	0	0	0	0	0	2	0	2	1	5	1.0	5.0	0	0	0	1	0	5	0	5	3	25	4.0	25.0	0	0	0	5	2
01/09	at Baltimore																																				
TOTALS		39	8	47	4	13	0.0	0.0	1	0	1	0	5	6	8	14	1	5	2.0	13.0	0	0	1	2	0	45	14	59	20	97	21.5	108.5	0	3	4	36	6

		AHKELLO WITHERSPOON												CHRIS WORMLEY													
DATE	OPP.	S	A	TK	TFL	TFL Y	SK	SKY	INT	FR	FF	PR	PD	S	A	TK	TFL	TFL Y	SK	SKY	INT	FR	FF	PR	PD		
09/12	at Buffalo	ON INACTIVE LIST												0	1	1	0	0	0.0	0.0	0	0	0	0	0	0	0
09/19	Las Vegas	0	0	0	0	0	0.0	0.0	0	0	0	0	0	1	0	1	0	0	0.0	0.0	0	0	0	0	0		
09/26	Cincinnati	ON INACTIVE LIST												2	2	4	0	0	0.0	0.0	0	0	0	0	0	0	0
10/03	at Green Bay	ON INACTIVE LIST												3	1	4	0	0	0.0	0.0	0	0	1	0	0	0	0
10/10	Denver	ON INACTIVE LIST												1	0	1	0	0	0.0	0.0	0	0	0	0	0	0	0
10/17	Seattle	ON INACTIVE LIST												2	3	5	0	0	0.5	7.5	0	0	0	0	1	1	1
10/31	at Cleveland	ON INACTIVE LIST												2	2	4	1	5	1.0	5.0	0	0	0	0	1	0	1
11/08	Chicago	ON INACTIVE LIST												0	1	1	0	0	0.0	0.0	0	0	0	0	0	0	0
11/14	Detroit	ON INACTIVE LIST												2	1	3	0	0	0.0	0.0	0	0	0	0	0	0	0
11/21	at L.A. Chargers	2	0	2	0	0	0.0	0.0	0	0	0	0	0	3	1	4	0	0	0.0	0.0	0	0	0	0	0		
11/28	at Cincinnati	1	0	1	1	1	0.0	0.0	0	0	0	0	1	2	2	4	1	12	1.0	12.0	0	0	0	1	0		
12/05	Baltimore	5	0	5	0	0	0.0	0.0	0	0	0	0	1	3	2	5	2	18	2.5	19.0	0	0	0	3	0		
12/09	at Minnesota	4	0	4	0	0	0.0	0.0	2	0	0	0	3	1	1	2	0	0	0.0	0.0	0	0	0	2	0		
12/19	Tennessee	2	0	2	0	0	0.0	0.0	0	0	0	0	0	4	1	5	1	8	1.0	8.0	0	0	0	1	0		
12/26	at Kansas City	0	0	0	0	0	0.0	0.0	0	0	0	0	1	DID NOT PLAY (NON-INJURY)													
01/03	Cleveland	0	0	0	0	0	0.0	0.0	1	0	0	0	3	RESERVE/COVID-19													
01/09	at Baltimore																										
TOTALS		14	0	14	1	1	0.0	0.0	3	0	0	0	9	26	18	44	5	43	6.0	51.5	0	0	1	9	2		

2021 REGULAR SEASON INDIVIDUAL GAME-BY-GAME STATS																
FUMBLE RETURNS:		CHRIS BOSWELL					DEVIN BUSH					MINKAH FITZPATRICK				
DATE	OPP	NO.	YDS	AVG	LG	TD	NO.	YDS	AVG	LG	TD	NO.	YDS	AVG	LG	TD
09/12	at Buffalo	0	0	0.0	--	0	0	0	0.0	--	0	0	0	0.0	--	0
09/19	Las Vegas	0	0	0.0	--	0	ON INACTIVE LIST					0	0	0.0	--	0
09/26	Cincinnati	0	0	0.0	--	0	0	0	0.0	--	0	0	0	0.0	--	0
10/03	at Green Bay	0	0	0.0	--	0	0	0	0.0	--	0	0	0	0.0	--	0
10/10	Denver	0	0	0.0	--	0	0	0	0.0	--	0	0	0	0.0	--	0
10/17	Seattle	0	0	0.0	--	0	1	0	0.0	--	0	0	0	0.0	--	0
10/31	at Cleveland	0	0	0.0	--	0	0	0	0.0	--	0	0	0	0.0	--	0
11/08	Chicago	1	0	0.0	--	0	0	0	0.0	--	0	0	0	0.0	--	0
11/14	Detroit	0	0	0.0	--	0	0	0	0.0	--	0	0	0	0.0	--	0
11/21	at L.A. Chargers	0	0	0.0	--	0	0	0	0.0	--	0	RESERVE/COVID-19				
11/28	at Cincinnati	0	0	0.0	--	0	0	0	0.0	--	0	0	0	0.0	--	0
12/05	Baltimore	0	0	0.0	--	0	0	0	0.0	--	0	0	0	0.0	--	0
12/09	at Minnesota	0	0	0.0	--	0	0	0	0.0	--	0	0	0	0.0	--	0
12/19	Tennessee	0	0	0.0	--	0	0	0	0.0	--	0	1	-1	-1.0	-1	0
12/26	at Kansas City	0	0	0.0	--	0	RESERVE/COVID-19					0	0	0.0	--	0
01/03	Cleveland	0	0	0.0	--	0	RESERVE/COVID-19					0	0	0.0	--	0
01/09	at Baltimore															
TOTALS		1	0	0.0	--	0	1	0	0.0	--	0	1	-1	-1.0	-1	0

FUMBLE RETURNS:		CAMERON HEYWARD					T. J. WATT				
DATE	OPP	NO.	YDS	AVG	LG	TD	NO.	YDS	AVG	LG	TD
09/12	at Buffalo	1	0	0.0	--	0	0	0	0.0	--	0
09/19	Las Vegas	0	0	0.0	--	0	0	0	0.0	--	0
09/26	Cincinnati	0	0	0.0	--	0	ON INACTIVE LIST				
10/03	at Green Bay	0	0	0.0	--	0	1	0	0.0	--	0
10/10	Denver	0	0	0.0	--	0	0	0	0.0	--	0
10/17	Seattle	0	0	0.0	--	0	0	0	0.0	--	0
10/31	at Cleveland	0	0	0.0	--	0	1	0	0.0	--	0
11/08	Chicago	0	0	0.0	--	0	0	0	0.0	--	0
11/14	Detroit	0	0	0.0	--	0	0	0	0.0	--	0
11/21	at L.A. Chargers	0	0	0.0	--	0	ON INACTIVE LIST				
11/28	at Cincinnati	0	0	0.0	--	0	0	0	0.0	--	0
12/05	Baltimore	0	0	0.0	--	0	0	0	0.0	--	0
12/09	at Minnesota	0	0	0.0	--	0	0	0	0.0	--	0
12/19	Tennessee	0	0	0.0	--	0	1	0	0.0	--	0
12/26	at Kansas City	0	0	0.0	--	0	0	0	0.0	--	0
01/03	Cleveland	0	0	0.0	--	0	0	0	0.0	--	0
01/09	at Baltimore										
TOTALS		1	0	0.0	--	0	3	0	0.0	--	0

2021 REGULAR SEASON INDIVIDUAL GAME-BY-GAME STATS																
INTERCEPTION RETURNS:		TERRELL EDMUNDS					MINKAH FITZPATRICK					CAMERON HEYWARD				
DATE	OPP	NO.	YDS	AVG	LG	TD	NO.	YDS	AVG	LG	TD	NO.	YDS	AVG	LG	TD
09/12	at Buffalo	0	0	0.0	--	0	0	0	0.0	--	0	0	0	0.0	--	0
09/19	Las Vegas	0	0	0.0	--	0	0	0	0.0	--	0	0	0	0.0	--	0
09/26	Cincinnati	1	15	15.0	15	0	0	0	0.0	--	0	0	0	0.0	--	0
10/03	at Green Bay	0	0	0.0	--	0	0	0	0.0	--	0	0	0	0.0	--	0
10/10	Denver	0	0	0.0	--	0	0	0	0.0	--	0	0	0	0.0	--	0
10/17	Seattle	0	0	0.0	--	0	0	0	0.0	--	0	0	0	0.0	--	0
10/31	at Cleveland	0	0	0.0	--	0	0	0	0.0	--	0	0	0	0.0	--	0
11/08	Chicago	0	0	0.0	--	0	0	0	0.0	--	0	1	0	0.0	--	0
11/14	Detroit	0	0	0.0	--	0	0	0	0.0	--	0	0	0	0.0	--	0
11/21	at L.A. Chargers	0	0	0.0	--	0	RESERVE/COVID-19					0	0	0.0	--	0
11/28	at Cincinnati	0	0	0.0	--	0	1	18	18.0	18	0	0	0	0.0	--	0
12/05	Baltimore	0	0	0.0	--	0	1	0	0.0	--	0	0	0	0.0	--	0
12/09	at Minnesota	0	0	0.0	--	0	0	0	0.0	--	0	0	0	0.0	--	0
12/19	Tennessee	0	0	0.0	--	0	0	0	0.0	--	0	0	0	0.0	--	0
12/26	at Kansas City	0	0	0.0	--	0	0	0	0.0	--	0	0	0	0.0	--	0
01/03	Cleveland	0	0	0.0	--	0	0	0	0.0	--	0	0	0	0.0	--	0
01/09	at Baltimore															
TOTALS		1	15	15.0	15	0	2	18	9.0	18	0	1	0	0.0	--	0

INTERCEPTION RETURNS:		JAMES PIERRE					JOE SCHOBERT					CAMERON SUTTON				
DATE	OPP	NO.	YDS	AVG	LG	TD	NO.	YDS	AVG	LG	TD	NO.	YDS	AVG	LG	TD
09/12	at Buffalo	0	0	0.0	--	0	0	0	0.0	--	0	0	0	0.0	--	0
09/19	Las Vegas	0	0	0.0	--	0	0	0	0.0	--	0	0	0	0.0	--	0
09/26	Cincinnati	0	0	0.0	--	0	0	0	0.0	--	0	0	0	0.0	--	0
10/03	at Green Bay	0	0	0.0	--	0	0	0	0.0	--	0	0	0	0.0	--	0
10/10	Denver	1	0	0.0	--	0	0	0	0.0	--	0	ON INACTIVE LIST				
10/17	Seattle	0	0	0.0	--	0	0	0	0.0	--	0	0	0	0.0	--	0
10/31	at Cleveland	0	0	0.0	--	0	0	0	0.0	--	0	0	0	0.0	--	0
11/08	Chicago	0	0	0.0	--	0	0	0	0.0	--	0	0	0	0.0	--	0
11/14	Detroit	0	0	0.0	--	0	0	0	0.0	--	0	0	0	0.0	--	0
11/21	at L.A. Chargers	0	0	0.0	--	0	0	0	0.0	--	0	1	4	4.0	4	0
11/28	at Cincinnati	0	0	0.0	--	0	0	0	0.0	--	0	0	0	0.0	--	0
12/05	Baltimore	0	0	0.0	--	0	0	0	0.0	--	0	0	0	0.0	--	0
12/09	at Minnesota	0	0	0.0	--	0	0	0	0.0	--	0	0	0	0.0	--	0
12/19	Tennessee	0	0	0.0	--	0	1	23	23.0	23	0	0	0	0.0	--	0
12/26	at Kansas City	0	0	0.0	--	0	0	0	0.0	--	0	0	0	0.0	--	0
01/03	Cleveland	0	0	0.0	--	0	RESERVE/COVID-19					0	0	0.0	--	0
01/09	at Baltimore															
TOTALS		1	0	0.0	--	0	1	23	23.0	23	0	1	4	4.0	4	0

2021 REGULAR SEASON INDIVIDUAL SPECIAL TEAMS GAME-BY-GAME STATS													
		MARCUS ALLEN			CHRIS BOSWELL			JULYSEES GILBERT III			PRESSLEY HARVIN III		
DATE	OPP.	TKL	AST	TOT	TKL	AST	TOT	TKL	AST	TOT	TKL	AST	TOT
09/12	at Buffalo	0	0	0	0	0	0	1	0	1	0	0	0
09/19	Las Vegas	0	0	0	0	0	0	0	0	0	0	0	0
09/26	Cincinnati	0	0	0	0	0	0	0	0	0	0	0	0
10/03	at Green Bay	0	0	0	0	0	0	0	0	0	0	0	0
10/10	Denver	0	0	0	0	0	0	0	1	1	0	0	0
10/17	Seattle	0	0	0	0	0	0	0	1	1	0	0	0
10/31	at Cleveland	0	0	0	0	0	0	0	0	0	0	0	0
11/08	Chicago	0	0	0	0	0	0	1	0	1	0	0	0
11/14	Detroit	1	0	1	0	0	0	0	1	1	1	0	1
11/21	at L.A. Chargers	1	0	1	0	0	0	0	0	0	0	0	0
11/28	at Cincinnati	0	0	0	0	0	0	0	0	0	0	0	0
12/05	Baltimore	0	0	0	0	0	0	0	0	0	0	0	0
12/09	at Minnesota	0	0	0	0	0	0	1	0	1	0	0	0
12/19	Tennessee	0	0	0	0	0	0	1	0	1	0	0	0
12/26	at Kansas City	RESERVE/COVID-19			0	0	0	1	0	1	ON INACTIVE LIST		
01/03	Cleveland	0	1	1	0	0	0	3	0	3	ON INACTIVE LIST		
01/09	at Baltimore												
TOTALS		2	1	3	0	0	0	8	3	11	1	0	1

DATE	OPP	BUDDY JOHNSTON			JAMIR JONES			MILES KILLEBREW			CHRISTIAN KUNTZ		
		TKL	AST	TOT	TKL	AST	TOT	TKL	AST	TOT	TKL	AST	TOT
09/12	at Buffalo	0	0	0	0	0	0	0	0	0	0	0	0
09/19	Las Vegas	0	0	0	1	0	1	0	0	0	0	0	0
09/26	Cincinnati	DID NOT PLAY (NON-INJURY)			1	0	1	0	0	0	0	0	0
10/03	at Green Bay	ON INACTIVE LIST			Rams			1	1	2	1	0	1
10/10	Denver	ON INACTIVE LIST			Rams			0	0	0	1	0	1
10/17	Seattle	ON INACTIVE LIST			Rams			0	1	1	0	0	0
10/31	at Cleveland	ON INACTIVE LIST			Rams			2	0	2	0	0	0
11/08	Chicago	ON INACTIVE LIST			Rams			0	0	0	0	0	0
11/14	Detroit	ON INACTIVE LIST			Rams			0	0	0	0	0	0
11/21	at L.A. Chargers	ON INACTIVE LIST			Rams			1	0	1	0	0	0
11/28	at Cincinnati	ON INACTIVE LIST			Rams			0	0	0	0	0	0
12/05	Baltimore	1	0	1	Rams			0	1	1	0	0	0
12/09	at Minnesota	1	0	1	Rams			0	0	0	0	0	0
12/19	Tennessee	ON INACTIVE LIST			Rams			0	0	0	0	0	0
12/26	at Kansas City	ON INACTIVE LIST			Rams			0	0	0	0	0	0
01/03	Cleveland	ON INACTIVE LIST			Jaguars			0	0	0	0	0	0
01/09	at Baltimore												
TOTALS		2	0	2	2	0	2	4	3	7	2	0	2

DATE	OPP	JUSTIN LAYNE			ARTHUR MAULET			RAY-RAY MCCLOUD			TRE NORWOOD		
		TKL	AST	TOT	TKL	AST	TOT	TKL	AST	TOT	TKL	AST	TOT
09/12	at Buffalo	0	1	1	1	0	1	0	0	0	1	0	1
09/19	Las Vegas	0	1	1	0	0	0	0	0	0	0	0	0
09/26	Cincinnati	1	0	1	0	0	0	0	0	0	0	0	0
10/03	at Green Bay	0	0	0	0	0	0	0	0	0	0	0	0
10/10	Denver	1	0	1	0	0	0	0	0	0	0	0	0
10/17	Seattle	1	0	1	0	0	0	0	0	0	0	0	0
10/31	at Cleveland	0	0	0	0	0	0	0	0	0	0	0	0
11/08	Chicago	2	0	2	0	0	0	0	0	0	0	0	0
11/14	Detroit	1	0	1	0	0	0	0	0	0	0	0	0
11/21	at L.A. Chargers	0	0	0	0	0	0	0	0	0	0	0	0
11/28	at Cincinnati	1	0	1	0	0	0	RESERVE/COVID-19			0	0	0
12/05	Baltimore	0	0	0	0	0	0	0	0	0	0	1	1
12/09	at Minnesota	0	0	0	0	0	0	0	0	0	0	0	0
12/19	Tennessee	1	0	1	0	0	0	0	0	0	0	0	0
12/26	at Kansas City	0	0	0	0	0	0	0	0	0	0	0	0
01/03	Cleveland	1	1	2	RESERVE/COVID-19			0	0	0	0	0	0
01/09	at Baltimore												
TOTALS		9	3	12	1	0	1	0	0	0	1	1	2

DATE	OPP	JAMES PIERRE			KEVIN RADER			BENNY SNELL JR.			ROBERT SPILLANE		
		TKL	AST	TOT	TKL	AST	TOT	TKL	AST	TOT	TKL	AST	TOT
09/12	at Buffalo	0	1	1	PRACTICE SQUAD			0	1	1	ON INACTIVE LIST		
09/19	Las Vegas	0	1	1	PRACTICE SQUAD			0	0	0	0	2	2
09/26	Cincinnati	1	0	1	PRACTICE SQUAD			0	0	0	0	0	0
10/03	at Green Bay	0	0	0	PRACTICE SQUAD			0	0	0	1	0	1
10/10	Denver	0	0	0	PRACTICE SQUAD			0	0	0	0	0	0
10/17	Seattle	0	1	1	PRACTICE SQUAD			1	0	1	1	0	1
10/31	at Cleveland	0	0	0	PRACTICE SQUAD			0	0	0	0	0	0
11/08	Chicago	1	0	1	PRACTICE SQUAD			0	0	0	0	0	0
11/14	Detroit	0	2	2	PRACTICE SQUAD			0	1	1	1	1	2
11/21	at L.A. Chargers	0	0	0	PRACTICE SQUAD			0	0	0	1	1	2
11/28	at Cincinnati	0	0	0	ON INACTIVE LIST			1	0	1	0	0	0
12/05	Baltimore	0	1	1	0	0	0	0	0	0	RESERVE/COVID-19		
12/09	at Minnesota	0	0	0	0	0	0	0	0	0	INACTIVE		
12/19	Tennessee	1	0	1	ON INACTIVE LIST			0	1	1	0	1	1
12/26	at Kansas City	0	0	0	0	0	0	0	0	0	0	0	0
01/03	Cleveland	0	0	0	2	1	3	1	1	2	0	0	0
01/09	at Baltimore												
TOTALS		3	6	9	2	1	3	3	4	7	5	5	10

DATE	OPP.	DERREK TUSZKA			DEREK WATT			CODY WHITE		
		TKL	AST	TOT	TKL	AST	TOT	TKL	AST	TOT
09/12	at Buffalo	PRACTICE SQUAD			1	0	1	PRACTICE SQUAD		
09/19	Las Vegas	PRACTICE SQUAD			0	0	0	PRACTICE SQUAD		
09/26	Cincinnati	PRACTICE SQUAD			1	0	1	0	0	0
10/03	at Green Bay	0	0	0	1	0	1	0	0	0
10/10	Denver	1	0	1	0	1	1	0	0	0
10/17	Seattle	0	0	0	2	0	2	0	0	0
10/31	at Cleveland	0	0	0	0	0	0	0	0	0
11/08	Chicago	0	0	0	1	0	1	1	1	2
11/14	Detroit	0	0	0	1	0	1	0	1	1
11/21	at L.A. Chargers	0	0	0	0	0	0	0	0	0
11/28	at Cincinnati	0	0	0	1	0	1	0	0	0
12/05	Baltimore	0	0	0	0	1	1	1	0	1
12/09	at Minnesota	0	0	0	1	0	1	0	0	0
12/19	Tennessee	0	0	0	0	0	0	0	0	0
12/26	at Kansas City	1	0	1	0	0	0	0	0	0
01/03	Cleveland	0	0	0	1	2	3	0	0	0
01/09	at Baltimore									
TOTALS		2	0	2	10	4	14	2	2	4

2021 REGULAR SEASON INDIVIDUAL GAME-BY-GAME STATS								
PASSING:		PRESSLEY HARVIN III						
DATE	OPP	NO.	YDS	AVG	TB	IN 20	LG	NET
09/12	at Buffalo	5	207	41.4	0	2	51	41.2
09/19	Las Vegas	4	197	49.3	0	3	59	42.8
09/26	Cincinnati	4	162	40.5	0	1	50	38.3
10/03	at Green Bay	3	102	34.0	0	1	45	34.0
10/10	Denver	2	119	59.5	0	0	63	46.5
10/17	Seattle	7	335	47.9	1	4	58	42.1
10/31	at Cleveland	4	176	44.0	0	1	56	43.8
11/08	Chicago	5	196	39.2	1	2	46	35.2
11/14	Detroit	6	280	46.7	1	3	61	31.5
11/21	at L.A. Chargers	1	46	46.0	0	0	46	47.0
11/28	at Cincinnati	5	190	38.0	0	2	42	34.6
12/05	Baltimore	5	217	43.4	0	1	64	41.0
12/09	at Minnesota	6	258	43.0	0	1	49	37.8
12/19	Tennessee	5	199	39.8	0	1	51	30.2
12/26	at Kansas City	ON INACTIVE LIST						
01/03	Cleveland	ON INACTIVE LIST						
01/09	at Baltimore							
TOTALS		62	2,684	43.3	3	22	64	38.1
								0

2021 REGULAR SEASON INDIVIDUAL GAME-BY-GAME STATS											
FIELD GOALS:		CHRIS BOSWELL									
DATE	OPP.	0-19	20-29	30-39	40-49	50+	TOTAL	FGM	FGA	PCT	L6
09/12	at Buffalo	0/0	2/2	0/0	1/1	0/0	3/3	3	3	100.0%	45
09/19	Las Vegas	0/0	0/0	0/0	0/0	1/1	1/1	1	1	100.0%	56
09/26	Cincinnati	0/0	1/1	0/0	0/1	0/0	1/2	1	2	50.0%	26
10/03	at Green Bay	0/0	0/0	0/0	0/0	1/1	1/1	1	1	100.0%	52
10/10	Denver	0/0	0/0	0/0	2/2	0/0	2/2	2	2	100.0%	48
10/17	Seattle	0/0	1/1	1/1	0/0	1/1	3/3	3	3	100.0%	52
10/31	at Cleveland	0/0	0/0	1/1	0/0	0/0	1/1	1	1	100.0%	31
11/08	Chicago	0/0	0/0	0/0	1/1	2/2	3/3	3	3	100.0%	54
11/14	Detroit	0/0	2/2	0/0	0/0	1/1	3/3	3	3	100.0%	51
11/21	at L.A. Chargers	0/0	0/0	2/2	1/1	0/0	3/3	3	3	100.0%	45
11/28	at Cincinnati	0/0	0/0	0/0	1/1	0/0	1/1	1	1	100.0%	40
12/05	Baltimore	0/0	0/0	0/0	1/1	1/1	2/2	2	2	100.0%	53
12/09	at Minnesota	0/0	0/0	0/0	0/1	0/0	0/1	0	1	0.0%	0
12/19	Tennessee	0/0	1/1	1/1	2/2	0/1	4/5	4	5	80.0%	48
12/26	at Kansas City	0/0	0/0	1/2	0/0	0/0	1/2	1	2	50.0%	34
01/03	Cleveland	0/0	1/1	1/1	1/1	1/1	4/4	4	4	100.0%	50
01/09	at Baltimore										
TOTALS		0/0	8/8	7/8	10/12	8/9	33/37	33	37	89.2%	56

2021 REGULAR SEASON INDIVIDUAL GAME-BY-GAME STATS													
KICKOFF RETURNS:		RAY-RAY MCCLOUD						ANTHONY MCFARLAND JR.					
DATE	OPP.	NO.	YDS	AVG	LG	FC	TD	NO.	YDS	AVG	LG	FC	TD
09/12	at Buffalo	0	0	0.0	0	0	0			INJURED RESERVE			
09/19	Las Vegas	4	92	23.0	28	0	0			INJURED RESERVE			
09/26	Cincinnati	1	22	22.0	22	0	0			INJURED RESERVE			
10/03	at Green Bay	3	99	33.0	40	0	0			INJURED RESERVE			
10/10	Denver	2	35	17.5	20	0	0			INJURED RESERVE			
10/17	Seattle	3	73	24.3	37	0	0			INJURED RESERVE - DESIGNATED FOR RETURN			
10/31	at Cleveland	2	44	22.0	25	0	0	0	0	0.0	0	0	0
11/08	Chicago	2	40	20.0	21	0	0			ON INACTIVE LIST			
11/14	Detroit	2	35	17.5	21	0	0			ON INACTIVE LIST			
11/21	at L.A. Chargers	2	63	31.5	33	0	0			ON INACTIVE LIST			
11/28	at Cincinnati			RESERVE/COVID-19				3	73	24.3	25	0	0
12/05	Baltimore	3	46	15.3	19	0	0			ON INACTIVE LIST			
12/09	at Minnesota	3	62	20.7	23	0	0			INACTIVE			
12/19	Tennessee	2	38	19.0	20	0	0			ON INACTIVE LIST			
12/26	at Kansas City	3	61	20.3	29	0	0			RESERVE/COVID-19			
01/03	Cleveland	0	0	0.0	0	0	0			RESERVE/COVID-19			
01/09	at Baltimore												
TOTALS		32	710	22.2	40	0	0	3	73	24.3	25	0	0

2021 REGULAR SEASON INDIVIDUAL GAME-BY-GAME STATS													
PUNT RETURNS:		RAY-RAY MCCLOUD						CAMERON SUTTON					
DATE	OPP.	NO.	YDS	AVG	LG	FC	TD	NO.	YDS	AVG	LG	FC	TD
09/12	at Buffalo	1	5	5.0	5	0	0	0	0	0.0	0	0	0
09/19	Las Vegas	2	21	10.5	15	1	0	0	0	0.0	0	0	0
09/26	Cincinnati	1	14	14.0	14	2	0	0	0	0.0	0	0	0
10/03	at Green Bay	1	14	14.0	14	1	0	0	0	0.0	0	0	0
10/10	Denver	1	0	0.0	0	3	0	ON INACTIVE LIST					
10/17	Seattle	4	29	7.3	14	0	0	0	0	0.0	0	0	0
10/31	at Cleveland	2	29	14.5	19	0	0	0	0	0.0	0	0	0
11/08	Chicago	4	28	7.0	14	1	0	0	0	0.0	0	0	0
11/14	Detroit	6	54	9.0	13	1	0	0	0	0.0	0	0	0
11/21	at L.A. Chargers	0	0	0.0	0	0	0	0	0	0.0	0	0	0
11/28	at Cincinnati	RESERVE/COVID-19						2	3	1.5	3	0	0
12/05	Baltimore	4	33	8.3	14	0	0	0	0	0.0	0	0	0
12/09	at Minnesota	1	8	8.0	8	1	0	0	0	0.0	0	0	0
12/19	Tennessee	3	39	13.0	17	0	0	0	0	0.0	0	0	0
12/26	at Kansas City	1	20	20.0	20	0	0	0	0	0.0	0	0	0
01/03	Cleveland	5	44	8.8	15	0	0	0	0	0.0	0	0	0
01/09	at Baltimore												
TOTALS		36	338	9.4	20	10	0	2	3	1.5	3	0	0



14

WEEK 17
Cleveland Browns 14, Pittsburgh Steelers 26
63,624 🇺🇸 Heinz Field 🇺🇸 Jan 3, 2022



26

Cleveland Browns	0	0	7	7	—	14
Pittsburgh Steelers	0	10	3	13	—	26

SCORING DRIVES

TEAM	QTR	TIME	SCORING PLAY	CLE	PIT
Steelers	2	10:39	D.Johnson 5 yd. pass from B.Roethlisberger (C.Boswell kick) (10-66, 4:14)	0	7
Steelers	2	03:02	C.Boswell 22 yd. Field Goal (11-39, 4:01)	0	10
Steelers	3	08:20	C.Boswell 30 yd. Field Goal (11-66, 4:16)	0	13
Browns	3	00:56	D.Njoku 3 yd. pass from B.Mayfield (C.McLaughlin kick) (4-48, 2:02)	7	13
Steelers	4	09:45	C.Boswell 50 yd. Field Goal (8-25, 3:50)	7	16
Steelers	4	05:48	C.Boswell 48 yd. Field Goal (4-7, 1:35)	7	19
Browns	4	01:10	H.Bryant 1 yd. pass from B.Mayfield (C.McLaughlin kick) (17-76, 4:38)	14	19
Steelers	4	00:51	N.Harris 37 yd. run (C.Boswell kick) (3-45, 0:19)	14	26

CLEVELAND BROWNS

PASSING	ATT	CP	YDS	SK/YD	TD	LG	INT	RTG
Baker Mayfield	38	16	185	9/46	2	39	2	53.1
TOTAL	38	16	185	9/46	2	39	2	53.1

RUSHING	ATT	YDS	AVG	LG	TD
Nick Chubb	12	58	4.8	32	0
Baker Mayfield	2	16	8.0	14	0
D'Ernest Johnson	5	13	2.6	4	0
Jarvis Landry	1	6	6.0	6	0
TOTAL	20	93	4.7	32	0

RECEIVING	NO	YDS	AVG	LG	TD
Jarvis Landry	4	43	10.8	20	0
David Njoku	4	28	7.0	9	1
Donovan Peoples-Jones	3	76	25.3	39	0
Austin Hooper	2	28	14.0	21	0
Rashard Higgins	1	8	8.0	8	0
D'Ernest Johnson	1	1	1.0	1	0
Harrison Bryant	1	1	1.0	1t	1
TOTAL	16	185	11.6	39	2

TOP DEFENSE	TOT	SOLO	AST	SCK	YDS	INT
Grant Delpit	11	7	4	0.0	0.0	0
Anthony Walker Jr.	9	3	6	0.0	0.0	0
Greg Newsome II	8	7	1	0.0	0.0	0

FIELD GOALS	FGM/FGA	PERCENT	RESULTS
No Field Goals			

PITTSBURGH STEELERS

PASSING	ATT	CP	YDS	SK/YD	TD	LG	INT	RTG
Ben Roethlisberger	46	24	123	2/14	1	13	1	56.2
TOTAL	46	24	123	2/14	1	13	1	56.3

RUSHING	ATT	YDS	AVG	LG	TD
Najee Harris	28	188	6.7	37t	1
Benny Snell Jr.	1	2	2.0	2	0
Derek Watt	1	1	1.0	1	0
Ben Roethlisberger	1	-1	-1.0	-1	0
TOTAL	31	190	6.1	37T	1

RECEIVING	NO	YDS	AVG	LG	TD
Diontae Johnson	8	31	3.9	10	1
Pat Freiermuth	5	22	4.4	12	0
Ray-Ray McCloud	4	35	8.8	12	0
Najee Harris	3	18	6.0	13	0
Chase Claypool	3	17	5.7	8	0
Zach Gentry	1	0	0.0	0	0
TOTAL	24	123	5.1	13	1

TOP DEFENSE	TOT	SOLO	AST	SCK	YDS	INT
Robert Spillane	8	4	4	0.0	0.0	0
Alex Highsmith	7	7	0	2.0	14.0	0
T.J. Watt	5	5	0	4.0	25.0	0

FIELD GOALS	FGM/FGA	PERCENT	RESULTS
Chris Boswell	4-4	100.0	22G, 30G, 50G, 48G
TOTAL	4-4	100.0	

Team Statistics

First Downs	15	20
3rd-Down Eff. (Made/Att/Pct)	5/17/29%	5/18/28%
4th-Down Eff. (Made/Att/Pct)	1/3/33%	1/2/50%
Total Net Yards	232	299
Total Plays	67	79
Yards Per Play	3.5	3.8
Rushes/Net Yards	20/93	31/190
Net Passing	139	109
Pass Attempts/Completions	38/16	46/24
Had Intercepted	2	1
Sacked/Yards Lost	9/46	2/14
Punts/Average	8/42.8	5/48.8
Penalties/Yards	10/77	5/51
Fumbles/Lost	0/0	2/0
Possession Time	25:05	34:55

Browns Steelers



WEEK 16
Pittsburgh Steelers 10, Kansas City Chiefs 36
73,371 Arrowhead Stadium Dec 26, 2021



Pittsburgh Steelers	0	0	3	7	—	10
Kansas City Chiefs	14	9	7	6	—	36

SCORING DRIVES

TEAM	QTR	TIME	SCORING PLAY	PIT	KC
Chiefs	1	04:07	C.Edwards-Helaire 1 yd. run (E.Fry kick) (14-73, 8:10)	0	7
Chiefs	1	01:05	B.Pringle 5 yd. pass from P.Mahomes (E.Fry kick) (6-49, 2:54)	0	14
Chiefs	2	08:45	E.Fry 44 yd. Field Goal (10-54, 5:01)	0	17
Chiefs	2	02:13	M.Hardman 8 yd. pass from P.Mahomes (kick failed, wl) (6-74, 2:50)	0	23
Chiefs	3	08:53	B.Pringle 16 yd. pass from P.Mahomes (E.Fry kick) (7-51, 3:51)	0	30
Steelers	3	03:34	C.Boswell 34 yd. Field Goal (15-54, 5:19)	3	30
Chiefs	4	11:57	E.Fry 34 yd. Field Goal (12-59, 6:37)	3	33
Chiefs	4	09:41	E.Fry 30 yd. Field Goal (4-5, 2:02)	3	36
Steelers	4	02:54	D.Johnson 15 yd. pass from B.Roethlisberger (C.Boswell kick) (17-85, 6:47)	10	36

PITTSBURGH STEELERS

PASSING	ATT	CP	YDS	SK/YD	TD	LG	INT	RTG
Ben Roethlisberger	35	23	159	2/21	1	24	1	73.4
Mason Rudolph	8	5	35	0/0	0	12	0	72.4
TOTAL	43	28	194	2/21	1	24	1	73.2

RUSHING	ATT	YDS	AVG	LG	TD
Najee Harris	19	93	4.9	21	0
Benny Snell Jr.	5	20	4.0	8	0
Mason Rudolph	1	17	17.0	17	0
TOTAL	25	130	5.2	21	0

RECEIVING	NO	YDS	AVG	LG	TD
Diontae Johnson	6	51	8.5	18	1
Najee Harris	5	17	3.4	6	0
Chase Claypool	4	41	10.3	24	0
Zach Gentry	4	31	7.8	12	0
Ray-Ray McCloud	4	25	6.3	17	0
Cody White	3	16	5.3	6	0
Kevin Rader	1	7	7.0	7	0
Benny Snell Jr.	1	6	6.0	6	0
TOTAL	28	194	6.9	24	1

TOP DEFENSE	TOT	SOLO	AST	SCK	YDS	INT
Robert Spillane	13	5	8	0.0	0.0	0
Minkah Fitzpatrick	12	5	7	0.0	0.0	0
Joe Schobert	10	4	6	0.0	0.0	0

FIELD GOALS	FGM/FGA	PERCENT	RESULTS
Chris Boswell	1-2	50.0	36WL, 34G
TOTAL	1-2	50.0	

KANSAS CITY CHIEFS

PASSING	ATT	CP	YDS	SK/YD	TD	LG	INT	RTG
Patrick Mahomes	30	23	258	2/4	3	50	0	135.1
TOTAL	30	23	258	2/4	3	50	0	135.1

RUSHING	ATT	YDS	AVG	LG	TD
Darrel Williams	11	55	5.0	12	0
Derrick Gore	12	43	3.6	10	0
Clyde Edwards-Helaire	9	27	3.0	7	1
Michael Burton	1	2	2.0	2	0
Chad Henne	2	0	0.0	0	0
TOTAL	35	127	3.6	12	1

RECEIVING	NO	YDS	AVG	LG	TD
Byron Pringle	6	75	12.5	22	2
Derrick Gore	3	61	20.3	50	0
Mecole Hardman	3	31	10.3	14	1
Darrel Williams	3	30	10.0	18	0
Tyreek Hill	2	19	9.5	10	0
Demarcus Robinson	2	15	7.5	9	0
Noah Gray	2	12	6.0	7	0
Blake Bell	1	11	11.0	11	0
Clyde Edwards-Helaire	1	4	4.0	4	0
TOTAL	23	258	11.2	50	3

TOP DEFENSE	TOT	SOLO	AST	SCK	YDS	INT
Ben Niemann	7	6	1	0.0	0.0	0
Dicaprio Bootle	7	5	2	0.0	0.0	0
Juan Thornhill	7	4	3	0.0	0.0	0

FIELD GOALS	FGM/FGA	PERCENT	RESULTS
Elliott Fry	3-4	75.0	44G, 39WL, 34G, 30G
TOTAL	3-4	75.0	

Team Statistics

	Steelers	Chiefs
First Downs	20	25
3rd-Down Eff. (Made/Att/Pct)	5/13/38%	4/11/36%
4th-Down Eff. (Made/Att/Pct)	2/3/67%	1/1/100%
Total Net Yards	303	381
Total Plays	70	67
Yards Per Play	4.3	5.7
Rushes/Net Yards	25/130	35/127
Net Passing	173	254
Pass Attempts/Completions	43/28	30/23
Had Intercepted	1	0
Sacked/Yards Lost	2/21	2/4
Punts/Average	2/60.5	2/45.5
Penalties/Yards	5/40	5/41
Fumbles/Lost	2/2	3/0
Possession Time	25:18	34:42



13



19

WEEK 15
Tennessee Titans 13, Pittsburgh Steelers 19
59,521 🇺🇸 Heinz Field 🇺🇸 Dec 19, 2021

Tennessee Titans	10	3	0	0	—	13
Pittsburgh Steelers	0	3	7	9	—	19

SCORING DRIVES

TEAM	QTR	TIME	SCORING PLAY	TEN	PIT
Titans	1	07:41	R.Tannehill 1 yd. run (R.Bullock kick) (6:25, 2:29)	7	0
Titans	1	01:13	R.Bullock 26 yd. Field Goal (11:45, 4:54)	10	0
Steelers	2	10:35	C.Boswell 36 yd. Field Goal (5:18, 2:11)	10	3
Titans	2	00:18	R.Bullock 32 yd. Field Goal (19:64,10:17)	13	3
Steelers	3	03:08	B.Roethlisberger 1 yd. run (C.Boswell kick) (8:63, 3:59)	13	10
Steelers	4	13:24	C.Boswell 28 yd. Field Goal (7:31, 2:26)	13	13
Steelers	4	07:20	C.Boswell 46 yd. Field Goal (4:4, 1:56)	13	16
Steelers	4	04:29	C.Boswell 48 yd. Field Goal (4:5, 2:07)	13	19

TENNESSEE TITANS

PASSING	ATT	CP	YDS	SK/YD	TD	LG	INT	RTG
Ryan Tannehill	32	23	153	4/36	0	18	1	68.9
TOTAL	32	23	153	4/36	0	18	1	68.9

RUSHING	ATT	YDS	AVG	LG	TD
D'Onta Foreman	22	108	4.9	20	0
Dontrell Hilliard	9	49	5.4	15	0
Jeremy McNichols	6	26	4.3	9	0
Ryan Tannehill	5	18	3.6	11	1
TOTAL	42	201	4.8	20	1

RECEIVING	NO	YDS	AVG	LG	TD
Nick Westbrook-Ikhine	4	32	8.0	12	0
Chester Rogers	4	30	7.5	13	0
Dontrell Hilliard	4	10	2.5	5	0
Jeremy McNichols	3	25	8.3	11	0
D'Onta Foreman	2	27	13.5	18	0
Anthony Firkser	2	19	9.5	11	0
Cody Hollister	1	5	5.0	5	0
Geoff Swaim	1	5	5.0	5	0
MyCole Pruitt	1	1	1.0	1	0
Racey McMath	1	-1	-1.0	-1	0
TOTAL	23	153	6.7	18	0

TOP DEFENSE	TOT	SOLO	AST	SCK	YDS	INT
Zach Cunningham	6	4	2	0.0	0.0	0
Rashaan Evans	5	3	2	0.0	0.0	0
Elijah Molden	4	4	0	0.0	0.0	0

FIELD GOALS	FGM/FGA	PERCENT	RESULTS
Randy Bullock	2-2	100.0	26G, 32G
TOTAL	2-2	100.0	

PITTSBURGH STEELERS

PASSING	ATT	CP	YDS	SK/YD	TD	LG	INT	RTG
Ben Roethlisberger	25	16	148	3/15	0	19	0	80.1
TOTAL	25	16	148	3/15	0	19	0	80.1

RUSHING	ATT	YDS	AVG	LG	TD
Najee Harris	12	18	1.5	7	0
Diontae Johnson	1	10	10.0	10	0
Chase Claypool	1	7	7.0	7	0
Ben Roethlisberger	3	0	0.0	1t	1
TOTAL	17	35	2.1	10	1

RECEIVING	NO	YDS	AVG	LG	TD
Diontae Johnson	5	38	7.6	16	0
Pat Freiermuth	4	37	9.3	14	0
James Washington	3	36	12.0	19	0
Najee Harris	2	8	4.0	5	0
Zach Gentry	1	17	17.0	17	0
Ray-Ray McCloud	1	0	0.0	0	0
TOTAL	16	148	9.3	19	0

TOP DEFENSE	TOT	SOLO	AST	SCK	YDS	INT
Minkah Fitzpatrick	14	12	2	0.0	0.0	0
Terrell Edmunds	10	7	3	0.0	0.0	0
Joe Schobert	7	4	3	0.0	0.0	1

FIELD GOALS	FGM/FGA	PERCENT	RESULTS
Chris Boswell	4-5	80.0	36G, 56SH, 28G, 46G, 48G
TOTAL	4-5	80.0	

Team Statistics

First Downs	22	12
3rd-Down Eff. (Made/Att/Pct)	8/18/44%	2/11/18%
4th-Down Eff. (Made/Att/Pct)	1/2/50%	0/0/0%
Total Net Yards	318	168
Total Plays	78	45
Yards Per Play	4.1	3.7
Rushes/Net Yards	42/201	17/35
Net Passing	117	133
Pass Attempts/Completions	32/23	25/16
Had Intercepted	1	0
Sacked/Yards Lost	4/36	3/15
Punts/Average	3/47.7	5/39.8
Penalties/Yards	7/68	5/30
Fumbles/Lost	5/3	0/0
Possession Time	39:08	20:52

Titans Steelers



WEEK 14
Pittsburgh Steelers 28, Minnesota Vikings 36
66,718 U.S. Bank Stadium Dec 9, 2021



Pittsburgh Steelers	0	0	7	21	—	28
Minnesota Vikings	6	17	6	7	—	36

SCORING DRIVES

TEAM	QTR	TIME	SCORING PLAY	PIT	MIN
Vikings	1	03:31	J.Jefferson 14 yd. pass from K.Cousins (kick failed, wr) (5-61, 2:01)	0	6
Vikings	2	14:43	G.Joseph 38 yd. Field Goal (7-37, 2:02)	0	9
Vikings	2	09:55	D.Cook 29 yd. run (G.Joseph kick) (5-78, 3:06)	0	16
Vikings	2	02:20	D.Cook 7 yd. run (G.Joseph kick) (12-60, 5:19)	0	23
Vikings	3	09:36	G.Joseph 42 yd. Field Goal (7-10, 2:49)	0	26
Vikings	3	06:15	G.Joseph 25 yd. Field Goal (6-23, 2:07)	0	29
Steelers	3	02:11	N.Harris 3 yd. pass from B.Roethlisberger (C.Boswell kick) (10-75, 4:04)	7	29
Steelers	4	14:49	N.Harris 1 yd. run (C.Boswell kick) (7-42, 2:14)	14	29
Steelers	4	12:11	J.Washington 30 yd. pass from B.Roethlisberger (pass failed) (3-69, 1:06)	20	29
Vikings	4	10:51	K.Osborn 62 yd. pass from K.Cousins (G.Joseph kick) (3-75, 1:20)	20	36
Steelers	4	04:14	P.Freiermuth 15 yd. pass from B.Roethlisberger (B.Roethlisberger-D.Johnson pass) (2-21, 0:44)	28	36

PITTSBURGH STEELERS

PASSING	ATT	CP	YDS	SK/YD	TD	LG	INT	RTG
Ben Roethlisberger	40	28	308	5/39	3	38	1	107.1
TOTAL	40	28	308	5/39	3	38	1	107.1

RUSHING	ATT	YDS	AVG	LG	TD
Najee Harris	20	94	4.7	23	1
Diontae Johnson	1	7	7.0	7	0
Ben Roethlisberger	1	5	5.0	5	0
Chase Claypool	1	2	2.0	2	0
Benny Snell Jr.	1	-2	-2.0	-2	0
TOTAL	24	106	4.4	23	1

RECEIVING	NO	YDS	AVG	LG	TD
Chase Claypool	8	93	11.6	38	0
Ray-Ray McCloud	6	32	5.3	10	0
Diontae Johnson	5	76	15.2	37	0
James Washington	4	65	16.3	30t	1
Najee Harris	3	10	3.3	6	1
Pat Freiermuth	2	32	16.0	17	1
TOTAL	28	308	11.0	38	3

TOP DEFENSE	TOT	SOLO	AST	SCK	YDS	INT
Devin Bush	8	3	5	0.0	0.0	0
Joe Schobert	7	4	3	0.0	0.0	0
Cameron Heyward	6	3	3	0.0	0.0	0

FIELD GOALS	FGM/FGA	PERCENT	RESULTS
Chris Boswell	0-1	0.0	49WL
TOTAL	0-1	0.0	

MINNESOTA VIKINGS

PASSING	ATT	CP	YDS	SK/YD	TD	LG	INT	RTG
Kirk Cousins	31	14	216	0/0	2	62t	2	63.4
TOTAL	31	14	216	0/0	2	62T	2	63.4

RUSHING	ATT	YDS	AVG	LG	TD
Dalvin Cook	27	205	7.6	30	2
Alexander Mattison	6	27	4.5	14	0
Kirk Cousins	2	14	7.0	11	0
Justin Jefferson	1	-4	-4.0	-4	0
TOTAL	36	242	6.7	30	2

RECEIVING	NO	YDS	AVG	LG	TD
Justin Jefferson	7	79	11.3	22	1
K.J. Osborn	3	83	27.7	62t	1
Tyler Conklin	2	20	10.0	19	0
Chris Herndon	1	17	17.0	17	0
Dalvin Cook	1	17	17.0	17	0
TOTAL	14	216	15.4	62T	2

TOP DEFENSE	TOT	SOLO	AST	SCK	YDS	INT
Eric Kendricks	11	5	6	1.0	9.0	0
Anthony Barr	9	4	5	0.0	0.0	0
Bashaud Breeland	8	7	1	0.0	0.0	1

FIELD GOALS	FGM/FGA	PERCENT	RESULTS
Greg Joseph	3-4	75.0	53WL, 38G, 42G, 25G
TOTAL	3-4	75.0	

Team Statistics

	Steelers	Vikings
First Downs	22	22
3rd-Down Eff. (Made/Att/Pct)	4/13/31%	5/14/36%
4th-Down Eff. (Made/Att/Pct)	2/2/100%	1/1/100%
Total Net Yards	375	458
Total Plays	69	67
Yards Per Play	5.4	6.8
Rushes/Net Yards	24/106	36/242
Net Passing	269	216
Pass Attempts/Completions	40/28	31/14
Had Intercepted	1	2
Sacked/Yards Lost	5/39	0/0
Punts/Average	6/43.0	3/48.7
Penalties/Yards	10/85	11/102
Fumbles/Lost	1/0	0/0
Possession Time	29:32	30:28

Steelers Vikings



19



20

WEEK 13
Baltimore Ravens 19, Pittsburgh Steelers 20
59,303 🌈 Heinz Field 🌈 Dec 5, 2021

Baltimore Ravens	0	7	3	9	—	19
Pittsburgh Steelers	0	3	0	17	—	20

SCORING DRIVES

TEAM	QTR	TIME	SCORING PLAY	BAL	PIT
Ravens	2	08:37	D.Freeman 3 yd. run (J.Tucker kick) (16-99,10:27)	7	0
Steelers	2	00:27	C.Boswell 53 yd. Field Goal (9-52, 1:21)	7	3
Ravens	3	07:24	J.Tucker 35 yd. Field Goal (10-41, 5:20)	10	3
Steelers	4	14:01	D.Johnson 29 yd. pass from B.Roethlisberger (kick failed, wl) (4-78, 1:38)	10	9
Ravens	4	11:51	J.Tucker 28 yd. Field Goal (5-51, 2:10)	13	9
Steelers	4	07:18	C.Boswell 43 yd. Field Goal (10-50, 4:33)	13	12
Steelers	4	01:48	D.Johnson 5 yd. pass from B.Roethlisberger (B.Roethlisberger-P.Freiermuth pass) (11-69, 4:33)	13	20
Ravens	4	00:12	S.Watkins 6 yd. pass from L.Jackson (pass failed) (8-60, 1:36)	19	20

BALTIMORE RAVENS

PASSING	ATT	CP	YDS	SK/YD	TD	LG	INT	RTG
Lamar Jackson	37	23	253	7/34	1	29	1	80.1
TOTAL	37	23	253	7/34	1	29	1	80.1

RUSHING	ATT	YDS	AVG	LG	TD
Lamar Jackson	8	55	6.9	13	0
Devonta Freeman	14	52	3.7	18	1
Latavius Murray	2	1	0.5	3	0
Nate McCrary	1	-1	-1.0	-1	0
TOTAL	25	107	4.3	18	1

RECEIVING	NO	YDS	AVG	LG	TD
Marquise Brown	5	55	11.0	22	0
Devonta Freeman	5	45	9.0	15	0
Mark Andrews	4	50	12.5	29	0
Sammy Watkins	4	39	9.8	15	1
Latavius Murray	2	34	17.0	18	0
Devin Duvernay	2	21	10.5	18	0
Patrick Ricard	1	9	9.0	9	0
TOTAL	23	253	11.0	29	1

TOP DEFENSE	TOT	SOLO	AST	SCK	YDS	INT
Brandon Williams	11	6	5	0.0	0.0	0
Brandon Stephens	7	5	2	0.0	0.0	0
Josh Bynes	7	3	4	0.0	0.0	0

FIELD GOALS	FGM/FGA	PERCENT	RESULTS
Justin Tucker	2-2	100.0	35G, 28G
TOTAL	2-2	100.0	

PITTSBURGH STEELERS

PASSING	ATT	CP	YDS	SK/YD	TD	LG	INT	RTG
Ben Roethlisberger	31	21	236	1/0	2	40	0	111.8
TOTAL	31	21	236	1/0	2	40	0	111.8

RUSHING	ATT	YDS	AVG	LG	TD
Najee Harris	21	71	3.4	13	0
Benny Snell Jr.	2	13	6.5	8	0
Chase Claypool	1	2	2.0	2	0
Ben Roethlisberger	1	-1	-1.0	-1	0
TOTAL	25	85	3.4	13	0

RECEIVING	NO	YDS	AVG	LG	TD
Diontae Johnson	8	105	13.1	29t	2
Najee Harris	5	36	7.2	18	0
Pat Freiermuth	3	26	8.7	17	0
Chase Claypool	2	52	26.0	40	0
Zach Gentry	2	10	5.0	5	0
Ray-Ray McCloud	1	7	7.0	7	0
TOTAL	21	236	11.2	40	2

TOP DEFENSE	TOT	SOLO	AST	SCK	YDS	INT
Minkah Fitzpatrick	9	7	2	0.0	0.0	1
Joe Schobert	7	6	1	0.0	0.0	0
T.J. Watt	6	5	1	3.5	12.0	0

FIELD GOALS	FGM/FGA	PERCENT	RESULTS
Chris Boswell	2-2	100.0	53G, 43G
TOTAL	2-2	100.0	

Team Statistics

First Downs	22	17
3rd-Down Eff. (Made/Att/Pct)	8/16/50%	5/12/42%
4th-Down Eff. (Made/Att/Pct)	0/0/0%	0/0/0%
Total Net Yards	326	321
Total Plays	69	57
Yards Per Play	4.7	5.6
Rushes/Net Yards	25/107	25/85
Net Passing	219	236
Pass Attempts/Completions	37/23	31/21
Had Intercepted	1	0
Sacked/Yards Lost	7/34	1/0
Punts/Average	4/50.8	5/43.4
Penalties/Yards	10/55	5/81
Fumbles/Lost	1/0	0/0
Possession Time	36:30	23:30

Ravens Steelers



WEEK 12
Pittsburgh Steelers 10, Cincinnati Bengals 41
63,238 🌐 Paul Brown Stadium 🌐 Nov 28, 2021



Pittsburgh Steelers	3	0	0	7	—	10
Cincinnati Bengals	10	21	3	7	—	41

SCORING DRIVES

TEAM	QTR	TIME	SCORING PLAY	PIT	CIN
Bengals	1	09:29	J.Burrow 8 yd. run (E.McPherson kick) (10-75, 5:31)	0	7
Bengals	1	06:01	E.McPherson 31 yd. Field Goal (4-8, 1:55)	0	10
Steelers	1	02:17	C.Boswell 40 yd. Field Goal (8-53, 3:44)	3	10
Bengals	2	14:15	T.Higgins 32 yd. pass from J.Burrow (E.McPherson kick) (6-75, 3:02)	3	17
Bengals	2	02:43	J.Mixon 1 yd. run (E.McPherson kick) (14-84, 7:35)	3	24
Bengals	2	00:30	M.Hilton 24 yd. interception return (E.McPherson kick)	3	31
Bengals	3	02:35	E.McPherson 51 yd. Field Goal (8-12, 3:48)	3	34
Bengals	4	13:10	J.Mixon 1 yd. run (E.McPherson kick) (5-65, 2:57)	3	41
Steelers	4	02:59	P.Freiermuth 15 yd. pass from B.Roethlisberger (C.Boswell kick) (9-69, 3:12)	10	41

PITTSBURGH STEELERS

PASSING	ATT	CP	YDS	SK/YD	TD	LG	INT	RTG
Ben Roethlisberger	41	24	263	3/13	1	41	2	65.4
TOTAL	41	24	263	3/13	1	41	2	65.4

RUSHING	ATT	YDS	AVG	LG	TD
Najee Harris	8	23	2.9	5	0
Kalen Ballage	3	21	7.0	13	0
Benny Snell Jr.	2	5	2.5	4	0
Anthony McFarland Jr.	2	2	1.0	3	0
TOTAL	15	51	3.4	13	0

RECEIVING	NO	YDS	AVG	LG	TD
Diontae Johnson	9	95	10.6	16	0
Pat Freiermuth	4	40	10.0	15t	1
Chase Claypool	3	82	27.3	41	0
Najee Harris	3	14	4.7	12	0
Anthony McFarland Jr.	1	11	11.0	11	0
Zach Gentry	1	10	10.0	10	0
Kalen Ballage	1	6	6.0	6	0
James Washington	1	3	3.0	3	0
Anthony Miller	1	2	2.0	2	0
TOTAL	24	263	11.0	41	1

TOP DEFENSE	TOT	SOLO	AST	SCK	YDS	INT
Joe Schobert	10	8	2	0.0	0.0	0
Minkah Fitzpatrick	9	5	4	0.0	0.0	1
Cameron Heyward	8	3	5	1.0	6.0	0

FIELD GOALS	FGM/FGA	PERCENT	RESULTS
Chris Boswell	1-1	100.0	40G
TOTAL	1-1	100.0	

CINCINNATI BENGALS

PASSING	ATT	CP	YDS	SK/YD	TD	LG	INT	RTG
Joe Burrow	24	20	190	2/18	1	32t	1	96.2
Brandon Allen	1	0	0	0/0	0	0	0	39.6
TOTAL	25	20	190	2/18	1	32t	1	95.0

RUSHING	ATT	YDS	AVG	LG	TD
Joe Mixon	28	165	5.9	32	2
Chris Evans	5	23	4.6	13	0
Joe Burrow	1	8	8.0	8t	1
Samaje Perine	3	3	1.0	4	0
Brandon Allen	1	-1	-1.0	-1	0
TOTAL	38	198	5.2	32	3

RECEIVING	NO	YDS	AVG	LG	TD
Tee Higgins	6	114	19.0	32t	1
Joe Mixon	4	-2	-0.5	5	0
Ja'Marr Chase	3	39	13.0	16	0
C.J. Uzomah	3	9	3.0	7	0
Tyler Boyd	2	13	6.5	9	0
Samaje Perine	1	12	12.0	12	0
Chris Evans	1	5	5.0	5	0
TOTAL	20	190	9.5	32T	1

TOP DEFENSE	TOT	SOLO	AST	SCK	YDS	INT
Logan Wilson	6	6	0	0.0	0.0	0
Markus Bailey	5	3	2	0.0	0.0	0
B.J. Hill	4	3	1	1.0	9.0	0

FIELD GOALS	FGM/FGA	PERCENT	RESULTS
Evan McPherson	2-2	100.0	31G, 51G
TOTAL	2-2	100.0	

Team Statistics

First Downs	16	25
3rd-Down Eff. (Made/Att/Pct)	7/13/54%	5/11/45%
4th-Down Eff. (Made/Att/Pct)	0/0/0%	1/1/100%
Total Net Yards	301	370
Total Plays	59	65
Yards Per Play	5.1	5.7
Rushes/Net Yards	15/51	38/198
Net Passing	250	172
Pass Attempts/Completions	41/24	25/20
Had Intercepted	2	1
Sacked/Yards Lost	3/13	2/18
Punts/Average	5/38.0	3/46.3
Penalties/Yards	4/30	3/18
Fumbles/Lost	2/1	0/0
Possession Time	24:40	35:20

Steelers Bengals



WEEK 11
Pittsburgh Steelers 37, Los Angeles Chargers 41
70,240 🇺🇸 SoFi Stadium 🇺🇸 Nov 21, 2021



Pittsburgh Steelers	3	7	0	27	—	37
Los Angeles Chargers	7	10	10	14	—	41

SCORING DRIVES

TEAM	QTR	TIME	SCORING PLAY	PIT	LAC
Steelers	1	08:29	C.Boswell 36 yd. Field Goal (13:57, 6:31)	3	0
Chargers	1	02:09	A.Ekeler 6 yd. run (D.Hopkins kick) (12:73, 6:20)	3	7
Chargers	2	03:42	A.Ekeler 10 yd. pass from J.Herbert (D.Hopkins kick) (12:98, 6:54)	3	14
Steelers	2	01:09	D.Johnson 10 yd. pass from B.Roethlisberger (C.Boswell kick) (7:64, 2:33)	10	14
Chargers	2	00:02	D.Hopkins 30 yd. Field Goal (8:63, 1:07)	10	17
Chargers	3	11:50	A.Ekeler 17 yd. pass from J.Herbert (D.Hopkins kick) (6:70, 3:10)	10	24
Chargers	3	03:40	D.Hopkins 41 yd. Field Goal (11:51, 6:28)	10	27
Steelers	4	14:10	C.Boswell 36 yd. Field Goal (10:57, 4:30)	13	27
Steelers	4	11:35	N.Harris 1 yd. run (C.Boswell kick) (4:3, 0:58)	20	27
Chargers	4	08:48	A.Ekeler 5 yd. run (D.Hopkins kick) (7:75, 2:47)	20	34
Steelers	4	04:49	E.Ebron 5 yd. pass from B.Roethlisberger (C.Boswell kick) (9:75, 3:59)	27	34
Steelers	4	04:23	P.Freiermuth 5 yd. pass from B.Roethlisberger (C.Boswell kick) (2:11, 0:13)	34	34
Steelers	4	03:24	C.Boswell 45 yd. Field Goal (4:7, 0:19)	37	34
Chargers	4	02:09	M.Williams 53 yd. pass from J.Herbert (D.Hopkins kick) (3:75, 1:15)	37	41

PITTSBURGH STEELERS

PASSING	ATT	CP	YDS	SK/YD	TD	LG	INT	RTG
Ben Roethlisberger	44	28	273	3/28	3	37	0	103.7
TOTAL	44	28	273	3/28	3	37	0	103.7

RUSHING	ATT	YDS	AVG	LG	TD
Najee Harris	12	39	3.3	12	1
Benny Snell Jr.	2	7	3.5	4	0
Ray-Ray McCloud	1	5	5.0	5	0
Kalen Ballage	1	3	3.0	3	0
Chase Claypool	2	1	0.5	3	0
TOTAL	18	55	3.1	12	1

RECEIVING	NO	YDS	AVG	LG	TD
Diontae Johnson	7	101	14.4	32	1
Chase Claypool	5	93	18.6	37	0
Najee Harris	5	20	4.0	7	0
Pat Freiermuth	4	11	2.8	5t	1
Eric Ebron	3	24	8.0	18	1
James Washington	2	12	6.0	7	0
Ray-Ray McCloud	2	12	6.0	8	0
TOTAL	28	273	9.8	37	3

TOP DEFENSE	TOT	SOLO	AST	SCK	YDS	INT
Cameron Sutton	10	7	3	0.0	0.0	1
Tre Norwood	7	6	1	0.0	0.0	0
Alex Highsmith	6	3	3	1.5	6.0	0

FIELD GOALS	FGM/FGA	PERCENT	RESULTS
Chris Boswell	3-3	100.0	36G, 36G, 45G
TOTAL	3-3	100.0	

LOS ANGELES CHARGERS

PASSING	ATT	CP	YDS	SK/YD	TD	LG	INT	RTG
Justin Herbert	41	30	382	2/8	3	53t	1	116.1
TOTAL	41	30	382	2/8	3	53T	1	116.1

RUSHING	ATT	YDS	AVG	LG	TD
Justin Herbert	9	90	10.0	36	0
Austin Ekeler	11	50	4.5	12	2
Joshua Palmer	1	6	6.0	6	0
Larry Rountree III	2	5	2.5	5	0
Andre Roberts	1	4	4.0	4	0
Jalen Guyton	1	2	2.0	2	0
Justin Jackson	1	2	2.0	2	0
TOTAL	26	159	6.1	36	2

RECEIVING	NO	YDS	AVG	LG	TD
Keenan Allen	9	112	12.4	30	0
Austin Ekeler	6	65	10.8	17t	2
Mike Williams	5	97	19.4	53t	1
Donald Parham Jr.	4	38	9.5	12	0
Jared Cook	3	28	9.3	13	0
Jalen Guyton	1	18	18.0	18	0
Joshua Palmer	1	17	17.0	17	0
Tre' McKitty	1	7	7.0	7	0
TOTAL	30	382	12.7	53T	3

TOP DEFENSE	TOT	SOLO	AST	SCK	YDS	INT
Kyzir White	9	6	3	0.0	0.0	0
Asante Samuel Jr.	7	5	2	0.0	0.0	0
Derwin James Jr.	6	2	4	0.0	0.0	0

FIELD GOALS	FGM/FGA	PERCENT	RESULTS
Dustin Hopkins	2-2	100.0	30G, 41G
TOTAL	2-2	100.0	

Team Statistics

First Downs	22	33
3rd-Down Eff. (Made/Att/Pct)	8/15/53%	7/12/58%
4th-Down Eff. (Made/Att/Pct)	0/2/0%	0/1/0%
Total Net Yards	300	533
Total Plays	65	69
Yards Per Play	4.6	7.7
Rushes/Net Yards	18/55	26/159
Net Passing	245	374
Pass Attempts/Completions	44/28	41/30
Had Intercepted	0	1
Sacked/Yards Lost	3/28	2/8
Punts/Average	1/46.0	1/0.0
Penalties/Yards	8/38	12/75
Fumbles/Lost	1/0	0/0
Possession Time	28:14	31:46

Steelers Chargers



16

WEEK 10
Detroit Lions 16, Pittsburgh Steelers 16 (OT)
58,716 Heinz Field Nov 14, 2021



16

Detroit Lions	0	10	6	0	—	16
Pittsburgh Steelers	7	3	3	3	—	16

SCORING DRIVES

TEAM	QTR	TIME	SCORING PLAY	DET	PIT
Steelers	1	09:40	J.Washington 9 yd. pass from M.Rudolph (C.Boswell kick) (10-83, 5:20)	0	7
Lions	2	12:43	J.Jefferson 28 yd. run (R.Santoso kick) (3-39, 1:28)	7	7
Steelers	2	04:22	C.Boswell 20 yd. Field Goal (13-73, 8:21)	7	10
Lions	2	00:00	R.Santoso 20 yd. Field Goal (12-67, 4:22)	10	10
Lions	3	12:09	G.Igwebuike 42 yd. run (kick failed, wr) (6-85, 2:51)	16	10
Steelers	3	08:26	C.Boswell 23 yd. Field Goal (13-69, 3:43)	16	13
Steelers	4	11:31	C.Boswell 51 yd. Field Goal (6-17, 3:21)	16	16

DETROIT LIONS

PASSING	ATT	CP	YDS	SK/YD	TD	LG	INT	RTG
Jared Goff	25	14	114	4/37	0	30	0	67.8
TOTAL	25	14	114	4/37	0	30	0	67.8

RUSHING	ATT	YDS	AVG	LG	TD
D'Andre Swift	33	130	3.9	21	0
Godwin Igwebuike	2	56	28.0	42t	1
Jermar Jefferson	3	41	13.7	28t	1
Jason Cabinda	1	2	2.0	2	0
TOTAL	39	229	5.9	42T	2

RECEIVING	NO	YDS	AVG	LG	TD
Amon-Ra St. Brown	4	61	15.3	30	0
Kalif Raymond	4	29	7.3	12	0
D'Andre Swift	3	5	1.7	5	0
Trinity Benson	2	17	8.5	8	0
Brock Wright	1	2	2.0	2	0
TOTAL	14	114	8.1	30	0

TOP DEFENSE	TOT	SOLO	AST	SCK	YDS	INT
Alex Anzalone	9	6	3	0.0	0.0	0
Amani Oruwariye	7	5	2	0.0	0.0	0
Tracy Walker	7	7	0	0.0	0.0	0

FIELD GOALS	FGM/FGA	PERCENT	RESULTS
Ryan Santoso	1-2	50.0	20G, 48SH
TOTAL	1-2	50.0	

PITTSBURGH STEELERS

PASSING	ATT	CP	YDS	SK/YD	TD	LG	INT	RTG
Mason Rudolph	50	30	242	0/0	1	36	1	70.6
TOTAL	50	30	242	0/0	1	36	1	70.6

RUSHING	ATT	YDS	AVG	LG	TD
Najee Harris	26	105	4.0	12	0
Mason Rudolph	4	36	9.0	26	0
Benny Snell Jr.	1	4	4.0	4	0
TOTAL	31	145	4.7	26	0

RECEIVING	NO	YDS	AVG	LG	TD
Ray-Ray McCloud	9	63	7.0	17	0
Diontae Johnson	7	83	11.9	36	0
Pat Freiemuth	5	31	6.2	10	0
Najee Harris	4	28	7.0	10	0
James Washington	2	15	7.5	9t	1
Eric Ebron	2	13	6.5	9	0
Derek Watt	1	9	9.0	9	0
TOTAL	30	242	8.1	36	1

TOP DEFENSE	TOT	SOLO	AST	SCK	YDS	INT
Joe Schobert	13	8	5	0.0	0.0	0
Alex Highsmith	11	8	3	0.0	0.0	0
Devin Bush	9	5	4	0.0	0.0	0

FIELD GOALS	FGM/FGA	PERCENT	RESULTS
Chris Boswell	3-3	100.0	20G, 23G, 51G
TOTAL	3-3	100.0	

Team Statistics

First Downs	17	22
3rd-Down Eff. (Made/Att/Pct)	4/18/22%	7/17/41%
4th-Down Eff. (Made/Att/Pct)	2/2/100%	0/0/0%
Total Net Yards	306	387
Total Plays	68	81
Yards Per Play	4.5	4.8
Rushes/Net Yards	39/229	31/145
Net Passing	77	242
Pass Attempts/Completions	25/14	50/30
Had Intercepted	0	1
Sacked/Yards Lost	4/37	0/0
Punts/Average	10/46.4	6/46.7
Penalties/Yards	8/84	7/59
Fumbles/Lost	0/0	3/2
Possession Time	33:12	36:48

Lions Steelers



27

WEEK 9

Chicago Bears 27, Pittsburgh Steelers 29
60,788 Heinz Field Nov 8, 2021



29

Chicago Bears	0	3	3	21	—	27
Pittsburgh Steelers	7	7	6	9	—	29

SCORING DRIVES

TEAM	QTR	TIME	SCORING PLAY	CHI	PIT
Steelers	1	09:42	N.Harris 10 yd. run (C.Boswell kick) (6-59, 3:20)	0	7
Steelers	2	13:22	P.Freiermuth 4 yd. pass from B.Roethlisberger (C.Boswell kick) (9-36, 3:41)	0	14
Bears	2	00:15	C.Santos 30 yd. Field Goal (12-52, 4:32)	3	14
Bears	3	07:43	C.Santos 22 yd. Field Goal (10-89, 4:59)	6	14
Steelers	3	02:08	P.Freiermuth 10 yd. pass from B.Roethlisberger (kick failed, wl) (9-75, 5:35)	6	20
Bears	4	14:17	D.Mooney 15 yd. run (C.Santos kick) (6-82, 2:51)	13	20
Steelers	4	11:54	C.Boswell 54 yd. Field Goal (4-39, 2:23)	13	23
Bears	4	06:31	D.Houston-Carson 25 yd. fumble return (C.Santos kick)	20	23
Steelers	4	02:52	C.Boswell 52 yd. Field Goal (11-41, 3:39)	20	26
Bears	4	01:46	D.Mooney 16 yd. pass from J.Fields (C.Santos kick) (7-75, 1:06)	26	26
Steelers	4	00:26	C.Boswell 40 yd. Field Goal (7-52, 1:20)	27	29

CHICAGO BEARS

PASSING	ATT	CP	YDS	SK/YD	TD	LG	INT	RTG
Justin Fields	29	17	291	3/13	1	50	1	89.9
TOTAL	29	17	291	3/13	1	50	1	89.9

RUSHING	ATT	YDS	AVG	LG	TD
David Montgomery	13	63	4.8	21	0
Justin Fields	8	45	5.6	8	0
Darnell Mooney	1	15	15.0	15t	1
Khalil Herbert	4	13	3.3	8	0
TOTAL	26	136	5.2	21	1

RECEIVING	NO	YDS	AVG	LG	TD
Cole Kmet	6	87	14.5	25	0
Allen Robinson II	4	68	17.0	39	0
Darnell Mooney	3	41	13.7	20	1
David Montgomery	2	17	8.5	11	0
Marquise Goodwin	1	50	50.0	50	0
Jimmy Graham	1	28	28.0	28	0
TOTAL	17	291	17.1	50	1

TOP DEFENSE	TOT	SOLO	AST	SCK	YDS	INT
Roquan Smith	12	6	6	1.0	9.0	0
Danny Trevathan	7	3	4	0.0	0.0	0
Cassius Marsh Sr.	5	3	2	1.0	7.0	0

FIELD GOALS	FGM/FGA	PERCENT	RESULTS
Cairo Santos	2-3	66.7	30G, 22G, 65SH
TOTAL	2-3	66.0	

PITTSBURGH STEELERS

PASSING	ATT	CP	YDS	SK/YD	TD	LG	INT	RTG
Ben Roethlisberger	30	21	205	4/30	2	42	0	111.1
TOTAL	30	21	205	4/30	2	42	0	111.1

RUSHING	ATT	YDS	AVG	LG	TD
Najee Harris	22	62	2.8	13	1
Chase Claypool	2	13	6.5	11	0
James Washington	2	13	6.5	12	0
Diontae Johnson	2	11	5.5	11	0
Benny Snell Jr.	2	6	3.0	5	0
Ben Roethlisberger	2	0	0.0	1	0
TOTAL	32	105	3.3	13	1

RECEIVING	NO	YDS	AVG	LG	TD
Diontae Johnson	5	56	11.2	22	0
Pat Freiermuth	5	43	8.6	13	2
Chase Claypool	3	30	10.0	26	0
Najee Harris	3	16	5.3	9	0
James Washington	1	42	42.0	42	0
Ray-Ray McCloud	1	12	12.0	12	0
Derek Watt	1	3	3.0	3	0
Kalen Ballage	1	2	2.0	2	0
Kevin Rader	1	1	1.0	1	0
TOTAL	21	205	9.8	42	2

TOP DEFENSE	TOT	SOLO	AST	SCK	YDS	INT
Minkah Fitzpatrick	8	8	0	0.0	0.0	0
T.J. Watt	7	4	3	3.0	13.0	0
Joe Schobert	5	2	3	0.0	0.0	0

FIELD GOALS	FGM/FGA	PERCENT	RESULTS
Chris Boswell	3-3	100.0	54G, 52G, 40G
TOTAL	3-3	100.0	

Team Statistics

First Downs	20	20
3rd-Down Eff. (Made/Att/Pct)	4/12/33%	6/17/35%
4th-Down Eff. (Made/Att/Pct)	0/0/0%	2/2/100%
Total Net Yards	414	280
Total Plays	58	66
Yards Per Play	7.1	4.2
Rushes/Net Yards	26/136	32/105
Net Passing	278	175
Pass Attempts/Completions	29/17	30/21
Had Intercepted	1	0
Sacked/Yards Lost	3/13	4/30
Punts/Average	5/46.8	5/39.2
Penalties/Yards	12/115	5/30
Fumbles/Lost	1/1	1/1
Possession Time	25:55	34:05

Bears Steelers



WEEK 8
Pittsburgh Steelers 15, Cleveland Browns 10
67,431 FirstEnergy Stadium Oct 31, 2021



Pittsburgh Steelers	0	3	6	6	—	15
Cleveland Browns	3	0	7	0	—	10

SCORING DRIVES

TEAM	QTR	TIME	SCORING PLAY	PIT	CLE
Browns	1	08:09	C.McLaughlin 30 yd. Field Goal (13-63, 6:51)	0	3
Steelers	2	09:18	C.Boswell 31 yd. Field Goal (10-47, 5:36)	3	3
Browns	3	09:36	D.Johnson 10 yd. run (C.McLaughlin kick) (8-86, 4:19)	3	10
Steelers	3	03:39	N.Harris 8 yd. run (pass failed) (12-78, 5:57)	9	10
Steelers	4	11:04	P.Freiermuth 2 yd. pass from B.Roethlisberger (pass failed) (13-83, 5:38)	15	10

PITTSBURGH STEELERS

PASSING	ATT	CP	YDS	SK/YD	TD	LG	INT	RTG
Ben Roethlisberger	34	22	266	2/11	1	50	0	98.4
Chris Boswell	1	0	0	0/0	0	0	0	39.6
TOTAL	35	22	266	2/11	1	50	0	95.7

RUSHING	ATT	YDS	AVG	LG	TD
Najee Harris	26	91	3.5	11	1
Chase Claypool	2	16	8.0	16	0
Ray-Ray McCloud	1	10	10.0	10	0
Anthony McFarland Jr.	1	1	1.0	1	0
Ben Roethlisberger	1	0	0.0	0	0
Kalen Ballage	1	-3	-3.0	-3	0
TOTAL	32	115	3.6	16	1

RECEIVING	NO	YDS	AVG	LG	TD
Diontae Johnson	6	98	16.3	50	0
Chase Claypool	4	45	11.3	16	0
Pat Freiermuth	4	44	11.0	22	1
Zach Gentry	3	39	13.0	24	0
Najee Harris	3	29	9.7	20	0
Benny Snell Jr.	1	7	7.0	7	0
James Washington	1	4	4.0	4	0
TOTAL	22	266	12.1	50	1

TOP DEFENSE	TOT	SOLO	AST	SCK	YDS	INT
Joe Schobert	9	6	3	0.0	0.0	0
T.J. Watt	6	4	2	1.5	7.5	0
Devin Bush	5	3	2	0.0	0.0	0

FIELD GOALS	FGM/FGA	PERCENT	RESULTS
Chris Boswell	1-1	100.0	31G
TOTAL	1-1	100.0	

CLEVELAND BROWNS

PASSING	ATT	CP	YDS	SK/YD	TD	LG	INT	RTG
Baker Mayfield	31	20	225	4/15	0	24	0	86.1
TOTAL	31	20	225	4/15	0	24	0	86.1

RUSHING	ATT	YDS	AVG	LG	TD
Nick Chubb	16	61	3.8	21	0
D'Ernest Johnson	4	22	5.5	11	1
Baker Mayfield	1	5	5.0	5	0
Jarvis Landry	1	5	5.0	5	0
Demetric Felton	1	3	3.0	3	0
TOTAL	23	96	4.2	21	1

RECEIVING	NO	YDS	AVG	LG	TD
Jarvis Landry	5	65	13.0	19	0
Austin Hooper	4	26	6.5	8	0
David Njoku	3	39	13.0	24	0
Harrison Bryant	2	33	16.5	21	0
Rashard Higgins	2	27	13.5	16	0
Demetric Felton	1	14	14.0	14	0
Nick Chubb	1	8	8.0	8	0
D'Ernest Johnson	1	7	7.0	7	0
Odell Beckham Jr.	1	6	6.0	6	0
TOTAL	20	225	11.3	24	0

TOP DEFENSE	TOT	SOLO	AST	SCK	YDS	INT
Malcolm Smith	10	9	1	0.0	0.0	0
Anthony Walker Jr.	8	2	6	0.0	0.0	0
Mack Wilson Sr.	7	5	2	0.0	0.0	0

FIELD GOALS	FGM/FGA	PERCENT	RESULTS
Chase McLaughlin	1-1	100.0	30G
TOTAL	1-1	100.0	

Team Statistics

First Downs	21	19
3rd-Down Eff. (Made/Att/Pct)	4/13/31%	3/10/30%
4th-Down Eff. (Made/Att/Pct)	2/4/50%	0/2/0%
Total Net Yards	370	306
Total Plays	69	58
Yards Per Play	5.4	5.3
Rushes/Net Yards	32/115	23/96
Net Passing	255	210
Pass Attempts/Completions	35/22	31/20
Had Intercepted	0	0
Sacked/Yards Lost	2/11	4/15
Punts/Average	4/44.0	4/49.3
Penalties/Yards	8/65	5/30
Fumbles/Lost	1/0	1/1
Possession Time	31:45	28:15

Steelers Browns



WEEK 6
Seattle Seahawks 20, Pittsburgh Steelers 23 (OT)
60,821 🇺🇸 Heinz Field 🇺🇸 Oct 17, 2021



Seattle Seahawks	0	0	14	6	0	—	20
Pittsburgh Steelers	0	14	3	3	3	—	23

SCORING DRIVES

TEAM	QTR	TIME	SCORING PLAY	SEA	PIT
Steelers	2	10:01	N.Harris 5 yd. pass from B.Roethlisberger (C.Boswell kick) (8-54, 4:10)	0	7
Steelers	2	01:04	E.Ebron 1 yd. run (C.Boswell kick) (14-84, 6:59)	0	14
Seahawks	3	09:55	A.Collins 2 yd. run (J.Myers kick) (10-75, 5:05)	7	14
Steelers	3	05:46	C.Boswell 27 yd. Field Goal (9-66, 4:09)	7	17
Seahawks	3	03:02	W.Dissly 1 yd. pass from G.Smith (J.Myers kick) (6-60, 2:44)	14	17
Seahawks	4	12:59	J.Myers 40 yd. Field Goal (8-36, 3:26)	17	17
Steelers	4	01:30	C.Boswell 52 yd. Field Goal (9-40, 3:49)	17	20
Seahawks	4	00:00	J.Myers 43 yd. Field Goal (9-50, 1:30)	20	20
Steelers	OT	02:50	C.Boswell 37 yd. Field Goal (3-3, 1:26)	20	23

SEATTLE SEAHAWKS

PASSING	ATT	CP	YDS	SK/YD	TD	LG	INT	RTG
Geno Smith	32	23	209	5/44	1	41	0	99.6
TOTAL	32	23	209	5/44	1	41	0	99.6

RUSHING	ATT	YDS	AVG	LG	TD
Alex Collins	20	101	5.1	21	1
Travis Homer	2	27	13.5	26	0
DeeJay Dallas	4	17	4.3	10	0
Geno Smith	1	-1	-1.0	-1	0
TOTAL	27	144	5.3	26	1

RECEIVING	NO	YDS	AVG	LG	TD
DK Metcalf	6	58	9.7	14	0
DeeJay Dallas	5	33	6.6	10	0
Gerald Everett	2	40	20.0	41	0
Tyler Lockett	2	35	17.5	21	0
Will Dissly	2	8	4.0	7	1
Freddie Swain	2	-4	-2.0	0	0
Travis Homer	1	27	27.0	27	0
Penny Hart	1	12	12.0	12	0
Phillip Dorsett II	1	3	3.0	3	0
Alex Collins	1	-3	-3.0	-3	0
TOTAL	23	209	9.1	41	1

TOP DEFENSE	TOT	SOLO	AST	SCK	YDS	INT
Bobby Wagner	14	8	6	0.0	0.0	0
Jordyn Brooks	14	7	7	0.0	0.0	0
D.J. Reed	9	7	2	0.0	0.0	0

FIELD GOALS	FGM/FGA	PERCENT	RESULTS
Jason Myers	2-2	100.0	40G, 43G
TOTAL	2-2	100.0	

PITTSBURGH STEELERS

PASSING	ATT	CP	YDS	SK/YD	TD	LG	INT	RTG
Ben Roethlisberger	40	29	229	1/3	1	23	0	94.7
TOTAL	40	29	229	1/3	1	23	0	94.7

RUSHING	ATT	YDS	AVG	LG	TD
Najee Harris	24	81	3.4	10	0
Diontae Johnson	1	25	25.0	25	0
Kalen Ballage	2	15	7.5	11	0
Eric Ebron	1	1	1.0	1t	1
Ben Roethlisberger	2	-3	-1.5	0	0
TOTAL	30	119	4.0	25	1

RECEIVING	NO	YDS	AVG	LG	TD
Diontae Johnson	9	71	7.9	23	0
Pat Freiermuth	7	58	8.3	12	0
Najee Harris	6	46	7.7	12	1
Ray-Ray McCloud	2	18	9.0	15	0
Chase Claypool	2	17	8.5	12	0
Eric Ebron	2	10	5.0	6	0
James Washington	1	9	9.0	9	0
TOTAL	29	229	7.9	23	1

TOP DEFENSE	TOT	SOLO	AST	SCK	YDS	INT
Cameron Heyward	9	6	3	1.0	8.0	0
Minkah Fitzpatrick	9	7	2	0.0	0.0	0
Alex Highsmith	7	2	5	1.5	15.5	0

FIELD GOALS	FGM/FGA	PERCENT	RESULTS
Chris Boswell	3-3	100.0	27G, 52G, 37G
TOTAL	3-3	100.0	

Team Statistics

	Seahawks	Steelers
First Downs	18	22
3rd-Down Eff. (Made/Att/Pct)	3/12/25%	5/14/36%
4th-Down Eff. (Made/Att/Pct)	0/0/0%	0/0/0%
Total Net Yards	309	345
Total Plays	64	71
Yards Per Play	4.8	4.9
Rushes/Net Yards	27/144	30/119
Net Passing	165	226
Pass Attempts/Completions	32/23	40/29
Had Intercepted	0	0
Sacked/Yards Lost	5/44	1/3
Punts/Average	8/45.5	7/47.9
Penalties/Yards	6/45	5/38
Fumbles/Lost	3/1	1/1
Possession Time	29:37	37:33

Seahawks Steelers



WEEK 5
Denver Broncos 19, Pittsburgh Steelers 27
59,841 🇺🇸 Heinz Field 🇺🇸 Oct 10, 2021



Denver Broncos	3	3	0	13	—	19
Pittsburgh Steelers	7	10	7	3	—	27

SCORING DRIVES

TEAM	QTR	TIME	SCORING PLAY	DEN	PIT
Steelers	1	12:02	D.Johnson 50 yd. pass from B.Roethlisberger (C.Boswell kick) (6-85, 2:58)	0	7
Broncos	1	01:43	B.McManus 39 yd. Field Goal (4-8, 2:14)	3	7
Steelers	2	12:42	C.Boswell 48 yd. Field Goal (9-45, 4:01)	3	10
Broncos	2	05:47	B.McManus 29 yd. Field Goal (7-49, 4:17)	6	10
Steelers	2	02:12	N.Harris 1 yd. run (C.Boswell kick) (6-75, 3:35)	6	17
Steelers	3	02:41	C.Claypool 18 yd. pass from B.Roethlisberger (C.Boswell kick) (14-86, 7:16)	6	24
Broncos	4	10:15	K.Hinton 2 yd. pass from T.Bridgewater (B.McManus kick) (14-75, 7:26)	13	24
Broncos	4	05:46	C.Sutton 39 yd. pass from T.Bridgewater (pass failed) (5-72, 1:54)	19	24
Steelers	4	02:29	C.Boswell 43 yd. Field Goal (7-49, 3:17)	19	27

DENVER BRONCOS

PASSING	ATT	CP	YDS	SK/YD	TD	LG	INT	RTG
Teddy Bridgewater	38	24	288	2/20	2	39t	1	92.9
TOTAL	38	24	288	2/20	2	39T	1	92.9

RUSHING	ATT	YDS	AVG	LG	TD
Javonte Williams	8	61	7.6	49	0
Melvin Gordon III	9	34	3.8	8	0
Teddy Bridgewater	1	11	11.0	11	0
TOTAL	18	106	5.9	49	0

RECEIVING	NO	YDS	AVG	LG	TD
Courtland Sutton	7	120	17.1	39t	1
Tim Patrick	7	89	12.7	23	0
Javonte Williams	3	25	8.3	10	0
Noah Fant	3	20	6.7	9	0
Kendall Hinton	2	25	12.5	23	1
Melvin Gordon III	2	9	4.5	6	0
TOTAL	24	288	12.0	39T	2

TOP DEFENSE	TOT	SOLO	AST	SCK	YDS	INT
Alexander Johnson	8	5	3	0.0	0.0	0
Justin Simmons	8	5	3	0.0	0.0	0
Kareem Jackson	7	6	1	0.0	0.0	0

FIELD GOALS	FGM/FGA	PERCENT	RESULTS
Brandon McManus	2-2	100.0	39G, 29G
TOTAL	2-2	100.0	

PITTSBURGH STEELERS

PASSING	ATT	CP	YDS	SK/YD	TD	LG	INT	RTG
Ben Roethlisberger	25	15	253	1/9	2	59	0	120.9
TOTAL	25	15	253	1/9	2	59	0	120.9

RUSHING	ATT	YDS	AVG	LG	TD
Najee Harris	23	122	5.3	20	1
Benny Snell Jr.	5	20	4.0	9	0
JuJu Smith-Schuster	2	6	3.0	3	0
Kalen Ballage	4	0	0.0	3	0
Ben Roethlisberger	1	-1	-1.0	-1	0
TOTAL	35	147	4.2	20	1

RECEIVING	NO	YDS	AVG	LG	TD
Chase Claypool	5	130	26.0	59	1
Diontae Johnson	2	72	36.0	50t	1
Najee Harris	2	20	10.0	14	0
Eric Ebron	2	10	5.0	5	0
Pat Freiermuth	2	7	3.5	4	0
Zach Gentry	1	13	13.0	13	0
Ray-Ray McCloud	1	1	1.0	1	0
TOTAL	15	253	16.9	59	2

TOP DEFENSE	TOT	SOLO	AST	SCK	YDS	INT
Minkah Fitzpatrick	10	5	5	0.0	0.0	0
Terrell Edmunds	7	4	3	0.0	0.0	0
James Pierre	6	6	0	0.0	0.0	1

FIELD GOALS	FGM/FGA	PERCENT	RESULTS
Chris Boswell	2-2	100.0	48G, 43G
TOTAL	2-2	100.0	

Team Statistics

First Downs	17	19
3rd-Down Eff. (Made/Att/Pct)	2/12/17%	7/12/58%
4th-Down Eff. (Made/Att/Pct)	3/4/75%	0/0/0%
Total Net Yards	374	391
Total Plays	58	61
Yards Per Play	6.4	6.4
Rushes/Net Yards	18/106	35/147
Net Passing	268	244
Pass Attempts/Completions	38/24	25/15
Had Intercepted	1	0
Sacked/Yards Lost	2/20	1/9
Punts/Average	4/44.0	2/59.5
Penalties/Yards	7/67	8/59
Fumbles/Lost	0/0	1/1
Possession Time	26:58	33:02

Broncos Steelers



17

WEEK 4
Pittsburgh Steelers 17, Green Bay Packers 27
78,281 🇺🇸 Lambeau Field 🇺🇸 Oct 3, 2021



27

Pittsburgh Steelers	7	3	0	7	—	17
Green Bay Packers	0	17	10	0	—	27

SCORING DRIVES

TEAM	QTR	TIME	SCORING PLAY					PIT	GB
Steelers	1	10:04	D.Johnson 45 yd. pass from B.Roethlisberger (C.Boswell kick) (8-75, 4:56)					7	0
Packers	2	13:22	Aa.Rodgers 4 yd. run (M.Crosby kick) (13-64, 4:51)					7	7
Packers	2	10:55	R.Cobb 23 yd. pass from Aa.Rodgers (M.Crosby kick) (4-23, 1:33)					7	14
Steelers	2	05:41	C.Boswell 52 yd. Field Goal (10-41, 5:14)					10	14
Packers	2	00:05	M.Crosby 26 yd. Field Goal (13-76, 5:36)					10	17
Packers	3	09:31	M.Crosby 29 yd. Field Goal (12-64, 5:29)					10	20
Packers	3	04:46	R.Cobb 1 yd. pass from Aa.Rodgers (M.Crosby kick) (4-40, 2:15)					10	27
Steelers	4	04:04	N.Harris 1 yd. run (C.Boswell kick) (8-65, 2:53)					17	27

PITTSBURGH STEELERS

PASSING	ATT	CP	YDS	SK/YD	TD	LG	INT	RTG
Ben Roethlisberger	40	26	232	2/12	1	45t	1	78.3
TOTAL	40	26	232	2/12	1	45T	1	78.3

RUSHING	ATT	YDS	AVG	LG	TD
Najee Harris	15	62	4.1	11	1
Benny Snell Jr.	1	0	0.0	0	0
TOTAL	16	62	3.9	11	1

RECEIVING	NO	YDS	AVG	LG	TD
Diontae Johnson	9	92	10.2	45t	1
Najee Harris	6	29	4.8	9	0
James Washington	4	69	17.3	30	0
JuJu Smith-Schuster	2	11	5.5	9	0
Eric Ebron	2	8	4.0	4	0
Pat Freiermuth	1	11	11.0	11	0
Zach Gentry	1	10	10.0	10	0
Ray-Ray McCloud	1	2	2.0	2	0
TOTAL	26	232	8.9	45T	1

TOP DEFENSE	TOT	SOLO	AST	SCK	YDS	INT
Cameron Heyward	8	5	3	0.0	0.0	0
Joe Schobert	8	5	3	0.0	0.0	0
Minkah Fitzpatrick	8	6	2	0.0	0.0	0

FIELD GOALS	FGM/FGA	PERCENT	RESULTS
Chris Boswell	1-1	100.0	52G
TOTAL	1-1	100.0	

GREEN BAY PACKERS

PASSING	ATT	CP	YDS	SK/YD	TD	LG	INT	RTG
Aaron Rodgers	36	20	248	3/12	2	28	0	95.6
TOTAL	36	20	248	3/12	2	28	0	95.6

RUSHING	ATT	YDS	AVG	LG	TD
AJ Dillon	15	81	5.4	25	0
Aaron Jones	15	48	3.2	15	0
Aaron Rodgers	3	2	0.7	4t	1
TOTAL	33	131	4.0	25	1

RECEIVING	NO	YDS	AVG	LG	TD
Davante Adams	6	64	10.7	21	0
Randall Cobb	5	69	13.8	25	2
Aaron Jones	3	51	17.0	26	0
Allen Lazard	2	33	16.5	28	0
Robert Tonyan	2	8	4.0	6	0
AJ Dillon	1	16	16.0	16	0
Marcedes Lewis	1	7	7.0	7	0
TOTAL	20	248	12.4	28	2

TOP DEFENSE	TOT	SOLO	AST	SCK	YDS	INT
De'Vondre Campbell	9	5	4	0.0	0.0	0
Eric Stokes	8	8	0	0.0	0.0	1
Oren Burks	6	3	3	0.0	0.0	0

FIELD GOALS	FGM/FGA	PERCENT	RESULTS
Mason Crosby	2-2	100.0	26G, 29G
TOTAL	2-2	100.0	

Team Statistics

First Downs	17	23
3rd-Down Eff. (Made/Att/Pct)	4/11/36%	9/15/60%
4th-Down Eff. (Made/Att/Pct)	0/2/0%	0/1/0%
Total Net Yards	282	367
Total Plays	58	72
Yards Per Play	4.9	5.1
Rushes/Net Yards	16/62	33/131
Net Passing	220	236
Pass Attempts/Completions	40/26	36/20
Had Intercepted	1	0
Sacked/Yards Lost	2/12	3/12
Punts/Average	3/34.0	3/46.0
Penalties/Yards	5/34	3/25
Fumbles/Lost	1/1	1/1
Possession Time	25:19	34:41

Steelers Packers



WEEK 3
Cincinnati Bengals 24, Pittsburgh Steelers 10
58,076 Heinz Field Sep 26, 2021



Cincinnati Bengals	7	7	10	0	—	24
Pittsburgh Steelers	0	7	0	3	—	10

SCORING DRIVES

TEAM	QTR	TIME	SCORING PLAY	CIN	PIT
Bengals	1	02:54	T.Boyd 17 yd. pass from J.Burrow (E.McPherson kick) (6-42, 3:51)	7	0
Steelers	2	01:04	P.Freiermuth 4 yd. pass from B.Roethlisberger (C.Boswell kick) (15-86, 8:32)	7	7
Bengals	2	00:37	J.Chase 34 yd. pass from J.Burrow (E.McPherson kick) (3-75, 0:27)	14	7
Bengals	3	08:47	E.McPherson 43 yd. Field Goal (10-55, 6:13)	17	7
Bengals	3	06:18	J.Chase 9 yd. pass from J.Burrow (E.McPherson kick) (3-19, 1:33)	24	7
Steelers	4	08:09	C.Boswell 26 yd. Field Goal (18-88, 9:03)	24	10

CINCINNATI BENGALS

PASSING	ATT	CP	YDS	SK/YD	TD	LG	INT	RTG
Joe Burrow	18	14	172	0/0	3	34t	1	122.9
TOTAL	18	14	172	0/0	3	34T	1	122.9

RUSHING	ATT	YDS	AVG	LG	TD
Joe Mixon	18	90	5.0	27	0
Joe Burrow	5	7	1.4	8	0
Samaje Perine	1	-1	-1.0	-1	0
TOTAL	24	96	4.0	27	0

RECEIVING	NO	YDS	AVG	LG	TD
Ja'Marr Chase	4	65	16.3	34t	2
Tyler Boyd	4	36	9.0	17t	1
Chris Evans	2	26	13.0	14	0
Mike D. Thomas	1	19	19.0	19	0
Auden Tate	1	14	14.0	14	0
Samaje Perine	1	8	8.0	8	0
Joe Mixon	1	4	4.0	4	0
TOTAL	14	172	12.3	34T	3

TOP DEFENSE	TOT	SOLO	AST	SCK	YDS	INT
Logan Wilson	14	6	8	0.0	0.0	2
Jessie Bates III	9	6	3	0.0	0.0	0
Eli Apple	8	4	4	0.0	0.0	0

FIELD GOALS	FGM/FGA	PERCENT	RESULTS
Evan McPherson	1-1	100.0	43G
TOTAL	1-1	100.0	

PITTSBURGH STEELERS

PASSING	ATT	CP	YDS	SK/YD	TD	LG	INT	RTG
Ben Roethlisberger	58	38	318	4/21	1	29	2	70.9
TOTAL	58	38	318	4/21	1	29	2	70.9

RUSHING	ATT	YDS	AVG	LG	TD
Najee Harris	14	40	2.9	20	0
Ben Roethlisberger	1	5	5.0	5	0
TOTAL	15	45	3.0	20	0

RECEIVING	NO	YDS	AVG	LG	TD
Najee Harris	14	102	7.3	21	0
Chase Claypool	9	96	10.7	29	0
Ray-Ray McCloud	3	33	11.0	24	0
JuJu Smith-Schuster	3	25	8.3	16	0
Pat Freiermuth	3	22	7.3	15	1
James Washington	3	20	6.7	8	0
Cody White	2	17	8.5	11	0
Derek Watt	1	3	3.0	3	0
TOTAL	38	318	8.4	29	1

TOP DEFENSE	TOT	SOLO	AST	SCK	YDS	INT
Cameron Heyward	5	1	4	0.0	0.0	0
Joe Schobert	5	4	1	0.0	0.0	0
Terrell Edmunds	5	2	3	0.0	0.0	1

FIELD GOALS	FGM/FGA	PERCENT	RESULTS
Chris Boswell	1-2	50.0	42WL, 26G
TOTAL	1-2	50.0	

Team Statistics

First Downs	12	21
3rd-Down Eff. (Made/Att/Pct)	3/9/33%	9/19/47%
4th-Down Eff. (Made/Att/Pct)	0/0/0%	0/2/0%
Total Net Yards	268	342
Total Plays	42	77
Yards Per Play	6.4	4.4
Rushes/Net Yards	24/96	15/45
Net Passing	172	297
Pass Attempts/Completions	18/14	58/38
Had Intercepted	1	2
Sacked/Yards Lost	0/0	4/21
Punts/Average	5/48.2	4/40.5
Penalties/Yards	10/89	10/73
Fumbles/Lost	0/0	1/0
Possession Time	24:38	35:22

Bengals Steelers



26

WEEK 2
Las Vegas Raiders 26, Pittsburgh Steelers 17
63,707 🇺🇸 Heinz Field 🇺🇸 Sep 19, 2021



17

Las Vegas Raiders	3	6	7	10	—	26
Pittsburgh Steelers	0	7	0	10	—	17

SCORING DRIVES

TEAM	QTR	TIME	SCORING PLAY	LV	PIT
Raiders	1	03:10	D.Carlson 46 yd. Field Goal (5-12, 2:34)	3	0
Raiders	2	09:34	D.Carlson 33 yd. Field Goal (8-47, 3:58)	6	0
Steelers	2	06:25	J.Smith-Schuster 3 yd. run (C.Boswell kick) (7-75, 3:09)	6	7
Raiders	2	00:02	D.Carlson 41 yd. Field Goal (13-53, 6:23)	9	7
Raiders	3	05:02	F.Moreau 9 yd. pass from D.Carr (D.Carlson kick) (7-82, 4:09)	16	7
Steelers	4	11:15	N.Harris 25 yd. pass from B.Roethlisberger (C.Boswell kick) (5-80, 1:41)	16	14
Raiders	4	09:35	H.Ruggs 61 yd. pass from D.Carr (D.Carlson kick) (5-75, 1:40)	23	14
Steelers	4	03:42	C.Boswell 56 yd. Field Goal (8-30, 2:09)	23	17
Raiders	4	00:20	D.Carlson 45 yd. Field Goal (7-46, 3:22)	26	17

LAS VEGAS RAIDERS

PASSING	ATT	CP	YDS	SK/YD	TD	LG	INT	RTG
Derek Carr	37	28	382	2/9	2	61T	0	126.2
TOTAL	37	28	382	2/9	2	61T	0	126.2

RUSHING	ATT	YDS	AVG	LG	TD
Peyton Barber	13	32	2.5	13	0
Kenyan Drake	7	9	1.3	5	0
Derek Carr	4	9	2.3	5	0
Henry Ruggs III	1	2	2.0	2	0
TOTAL	25	52	2.1	13	0

RECEIVING	NO	YDS	AVG	LG	TD
Henry Ruggs III	5	113	22.6	61T	1
Darren Waller	5	65	13.0	25	0
Hunter Renfrow	5	57	11.4	23	0
Kenyan Drake	5	46	9.2	13	0
Bryan Edwards	3	40	13.3	18	0
Foster Moreau	2	34	17.0	25	1
Derek Carrier	2	13	6.5	9	0
Willie Snead IV	1	14	14.0	14	0
TOTAL	28	382	13.6	61T	2

TOP DEFENSE	TOT	SOLO	AST	SCK	YDS	INT
Denzel Perryman	12	6	6	0.0	0.0	0
Johnathan Abram	7	5	2	0.0	0.0	0
Trayvon Mullen Jr.	7	6	1	0.0	0.0	1

FIELD GOALS	FGM/FGA	PERCENT	RESULTS
Daniel Carlson	4-4	100.0	46G, 33G, 41G, 45G
TOTAL	4-4	100.0	

PITTSBURGH STEELERS

PASSING	ATT	CP	YDS	SK/YD	TD	LG	INT	RTG
Ben Roethlisberger	40	27	295	2/3	1	52	1	87.0
TOTAL	40	27	295	2/3	1	52	1	87.0

RUSHING	ATT	YDS	AVG	LG	TD
Najee Harris	10	38	3.8	14	0
JuJu Smith-Schuster	1	3	3.0	3t	1
Benny Snell Jr.	2	1	0.5	1	0
Chase Claypool	1	-3	-3.0	-3	0
TOTAL	14	39	2.8	14	1

RECEIVING	NO	YDS	AVG	LG	TD
Diontae Johnson	9	105	11.7	41	0
JuJu Smith-Schuster	6	41	6.8	17	0
Najee Harris	5	43	8.6	25t	1
Pat Freiermuth	4	36	9.0	14	0
Chase Claypool	3	70	23.3	52	0
TOTAL	27	295	10.9	52	1

TOP DEFENSE	TOT	SOLO	AST	SCK	YDS	INT
Joe Schobert	10	6	4	0.0	0.0	0
Robert Spillane	10	7	3	0.0	0.0	0
Cameron Heyward	7	4	3	0.0	0.0	0

FIELD GOALS	FGM/FGA	PERCENT	RESULTS
Chris Boswell	1-1	100.0	56G
TOTAL	1-1	100.0	

Team Statistics

First Downs	22	17
3rd-Down Eff. (Made/Att/Pct)	5/13/38%	5/12/42%
4th-Down Eff. (Made/Att/Pct)	1/1/100%	0/1/0%
Total Net Yards	425	331
Total Plays	64	56
Yards Per Play	6.6	5.9
Rushes/Net Yards	25/52	14/39
Net Passing	373	292
Pass Attempts/Completions	37/28	40/27
Had Intercepted	0	1
Sacked/Yards Lost	2/9	2/3
Punts/Average	4/47.5	4/49.3
Penalties/Yards	5/40	5/43
Fumbles/Lost	2/0	1/0
Possession Time	34:22	25:38

Raiders Steelers



WEEK 1
Pittsburgh Steelers 23, Buffalo Bills 16
69,787 🌈 Highmark Stadium 🌈 Sep 12, 2021



Pittsburgh Steelers	0	0	6	17	—	23
Buffalo Bills	3	7	0	6	—	16

SCORING DRIVES

TEAM	QTR	TIME	SCORING PLAY	PIT	BUF
Bills	1	13:30	T.Bass 37 yd. Field Goal (4-5, 1:30)	0	3
Bills	2	00:22	G.Davis 3 yd. pass from J.Allen (T.Bass kick) (13-91, 5:39)	0	10
Steelers	3	10:23	C.Boswell 24 yd. Field Goal (10-69, 4:37)	3	10
Steelers	3	01:47	C.Boswell 20 yd. Field Goal (11-62, 4:01)	6	10
Steelers	4	11:19	D.Johnson 5 yd. pass from B.Roethlisberger (C.Boswell kick) (4-52, 2:23)	13	10
Steelers	4	09:45	U.Gilbert 9 yd. return of blocked punt (C.Boswell kick)	20	10
Bills	4	05:23	T.Bass 25 yd. Field Goal (9-67, 4:22)	20	13
Steelers	4	02:42	C.Boswell 45 yd. Field Goal (9-48, 2:41)	23	13
Bills	4	00:46	T.Bass 42 yd. Field Goal (10-40, 1:56)	23	16

PITTSBURGH STEELERS

PASSING	ATT	CP	YDS	SK/YD	TD	LG	INT	RTG
Ben Roethlisberger	32	18	188	2/11	1	24	0	83.9
TOTAL	32	18	188	2/11	1	24	0	83.9

RUSHING	ATT	YDS	AVG	LG	TD
Najee Harris	16	45	2.8	18	0
Chase Claypool	1	25	25.0	25	0
Ben Roethlisberger	4	5	1.3	8	0
TOTAL	21	75	3.6	25	0

RECEIVING	NO	YDS	AVG	LG	TD
Diontae Johnson	5	36	7.2	14	1
JuJu Smith-Schuster	4	52	13.0	24	0
Chase Claypool	3	45	15.0	22	0
James Washington	2	10	5.0	9	0
Pat Freiermuth	1	24	24.0	24	0
Eric Ebron	1	19	19.0	19	0
Najee Harris	1	4	4.0	4	0
Zach Gentry	1	-2	-2.0	-2	0
TOTAL	18	188	10.4	24	1

TOP DEFENSE	TOT	SOLO	AST	SCK	YDS	INT
Devin Bush	10	6	4	0.0	0.0	0
Minkah Fitzpatrick	10	6	4	0.0	0.0	0
James Pierre	6	6	0	0.0	0.0	0

FIELD GOALS	FGM/FGA	PERCENT	RESULTS
Chris Boswell	3-3	100.0	24G, 20G, 45G
TOTAL	3-3	100.0	

BUFFALO BILLS

PASSING	ATT	CP	YDS	SK/YD	TD	LG	INT	RTG
Josh Allen	51	30	270	3/16	1	37	0	79.7
TOTAL	51	30	270	3/16	1	37	0	79.7

RUSHING	ATT	YDS	AVG	LG	TD
Devin Singletary	11	72	6.5	25	0
Josh Allen	9	44	4.9	11	0
Matt Breida	4	4	1.0	7	0
Isaiah McKenzie	1	-3	-3.0	-3	0
TOTAL	25	117	4.7	25	0

RECEIVING	NO	YDS	AVG	LG	TD
Stefon Diggs	9	69	7.7	13	0
Cole Beasley	8	60	7.5	12	0
Emmanuel Sanders	4	52	13.0	16	0
Dawson Knox	4	41	10.3	13	0
Devin Singletary	3	8	2.7	5	0
Gabriel Davis	2	40	20.0	37	1
TOTAL	30	270	9.0	37	1

TOP DEFENSE	TOT	SOLO	AST	SCK	YDS	INT
Taron Johnson	7	7	0	0.0	0.0	0
Jordan Poyer	6	5	1	1.0	10.0	0
Micah Hyde	6	5	1	0.0	0.0	0

FIELD GOALS	FGM/FGA	PERCENT	RESULTS
Tyler Bass	3-3	100.0	37G, 25G, 42G
TOTAL	3-3	100.0	

Team Statistics

	Steelers	Bills
First Downs	16	22
3rd-Down Eff. (Made/Att/Pct)	4/12/33%	8/18/44%
4th-Down Eff. (Made/Att/Pct)	0/0/0%	1/3/33%
Total Net Yards	252	371
Total Plays	55	79
Yards Per Play	4.6	4.7
Rushes/Net Yards	21/75	25/117
Net Passing	177	254
Pass Attempts/Completions	32/18	51/30
Had Intercepted	0	0
Sacked/Yards Lost	2/11	3/16
Punts/Average	5/41.4	4/34.3
Penalties/Yards	5/32	8/81
Fumbles/Lost	1/0	4/1
Possession Time	26:43	33:17

THE LAST TIME THE STEELERS/OPPONENT...

Overtime Game Won

By Steelers – Pittsburgh 23, Seattle 20, 10/17/21
By Opponent – Chicago 23, Pittsburgh 17, 9/24/17

Tie Game

Home – Pittsburgh 16, Detroit 16, 11/14/21
Away – Pittsburgh 21, at Cleveland 21, 9/9/18

Shutout

By Steelers – Pittsburgh 27, St. Louis 0, 12/24/11
By Opponent – Jacksonville 9, Pittsburgh 0, 9/18/06

Kickoff Returned for a TD

By Steelers – **JuJu Smith Schuster** (96 yards) vs. Cleveland, 12/31/17
By Opponent – Jacoby Jones (108 yards) vs. Baltimore, 11/2/14

Punt Returned for a TD

By Steelers – **Diontae Johnson** (85 yards) vs. Arizona, 12/8/19
By Opponent – Desmond King II vs. L.A. Chargers, 12/12/18

Intercepted Pass Returned for a TD

By Steelers – **Joe Haden** (14 yards) vs. Baltimore, 12/2/20
By Opponent – Mike Hilton (24 yards) at Cincinnati, 11/28/21

Fumble Returned for a TD

By Steelers – **Minkah Fitzpatrick** (43 yards) vs. L.A. Rams, 11/10/19
By Opponent – DeAndre Houston-Carson (25 yards) vs. Chicago, 11/8/21

Blocked Punt

By Steelers – **Miles Killebrew** at L.A. Chargers, 11/21/21
By Opponent – Javorius Allen at Baltimore, 11/6/16

Blocked Punt for a TD

By Steelers – **Ulysees Gilbert III** (8 yards) at Buffalo, 9/12/21
By Opponent – Chris Moore (14 yards) at Baltimore, 11/6/16

Blocked Field Goal

By Steelers – J.J. Fort at New Orleans, 12/23/18
By Opponent – Justin Simmons at Denver, 11/25/18

Blocked Field Goal for a TD

By Steelers – Bob O'Neill (73 yards) vs. Chicago Cardinals, 10/13/57
By Opponent – Chris Moore (14 yards) at Baltimore, 11/6/16

Blocked PAT

By Steelers – **Cameron Heyward** vs. Indianapolis, 11/3/19
By Opponent – Tyrone Crawford at Dallas, 11/8/20



Minkah Fitzpatrick Intercepted Pass for a TD 10/7/18 vs. Atlanta

Safety Scored

By Steelers – vs. Denver (Sam Martin tackled in endzone by **Derek Watt**), 9/20/20
By Opponent – at Baltimore Ravens (Devlin Hodges called for intentional grounding in the endzone), 12/29/19

Two 100-Yard Rushers in Same Game

By Steelers – at Carolina (Le'Veon Bell 147, LeGarrette Blount 118), 9/21/14
By Opponent – None

200 Yards Rushing

By Steelers – Le'Veon Bell (236 yards) at Buffalo, 12/11/16
By Opponent – Dalvin Cook (205 yards) at Minnesota, 12/9/21

300 Yards Passing

By Steelers – **Ben Roethlisberger** (308 yards) at Minnesota, 12/9/21
By Opponent – Justin Herbert (382 yards) at L.A. Chargers, 11/21/21

400 Yards Passing

By Steelers – **Ben Roethlisberger** (402 yards) at Denver, 11/25/18
By Opponent – Ryan Fitzpatrick (411 yards) at Tampa Bay, 9/24/18

500 Yards Passing

By Steelers – **Ben Roethlisberger** (506 yards) vs. Baltimore, 12/10/17
By Opponent – None

200 Yards Receiving

By Steelers – Markus Wheaton [201 yards] at Seattle, 11/29/15
By Opponent – A.J. Green (224 yards) at Cincinnati, 12/7/14

Four TD Passes

By Steelers – **Ben Roethlisberger** vs. Cincinnati, 11/15/20
By Opponent – Derek Carr vs. Oakland, 11/8/15

Five TD Passes

By Steelers – **Ben Roethlisberger** vs. Carolina, 11/8/18
By Opponent – Russell Wilson at Seattle, 11/29/15

Six TD Passes

By Steelers – **Ben Roethlisberger** vs. Baltimore, 11/2/14
By Opponent – Patrick Mahomes vs. Kansas City, 9/16/18

Three TD Receptions

By Steelers – **Chase Claypool** vs. Philadelphia, 10/11/20
By Opponent – Doug Baldwin at Seattle, 11/29/15

Four TD Receptions

By Steelers – Roy Jefferson vs. Atlanta, 11/3/68
By Opponent – Don Beebe at Buffalo, 9/8/91

Three TDs Rushing

By Steelers – Le'Veon Bell at Buffalo, 12/11/16
By Opponent – Arlen Harris vs. St. Louis, 10/26/03

Four Field Goals

By Steelers – **Chris Boswell** vs. Cleveland, 1/3/22
By Opponent – Justin Tucker vs. Baltimore, 9/30/18

Five Field Goals

By Steelers – **Chris Boswell** at Cincinnati, 10/22/17
By Opponent – Matt Prater at Detroit, 10/29/17

THE LAST TIME THE STEELERS/OPPONENT...

Six Field GoalsBy Steelers – **Chris Boswell** at Cincinnati, 12/18/16

By Opponent – Todd Peterson vs. Seattle, 9/26/99

Three Interceptions

By Steelers – Darren Perry at Cleveland, 9/11/94

By Opponent – Dick Anderson (4) at Miami, 12/3/73

Four Interceptions

By Steelers – Jack Butler vs. Washington, 12/13/53

By Opponent – Dick Anderson at Miami, 12/3/73

Three SacksBy Steelers – **T.J. Watt** vs. Chicago, 11/8/21

By Opponent – Terrell Suggs at Baltimore, 9/11/11

Four SacksBy Steelers – **T.J. Watt** vs. Cleveland, 1/3/22

By Opponent – Alfred Williams vs. Cincinnati, 10/16/94

Five Sacks

By Steelers – Joe Greene at Houston, 12/10/72

By Opponent – None

Gained 500 Yards of Total Offense

By Steelers – 527 (75 rush, 452 pass) at Denver, 11/25/18

By Opponent – 533 (159 rush, 374 pass) at L.A. Chargers, 11/21/21

Limited Team to Under 100 Yards of Total Offense

By Steelers – 98 (81 rush, 17 pass), 10/29/06 at Oakland

By Opponent – 53 (36 rush, 17 pass), 9/10/89 vs. Cleveland

Three Interceptions (TEAM)

By Steelers – at Arizona, 12/8/19

By Opponent – at Tennessee, 10/25/20

Four Interceptions (TEAM)

By Steelers – at Jacksonville, 11/22/20

By Opponent – vs. Buffalo, 12/15/19

Five Interceptions (TEAM)

By Steelers: 12/5/93 vs. New England

By Opponent: 10/8/17 vs. Jacksonville

Five Takeaways (TEAM)

By Steelers – (5) at San Francisco (2 INT, 3 FUM), 9/22/19

By Opponent – (5) vs. Buffalo (4 INT, 1 FUM), 12/15/19

Six Takeaways (TEAM)

By Steelers – (7) at Tennessee (3 INT, 4 FUM), 9/19/10

By Opponent – (6) at Cleveland (4 INT, 2 FUM), 9/9/18

Two 100-Yard Receivers in Same GameBy Steelers – at New Orleans (Brown 185, **Smith-Schuster** 115), 12/23/18

By Opponent – vs. Kansas City (Kelce 109, Watkins 100), 9/16/18

100 Yards Rushing

By Steelers – vs. Cleveland (31-190), 1/3/22

By Opponent – at Kansas City (35-127), 12/26/21

200 Yards Rushing

By Steelers: at Buffalo (42-240), 12/11/16

By Opponent: vs. Tennessee (42-201), 12/19/21

100-Yard Rusher and 100-Yard ReceiverBy Steelers – vs. Denver (**Harris** 122, **Claypool** 130), 11/28/19

By Opponent – at Cincinnati (Mixon 165, Higgins 114), 11/28/21

100-Yard Rusher and Two 100-Yard ReceiversBy Steelers – at Cincinnati (Conner 111, **Smith-Schuster** 111, Brown 105), 10/7/18

By Opponent – at New England (Ridley 115, Gronkowski 143, Dobson 130), 11/3/13

100-Yard Rusher, 300-Yard Passer and 100-Yard ReceiverBy Steelers – at Cleveland (Conner 135, **Roethlisberger** 335, **Smith-Schuster** 119), 9/9/18

By Opponent – vs. Dallas (Elliott 114, Prescott 319, Bryant 116), 1/13/16

100-Yard Rusher, 300-Yard Passer and Two 100-Yard ReceiversBy Steelers – at Cincinnati (Conner 111, **Smith-Schuster** 111, Brown 105, **Roethlisberger** 369), 10/14/18

By Opponent – at New England (Ridley 115, Brady 432, Gronkowski 143, Dobson 130), 11/3/13

100-Yard Rusher and 300-Yard PasserBy Steelers – vs. Indianapolis (D. Williams 134, **Roethlisberger** 364), 12/6/15

By Opponent – at New England (Ridley 115, Brady 432), 11/3/13

100-Yard Receiver and 300-Yard PasserBy Steelers – vs. Cincinnati (**Harris** 116, **Roethlisberger** 318), 9/26/21

By Opponent – at L.A. Chargers (Allen 112, Herbert 382), 11/21/21

Two 100-Yard Receivers and 300-Yard PasserBy Steelers – at New Orleans (Brown 185, **Smith-Schuster** 115, **Roethlisberger** 462), 12/23/18

By Opponent – vs. Kansas City (Kelce 109, Watkins 100, Mahomes 326), 9/16/18

100-Yard Rusher, 100-Yard Receiver, 200-Yard Receiver and 400-Yard Passer

By Steelers: vs. Atlanta (Zereoue 123, Burress 253, Ward 139, Maddox 473), 11/10/02

By Opponent – None

100-Yard Rusher, Two 100-Yard Receivers and 400-Yard Passer

By Steelers: vs. Atlanta (Zereoue 123, Burress 253, Ward 139, Maddox 473), 11/10/02

By Opponent: at New England (Ridley 115, Gronkowski 143, Dobson 130, Brady 432), 11/3/13

Three 100-Yard Receivers and 300-Yard Passer

By Steelers: vs. Chicago Cardinals (Orr 205, McClair 139, Tracy 106, Layne 409), 12/13/58

By Opponent – at St. Louis (D. Williams 114, Conrad 133, Smith 105, Hart 353), 11/10/68

Three Rushing TouchdownsBy Steelers – vs. Cleveland (Connor 1, **Claypool** 1, **Snell** 1), 10/18/20

By Opponent – at Cincinnati (Mixon 2, Burrow 1), 11/28/21

Four Rushing TouchdownsBy Steelers – Detroit (Bettis 3, **Roethlisberger** 1), 1/1/06

By Opponent – at San Diego (McGee 2, Anderson 1, Spencer 1), 12/8/85

THE LAST TIME THE STEELERS/OPPONENT ...

Five Rushing Touchdowns

By Steelers – at Kansas City (Bettis 2, Stewart 2, Pegram 1), 11/3/96
 By Opponent – at Cleveland (Hanulak 3, Morrison 1, Reynolds 1), 12/12/54

Three Touchdown Passes

By Steelers – at L.A. Chargers (**Roethlisberger** 3), 11/21/21
 By Opponent – at L.A. Chargers (Herbert 3), 11/21/21

Four Touchdown Passes

By Steelers – vs. Cincinnati (**Roethlisberger** 4), 11/15/20
 By Opponent – at Oakland (Carr 4), 11/18/15

Five Touchdown Passes

By Steelers – vs. Carolina (**Roethlisberger** 5), 11/8/18
 By Opponent – at Seattle (Wilson 5), 11/29/15

Six Touchdown Passes

By Steelers – vs. Baltimore (**Roethlisberger** 6), 11/2/14
 By Opponent – vs. Kansas City (Mahomes 6), 9/16/18

Six Sacks

By Steelers – at Jacksonville (6-40), 11/18/18
 By Opponent – vs. Baltimore (6-34), 11/20/05

Seven or more Sacks

By Steelers – vs. Cleveland (9-46), 1/3/2
 By Opponent – at Cleveland (8-60), 12/20/09

Two Opponent Fumble Recoveries

By Steelers – vs. Cincinnati (**Snell** 1, Nelson 1), 11/15/20
 By Opponent – at New Orleans (Okafor 1, Davis 1), 12/23/18

Three Opponent Fumble Recoveries

By Steelers – vs. Tennessee (**Fitzpatrick** 1, **Watt** 1, **Haden** 1), 12/19/21
 By Opponent – at Cleveland (Schobert 2, Peppers 1), 9/9/18

Shutout on Road

By Steelers – at Cleveland (41-0), 12/24/05
 By Opponent – at Baltimore (0-27), 11/26/06

Shutout at Home

By Steelers – vs. St. Louis (27-0), 12/24/11
 By Opponent – vs. Baltimore (0-16), 9/3/00

Overtime Win away from Pittsburgh

By Steelers – at Buffalo (19-16), 11/28/10
 By Opponent – at Dallas (27-24), 12/16/12

Overtime Win in Pittsburgh

By Steelers – vs. Seattle (23-20), 10/17/21
 By Opponent – vs. Baltimore (23-20), 10/1/15

40 Points

By Steelers – vs. Atlanta (41-17), 10/17/18
 By Opponent – at Cincinnati (41-10), 11/28/21

50 Points

By Steelers – vs. Carolina (52-21), 11/8/18
 By Opponent – at New England (55-31), 11/3/13

Two-Point Conversion

By Steelers – at Minnesota (**Roethlisberger** - **Johnson** pass), 12/9/21
 By Opponent – vs. Denver (Driskel-Fant pass), 9/20/20

Missed Point-After-Touchdown Attempt

By Steelers – vs. Chicago (**Chris Boswell** missed kick), 11/8/21
 By Opponent – at Buffalo (Tyler Bass missed wide right), 12/13/20