



Steelers at Ravens

Saturday, Jan. 11

8 p.m. ET

Baltimore, MD

M&T Bank Stadium





UPMC Rooney Sports Complex
3400 South Water Street Pittsburgh, PA 15203
(412) 432-7820

@Steelers | @SteelersPRDept www.Steelers.com | www.NFL.com

PITTSBURGH STEELERS GAME RELEASE WILD CARD ROUND

BALTIMORE RAVENS

GAME INFORMATION

	Saturday, January 11 8 p.m. ET	M&T Bank Stadium Baltimore, MD Capacity 71,008 // Natural Grass
	Prime Video Locally WPXI-TV	AI Michaels (play-by-play) Kirk Herbstreit (analysis) Kaylee Hartung (field reporter)
	Steelers Audio Network (48 affiliates) 102.5 WDFE-FM (Pittsburgh) 970 WBGG-AM (Pittsburgh)	Rob King (play-by-play) Craig Wolfley (analysis) Max Starks (field reporter) Missi Matthews (field reporter)
	Westwood One 	Ryan Radtke (play-by-play) Mike Golic (analysis) Ross Tucker (field reporter)

THE SERIES

All-Time	Steelers lead, 36-26	Last: Ravens Win, 34-17 (Dec. 21, 2024)
Home	Steelers lead, 21-12	Last: Steelers Win, 18-16 (Nov. 17, 2024)
Away	Steelers lead, 15-14	Last: Ravens Win, 34-17 (Dec. 21, 2024)
Playoffs	Steelers lead, 3-1	Last: Ravens Win, 30-17 (Jan. 3, 2015)

THE COACHES

	Head Coach	At Franchise	Overall	vs. Opp
Steelers	Mike Tomlin	183-107-2 (18)	183-107-2 (18)	20-16
Ravens	John Harbaugh	172-104 (17)	172-104 (17)	15-19

2024 REGULAR SEASON SCHEDULE (10-7)

Day	Date	Opponent	TV	Time/Result
Sun.	Sept. 8	at Atlanta		W, 18-10
Sun.	Sept. 15	at Denver		W, 13-6
Sun.	Sept. 22	L.A. Chargers		W, 20-10
Sun.	Sept. 29	at Indianapolis		L, 24-27
Sun.	Oct. 6	Dallas*		L, 17-20
Sun.	Oct. 13	at Las Vegas*		W, 32-13
Sun.	Oct. 20	N.Y. Jets*		W, 37-15
Mon.	Oct. 28	N.Y. Giants*		W, 26-18
BYE WEEK				
Sun.	Nov. 10	at Washington*		W, 28-27
Sun.	Nov. 17	Baltimore*		W, 18-16
Thur.	Nov. 21	at Cleveland*		L, 19-24
Sun.	Dec. 1	at Cincinnati*		W, 44-38
Sun.	Dec. 8	Cleveland*		W, 27-14
Sun.	Dec. 15	at Philadelphia*		L, 13-27
Sat.	Dec. 21	at Baltimore*		L, 17-34
Wed.	Dec. 25	Kansas City*		L, 10-29
Sat.	Jan. 4	Cincinnati*		L, 17-19
Sat.	Jan. 11	at Baltimore		8 p.m.

NOTE: All times are Eastern

Home games in **BOLD**

WHAT'S INSIDE

3	Covering the Steelers	83	NFL Standings	336-340	Drive Charts/Opening Drives	365	Ind. GBG (Rushing)
4	Countdown to Kickoff	84	Steelers Record When...	341-342	Drive Production (GBG)/Opp.	366	Ind. GBG (Receiving)
5-8	Primetime Games	85-88	Roster Information	343-344	Scoring Drives/Opp.	367-369	Ind. GBG (Defense)
9-12	Saturday Games	89	How the Roster was Built	345-346	Longest Drives/Opp.	370	Ind. GBG (Fumble Returns)
13	Connections w/ Ravens	90	Depth Chart	347-348	Red-Zone Efficiency	371	Ind. GBG (Int. Returns)
14-17	Series History w/ Ravens	91-322	Player Pages	349	Yards Gained by Down	372-373	Ind. GBG (Special Teams)
18	Last Meeting w/ Ravens	323-324	Results/Individual Statistics	350	Third Down Efficiency/Opp.	374	Ind. GBG (Punting)
19-22	vs. AFC North	325	Special Teams Tackles	351	Fourth Down Efficiency/Opp.	375	Ind. GBG (Field Goals)
23-46	Team Notes	326	Game-by-Game Starters	352-356	Defensive Summaries	376	Ind. GBG (Kickoff Returns)
46-60	Individual Defense Notes	327	Participation	357	Defensive Stats (GBG)	377	Ind. GBG (Punt Returns)
60-71	Individual Offense Notes	328-329	Individual Game Highs	358	Team Rankings	378-394	Game Summaries
71-75	Ind. Special Teams Notes	330	Big Yardage Games	359	NFL Rankings	395-397	The Last Time (Postseason)
75	Miscellaneous Notes	331-332	Big Pass Plays/Run Plays	360-361	Offense/Defense (GBG)	398-452	Steelers in the Postseason
76-81	Mike Tomlin Notes	333-334	Big Plays (GBG)/Opp.	362-363	Turnover Chart	453-454	Postseason Starting QBs
82	Mike Tomlin's Record When	335	Big Returns/Opp.	364	Ind. GBG (Passing)		

PITTSBURGH STEELERS COMMUNICATION STAFF CONTACTS

STAFF MEMBER

Burt Lauten, Senior Director of Communications
Michael Bertsch, Assistant Director of Communications
Angela Tegnella, Communications Manager
MacKaiya Cherry, Communications Coordinator
Spencer Krock, Communications Intern

EMAIL

lautenb@steelers.nfl.com
bertschm@steelers.nfl.com
tegnellaa@steelers.nfl.com
cherrym@steelers.nfl.com
krocks@steelersnfl.com

WEEKLY MEDIA SCHEDULE

- The Steelers will make head coach **Mike Tomlin** available for a press conference at **Noon ET on Monday, Jan. 6**. Tomlin will be available in the media work room at the **UPMC Rooney Sports Complex**.

Monday, Jan. 6

- Mike Tomlin** press conference: Noon
- Open locker room: 12:30 – 1:15 p.m.

Tuesday, Jan. 7

- Pre-practice open locker room: 10:45 – 11 a.m.
- Practice: 12:30 - 2:30 p.m.
- Mike Tomlin** available upon request after practice on the field
- Post-practice open locker room: 2:30 – 3 p.m.

Wednesday, Jan. 8

- Pre-practice open locker room: 10:45 – 11 a.m.
- Teryl Austin, Arthur Smith** available after walk thru in the media room: approx. 11:45 a.m. ET
- Practice: 12:30 - 2:30 p.m.
- Post-practice open locker room: 2:30 – 3 p.m.

Thursday, Jan. 9

- Practice: 10:55 a.m. – 12:45 p.m.
- Mike Tomlin** available upon request after practice on the field
- Post-practice open locker room: 12:45 – 1:30 p.m.

Friday, Jan. 10

- No media availability: day before game

Saturday, Jan. 11

- Pittsburgh Steelers at Baltimore Ravens: 8 p.m. (Prime Video, locally WPXI-TV)

Schedule subject to change*PITTSBURGH STEELERS ON OMG**

- The Steelers media website is www.NFLOMG.com. Please follow the link and click on the Steelers logo to access the team's page.
- For general access to the NFL OMG site, use the following user name (steelersmedia) and password (steelersmedia).
- For customized access to the NFL OMG site, please email **Michael Bertsch** at BertschM@steelers.nfl.com, **MacKaiya Cherry** at CherryM@steelers.nfl.com and/or **Spencer Krock** at KrockS@steelers.nfl.com. An account will be setup that utilizes your email address as your username and "SteelersMedia" as your password.
- The Steelers interactive site will contain the complete 2024 Media Guide, all weekly game releases, player bios and rosters, Steelers staff information and bios, weekly flip cards, a game tracker, all Steelers team and individual records and statistics, Steelers historical information, daily press releases and transcripts and much more.
- The game releases and media guide are updated weekly during the season and available in a PDF format. Team notes, player bios, team and individual records, miscellaneous stats and game summaries are updated following each game and posted on the site.
- On gamedays, the site will host live statistics, updated player notes, postgame quotes and more. It is an easy-to-use, one-stop shop for all media needs and information regarding the Steelers.

NFLCOMMUNICATIONS.COM

- Journalists worldwide have access to the dedicated media website featuring news from the NFL and its teams. Daily releases, statistics, domestic and international NFL updates and other information about the NFL are available.

STEELERS RADIO COVERAGE

For the 25th consecutive year, WDVE-FM (102.5) and WBGW-AM (970) are carrying all Steelers games.

Additionally, Steelers games can be heard on a 48-station network spanning Pennsylvania, West Virginia, Ohio, Maryland, New York and South Carolina. All Steelers games will be broadcast in both English and Spanish on Steelers.com.

For the first season, Rob King serves as the "Voice of the Steelers" and handles play-by-play duties for the broadcast. Joining King for his 23rd season is former Steelers offensive lineman Craig Wolfley, who provides analysis. In her sixth year, Missi Matthews will be on the sideline throughout the regular season. Former Steelers offensive lineman Max Starks will also provide sideline analysis.

Fans in Mexico can also listen to Steelers broadcasts on Grupo Imagen and games are heard on www.steelers.com/espanol. Stations on the Steelers Radio Network include:

FLAGSHIP STATIONS

WDVE-FM (102.5), WBGW-AM (970)

AFFILIATES**PENNSYLVANIA**

Altoona-WVAM (1430)
 Altoona-WRKY (104.9)
 Beaver Falls-WBVP (1230)
 Beaver Falls-WMBA (1460)
 Bedford-WBVE (107.5)
 Butler-WISR (680)
 Chambersburg-WCHA (800)
 Clarendon-WKNB (104.3)
 Clarion-WCCR (92.7)
 Cooperstown-WUUZ (107.7)
 DuBois-WIFT (102.1)
 DuBois-WKFT (101.3)
 Erie-WRKT (104.9)
 Johnstown-WNTJ (1490)
 Johnstown-WRKW (99.1)
 Latrobe-WCHS (1480)
 Milton-WVLY (100.9)
 Saegertown-WUZZ (94.3)
 Somerset-WNTI (990)
 Starview-WONN (92.7)
 State College-WQWK (1450)

PENNSYLVANIA

Uniontown-WMBS (590)
 Washington-WJPA (1450)
 Williamsport-WCXR (99.3)
 Williamsport-WZXR (103.7)

MARYLAND

Cumberland-WRQE (106.1)
 Hagerstown-WHAG (1410)

OHIO

Fremont-WOHF (92.1)
 Marietta-WJAW (630)
 Youngstown-WNIO (1390)

VIRGINIA

Vienna-WDMX (100.1)

WEST VIRGINIA

Fairmont-WRLF (94.3)
 Fairmont-WMMN (920)
 New Martinsville-WXCR (92.3)

OFFICIAL STEELERS WEBSITE

- Media and fans can read about the latest Steelers news on the official Steelers website. The site, www.steelers.com, features breaking news statistics, player biographies and much more.

STEELERS NATION HD RADIO

- Steelers Nation Radio is a 24-hour/day HD radio station dedicated specifically to the Pittsburgh Steelers. It can be heard on www.steelers.com, the official Steelers app or the iheart app on your smartphone, and at 102.5 WDVE HD2.
- A daily schedule of what is on Steelers Nation HD Radio is available at www.facebook.com/steelersnationradio.

@STEELERSPREDEPT

The Steelers Communications Department has created an X account for media to follow for news and information. The department's X account is the primary platform for how the team disseminates news and information including press releases, media advisories, practice and media availability times and more.

COUNTDOWN TO KICKOFF	
1,000	Najee Harris is the only player in the NFL to register 1,000 yards rushing in each of the last four seasons (Derrick Henry and Tony Pollard have now accomplished the feat in three straight seasons).
211	Cameron Heyward has played in 211 regular-season games for the Steelers, which is the fourth-most in franchise history and most by a defensive player.
196.5	T.J. Watt and Cameron Heyward's 196.5 combined career sacks is the fourth-most since 1982, when the individual sack became an official statistic (through the final season the two were teammates and had both only played for one NFL team).
196.5	T.J. Watt and Cameron Heyward have combined for 196.5 sacks, 15 Pro Bowl selections, seven All-Pro nods, 419 QB hits, 256 TFL, 107 passes defended, 41 forced fumbles, 28 takeaways, 27 strip sacks, 19 fumble recoveries and nine interceptions.
183	Mike Tomlin has registered 183 regular-season victories, which is tied with Tom Landry for the eighth-most by a head coach since the 1970 AFL-NFL merger.
158	Chris Boswell's 158 points in 2024 are tied for the fifth-most by any kicker since the 1970 AFL-NFL merger.
93.1	Chris Boswell has made 81-of-87 field goal attempts in his NFL career in the fourth quarter and overtime. He ranks second in field goal percentage (93.1%) in the fourth quarter and overtime among all NFL kickers with at least 75 such field goal attempts since 2000.
88.5	Cameron Heyward's 88.5 career sacks are the most by a Steelers' defensive lineman in franchise history, second-most by an active defensive tackle and second-most in franchise history.
88.0	Chris Boswell is 272-of-309 on career FG attempts (88.0%), including 123-of-153 (80.4%) from 40+ yards. He ranks second in FG percentage (88.0%) among all NFL kickers with at least 300 FG attempts since the 1970 AFL-NFL merger.
85.7	Chris Boswell has made 18 of 21 career FGs (85.7%) in the final two minutes of regulation and overtime (including playoffs).
82.7	Chris Boswell has made 43-of-52 (82.7%) career FGs of 50+ yards, including 36 of his last 42. His 82.7 career FG percentage of 50+ yards is the highest in the NFL since the 1970 AFL-NFL merger (min. 50).
65	Pat Freiermuth caught 65 passes for 653 yards (10.0 avg.) and seven TDs in 2024. His 65 receptions and seven receiving TDs were tied for the eighth-most and tied for the fourth-most by a tight end in 2024.
63	Pittsburgh has played 63 playoff games since the 1970 AFL-NFL merger, which is the most since the 1970 AFL-NFL merger.
48.0	T.J. Watt has registered 48.0 sacks in 45 career games vs. AFC North foes, which is the most by any player since the division was adopted after the restructuring of the 2002 NFL season when the League realigned divisions after expanding to 32 teams.
41-44	Chris Boswell is 41-of-44 on FG attempts (93.2%), including 20-of-23 (87.0%) on attempts of 40+ yards. His 41 field goals made in 2024 are the most by any kicker since David Akers had 44 in 2011. His 41 field goals made in 2024 are the second-most by any kicker since the 1970 AFL-NFL merger.
41	Pittsburgh has had an NFL-best 41 seasons since the 1970 AFL-NFL merger in which the team has finished above .500. The Steelers also have 21 consecutive winning seasons from 2004-24, which is the longest active streak in the NFL, longest streak in team history and tied for the longest streak in NFL history (Dallas, 1965-85).
36	The Steelers own a 36-27 (.571) record in the playoffs since the 1970 AFL-NFL merger. Pittsburgh's 36 playoff victories are tied with New England for the second-most since the 1970 AFL-NFL merger.
35.29%	The Steelers ranked second in the NFL in third-down defense in 2024. Pittsburgh's opponents converted just 35.29% of their third-downs, which was the sixth-best third-down defense by the Steelers since 2000.
33	Pittsburgh recorded 33 takeaways in 2024, which was tied for the most in the NFL
32	Pittsburgh allowed 32 points in the third quarter in 2024, which was the fewest in the NFL. The Steelers' 32 points allowed in the third quarter was the fewest by the Steelers since 2008 (29).
+27	Pittsburgh has a +27 turnover margin since the start of the 2023 season, which is the best in the NFL over the span.
22	The Steelers forced 22 fumbles in 2024, which was tied for the most in the NFL.
18	Mike Tomlin secured his 18th straight non-losing season with the Steelers with the 44-38 victory in Week 13, a streak dating back to his first season as the team's head coach in 2007. He is the only head coach in NFL history to begin a head coaching tenure with at least 18 consecutive non-losing seasons.
17.0	T.J. Watt has registered 17.0 sacks in 16 career games vs. Baltimore. James Harrison (16.0) is the only player in NFL history with 16.0+ sacks against the Ravens and it took him 27 career games.
17-17	Chris Boswell has connected on 17-of-17 field goal attempts (100.0%) in his post-season career. He is seven-of-seven (100.0%) on attempts of 40 yards or longer.
+16	Pittsburgh had a +16 turnover margin in 2024, which was the second-best in a season since the 1970 AFL-NFL merger.
10.0+	T.J. Watt has registered six double-digit sack seasons in his eight-year career.
10	Mike Tomlin has recorded 10+ wins in a season 11 times in his career, which is tied with Andy Reid for the second-most since 2007 (Bill Belichick, 14).

COUNTDOWN TO KICKOFF	
10	Pittsburgh has recorded 10 or more wins in 28 different seasons since the 1970 NFL-AFL merger. The 28 different 10-win seasons are the second-most in the League over the span (Dallas, 29).
10-10	Cameron Heyward is the first defensive lineman with 10+ tackles for loss and 10+ passes defended in a season since Cameron Jordan (New Orleans) in 2017.
10	The Steelers limited 10 opponents below 100 rushing yards in 2024, which ranked tied for third in the NFL.
10-2	Pittsburgh will play Baltimore for the third time this season when they meet in the AFC Wild Card playoff game. The Steelers are 10-2 (.833) all-time in the third match-up of the season in such games, including 3-1 against the Ravens (2001, 2008, 2010 and 2014).
TOP 10	The Steelers ranked 10th in the NFL in punt return average (10.3) and sixth in the NFL in opponent's punt return average (7.1) in 2024. Pittsburgh was one of four teams in the NFL to rank in the top 10 in both in 2024.
9	Pittsburgh's nine playoff road wins are tied for the fifth-most since the 1970 AFL-NFL merger.
8	The Steelers forced multiple fumbles in eight games in 2024, which was the most in the NFL.
8.0	Cameron Heyward's six seasons of 8.0 or more sacks are tied for the fourth-most by a defensive tackle since 1982.
TOP 8	T.J. Watt ranks among the top eight active players in strip sacks (2nd), forced fumbles (1st), QB hits (4th), fumble recoveries (t-4th), sacks (4th) and TFL (t-7th).
TOP 8	T.J. Watt registered 61 tackles (40 solo), 11.5 sacks, four passes defended, 19 tackles for loss, 27 QB hits, six forced fumbles, three strip sacks, two takeaways and two fumble recoveries in 2024. He is the only player in the NFL that ranks among the top eight in the League in strip sacks (t-1st), forced fumbles (1st), QB hits (6th), fumble recoveries (t-7th), sacks (8th) and tackles for loss (2nd).
6	Pittsburgh registered six redzone takeaways in 2024, which was tied for the most in the NFL
6	Chris Boswell is the first player in NFL history with six made FGs in three career games and joined John Carney (1993) as the only kickers with multiple such games within a season all-time (Boswell accomplished in Weeks 1 and 11).
6	Chris Boswell equaled a franchise record with six FGs in Week 1 at Atlanta and Week 11 vs. Baltimore. He already shared the franchise record of six (vs. Cincinnati, Dec. 18, 2016) with Jeff Reed (at Jacksonville, Dec. 1, 2002) and Gary Anderson (vs. Denver, Oct. 23, 1988).
5	Five of Chris Boswell's six FGs came from 40+ yards in Week 1 at Atlanta. An NFL kicker has made at least five FGs from 40+ yards in the same game on three occasions in League history, and Boswell has done it twice.
4	Beanie Bishop Jr.'s four interceptions are the most by a Steelers undrafted rookie and tied for the ninth-most by an undrafted rookie since the 1970 AFL-NFL merger.
TOP 3	Cameron Heyward registered 71 tackles (35 solo), 8.0 sacks, 11 passes defended, 12 tackles for loss and 19 QB hits in 2024. He ranked in the top three among defensive tackles in tackles (3rd), sacks (3rd), passes defended (1st), tackles for loss (t-2nd) and QB hits (t-2nd) in 2024.
3RD	T.J. Watt became the third player since 1982, when the individual sack became an official statistic, with 100.0 career sacks prior to his 30th birthday, joining Reggie White, 108.0, and Jared Allen, 105.0 (Watt turns 30 years old on Oct. 11).
3RD	T.J. Watt's 108.0 career sacks are the third-most by a player in his first eight seasons in the NFL since 1982, when the individual sack became an official statistic.
3	Chris Boswell registered three or more FGs of 50+ yards in a game for the second time in his career in Week 11 vs. Baltimore (also did Week 1 at Atlanta). He is the first kicker in franchise history to register three or more FGs of 50+ yards in a game.
2ND	T.J. Watt reached 100.0 career sacks in his 109th regular-season game, which makes him the second-fastest player to reach the century mark in NFL history (Reggie White, 96 games; DeMarcus Ware, 113 games).
2+	The Steelers forced multiple turnovers in 12 games in 2024, which was the most in the NFL.
1ST	Pat Freiermuth has recorded 220 receptions and 2,190 receiving yards since entering the NFL (2021). Both are the most by a tight end in his first four seasons in franchise history.
1	Patrick Queen is the only NFL defender to record 125 or more tackles, six or more tackles for loss and seven or more passes defended in 2024.
1	T.J. Watt is the only player in NFL history with at least 108.0 sacks, 125 TFL, 225 QB hits, 33 forced fumbles, 23 strip sacks and 12 fumble recoveries.
0.91	T.J. Watt is off to a record-setting pace for sacks to open his NFL career. He has averaged 0.91 sacks/game since entering the League back in 2017, which is the best in NFL history (min. 120 games started).
.500+	Mike Tomlin has led the Steelers to a .500-or-better record in each of his 18 seasons as head coach. That is the third-longest streak of .500-or-better seasons by a head coach in NFL history (Tom Landry, 21, 1965-85; Bill Belichick, 19, 2001-19).

UNDER THE LIGHTS

- Pittsburgh is 100-71 (.585) in regular-season primetime games since the 1970 AFL-NFL merger.
- The Steelers made five primetime regular-season appearances in 2024 (Week 5 vs. Dallas; Week 3 at Las Vegas; Week 7 vs. N.Y. Jets; Week 8 vs. N.Y. Giants; Week 12 at Cleveland; Week 18 vs. Cincinnati).
- The Steelers are 2-4 (.333) in postseason primetime games since the 1970 AFL-NFL merger.
- Saturday night's meeting will be the 19th between the Steelers and Ravens in primetime.
- The Steelers are 9-9 (.500) in primetime games vs. Baltimore since the 1970 AFL-NFL merger.
- Pittsburgh upended Baltimore in the most recent primetime meeting, 16-13, on Sunday Night Football in Week 17 of 2023 in Baltimore.
- Pittsburgh's six postseason appearances in primetime are tied for the third-most in the NFL since the 1970 AFL-NFL merger.

MOST POSTSEASON PRIMETIME GAMES – SINCE 1970

RANK	TEAM	GAMES
1.	New England Patriots	11
2.	Green Bay Packers	7
3.	Pittsburgh Steelers	6
	Philadelphia Eagles	6
	Dallas Cowboys	6

- Pittsburgh's 171 regular-season appearances in primetime are the second-most in the NFL since the 1970 AFL-NFL merger.

MOST REGULAR-SEASON PRIMETIME GAMES – SINCE 1970

RANK	TEAM	GAMES
1.	Dallas Cowboys	194
2.	Pittsburgh Steelers	171
3.	Denver Broncos	160
4.	N.Y. Giants	156
5.	Green Bay Packers	154

- The Steelers' 100 regular-season wins in primetime are the second-most in the NFL since the 1970 AFL-NFL merger.

MOST REGULAR-SEASON PRIMETIME WINS – SINCE 1970

RANK	TEAM	WINS
1.	Dallas Cowboys	108
2.	Pittsburgh Steelers	100
3.	San Francisco 49ers	91
4.	Philadelphia Eagles	87
	Green Bay Packers	87

- Pittsburgh's .585 regular-season win percentage in primetime is the fourth-best in the NFL since the 1970 AFL-NFL merger (min. 100 games).

BEST REGULAR-SEASON PRIMETIME WIN PCT. – SINCE 1970 (MIN. 100)

RANK	TEAM	W	L	T	WIN PCT.
1.	Kansas City Chiefs	76	43	0	.639
2.	Seattle Seahawks	67	42	1	.614
3.	San Francisco 49ers	91	60	0	.603
4.	Pittsburgh Steelers	100	71	0	.585
5.	Philadelphia Eagles	87	64	0	.576

- Pittsburgh's 76 regular-season home appearances in primetime are tied for the sixth-most in the NFL since the 1970 AFL-NFL merger.

MOST REGULAR-SEASON HOME PRIMETIME GAMES – SINCE 1970

RANK	TEAM	GAMES
1.	Miami Dolphins	91
2.	Dallas Cowboys	88
3.	San Francisco 49ers	86
4.	L.A. Chargers	78
5.	Denver Broncos	77
6.	Pittsburgh Steelers	76
	Philadelphia Eagles	76
8.	Seattle Seahawks	72
9.	New Orleans Saints	70
10.	Washington Commanders	69
	Green Bay Packers	69

- The Steelers' 56 regular-season home wins in primetime are tied for the most in the NFL since the 1970 AFL-NFL merger.

MOST REGULAR-SEASON HOME PRIMETIME WINS – SINCE 1970

RANK	TEAM	WINS
1.	Pittsburgh Steelers	56
	Miami Dolphins	56
3.	San Francisco 49ers	55
4.	Dallas Cowboys	50
5.	Seattle Seahawks	49
	Green Bay Packers	49

- Pittsburgh's .737 regular-season home win percentage in primetime is the best in the NFL since the 1970 AFL-NFL merger (min. 50 games).

BEST REGULAR-SEASON HOME PRIMETIME WIN PCT. – SINCE 1970 (MIN. 50)

RANK	TEAM	W	L	T	WIN PCT.
1.	Pittsburgh Steelers	56	20	0	.737
2.	Green Bay Packers	49	19	1	.717
3.	Kansas City Chiefs	42	19	0	.689
4.	Seattle Seahawks	49	23	0	.681
5.	New England Patriots	40	22	0	.645

- Pittsburgh's 95 regular-season road appearances in primetime are the third-most in the NFL since the 1970 AFL-NFL merger.

MOST REGULAR-SEASON ROAD PRIMETIME GAMES – SINCE 1970

RANK	TEAM	GAMES
1.	Dallas Cowboys	106
2.	N.Y. Giants	97
3.	Pittsburgh Steelers	95
4.	Las Vegas Raiders	87
	Chicago Bears	87

- Pittsburgh's 44 regular-season road wins in primetime are the second-most in the NFL since the 1970 AFL-NFL merger.

MOST REGULAR-SEASON ROAD PRIMETIME WINS – SINCE 1970

RANK	TEAM	WINS
1.	Dallas Cowboys	58
2.	Pittsburgh Steelers	44
3.	Philadelphia Eagles	41
4.	Las Vegas Raiders	39
5.	New England Patriots	38
	Green Bay Packers	38

- Pittsburgh's .463 road win percentage in primetime is the ninth-best in the NFL since the 1970 AFL-NFL merger (min. 50 games).

BEST REGULAR-SEASON ROAD PRIMETIME WIN PCT. – SINCE 1970 (MIN. 50)

RANK	TEAM	W	L	T	WIN PCT.
1.	Kansas City Chiefs	34	24	0	.586
2.	San Francisco 49ers	36	29	0	.554
3.	Dallas Cowboys	58	48	0	.547
4.	Philadelphia Eagles	41	34	0	.547
5.	Indianapolis Colts	36	30	0	.545
6.	Baltimore Ravens	25	26	0	.490
7.	New England Patriots	38	40	0	.487
8.	Seattle Seahawks	18	19	1	.487
9.	Pittsburgh Steelers	44	51	0	.463
10.	Las Vegas Raiders	39	47	1	.454

PRIMETIME RESULTS (102-75)

Home: 56-23 • Away: 46-52 • vs. Playoff: 2-4

Date	Day	Opp.	Week	Result
01/04/2025	Sat	Cincinnati Bengals	18	L, 17-19
11/21/2024	Thu	Cleveland Browns	12	L, 19-24
10/28/2024	Mon	N.Y. Giants	8	W, 26-18
10/20/2024	Sun	N.Y. Jets	7	W, 37-15
10/06/2024	Sun	Dallas Cowboys	5	L, 17-20
12/07/2023	Thu	New England Patriots	14	L, 18-21
11/02/2023	Thu	Tennessee Titans	9	W, 20-16
09/24/2023	Sun	at Las Vegas Raiders	3	W, 23-18
09/18/2023	Mon	Cleveland Browns	2	W, 26-22
01/01/2023	Sun	at Baltimore Ravens	17	W, 16-13
12/24/2022	Sat	Las Vegas Raiders	16	W, 13-10
11/28/2022	Mon	at Indianapolis Colts	12	W, 24-17
10/23/2022	Sun	at Miami Dolphins	7	L, 10-16
09/22/2022	Thu	at Cleveland Browns	3	L, 17-29
01/16/2022	Sun	at Kansas City Chiefs	WC	L, 21-42
01/03/2022	Mon	Cleveland Browns	17	W, 26-14
12/09/2021	Thu	at Minnesota Vikings	14	L, 28-36
11/21/2021	Sun	at L.A. Chargers	11	L, 37-41
11/08/2021	Mon	Chicago Bears	9	W, 29-27
10/17/2021	Sun	Seattle Seahawks	6	W, 23-20 (ot)
01/10/2021	Sun	Cleveland Browns	WC	L, 37-48
12/21/2020	Mon	at Cincinnati Bengals	15	L, 17-27
12/13/2020	Sun	at Buffalo Bills	14	L, 15-26
09/14/2020	Mon	at N.Y. Giants	1	W, 26-16
12/15/2019	Sun	Buffalo Bills	15	L, 10-17
11/14/2019	Thu	at Cleveland Browns	11	L, 7-21
10/28/2019	Mon	Miami Dolphins	8	W, 27-14
10/13/2019	Sun	at L.A. Chargers	6	W, 24-17
09/30/2019	Mon	Cincinnati Bengals	4	W, 27-3
09/08/2019	Sun	at New England Patriots	1	L, 3-33
12/02/2018	Sun	L.A. Chargers	13	L, 30-33
11/08/2018	Thu	Carolina Panthers	10	W, 52-21
09/30/2018	Sun	Baltimore Ravens	4	L, 14-26
09/24/2018	Mon	at Tampa Bay Buccaneers	3	W, 30-27
12/10/2017	Sun	Baltimore Ravens	14	W, 39-38
12/04/2017	Mon	at Cincinnati Bengals	13	W, 23-20
11/26/2017	Sun	Green Bay Packers	12	W, 31-28
11/16/2017	Thu	Tennessee Titans	11	W, 40-17
10/29/2017	Sun	at Detroit Lions	8	W, 20-15
01/15/2017	Sun	at Kansas City Chiefs	DIV	W, 18-16
11/24/2016	Thu	at Indianapolis Colts	12	W, 28-7
10/02/2016	Sun	Kansas City Chiefs	4	W, 43-14
09/12/2016	Mon	at Washington Commanders	1	W, 38-16
01/09/2016	Sat	at Cincinnati Bengals	WC	W, 18-16
12/06/2015	Sun	Indianapolis Colts	13	W, 45-10
10/12/2015	Mon	at San Diego Chargers	5	W, 24-20
10/01/2015	Thu	Baltimore Ravens	4	L, 20-23 (ot)
09/10/2015	Thu	at New England Patriots	1	L, 21-28
01/03/2015	Sat	Baltimore Ravens	WC	L, 17-30
12/28/2014	Sun	Cincinnati Bengals	17	W, 27-17
11/17/2014	Mon	at Tennessee Titans	11	W, 27-24
11/02/2014	Sun	Baltimore Ravens	9	W, 43-23
10/20/2014	Mon	Houston Texans	7	W, 30-23
09/21/2014	Sun	at Carolina Panthers	3	W, 37-19
09/11/2014	Thu	at Baltimore Ravens	2	L, 6-26
12/15/2013	Sun	Cincinnati Bengals	15	W, 30-20

PRIMETIME RESULTS (102-75)

Home: 56-23 • Away: 46-52 • vs. Playoff: 2-4

Date	Day	Opp.	Week	Result
11/28/2013	Thu	at Baltimore Ravens	13	L, 20-22
09/22/2013	Sun	Chicago Bears	3	L, 23-40
09/16/2013	Mon	at Cincinnati Bengals	2	L, 10-20
11/18/2012	Sun	Baltimore Ravens	11	L, 10-13
11/12/2012	Mon	Kansas City Chiefs	10	W, 16-13 (ot)
10/21/2012	Sun	at Cincinnati Bengals	7	W, 24-17
10/11/2012	Thu	at Tennessee Titans	6	L, 23-26
09/09/2012	Sun	at Denver Broncos	1	L, 19-31
12/19/2011	Mon	at San Francisco 49ers	15	L, 3-20
12/08/2011	Thu	Cleveland Browns	14	W, 14-3
11/27/2011	Sun	at Kansas City Chiefs	12	W, 13-9
11/06/2011	Sun	Baltimore Ravens	9	L, 20-23
09/25/2011	Sun	at Indianapolis Colts	3	W, 23-20
12/23/2010	Thu	Carolina Panthers	16	W, 27-3
12/05/2010	Sun	at Baltimore Ravens	13	W, 13-10
11/14/2010	Sun	New England Patriots	10	L, 26-39
11/08/2010	Mon	at Cincinnati Bengals	9	W, 27-21
10/31/2010	Sun	at New Orleans Saints	8	L, 10-20
12/10/2009	Thu	at Cleveland Browns	14	L, 6-13
11/29/2009	Sun	at Baltimore Ravens	12	L, 17-20 (ot)
11/09/2009	Mon	at Denver Broncos	9	W, 28-10
10/04/2009	Sun	San Diego Chargers	4	W, 38-28
09/10/2009	Thu	Tennessee Titans	1	W, 13-10 (ot)
11/20/2008	Thu	Cincinnati Bengals	12	W, 27-10
11/03/2008	Mon	at Washington Commanders	9	W, 23-6
10/05/2008	Sun	at Jacksonville Jaguars	5	W, 26-21
09/29/2008	Mon	Baltimore Ravens	4	W, 23-20 (ot)
09/14/2008	Sun	at Cleveland Browns	2	W, 10-6
01/05/2008	Sat	Jacksonville Jaguars	WC	L, 29-31
12/20/2007	Thu	at St. Louis Rams	16	W, 41-24
12/02/2007	Sun	Cincinnati Bengals	13	W, 24-10
11/26/2007	Mon	Miami Dolphins	12	W, 3-0
11/05/2007	Mon	Baltimore Ravens	9	W, 38-7
10/21/2007	Sun	at Denver Broncos	7	L, 28-31
12/07/2006	Thu	Cleveland Browns	14	W, 27-7
10/08/2006	Sun	at San Diego Chargers	5	L, 13-23
09/18/2006	Mon	at Jacksonville Jaguars	2	L, 0-9
09/07/2006	Thu	Miami Dolphins	1	W, 28-17
11/28/2005	Mon	at Indianapolis Colts	12	L, 7-26
11/13/2005	Sun	Cleveland Browns	10	W, 34-21
10/31/2005	Mon	Baltimore Ravens	8	W, 20-19
10/10/2005	Mon	at San Diego Chargers	5	W, 24-22
12/05/2004	Sun	at Jacksonville Jaguars	13	W, 17-16
09/26/2004	Sun	at Miami Dolphins	3	W, 13-3
12/28/2003	Sun	at Baltimore Ravens	17	L, 10-13 (ot)
11/17/2003	Mon	at San Francisco 49ers	11	L, 14-30
10/05/2003	Sun	Cleveland Browns	5	L, 13-33
12/23/2002	Mon	at Tampa Bay Buccaneers	16	W, 17-7
10/21/2002	Mon	Indianapolis Colts	7	W, 28-10
09/15/2002	Sun	Oakland Raiders	2	L, 17-30
09/09/2002	Mon	at New England Patriots	1	L, 14-30
12/16/2001	Sun	at Baltimore Ravens	14	W, 26-21
10/29/2001	Mon	Tennessee Titans	7	W, 34-7
11/19/2000	Sun	Jacksonville Jaguars	12	L, 24-34
12/02/1999	Thu	at Jacksonville Jaguars	13	L, 6-20
10/25/1999	Mon	Atlanta Falcons	7	W, 13-9

PRIMETIME RESULTS (102-75)

Home: 56-23 • Away: 46-52 • vs. Playoff: 2-4

Date	Day	Opp.	Week	Result
09/12/1999	Sun	at Cleveland Browns	1	W, 43-0
12/28/1998	Mon	at Jacksonville Jaguars	17	L, 3-21
11/09/1998	Mon	Green Bay Packers	10	W, 27-20
10/26/1998	Mon	at Kansas City Chiefs	8	W, 20-13
11/09/1997	Sun	Baltimore Ravens	11	W, 37-0
11/03/1997	Mon	at Kansas City Chiefs	10	L, 10-13
10/12/1997	Sun	Indianapolis Colts	7	W, 24-22
09/22/1997	Mon	at Jacksonville Jaguars	4	L, 21-30
11/25/1996	Mon	at Miami Dolphins	13	W, 24-17
10/07/1996	Mon	at Kansas City Chiefs	6	W, 17-7
09/16/1996	Mon	Buffalo Bills	3	W, 24-6
11/13/1995	Mon	Cleveland Browns	11	W, 20-3
10/19/1995	Thu	Cincinnati Bengals	8	L, 9-27
09/18/1995	Mon	at Miami Dolphins	3	L, 10-23
11/14/1994	Mon	Buffalo Bills	11	W, 23-10
10/30/1994	Sun	at Arizona Cardinals	9	L, 17-20 (ot)
10/03/1994	Mon	Houston Oilers	5	W, 30-14
12/13/1993	Mon	at Miami Dolphins	15	W, 21-20
11/28/1993	Sun	at Houston Oilers	13	L, 3-23
11/15/1993	Mon	Buffalo Bills	11	W, 23-0
09/27/1993	Mon	at Atlanta Falcons	4	W, 45-17
10/25/1992	Sun	at Kansas City Chiefs	8	W, 27-3
10/19/1992	Mon	Cincinnati Bengals	7	W, 20-0
11/03/1991	Sun	at Denver Broncos	10	L, 13-20
10/14/1991	Mon	N.Y. Giants	7	L, 20-23
10/06/1991	Sun	at Indianapolis Colts	6	W, 21-3
12/30/1990	Sun	at Houston Oilers	17	L, 14-34
11/18/1990	Sun	at Cincinnati Bengals	11	L, 3-27
10/29/1990	Mon	L.A. Rams	8	W, 41-10
09/16/1990	Sun	Houston Oilers	2	W, 20-9
12/04/1988	Sun	at Houston Oilers	14	W, 37-34
10/13/1986	Mon	at Cincinnati Bengals	6	L, 22-24
09/15/1986	Mon	Denver Broncos	2	L, 10-21
12/08/1985	Sun	at San Diego Chargers	14	L, 44-54
09/30/1985	Mon	Cincinnati Bengals	4	L, 24-37
09/16/1985	Mon	at Cleveland Browns	2	L, 7-17
11/19/1984	Mon	at New Orleans Saints	12	L, 24-27
10/01/1984	Mon	Cincinnati Bengals	5	W, 38-17
09/06/1984	Thu	at N.Y. Jets	2	W, 23-17
10/10/1983	Mon	at Cincinnati Bengals	6	W, 24-14
09/13/1982	Mon	at Dallas Cowboys	1	W, 36-28
12/07/1981	Mon	at Oakland Raiders	14	L, 27-30
10/26/1981	Mon	Houston Oilers	8	W, 26-13
09/10/1981	Thu	at Miami Dolphins	2	L, 10-30
12/22/1980	Mon	at San Diego Chargers	16	L, 17-26
12/04/1980	Thu	at Houston Oilers	14	L, 0-6
10/20/1980	Mon	Oakland Raiders	7	L, 34-45
12/10/1979	Mon	at Houston Oilers	15	L, 17-20
10/22/1979	Mon	Denver Broncos	8	W, 42-7
09/03/1979	Mon	at New England Patriots	1	W, 16-13 (ot)
11/27/1978	Mon	at San Francisco 49ers	13	W, 24-7
11/12/1978	Sun	at L.A. Rams	11	L, 7-10
10/23/1978	Mon	Houston Oilers	8	L, 17-24
10/17/1977	Mon	Cincinnati Bengals	5	W, 20-14
09/19/1977	Mon	San Francisco 49ers	1	W, 27-0
10/04/1976	Mon	at Minnesota Vikings	4	L, 6-17

PRIMETIME RESULTS (102-75)

Home: 56-23 • Away: 46-52 • vs. Playoff: 2-4

Date	Day	Opp.	Week	Result
12/20/1975	Sat	at L.A. Rams	14	L, 3-10
11/24/1975	Mon	at Houston Oilers	10	W, 32-9
11/25/1974	Mon	at New Orleans Saints	11	W, 28-7
10/28/1974	Mon	Atlanta Falcons	7	W, 24-17
12/03/1973	Mon	at Miami Dolphins	12	L, 26-30
11/05/1973	Mon	Washington Commanders	8	W, 21-16
10/18/1971	Mon	at Kansas City Chiefs	5	L, 16-38
11/02/1970	Mon	Cincinnati Bengals	7	W, 21-10
10/03/1970	Sat	at Cleveland Browns	3	L, 7-15

indicates playoff game

STEELERS ON SATURDAY

- Since Saturday football debuted in 1940, the Steelers have played 69 games and hold a 38-31 (.551) mark on Saturday, including 26-10 (.722) at home and 12-21 (.364) on the road.
- Pittsburgh has captured two of the four meetings in franchise history with the Ravens, including one of the two games played in Baltimore.
- The Steelers have played 16 postseason games and hold a 9-7 (.563) mark on Saturday, including 8-3 (.727) at home and 1-4 (.200) on the road.
- Pittsburgh's 16 postseason appearances on Saturday are tied for the sixth-most in the NFL since 1970.

MOST POSTSEASON SATURDAY FOOTBALL GAMES – SINCE 1970

RANK	TEAM	GAMES
1.	San Francisco 49ers	19
2.	Seattle Seahawks	18
3.	Washington Commanders	17
	New England Patriots	17
	Miami Dolphins	17
6.	Pittsburgh Steelers	16
	Indianapolis Colts	16
8.	Minnesota Vikings	15
	Las Vegas Raiders	15
10.	Four teams tied with	14

- The Steelers' nine postseason victories on Saturday are tied for the fourth-most in the NFL since 1970.

MOST POSTSEASON SATURDAY WINS – SINCE 1970

RANK	TEAM	WINS
1.	San Francisco 49ers	14
2.	New England Patriots	11
3.	Seattle Seahawks	10
4.	Pittsburgh Steelers	9
	Washington Commanders	9
	Green Bay Packers	9

- Pittsburgh's .563 postseason winning percentage on Saturday is the third-highest in the NFL since 1970 (min. 15 games).

BEST POSTSEASON SATURDAY WIN PCT. – SINCE 1970 (MIN. 15)

RANK	TEAM	W	L	T	WIN PCT.
1.	San Francisco 49ers	14	5	0	.737
2.	New England Patriots	11	6	0	.647
3.	Pittsburgh Steelers	9	7	0	.563
4.	Seattle Seahawks	10	8	0	.556
5.	Washington Commanders	9	8	0	.529

- The Steelers' 69 appearances on Saturday are the most in the NFL since 1940.

MOST SATURDAY FOOTBALL GAMES – SINCE 1940

RANK	TEAM	GAMES
1.	Pittsburgh Steelers	69
2.	Indianapolis Colts	65
3.	N.Y. Jets	64
4.	Buffalo Bills	61
5.	New England Patriots	59

- The Steelers' 38 victories on Saturday are the most in the NFL since 1940.

MOST SATURDAY WINS – SINCE 1940

RANK	TEAM	WINS
1.	Pittsburgh Steelers	38
2.	San Francisco 49ers	34
3.	Buffalo Bills	31
4.	New England Patriots	30
5.	Green Bay Packers	29

- Pittsburgh's .551 winning percentage on Saturday is the second-highest in the NFL since 1940 (min. 50 games).

BEST SATURDAY WIN PCT. – SINCE 1940 (MIN. 50 GAMES)

RANK	TEAM	W	L	T	WIN PCT.
1.	San Francisco 49ers	34	21	0	.618
2.	Pittsburgh Steelers	38	31	0	.551
3.	Buffalo Bills	31	28	2	.525
4.	New England Patriots	30	28	1	.517
5.	N.Y. Giants	28	27	0	.509

- Pittsburgh's 36 home appearances on Saturday are the third-most in the NFL since 1940.

MOST SATURDAY HOME GAMES – SINCE 1940

RANK	TEAM	GAMES
1.	San Francisco 49ers	42
2.	N.Y. Jets	40
3.	Pittsburgh Steelers	36
4.	Buffalo Bills	34
5.	Philadelphia Eagles	30

- The Steelers' 26 home victories on Saturday are the second-most in the NFL since 1940.

MOST SATURDAY HOME WINS – SINCE 1940

RANK	TEAM	WINS
1.	San Francisco 49ers	27
2.	Pittsburgh Steelers	26
3.	Buffalo Bills	20
4.	New England Patriots	18
5.	Indianapolis Colts	17

- Pittsburgh's .722 home winning percentage on Saturday is the highest in the NFL since 1940 (min. 25 games).

BEST SATURDAY HOME WIN PCT. – SINCE 1940 (MIN. 25)

RANK	TEAM	W	L	T	WIN PCT.
1.	Pittsburgh Steelers	26	10	0	.722
2.	New England Patriots	18	8	0	.692
3.	San Francisco 49ers	27	15	0	.643
4.	Indianapolis Colts	17	10	0	.630
5.	Las Vegas Raiders	15	9	1	.625

- Pittsburgh's 33 road appearances on Saturday are tied for the third-most in the NFL since 1940.

MOST SATURDAY ROAD GAMES – SINCE 1940

RANK	TEAM	GAMES
1.	Indianapolis Colts	38
2.	Washington Commanders	35
3.	Pittsburgh Steelers	33
	New England Patriots	33
5.	Kansas City Chiefs	31
	Las Vegas Raiders	31

- The Steelers' 12 road victories on Saturday are tied for the eighth-most in the NFL since 1940.

MOST SATURDAY ROAD WINS – SINCE 1940

RANK	TEAM	WINS
1.	Green Bay Packers	16
2.	Washington Commanders	15
3.	Kansas City Chiefs	14
4.	N.Y. Jets	13
	Tennessee Titans	13
	Cleveland Browns	13
	N.Y. Giants	13
8.	Pittsburgh Steelers	12
	New England Patriots	12
10.	Four teams tied with	11

- The Steelers have played 43 games and hold a 26-17 (.605) mark on Saturday since the 1970 AFL-NFL merger, including 16-5 (.762) at home and 10-12 (.455) on the road.
- Pittsburgh's 43 appearances on Saturday are the fourth-most in the NFL since 1970.

MOST SATURDAY FOOTBALL GAMES – SINCE 1970

RANK	TEAM	GAMES
1.	Washington Commanders	47
2.	Minnesota Vikings	44
	San Francisco 49ers	44
4.	Pittsburgh Steelers	43
5.	Dallas Cowboys	40

- The Steelers' 26 victories on Saturday are the second-most in the NFL since 1970.

MOST SATURDAY WINS – SINCE 1970

RANK	TEAM	WINS
1.	San Francisco 49ers	29
2.	Pittsburgh Steelers	26
3.	Minnesota Vikings	24
	Washington Commanders	24
	Dallas Cowboys	24

- Pittsburgh's .605 winning percentage on Saturday is the third-highest in the NFL since 1970 (min. 25 games).

BEST SATURDAY WIN PCT. – SINCE 1970 (MIN. 25)

RANK	TEAM	W	L	T	WIN PCT.
1.	San Francisco 49ers	29	15	0	.659
2.	Green Bay Packers	17	10	0	.630
3.	Pittsburgh Steelers	26	17	0	.605
4.	New England Patriots	21	14	0	.600
	Dallas Cowboys	24	16	0	.600

- Pittsburgh's 21 home appearances on Saturday are tied for the fourth-most in the NFL since 1970.

MOST SATURDAY HOME GAMES – SINCE 1970

RANK	TEAM	GAMES
1.	San Francisco 49ers	33
2.	N.Y. Giants	24
3.	Miami Dolphins	22
4.	Pittsburgh Steelers	21
	New England Patriots	21

- The Steelers' 16 home victories on Saturday are tied for the second-most in the NFL since 1970.

MOST SATURDAY HOME WINS – SINCE 1970

RANK	TEAM	WINS
1.	San Francisco 49ers	23
2.	Pittsburgh Steelers	16
	New England Patriots	16
	Miami Dolphins	16
5.	N.Y. Giants	15

- Pittsburgh's .800 home winning percentage on Saturday is tied for the highest in the NFL since 1970 (min. 15 games).

BEST SATURDAY HOME WIN PCT. – SINCE 1970 (MIN. 15)

RANK	TEAM	W	L	T	WIN PCT.
1.	Pittsburgh Steelers	16	5	0	.762
	New England Patriots	16	5	0	.762
3.	Kansas City Chiefs	11	4	0	.733
4.	Miami Dolphins	16	6	0	.727
5.	Minnesota Vikings	13	5	0	.722

- Pittsburgh's 22 road appearances on Saturday are tied for the third-most in the NFL since 1970.

MOST SATURDAY ROAD GAMES – SINCE 1970

RANK	TEAM	GAMES
1.	Washington Commanders	29
2.	Minnesota Vikings	26
3.	Pittsburgh Steelers	22
	Buffalo Bills	22
	Kansas City Chiefs	22

- The Steelers' 10 road victories on Saturday are tied for the fourth-most in the NFL since 1970.

MOST SATURDAY ROAD WINS – SINCE 1970

RANK	TEAM	WINS
1.	Washington Commanders	13
2.	Minnesota Vikings	11
	Dallas Cowboys	11
4.	Pittsburgh Steelers	10
	N.Y. Jets	10

- Pittsburgh's .455 road winning percentage on Saturday is the fourth-highest in the NFL since 1970 (min. 15 games).

BEST SATURDAY ROAD WIN PERCENTAGE – SINCE 1970 (MIN. 15)

RANK	TEAM	W	L	T	WIN PCT.
1.	Tennessee Titans	9	7	0	.563
2.	N.Y. Jets	10	8	0	.556
3.	Dallas Cowboys	11	10	0	.524
4.	Pittsburgh Steelers	10	12	0	.455
5.	Washington Commanders	13	16	0	.448

SATURDAY FOOTBALL RESULTS (38-31)

Home: 26-10 • Away: 12-21 • vs. Postseason: 9-7

Date	Opponent	Site	Week	Result
01/04/2025	Cincinnati Bengals	H	18	L, 17-19
12/21/2024	Baltimore Ravens	A	16	L, 17-34
01/06/2024	Baltimore Ravens	A	18	W, 17-10
12/23/2023	Cincinnati Bengals	H	16	W, 34-11
12/16/2023	Indianapolis Colts	A	15	L, 13-30
12/24/2022	Las Vegas Raiders	H	16	W, 13-10
01/09/2016	Cincinnati Bengals	A	WC	W, 18-16
01/03/2015	Baltimore Ravens	H	WC	L, 17-30
12/24/2011	L.A. Rams	H	16	W, 27-0
01/15/2011	Baltimore Ravens	H	DIV	W, 31-24
01/05/2008	Jacksonville Jaguars	H	WC	L, 29-31
12/24/2005	Cleveland Browns	A	16	W, 41-0
01/15/2005	N.Y. Jets	H	DIV	W, 20-17
12/18/2004	N.Y. Giants	A	15	W, 33-30
01/11/2003	Tennessee Titans	A	DIV	L, 31-34
12/16/2000	Washington Commanders	H	16	W, 24-3
12/18/1999	Kansas City Chiefs	A	15	L, 19-35
01/03/1998	New England Patriots	H	DIV	W, 7-6
12/13/1997	New England Patriots	A	16	W, 24-21
01/06/1996	Buffalo Bills	H	DIV	W, 40-21
12/16/1995	New England Patriots	H	16	W, 41-27
01/07/1995	Cleveland Browns	H	DIV	W, 29-9
12/24/1994	L.A. Chargers	A	17	L, 34-37
01/08/1994	Kansas City Chiefs	A	WC	L, 24-27
01/09/1993	Buffalo Bills	H	DIV	L, 3-24
12/26/1987	Cleveland Browns	H	16	L, 13-19
12/13/1986	N.Y. Jets	A	15	W, 45-24
12/21/1985	N.Y. Giants	A	16	L, 10-28
12/10/1983	N.Y. Jets	A	15	W, 34-7
12/30/1978	Denver Broncos	H	DIV	W, 33-10
12/16/1978	Denver Broncos	A	16	W, 21-17
12/09/1978	Indianapolis Colts	H	15	W, 35-13
12/24/1977	Denver Broncos	A	DIV	L, 21-34
12/10/1977	Cincinnati Bengals	A	13	L, 10-17
12/11/1976	Houston Oilers	A	14	W, 21-0

SATURDAY FOOTBALL RESULTS (38-31)

Home: 26-10 • Away: 12-21 • vs. Postseason: 9-7

Date	Opponent	Site	Week	Result
12/27/1975	Indianapolis Colts	H	DIV	W, 28-10
12/20/1975	L.A. Rams	A	14	L, 3-10
12/13/1975	Cincinnati Bengals	H	13	W, 35-14
12/14/1974	Cincinnati Bengals	H	14	W, 27-3
12/22/1973	Oakland Raiders	A	DIV	L, 14-33
12/15/1973	San Francisco 49ers	A	14	W, 37-14
12/23/1972	Oakland Raiders	H	DIV	W, 13-7
10/03/1970	Cleveland Browns	A	3	L, 7-15
10/18/1969	Cleveland Browns	A	-	L, 31-42
10/05/1968	Cleveland Browns	A	-	L, 24-31
10/07/1967	Cleveland Browns	A	-	L, 10-21
10/08/1966	Cleveland Browns	A	-	L, 10-41
10/09/1965	Cleveland Browns	A	-	L, 19-24
10/10/1964	Cleveland Browns	A	-	W, 23-7
10/05/1963	Cleveland Browns	A	-	L, 23-35
10/06/1962	Philadelphia Eagles	H	-	W, 13-7
09/24/1960	Dallas Cowboys	A	-	W, 35-28
09/26/1959	Cleveland Browns	H	-	W, 17-7
12/13/1958	Chicago Cardinals	H	-	W, 38-21
12/07/1957	N.Y. Giants	H	-	W, 21-10
10/05/1957	Cleveland Browns	H	-	L, 12-23
10/06/1956	Cleveland Browns	H	-	L, 10-14
11/05/1955	Chicago Cardinals	A	-	L, 13-27
10/15/1955	Philadelphia Eagles	H	-	W, 13-7
11/20/1954	San Francisco 49ers	H	-	L, 3-31
10/23/1954	Philadelphia Eagles	H	-	W, 17-7
10/09/1954	Philadelphia Eagles	A	-	L, 22-24
10/02/1954	Washington Commanders	H	-	W, 37-7
10/24/1953	Green Bay Packers	H	-	W, 31-14
10/17/1953	Philadelphia Eagles	A	-	L, 7-23
10/03/1953	N.Y. Giants	H	-	W, 24-14
10/04/1952	Cleveland Browns	H	-	L, 20-21
10/07/1950	Cleveland Browns	H	-	L, 17-30
10/08/1949	Detroit Lions	H	-	W, 14-7

indicates playoff game

FORMER STEELERS/RAVENS

- Steelers LB **Patrick Queen** was drafted by the Ravens in the first round (28th overall) of the 2020 NFL Draft and played his first four seasons as a Raven.
- Pittsburgh assistant general manager **Andy Weidl** spent 11 seasons with the Baltimore Ravens (2005-15). He scouted for former Ravens General Manager and Pro Football Hall of Famer Ozzie Newsome's staff and helped the organization capture Super Bowl XLVII during the 2012 season. Weidl began as a West area scout in 2005 and served in that capacity for four seasons before becoming a Northeast scout in 2009. After working in that role for four years, he finished his Ravens career as an East regional scout from 2013-16.
- Pittsburgh defensive coordinator **Teryl Austin** was the defensive backs/secondary coach in Baltimore from 2011-13.
- Steelers LB **Jeremiah Moon** played the 2023 season with the Ravens.
- Pittsburgh S **DeShon Elliott** was a member of the Ravens from 2019-21.
- Baltimore CB Arthur Maulet spent two seasons with the Steelers in 2021 and 2022.

NFL CONNECTIONS

- Steelers offensive coordinator **Arthur Smith** worked for the Tennessee Titans from 2013-20, serving as the offensive coordinator from 2019-20. In those two seasons as the Titans' offensive coordinator, he helped Ravens RB Derrick Henry (2016-23) emerge as one of the top rushers in the NFL, totaling over 3,500 rushing yards from 2019-20.
- Pittsburgh LB **Elandon Roberts** was teammates with Ravens OLB Kyle Van Noy for four seasons with the New England Patriots (2016-19), winning two Super Bowls (LI, LIII) over that span. They then went on to spend the 2020 season with the Dolphins.
- Steelers QB **Justin Fields** (2021-23) and RB **Cordarrelle Patterson** (2019-20) were teammates with Ravens LB Roquan Smith (2018-22) and S Eddie Jackson (2017-23) with the Chicago Bears.
- Pittsburgh OL **Isaac Seumalo** played for the Eagles from 2016-22, where he worked in the same offense as Ravens WR Nelson Agholor (2015-19). The two helped lead Philadelphia to a Super Bowl LII victory in the 2017 season.
- Steelers QB **Kyle Allen** (2023) and LB **Tyler Matakevich** (2020-23) were members of the Buffalo Bills during the same time as Ravens CB Tre'Davious White.
- Steelers WR **Mike Williams** crossed paths with Ravens OLB Kyle Van Noy with the Chargers in 2022.
- Pittsburgh S **Damontae Kazee** spent the 2021 season on the Cowboys with Ravens DE Brent Urban.

AREA CONNECTIONS

- Steelers OL **Spencer Anderson** is originally from Bowie, MD. He attended Bishop McNamara High School and played at the University of Maryland from 2018-22.
- Steelers LB **Elandon Roberts** played his freshman year of college at Morgan State University in 2012.
- Ravens head coach John Harbaugh worked as the tight ends coach at the University of Pittsburgh in 1987.
- Ravens wide receivers coach Greg Lewis was the wide receivers coach at the University of Pittsburgh in 2014.
- Ravens OLB Adisa Isaac played college football at Penn State from 2019-23.
- Ravens OLB Odafe Oweh spent three years playing at Penn State from 2018-20.
- Baltimore P Jordan Stout transferred to Penn State following the 2018 season, where he spent three seasons with the Nittany Lions.

COLLEGE CONNECTIONS

- Steelers CB **Donte Jackson** roamed the secondary at LSU with Ravens CB Tre'Davious White for two seasons (2015-16).
- Steelers S **Minkah Fitzpatrick** (2015-17) played on the same roster as Ravens RB Derrick Henry (2013-15), CB Marlon Humphrey (2015-16) and S Eddie Jackson (2013-16) during their time at the University of Alabama.
- Steelers CB **Joey Porter Jr.** (2019-22) and TE **Pat Freiermuth** (2018-20) each played at Penn State, crossing paths with Ravens DE Odafe Oweh (2018-20) and Adisa Isaac (2019-23).
- Steelers RB **Najee Harris** (2017-20) also played at the University of Alabama, where he crossed paths with Ravens DB Jalyn Armour-Davis (2019-21).
- Pittsburgh QB **Justin Fields** spent his freshman season at the University of Georgia, where he was teammates with Ravens LS Nick Moore (2015-18).
- Steelers OL **Spencer Anderson** spent his collegiate playing career at the University of Maryland (2018-22), where he was teammates with Ravens DB Beau Brade (2020-23).
- Pittsburgh WR **Ben Skowronek** played his final season of college football at Notre Dame in 2020, where he was teammates with Ravens S Kyle Hamilton.
- Steelers OT **Dan Moore Jr.** and C **Ryan McCollum** each played at Texas A&M (2017-20), where they lined up across from Ravens DL Nnamdi Madubuike (2017-19).
- Steelers QB **Kyle Allen** spent the 2017 season at the University of Houston, where he worked in the same offense as Ravens T Josh Jones (2016-19).

STEELERS-RAVENS SERIES HISTORY

- Saturday's game will mark the 63rd overall and fifth postseason meeting between the Steelers and Ravens.
- Nine of the last 10 meetings between Pittsburgh and Baltimore have been decided by seven points or less, including six by four points or less.
- The Steelers have defeated the Ravens in eight of the last 10 meetings, and all eight Pittsburgh victories have come by a TD or less, including five by four points or less.
- The Steelers own a 10-game advantage in the overall series (36-26) and a two-game lead in the postseason series (3-1).
- Saturday's game will mark the 30th overall and first postseason meeting between the Steelers and Ravens in Baltimore.
- The Steelers own a one-game advantage in the regular-season series (15-14) in Baltimore.
- Saturday's game will be the eighth meeting between the two teams in January.
- The Steelers own a five-game lead in the series (6-1) in January.
- Saturday's game will be the fourth meeting in Baltimore between the two teams in January.
- The Steelers own a three-game lead in the series (3-0) in January in Baltimore.
- Pittsburgh and Baltimore have played 39 games decided by one score or less.
- The 39 one-score games are the most by a single opponent against the Steelers since the start of the 1996 season.

- Pittsburgh and Baltimore have played four times in the postseason.
- The Steelers' four meetings with the Ravens are tied for the fifth-most in Pittsburgh postseason history.

MOST POSTSEASON GAMES VS. OPPONENT – FRANCHISE HISTORY

RANK	TEAM	GAMES
1.	Denver Broncos	8
2.	Las Vegas Raiders	6
3.	New England Patriots	5
	Indianapolis Colts	5
5.	Baltimore Ravens	4
	Buffalo Bills	4
	Tennessee Titans	4
	Miami Dolphins	4

- Pittsburgh's three postseason victories over Baltimore are tied for the second-most in Steelers' postseason history.

MOST POSTSEASON WINS VS. OPPONENT – FRANCHISE HISTORY

RANK	TEAM	WINS
1.	Indianapolis Colts	5
2.	Baltimore Ravens	3
	Denver Broncos	3
	Tennessee Titans	3
	Las Vegas Raiders	3

- The Steelers' .750 win percentage against the Ravens is tied for the second-best in Pittsburgh's postseason history (min. four games).

BEST POSTSEASON WIN PCT. VS. OPPONENT – FRANCHISE HISTORY (MIN. 4)

RANK	VS. OPP.	W	L	T	WIN PCT.
1.	vs. Indianapolis Colts	5	0	0	1.000
2.	vs. Baltimore Ravens	3	1	0	.750
	vs. Tennessee Titans	3	1	0	.750
4.	vs. Las Vegas Raiders	3	3	0	.500
	vs. Buffalo Bills	2	2	0	.500
	vs. Miami Dolphins	2	2	0	.500

MOST ONE SCORE GAMES VS. OPPONENT – SINCE 1996

RANK	TEAM	GAMES
1.	Baltimore Ravens	39
2.	Cincinnati Bengals	29
3.	Cleveland Browns	22
4.	Tennessee Titans	12
5.	Las Vegas Raiders	10

- Pittsburgh is 24-15 (.615) vs. Baltimore in games decided by one score or less.
- The Steelers' 24 wins vs. Baltimore in games decided by one score or less are the most against a single opponent since the start of the 1996 season.

MOST ONE SCORE VICTORIES VS. OPPONENT – SINCE 1996

RANK	TEAM	WINS
1.	Baltimore Ravens	24
2.	Cincinnati Bengals	16
3.	Cleveland Browns	15
4.	Jacksonville Jaguars	7
5.	Four different teams tied with	6

- Pittsburgh's .615 win percentage vs. Baltimore in games decided by one score or less is the third-best against a single opponent since the start of the 1996 season (min. 30 games).

BEST ONE SCORE WIN PCT. VS. OPPONENT – SINCE 1996 (MIN. 30)

RANK	TEAM VS. OPP.	W	L	T	WIN PCT.
1.	Dallas vs. Washington	22	10	0	.688
2.	Kansas City vs. Las Vegas	20	12	0	.625
3.	Pittsburgh vs. Baltimore	24	15	0	.615
4.	Minnesota vs. Detroit	19	15	0	.559
	Miami vs. N.Y. Jets	19	15	0	.559

- **Mike Tomlin** and **John Harbaugh** have now faced each other 37 times (including playoffs), which is the second-most meetings between two opposing head coaches in NFL history.
- Curly Lambeau (Green Bay) and George Halas (Chicago) are the only two head coaches to face each other more often than Tomlin and Harbaugh (49 meetings).
- Tomlin holds a 21-16 advantage over Harbaugh in those 37 meetings (including playoffs).

INSIDE THE SERIES

CATEGORY	RECORD
Series History	Started in 1996
Overall	Steelers lead, 36-26
In Pittsburgh	Steelers lead, 21-12
At Baltimore	Steelers lead, 15-14
Neutral	--
Overall Regular Season	Steelers lead 32-25
In Pittsburgh	Steelers lead, 18-11
At Baltimore	Steelers lead, 15-14
Neutral	--
Streak	Ravens won last meeting
Last Regular-Season Game	L, 17-34 (Dec. 21, 2024 in Baltimore)
Postseason Series	Steelers lead, 3-1
In Pittsburgh	Steelers lead, 3-1
At Baltimore	--
Last Postseason Game	L, 30-17 (Jan. 3, 2015 at Pittsburgh)

2024 STATS COMPARISON

	STEELERS	RAVENS
Total Games	17	17
Total Drives	190	182
Total Drives per Game	11.2	10.7
First downs	318	393
Rushing 1st downs	122	164
Passing 1st downs	158	199
1st downs from penalties	38	30
3rd down eff. (Made-Att-Pct)	90-228-39%	92-191-48%
4th down eff. (Made-Att-Pct)	7-18-39%	8-15-53%
Total Net Yards	5,430	7,224
Avg. Yards per Game	319.4	424.9
Total Plays	1,081	1,055
Yards per play	5.0	6.8
Net Yards Rushing	2166	3189
Rush Attempts	533	554
Yards per rush	4.06	5.76
Net Yards Passing	3264	4035
Sacks-Yards lost	49-343	24-154
Gross Yards	3607	4189
Comp-Att-Pct	321-499-64%	318-477-67%
Yards per pass	6.54	8.46
Interceptions thrown	6	4
Punts (Num-Yds)	68-3161	55-2551
Punts blocked	0	0
Net Punting Avg Yds	40.8	40.3
Gross Punting Avg Yds	46.5	46.4

	STEELERS	RAVENS
Total Return Yds (no Kickoffs)	498	315
Punt Returns (Num-Yds)	28-289	22-213
Kickoff Returns (Num-Yds)	25-575	30-811
Int. Returns (Num-Yds)	17-209	12-102
Penalties-Yards	102-823	132-1,120
Turnovers	17	11
Fumbles lost	11	7
Interceptions thrown	6	4
Total Net Yards	5,430	7,224
Touchdowns	37	65
Rushing	14	21
Passing	21	41
Interceptions	0	2
Kickoff Returns	0	0
Fumble Returns	1	1
Punt Returns	1	0
Defensive/Special Teams TDs	2	3
Extra Points (Made-Att)	35-37	61-65
Kicking (Made-Att)	35-35	60-62
2Pt Conversions (Made-Att)	0-2	1-3
Safeties	0	0
Kickoffs (Num-EZ-TB)	90-61-49	105-89-76
Field Goals (Made-Att)	41-44	22-30
FGs Blocked - PATs Blocked	1-0	0-0
Goal to Go (Made-Att-Pct)	16-27-59%	31-35-89%
Red Zone (Made-Att-Pct)	27-56-48%	49-66-74%

STEELERS VS. RAVENS SUPERLATIVES						
Passing Yards						
	Name	Date	Site	Wk	Result	
506	Ben Roethlisberger	12/10/2017	H	14	W, 39-38	
340	Ben Roethlisberger	11/02/2014	H	9	W, 43-23	
334	Ben Roethlisberger	01/03/2015	H	18	L, 17-30	
Pass Completions						
44	Ben Roethlisberger	12/10/2017	H	14	W, 39-38	
36	Ben Roethlisberger	10/02/2020	H	12	W, 19-14	
31	Ben Roethlisberger	01/03/2015	H	18	L, 17-30	
Pass Attempts						
66	Ben Roethlisberger	12/10/2017	H	14	W, 39-38	
51	Ben Roethlisberger	10/02/2020	H	12	W, 19-14	
47	Ben Roethlisberger	11/04/2018	A	9	W, 23-16	
	Ben Roethlisberger	09/30/2018	H	4	L, 14-26	
Passing Touchdowns						
6	Ben Roethlisberger	11/02/2014	H	9	W, 43-23	
5	Ben Roethlisberger	11/05/2017	H	9	W, 38-7	
3	Tommy Maddox	09/07/2003	H	1	W, 34-15	
	Ben Roethlisberger	12/25/2016	H	16	W, 31-27	
	Kordell Stewart	10/05/1997	A	6	W, 42-34	
Long Pass						
90	Kordell Stewart	12/16/2001	A	14	W, 26-21	
81	Josh Miller	12/28/2003	A	17	L, 10-13	
71	Mason Rudolph	01/06/2024	A	18	W, 17-10	
Completion Percentage (min. 14 pass att.)						
90.0	Mason Rudolph	01/06/2024	A	18	W, 17-10	
81.3	Ben Roethlisberger	11/05/2007	H	9	W, 38-7	
75.0	Tommy Maddox	10/27/2002	A	8	W, 31-18	
Passer Rating (min. 14 pass att.)						
158.3	Ben Roethlisberger	11/05/2007	H	9	W, 38-7	
136.3	Ben Roethlisberger	11/02/2014	H	9	W, 43-23	
134.3	Tommy Maddox	09/07/2003	H	1	W, 34-15	
Rushing Yards						
144	Le'Veon Bell	10/01/2017	A	4	W, 26-9	
137	Jerome Bettis	10/05/1997	A	6	W, 42-34	
129	Le'Veon Bell	10/01/2015	H	4	L, 20-23	
Rushing Attempts						
35	Le'Veon Bell	10/01/2017	A	4	W, 26-9	
28	Jerome Bettis	10/05/1997	A	6	W, 42-34	
27	Jerome Bettis	12/26/2004	H	16	W, 20-7	
Rushing Touchdowns						
2	Nine times					
	Last: Le'Veon Bell	12/10/2017	H	14	W, 39-38	
Long Rush						
74	Kordell Stewart	10/05/1997	A	6	W, 42-34	
48	Richard Huntley	09/06/1998	A	1	W, 20-13	
43	Le'Veon Bell	12/28/2013	A	17	L, 10-13	
Receptions						
11	Antonio Brown	11/02/2014	H	9	W, 43-23	
	Antonio Brown	12/10/2017	H	14	W, 39-38	
10	Antonio Brown	12/25/2016	H	16	W, 31-27	
	Jesse James	12/10/2017	H	14	W, 39-38	
Receiving Yards						
213	Antonio Brown	12/10/2017	H	14	W, 39-38	
164	Plaxico Burress	12/16/2001	A	14	W, 26-21	
162	Yancy Thigpen	10/05/1997	A	6	W, 42-34	

STEELERS VS. RAVENS SUPERLATIVES						
Receiving Touchdowns						
2	Nine times					
	Last: Dontae Johnson	12/05/2021	H	12	W, 20-19	
Long Reception						
90	Bobby Shaw	12/16/2001	A	14	W, 26-21	
81	Chris Hope	12/28/2003	A	17	L, 10-13	
71	Dontae Johnson	01/06/2024	A	18	W, 17-10	
Scrimmage Yards						
213	Antonio Brown	12/10/2017	H	14	W, 39-38	
186	Le'Veon Bell	10/01/2017	A	4	W, 26-9	
165	Yancy Thigpen	10/05/1997	A	6	W, 42-34	
All-Purpose Yards						
213	Antonio Brown	12/10/2017	H	14	W, 39-38	
186	Le'Veon Bell	10/01/2017	A	4	W, 26-9	
178	Richard Huntley	12/12/1999	H	14	L, 24-31	
Tackles						
17	Lawrence Timmons	10/20/2013	H	7	W, 19-16	
15	Lawrence Timmons	10/03/2010	H	4	L, 14-17	
14	James Farrior	09/07/2003	H	1	W, 34-15	
Sacks						
3.5	T.J. Watt	12/05/2021	H	12	W, 20-19	
	James Harrison	11/05/2017	H	9	W, 38-7	
3.0	James Harrison	01/15/2011	H	19	W, 31-24	
	James Harrison	11/06/2011	H	9	L, 20-23	
Interceptions						
2	Brent Alexander	01/20/2002	H	19	W, 27-10	
	Dewayne Washington	09/19/1999	A	2	W, 23-20	
Most Points Scored						
43	11/02/2014		H	9	W, 43-23	
42	10/05/1997		A	6	W, 42-34	
39	12/10/2017		H	14	W, 39-38	
Fewest Points Scored						
0	09/02/2000		H	1	L, 0-16	
	11/26/2006		A	12	L, 0-27	
6	09/11/2014		A	2	L, 6-26	
Most Points Allowed						
38	12/10/2017		H	14	W, 39-38	
35	09/11/2011		A	1	L, 7-35	
34	12/21/2024		A	16	L, 17-34	
	10/05/1997		A	6	W, 42-34	
Fewest Points Allowed						
0	11/09/1997		H	10	W, 37-0	
6	10/18/1998		H	6	W, 16-6	
	10/29/2000		A	8	W, 9-6	
Margin of Victory						
37	11/09/1997		H	10	W, 37-0	
31	11/05/2007		H	8	W, 38-7	
20	11/02/2014		H	9	W, 43-23	
Margin of Defeat						
28	09/11/2011		A	1	L, 7-35	
27	11/26/2006		A	11	L, 0-27	
24	12/24/2006		H	15	L, 7-31	

ALL-TIME SERIES RESULTS				
Steelers lead, 36-26 (H: 21-12, A: 15-14)				
Date	Site	Wk	Gm	Result
12/21/2024	A	16	15	L, 17-34
10/17/2024	H	11	10	W, 18-16
01/06/2024	A	18	17	W, 17-10
10/08/2023	H	5	5	W, 17-10
01/01/2023	A	17	16	W, 16-13
12/11/2022	H	14	13	L, 16-14
01/09/2022	A	18	17	W, 16-13 (OT)
12/05/2021	H	13	12	W, 20-19
12/02/2020	H	12	11	W, 19-14
11/01/2020	A	8	7	W, 28-24
12/29/2019	A	17	16	L, 28-10
10/06/2019	H	5	5	L, 26-23 (OT)
11/04/2018	A	9	8	W, 23-16
09/30/2018	H	4	4	L, 26-14
12/10/2017	H	14	13	W, 39-38
10/01/2017	A	4	4	W, 26-9
12/25/2016	H	16	15	W, 31-27
11/06/2016	A	9	8	L, 21-14
12/27/2015	A	16	15	L, 20-17
10/01/2015	H	4	4	L, 23-20 (OT)
01/03/2015	H	18	17	L, 30-17
11/02/2014	H	9	9	W, 43-23
09/11/2014	A	2	2	L, 26-6
11/28/2013	A	13	12	L, 22-20
10/20/2013	H	7	6	W, 19-16
12/02/2012	A	13	12	W, 23-20
11/18/2012	H	11	10	L, 13-10
11/06/2011	H	9	9	L, 23-20
09/11/2011	A	1	1	L, 35-7
01/15/2011	H	19	17	W, 31-24
12/05/2010	A	13	12	W, 13-10
10/03/2010	H	4	4	L, 17-14

ALL-TIME SERIES RESULTS				
Steelers lead, 36-26 (H: 21-12, A: 15-14)				
Date	Site	Wk	Gm	Result
12/27/2009	H	16	15	W, 23-20
11/29/2009	A	12	11	L, 20-17 (OT)
01/18/2009	H	20	18	W, 23-14
12/14/2008	A	15	14	W, 13-9
09/29/2008	H	4	4	W, 23-20 (OT)
12/30/2007	A	17	16	L, 27-21
11/05/2007	H	9	8	W, 38-7
12/24/2006	H	16	15	L, 31-7
11/26/2006	A	12	11	L, 27-0
11/20/2005	A	11	10	L, 16-13 (OT)
10/31/2005	H	8	7	W, 20-19
12/26/2004	H	16	15	W, 20-7
09/19/2004	A	2	2	L, 30-13
12/28/2003	A	17	16	L, 13-10 (OT)
09/07/2003	H	1	1	W, 34-15
12/29/2002	H	17	16	W, 34-31
10/27/2002	A	8	7	W, 31-18
01/20/2002	H	19	17	W, 27-10
12/16/2001	A	14	13	W, 26-21
11/04/2001	H	8	7	L, 13-10
10/29/2000	A	9	8	W, 9-6
09/03/2000	H	1	1	L, 16-0
12/12/1999	H	14	13	L, 31-24
09/19/1999	A	2	2	W, 23-20
10/18/1998	H	7	6	W, 16-6
09/06/1998	A	1	1	W, 20-13
11/09/1997	H	11	10	W, 37-0
10/05/1997	A	6	5	W, 42-34
12/01/1996	A	14	13	L, 31-17
09/08/1996	H	2	2	W, 31-17

indicates playoff game



2024 WEEK 16
Pittsburgh Steelers 17, Baltimore Ravens 34
 71,313 🏟️ M@T Bank Stadium 🏟️ Dec 21, 2024



Pittsburgh Steelers	0	10	7	0	—	17
Baltimore Ravens	7	10	7	10	—	34

SCORING DRIVES

TEAM	QTR	TIME	SCORING PLAY	PIT	BAL
Ravens	1	05:52	I.Likely 9 yd. pass from L.Jackson (J.Tucker kick) (6-41, 3:08)	0	7
Steelers	2	14:56	M.Pruitt 1 yd. pass from R.Wilson (C.Boswell kick) (10-73, 5:56)	7	7
Ravens	2	07:28	R.Bateman 14 yd. pass from L.Jackson (J.Tucker kick) (8-96, 3:29)	7	14
Ravens	2	01:43	J.Tucker 51 yd. Field Goal (10-39, 4:14)	7	17
Steelers	2	00:00	C.Boswell 51 yd. Field Goal (9-37, 1:43)	10	17
Steelers	3	05:14	C.Patterson 12 yd. pass from R.Wilson (C.Boswell kick) (8-88, 4:38)	17	17
Ravens	3	01:50	M.Andrews 7 yd. pass from L.Jackson (J.Tucker kick) (6-60, 3:24)	17	24
Ravens	4	13:06	M.Humphrey 37 yd. interception return (J.Tucker kick)	17	31
Ravens	4	03:10	J.Tucker 23 yd. Field Goal (11-86, 6:09)	17	34

PITTSBURGH STEELERS

PASSING	ATT	CP	YDS	SK/YD	TD	LG	INT	RTG
Russell Wilson	33	22	217	3/19	2	44	1	92.6
TOTAL	33	22	217	3/19	2	44	1	92.6

RUSHING	ATT	YDS	AVG	LG	TD
Jaylen Warren	12	48	4.0	11	0
Najee Harris	9	42	4.7	11	0
Russell Wilson	3	27	9.0	19	0
TOTAL	24	117	4.9	19	0

RECEIVING	NO	YDS	AVG	LG	TD
Jaylen Warren	5	44	8.8	13	0
Calvin Austin III	4	65	16.3	44	0
Mike Williams	3	24	8.0	13	0
Pat Freiermuth	3	16	5.3	7	0
Van Jefferson	2	27	13.5	21	0
Ben Skowronek	2	25	12.5	17	0
Cordarrelle Patterson	1	12	12.0	12t	1
Connor Heyward	1	3	3.0	3	0
MyCole Pruitt	1	1	1.0	1t	1
TOTAL	22	217	9.9	44	2

TOP DEFENSE	TOT	SOLO	AST	SCK	YDS	INT
Patrick Queen	8	4	4	0.0	0.0	0
Damontae Kazee	7	7	0	0.0	0.0	0
Minkah Fitzpatrick	6	2	4	0.0	0.0	1

FIELD GOALS	FGM/FGA	PERCENT	RESULTS
Chris Boswell	1-1	100.0	51G
TOTAL	1-1	100.0	

BALTIMORE RAVENS

PASSING	ATT	CP	YDS	SK/YD	TD	LG	INT	RTG
Lamar Jackson	23	15	207	1/9	3	49	1	115.4
TOTAL	23	15	207	1/9	3	49	1	115.4

RUSHING	ATT	YDS	AVG	LG	TD
Derrick Henry	24	162	6.8	44	0
Justice Hill	2	30	15.0	25	0
Lamar Jackson	9	22	2.4	8	0
Zay Flowers	1	3	3.0	3	0
Rasheen Ali	1	2	2.0	2	0
Mark Andrews	1	1	1.0	1	0
TOTAL	38	220	5.8	44	0

RECEIVING	NO	YDS	AVG	LG	TD
Zay Flowers	5	100	20.0	49	0
Mark Andrews	4	37	9.3	16	1
Isaiah Likely	3	29	9.7	19	1
Derrick Henry	2	27	13.5	16	0
Rashod Bateman	1	14	14.0	14t	1
TOTAL	15	207	13.8	49	3

TOP DEFENSE	TOT	SOLO	AST	SCK	YDS	INT
Roquan Smith	10	5	5	0.0	0.0	0
Kyle Hamilton	8	5	3	0.0	0.0	0
Nnamdi Madubuike	7	4	3	0.5	2.5	0

FIELD GOALS	FGM/FGA	PERCENT	RESULTS
Justin Tucker	2-2	100.0	51G, 23G
TOTAL	2-2	100.0	

Team Statistics

	Steelers	Ravens
First Downs	19	25
3rd-Down Eff. (Made/Att/Pct)	4/10/40%	4/10/40%
4th-Down Eff. (Made/Att/Pct)	0/1/0%	0/0/0%
Total Net Yards	315	418
Total Plays	60	62
Yards Per Play	5.3	6.7
Rushes/Net Yards	24/117	38/220
Net Passing	198	198
Pass Attempts/Completions	33/22	23/15
Had Intercepted	1	1
Sacked/Yards Lost	3/19	1/9
Punts/Average	5/49.4	3/35.0
Penalties/Yards	5/29	2/10
Fumbles/Lost	2/1	3/0
Possession Time	27:35	32:25

KINGS OF THE NORTH

- Pittsburgh captured the 2020 AFC North title, which marked the franchise's 24th overall division title, and ninth since 2002.
- The Steelers earned a division title for the 24th time since the 1970 AFL-NFL merger – the most division crowns by an NFL team in that span.
- Since the AFC North was adopted after the restructuring of the 2002 NFL season when the League realigned divisions after expanding to 32 teams, **Mike Tomlin** has won the division seven times (2007, 2008, 2010, 2014, 2016, 2017 and 2020).
- No other coach has won the AFC North more than six times (John Harbaugh).
- Pittsburgh's nine AFC North titles nearly equal the combined total from the rest of the division since 2002.

AFC NORTH TITLES

TEAM	TITLES
Baltimore Ravens/Cincinnati Bengals/Cleveland Browns	13
Pittsburgh Steelers	9

AFC NORTH TITLES

RANK	TEAM	TITLES
1.	Pittsburgh Steelers	9
2.	Baltimore Ravens	7
3.	Cincinnati Bengals	6
4.	Cleveland Browns	0

STEELERS DOMINATE THE AFC NORTH

- Pittsburgh has either won or shared the AFC North Title 10 times (2002, 2004, 2007, 2008, 2010, 2011, 2014, 2016, 2017 and 2020) and finished second on eight other occasions (2005, 2006, 2009, 2013, 2015, 2018, 2021 and 2024).
- The AFC North in 2023 – with Baltimore (13-4), Cleveland (11-6), Pittsburgh (10-7) and Cincinnati (9-8) – became the first division with all teams finishing with a winning record since the 1935 West division.
- In 2023, Pittsburgh registered at least five division wins for the eighth time since 2002 and first time since 2017 (5-1).

MOST SEASONS WITH 5+ WINS VS. AFC NORTH – SINCE 2002

RANK	TEAM	SEASONS
1.	Pittsburgh Steelers	8
2.	Baltimore Ravens	3
	Cincinnati Bengals	3

- Pittsburgh has the NFL's best division record from Week 12 through the end of the regular season (40-15) since head coach **Mike Tomlin** took the reins in 2007.

BEST DIVISIONAL RECORD AFTER WEEK 12 – SINCE 2007

RANK	TEAM	W	L	T	WIN PCT.
1.	Pittsburgh Steelers	40	15	0	.727
2.	Indianapolis Colts	32	16	0	.667
3.	Green Bay Packers	32	17	1	.650
4.	Seattle Seahawks	32	18	0	.640
5.	New England Patriots	31	18	0	.633

- The Steelers have the NFL's best home division record from Week 12 through the end of the regular season (23-3) since head coach **Mike Tomlin** took the reins in 2007.

BEST HOME DIVISIONAL RECORD AFTER WEEK 12 – SINCE 2007

RANK	TEAM	W	L	T	WIN PCT.
1.	Pittsburgh Steelers	23	3	0	.885
2.	New England Patriots	19	6	0	.760
3.	Indianapolis Colts	22	8	0	.733
4.	Green Bay Packers	15	6	1	.705
5.	San Francisco 49ers	13	7	0	.650
	Baltimore Ravens	13	7	0	.650

- The Steelers played four straight division games in Week 11 (won 18-16 vs. Baltimore), Week 12 (lost 19-24 at Cleveland), Week 13 (won 44-38 at Cincinnati) and Week 14 (won 27-14 vs. Cleveland).
- First Pittsburgh span of four or more consecutive weeks of division games since 2001, prior to 2002 realignment (Weeks 7-11; Steelers went 4-1 vs. AFC Central, lost the second game on a short week).
- Pittsburgh owns an overall record of 99-45-1 (.686) against the AFC North.
- The Steelers own a playoff record of 5-2 (.714) against the AFC North.
- Pittsburgh's five postseason victories against AFC North foes are the most of any divisional team.

POSTSEASON AFC NORTH INTER-DIVISION RECORD

RANK	TEAM	W	L	T	WIN PCT.
1.	Pittsburgh Steelers	5	2	0	.714
2.	Cleveland Browns	1	1	0	.500
3.	Cincinnati Bengals	1	2	0	.333
4.	Baltimore Ravens	1	3	0	.250

- Pittsburgh's five postseason victories against AFC North foes are the most of any NFL team.
- The Steelers' .714 postseason win percentage against the AFC North is the best of any NFL team (min. three games).

POSTSEASON RECORD VS. AFC NORTH (MIN. 3)

RANK	TEAM	W	L	T	WIN PCT.
1.	Pittsburgh Steelers	5	2	0	.714
2.	Buffalo Bills	2	1	0	.667
	New England Patriots	4	2	0	.667
	L.A. Chargers	2	1	0	.667
5.	Indianapolis Colts	3	2	0	.600
	Houston Texans	3	2	0	.600

- Pittsburgh's 10 postseason victories against divisional foes are the most of any team in the NFL.
- The Steelers' .833 postseason win percentage against divisional foes is the second-best of any NFL team (min. five games).

POSTSEASON RECORD VS. DIVISIONAL FOES – SINCE 1970

RANK	TEAM	W	L	T	WIN PCT.
1.	Buffalo Bills	6	1	0	.857
2.	Pittsburgh Steelers	10	2	0	.833
	Green Bay Packers	5	1	0	.833
4.	L.A. Rams	4	2	0	.667
5.	Denver Broncos	3	2	0	.600

- The Steelers' 99 all-time wins against the AFC North are the most of any divisional team.
- Pittsburgh's .686 all-time win percentage against the AFC North is the best of any divisional team.
- Pittsburgh owns a regular-season record of 94-43-1 (.685) vs. AFC North.
- The Steelers' 94 regular-season wins against the AFC North are the most of any divisional team.
- Pittsburgh's .685 regular-season win percentage against the AFC North is the best of any divisional team.
- The Steelers' 94 regular-season wins and .685 regular-season win percentage against division opponents are the second-most and second best among all NFL teams in divisional games (New England, 98; New England, .710).

AFC NORTH INTER-DIVISION RECORD

RANK	TEAM	W	L	T	WIN PCT.
1.	Pittsburgh Steelers	94	43	1	.685
2.	Baltimore Ravens	78	60	0	.565
3.	Cincinnati Bengals	62	76	0	.449
4.	Cleveland Browns	41	96	1	.301

- The Steelers own an overall home record of 54-20 (.730) vs. AFC North.
- Pittsburgh owns a regular-season home record of 51-18 (.739) vs. AFC North.
- The Steelers 51 regular-season home wins vs. AFC North foes are the most of any divisional team.
- Pittsburgh's .739 regular-season home win percentage vs. AFC North is the best of any divisional team.
- Pittsburgh's 51 regular-season home wins and .739 regular-season home win percentage against division opponents are the second-most and second-best among all NFL teams in divisional games (New England, 54; New England, .783).

AFC NORTH INTER-DIVISION HOME RECORD

RANK	TEAM	W	L	T	WIN PCT.
1.	Pittsburgh Steelers	51	18	0	.739
2.	Baltimore Ravens	46	23	0	.667
3.	Cincinnati Bengals	34	35	0	.493
4.	Cleveland Browns	28	40	1	.413

- The Steelers own an overall road record of 45-25-1 (.641) vs. AFC North.
- Pittsburgh owns a regular-season road record of 43-25-1 (.630) vs. AFC North.
- The Steelers 43 regular-season road wins vs. AFC North foes are the most of any divisional team.
- Pittsburgh's .630 regular-season road win percentage vs. AFC North is the best of any divisional team.
- Pittsburgh's 43 regular-season road wins and .630 regular-season road win percentage against division opponents are tied for the second-most and second-best among all NFL teams in divisional games (New England, 44; Green Bay, 43; New England, .638).

AFC NORTH INTER-DIVISION ROAD RECORD

RANK	TEAM	W	L	T	WIN PCT.
1.	Pittsburgh Steelers	43	25	1	.630
2.	Baltimore Ravens	32	37	0	.464
3.	Cincinnati Bengals	28	41	0	.406
4.	Cleveland Browns	13	56	0	.188

AFC NORTH RESULTS (99-45-1)

Home: 54-20 • Away: 45-25-1 • Postseason: 5-2

Date	Opponent	Site	Week	Result
01/04/2025	Cincinnati Bengals	H	18	L, 17-19
12/21/2024	Baltimore Ravens	A	16	L, 17-34
12/08/2024	Cleveland Browns	H	14	W, 27-14
12/01/2024	Cincinnati Bengals	A	13	W, 44-38
11/21/2024	Cleveland Browns	A	12	L, 19-24
11/17/2024	Baltimore Ravens	H	11	W, 18-16
01/06/2024	Baltimore Ravens	A	18	W, 17-10
12/23/2023	Cincinnati Bengals	H	16	W, 34-11
11/26/2023	Cincinnati Bengals	A	12	W, 16-10
11/19/2023	Cleveland Browns	A	11	L, 10-13
10/08/2023	Baltimore Ravens	H	5	W, 17-10
09/18/2023	Cleveland Browns	H	2	W, 26-22
01/08/2023	Cleveland Browns	H	18	W, 28-14
01/01/2023	Baltimore Ravens	A	17	W, 16-13
12/11/2022	Baltimore Ravens	H	14	L, 14-16
11/20/2022	Cincinnati Bengals	H	11	L, 30-37
09/22/2022	Cleveland Browns	A	3	L, 17-29
09/11/2022	Cincinnati Bengals	A	1	W, 23-20
01/09/2022	Baltimore Ravens	A	18	W, 16-13
01/03/2022	Cleveland Browns	H	17	W, 26-14
12/05/2021	Baltimore Ravens	H	13	W, 20-19
11/28/2021	Cincinnati Bengals	A	12	L, 10-41
10/31/2021	Cleveland Browns	A	8	W, 15-10
09/26/2021	Cincinnati Bengals	H	3	L, 10-24
01/03/2021	Cleveland Browns	A	17	L, 22-24
01/10/2021	Cleveland Browns	H	WC	L, 37-48
12/21/2020	Cincinnati Bengals	A	15	L, 17-27
12/02/2020	Baltimore Ravens	H	12	W, 19-14
11/15/2020	Cincinnati Bengals	H	10	W, 36-10
11/01/2020	Baltimore Ravens	A	8	W, 28-24
10/18/2020	Cleveland Browns	H	6	W, 38-7
12/29/2019	Baltimore Ravens	A	17	L, 10-28
12/01/2019	Cleveland Browns	H	13	W, 20-13
11/24/2019	Cincinnati Bengals	A	12	W, 16-10
11/14/2019	Cleveland Browns	A	11	L, 7-21
10/06/2019	Baltimore Ravens	H	5	L, 23-26
09/30/2019	Cincinnati Bengals	H	4	W, 27-3
12/30/2018	Cincinnati Bengals	H	17	W, 16-13
11/04/2018	Baltimore Ravens	A	9	W, 23-16
10/28/2018	Cleveland Browns	H	8	W, 33-18
10/14/2018	Cincinnati Bengals	A	6	W, 28-21
09/30/2018	Baltimore Ravens	H	4	L, 14-26
09/09/2018	Cleveland Browns	A	1	T, 21-21
12/31/2017	Cleveland Browns	H	17	W, 28-24
12/10/2017	Baltimore Ravens	H	14	W, 39-38
12/04/2017	Cincinnati Bengals	A	13	W, 23-20
10/22/2017	Cincinnati Bengals	H	7	W, 29-14
10/01/2017	Baltimore Ravens	A	4	W, 26-9
09/10/2017	Cleveland Browns	A	1	W, 21-18
01/01/2017	Cleveland Browns	H	17	W, 27-24
12/25/2016	Baltimore Ravens	H	16	W, 31-27
12/18/2016	Cincinnati Bengals	A	15	W, 24-20
11/20/2016	Cleveland Browns	A	11	W, 24-9
11/06/2016	Baltimore Ravens	A	9	L, 14-21
09/18/2016	Cincinnati Bengals	H	2	W, 24-16
01/19/2016	Cincinnati Bengals	A	WC	W, 18-16

AFC NORTH RESULTS (99-45-1)

Home: 54-20 • Away: 45-25-1 • Postseason: 5-2

Date	Opponent	Site	Week	Result
01/03/2016	Cleveland Browns	A	17	W, 28-12
12/27/2015	Baltimore Ravens	A	16	L, 17-20
12/13/2015	Cincinnati Bengals	A	14	W, 33-20
11/15/2015	Cleveland Browns	H	10	W, 30-9
11/01/2015	Cincinnati Bengals	H	8	L, 10-16
10/01/2015	Baltimore Ravens	H	4	L, 20-23
01/03/2015	Baltimore Ravens	H	WC	L, 17-30
12/28/2014	Cincinnati Bengals	H	17	W, 27-17
12/07/2014	Cincinnati Bengals	A	14	W, 42-21
11/02/2014	Baltimore Ravens	H	9	W, 43-23
10/12/2014	Cleveland Browns	A	6	L, 10-31
09/11/2014	Baltimore Ravens	A	2	L, 6-26
09/07/2014	Cleveland Browns	H	1	W, 30-27
12/29/2013	Cleveland Browns	H	17	W, 20-7
12/15/2013	Cincinnati Bengals	H	15	W, 30-20
11/28/2013	Baltimore Ravens	A	13	L, 20-22
11/24/2013	Cleveland Browns	A	12	W, 27-11
10/20/2013	Baltimore Ravens	H	7	W, 19-16
09/16/2013	Cincinnati Bengals	A	2	L, 10-20
12/30/2012	Cleveland Browns	H	17	W, 24-10
12/23/2012	Cincinnati Bengals	H	16	L, 10-13
12/02/2012	Baltimore Ravens	A	13	W, 23-20
11/25/2012	Cleveland Browns	A	12	L, 14-20
11/18/2012	Baltimore Ravens	H	11	L, 10-13
10/21/2012	Cincinnati Bengals	A	7	W, 24-17
01/01/2012	Cleveland Browns	A	17	W, 13-9
01/15/2011	Baltimore Ravens	H	DIV	W, 31-24
12/08/2011	Cleveland Browns	H	14	W, 14-3
12/04/2011	Cincinnati Bengals	H	13	W, 35-7
11/13/2011	Cincinnati Bengals	A	10	W, 24-17
11/06/2011	Baltimore Ravens	H	9	L, 20-23
09/11/2011	Baltimore Ravens	A	1	L, 7-35
01/02/2011	Cleveland Browns	A	17	W, 41-9
12/12/2010	Cincinnati Bengals	H	14	W, 23-7
12/05/2010	Baltimore Ravens	A	13	W, 13-10
11/08/2010	Cincinnati Bengals	A	9	W, 27-21
10/17/2010	Cleveland Browns	H	6	W, 28-10
10/03/2010	Baltimore Ravens	H	4	L, 14-17
12/27/2009	Baltimore Ravens	H	16	W, 23-20
12/10/2009	Cleveland Browns	A	14	L, 6-13
11/29/2009	Baltimore Ravens	A	12	L, 17-20
11/15/2009	Cincinnati Bengals	H	10	L, 12-18
10/18/2009	Cleveland Browns	H	6	W, 27-14
09/27/2009	Cincinnati Bengals	A	3	L, 20-23
01/18/2009	Baltimore Ravens	H	LC	W, 23-14
12/28/2008	Cleveland Browns	H	17	W, 31-0
12/14/2008	Baltimore Ravens	A	15	W, 13-9
11/20/2008	Cincinnati Bengals	H	12	W, 27-10
10/19/2008	Cincinnati Bengals	A	7	W, 38-10
09/29/2008	Baltimore Ravens	H	4	W, 23-20
09/14/2008	Cleveland Browns	A	2	W, 10-6
12/30/2007	Baltimore Ravens	A	17	L, 21-27
12/02/2007	Cincinnati Bengals	H	13	W, 24-10
11/11/2007	Cleveland Browns	H	10	W, 31-28
11/05/2007	Baltimore Ravens	H	9	W, 38-7
10/28/2007	Cincinnati Bengals	A	8	W, 24-13

AFC NORTH RESULTS (99-45-1)

Home: 54-20 • Away: 45-25-1 • Postseason: 5-2

Date	Opponent	Site	Week	Result
09/09/2007	Cleveland Browns	A	1	W, 34-7
12/31/2006	Cincinnati Bengals	A	17	W, 23-17
12/24/2006	Baltimore Ravens	H	16	L, 7-31
12/07/2006	Cleveland Browns	H	14	W, 27-7
11/26/2006	Baltimore Ravens	A	12	L, 0-27
11/19/2006	Cleveland Browns	A	11	W, 24-20
09/24/2006	Cincinnati Bengals	H	3	L, 20-28
01/08/2006	Cincinnati Bengals	A	WC	W, 31-17
12/24/2005	Cleveland Browns	A	16	W, 41-0
12/04/2005	Cincinnati Bengals	H	13	L, 31-38
11/20/2005	Baltimore Ravens	A	11	L, 13-16
11/13/2005	Cleveland Browns	H	10	W, 34-21
10/31/2005	Baltimore Ravens	H	8	W, 20-19
10/23/2005	Cincinnati Bengals	A	7	W, 27-13
12/26/2004	Baltimore Ravens	H	16	W, 20-7
11/21/2004	Cincinnati Bengals	A	11	W, 19-14
11/14/2004	Cleveland Browns	A	10	W, 24-10
10/10/2004	Cleveland Browns	H	5	W, 34-23
10/03/2004	Cincinnati Bengals	H	4	W, 28-17
09/19/2004	Baltimore Ravens	A	2	L, 13-30
12/28/2003	Baltimore Ravens	A	17	L, 10-13
11/30/2003	Cincinnati Bengals	H	13	L, 20-24
11/23/2003	Cleveland Browns	A	12	W, 13-6
10/05/2003	Cleveland Browns	H	5	L, 13-33
09/21/2003	Cincinnati Bengals	A	3	W, 17-10
09/07/2003	Baltimore Ravens	H	1	W, 34-15
01/05/2003	Cleveland Browns	H	WC	W, 36-33
12/29/2002	Baltimore Ravens	H	17	W, 34-31
11/24/2002	Cincinnati Bengals	H	12	W, 29-21
11/03/2002	Cleveland Browns	A	9	W, 23-20
10/27/2002	Baltimore Ravens	A	8	W, 31-18
10/13/2002	Cincinnati Bengals	A	6	W, 34-7
09/29/2002	Cleveland Browns	H	4	W, 16-13
indicates playoff game				

A COMMON FOE IN THE SAME YEAR

- Pittsburgh will play Baltimore for the third time this season when they meet in the AFC Wild Card playoff game.
- The Steelers are 10-2 (.833) all-time in the third match-up of the season in such games, including 3-1 against the Ravens (2001, 2008, 2010 and 2014).
- The following is a look at the Steelers' matchups when playing a team three times in the same season.

DATE	OPPONENT	RESULT	GAME
10/23/1978	vs. Houston Oilers	L, 17-24	Regular Season
12/03/1978	at Houston Oilers	W, 13-3	Regular Season
01/07/1979	vs. Houston Oilers	W, 34-5	AFC Championship
09/09/1979	vs. Houston Oilers	W, 38-7	Regular Season
12/10/1979	at Houston Oilers	L, 17-20	Regular Season
01/06/1980	vs. Houston Oilers	W, 27-13	AFC Championship
10/22/1989	at Houston Oilers	L, 0-27	Regular Season
12/03/1989	vs. Houston Oilers	L, 16-23	Regular Season
12/31/1989	vs. Houston Oilers	W, 26-23 (OT)	AFC Wild Card
09/11/1994	at Cleveland Browns	W, 17-10	Regular Season
12/18/1994	vs. Cleveland Browns	W, 17-7	Regular Season
01/07/1995	vs. Cleveland Browns	W, 29-9	AFC Divisional Playoff
11/04/2001	vs. Baltimore Ravens	L, 10-13	Regular Season
12/16/2001	at Baltimore Ravens	W, 26-21	Regular Season
01/20/2002	vs. Baltimore Ravens	W, 27-10	AFC Divisional Playoff
09/29/2002	vs. Cleveland Browns	W, 16-13 (OT)	Regular Season
11/03/2002	at Cleveland Browns	W, 23-20	Regular Season
01/05/2003	vs. Cleveland Browns	W, 36-33	AFC Wild Card
10/23/2005	at Cincinnati Bengals	W, 27-13	Regular Season
12/04/2005	vs. Cincinnati Bengals	L, 31-38	Regular Season
01/08/2006	at Cincinnati Bengals	W, 31-17	AFC Wild Card
09/29/2008	vs. Baltimore Ravens	W, 23-20	Regular Season
12/14/2008	at Baltimore Ravens	W, 13-9	Regular Season
01/18/2009	vs. Baltimore Ravens	W, 23-14	AFC Championship
10/03/2010	vs. Baltimore Ravens	L, 14-17	Regular Season
12/05/2010	at Baltimore Ravens	W, 13-10	Regular Season
01/05/2011	vs. Baltimore Ravens	W, 31-24	AFC Divisional Playoff
09/11/2014	at Baltimore Ravens	L, 6-26	Regular Season
11/02/2014	vs. Baltimore Ravens	W, 43-23	Regular Season
01/03/2015	vs. Baltimore Ravens	L, 17-30	AFC Wild Card
11/01/2015	vs. Cincinnati Bengals	L, 10-16	Regular Season
12/13/2015	at Cincinnati Bengals	W, 33-20	Regular Season
01/09/2016	at Cincinnati Bengals	W, 18-16	AFC Wild Card
10/18/2020	vs. Cleveland Browns	W, 38-7	Regular Season
01/03/2021	at Cleveland Browns	L, 22-24	Regular Season
01/10/2021	vs. Cleveland Browns	L, 37-48	AFC Wild Card

STEELERS IN THE PLAYOFFS

- Pittsburgh has made 34 playoff appearances since the 1970 AFL-NFL merger.
- The Steelers own a 36-27 (.571) record in the playoffs since the 1970 AFL-NFL merger.
- Pittsburgh has played 63 playoff games since the 1970 AFL-NFL merger, which is the most since the 1970 AFL-NFL merger.

MOST PLAYOFF GAMES – SINCE 1970

RANK	TEAM	GAMES
1.	Pittsburgh Steelers	63
2.	Dallas Cowboys	62
3.	San Francisco 49ers	61
4.	New England Patriots	57
5.	Minnesota Vikings	48
	Green Bay Packers	48
7.	Philadelphia Eagles	46
8.	L.A. Rams	45
9.	Miami Dolphins	43
10.	Denver Broncos	42

- Pittsburgh's 36 playoff victories are tied with New England for the second-most since the 1970 AFL-NFL merger.

MOST PLAYOFF WINS – SINCE 1970

RANK	TEAM	WINS
1.	San Francisco 49ers	38
2.	Pittsburgh Steelers	36
	New England Patriots	36
4.	Dallas Cowboys	35
5.	Green Bay Packers	25
6.	L.A. Rams	23
	Denver Broncos	23
8.	Las Vegas Raiders	22
9.	Philadelphia Eagles	21
	N.Y. Giants	21

- Pittsburgh's .571 playoff winning percentage is the fourth-highest since the 1970 AFL-NFL merger (min. 30 games played).

HIGHEST PLAYOFF WIN PCT. – SINCE 1970 (MIN. 30)

RANK	TEAM	W	L	WIN PCT.
1.	New England Patriots	36	21	.632
2.	San Francisco 49ers	38	23	.623
3.	N.Y. Giants	21	13	.618
4.	Pittsburgh Steelers	36	27	.571
5.	Baltimore Ravens	17	13	.567
6.	Dallas Cowboys	35	27	.565
7.	Las Vegas Raiders	22	17	.564
8.	Washington Commanders	20	16	.556
9.	Denver Broncos	23	19	.548
10.	Green Bay Packers	25	23	.521

- Pittsburgh has played 32 home playoff games since the 1970 AFL-NFL merger, which is the second-most since the 1970 AFL-NFL merger.

MOST HOME PLAYOFF GAMES – SINCE 1970

RANK	TEAM	GAMES
1.	San Francisco 49ers	34
2.	Pittsburgh Steelers	32
3.	Dallas Cowboys	29
4.	New England Patriots	28
5.	Philadelphia Eagles	23
6.	Denver Broncos	22
	Miami Dolphins	22
8.	Kansas City Chiefs	21
	Green Bay Packers	21
	Minnesota Vikings	21

- Pittsburgh is 21-11 (.656) at home in the postseason since the 1970 AFL-NFL merger.
- The Steelers' 21 playoff home wins are the third-most in the League since the 1970 AFL-NFL merger.

MOST PLAYOFF HOME WINS – SINCE 1970

RANK	TEAM	WINS
1.	San Francisco 49ers	26
2.	New England Patriots	23
3.	Pittsburgh Steelers	21
4.	Dallas Cowboys	20
5.	Denver Broncos	17
6.	Las Vegas Raiders	16
7.	Miami Dolphins	15
	Philadelphia Eagles	15
9.	Green Bay Packers	14
	Buffalo Bills	14

- Pittsburgh's .656 playoff home win percentage is the 11th-best since the 1970 AFL-NFL merger (min. 15 games).

BEST HOME PLAYOFF WIN PCT. – SINCE 1970 (MIN. 15)

RANK	TEAM	W	L	WIN PCT.
1.	Buffalo Bills	14	3	.824
2.	New England Patriots	23	5	.821
3.	Las Vegas Raiders	16	4	.800
	Seattle Seahawks	12	3	.800
5.	Denver Broncos	17	5	.773
6.	San Francisco 49ers	26	8	.765
7.	Washington Commanders	12	4	.750
8.	Dallas Cowboys	20	9	.690
9.	Miami Dolphins	15	7	.682
10.	Green Bay Packers	14	7	.667
11.	Pittsburgh Steelers	21	11	.656
12.	Philadelphia Eagles	15	8	.652

- Pittsburgh has played 23 road playoff games since the 1970 AFL-NFL merger, which is tied for the fourth-most since the 1970 AFL-NFL merger.

MOST ROAD PLAYOFF GAMES – SINCE 1970

RANK	TEAM	GAMES
1.	Dallas Cowboys	25
2.	Green Bay Packers	24
	Minnesota Vikings	24
4.	Pittsburgh Steelers	23
	L.A. Rams	23
	Tennessee Titans	23
7.	Indianapolis Colts	22
8.	Baltimore Ravens	19
	San Francisco 49ers	19
	Philadelphia Eagles	19

- Pittsburgh is 9-14 (.391) on the road in the postseason since the 1970 AFL-NFL merger.

- Pittsburgh's nine playoff road wins are tied for the fifth-most since the 1970 AFL-NFL merger.

MOST PLAYOFF ROAD WINS – SINCE 1970

RANK	TEAM	WINS
1.	Baltimore Ravens	11
2.	Tennessee Titans	10
	L.A. Rams	10
	Dallas Cowboys	10
5.	Pittsburgh Steelers	9
	N.Y. Giants	9
	Green Bay Packers	9
8.	Indianapolis Colts	7
	Minnesota Vikings	7
	New England Patriots	7
	San Francisco 49ers	7
	N.Y. Giants	7

- Pittsburgh's .391 playoff road win percentage is the seventh-best in the League since the 1970 AFL-NFL merger (min. 15 games).

BEST ROAD PLAYOFF WIN PCT. – SINCE 1970 (MIN. 15)

RANK	TEAM	W	L	WIN PCT.
1.	Baltimore Ravens	11	8	.579
2.	N.Y. Giants	9	8	.529
3.	L.A. Rams	10	13	.435
	Tennessee Titans	10	13	.435
5.	N.Y. Jets	7	10	.412
6.	Dallas Cowboys	10	15	.400
7.	Pittsburgh Steelers	9	14	.391
8.	New England Patriots	7	11	.389
9.	Green Bay Packers	9	15	.375
10.	San Francisco 49ers	7	12	.368

STEELERS VS. TEAMS: PLAYOFFS – FRANCHISE HISTORY

TEAM	RECORD	WIN PCT.
Indianapolis Colts	5-0	1.000
Cincinnati Bengals	2-0	1.000
N.Y. Jets	2-0	1.000
Arizona Cardinals**	1-0	1.000
L.A. Rams**	1-0	1.000
Minnesota Vikings**	1-0	1.000
Seattle Seahawks**	1-0	1.000
Baltimore Ravens	3-1	.750
Houston Oilers/Tennessee Titans	3-1	.750
Cleveland Browns	2-1	.667
Dallas Cowboys**	2-1	.667
Las Vegas Raiders	3-3	.500
Buffalo Bills	2-2	.500
Miami Dolphins	2-2	.500
Denver Broncos	3-5	.375
Kansas City Chiefs	1-2	.333
L.A. Chargers	1-2	.333
New England Patriots	1-4	.200
Green Bay Packers**	0-1	.000
Detroit Lions	0-1	.000
Jacksonville Jaguars	0-2	.000
Philadelphia Eagles*	0-1	.000
Total	36-29	.563

* 1947 Eastern Division playoff game
 ** Super Bowl opponent

STEELERS IN THE WILD CARD

- The Steelers have made 14 appearances in an NFL Wild Card playoff game since the 1970 AFL-NFL merger.
- Pittsburgh owns a 6-8 (.429) record in the Wild Card round, including 3-4 (.429) at home and 3-4 (.429) on the road.

DATE	OPPONENT	RESULT
01/15/2024	at Buffalo Bills	L, 31-17
01/16/2022	at Kansas City Chiefs	L, 42-21
01/10/2021	vs. Cleveland Browns	L, 48-37
01/08/2017	vs. Miami Dolphins	W, 30-12
01/09/2016	at Cincinnati Bengals	W, 18-16
01/03/2015	vs. Baltimore Ravens	L, 30-17
01/08/2012	at Denver Broncos	L, 29-23
01/05/2008	vs. Jacksonville Jaguars	L, 31-29
01/08/2006	at Cincinnati Bengals	W, 31-17
01/05/2003	vs. Cleveland Browns	W, 36-33
12/29/1996	vs. Indianapolis Colts	W, 42-14
01/08/1994	at Kansas City Chiefs	L, 24-27 (ot)
12/31/1989	at Houston Oilers	W, 26-23
01/09/1983	vs. San Diego Chargers	L, 31-28
Total		6-8 (.429)

STEELERS IN THE DIVISIONAL ROUND

- Pittsburgh owns a 16-9 (.640) record in its 25 divisional playoff games since the 1970 AFL-NFL merger.

DATE	OPPONENT	RESULT
01/14/2018	vs. Jacksonville Jaguars	L, 45-42
01/15/2017	at Kansas City Chiefs	W, 18-6
01/17/2016	at Denver Broncos	L, 23-16
01/15/2011	vs. Baltimore Ravens	W, 31-24
01/11/2009	vs. San Diego Chargers	W, 35-24
01/15/2006	at Indianapolis Colts	W, 21-18
01/15/2005	vs. New York Jets	W, 20-17 (ot)
01/11/2003	at Tennessee Titans	L, 34-31 (ot)
01/20/2002	vs. Baltimore Ravens	W, 27-10
01/03/1998	vs. New England Patriots	W, 7-6
01/05/1997	at New England Patriots	L, 28-3
01/06/1996	vs. Buffalo Bills	W, 40-21
01/07/1995	vs. Cleveland Browns	W, 29-9
01/09/1993	vs. Buffalo Bills	L, 24-3
01/07/1990	at Denver Broncos	L, 24-23
12/30/1984	at Denver Broncos	W, 24-17
01/01/1984	at Los Angeles Raiders	L, 38-10
12/30/1979	vs. Miami Dolphins	W, 34-14
12/30/1978	vs. Denver Broncos	W, 33-10
12/24/1977	at Denver Broncos	L, 34-21
12/19/1976	at Baltimore Colts	W, 40-14
12/27/1975	vs. Baltimore Colts	W, 28-10
12/22/1974	vs. Buffalo Bills	W, 32-14
12/22/1973	at Las Vegas Raiders	L, 33-14
12/23/1972	vs. Las Vegas Raiders	W, 13-7
Total		16-9 (.640)

- The Steelers' 25 divisional playoff game appearances are tied for the second-most in the League since the 1970 AFL-NFL merger.

MOST DIVISIONAL PLAYOFF GAMES – SINCE 1970

RANK	TEAM	GAMES
1.	San Francisco 49ers	26
2.	Pittsburgh Steelers	25
	Dallas Cowboys	25
4.	Minnesota Vikings	21
	New England Patriots	21
6.	Green Bay Packers	20
7.	L.A. Rams	17
	Indianapolis Colts	17
	Miami Dolphins	17
10.	Las Vegas Raiders	16
	Denver Broncos	16

- Pittsburgh's .640 divisional playoff win percentage is the fifth-best in the League since the 1970 AFL-NFL merger.

BEST DIVISIONAL PLAYOFF WIN PCT. – SINCE 2007 (MIN. 15)

RANK	TEAM	W	L	WIN PCT.
1.	San Francisco 49ers	19	7	.731
2.	New England Patriots	15	6	.714
3.	Las Vegas Raiders	11	5	.688
4.	L.A. Rams	11	6	.647
5.	Pittsburgh Steelers	16	9	.640
6.	Denver Broncos	10	6	.625
7.	Dallas Cowboys	14	11	.560
8.	Philadelphia Eagles	8	7	.533
9.	Green Bay Packers	9	11	.450
10.	Minnesota Vikings	9	12	.429

STEELERS IN THE AFC CHAMPIONSHIP

- The Steelers made their 16th appearance in an AFC Championship Playoff game when they fell to the New England Patriots, 36-17, on Sunday, Jan. 22, 2017, at Gillette Stadium.
- Pittsburgh has an 8-8 (.500) record in its 16 AFC Championship games since the 1970 AFL-NFL merger.

DATE	OPPONENT	RESULT
01/22/2017	at New England Patriots	L, 36-17
01/23/2011	vs. New York Jets	W, 24-18
01/18/2009	vs. Baltimore Ravens	W, 23-14
01/22/2006	at Denver Broncos	W, 34-17
01/23/2005	vs. New England Patriots	L, 41-27
01/27/2002	vs. New England Patriots	L, 24-17
01/11/1998	vs. Denver Broncos	L, 24-21
01/14/1996	vs. Indianapolis Colts	W, 20-16
01/15/1995	vs. San Diego Chargers	L, 17-13
01/06/1985	at Miami Dolphins	L, 45-28
01/06/1980	vs. Houston Oilers	W, 27-13
01/07/1979	vs. Houston Oilers	W, 34-5
12/26/1976	at Las Vegas Raiders	L, 24-7
01/04/1976	vs. Las Vegas Raiders	W, 16-10
12/29/1974	at Las Vegas Raiders	W, 24-13
12/31/1972	vs. Miami Dolphins	L, 21-17
Total		8-8 (.500)

- The Steelers' 16 conference championship game appearances are the second-most in the League since the 1970 AFL-NFL merger.

- Pittsburgh has played in the Super Bowl three times since 2005 and the Steelers' eight trips to the Super Bowl are tied for the second-most in NFL history.

MOST CONFERENCE CHAMPIONSHIP GAMES – SINCE 1970

RANK	TEAM	GAMES
1.	San Francisco 49ers	19
2.	Pittsburgh Steelers	16
3.	New England Patriots	15
4.	Dallas Cowboys	14
5.	L.A. Rams	11
	Las Vegas Raiders	11
7.	Denver Broncos	10
8.	Green Bay Packers	9
	Minnesota Vikings	9
10.	Philadelphia Eagles	8

- Pittsburgh's eight conference championship wins are tied for the second-most in the League since the 1970 AFL-NFL merger.

MOST SUPER BOWL GAMES

RANK	TEAM	GAMES
1.	New England Patriots	11
2.	Pittsburgh Steelers	8
	Dallas Cowboys	8
	Denver Broncos	8
	San Francisco 49ers	8
6.	Kansas City Chiefs	6
7.	Green Bay Packers	5
	L.A. Rams	5
	Miami Dolphins	5
	Las Vegas Raiders	5
	Washington Commanders	5
	N.Y. Giants	5

- The Steelers' six wins in the Super Bowl are tied for the most in NFL history.

MOST CONFERENCE CHAMPIONSHIP WINS – SINCE 1970

RANK	TEAM	WINS
1.	New England Patriots	11
2.	Pittsburgh Steelers	8
	Denver Broncos	8
	Dallas Cowboys	8
	San Francisco 49ers	8
6.	L.A. Rams	5
	Miami Dolphins	5
	Washington Commanders	5
	N.Y. Giants	5
10.	Buffalo Bills	4
	Las Vegas Raiders	4
	Philadelphia Eagles	4
	Kansas City Chiefs	4

MOST SUPER BOWL WINS

RANK	TEAM	GAMES
1.	Pittsburgh Steelers	6
	New England Patriots	6
3.	Dallas Cowboys	5
	San Francisco 49ers	5
5.	Green Bay Packers	4
	N.Y. Giants	4
	Kansas City Chiefs	4
8.	Denver Broncos	3
	Las Vegas Raiders	3
	Washington Commanders	3

- Pittsburgh's .750 Super Bowl win percentage is the third-best in NFL history (min. five games).

STEELERS SUPER BOWL HISTORY

- The Steelers are 36-27 (.571) in the postseason since the 1970 AFL-NFL merger, including a 21-11 (.656) record at home, 9-14 (.391) mark on the road and 6-2 (.750) record at neutral sites (Super Bowls IX, X, XIII, XIV, XXX, XL, XLIII and XLV).

DATE	OPPONENT	RESULT	SITE
01/12/1975	Minnesota Vikings	W, 16-6	New Orleans, La.
01/18/1976	Dallas Cowboys	W, 21-17	Miami, Fla.
01/21/1979	Dallas Cowboys	W, 35-31	Miami, Fla.
01/20/1980	L.A. Rams	W, 31-19	Pasadena, Calif.
01/28/1996	Dallas Cowboys	L, 27-17	Tempe, Ariz.
02/05/2006	Seattle Seahawks	W, 21-10	Detroit, Mich.
02/01/2009	Arizona Cardinals	W, 27-23	Tampa, Fla.
02/06/2011	Green Bay Packers	L, 31-25	Arlington, Texas
Total		6-2 (.750)	

BEST SUPER BOWL WIN PCT. – NFL HISTORY (MIN. 5)

RANK	TEAM	W	L	WIN PCT.
1.	Green Bay Packers	4	1	.800
	N.Y. Giants	4	1	.800
3.	Pittsburgh Steelers	6	2	.750
4.	Kansas City Chiefs	4	2	.667
5.	San Francisco 49ers	5	3	.625
	Dallas Cowboys	5	3	.625

TOMLIN IN THE PLAYOFFS

- **Mike Tomlin** is only the second coach in NFL history to reach two Super Bowls in his first four seasons as a head coach (Joe Gibbs - Washington Redskins).
- The Steelers are 8-10 (.444) during the Tomlin era in the postseason, with four of the losses being by six points or less.
- Tomlin is the second-youngest coach in NFL history to win a Super Bowl.
- The following is a look at the youngest head coaches in Super Bowl history.

SEASON	HEAD COACH	TEAM	YEAR, DAYS
2021	Sean McVay	L.A. Rams	36, 20
2008	Mike Tomlin	Pittsburgh	36, 323
1995	Bill Cowher	Pittsburgh	38, 265
1968	Don Shula	Baltimore	39, 8
2002	Jon Gruden	Tampa Bay	39, 162
1967	John Rauch	Oakland	40, 147

- Tomlin became just the seventh coach in NFL history to win a Super Bowl within his first two seasons as head coach.
- The following is a look at the eight coaches who have won a Super Bowl within their first two seasons.

YEAR	HEAD COACH	TEAM	SEASON
2017	Doug Pederson	Philadelphia Eagles	2nd
2008	Mike Tomlin	Pittsburgh Steelers	2nd
2000	Brian Billick	Baltimore Ravens	2nd
1995	Barry Switzer	Dallas Cowboys	2nd
1989	George Siefert	San Francisco 49ers	1st
1982	Joe Gibbs	Washington Redskins	2nd
1980	Tom Flores	Las Vegas Raiders	2nd
1971	Don McCafferty	Baltimore Colts	2nd

WINNINGEST ACTIVE COACHES: POSTSEASON

RANK	COACH	GAMES	W	L	PCT.
1.	Zac Taylor	7	5	2	.714
2.	Dan Campbell	3	2	1	.667
	Kyle Shanahan	12	8	4	.667
4.	Sean McVay	11	7	4	.636
5.	Jim Harbaugh	8	5	3	.625
	Doug Pederson	8	5	3	.625
7.	Andy Reid	40	24	16	.600
8.	John Harbaugh	21	12	9	.571
9.	Sean Payton	17	9	8	.529
10.	Mike McCarthy	22	11	11	.500
	Demeco Ryans	2	1	1	.500
	Brian Daboll	2	1	1	.500
13.	Sean McDermott	11	5	6	.455
14.	Mike Tomlin	18	8	10	.444
15.	Matt LaFleur	7	3	4	.429
16.	Nick Sirianni	5	2	3	.400
17.	Todd Bowles	3	1	2	.333
	Kevin Stefanski	3	1	2	.333
19.	Kevin O'Connell	1	0	1	.000
	Mike McDaniel	2	0	2	.000

- Tomlin has led the Steelers to the playoffs 12 times in his career.
- His 12 playoff appearances are tied for the sixth-most by a head coach since the 1970 AFL-NFL merger.

MOST PLAYOFF APPEARANCES BY HEAD COACH – SINCE 1970

RANK	COACH	PLAYOFFS
1.	Andy Reid	20
2.	Bill Belichick	19
3.	Don Shula	16
4.	Tom Landry	14
5.	Marty Schottenheimer	13
6.	Mike Tomlin	12
	Chuck Noll	12
	John Harbaugh	12
	Mike Holmgren	12
	Mike McCarthy	12
	Pete Carroll	12

- Tomlin's 12 playoff appearances are tied for the second-most by an active head coach.

MOST PLAYOFF APPEARANCES BY ACTIVE HEAD COACH

RANK	COACH	PLAYOFFS
1.	Andy Reid	20
2.	Mike Tomlin	12
	John Harbaugh	12
	Mike McCarthy	12
5.	Sean Payton	10

- Tomlin's 12 playoff appearances are tied for the second-most by a head coach since 2007.

MOST PLAYOFF APPEARANCES BY HEAD COACH – SINCE 2007

RANK	COACH	PLAYOFFS
1.	Andy Reid	14
2.	Mike Tomlin	12
	John Harbaugh	12
	Mike McCarthy	12
5.	Sean Payton	9

STEELERS PLAYOFF OVERTIME GAMES

- Pittsburgh's last overtime playoff game - a loss at Denver in a 2011 Wild Card Game - was the team's fifth overtime postseason game in franchise history.
- The Steelers are 2-3 in those contests (1-3 on the road), with all games being decided by six points (except for the Broncos game). All three of the Steelers' overtime losses have come on the road.

DATE	OPPONENT	RESULT	ROUND
12/31/1989	at Houston Oilers	W, 26-23	Wild Card
01/08/1994	at Kansas City Chiefs	L, 27-24	Wild Card
01/11/2003	at Tennessee Titans	L, 34-31	Divisional
01/15/2005	vs. New York Jets	W, 20-17	Divisional
01/08/2012	at Denver Broncos	L, 29-23	Wild Card

MISCELLANEOUS STEELERS POSTSEASON NOTES

- In 2005, the Steelers became the first No. 6 seed in NFL history to win the Super Bowl. Since then, three other Wild Card teams have gone on to win the Super Bowl ('20 Tampa Bay, fifth seed; '10 Green Bay, sixth seed; '07 Giants, fifth seed).
- The Steelers won the AFC Central title a team-record six consecutive seasons from 1974-79. They also won four consecutive division titles from 1994-97.
- The Steelers won a team-record seven consecutive postseason games, including two Super Bowls (IX and X), from Dec. 22, 1974 through Dec. 19, 1976. They won six consecutive postseason games from Dec. 30, 1978 through Jan. 20, 1980, including wins in Super Bowls XIII and XIV.
- The Steelers have been shut out only once in the postseason, during the 1947 Eastern Division Playoff game, Dec. 21, 1947, versus the Philadelphia Eagles. The Steelers and Eagles finished that season with 8-4 records and tied for first place in the Eastern Division. In those days, there was only one NFL Championship Game, so the two Pennsylvania neighbors squared off for the right to face the Chicago Cardinals in the Championship Game. The Eagles won, 21-0, but lost in the Championship Game, 28-21, to the Cardinals, the same franchise the Steelers faced in Super Bowl XLIII.
- The Steelers record for fewest points allowed in a playoff game is five, during a 34-5 win in the 1978 AFC Championship Game versus the Houston Oilers at Three Rivers Stadium, on Jan. 7, 1979. The Steelers allowed a team-high 48 points during a 48-37 AFC Wild Card home loss to the Cleveland Browns on Jan. 3, 2021.
- Pittsburgh has faced 22 different teams in the postseason and has a winning record against 11 of those opponents. The Steelers have split their postseason contests with three teams and have a losing record versus eight teams.
- Pittsburgh is the third team in NFL history to enter the playoffs on a losing streak of four or more games. Detroit started 8-4 in 1999, but lost its last four regular-season games and then dropped a Wild Card game at Washington. N.Y. Jets started 10-1 in 1986, but lost its last five regular-season games, yet won a Wild Card game at Kansas City.

STEELERS VS. 2024 PLAYOFF TEAMS

- Pittsburgh played seven regular-season games this season vs. 2024 playoff teams, including three at home and four on the road.
- The Steelers' seven regular-season games played vs. 2024 playoff foes was tied for the fourth-most among playoff teams this season.

- Pittsburgh's four regular-season road games played vs. 2024 playoff foes was tied for the second-most among playoff teams this season.

MOST ROAD GAMES VS. PLAYOFF TEAMS BY PLAYOFF TEAMS – 2024

RANK	TEAM	GAMES
1.	Baltimore Ravens	5
2.	Pittsburgh Steelers	4
	Kansas City Chiefs	4
	Green Bay Packers	4
	Denver Broncos	4
	Philadelphia Eagles	4
	Buffalo Bills	4

MOST GAMES VS. PLAYOFF TEAMS BY PLAYOFF TEAMS – 2024

RANK	TEAM	GAMES
1.	Baltimore Ravens	10
2.	Kansas City Chiefs	9
3.	Detroit Lions	8
4.	Pittsburgh Steelers	7
	Tampa Bay Buccaneers	7
	Green Bay Packers	7
	Denver Broncos	7
	Philadelphia Eagles	7
	L.A. Chargers	7

ROAD WIN PCT. VS. PLAYOFF TEAMS BY PLAYOFF TEAMS – 2024

SEED	TEAM	W	L	T	WIN PCT.
1.	Kansas City Chiefs	2	2	0	.500
2.	Buffalo Bills	1	3	0	.250
3.	Baltimore Ravens	3	2	0	.600
4.	Houston Texans	0	3	0	.000
5.	L.A. Chargers	1	2	0	.333
6.	Pittsburgh Steelers	2	2	0	.500
7.	Denver Broncos	1	3	0	.250
1.	Detroit Lions	3	0	0	1.000
2.	Philadelphia Eagles	2	2	0	.500
3.	Tampa Bay Buccaneers	2	1	0	.667
4.	L.A. Rams	0	1	0	.000
5.	Minnesota Vikings	1	2	0	.333
6.	Washington Commanders	0	3	0	.000
7.	Green Bay Packers	1	3	0	.250

WIN PCT. VS. PLAYOFF TEAMS BY PLAYOFF TEAMS – 2024

SEED	TEAM	W	L	T	WIN PCT.
1.	Kansas City Chiefs	7	2	0	.778
2.	Buffalo Bills	2	3	0	.400
3.	Baltimore Ravens	7	3	0	.700
4.	Houston Texans	1	5	0	.556
5.	L.A. Chargers	2	5	0	.286
6.	Pittsburgh Steelers	4	3	0	.571
7.	Denver Broncos	2	5	0	.286
1.	Detroit Lions	6	2	0	.750
2.	Philadelphia Eagles	5	2	0	.714
3.	Tampa Bay Buccaneers	4	3	0	.571
4.	L.A. Rams	2	3	0	.400
5.	Minnesota Vikings	3	3	0	.500
6.	Washington Commanders	1	4	0	.200
7.	Green Bay Packers	2	5	0	.286

- Pittsburgh's two regular-season road victories vs. 2024 playoff foes was tied for the third-most in the NFL this season.

MOST ROAD VICTORIES VS. PLAYOFF TEAMS – 2024

RANK	TEAM	WINS
1.	Baltimore Ravens	3
	Detroit Lions	3
3.	Pittsburgh Steelers	2
	Tampa Bay Buccaneers	2
	Kansas City Chiefs	2
	Philadelphia Eagles	2
	Dallas Cowboys	2
	Atlanta Falcons	2

- Pittsburgh's four regular-season victories vs. 2024 playoff foes was tied for the fifth-most in the NFL this season.

MOST VICTORIES VS. PLAYOFF TEAMS – 2024

RANK	TEAM	WINS
1.	Baltimore Ravens	7
	Kansas City Chiefs	7
3.	Detroit Lions	6
4.	Philadelphia Eagles	5
5.	Pittsburgh Steelers	4
	Tampa Bay Buccaneers	4

- The Steelers' .500 regular-season road winning percentage vs. 2024 playoff foes was tied for the fifth-highest in the NFL this season (min. four games played).

- The Steelers' .571 regular-season winning percentage vs. 2024 playoff foes was tied for the fifth-highest in the NFL this season (min. seven games played).

HIGHEST WINNING PCT. VS. PLAYOFF TEAMS – 2024 (MIN. 7)

RANK	TEAM	W	L	T	WIN PCT.
1.	Kansas City Chiefs	7	2	0	.778
2.	Detroit Lions	6	2	0	.750
3.	Philadelphia Eagles	5	2	0	.714
4.	Baltimore Ravens	7	3	0	.700
5.	Pittsburgh Steelers	4	3	0	.571
	Tampa Bay Buccaneers	4	3	0	.571

HIGHEST ROAD WINNING PCT. VS. PLAYOFF TEAMS – 2024 (MIN. 4)

RANK	TEAM	W	L	T	WIN PCT.
1.	Baltimore Ravens	3	2	0	.667
2.	Pittsburgh Steelers	2	2	0	.500
	Kansas City Chiefs	2	2	0	.500
	Philadelphia Eagles	2	2	0	.500
5.	Atlanta Falcons	2	3	0	.400

CELEBRATING THE NEW YEAR

- Pittsburgh has an all-time record of 39-25 (.609) in January since the 1970 NFL-AFL merger.
- The Steelers' 39 wins in January are the third-most in the NFL over the span.

MOST JANUARY WINS – SINCE 1970

RANK	TEAM	WINS
1.	San Francisco 49ers	43
2.	New England Patriots	40
3.	Pittsburgh Steelers	39
4.	Green Bay Packers	34
5.	Dallas Cowboys	31

- Pittsburgh's .609 win percentage in January is the third-best in the NFL over the span.

BEST JANUARY WIN PCT. – SINCE 1970

RANK	TEAM	W	L	T	WIN PCT.
1.	New England Patriots	40	22	0	.645
2.	San Francisco 49ers	43	26	0	.623
3.	Pittsburgh Steelers	39	25	0	.609
4.	Washington Commanders	27	18	0	.600
5.	Seattle Seahawks	26	20	0	.565

- Pittsburgh has an all-time home record of 22-12 (.647) in January since the 1970 NFL-AFL merger.
- The Steelers' 22 home wins in January are the third-most in the NFL over the span.

MOST JANUARY HOME WINS – SINCE 1970

RANK	TEAM	WINS
1.	New England Patriots	32
2.	San Francisco 49ers	27
3.	Pittsburgh Steelers	22
4.	Buffalo Bills	20
	Denver Broncos	20

- Pittsburgh's .647 home win percentage in January is the fifth-best in the NFL over the span (min. 25 games).

BEST JANUARY HOME WIN PCT. – SINCE 1970 (MIN. 25)

RANK	TEAM	W	L	T	WIN PCT.
1.	New England Patriots	32	6	0	.842
2.	San Francisco 49ers	27	12	0	.692
3.	Denver Broncos	20	10	0	.667
4.	Green Bay Packers	19	10	0	.655
5.	Pittsburgh Steelers	22	12	0	.647

- Pittsburgh has an all-time road record of 13-12 (.520) in January since the 1970 NFL-AFL merger.
- The Steelers' 13 road wins in January are the third-most in the NFL over the span.

MOST JANUARY ROAD WINS – SINCE 1970

RANK	TEAM	WINS
1.	Baltimore Ravens	14
	Green Bay Packers	14
3.	Pittsburgh Steelers	13
4.	Tennessee Titans	11
	San Francisco 49ers	11

- Pittsburgh's .520 road win percentage in January is the best in the NFL over the span (min. 25 games).

BEST JANUARY ROAD WIN PCT. – SINCE 1970 (MIN. 25)

RANK	TEAM	W	L	T	WIN PCT.
1.	Pittsburgh Steelers	13	12	0	.520
2.	Baltimore Ravens	14	13	0	.519
3.	Green Bay Packers	14	17	0	.452
4.	San Francisco 49ers	11	14	0	.440
5.	Tennessee Titans	11	16	0	.407

- Pittsburgh owns a record of 17-11 (.607) since 2007, when **Mike Tomlin** took the reins as head coach of the Steelers.
- The Steelers' 17 such victories under Tomlin are the sixth-most in the NFL since 2007.

MOST JANUARY WINS – SINCE 2007

RANK	TEAM	WINS
1.	New England Patriots	22
2.	San Francisco 49ers	21
	Kansas City Chiefs	21
4.	Green Bay Packers	20
	Seattle Seahawks	20
6.	Pittsburgh Steelers	17
7.	Baltimore Ravens	16
8.	New Orleans Saints	14
9.	N.Y. Giants	13
	Tampa Bay Buccaneers	13
	Philadelphia Eagles	13

- Pittsburgh's .607 win percentage in January is the fifth-best in the NFL since 2007 (min. 25 games).

BEST JANUARY WIN PCT. – SINCE 2007 (MIN. 25)

RANK	TEAM	W	L	T	WIN PCT.
1.	San Francisco 49ers	21	8	0	.724
2.	Kansas City Chiefs	21	11	0	.656
3.	New England Patriots	22	12	0	.647
4.	Seattle Seahawks	20	11	0	.645
5.	Pittsburgh Steelers	17	11	0	.607

PLAYING TOUGH AGAINST THE BEST

- The Week 16 game with Baltimore was just the third time over the last 10 seasons that the Steelers and the Ravens faced off with both teams four or more games above .500. In the previous meeting with both teams four or more games above .500, Week 11 of 2024 (at PIT), Pittsburgh won, 18-16.
- The Week 16 game with the Ravens was the sixth instance that the Steelers and Baltimore faced off with both teams four or more games above .500 entering the game. Pittsburgh has won five of the six such games (Week 14, 2001; Week 15, 2008; Week 13, 2010; Week 8, 2020; Week 11 of 2024).
- The Steelers' five victories in games vs. opponents that finished 2024 with a winning record were the fifth-most in the NFL.

MOST WINS VS. OPP. WINNING RECORD – 2024

RANK	TEAM	WINS
1.	Baltimore Ravens	9
2.	Kansas City Chiefs	8
3.	Detroit Lions	7
4.	Philadelphia Eagles	6
5.	Pittsburgh Steelers	5

- The Steelers' .556 win percentage in games vs. opponents that finished 2024 with a winning record was the fourth-best in the NFL (min. nine games).

BEST WIN PCT. VS. OPP. WINNING RECORD – 2024 (MIN. 9)

RANK	TEAM	W	L	T	WIN PCT.
1.	Kansas City Chiefs	8	2	0	.800
2.	Detroit Lions	7	2	0	.778
3.	Baltimore Ravens	9	3	0	.750
4.	Pittsburgh Steelers	5	4	0	.556
5.	Atlanta Falcons	3	7	0	.300
	Dallas Cowboys	3	7	0	.300

WIN PCT. VS. OPP. WINNING RECORD – 2024 PLAYOFF TEAMS

SEED	TEAM	W	L	T	WIN PCT.
1.	Kansas City Chiefs	8	2	0	.800
2.	Buffalo Bills	3	3	0	.778
3.	Baltimore Ravens	9	3	0	.750
4.	Houston Texans	1	5	0	.556
5.	L.A. Chargers	3	5	0	.300
6.	Pittsburgh Steelers	5	4	0	.300
7.	Denver Broncos	2	7	0	.222

1.	Detroit Lions	7	2	0	.778
2.	Philadelphia Eagles	6	2	0	.750
3.	Tampa Bay Buccaneers	4	3	0	.571
4.	L.A. Rams	3	4	0	.429
5.	Minnesota Vikings	4	3	0	.571
6.	Washington Commanders	2	4	0	.333
7.	Green Bay Packers	3	5	0	.375

- The Steelers' three victories in road games vs. opponents that finished 2024 with a winning record were tied for the second-most in the NFL.

MOST ROAD WINS VS. OPP. WINNING RECORD – 2024

RANK	TEAM	WINS
1.	Baltimore Ravens	4
2.	Pittsburgh Steelers	3
	Philadelphia Eagles	3
	Detroit Lions	3
5.	Eight teams tied with	2

- The Steelers' .600 win percentage in games vs. opponents that finished 2024 with a winning record was tied for the second-best in the NFL (min. five games).

BEST ROAD WIN PCT. VS. OPP. WINNING RECORD – 2024 (MIN. 5)

RANK	TEAM	W	L	T	WIN PCT.
1.	Baltimore Ravens	4	2	0	.667
2.	Pittsburgh Steelers	3	2	0	.600
	Philadelphia Eagles	3	2	0	.600
4.	Buffalo Bills	2	3	0	.400
	Green Bay Packers	2	3	0	.400
	Atlanta Falcons	2	3	0	.400

ROAD WIN PCT. VS. OPP. WINNING RECORD – 2024 PLAYOFF TEAMS

SEED	TEAM	W	L	T	WIN PCT.
1.	Kansas City Chiefs	2	2	0	.500
2.	Buffalo Bills	1	3	0	.250
3.	Baltimore Ravens	3	2	0	.600
4.	Houston Texans	0	3	0	.000
5.	L.A. Chargers	1	2	0	.333
6.	Pittsburgh Steelers	1	2	0	.333
7.	Denver Broncos	1	3	0	.250

1.	Detroit Lions	3	0	0	1.000
2.	Philadelphia Eagles	2	1	0	.667
3.	Tampa Bay Buccaneers	2	1	0	.667
4.	L.A. Rams	0	1	0	.000
5.	Minnesota Vikings	1	2	0	.333
6.	Washington Commanders	0	3	0	.000
7.	Green Bay Packers	1	3	0	.250

COMPLIMENTARY FOOTBALL

- Pittsburgh finished the 2024 regular season ranked eighth in scoring defense (20.4) and 16th in scoring offense (22.4).
- Pittsburgh has finished the season ranked in the top 10 in both scoring defense and scoring offense 14 times since the 1970 AFL-NFL merger.
- The Steelers have not finished a season ranked in the top 10 in both scoring defense and scoring offense since 2017.

STEELERS RANK TOP 10 IN SCORING DEFENSE, SCORING OFFENSE – SINCE 1970

YEAR	DEFENSE (RANK)	OFFENSE (RANK)
2017	19.3 (7th)	25.4 (8th)
2016	20.4 (10th)	24.9 (10th)
2007	16.8 (2nd)	24.6 (9th)
2005	16.1 (t-3rd)	24.3 (9th)
2001	13.3 (3rd)	22.0 (7th)
1995	20.4 (9th)	25.4 (5th)
1982	16.2 (4th)	22.7 (8th)
1979	16.4 (t-5th)	26.0 (1st)
1978	12.2 (1st)	22.5 (5th)
1976	9.9 (1st)	24.4 (5th)
1975	11.6 (2nd)	26.6 (5th)
1974	13.5 (2nd)	21.8 (6th)
1973	12.7 (4th)	24.8 (4th)
1972	12.5 (2nd)	24.5 (5th)

indicates Super Bowl berth

indicates playoff berth

DON'T LEAVE EARLY

- Pittsburgh has won 15 of its 21 games decided by one score (eight points or less) since the start of the 2023 season.
- Pittsburgh has won 19 of its last 26 games decided by one score (eight points or less).
- The Steelers' 21 games decided by one score (eight points or less) are tied for the eighth-most in the NFL since the start of the 2023 season.

MOST ONE-SCORE GAMES – SINCE 2023

RANK	TEAM	GAMES
1.	Minnesota Vikings	24
2.	L.A. Rams	23
3.	Kansas City Chiefs	22
	Houston Texans	22
	Indianapolis Colts	22
	Washington Commanders	22
	Atlanta Falcons	22
8.	Pittsburgh Steelers	21
	Three other teams tied with	21

- Pittsburgh's 15 wins in one-score games are tied for the third-most in the NFL since the start of the 2023 season.

MOST WINS IN ONE-SCORE GAMES – SINCE 2023

RANK	TEAM	WINS
1.	Kansas City Chiefs	17
2.	Philadelphia Eagles	16
3.	Pittsburgh Steelers	15
	Minnesota Vikings	15
5.	Houston Texans	14
	L.A. Rams	14
	Indianapolis Colts	14

- The Steelers' .714 win percentage in one-score games is the third-best in the NFL since the start of the 2023 season (min. 15 games).

BEST WIN PCT. IN ONE-SCORE GAMES – SINCE 2023 (MIN. 15)

RANK	TEAM	W	L	T	WIN PCT.
1.	Kansas City Chiefs	17	5	0	.773
2.	Philadelphia Eagles	16	5	0	.762
3.	Pittsburgh Steelers	15	6	0	.714
4.	Indianapolis Colts	14	8	0	.636
	Houston Texans	14	8	0	.636

- Pittsburgh's 86 one-score games are the most in the NFL since the start of the 2017 season.

MOST ONE-SCORE GAMES – SINCE 2017

RANK	TEAM	GAMES
1.	Pittsburgh Steelers	86
2.	Seattle Seahawks	80
3.	L.A. Chargers	79
	Atlanta Falcons	79
5.	Minnesota Vikings	78

- Pittsburgh's 57 wins in one-score games are the most in the NFL since the start of the 2017 season.

MOST WINS IN ONE-SCORE GAMES – SINCE 2017

RANK	TEAM	WINS
1.	Pittsburgh Steelers	57
2.	Kansas City Chiefs	50
3.	Minnesota Vikings	48
4.	Seattle Seahawks	46
5.	Philadelphia Eagles	44

- The Steelers' .674 win percentage in one-score games is the best in the NFL since the start of the 2017 season (min. 50 games).

BEST WIN PCT. IN ONE-SCORE GAMES – SINCE 2017 (MIN. 50)

RANK	TEAM	W	L	T	WIN PCT.
1.	Pittsburgh Steelers	57	27	2	.674
2.	Kansas City Chiefs	50	25	0	.667
3.	Minnesota Vikings	48	29	1	.622
4.	Philadelphia Eagles	44	28	1	.610
5.	Miami Dolphins	38	25	0	.603

KINGS OF THE AFC

- Pittsburgh owns the NFL's best overall record vs. AFC opponents with a 426-279-2 (.604) mark since the 1970 AFL-NFL merger.
- The Steelers are the only team with a .600 overall win percentage against the AFC since the 1970 AFL-NFL merger.
- Pittsburgh is 396-254-2 (.609) in regular-season games vs. AFC opponents since the 1970 AFL-NFL merger.
- The Steelers are the only team with a .600 regular-season win percentage against the AFC since the 1970 AFL-NFL merger.
- Pittsburgh's 396 regular-season wins against the AFC since the 1970 AFL-NFL merger are the most in the League.
- The Steelers are the only team with at least 375 regular-season wins against the AFC since the 1970 AFL-NFL merger.

MOST WINS VS. AFC – SINCE 1970

RANK	TEAM	WINS
1.	Pittsburgh Steelers	396
2.	New England Patriots	373
3.	Miami Dolphins	364
4.	Denver Broncos	359
5.	Kansas City Chiefs	345

- The Steelers' .609 regular-season win percentage against the AFC since the 1970 AFL-NFL merger is the best among AFC teams.

BEST WIN PCT. VS. AFC – SINCE 1970

RANK	TEAM	W	L	T	WIN PCT.
1.	Pittsburgh Steelers	396	254	2	.609
2.	New England Patriots	373	281	0	.570
3.	Miami Dolphins	364	285	2	.561
4.	Denver Broncos	359	283	4	.559
5.	Baltimore Ravens	194	156	0	.554

- Pittsburgh is 166-159-2 (.511) in regular-season road games against the AFC since the 1970 AFL-NFL merger.
- The Steelers' 166 regular-season road wins against the AFC since the 1970 AFL-NFL merger are the most among AFC teams.

MOST ROAD WINS VS. AFC – SINCE 1970

RANK	TEAM	WINS
1.	Pittsburgh Steelers	166
2.	New England Patriots	158
3.	Indianapolis Colts	155
4.	Miami Dolphins	151
5.	Denver Broncos	146
	Kansas City Chiefs	146

- Pittsburgh's .511 regular-season road win percentage against the AFC since the 1970 AFL-NFL merger is the best among AFC teams.

BEST ROAD WIN PCT. VS. AFC – SINCE 1970

RANK	TEAM	W	L	T	WIN PCT.
1.	Pittsburgh Steelers	166	159	2	.511
2.	New England Patriots	158	169	0	.483
3.	Indianapolis Colts	155	173	1	.473
4.	Miami Dolphins	151	173	1	.466
5.	Denver Broncos	146	177	0	.452

THERE'S A FINE LINE BETWEEN MAKING WINE AND SQUASHING GRAPES

- The Steelers lost two straight games decided by three points or less, after having a chance late in the 4th quarter to win both, in Weeks 4 and 5. Pittsburgh had similar results in Week 12 at Cleveland and Week 18 vs. Cincinnati.
- **Week 4 at Indianapolis:** got the ball down three points with 2:39 remaining (lost after turnover on downs).
- **Week 5 vs. Dallas:** took four-point lead with 4:56 remaining (lost after the Cowboys scored a TD with 0:20 left).
- **Week 12 at Cleveland:** got the ball down five points with 0:57 remaining after a Browns' go-ahead TD (lost after hail mary fell incomplete on the game's final play).
- **Week 18 vs. Cincinnati:** got the ball down two points with 1:51 remaining (lost after turnover on downs).

THE STANDARD IS THE STANDARD

- Pittsburgh has recorded 21 consecutive seasons with a .500 record or better, which is the longest active streak in the NFL and the longest streak in team history (previous record was 13, 1972-1984).

MOST ACTIVE CONSECUTIVE NON-LOSING SEASONS

RANK	TEAM	SEASONS	YEARS
1.	Pittsburgh Steelers	21	2004-24
2.	Kansas City Chiefs	12	2013-24
3.	Buffalo Bills	6	2019-24

MOST CONSECUTIVE NON-LOSING SEASONS – SINCE 1970

RANK	TEAM	SEASONS	YEARS
1.	Pittsburgh Steelers	21	2004-24
	Dallas Cowboys	21	1965-85
3.	New England Patriots	19	2001-19
4.	San Francisco 49ers	16	1983-98
	Dallas Cowboys	16	1970-85
6.	Miami Dolphins	15	1989-2003
7.	Pittsburgh Steelers	13	1972-84
	Green Bay Packers	13	1992-2004

ALL-TIME WINNING SEASONS

- Pittsburgh has an NFL-best 41 seasons since the 1970 AFL-NFL merger in which the team has finished above .500. The Steelers also have 21 consecutive winning seasons from 2004-24, the second longest streak in NFL history.

MOST WINNING SEASONS – SINCE 1970

RANK	TEAM	SEASONS
1.	Pittsburgh Steelers	41
2.	Dallas Cowboys	36
3.	New England Patriots	35
4.	Miami Dolphins	34
5.	Minnesota Vikings	33

10-WIN SEASONS

- Pittsburgh has recorded 10 or more wins in 28 different seasons since the 1970 NFL-AFL merger.
- The 28 different 10-win seasons are the second-most in the League over the span.

MOST 10-WIN SEASONS – SINCE 1970

RANK	TEAM	SEASONS
1.	Dallas Cowboys	29
2.	Pittsburgh Steelers	28
3.	San Francisco 49ers	27
	New England Patriots	27
5.	Philadelphia Eagles	24
	Miami Dolphins	24

11-WIN SEASONS

- With a win in Week 18 vs. Cincinnati, Pittsburgh will record 11 or more wins in 19 different seasons since the 1970 NFL-AFL merger.
- The 19 different 11-win seasons are the third-most in the League over the span.

MOST 11-WIN SEASONS – SINCE 1970

RANK	TEAM	SEASONS
1.	New England Patriots	21
2.	Dallas Cowboys	20
3.	Pittsburgh Steelers	18
	San Francisco 49ers	18
5.	Kansas City Chiefs	15
	Green Bay Packers	15
	Denver Broncos	15

90-WIN DECADES

- Since the Steelers' inception in 1933, Pittsburgh has totaled four 90+ win decades (1970s, '90s, '00s and '10s). The Steelers and Packers are the only franchises to accomplish the feat.

MOST DECADES WITH 90+ REGULAR-SEASON WINS – FRANCHISE HISTORY

TEAM	90+ WIN DECADES	DECADES (WINS)
Pittsburgh Steelers	4	'70s (99), '90s (93), '00s (103), '10s (102)
Green Bay Packers	4	'60s (96), '90s (93), '00s (95), '10s (102)
Denver Broncos	3	'80s (93), '90s (94), '00s (93)
Miami Dolphins	3	'70s (104), '80s (94), '90s (95)

DECADES OF SUCCESS

- In Pittsburgh's 10+ decades of professional football, the franchise has built an impressive resume that includes six World Championships, eight Super Bowl appearances, 24 division titles and 681 regular-season wins.

REGULAR-SEASON RECORD BY DECADE – FRANCHISE HISTORY

DECADE	W	L	T	PCT.	PLAYOFF APP.	WIN RK.
1930s	22	55	3	.286	-	8th
1940s	35	50	5	.412	1	t-8th
1950s	54	63	3	.462	-	7th
1960s	46	85	7	.351	1	t-20th
1970s	99	44	1	.691	8	t-4th
1980s	77	75	0	.507	4	t-14th
1990s	93	67	0	.581	6	t-8th
2000s	103	56	1	.647	6	t-3rd
2010s	102	57	1	.641	6	t-2nd
2020s	50	33	1	.601	4	7th
TOTALS	681	585	22	.538	36	3rd

FOURTH QUARTER IS WINNING TIME

- Pittsburgh has won five games when trailing at the end of the third quarter since the start of the 2023 season, which is tied for the most in the NFL over the span.

MOST WINS WHEN TRAILING AFTER 3RD QUARTER – SINCE 2023

RANK	TEAM	WINS
1.	Pittsburgh Steelers	5
	Kansas City Chiefs	5
	Philadelphia Eagles	5
	Seattle Seahawks	5
	L.A. Rams	5

- The Steelers have won 16 games when trailing at the end of the third quarter since the start of the 2020 season, which is two more wins than any other team in the League and most in the NFL over the span.

MOST WINS WHEN TRAILING AFTER 3RD QUARTER – SINCE 2020

RANK	TEAM	WINS
1.	Pittsburgh Steelers	16
2.	Kansas City Chiefs	14
3.	Philadelphia Eagles	10
	Minnesota Vikings	10
5.	Washington Commanders	9
	Tampa Bay Buccaneers	9

HALFTIME GOT YOU DOWN

- Pittsburgh has won eight games when trailing at halftime since the start of the 2023 season, which is tied for the most in the NFL over the span.

MOST WINS WHEN TRAILING AT HALF – SINCE 2023

RANK	TEAM	WINS
1.	Pittsburgh Steelers	8
	Philadelphia Eagles	8
	L.A. Rams	8
4.	Seattle Seahawks	7
	Washington Commanders	7

- Pittsburgh has won 17 games when trailing at halftime since the start of the 2020 season, which is the second-most in the NFL over the span.

MOST WINS WHEN TRAILING AT HALF – SINCE 2020

RANK	TEAM	WINS
1.	Kansas City Chiefs	18
2.	Pittsburgh Steelers	17
3.	Tampa Bay Buccaneers	14
4.	L.A. Rams	13
5.	Philadelphia Eagles	12
	Washington Commanders	12

- Pittsburgh has won four games in which it trailed by 10 or more points at halftime since the start of the 2020 season, which is tied for the most in the League.

MOST WINS WHEN TRAILING BY 10+ POINTS AT HALF – SINCE 2020

RANK	TEAM	WINS
1.	Pittsburgh Steelers	4
	Arizona Cardinals	4
	Tampa Bay Buccaneers	4
4.	Six different teams tied with	3

- Pittsburgh has won seven games in which it trailed by 10 or more points in the second half since the start of the 2020 season, which is tied for the second-most in the League.

MOST WINS WHEN TRAILING BY 10+ POINTS IN SECOND HALF – SINCE 2020

RANK	TEAM	WINS
1.	Minnesota Vikings	8
	Tampa Bay Buccaneers	8
3.	Pittsburgh Steelers	7
4.	Arizona Cardinals	6
5.	Four different teams tied with	5

- The Steelers have won nine games in which they trailed by 10 or more points at some point of the game since the start of the 2020 season, which is the fifth-most in the NFL over the span.

MOST WINS WHEN TRAILING BY 10+ POINTS – SINCE 2020

RANK	TEAM	WINS
1.	Kansas City Chiefs	11
2.	Philadelphia Eagles	10
	Minnesota Vikings	10
	Tampa Bay Buccaneers	10
5.	Pittsburgh Steelers	9

THIRD-QUARTER DOMINANCE

- Pittsburgh did not allow a point in the third quarter over its first eight games of the regular season.
- The Steelers have blanked their opponent in the third quarter on 10 occasions this season, which is the most in the NFL.

NFL MOST THIRD-QUARTER SHUTOUTS – 2024

RANK	TEAM	SHUTOUTS
1.	Pittsburgh Steelers	10
2.	Buffalo Bills	9
	Denver Broncos	9
4.	Philadelphia Eagles	8
5.	Baltimore Ravens	7
	N.Y. Jets	7
	Tampa Bay Buccaneers	7

- Washington and Baltimore scored 10 and three points, respectively, in Weeks 10 and 11, but the Steelers still led the NFL in fewest points allowed (32) in the third quarter in 2024.

NFL FEWEST THIRD-QUARTER POINTS ALLOWED – 2024

RANK	TEAM	POINTS
1.	Pittsburgh Steelers	32
2.	Denver Broncos	50
3.	Buffalo Bills	54
4.	L.A. Chargers	61
5.	Philadelphia Eagles	64
	Chicago Bears	64

- Pittsburgh's 32 points allowed in the third quarter of the 2024 regular season is the 16th-fewest in the NFL since the start of the 2000 season.
- Two of Tomlin's teams and another Steelers' squad rank in the top 20 since 2000.

NFL FEWEST THIRD-QUARTER POINTS ALLOWED – SEASON – SINCE 2000

RANK	TEAM, YEAR	POINTS
1.	Miami Dolphins, 2000	9
2.	Buffalo Bills, 2004	12
3.	Pittsburgh Steelers, 2001	13
4.	Baltimore Ravens, 2010	24
5.	Minnesota Vikings, 2016	27
	San Francisco 49ers, 2007	27
7.	Kansas City Chiefs, 2020	28
8.	Pittsburgh Steelers, 2008	29
	Buffalo Bills, 2023	29
10.	Five teams tied with	30
16.	Pittsburgh Steelers, 2024	32

- Pittsburgh's 32 points allowed in the third quarter this season is the fewest by the Steelers since 2008 (29 points allowed).
- The Steelers' 32 points allowed in the third quarter this season is the third-fewest by Pittsburgh since 2000.

FEWEST THIRD-QUARTER POINTS ALLOWED BY STEELERS – SEASON – SINCE 2000

RANK	YEAR	POINTS
1.	2001	13
2.	2008	29
3.	2024	32
4.	2015	37
5.	2010	39

- Pittsburgh scored 100 points in the third quarter in 2024, which was the seventh-most in the NFL.

NFL MOST THIRD-QUARTER POINTS – 2024

RANK	TEAM	POINTS
1.	Detroit Lions	152
2.	Buffalo Bills	144
3.	Baltimore Ravens	124
4.	Minnesota Vikings	113
5.	Cincinnati Bengals	112
6.	Philadelphia Eagles	106
7.	Pittsburgh Steelers	100

- The Steelers' 100 points scored in the third quarter this season is the fifth-most by Pittsburgh since 2000.

MOST THIRD-QUARTER POINTS BY STEELERS – SEASON – SINCE 2000

RANK	YEAR	POINTS
1.	2013	106
2.	2005	103
3.	2001	102
4.	2018	101
5.	2024	100

- Pittsburgh has a +68-point scoring margin (100-32) in the third quarter in 2024, which is the second-best in the NFL.

NFL LARGEST THIRD-QUARTER SCORING MARGIN – 2024

RANK	TEAM	MARGIN
1.	Buffalo Bills	+90
2.	Pittsburgh Steelers	+68
3.	Detroit Lions	+64
4.	Baltimore Ravens	+56
5.	Philadelphia Eagles	+42

- The Steelers' +68-point scoring margin (100-32) in the third quarter this season is the second-most by Pittsburgh since 2000.

NFL LARGEST THIRD-QUARTER SCORING MARGIN – SEASON – SINCE 2000

RANK	YEAR	MARGIN
1.	2001	+89
2.	2024	+68
3.	2008	+58
4.	2013	+49
5.	2005	+49

STEELERS AT THEIR BEST IN THE SECOND HALF

- The Steelers scored at least 17 points in the second half five times in 2024 (17, Week 13 at Cincinnati; 17, Week 8 vs. N.Y. Giants; 24, Week 7 vs. N.Y. Jets; 20, Week 6 at Las Vegas; 21, Week 4 at Indianapolis).
- Pittsburgh's five second-half scoring outputs of at least 17 points is tied for the 10th-most in the NFL.

MOST 17+ POINT SCORING SECOND HALFS – 2024

RANK	TEAM	GAMES
1.	Buffalo Bills	9
	Detroit Lions	9
3.	Tampa Bay Buccaneers	8
4.	Cincinnati Bengals	7
	Denver Broncos	7
6.	Baltimore Ravens	6
	Washington Commanders	6
	Minnesota Vikings	6
	Philadelphia Eagles	6
10.	Pittsburgh Steelers	5
	Four other teams tied with	5

- The Steelers scored at least 20 points in the second half three times in 2024 (24, Week 7 vs. N.Y. Jets; 20, Week 6 at Las Vegas; 21, Week 4 at Indianapolis).
- Pittsburgh's three second-half scoring outputs of at least 20 points is tied for the 10th-most in the NFL.

MOST 20+ POINT SCORING SECOND HALFS – 2024

RANK	TEAM	GAMES
1.	Buffalo Bills	6
	Tampa Bay Buccaneers	6
	Detroit Lions	6
4.	Cincinnati Bengals	5
	Denver Broncos	5
6.	Baltimore Ravens	4
	Washington Commanders	4
	Philadelphia Eagles	4
	Green Bay Packers	4
10.	Pittsburgh Steelers	3
	Four other teams tied with	3

- Pittsburgh registered second-half shutouts in Week 1 at Atlanta, Week 3 vs. L.A. Chargers and Week 6 vs. N.Y. Jets.
- The Steelers allowed 151 points in the second half in 2024, which was the fifth-fewest in the NFL.

FEWEST SECOND-HALF POINTS ALLOWED – 2024

RANK	TEAM	POINTS
1.	Denver Broncos	130
2.	Tampa Bay Buccaneers	135
3.	Chicago Bears	148
4.	Green Bay Packers	150
5.	Pittsburgh Steelers	151

- Pittsburgh had a +60-point scoring margin (211-155) in the second half in 2024, which was the seventh-best in the NFL.

LARGEST SECOND-HALF SCORING MARGIN – 2024

RANK	TEAM	MARGIN
1.	Buffalo Bills	+119
2.	Tampa Bay Buccaneers	+112
3.	Philadelphia Eagles	+100
4.	Detroit Lions	+83
5.	Denver Broncos	+82
6.	Green Bay Packers	+78
7.	Pittsburgh Steelers	+60

- The Steelers yielded just 8.88 pts/second half in 2024, which was the fifth-best in the NFL.

NFL BEST SECOND-HALF SCORING DEFENSE – 2024

RANK	TEAM	PTS./HALF
1.	Denver Broncos	7.65
2.	Tampa Bay Buccaneers	7.94
3.	Chicago Bears	8.71
4.	Green Bay Packers	8.82
5.	Pittsburgh Steelers	8.88

- Pittsburgh had a +3.53 second-half scoring margin in 2024, which was the seventh-best in the NFL.

NFL BEST SECOND-HALF SCORING DIFFERENTIAL – 2024

RANK	TEAM	PTS./HALF
1.	Buffalo Bills	7.00
2.	Tampa Bay Buccaneers	6.59
3.	Philadelphia Eagles	5.88
4.	Detroit Lions	4.88
5.	Denver Broncos	4.82
6.	Green Bay Packers	4.59
7.	Pittsburgh Steelers	3.53

DEFENSE CHAMPION OF HALFTIME ADJUSTMENTS

- Here's a comparison between Pittsburgh's defense in the first half vs. second half:

STEELERS DEFENSE RANKINGS

STAT (1ST HALF)		STAT (2ND HALF)
163.8 (t-13th)	Total Yards/Half	162.9 (14th)
5.5 (t-16th)	Total Yards/Play	5.2 (t-8th)
50.1 (t-9th)	Rushing Yards/Half	48.6 (4th)
4.2 (t-8th)	Rushing Yards/Attempt	4.0 (t-5th)
113.8 (17th)	Passing Net Yards/Half	114.2 (23rd)
7.1 (t-14th)	Passing Net Yards/Attempt	7.2 (t-18th)
1.8% (21st)	Passing/Pct. Had Intercepted	4.0% (2nd)
96.3 (17th)	Passing Rtg.	79.0 (2nd)
4.9% (29th)	Sacks/Pass Play	8.8% (t-6th)
9.6 (t-14th)	First Downs/Half	9.4 (12th)
35.4 (9th)	Third Down Efficiency	35.2 (8th)
50.0 (t-6th)	Fourth Down Efficiency	75.0 (29th)
11.0 (15th)	Points/Half	8.9 (t-5th)

LET THE HORSES RUN

- The Steelers are 263-53-3 (.829) overall in franchise history when it features a 100-yard rusher.
- Pittsburgh is 250-49-3 (.833) in regular-season franchise history when it features a 100-yard rusher.
- The Steelers are 234-38-3 (.856) overall since the AFL-NFL merger in 1970 when they feature a 100-yard rusher.
- Pittsburgh is 221-34-3 (.862) in the regular-season since the AFL-NFL merger in 1970 when they feature a 100-yard rusher
- The Steelers have won 19 of its last 22 (19-1-2, .909) and 29 of its last 33 regular-season games (29-2-2, .909).

PROTECTING THE QB

- Since the start of the 2019 season, Pittsburgh ranks tied for 10th in most games without allowing multiple sacks (38).

MOST GAMES WITHOUT ALLOWING MULTIPLE SACKS – SINCE 2019

RANK	TEAM	GAMES
1.	Buffalo Bills	56
2.	Green Bay Packers	53
3.	Kansas City Chiefs	51
4.	New Orleans Saints	47
5.	L.A. Rams	46
	Tampa Bay Buccaneers	46
7.	Dallas Cowboys	44
8.	Indianapolis Colts	42
9.	Baltimore Ravens	40
10.	Pittsburgh Steelers	38
	Tampa Bay Buccaneers	38

- Since the start of the 2019 season, Pittsburgh ranks tied for eighth in sacks allowed per pass attempt (5.7%).

NFL FEWEST SACKS ALLOWED PER PASS ATTEMPT – SINCE 2019

RANK	TEAM	SACKS ALLOWED PCT.
1.	Kansas City Chiefs	4.4
2.	Buffalo Bills	4.6
3.	Tampa Bay Buccaneers	4.8
4.	Green Bay Packers	5.0
5.	Dallas Cowboys	5.3
6.	L.A. Rams	5.5
7.	Detroit Lions	5.6
8.	Pittsburgh Steelers	5.7
	L.A. Chargers	5.7
10.	Jacksonville Jaguars	5.8

- Pittsburgh has allowed 207 sacks since the start of the 2019 season, which was the eighth-fewest in the NFL over the span.

NFL FEWEST SACKS ALLOWED – SINCE 2019

RANK	TEAM	SACKS ALLOWED
1.	Buffalo Bills	165
2.	Kansas City Chiefs	172
3.	Green Bay Packers	174
4.	Tampa Bay Buccaneers	194
5.	New Orleans Saints	201
6.	L.A. Rams	202
7.	Dallas Cowboys	205
8.	Pittsburgh Steelers	207
9.	San Francisco 49ers	209
	Detroit Lions	209

BALL SECURITY

- Pittsburgh committed 17 turnovers in 2024 (and one was a fumble following multiple laterals at the end of the Week 5 loss vs. Dallas).
- The Steelers' 17 giveaways in 2024 are tied for the eighth-fewest in a season since the 1970 AFL-NFL merger.

STEELERS FEWEST GIVEAWAYS – SEASON – SINCE 1970

RANK	YEAR	GIVEAWAYS
1.	1976	12
	1975	12
	1972	12
4.	1989	13
5.	1990	15
6.	2023	16
	1982	16
8.	2024	17
	1994	17
10.	2020	18
	2016	18
	2010	18

- The Steelers committed 17 turnovers in 2024, which was the 10th-fewest in the League.

NFL FEWEST GIVEAWAYS – 2024

RANK	TEAM	GIVEAWAYS
1.	Buffalo Bills	8
2.	L.A. Chargers	9
3.	Baltimore Ravens	11
4.	L.A. Rams	14
	Chicago Bears	14
	Kansas City Chiefs	14
6.	Detroit Lions	15
	Philadelphia Eagles	15
8.	Washington Commanders	16
	Chicago Bears	16
10.	Pittsburgh Steelers	17

- The Steelers have committed 33 turnovers since the start of the 2023 season, which is tied for the fourth-fewest in the NFL over the span.

NFL FEWEST GIVEAWAYS – SINCE 2023

RANK	TEAM	GIVEAWAYS
1.	Baltimore Ravens	30
	L.A. Chargers	30
3.	L.A. Rams	32
4.	Pittsburgh Steelers	33
	Houston Texans	33

- Pittsburgh threw six interceptions in 2024. The Steelers have not thrown fewer interceptions in a season since the 1970 AFL-NFL merger.

STEELERS FEWEST INTERCEPTIONS – SEASON – SINCE 1970

RANK	YEAR	INTERCEPTIONS
1.	2024	6
2.	1994	9
	2010	9
	2023	9
5.	2014	10
	2000	10

- Pittsburgh threw six interceptions this season, which was tied for the third-fewest in the League.

NFL FEWEST INTERCEPTIONS – 2024

RANK	TEAM	INT
1.	L.A. Chargers	3
2.	Baltimore Ravens	4
3.	Pittsburgh Steelers	6
	Buffalo Bills	6
	Philadelphia Eagles	6

- Pittsburgh has thrown 15 interceptions since the start of the 2023 season, which is the third-fewest in the NFL over the span.

NFL FEWEST INTERCEPTIONS – SINCE 2023

RANK	TEAM	INT
1.	Baltimore Ravens	11
	L.A. Chargers	11
3.	Pittsburgh Steelers	15
4.	Houston Texans	20
5.	Denver Broncos	21

- The Steelers are 23-9 (.719) in games when their quarterback does not throw an interception since the start of the 2022 season.
- Pittsburgh had a +16 turnover margin in 2024, which was the second-best in a season since the 1970 AFL-NFL merger.

STEELERS BEST TURNOVER MARGIN – SEASON – SINCE 1970

RANK	YEAR	TURNOVER MARGIN
1.	2010	+17
2.	1972	+16
3.	2024	+15
	1975	+15
5.	2000	+14
	1994	+14

- Pittsburgh has a +27 turnover margin since the start of the 2023 season, which is the best in the NFL over the span.

NFL BEST TURNOVER MARGIN – SINCE 2023

RANK	TEAM	TURNOVER MARGIN
1.	Pittsburgh Steelers	+27
2.	Buffalo Bills	+26
3.	Houston Texans	+20
4.	Baltimore Ravens	+18
5.	Cincinnati Bengals	+13

- Pittsburgh had a +16 turnover margin in 2024, which was the second-best in the NFL.

NFL BEST TURNOVER MARGIN – 2024

RANK	TEAM	TURNOVER MARGIN
1.	Buffalo Bills	+24
2.	Pittsburgh Steelers	+16
3.	Green Bay Packers	+12
	L.A. Chargers	+12
	Minnesota Vikings	+12

STEELERS TAKEAWAYS

- Pittsburgh recorded 33 takeaways in 2024, which was tied for the most in the NFL.

NFL MOST TAKEAWAYS – 2024

RANK	TEAM	TAKEAWAYS
1.	Pittsburgh Steelers	33
	Minnesota Vikings	33
3.	Buffalo Bills	32
4.	Green Bay Packers	31
5.	Houston Texans	29

- The Steelers forced multiple turnovers in 12 games in 2024, which 2qw the most in the NFL.

NFL MOST GAMES WITH MULTIPLE TAKEAWAYS – 2024

RANK	TEAM	GAMES
1.	Pittsburgh Steelers	12
2.	Minnesota Vikings	11
	Green Bay Packers	11
4.	Buffalo Bills	10
5.	Houston Texans	8
	Denver Broncos	8
	Indianapolis Colts	8

- Pittsburgh forced three or more turnovers in seven games in 2024, which was the most in the NFL.

MOST GAMES WITH THREE TAKEAWAYS – 2024

RANK	TEAM	GAMES
1.	Pittsburgh Steelers	7
2.	Green Bay Packers	6
3.	Houston Texans	5
	Buffalo Bills	5
5.	Minnesota Vikings	4
	Philadelphia Eagles	4
	Indianapolis Colts	4

- The Steelers recorded at least three takeaways in four consecutive games (Weeks 11-14), which was the longest active streak in the NFL when it ended in Week 15 at Philadelphia.
- The four-game streak with at least three takeaways was the longest by the Steelers since 2019 when Pittsburgh had a five-game streak (Weeks 5-10).
- The four-game streak with at least three takeaways was tied for the fifth-longest by the Steelers since the 1970 AFL-NFL merger.

MOST CONSECUTIVE 3+ TAKEAWAY GAMES BY STEELERS – SINCE 1970

RANK	YEAR	GAMES	START	END
1.	1974	8	10/06/1974	11/25/1974
2.	1989	6	11/12/1989	12/17/1989
3.	2019	5	10/06/2019	11/10/2019
4.	2024	4	11/17/2024	12/15/2024
	13 other tied with	4		

- The four-game streak with at least three takeaways was the longest in the NFL since 2019 when Pittsburgh had a five-game streak (Weeks 5-10).
- The four-game streak with at least three takeaways was tied for the second-longest in the NFL since head coach **Mike Tomlin** took the reigns in 2007.

NFL MOST CONSECUTIVE 3+ TAKEAWAY GAMES – SINCE 2007

RANK	TEAM, YEAR	GAMES	START	END
1.	Pittsburgh Steelers, 2019	5	10/06/2019	11/10/2019
2.	Pittsburgh Steelers, 2024	4	11/17/2024	12/15/2024
3.	10 other teams tied with	4		

- Pittsburgh has registered 170 takeaways since the start of the 2019 season, which is the most in the NFL over the span.

NFL MOST TAKEAWAYS – SINCE 2019

RANK	TEAM	TAKEAWAYS
1.	Pittsburgh Steelers	170
2.	Buffalo Bills	168
3.	Minnesota Vikings	157
4.	Dallas Cowboys	155
5.	Indianapolis Colts	151

- The Steelers have forced multiple turnovers in 56 games since the start of the 2019 season, which leads the NFL over the span.

NFL MOST GAMES WITH MULTIPLE TAKEAWAYS – SINCE 2019

RANK	TEAM	GAMES
1.	Pittsburgh Steelers	56
2.	Buffalo Bills	50
3.	Indianapolis Colts	49
4.	Minnesota Vikings	47
5.	Dallas Cowboys	45

- Pittsburgh has forced three or more turnovers in 25 games since the start of the 2019 season, which is the most in the NFL over the span.

MOST GAMES WITH THREE TAKEAWAYS – SINCE 2019

RANK	TEAM	GAMES
1.	Pittsburgh Steelers	25
2.	Dallas Cowboys	23
3.	Buffalo Bills	21
4.	New Orleans Saints	20
	Green Bay Packers	20

- Pittsburgh has forced four or more turnovers in eight games since the start of the 2019 season, which is the fifth-most in the NFL over the span.

MOST GAMES WITH FOUR TAKEAWAYS – SINCE 2019

RANK	TEAM	GAMES
1.	Buffalo Bills	12
	Dallas Cowboys	12
3.	New England Patriots	9
	San Francisco 49ers	9
5.	Pittsburgh Steelers	8

- The Steelers registered 91 points off turnovers in 2024, which was the sixth-most in the NFL.

NFL MOST POINTS OFF TURNOVERS – 2024

RANK	TEAM	PTS OFF TO
1.	Buffalo Bills	128
2.	Green Bay Packers	117
3.	Philadelphia Eagles	104
4.	Minnesota Vikings	101
5.	Houston Texans	100
6.	Pittsburgh Steelers	91

- Pittsburgh allowed 38 points off turnovers in 2024, which was the fourth-most in the NFL.
- The Steelers allowed just 17 points off turnovers in their first 14 games of the season, but Baltimore scored 14 points on turnovers in Week 16 and Kansas City added seven in Week 17.

NFL FEWEST POINTS ALLOWED OFF TURNOVERS – 2024

RANK	TEAM	PTS OFF TO ALLOWED
1.	L.A. Chargers	21
2.	Buffalo Bills	27
3.	Baltimore Ravens	30
4.	Pittsburgh Steelers	38
5.	Philadelphia Eagles	40
	L.A. Rams	40

- Pittsburgh recorded a +53 points off turnover margin in 2024, which was the third-most in the NFL.

NFL LARGEST POINTS OFF TURNOVER MARGIN – 2024

RANK	TEAM	PTS OFF TO MARGIN
1.	Buffalo Bills	+101
2.	Philadelphia Eagles	+64
3.	Pittsburgh Steelers	+53
4.	Houston Texans	+50
5.	L.A. Chargers	+42
	Detroit Lions	+42

STEELERS FORCE THE ISSUE

- The Steelers forced 22 fumbles in 2024, which was tied for the most in the NFL.

NFL MOST FORCED FUMBLES – 2024

RANK	TEAM	FF
1.	Pittsburgh Steelers	22
	Philadelphia Eagles	22
3.	Dallas Cowboys	18
	Buffalo Bills	18
	Indianapolis Colts	18

- The Steelers forced multiple fumbles in eight games in 2024, which was the most in the NFL.

NFL MOST GAMES WITH MULTIPLE FORCED FUMBLES – 2024

RANK	TEAM	GAMES
1.	Pittsburgh Steelers	8
2.	Buffalo Bills	6
	Dallas Cowboys	6
	Philadelphia Eagles	6
5.	Tampa Bay Buccaneers	5

- Pittsburgh has registered 103 forced fumbles since the start of the 2019 season, which is the most in the NFL over the span.

NFL MOST FORCED FUMBLES – SINCE 2019

RANK	TEAM	FF
1.	Pittsburgh Steelers	103
2.	Tampa Bay Buccaneers	98
3.	Dallas Cowboys	97
	San Francisco 49ers	97
5.	Philadelphia Eagles	95
	Indianapolis Colts	95

- The Steelers have forced at least one fumble in 60 games since the start of the 2019 season, which is tied for the sixth-most in the NFL over the span.

NFL MOST GAMES WITH AT LEAST ONE FORCED FUMBLES – SINCE 2019

RANK	TEAM	GAMES
1.	Tampa Bay Buccaneers	67
	Indianapolis Colts	67
3.	Buffalo Bills	62
4.	Seattle Seahawks	61
	Philadelphia Eagles	61
6.	Pittsburgh Steelers	60
	Cincinnati Bengals	60

- The Steelers have forced multiple fumbles in 27 games since the start of the 2019 season, which is the third-most in the NFL over the span.

NFL MOST GAMES WITH MULTIPLE FORCED FUMBLES – SINCE 2019

RANK	TEAM	GAMES
1.	San Francisco 49ers	29
2.	Tampa Bay Buccaneers	28
3.	Pittsburgh Steelers	27
4.	N.Y. Giants	26
	Dallas Cowboys	26

- Pittsburgh has forced three or more fumbles in 12 games since the start of the 2019 season, which is the most in the NFL over the span.

NFL MOST GAMES WITH THREE OR MORE FORCED FUMBLES – SINCE 2019

RANK	TEAM	GAMES
1.	Pittsburgh Steelers	12
2.	Dallas Cowboys	11
3.	Philadelphia Eagles	9
	Arizona Cardinals	9
	Chicago Bears	9

TAKEAWAY ZONE

- Pittsburgh registered six redzone takeaways in 2024, which was tied for the most in the NFL.

MOST REDZONE TAKEAWAYS – 2024

RANK	TEAM	TAKEAWAYS
1.	Pittsburgh Steelers	6
	Indianapolis Colts	6
3.	Chicago Bears	5
	Philadelphia Eagles	5
5.	Six teams tied with	4

- Pittsburgh has recorded 14 redzone takeaways since the start of the 2023 season, which is the most in the NFL.

MOST REDZONE TAKEAWAYS – SINCE 2023

RANK	TEAM	TAKEAWAYS
1.	Pittsburgh Steelers	14
2.	Arizona Cardinals	10
3.	Baltimore Ravens	9
	Cincinnati Bengals	9
5.	Philadelphia Eagles	8

- The Steelers have registered 10 redzone interceptions since the start of the 2023 season, which is the most in the NFL.

MOST REDZONE INTERCEPTIONS – SINCE 2023

RANK	TEAM	INT
1.	Pittsburgh Steelers	10
2.	Baltimore Ravens	7
3.	Cincinnati Bengals	6
	Arizona Cardinals	6
5.	Denver Broncos	5
	L.A. Rams	5

NO FLY ZONE

- Pittsburgh averaged an interception 2.9% per pass attempted in 2024, which was the fourth-best in the NFL.

BEST INTERCEPTION PCT. – 2024

RANK	TEAM	INT/ATT
1.	Minnesota Vikings	3.8
2.	Houston Texans	3.4
3.	Green Bay Packers	3.0
4.	Pittsburgh Steelers	2.9
	Indianapolis Colts	2.9

- Since the start of the 2019 season, Pittsburgh is averaging an interception 3.2% per pass attempted, which is the best in the NFL over that span.

BEST INTERCEPTION PCT. – SINCE 2019

RANK	TEAM	INT/ATT
1.	Pittsburgh Steelers	3.2
2.	New England Patriots	3.1
3.	Buffalo Bills	2.9
4.	Dallas Cowboys	2.7
	Minnesota Vikings	2.7
	Green Bay Packers	2.7
	Indianapolis Colts	2.7

- The Steelers recorded 17 interceptions in 2024, which was tied for the third-most in the NFL.

NFL MOST INTERCEPTIONS – 2024

RANK	TEAM	INT
1.	Minnesota Vikings	24
2.	Houston Texans	19
3.	Pittsburgh Steelers	17
	Green Bay Packers	17
5.	Buffalo Bills	16
	Indianapolis Colts	16
	Detroit Lions	16

- Pittsburgh has recorded 53 interceptions since the start of the 2022 season, which is tied for the most in the NFL.

NFL MOST INTERCEPTIONS – SINCE 2022

RANK	TEAM	INT
1.	Pittsburgh Steelers	53
	San Francisco 49ers	53
3.	Buffalo Bills	51
4.	Minnesota Vikings	50
5.	Houston Texans	49

- Pittsburgh has recorded 104 interceptions since the start of the 2019 season, which is the most in the NFL over the span.

NFL MOST INTERCEPTIONS – SINCE 2019

RANK	TEAM	INT
1.	Pittsburgh Steelers	104
2.	New England Patriots	102
3.	Buffalo Bills	99
4.	Minnesota Vikings	98
5.	Indianapolis Colts	90

THIRD-DOWN DEFENSE GOOD INDICATOR TO STEELERS SUCCESS

- The Steelers ranked second in the NFL in third-down defense in 2024. Pittsburgh's opponents converted just 35.29% of its third downs.

NFL BEST THIRD-DOWN DEFENSE – 2024

RANK	TEAM	3RD DOWN CONV. PCT.
1.	Detroit Lions	32.43%
2.	Pittsburgh Steelers	35.29%
3.	Philadelphia Eagles	35.55%
4.	Minnesota Vikings	35.62%
5.	L.A. Chargers	35.71%

- Pittsburgh's opponents converted just 35.29% of its third downs in 2024, which was the sixth-best third-down defense by the Steelers since 2000.

STEELERS BEST THIRD-DOWN DEFENSE – SINCE 2000

RANK	YEAR	3RD DOWN CONV. PCT.
1.	2008	31.42%
2.	2004	32.64%
3.	2010	33.49%
4.	2003	33.97%
5.	2001	34.17%
6.	2024	35.29%

- Pittsburgh led the NFL in third-down defense over the first three weeks of the season. The Steelers' opponents converted just 21.9% of its third downs.
- In the Week 4 and Week 5 losses to Indianapolis and Dallas, respectively, Pittsburgh's third-down defense ranked 30th in the League (56.7%).
- The 17 combined third-down conversions by the Colts and Cowboys are the most in consecutive games against the Steelers since Week 15 (vs. Denver) and Week 16 (at Baltimore) of the 2015 season when the Broncos and Ravens combined for 18 third-down conversions.
- The Steelers re-gained form on third down in the eight weeks entering Week 15 at Philadelphia. Pittsburgh limited the Raiders, Jets, Giants, Commanders, Ravens, Browns (twice) and Bengals to 26-of-92 (28.3%).
- The Eagles bucked that trend and converted 58.8% of its third downs (10-of-17) in Week 15.
- The 10 third-down conversions and 58.8% third-down conversion rate by Philadelphia are tied for the fourth-most and tied for the sixth-highest (min. 15 attempts), respectively, by a Steelers opponent since 2007, when **Mike Tomlin** took the reins as head coach of the Steelers.

THIRD-DOWN DEFENSE – GAME-BY-GAME

	3RD DOWN CONV. (M/A)	3RD DOWN CONV. PCT.
Week 1 at Atlanta	2-9	22.22%
Week 2 at Denver	2-12	16.67%
Week 3 vs. L.A. Chargers	3-11	27.27%
Week 4 at Indianapolis	8-15	53.33%
Week 5 vs. Dallas	9-15	60.00%
Week 6 at Las Vegas	2-11	18.18%
Week 7 vs. N.Y. Jets	3-10	30.00%
Week 8 vs. N.Y. Giants	5-15	33.33%
Week 10 at Washington	5-14	35.71%
Week 11 vs. Baltimore	4-11	36.36%
Week 12 at Cleveland	1-10	10.00%
Week 13 at Cincinnati	4-8	50.00%
Week 14 vs. Cleveland	2-13	15.38%
Week 15 at Philadelphia	10-17	58.82%
Week 16 at Baltimore	4-10	40.00%
Week 17 vs. Kansas City	3-10	30.00%
Week 18 vs. Cincinnati	5-13	38.46%
10 wins	32-114	28.07%
7 losses	40-90	44.44%

STEELERS GROUND THE PASSING GAME

- Since the start of the 2019 season, Pittsburgh opponents are averaging 213.9 passing yds/game, which is tied for the fifth-fewest allowed in the NFL over that span.

FEWEST PASSING YARDS/GAME ALLOWED – SINCE 2019

RANK	TEAM	GAMES
1.	San Francisco 49ers	202.5
2.	Buffalo Bills	204.4
	New England Patriots	204.4
4.	Cleveland Browns	206.2
5.	Pittsburgh Steelers	213.9
	Carolina Panthers	213.9

- Pittsburgh has limited 44 opponents at or below a 60.0 completion percentage since the start of the 2019 season, which is the third-most in the NFL over the span.

MOST GAMES 60.0 OR LESS OPPONENT COMPLETION PCT. – SINCE 2019

RANK	TEAM	GAMES
1.	Cleveland Browns	50
2.	New Orleans Saints	47
3.	Pittsburgh Steelers	44
4.	Baltimore Ravens	39
	New England Patriots	39

- Pittsburgh has held 90 opponents under 300 passing yards since the start of the 2019 season, which is tied for the second-most in the NFL over the span.

MOST GAMES 300 OR LESS PASSING YARDS ALLOWED – SINCE 2019

RANK	TEAM	GAMES
1.	Cleveland Browns	92
2.	Pittsburgh Steelers	90
	Green Bay Packers	90
	New Orleans Saints	90
	San Francisco 49ers	90

- Pittsburgh has allowed 300 or more passing yards in a game just 10 times since the start of the 2019 season, which is tied for the second-fewest in the NFL over the span.

FEWEST 300-YARD+ PASSING YARDS ALLOWED – SINCE 2019

RANK	TEAM	GAMES
1.	Cleveland Browns	8
2.	Pittsburgh Steelers	10
	Green Bay Packers	10
	New Orleans Saints	10
	San Francisco 49ers	10

NO FIRST DOWN FOR YOU

- Since the start of the 2019 season, Pittsburgh has allowed 18.9 first downs/game, which is the third-fewest in the NFL over that span.

FEWEST FIRST DOWNS/GAME – SINCE 2019

RANK	TEAM	1ST/GAME
1.	San Francisco 49ers	18.4
2.	New England Patriots	18.8
3.	Pittsburgh Steelers	18.9
4.	New Orleans Saints	19.1
	Cleveland Browns	19.1

- Since the start of the 2019 season, Pittsburgh has allowed 5.2 yards/play, which is tied for the fourth-fewest in the NFL over that span.

FEWEST YARDS/PLAY – SINCE 2019

RANK	TEAM	YDS/PLAY
1.	San Francisco 49ers	5.0
2.	Buffalo Bills	5.1
	New England Patriots	5.1
4.	Pittsburgh Steelers	5.2
	Five other teams tied with	5.2

KEEPING THE POINTS DOWN

- Since the start of the 2019 season, Pittsburgh has allowed 20.3 points/game, which is the fifth-fewest allowed in the NFL over that span.

FEWEST POINTS/GAME ALLOWED – SINCE 2019

RANK	TEAM	PTS/GAME
1.	Buffalo Bills	19.1
2.	Baltimore Ravens	19.3
3.	New England Patriots	20.1
4.	Kansas City Chiefs	20.2
5.	Pittsburgh Steelers	20.3

- The Steelers have limited nine opponents to 13 points or less since the start of the 2023 season, which is tied for the sixth-most in the NFL over the span.

MOST GAMES 13 POINTS OR LESS ALLOWED – SINCE 2023

RANK	TEAM	GAMES
1.	Minnesota Vikings	11
	Denver Broncos	11
3.	Baltimore Ravens	10
	Buffalo Bills	10
	L.A. Chargers	10
6.	Pittsburgh Steelers	9
	San Francisco 49ers	9

- The Steelers have limited 21 opponents to 21 points or less since the start of the 2023 season, which is tied for the second-most in the NFL over the span.

MOST GAMES 21 POINTS OR LESS ALLOWED – SINCE 2023

RANK	TEAM	GAMES
1.	Kansas City Chiefs	27
2.	Pittsburgh Steelers	21
	Miami Dolphins	21
	L.A. Chargers	21
5.	Chicago Bears	20
	Houston Texans	20
	Buffalo Bills	20

- Since the start of the 2017 season, the Steelers have limited 79 opponents to 21 points or less, which is tied for the second-most in the NFL over that span.

MOST GAMES 21 POINTS OR LESS ALLOWED – SINCE 2017

RANK	TEAM	GAMES
1.	Buffalo Bills	82
2.	Pittsburgh Steelers	79
	Baltimore Ravens	79
4.	Kansas City Chiefs	75
5.	New England Patriots	71

- Since the start of the 2017 season, Pittsburgh has limited its opponents to 24 points or less in 96 different games, which is the third-most in the NFL over that span.

MOST GAMES ALLOWING 24 POINTS OR LESS – SINCE 2017

RANK	TEAM	GAMES
1.	Buffalo Bills	98
2.	Baltimore Ravens	97
3.	Pittsburgh Steelers	96
4.	Kansas City Chiefs	89
5.	L.A. Rams	88

MAKE A COMPLETE STOP IN THE RED ZONE

- Since the start of the 2019 season, Pittsburgh has allowed 51.9 percent red zone efficiency, which is the third-lowest in the NFL over that span.

LOWEST OPPONENT RED ZONE EFFICIENCY – SINCE 2019

RANK	TEAM	RZ EFF. %
1.	Denver Broncos	49.0
2.	Baltimore Ravens	50.7
3.	Pittsburgh Steelers	51.9
4.	L.A. Rams	53.5
5.	Tampa Bay Buccaneers	53.8

LIVING IN THE BACKFIELD

- Since the start of the 2017 season, Pittsburgh has registered 697 tackles for loss, which is the second-most in the NFL over that span.

MOST TACKLES FOR LOSS – SINCE 2017

RANK	TEAM	TFL
1.	Buffalo Bills	698
2.	Pittsburgh Steelers	697
3.	Arizona Cardinals	689
4.	Cleveland Browns	680
5.	Tampa Bay Buccaneers	670

- Since the start of the 2017 season, Pittsburgh has registered six or more tackles for loss in 58 games, which is the most in the NFL over that span.

MOST GAMES WITH 6+ TACKLES FOR LOSS – SINCE 2017

RANK	TEAM	GAMES
1.	Pittsburgh Steelers	58
2.	Tampa Bay Buccaneers	57
	Houston Texans	57
4.	Arizona Cardinals	53
5.	Buffalo Bills	52

STACKING UP SACKS

- The Steelers have registered a sack in 136 of their last 143 games, dating back to Nov. 6, 2016 at Baltimore (LB **T.J. Watt** did not play in four of those games).
- Pittsburgh has recorded a sack in 266 of **Mike Tomlin's** 292 career games as head coach.
- The Steelers have registered at least 1.0 sack in 125 games since the start of the 2017 season, which is the most in the NFL over the span.

MOST GAMES WITH 1.0 SACK – SINCE 2017

RANK	TEAM	GAMES
1.	Pittsburgh Steelers	125
2.	Philadelphia Eagles	122
	New Orleans Saints	122
	Tampa Bay Buccaneers	122
5.	Cleveland Browns	121
	Philadelphia Eagles	121

- The Steelers have registered at least 2.0 sacks in 106 games since the start of the 2017 season, which is the most in the NFL over the span.

MOST GAMES WITH 2.0 SACKS – SINCE 2017

RANK	TEAM	GAMES
1.	Pittsburgh Steelers	106
2.	L.A. Rams	101
3.	Baltimore Ravens	96
4.	New Orleans Saints	95
	Washington Commanders	95

- The Steelers have registered at least 3.0 sacks in 71 games since the start of the 2017 season, which is the most in the NFL over the span.

MOST GAMES WITH 3.0 SACKS – SINCE 2017

RANK	TEAM	GAMES
1.	Pittsburgh Steelers	71
2.	Baltimore Ravens	70
3.	L.A. Rams	68
4.	New Orleans Saints	65
5.	Kansas City Chiefs	64
	Minnesota Vikings	64

- Pittsburgh has recorded at least 4.0 sacks in 49 games since the start of the 2017, which is the most in the NFL over the span.

MOST GAMES WITH 4.0 SACKS – SINCE 2017

RANK	TEAM	GAMES
1.	Pittsburgh Steelers	49
2.	Philadelphia Eagles	38
3.	Kansas City Chiefs	37
4.	Tampa Bay Buccaneers	36
	Washington Commanders	36
	Denver Broncos	36

- The Steelers have registered 5.0 or more sacks in 24 games since the start of the 2017 season, which is the most in the NFL over the span.

MOST GAMES WITH 5.0 SACKS – SINCE 2017

RANK	TEAM	GAMES
1.	Pittsburgh Steelers	24
2.	Kansas City Chiefs	23
3.	Dallas Cowboys	21
4.	Baltimore Ravens	20
	Seattle Seahawks	20
	Tampa Bay Buccaneers	20

- The Steelers have registered 6.0 or more sacks in 13 games since the start of the 2017 season, which is the most in the NFL over the span.

MOST GAMES WITH 6.0 SACKS – SINCE 2017

RANK	TEAM	GAMES
1.	Pittsburgh Steelers	13
2.	Philadelphia Eagles	12
3.	New Orleans Saints	11
	L.A. Rams	11
5.	N.Y. Jets	10
	Seattle Seahawks	10
	Denver Broncos	10
	Dallas Cowboys	10

- Pittsburgh has recorded 6.0 or more team sacks 62 times since sacks became an official statistic in 1982. In those 62 games, the Steelers have a 51-10-1 (.831) record and has outscored its opponents 1,541-826.

RECORD WHEN RECORDING 6.0+ SACKS

DATE	OPPONENT	SACKS	RESULT
09/18/2023	vs. Cleveland Browns	6.0	W, 26-22
01/08/2023	vs. Cleveland Browns	7.0	W, 28-14
09/11/2022	at Cincinnati Bengals	7.0	W, 23-20
01/03/2022	vs. Cleveland Browns	9.0	W, 26-14
12/05/2021	vs. Baltimore Ravens	7.0	W, 20-19
09/20/2020	vs. Denver Broncos	7.0	W, 26-21
09/30/2019	vs. Cincinnati Bengals	8.0	W, 27-3
11/18/2018	at Jacksonville Jaguars	6.0	W, 20-16
10/07/2018	vs. Atlanta Falcons	6.0	W, 41-17
09/09/2018	at Cleveland Browns	7.0	T, 21-21
12/31/2017	vs. Cleveland Browns	6.0	W, 28-24
12/25/2017	at Houston Texans	7.0	W, 34-6
09/10/2017	at Cleveland Browns	7.0	W, 21-18
11/20/2016	at Cleveland Browns	8.0	W, 24-9
01/03/2016	at Cleveland Browns	7.0	W, 28-12
11/15/2015	vs. Cleveland Browns	6.0	W, 30-9
12/21/2014	vs. Kansas City Chiefs	6.0	W, 20-12
12/23/2012	vs. Cincinnati Bengals	6.0	L, 10-13
11/21/2010	vs. Oakland Raiders	6.0	W, 35-3
10/17/2010	vs. Cleveland Browns	6.0	W, 28-10
10/11/2009	at Detroit Lions	7.0	W, 28-20
11/03/2008	at Washington Redskins	7.0	W, 23-6
10/19/2008	at Cincinnati Bengals	7.0	W, 38-10
11/05/2007	vs. Baltimore Ravens	6.0	W, 38-7
09/09/2007	at Cleveland Browns	6.0	W, 34-7
10/29/2006	at Oakland Raiders	6.0	L, 13-20
09/24/2006	vs. Cincinnati Bengals	6.0	L, 20-28
12/24/2005	at Cleveland Browns	8.0	W, 41-0
09/18/2005	at Houston Texans	8.0	W, 27-7
12/23/2002	at Tampa Bay Buccaneers	6.0	W, 17-7
12/15/2002	vs. Carolina Panthers	6.0	W, 30-14
12/23/2001	vs. Detroit Lions	6.0	W, 47-14

DATE	OPPONENT	SACKS	RESULT
11/11/2001	at Cleveland Browns	7.0	W, 15-12
10/21/2001	at Tampa Bay Buccaneers	10.0	W, 17-10
12/24/2000	at San Diego Chargers	6.0	W, 34-21
10/01/2000	at Jacksonville Jaguars	7.0	W, 24-13
11/14/1999	vs. Cleveland Browns	6.0	L, 15-16
10/25/1999	vs. Atlanta Falcons	7.0	W, 13-9
10/18/1998	vs. Baltimore Ravens	7.0	W, 16-6
11/30/1997	at Arizona Cardinals	10.0	W, 26-20
09/28/1997	vs. Houston Oilers	7.0	W, 37-24
11/17/1996	vs. Jacksonville Jaguars	6.0	W, 28-3
11/03/1996	vs. St. Louis Rams	6.0	W, 42-6
10/13/1996	vs. Cincinnati Bengals	10.0	W, 20-10
12/03/1995	vs. Houston Oilers	6.0	W, 21-7
10/29/1995	vs. Jacksonville Jaguars	7.0	W, 24-7
11/14/1994	vs. Buffalo Bills	7.0	W, 23-10
11/06/1994	at Houston Oilers	6.0	W, 12-9
10/03/1994	vs. Houston Oilers	6.0	W, 30-14
11/29/1992	at Cincinnati Bengals	10.0	W, 21-9
09/09/1990	at Cleveland Browns	7.0	L, 3-13
09/28/1986	at Houston Oilers	6.0	W, 22-16
10/20/1985	vs. St. Louis Cardinals	6.0	W, 23-10
09/16/1985	at Cleveland Browns	6.0	L, 7-17
11/19/1984	at New Orleans Saints	6.0	L, 24-27
10/21/1984	at Indianapolis Colts	6.0	L, 16-17
10/01/1984	vs. Cincinnati Bengals	6.0	W, 38-17
10/10/1983	at Cincinnati Bengals	9.0	W, 24-14
09/18/1983	at Houston Oilers	6.0	W, 40-28
09/04/1983	vs. Denver Broncos	7.0	L, 10-14
12/19/1982	at Cleveland Browns	6.0	L, 9-10
12/05/1982	vs. Kansas City Chiefs	8.0	W, 35-14

- The Steelers have registered 7.0 or more sacks in nine games since the start of the 2017 season, which is the most in the NFL over the span.

MOST GAMES WITH 7.0 SACKS – SINCE 2017

RANK	TEAM	GAMES
1.	Pittsburgh Steelers	9
2.	Philadelphia Eagles	6
	Washington Commanders	6
	New Orleans Saints	6
5.	Four different teams tied with	5

- Pittsburgh has registered 8.0 or more sacks in two games since the start of the 2017 season, which is tied for the fourth-most in the NFL over the span.

MOST GAMES WITH 8.0 SACKS – SINCE 2017

RANK	TEAM	GAMES
1.	Philadelphia Eagles	4
	Jacksonville Jaguars	4
3.	New Orleans Saints	3
4.	Pittsburgh Steelers	2
	Six other teams tied with	2

BLITZBURGH

- The Steelers have recorded 50 or more sacks in five of the last eight seasons. In 2021, Pittsburgh became the first team in the NFL to record 50 or more sacks in five consecutive seasons since Washington, Chicago and Dallas (1983-87).
- The Steelers have eclipsed the 50-sack plateau 11 times since sacks became an official statistic in 1982.

NFL MOST 50-SACK SEASONS – SINCE 1982

RANK	TEAM	SEASONS
1.	Pittsburgh Steelers	11
	Philadelphia Eagles	11
3.	L.A. Rams	10
4.	New Orleans Saints	9
5.	Kansas City Chiefs	8
	Dallas Cowboys	8

- Pittsburgh has led the League in sacks in five of the previous seven seasons, including five straight seasons (2017-21). The Steelers were the first team in NFL history to lead the NFL in sacks in five straight seasons.
- Since the start of the 2017 season, Pittsburgh is averaging a sack 9.2% of the time, which is best in the NFL over that span.

BEST SACK PCT./OPPONENT PASS ATTEMPTS – SINCE 2017

RANK	TEAM	SK/ATT
1.	Pittsburgh Steelers	9.2
2.	L.A. Rams	7.9
	Washington Commanders	7.9
4.	New Orleans Saints	7.8
	Dallas Cowboys	7.8

- Pittsburgh has registered 52 strip sacks since the start of the 2017 season, which is tied for the fourth-most in the NFL over the span.

MOST STRIP SACKS – SINCE 2017

RANK	TEAM	STRIP SACKS
1.	Kansas City Chiefs	55
2.	Arizona Cardinals	54
3.	Tampa Bay Buccaneers	53
4.	Pittsburgh Steelers	52
	Baltimore Ravens	52
	Philadelphia Eagles	52
	Dallas Cowboys	52

STEELERS DEFENSE NO STRANGER TO ENDZONE

- Pittsburgh recorded multiple defensive TDs in Week 2 of 2023 vs. Cleveland, which was the first time since Week 14 of 2010 (vs. Cincinnati) when LaMarr Woodley (14 yards) and Troy Polamalu (45 yards) had interception returns for TD.
- The Steelers have had multiple defensive TDs in a game three times since 2000.

STEELERS GAME WITH MULTIPLE DEFENSIVE SCORES – SINCE 2000

DATE	DEFENSIVE SCORE	OPP.	RESULT
09/18/2023	T.J. Watt 16-yard FR	vs. CLE	W, 26-22
09/18/2023	Alex Highsmith 30-yard INT	vs. CLE	W, 26-22
12/12/2010	LaMarr Woodley 14-yard INT	vs. CIN	W, 23-7
12/12/2010	Troy Polamalu 45-yard INT	vs. CIN	W, 23-7
10/25/2009	LaMarr Woodley 77-yard FR	vs. MIN	W, 27-17
10/25/2009	Keyaron Fox 82-yard INT	vs. MIN	W, 27-17

- Here is a look at Pittsburgh's most recent defensive scores. The Steelers are 59-5 (.922) when producing a defensive score. Pittsburgh is 50-4 (.926) when scoring a defensive TD and 9-1 (.900) when recording a safety.

STEELERS DEFENSIVE SCORES – SINCE 2000

DATE	DEFENSIVE SCORE	OPP.	RESULT
12/01/2024	Payton Wilson 21-yard FR	at CIN	W, 44-38
09/18/2023	T.J. Watt 16-yard FR	vs. CLE	W, 26-22
09/18/2023	Alex Highsmith 30-yard INT	vs. CLE	W, 26-22
09/11/2022	Minkah Fitzpatrick 31-yard INT	at CIN	W, 23-20 (ot)
12/02/2020	Joe Haden 14-yard INT	vs. BLT	W, 19-14
11/01/2020	Robert Spillane 33-yard INT	at BLT	W, 28-24
10/18/2020	Minkah Fitzpatrick 33-yard INT	vs. CLE	W, 38-7
09/20/2020	Derek Watt safety (Sam Martin)	vs. DEN	W, 26-21
11/10/2019	Minkah Fitzpatrick 43-yard FR	vs. LAR	W, 17-12
11/03/2019	Minkah Fitzpatrick 96-yard INT	vs. IND	W, 26-24
10/13/2019	Devin Bush 9-yard FR	at LAC	W, 24-17
11/08/2018	Vince Williams 17-yard INT	vs. CAR	W, 52-21
10/28/2018	Team safety	vs. CLE	W, 33-18
10/07/2018	L.J. Fort 0-yard FR	vs. ATL	W, 41-17
09/24/2018	Bud Dupree 10-yard INT	at TB	W, 30-27
09/16/2018	Artie Burns safety (Kareem Hunt)	vs. KC	L, 42-37
10/15/2017	Team safety	at KC	W, 19-13
12/04/2016	Team safety	vs. NYG	W, 24-14
11/20/2016	Javon Hargrave 0-yard FR	at CLE	W, 24-9
12/13/2015	William Gay 23-yard INT	at CIN	W, 33-20
10/12/2015	Valentino Blake 70-yard INT	at SD	W, 24-20
12/14/2014	William Gay 52-yard INT	at ATL	W, 27-20
11/17/2014	William Gay 28-yard INT	at TEN	W, 27-24
10/26/2014	Team safety	vs. IND	W, 51-34
10/26/2014	William Gay 33-yard INT	vs. IND	W, 51-34
10/05/2014	Brice McCain 22-yard INT	at JAX	W, 17-9
09/21/2014	Robert Golden 0-yard FR	at CAR	W, 37-19
12/22/2013	Cortez Allen 40-yard INT	at GB	W, 38-31
12/08/2013	Troy Polamalu 19-yard INT	vs. MIA	L, 34-28
11/24/2013	William Gay 21-yard INT	at CLE	W, 27-11
11/25/2012	Lawrence Timmons 53-yard INT	at CLE	L, 20-14
10/23/2011	Team safety	at ATL	W, 32-20
09/25/2011	Troy Polamalu 16-yard FR	at IND	W, 23-20
12/12/2010	LaMarr Woodley 14-yard INT	vs. CIN	W, 23-7
12/12/2010	Troy Polamalu 45-yard INT	vs. CIN	W, 23-7
09/26/2010	Brett Keisel 79-yard INT	at TB	W, 38-13
11/09/2009	Robert Ayers Jr. 54-yard FR	at DEN	W, 28-10
10/25/2009	LaMarr Woodley 77-yard FR	vs. MIN	W, 27-17
10/25/2009	Keyaron Fox 82-yard INT	vs. MIN	W, 27-17
12/28/2008	Tyrone Carter 32-yard INT	vs. CLE	W, 31-0
12/07/2008	Deshea Townsend 25-yard INT	vs. DAL	W, 20-13
11/16/2008	James Harrison safety (Philip Rivers)	vs. SD	W, 11-10
09/29/2008	LaMarr Woodley 7-yard FR	vs. BLT	W, 23-20 (ot)
12/20/2007	Ike Taylor 51-yard INT	at STL	W, 41-24
09/23/2007	Bryant McFadden 50-yard INT	vs. SF	W, 37-16
10/15/2006	Rian Wallace 30-yard INT	vs. KC	W, 45-7
09/07/2006	Joey Porter 42-yard INT	vs. MIA	W, 28-17
12/18/2005	Larry Foote safety (Michael Bennett)	at MIN	W, 18-3
11/06/2005	Troy Polamalu 77-yard FR	at GB	W, 20-10
01/02/2005	James Harrison 18-yard FR	at BUF	W, 29-24
11/21/2004	James Farrior 14-yard INT	at CIN	W, 19-14
11/14/2004	Russell Stuvaints 24-yard FR	at CLE	W, 24-10
10/31/2004	Deshea Townsend 39-yard INT	vs. NE	W, 34-20
10/03/2004	Troy Polamalu 26-yard INT	vs. CIN	W, 28-17
12/21/2003	Deshea Townsend 25-yard INT	vs. SD	W, 40-24
09/14/2003	Chad Scott 26-yard INT	at KC	L, 41-20
12/23/2002	Chad Scott 30-yard INT	at TB	W, 17-7

DATE	DEFENSIVE SCORE	OPP.	RESULT
01/06/2002	Troy Edwards 32-yard FR	vs. CLE	W, 28-7
12/23/2001	Jason Gildon 27-yard FR	vs. DET	W, 47-14
11/25/2001	Chad Scott 45-yard INT	at TEN	W, 34-24
10/14/2001	Chad Scott 61-yard INT	at KC	W, 20-17
09/30/2001	Dewayne Washington 63-yard FR	at BUF	W, 20-3
11/26/2000	Jason Gildon 22-yard FR	at CIN	W, 48-28
11/12/2000	Joey Porter 32-yard FR	vs. PHI	L, 26-23 (ot)
10/15/2000	Joey Porter safety (Scott Mitchell)	vs. CIN	W, 15-0

TOUGH AGAINST THE RUN

- Pittsburgh ranked in the top six in the NFL in four rush defense categories in 2024.

CATEGORY	STATISTIC (NFL RANK)
Opp. Rush Yards/Att.	4.1 (t-4th)
Opp. Rush Yards/Game	98.7 (6th)
Stuff Percentage	10.4 (6th)
Fewest 10-yard Runs Allowed	43 (6th)

- The Steelers limited 10 opponents below 100 rushing yards in 2024, which ranked tied for third in the NFL.

MOST GAMES OF 100 RUSH YARDS ALLOWED OR LESS – 2024

RANK	TEAM	GAMES
1.	Baltimore Ravens	12
2.	Detroit Lions	11
3.	Pittsburgh Steelers	10
	Kansas City Chiefs	10
	Tampa Bay Buccaneers	10
	Philadelphia Eagles	10

- Pittsburgh has limited 62 opponents below 100 rushing yards since the start of the 2017 season, which ranks tied for 10th in the NFL.

MOST GAMES OF 100 RUSH YARDS ALLOWED OR LESS – SINCE 2017

RANK	TEAM	GAMES
1.	Baltimore Ravens	77
2.	Tampa Bay Buccaneers	76
3.	Tennessee Titans	74
4.	New Orleans Saints	69
5.	Buffalo Bills	68
6.	Indianapolis Colts	66
	Denver Broncos	66
	Philadelphia Eagles	66
9.	San Francisco 49ers	65
10.	Pittsburgh Steelers	62
	New England Patriots	62

THREE OF A KIND

- Since the start of the 2020 season, only one team has had three players with at least 35.5 sacks, 72 QB hits and 49 tackles for loss. Pittsburgh's **T.J. Watt**, **Cameron Heyward** and **Alex Highsmith** each meet the criteria above.

THREE TEAMMATES WITH 35.5 SACKS, 72 QBH, 49 TFL – SINCE 2020

TEAM	NAME	SACKS	QBH	TFL
Pittsburgh Steelers	T.J. Watt	73.5	155	90
	Cameron Heyward	34.5	81	54
	Alex Highsmith	35.5	72	49

- Watt, Heyward, Highsmith and 16 other players in the NFL have registered at least 35.5 sacks, 72 QB hits and 49 tackles for loss since the start of the 2020 season.

HEYWARD, WATT DYNAMIC DUO

- LB **T.J. Watt** and DT **Cameron Heyward** have registered 108.0 and 88.5 career sacks, respectively. Heyward surpassed James Harrison's previous franchise record of 80.5 sacks in Week 3 vs. L.A. Chargers (Watt did in Week 2 of 2023 vs. Cleveland).
- Watt (108.0) and Heyward (88.5) have combined for 196.5.5 sacks, 15 Pro Bowl selections, seven All-Pro nods, 419 QB hits, 256 tackles for loss, 107 passes defended, 41 forced fumbles, 28 takeaways, 27 strip sacks, 19 fumble recoveries and nine interceptions.
- With Watt and Heyward both staring down opposing offenses in 2024, the Steelers defense features the most accomplished pass-rushing duo in the NFL.

WATT, HEYWARD HALL OF FAME TANDEM

STATISTIC	TOTAL
Total Seasons Played	20
Pro Bowls	15
All-Pro Selections	7
Games Played	332
Sacks	196.5
QB Hits	419
Tackles For Loss	256
Forced Fumbles	41
Takeaways	28
Strip Sacks	27
Fumble Recoveries	19
Passes Defended	107
Interceptions	9
Seasons of 12.0+ Sacks	6
Seasons of 10.0+ Sacks	9

- The tandem's 196.5 combined career sacks is the fourth-most since 1982, when the individual sack became an official statistic (career totals up through the final season the two were teammates and had both only played for one NFL team).

NFL MOST COMBINED CAREER SACKS BY TEAMMATE DUO – SINCE 1982

PLAYER	SCK	PLAYER	SCK	TOTAL	LAST YEAR
Bruce Smith	171.0	Phil Hansen	56.5	227.5	1999
Lawrence Taylor	126.5	Leonard Marshall	79.5	206.0	1992
Dwight Freeney	107.5	Robert Mathis	91.5	199.0	2012
Cameron Heyward	88.5	T.J. Watt	108.0	196.5	2024
Clyde Simmons	71.0	Reggie White	124.0	195.0	1992

NFL DUOS WITH 85.0+ SACKS HAVING PLAYED WITH ONE NFL TEAM – SINCE 1982

PLAYER	SCK	PLAYER	SCK	TOTAL	LAST YEAR
Dwight Freeney	107.5	Robert Mathis	91.5	199.0	2012
Cameron Heyward	88.5	T.J. Watt	108.0	196.5	2024
Neil Smith	85.5	Derrick Thomas	98.0	183.5	1996

PITTSBURGH 311

- The Steelers have held 60 opponents to 311 total yards or less since the start of the 2017 season, which is the fifth-most in the NFL over the span.

MOST GAMES OF 311 YARDS ALLOWED OR LESS – SINCE 2017

RANK	TEAM	GAMES
1.	Baltimore Ravens	66
	San Francisco 49ers	66
3.	Buffalo Bills	65
4.	Philadelphia Eagles	64
5.	Pittsburgh Steelers	60

BLOCK PARTY

- With DT **Dean Lowry's** blocked field goal in Week 7 vs. N.Y. Jets, Pittsburgh blocked a kick (punt, field goal or extra-point attempt) in three straight games for the first time since at least 1991.
- The Steelers are the first team in the League with a blocked kick (punt, field goal or extra-point attempt) in three straight games since New England in 2017.

MOST CONSECUTIVE GAMES BLOCKING A PUNT, FG OR XP – SINCE 1991

RANK	TEAM	GAMES	START	END
1.	Baltimore Ravens	5	10/26/2015	11/30/2015
2.	Chicago Bears	4	09/09/2007	09/30/2007
3.	Pittsburgh Steelers	3	10/06/2024	10/20/2024
	Arizona Cardinals	3	11/19/1995	11/30/1995
	Buffalo Bills	3	09/08/1996	09/22/1996
	Tampa Bay Buccaneers	3	10/01/2000	10/19/2000
	Kansas City Chiefs	3	10/13/2002	10/27/2002
	New Orleans Saints	3	12/07/2003	12/21/2003
	Oakland Raiders	3	11/07/2004	11/28/2004
	Arizona Cardinals	3	01/01/2012	09/16/2012
	Buffalo Bills	3	12/16/2012	12/30/2012
	New England Patriots	3	12/07/2014	12/21/2014
	New England Patriots	3	10/22/2017	11/12/2017

- Pittsburgh's three blocked kicks (punt, field goal or extra-point attempt) are tied for the third-most in the NFL in 2024.

NFL MOST BLOCKED KICKS – 2024

RANK	TEAM	BLOCKED KICKS
1.	L.A. Rams	4
	New Orleans Saints	4
3.	Pittsburgh Steelers	3
	Seattle Seahawks	3
5.	Nine teams tied with	2

- The Steelers have blocked six kicks (punt, field goal or extra-point attempt) since the start of the 2023 season, which is the most in the NFL.

NFL MOST BLOCKED KICKS – SINCE 2023

RANK	TEAM	BLOCKED KICKS
1.	Pittsburgh Steelers	6
2.	L.A. Rams	5
3.	Six teams tied with	4

- The Steelers have blocked 11 kicks (punt, field goal or extra-point attempt) since the start of the 2021 season, which is the most in the NFL.

NFL MOST BLOCKED KICKS – SINCE 2021

RANK	TEAM	BLOCKED KICKS
1.	Pittsburgh Steelers	11
2.	Dallas Cowboys	10
3.	Indianapolis Colts	7
	Minnesota Vikings	7
	New Orleans Saints	7

- Pittsburgh's three blocked kicks (punt, field goal or extra-point attempt) in 2024 are tied for the most by the Steelers in a season since 2000.

STEELERS MOST BLOCKED KICKS IN A SEASON – SINCE 2000

RANK	YEAR	BLOCKED KICKS
1.	2024	3
	2023	3
	2022	3
	2018	3
5.	2021	2
	2017	2
	2015	2
	2002	2

- Pittsburgh has blocked three punts since the start of the 2023 season, which is the most in the NFL.

MOST BLOCKED PUNTS – SINCE 2023

RANK	TEAM	BLOCKED PUNTS
1.	Pittsburgh Steelers	3
2.	N.Y. Jets	2
	Indianapolis Colts	2
	Dallas Cowboys	2
	Chicago Bears	2

- Pittsburgh officially blocked two punts in 2023, which was tied for the most by the franchise since 1960.
- The Steelers also blocked two punts in 2021 and 1976.
- Pittsburgh has blocked five punts since the start of the 2021 season, which is tied for the second-most in the NFL.

MOST BLOCKED PUNTS – SINCE 2021

RANK	TEAM	BLOCKED PUNTS
1.	Dallas Cowboys	6
2.	Pittsburgh Steelers	5
	Indianapolis Colts	5
4.	N.Y. Jets	4
5.	Minnesota Vikings	3
	Atlanta Falcons	3

SPECIAL TEAMS RATHER SPECIAL

- The 73-yard punt return for TD by Calvin Austin III in Week 8 vs. N.Y. Giants was the Steelers first punt return for TD since Diontae Johnson (85 yards) vs. Arizona on Dec. 8, 2019. It also was the first punt return for TD by Pittsburgh at home since Antonio Brown (71 yards) vs. Indianapolis on Dec. 6, 2015.
- The Steelers ranked 10th in the NFL in punt return average (10.3) in 2024.

NFL BEST PUNT RETURN AVG. – 2024

RANK	TEAM	PR AVG.
1.	Denver Broncos	15.7
2.	New England Patriots	14.2
3.	Detroit Lions	12.9
4.	Chicago Bears	12.7
5.	New Orleans Saints	12.5
6.	L.A. Chargers	12.0
7.	Jacksonville Jaguars	11.8
8.	Buffalo Bills	11.6
9.	Washington Commanders	10.4
10.	Pittsburgh Steelers	10.3

- Pittsburgh ranked sixth in the NFL in opponent's punt return average (7.1) in 2024.

NFL LOWEST OPP. PUNT RETURN AVG. – 2024

RANK	TEAM	OPP. PR AVG.
1.	Houston Texans	4.8
2.	Washington Commanders	6.2
3.	Detroit Lions	6.4
4.	Minnesota Vikings	6.8
	Carolina Panthers	6.8
6.	Pittsburgh Steelers	7.1
7.	Philadelphia Eagles	7.5
8.	New Orleans Saints	7.6
9.	Baltimore Ravens	7.8
10.	Denver Broncos	8.7

- Pittsburgh was one of four teams in the NFL to rank in the top-10 in both punt-return average and punt-return defense (Denver, Detroit and New Orleans) in 2024.

TAKE DOWN FOR WATT

- LB T.J. Watt registered 61 tackles (40 solo), 11.5 sacks, four passes defended, 19 tackles for loss, 27 QB hits, six forced fumbles, three strip sacks, two takeaways and two fumble recoveries in 2024.
- Watt ranked in the top eight in strip sacks (t-1st), forced fumbles (1st), QB hits (6th), fumble recoveries (t-7th), sacks (8th) and tackles for loss (2nd) in 2024.
- Watt is the only player in the NFL that ranks among the top eight in the League in the categories below:

2024 NFL LEADERS

CATEGORY	T.J. WATT (RANK)	LEADER
Strip Sacks	3 (t-1st)	3 (Nick Herbig)
		3 (Myles Garrett)
		3 (Jonathan Greenard)
Forced Fumbles	6 (1st)	--
QB Hits	27 (6th)	40 (Zach Allen)
Fumble Recoveries	2 (t-7th)	3 (DeShon Elliott)
		3 (Kyler Gordon)
		3 (Karl Brooks)
		3 (Dorian Williams)
		3 (Cooper DeJean)
		3 (Quincy Williams)
Sacks	11.5 (t-8th)	17.5 (Trey Hendrickson)
Tackles for Loss	19 (2nd)	22 (Myles Garrett)

- In 2023, Watt ranked in the top-five in the NFL in sacks, tackles for loss, QB hits, forced fumbles and fumble recoveries, which marked the second time in three years (2021, 2023).
- J.J. Watt is the only other player to accomplish the feat since 2012.

NFL TOP FIVE IN SACKS, TFL, QBH, FF AND FR – SINCE 2012

CATEGORY	T.J. WATT (2023)	T.J. WATT (2021)
Sacks	19.0 (1st)	22.5 (1st)
Tackles for Loss	19 (5th)	21 (t-1st)
QB Hits	36 (1st)	39 (1st)
Forced Fumbles	4 (t-5th)	5 (t-5th)
Fumble Recoveries	3 (t-3rd)	3 (t-1st)

CATEGORY	J.J. WATT (2014)
Sacks	20.5 (2nd)
Tackles for Loss	29 (1st)
QB Hits	51 (1st)
Forced Fumbles	4 (t-3rd)
Fumble Recoveries	5 (1st)

- Watt has registered 48.0 sacks in 45 career games vs. AFC North foes, which is the most by any player since the division was adopted after the restructuring of the 2002 NFL season when the League realigned divisions after expanding to 32 teams.

NFL CAREER SACK LEADERS VS. AFC NORTH – SINCE 2002

RANK	PLAYER (GP)	SACKS
1.	T.J. Watt (45)	48.0
2.	Terrell Suggs (89)	46.5
3.	Cameron Heyward (76)	36.0
4.	Myles Garrett (40)	34.5
5.	James Harrison (76)	31.5

- Watt has registered 21.0 sacks in 22 career road games vs. AFC North foes, which is the second-most by any player since the division was adopted after the restructuring of the 2002 NFL season when the League realigned divisions after expanding to 32 teams.

NFL ROAD SACK LEADERS VS. AFC NORTH – SINCE 2002

RANK	PLAYER (GP)	SACKS
1.	Terrell Suggs (46)	21.5
2.	T.J. Watt (22)	21.0
3.	Myles Garrett (20)	18.0
4.	Cameron Heyward (39)	15.5
5.	Trey Hendrickson (12)	13.0

- Watt has registered 17.0 sacks vs. Cleveland, 17.0 sacks vs. Baltimore and 14.0 sacks vs. Cincinnati.

FRANCHISE SACK LEADERS VS. SINGLE OPPONENT

PLAYER, OPPONENT (GP)	SACKS	NFL RANK VS. OPP.
T.J. Watt vs. Cleveland (14)	17.0	1st (Terrell Suggs, 19.0)
T.J. Watt vs. Baltimore (16)	17.0	1st
T.J. Watt vs. Cincinnati (15)	14.0	1st (Cameron Heyward, 14.5)

- Watt has registered 17.0 sacks in 16 career games vs. Baltimore. James Harrison (16.0) is the only player in NFL history with 16.0+ sacks against the Ravens and it took him 27 career games.

NFL CAREER SACK LEADERS VS. BALTIMORE

RANK	PLAYER, GAMES PLAYED	SACKS
1.	T.J. Watt, 16 GP	17.0
2.	James Harrison, 27 GP	16.0
3.	Geno Atkins, 19 GP	10.5
4.	Carlos Dunlap, 18 GP	10.0
5.	Jevon Kearse, 8 GP	9.0

- The only Steelers player with 17.0+ sacks against a single opponent is Watt (17.0 vs. CL; 17.0 vs. BLT).

FRANCHISE SACK LEADERS VS. SINGLE OPPONENT

RANK	PLAYER, OPPONENT (GP)	SACKS
1.	T.J. Watt vs. Cleveland (14)	17.0
	T.J. Watt vs. Baltimore (16)	17.0
3.	James Harrison vs. Baltimore (25)	16.0
4.	Cameron Heyward vs. Cincinnati (27)	14.5
5.	T.J. Watt vs. Cincinnati (15)	14.0
6.	Cameron Heyward vs. Cleveland (23)	13.5

- The only other active NFL player with 17.0+ sacks against a single opponent is Cameron Jordan (24.0 vs. ATL; 17.0 vs. TB) -- each was accomplished in at least 28 career games.

ACTIVE PLAYERS WITH 13.5+ SACKS VS. SINGLE OPPONENT

RANK	PLAYER, OPPONENT (GP)	SACKS
1.	Cameron Jordan vs. Atlanta (28)	24.0
2.	T.J. Watt vs. Baltimore (16)	17.0
	T.J. Watt vs. Cleveland (14)	17.0
	Cameron Jordan vs. Tampa Bay (28)	17.0
5.	Von Miller vs. L.A. Chargers (18)	16.0
	Von Miller vs. Kansas City (21)	16.0
7.	Maxx Crosby vs. Denver (12)	15.5
8.	Cameron Heyward vs. Cincinnati (27)	14.5
9.	T.J. Watt vs. Cincinnati (15)	14.0
10.	Cameron Heyward vs. Cleveland (23)	13.5
	Cameron Jordan vs. Carolina (28)	13.5

- Watt finished with seven tackles (five solo), two QB hits, one tackle for loss, one forced fumble and 2.0 sacks, bringing his sack total to 11.5 on the season and 108.0 in his career (2017-24), in Week 15 at Philadelphia.
- Watt has registered double-digit sack seasons six times in his eight-year career.
- His six double-digit sack seasons are the most by a Steeler since 1982, when the individual sack became an official statistic.

MOST 10.0+ SACK SEASONS – FRANCHISE HISTORY

RANK	PLAYER	SEASONS
1.	T.J. Watt	6
2.	Cameron Heyward	3
	James Harrison	3
	Jason Gildon	3
	LaMarr Woodley	3

- Watt owns the franchise record with 108.0 career sacks.

STEELERS CAREER SACK LEADERS – SINCE 1982

RANK	PLAYER, YEARS	SACKS
1.	T.J. Watt, 2017-24	108.0
2.	Cameron Heyward, 2011-24	88.5
3.	James Harrison, 2002, 2004-12, 2014-17	80.5
4.	Jason Gildon, 1994-2003	77.0
5.	L.C. Greenwood, 1969-81	73.5

- His 108.0 career sacks are the most in the NFL since the start of the 2017 season.

NFL SACK LEADERS – SINCE 2017

RANK	PLAYER	SACKS
1.	T.J. Watt	108.0
2.	Myles Garrett	102.5
3.	Aaron Donald	83.0
4.	Danielle Hunter	81.0
5.	Chris Jones	78.5

- His 108.0 career sacks are the third-most by a player in his first eight seasons in the NFL since 1982, when the individual sack became an official statistic.

MOST SACKS IN FIRST EIGHT SEASONS – SINCE 1982

RANK	PLAYER, YEARS	SACKS
1.	Reggie White, 1985-91	124.0
2.	DeMarcus Ware, 2005-11	111.0
3.	T.J. Watt, 2017-24	108.0
4.	Jared Allen, 2004-11	105.0
5.	Myles Garrett, 2017-24	102.5
6.	Aaron Donald, 2014-21	98.0
	Derrick Thomas, 1989-96	98.0
	Von Miller, 2011-18	98.0
9.	Chandler Jones, 2012-19	96.0
10.	Richard Dent, 1983-1990	93.0

- With his 1.5 sacks vs. Dallas in Week 5, Watt surpassed Pro Football Hall of Famer DeMarcus Ware (113 games) as the second-fastest player to reach 100 career sacks since 1982, when the individual sack became an official statistic. Only Pro Football Hall of Famer Reggie White (96) reached the milestone in fewer games than Watt.

FEWEST GAMES TO 100.0 CAREER SACKS – SINCE 1982

RANK	PLAYER	GAMES
1.	Reggie White	96
2.	T.J. Watt	109
3.	DeMarcus Ware	113
4.	Bruce Smith	115

- Watt is the third player since 1982, when the individual sack became an official statistic, with 100.0 career sacks prior to his 30th birthday, joining Pro Football Hall of Famer Reggie White, 108.0, and Jared Allen, 105.0 (Watt turned 30 years old on Oct. 11, 2024).
- Watt is the first player since 1982, when the individual sack became an official statistic, to lead the League in sacks three times (2020, 2021 and 2023).
- Watt surpassed his brother J.J. Watt, Reggie White, DeMarcus Ware, Michael Strahan, Kevin Greene, Mark Gastineau and Jared Allen, who each led the League in sack twice.
- Watt is off to a record-setting pace for sacks to open his NFL career. He has averaged 0.90 sacks/game since entering the League back in 2017, which is the best in NFL history (min. 120 games started).

SACKS PER GAME LEADERS – SINCE 1982 (MIN. 120 GAMES STARTED)

RANK	PLAYER	SACKS/GM
1.	T.J. Watt	0.90
2.	Reggie White	0.85
3.	Lawrence Taylor	0.79
4.	DeMarcus Ware	0.78
5.	J.J. Watt	0.76

- Watt has climbed the chart for most sacks following each season of his career.

NFL SACK LEADERS – BY YEARS IN THE LEAGUE

SACKS	T.J. WATT (RANK)	LEADER
1 Season	7.0 (t-77th)	Jevon Kearse (14.5)
2 Seasons	20.0 (t-21st)	Aldon Smith (33.5)
3 Seasons	34.5 (t-11th)	Reggie White (52.0)
4 Seasons	49.5 (6th)	Reggie White (70.0)
5 Seasons	72.0 (3rd)	Reggie White (81.0)
6 Seasons	77.5 (3rd)	Reggie White (95.0)
7 Seasons	96.5 (3rd)	Reggie White (110.0)
8 Seasons	108.0 (3rd)	Reggie White (124.0)

- Watt ranks among the top eight active players in strip sacks (2nd), forced fumbles (1st), QB hits (4th), fumble recoveries (t-4th), sacks (4th) and tackles for loss (t-7th).

ACTIVE NFL LEADERS

CATEGORY	T.J. WATT (RANK)	LEADER
Strip Sacks	23 (2nd)	24 (Khalil Mack)
Forced Fumbles	33 (1st)	--
QB Hits	225 (4th)	266 (Calais Campbell)
Fumble Recoveries	12 (t-4th)	19 (Lavonte David)
Sacks	108.0 (4th)	129.5 (Von Miller)
Tackles for Loss	126 (t-7th)	187 (Calais Campbell)

- Watt is the only player in NFL history with at least 108.0 sacks, 125 tackles for loss, 225 QB hits, 33 forced fumbles, 23 strip sacks and 12 fumble recoveries.

NAME	SACKS	TFL	QBH	FF	FR	STRIP SACKS
T.J. Watt	108.0	125	225	33	12	23

- Watt has registered 59.0 sacks in the second half/OT since the start of the 2017 season, which are the most in the NFL.

MOST SACKS IN SECOND HALF/OVERTIME – SINCE 2017

RANK	PLAYER	SACKS
1.	T.J. Watt	59.0
2.	Aaron Donald	51.0
3.	Myles Garrett	48.5
4.	Danielle Hunter	45.5
	Trey Hendrickson	45.5

- Watt had three tackles (three solo), five QB hits, three tackles for loss, one forced fumble and 2.0 sacks in Week 13 at Cincinnati.
- Watt is the third player in the NFL to collect at least five QB hits, three tackles for loss, 2.0 sacks and a forced fumble in the same game this season and first to do it on the road.
- Watt has accomplished the feat three times in his career, while the rest of the NFL, combined, has accomplished it seven times.

MOST GAMES WITH 5+ QBH, 3+ TFL, 2.0+ SACKS, 1+ FF – SINCE 2017

RANK	PLAYER	GAMES
1.	T.J. Watt	3
2.	Aidan Hutchinson	2
3.	Five players tied with	1

- Watt registered a career-high 4.0 sacks vs. Cleveland in Week 17 of 2021.

MOST SACKS IN SINGLE-GAME – FRANCHISE HISTORY

RANK	PLAYER (DATE, OPP.)	SACKS
1.	Joe Greene (12/10/72 at Houston)	5.0
2.	Chad Brown (10/13/96 vs. Cincinnati)	4.5
	L.C. Greenwood (11/25/79 vs. Cleveland)	4.5
4.	T.J. Watt (01/03/22 vs. Cleveland)	4.0
	Joey Porter (10/14/01 at Tampa Bay)	4.0
	Jerrold Williams (12/22/91 vs. Cleveland)	4.0
	Edmund Nelson (09/16/84 vs. L.A. Rams)	4.0
8.	T.J. Watt (12/05/21 vs. Baltimore)	3.5
	James Harrison (11/05/07 vs. Baltimore)	3.5
	Keith Willis (10/23/83 at Seattle)	3.5

- Watt has recorded at least two QB hits, two tackles for loss and 2.0 sacks in 17 different games since the start of the 2017 season, which is the most in the League over the span.

MOST GAMES WITH 2+ QBH, 2+ TFL, 2.0+ SACKS – SINCE 2017

RANK	PLAYER	GAMES
1.	T.J. Watt	17
2.	Cameron Jordan	15
	Aaron Donald	15
4.	Danielle Hunter	14
5.	Leonard Floyd	15

- In the 18-16 victory vs. Baltimore in Week 11, Watt finished with three tackles (three solo), two QB hits, two tackles for loss and 1.0 sack. He recorded his 35th career game with at least two TFL.
- Watt was named AFC Defensive Player of the Week for his performance in Week 8 vs. N.Y. Giants. He finished with seven tackles (five solo), two QB hits, two tackles for loss, one forced fumble, one fumble recovery and 2.0 sacks.
- Watt became the fourth player since 1982 with at least 19.0 sacks in two of his first seven NFL seasons, joining DeMarcus Ware, his brother, J.J. Watt and Mark Gastineau.
- Watt is the first player in franchise history with at least 19.0 sacks in multiple seasons.
- His two seasons with at least 19.0 sacks are tied for the most in NFL history by a player in their first seven seasons in the League.

MOST 19.0+ SACK SEASONS IN FIRST SEVEN YEARS – SINCE 1982

RANK	PLAYER	SEASONS
1.	T.J. Watt	2
	DeMarcus Ware	2
	J.J. Watt	2
	Mark Gastineau	2

- His two seasons with at least 19.0 sacks are tied for the most in NFL history.

MOST 19.0+ SACK SEASONS – SINCE 1982

RANK	PLAYER	SEASONS
1.	T.J. Watt	2
	DeMarcus Ware	2
	J.J. Watt	2
	Mark Gastineau	2

- Watt had 19.0 sacks in 2023 and was the fourth player since 1982, when the individual sack became an official statistic, with at least 15.0 sacks in three of his first seven seasons, joining Pro Football Hall of Famer Reggie White (four seasons), DeMarcus Ware (three seasons) and brother J.J. Watt (three seasons).
- His three seasons with at least 15.0 sacks are tied for the second-most in NFL history by a player in their first seven seasons in the League.

MOST 15.0+ SACK SEASONS IN FIRST SEVEN YEARS – SINCE 1982

RANK	PLAYER	SEASONS
1.	Reggie White	4
2.	T.J. Watt	3
	DeMarcus Ware	3
	J.J. Watt	3
5.	13 players tied with	2

- His three seasons with at least 15.0 sacks are tied for the third-most in NFL history.

MOST 15.0+ SACK SEASONS – SINCE 1982

RANK	PLAYER	SEASONS
1.	Reggie White	5
2.	J.J. Watt	4
3.	T.J. Watt	3
	Six other players tied with	3

- In 2023, Watt became the second player since 1982, when the individual sack became an official statistic, with at least 19.0 sacks, 19 tackles for loss, 36 QB hits, four forced fumbles and three fumble recoveries.
- Watt is the first player to do it twice.

NAME	YEAR	SACKS	TFL	QBH	FF	FR
T.J. Watt	2023	19.0	19	36	4	3
T.J. Watt	2021	22.5	21	39	5	3
J.J. Watt	2014	20.5	29	50	4	5

- His 19.0 sacks were the most in the NFL in 2023.

NFL SACK LEADERS – 2023

RANK	PLAYER	SACKS
1.	T.J. Watt	19.0
2.	Trey Hendrickson	17.5
	Josh Allen	17.5
4.	Khalil Mack	17.0
5.	Danielle Hunter	16.5

- Watt led the NFL with 22.5 sacks, tied with Pro Football Hall of Famer Michael Strahan (22.5 sacks in 2001) for the most in a season since 1982, when the individual sack became an official statistic.
- Watt was the fifth player to reach 22.0 sacks in a single season since 1982, when the individual sack became an official NFL statistic.

NFL SINGLE-SEASON SACK LEADERS

RANK	PLAYER, YEAR	SACKS
1.	T.J. Watt, 2021	22.5
	Michael Strahan, 2001	22.5
3.	Jared Allen, 2011	22.0
	Mark Gastineau, 1984	22.0
	Justin Houston, 2014	22.0
6.	Reggie White, 1987	21.0
	Chris Doleman, 1989	21.0
8.	Aaron Donald, 2018	20.5
	Lawrence Taylor, 1986	20.5
	J.J. Watt, 2012	20.5
	J.J. Watt, 2014	20.5

- Watt was the 12th player (13th season) to reach 20.0 sacks in a single season since 1982, when the individual sack became an official NFL statistic.
- Watt is the only player in franchise history with 13.0 or more sacks in multiple seasons (and he's done in five times).

STEELERS SINGLE-SEASON SACK LEADERS

RANK	PLAYER, YEAR	SACKS
1.	T.J. Watt, 2021	22.5
2.	T.J. Watt, 2023	19.0
3.	James Harrison, 2008	16.0
4.	T.J. Watt, 2020	15.0
	Mike Merriweather, 1984	15.0
6.	T.J. Watt, 2019	14.5
	Alex Highsmith, 2022	14.5
8.	Kevin Greene, 1994	14.0
	Keith Willis, 1983	14.0
10.	LaMarr Woodley, 2009	13.5
	Jason Gildon, 2000	13.5

- Watt has registered at least half a sack against 28 different teams, at least 1.0 sack against 27 teams and multiple sacks against 21 teams.
- Below is a look at his career regular-season sacks by opponent:

SACKS	TEAM	MOST RECENT
17.0	Cleveland Browns	vs. Cleveland, Jan. 8, 2023
17.0	Baltimore Ravens	vs. Baltimore, Nov. 17, 2024
14.0	Cincinnati Bengals	at Cincinnati, Dec. 1, 2024
5.5	Indianapolis Colts	at Indianapolis, Dec. 16, 2023
4.0	Atlanta Falcons	at Atlanta, Sept. 8, 2024
4.0	Green Bay Packers	vs. Green Bay, Nov. 12, 2023
3.5	Tennessee Titans	vs. Tennessee, Dec. 19, 2021
3.5	Jacksonville Jaguars	vs. Jacksonville, Oct. 29, 2023
3.0	Philadelphia Eagles	at Philadelphia, Dec. 15, 2024
3.0	Las Vegas Raiders	vs. Las Vegas, Sept. 19, 2021
3.0	San Francisco 49ers	vs. San Francisco, Sept. 10, 2023
3.0	Seattle Seahawks	vs. Seattle, Oct. 17, 2021
3.0	Chicago Bears	vs. Chicago, Nov. 8, 2021
2.5	Carolina Panthers	at Carolina, Dec. 18, 2020
2.5	Denver Broncos	vs. Denver, Sept. 20, 2020
2.5	Buffalo Bills	at Buffalo, Sept. 12, 2022
2.0	New York Giants	vs. N.Y. Giants, Oct. 28, 2024
2.0	Dallas Cowboys	vs. Dallas, Oct. 6, 2024
2.0	Miami Dolphins	vs. Miami, Oct. 28, 2019
2.0	L.A. Rams	vs. L.A. Rams, Nov. 10, 2019
1.5	L.A. Chargers	at L.A. Chargers, Oct. 13, 2019
1.0	Houston Texans	vs. Houston, Sept. 27, 2020
1.0	Washington Commanders	vs. Washington, Dec. 7, 2020
1.0	New England Patriots	vs. New England, Dec. 16, 2018
1.0	N.Y. Jets	at N.Y. Jets, Dec. 22, 2019
1.0	New Orleans Saints	at New Orleans, Dec. 23, 2018
1.0	Detroit Lions	vs. Detroit, Nov. 14, 2021
0.5	Arizona Cardinals	vs. Arizona, Dec. 3, 2023
0.0	Kansas City Chiefs	-
0.0	Tampa Bay Buccaneers	-
0.0	Minnesota Vikings	-

- Watt has sacked both QB Baker Mayfield and QB Lamar Jackson 8.5 times in his career, more than he's sacked any other quarterback. Watt has brought down 49 different passers in his career, including 30 more than once.

- Below is a look at his career regular-season sacks by quarterback:

SACKS	PLAYER	MOST RECENT
8.5	Baker Mayfield	vs. Cleveland, Jan. 3, 2022
8.5	Lamar Jackson	vs. Baltimore, Nov. 17, 2024
5.5	Joe Burrow	at Cincinnati, Dec. 1, 2024
4.0	Tyler Huntley	at Baltimore, Jan. 6, 2023
3.5	Jeff Driskel	vs. Denver, Sept. 20, 2020
3.0	Brock Purdy	vs. San Francisco, Sept. 10, 2023
3.0	Jared Goff	vs. Detroit, Nov. 14, 2021
3.0	Justin Fields	vs. Chicago, Nov. 8, 2021
3.0	Philip Rivers	vs. Indianapolis, Dec. 27, 2020
3.0	Blake Bortles	at Jacksonville, Nov. 18, 2018
3.0	Matt Ryan	vs. Atlanta, Oct. 7, 2018
3.0	Tyrod Taylor	at Cleveland, Sept. 9, 2018
3.0	DeShone Kizer	vs. Cleveland, Dec. 31, 2017
2.5	Jake Browning	vs. Cincinnati, Dec. 23, 2023
2.5	Sam Darnold	at N.Y. Jets, Dec. 22, 2019
2.5	Josh Allen	at Buffalo, Sept. 12, 2022
2.5	Ryan Tannehill	vs. Tennessee, Dec. 19, 2021
2.5	Robert Griffin III	vs. Baltimore, Dec. 2, 2020
2.5	Andy Dalton	vs. Cincinnati, Sept. 30, 2019
2.5	Deshaua Watson	vs. Cleveland, Jan. 8, 2023
2.0	Jalen Hurts	at Philadelphia, Dec. 15, 2024
2.0	Daniel Jones	vs. N.Y. Giants, Oct. 28, 2024
2.0	Gardner Minshew	at Indianapolis, Dec. 16, 2023
2.0	Jimmy Garoppolo	at Las Vegas, Sept. 24, 2023
2.0	Geno Smith	vs. Seattle, Oct. 17, 2021
2.0	Aaron Rodgers	at Green Bay, Oct. 3, 2021
2.0	Ryan Finley	at Cincinnati, Dec. 21, 2020
2.0	Ryan Fitzpatrick	vs. Miami, Oct. 28, 2019
1.5	Dak Prescott	vs. Dallas, Oct. 6, 2024
1.5	Brian Hoyer	vs. Indianapolis, Nov. 3, 2019
1.0	Taylor Heinicke	vs. L.A. Chargers, Sept. 22, 2024
1.0	Bo Nix	at Denver, Sept. 15, 2024
1.0	Kirk Cousins	at Atlanta, Sept. 8, 2024
1.0	Dorian Thompson-Robinson	at Cleveland, Nov. 19, 2023
1.0	Jordan Love	vs. Green Bay, Nov. 12, 2023
1.0	Will Lewis	vs. Tennessee, Nov. 2, 2023
1.0	Anthony Brown	vs. Baltimore, Dec. 11, 2022
1.0	Derek Carr	vs. Las Vegas, Sept. 19, 2021
1.0	Alex Smith	vs. Washington, Dec. 7, 2020
1.0	Carson Wentz	vs. Philadelphia, Oct. 11, 2020
1.0	Russell Wilson	vs. Seattle, Sept. 15, 2019
1.0	Drew Brees	at New Orleans, Dec. 23, 2018
1.0	Tom Brady	vs. New England, Dec. 16, 2018
1.0	Cam Newton	at Carolina, Nov. 8, 2018
1.0	Joe Flacco	vs. Baltimore, Dec. 10, 2017
1.0	Brett Hundley	vs. Green Bay, Nov. 26, 2017
0.5	Kylar Murray	vs. Arizona, Dec. 3, 2023
0.5	Trevor Lawrence	vs. Jacksonville, Oct. 29, 2023
0.5	Garrett Gilbert	at Dallas, Nov. 8, 2020

- Watt has recorded at least 1.0 sack in 68 career games, which is the fourth-most career games with at least 1.0 sack in a player's first eight NFL seasons since 1982, when the individual sack became an official statistic.

MOST 1.0+ SACK GAMES IN FIRST EIGHT NFL SEASONS – SINCE 1982

RANK	PLAYER	GAMES
1.	DeMarcus Ware	75
2.	Reggie White	72
3.	Von Miller	71
4.	T.J. Watt	68
	Myles Garrett	68
6.	Aaron Donald	66
	Chandler Jones	66
8.	Jared Allen	65
9.	Ryan Kerrigan	61
10.	Four players tied with	59

- Watt became the fifth player since 1982, when the individual sack became an official statistic, to record at least 2.0 sacks in 25 or more games in his first eight seasons in the NFL, only Reggie White (33 games), Jared Allen (28) and Simeon Rice (27) have more.
- Watt has recorded at least 2.0 sacks in 25 career games, which is tied for the fourth-most in a player's first eight NFL seasons since 1982, when the individual sack became an official statistic.

MOST 2.0+ SACK GAMES IN FIRST EIGHT NFL SEASONS – SINCE 1982

RANK	PLAYER	GAMES
1.	Reggie White	33
2.	Jared Allen	28
3.	Simeon Rice	27
4.	T.J. Watt	25
	Richard Dent	25
6.	J.J. Watt	24
	Lawrence Taylor	24
8.	Bruce Smith	22
	DeMarcus Ware	22
10.	Myles Garrett	21
	Derrick Thomas	21
	Dexter Manley	21

- Watt has recorded at least 3.0 sacks in six career games, which is tied for the seventh-most in a player's first eight NFL seasons since 1982, when the individual sack became an official statistic.

MOST 3.0+ SACK GAMES IN FIRST EIGHT NFL SEASONS – SINCE 1982

RANK	PLAYER	GAMES
1.	Lawrence Taylor	10
2.	Reggie White	9
3.	Derrick Thomas	8
	DeMarcus Ware	8
5.	Justin Houston	7
	Andre Tippett	7
7.	T.J. Watt	6
	10 other players tied with	6

- Watt has recorded at least 1.0 sack in 68 career games, which is the second-most by a Steeler since 1982, when the individual sack became an official statistic.

MOST 1.0+ SACK GAMES – FRANCHISE HISTORY

RANK	PLAYER	GAMES
1.	Cameron Heyward	69
2.	T.J. Watt	68
3.	Jason Gildon	58
4.	James Harrison	54
5.	Greg Lloyd	43
	Keith Willis	43

- Watt has recorded at least 2.0 sacks in 25 career games, which is the most by a Steeler since 1982, when the individual sack became an official statistic.

MOST 2.0+ SACK GAMES – FRANCHISE HISTORY

RANK	PLAYER	GAMES
1.	T.J. Watt	25
2.	James Harrison	17
3.	Jason Gildon	15
4.	Cameron Heyward	13
	LaMarr Woodley	13
	Joey Porter	13

- Watt has recorded at least 3.0 sacks in six career games, which is tied for the most by a Steeler since 1982, when the individual sack became an official statistic.

MOST 3.0+ SACK GAMES – FRANCHISE HISTORY

RANK	PLAYER	GAMES
1.	T.J. Watt	6
	James Harrison	6
3.	Joey Porter	5
4.	Mike Merriweather	3
	Chad Brown	3

- His 68 career games with at least 1.0 sacks is tied for the seventh-most among active players since 1982, when the individual sack became an official statistic.

MOST 1.0+ SACK GAMES – ACTIVE PLAYERS

RANK	PLAYER	GAMES
1.	Von Miller	96
2.	Cameron Jordan	82
3.	Calais Campbell	78
4.	Khalil Mack	75
5.	Danielle Hunter	72
6.	Cameron Heyward	69
7.	T.J. Watt	68
	Myles Garrett	68
9.	Chris Jones	57
10.	Brandon Graham	54
	Joey Bosa	54

- His 25 career games with at least 2.0 sacks is tied for the most among active players since 1982, when the individual sack became an official statistic.

MOST 2.0+ SACK GAMES – ACTIVE PLAYERS

RANK	PLAYER	GAMES
1.	T.J. Watt	25
	Cameron Jordan	25
3.	Von Miller	22
4.	Khalil Mack	21
	Myles Garrett	21

- His six career games with at least 3.0 sacks is tied for the most among active players since 1982, when the individual sack became an official statistic.

MOST 3.0+ SACK GAMES – ACTIVE PLAYERS

RANK	PLAYER	GAMES
1.	T.J. Watt	6
	Cameron Jordan	6
3.	Von Miller	5
	Myles Garrett	5
	Danielle Hunter	5

- Watt has recorded at least 1.0 sack in 68 different games since the start of the 2017 season, which is the most in the League over the span.

MOST 1.0+ SACK GAMES – SINCE 2017

RANK	PLAYER	GAMES
1.	T.J. Watt	68
	Myles Garrett	68
3.	Danielle Hunter	58
4.	Chris Jones	55
	Khalil Mack	55

- Watt has recorded at least 2.0 sacks in 25 different games since the start of the 2017 season, which is the most in the League over the span.

MOST 2.0+ SACK GAMES – SINCE 2017

RANK	PLAYER	GAMES
1.	T.J. Watt	25
2.	Myles Garrett	21
3.	Cameron Jordan	18
4.	Aaron Donald	17
5.	Chris Jones	16
	Trey Hendrickson	16

- Watt has recorded at least 3.0 sacks in six different games since the start of the 2017 season, which is the most in the League over the span.

MOST 3.0+ SACK GAMES – SINCE 2017

RANK	PLAYER	GAMES
1.	T.J. Watt	6
2.	Myles Garrett	5
	Danielle Hunter	5
	Aaron Donald	5
5.	Za'Darius Smith	4
	Cam Jordan	4
	Chandler Jones	4

(S)WATT THE QUARTERBACK

- LB T.J. Watt's 225 QB hits are tied for the second-most over a player's first eight seasons in NFL history.

MOST QB HITS IN FIRST EIGHT SEASONS – NFL HISTORY

RANK	PLAYER	QB HITS
1.	J.J. Watt	243
2.	T.J. Watt	225
	Aaron Donald	225
4.	Myles Garrett	200
5.	Von Miller	197

- His 225 QB hits lead the NFL since entering the League in 2017.

NFL QUARTERBACK HIT LEADERS – SINCE 2017

RANK	PLAYER	QB HITS
1.	T.J. Watt	225
2.	Myles Garrett	200
3.	Chris Jones	185
4.	Aaron Donald	179
5.	Nick Bosa	165

- His 225 QB hits are the fourth-most by an active NFL player.

NFL QUARTERBACK HIT LEADERS – ACTIVE PLAYERS

RANK	PLAYER	QB HITS
1.	Calais Campbell	266
2.	Von Miller	257
3.	Cameron Jordan	233
4.	T.J. Watt	225
5.	Leonard Williams	201

WATT KNOWS THE TFL

- LB T.J. Watt's 126 tackles for loss are the third-most over a player's first eight seasons in NFL history.

MOST TFL IN FIRST EIGHT SEASONS – NFL HISTORY

RANK	PLAYER	TFL
1.	J.J. Watt	154
2.	Aaron Donald	150
3.	T.J. Watt	126
4.	Von Miller	125
5.	Lavonte David	116
	Myles Garrett	116

- His 126 tackles for loss are the most in the NFL since entering the League in 2017.

NFL TFL LEADERS – SINCE 2017

RANK	PLAYER	TFL
1.	T.J. Watt	126
2.	Aaron Donald	119
3.	Myles Garrett	116
4.	Maxx Crosby	105
	Danielle Hunter	105

- His 126 tackles for loss are tied for the seventh-most by an active NFL player.

NFL TFL LEADERS – ACTIVE PLAYERS

RANK	PLAYER	TFL
1.	Calais Campbell	187
2.	Von Miller	171
3.	Lavonte David	169
4.	Cameron Jordan	160
5.	Khalil Mack	142
6.	Cameron Heyward	130
7.	T.J. Watt	126
	Brandon Graham	126
9.	Danielle Hunter	124
10.	Myles Garrett	116

WATT WRESTLES AWAY THE FOOTBALL

- LB **T.J. Watt's** 33 forced fumbles are the third-most over a player's first eight seasons in NFL history.

MOST FORCED FUMBLES IN FIRST EIGHT SEASONS – NFL HISTORY

RANK	PLAYER	FF
1.	Dwight Freeney	36
	Robert Mathis	36
3.	T.J. Watt	33
4.	DeMarcus Ware	32
5.	Julius Peppers	30

- His 33 forced fumbles are the most in the NFL since entering the League in 2017.

NFL FORCED FUMBLE LEADERS – SINCE 2017

RANK	PLAYER	FF
1.	T.J. Watt	33
2.	Khalil Mack	24
3.	Aaron Donald	20
	Chandler Jones	20
	Myles Garrett	20

- His 33 forced fumbles are the most by an active NFL player.

NFL FORCED FUMBLE LEADERS – ACTIVE PLAYERS

RANK	PLAYER	FF
1.	T.J. Watt	33
2.	Khalil Mack	32
3.	Lavonte David	31
4.	Von Miller	27
5.	Brandon Graham	23

- His 33 career forced fumbles are tied for the 12th-most in the NFL since 1994.

NFL FORCED FUMBLE LEADERS – SINCE 1994

RANK	PLAYER	GP	FF
1.	Robert Mathis	192	52
2.	Julius Peppers	266	51
3.	John Abraham	192	48
4.	Dwight Freeney	218	47
5.	Charles Tillman	168	44
6.	Jason Taylor	233	42
7.	Terrell Suggs	244	39
8.	DeMarcus Ware	178	35
	Osi Umenyiora	161	35
10.	Chandler Jones	154	34
	James Harrison	193	34
12.	T.J. Watt	121	33
	Leonard Little	147	33

- His 33 career forced fumbles are the most by a Steelers player since 1994.

STEELERS FORCED FUMBLE LEADERS – SINCE 1994

RANK	PLAYER	GP	FF
1.	T.J. Watt	121	33
2.	James Harrison	177	32
3.	Joey Porter	122	18
	Jason Gildon	158	18
5.	Levon Kirkland	144	14

- His 12 fumble recoveries are the second-most in the NFL since the start of the 2017 season.

NFL FUMBLE RECOVERIES LEADERS – SINCE 2017

RANK	PLAYER	FR
1.	Lavonte David	13
2.	T.J. Watt	12
3.	Vonn Bell	11
	Matt Milano	11
5.	Justin Houston	10
	Khalil Mack	10
	Kyle Van Noy	10

WATT STRIP DISTRICT

- LB **T.J. Watt's** 23 strip sacks are the most in the NFL since entering the League in 2017.

NFL STRIP SACK LEADERS – SINCE 2017

RANK	PLAYER	STRIP SACKS
1.	T.J. Watt	23
2.	Myles Garrett	19
3.	Khalil Mack	18
4.	Shaquille Barrett	17
	Chandler Jones	17

- His 23 strip sacks are the second-most by an active NFL player.

NFL STRIP SACK LEADERS – ACTIVE PLAYERS

RANK	PLAYER	STRIP SACKS
1.	Khalil Mack	24
2.	T.J. Watt	23
3.	Myles Garrett	19
	Shaquille Barrett	19
5.	Von Miller	18

- His 23 strip sacks are the most by a Steelers player since 2000.

STEELERS STRIP SACK LEADERS – SINCE 2000

RANK	PLAYER	STRIP SACKS
1.	T.J. Watt	23
2.	James Harrison	20
3.	Joey Porter	11
4.	LaMarr Woodley	9
	Jason Gildon	9

- His 44 combined interceptions (six), forced fumbles (26) and fumble recoveries (12) are the most in the NFL since 2019.

NFL COMBINED (INT, FF, FR) LEADERS – SINCE 2019

RANK	PLAYER	INT.	FF	FR	TOT.
1.	T.J. Watt	6	26	12	44
2.	Jessie Bates	21	10	3	34
	Marlon Humphrey	15	14	5	34
4.	Justin Simmons	25	5	3	33
5.	Tyrann Mathieu	23	3	6	32
6.	Fred Warner	10	14	5	29
	Vonn Bell	8	11	10	29
8.	Minkah Fitzpatrick	18	5	5	28
	Shaquille Leonard	10	13	5	28
	Harrison Smith	17	8	3	28

LET MY CAMERON GO

- DT **Cameron Heyward** finished with five tackles (three solo), two QB hits, two tackles for loss and 2.0 sacks in Week 14 vs. Cleveland, bringing his sack total to 8.0 on the season and 88.5 in his career (2011-24).
- He finished with one tackle and three passes defended in Week 18 vs. Cincinnati. His three passes defended are a career-high and the most by a defensive lineman in a game this season.
- Heyward is the first defensive lineman with 10+ tackles for loss and 10+ passes defended in a season since Cameron Jordan (New Orleans) in 2017.

NFL DL WITH 10+ TFL, 10+ PD – SEASON – SINCE 2000

PLAYER, YEAR	PD	TFL
Cameron Heyward, 2024	11	12
Cameron Jordan, 2017	11	17
J.J. Watt, 2014	10	29
J.J. Watt, 2012	16	39
Calais Campbell, 2011	10	13

- He registered five tackles (three solo), two QB hits, two tackles for loss, one pass defended and 1.0 sack in Week 13 at Cincinnati.
- Heyward, a nine-time team captain, seven-time Pro Bowler and three-time Associated Press First Team All-Pro, is having another All-Pro caliber season in 2024.
- A 2023 Walter Payton Man of the Year, an award that recognizes a player's off-the-field community service as well as his playing excellence, Heyward and Joe Greene (four times) are the only interior defensive linemen in franchise history to be voted AP First Team All-Pro more than once.
- Heyward registered 71 tackles (35 solo), 8.0 sacks, 11 passes defended, 12 tackles for loss and 19 QB hits in 2024.
- He ranked in the top three among defensive tackles in tackles (3rd), sacks (3rd), passes defended (1st), tackles for loss (t-2nd) and QB hits (t-2nd) in 2024.
- Watt is the only defensive tackle in the NFL that ranks among the top three in the League in the categories below:

2024 NFL DT LEADERS

CATEGORY	HEYWARD (RANK)	LEADER
Tackles	71 (3rd)	76 (Jeffrey Simmons)
Sacks	8.0 (3rd)	10.0 (Zach Sieler)
Passes Defended	11 (1st)	--
Tackles for Loss	12 (t-2nd)	13 (Zach Sieler)
QB Hits	20 (t-2nd)	23 (Osa Odighizuwa)

- His 71 tackles were the third-most by a defensive tackle in 2024.

MOST TACKLES BY DT – 2024

RANK	PLAYER	TACKLES
1.	Jeffrey Simmons	76
2.	Grover Stewart	74
3.	Cameron Heyward	71
4.	Davon Godchaux	67
5.	Adam Butler	65

- His 8.0 sacks were the third-most a defensive tackle in 2024.

MOST SACKS BY DT – 2024

RANK	PLAYER	SACKS
1.	Zach Sieler	10.0
2.	Dexter Lawrence	9.0
3.	Cameron Heyward	8.0
4.	Bryan Bresee	7.5
	Calijah Kancey	7.5

- His 11 passes defended were the most by a defensive tackle in 2024.

MOST PASSES DEFENSED BY DT – 2024

RANK	PLAYER	PD
1.	Cameron Heyward	11
2.	Keanu Benton	6
	Jalen Carter	6
4.	Calais Campbell	5
	Poona Ford	5

- His 11 passes defended in 2024 were the most by a Pittsburgh defensive tackle since 1994.

MOST PASSES DEFENSED BY DT – SEASON – SINCE 1994

RANK	PLAYER, YEAR	PD
1.	Cameron Heyward, 2024	11
2.	Cameron Heyward, 2021	9
3.	Cameron Heyward, 2013	7
4.	Cameron Heyward, 2019	6
	Keanu Benton, 2024	6

- His 11 passes defended in 2024 were the most by a defensive tackle since 1994.

MOST PASSES DEFENSED BY DT – SEASON – SINCE 1994

RANK	PLAYER, YEAR	PD
1.	Cameron Heyward, 2024	11
2.	Calais Campbell, 2011	10
	Johnny Jolly, 2009	10
	Kevin Williams, 2010	10
5.	Cameron Heyward, 2021	9
	Shelby Harris, 2019	9
	Cortez Kennedy, 2000	9
	Corey Liuget, 2012	9

- His 12 tackles for loss were tied for the second-most a defensive tackle in 2024.

MOST TACKLES FOR LOSS BY DT – 2024

RANK	PLAYER	TFL
1.	Zach Sieler	13
2.	Cameron Heyward	12
	Jalen Carter	12
	Calais Campbell	12
5.	Nnamdi Madubike	11
	Jeffrey Simmons	11
	Calijah Kancey	11

- His 20 QB hits were tied for the second-most by a defensive tackle in 2024.

MOST QB HITS BY DT – 2024

RANK	PLAYER	QBH
1.	Osa Odighizuwa	23
2.	Cameron Heyward	20
	Chris Jones	20
4.	Gervon Dexter	19
5.	Dalvin Tomlinson	18

- Heyward has played in 211 regular-season games for the Steelers, which is the fourth-most in franchise history and most among defensive players.

MOST GAMES PLAYED – FRANCHISE HISTORY

RANK	PLAYER	GAMES
1.	Ben Roethlisberger (2004-21)	249
2.	Mike Webster (1974-88)	220
3.	Hines Ward (1998-2011)	217
4.	Cameron Heyward (2011-24)	211
5.	Donnie Shell (1974-87)	201

- Heyward is the 271st non-specialist in NFL history to play in at least 200 career NFL regular-season games.
- He is the 65th player in NFL history to play in at least 200 career NFL regular-season games with one franchise.
- Heyward is the third player from the 2011 NFL Draft class to play in at least 200 career NFL regular-season games (DL Cam Jordan and CB Patrick Peterson).
- Heyward has started 176 regular-season games for the Steelers, which is the sixth-most in franchise history and second-most among defensive players (Mel Blount, 189).

MOST GAMES PLAYED – FRANCHISE HISTORY

RANK	PLAYER	STARTS
1.	Ben Roethlisberger (2004-21)	247
2.	Mike Webster (1974-88)	194
3.	Hines Ward (1998-2011)	190
4.	Mel Blount (1970-83)	189
5.	Dermontti Dawson (1988-2000)	181
6.	Cameron Heyward (2011-24)	176
7.	Joe Greene (1969-81)	172
8.	Heath Miller (2005-15)	167
9.	Casey Hampton (2001-12)	164
10.	Donnie Shell (1974-87)	162

- Heyward has played in 211 regular-season games, which ranks 12th in NFL history among defensive tackles.

MOST GAMES PLAYED BY DT – NFL HISTORY

RANK	PLAYER	GAMES
1.	Calais Campbell (2008-24)	260
2.	Ted Washington (1991-2007)	236
3.	Keith Traylor (1991-2007)	229
4.	Justin Smith (2001-14)	221
5.	John Randle (1990-2003)	219
	Jeff Zgonina (1993-2009)	219
7.	Alan Page (1967-81)	218
8.	Dave Butz (1973-88)	216
9.	Domata Peko Sr. (2006-20)	214
10.	Steve McMichael (1980-94)	213
	Henry Thomas (1987-2000)	213
12.	Cameron Heyward (2011-24)	211

- Heyward is the only defensive lineman in franchise history with 9.0 or more sacks in at least five seasons.
- Heyward is the only defensive lineman in franchise history with 10.0 or more sacks in at least three seasons.

MOST SINGLE-SEASON SACKS BY DL – FRANCHISE – SINCE 1982

RANK	PLAYER, YEAR	SACKS
1.	Keith Willis, 1983	14.0
2.	Cameron Heyward, 2017	12.0
	Keith Willis, 1986	12.0
4.	Stephon Tuitt, 2020	11.0
5.	Cameron Heyward, 2022	10.5
6.	Cameron Heyward, 2021	10.0
7.	Cameron Heyward, 2019	9.0
8.	Ray Seals, 1995	8.5
9.	Cameron Heyward, 2024	8.0
	Cameron Heyward, 2018	8.0
	Aaron Smith, 2004	8.0
	Kimo von Oelhoffen, 2003	8.0
	Aaron Smith, 2001	8.0

- Heyward was the lone defensive tackle in the NFL with 10.0 or more sacks in both 2021 and 2022.
- His three seasons of 10.0 or more sacks are tied for the fourth-most by a defensive tackle since 1982.

MOST 10.0+ SACK SEASONS BY DT – NFL – SINCE 1982

RANK	PLAYER	SEASONS
1.	John Randle	9
2.	Aaron Donald	6
3.	Warren Sapp	4
4.	Cameron Heyward	3
	Eight other players tied with	3

- His four seasons of 9.0 or more sacks are tied for the sixth-most by a defensive tackle since 1982.

MOST 9.0+ SACK SEASONS BY DT – NFL – SINCE 1982

RANK	PLAYER	SEASONS
1.	John Randle	10
2.	Aaron Donald	7
3.	Geno Atkins	5
	Chris Jones	5
	Warren Sapp	5
6.	Cameron Heyward	4
	Three other players tied with	4

- His six seasons of 8.0 or more sacks are tied for the fourth-most by a defensive tackle since 1982.

MOST 8.0+ SACK SEASONS BY DT – NFL – SINCE 1982

RANK	PLAYER	SEASONS
1.	John Randle	11
2.	Aaron Donald	9
3.	Steve McMichael	7
4.	Cameron Heyward	6
	Trevor Pryce	6

- His eight seasons of 7.0 or more sacks are the fourth-most by a defensive tackle since 1982.

MOST 7.0+ SACK SEASONS BY DT – NFL – SINCE 1982

RANK	PLAYER	SEASONS
1.	John Randle	12
2.	Steve McMichael	9
	Aaron Donald	9
4.	Cameron Heyward	8
5.	Calais Campbell	7
	Warren Sapp	7
	Henry Thomas	7
	Trevor Pryce	7

- His 88.5 career sacks are the eighth-most by a defensive tackle in NFL history.

MOST CAREER SACKS BY DT – NFL – SINCE 1982

RANK	PLAYER, YEARS	SACKS
1.	John Randle, 1990-2003	137.5
2.	Aaron Donald, 2014-23	111.0
3.	Calais Campbell, 2008-24	109.5
4.	Warren Sapp, 1995-2007	96.5
5.	Steve McMichael, 1980-94	95.0*
6.	Henry Thomas, 1987-2000	93.5
7.	Trevor Pryce, 1997-2010	92.0
8.	Cameron Heyward, 2011-24	88.5
9.	Justin Smith, 2001-14	87.0
10.	La'Roi Glover, 1996-2008	83.5

*indicates stat was not tracked during some included years

- His 88.5 career sacks are the most by a Steelers' defensive lineman in franchise history, second-most by an active NFL defensive tackle and second-most in franchise history.

MOST SACKS BY DL – FRANCHISE – SINCE 1982

RANK	PLAYER, YEARS	SACKS
1.	Cameron Heyward, 2011-24	88.5
2.	Keith Willis, 1982-91	59.0
3.	Aaron Smith, 1999-2011	44.0
4.	Stephon Tuitt, 2014-20	34.5
5.	Brett Keisel, 2002-14	30.0

MOST SACKS – FRANCHISE – SINCE 1982

RANK	PLAYER, YEARS	SACKS
1.	T.J. Watt, 2017-24	108.0
2.	Cameron Heyward, 2011-24	88.5
3.	James Harrison, 2002, 2004-12, 2014-17	80.5
4.	Jason Gildon, 1994-2003	77.0
5.	L.C. Greenwood, 1969-81	73.5
6.	Joe Greene, 1969-81	66.0
7.	Joey Porter, 1999-2006	60.0
8.	Keith Willis, 1982-91	59.0
9.	LaMarr Woodley, 2007-13	57.0
10.	Greg Lloyd, 1998-97	53.5

MOST SACKS BY DT – ACTIVE

RANK	PLAYER	SACKS
1.	Calais Campbell	110.5
2.	Cameron Heyward	88.5
3.	Chris Jones	80.5
4.	DeForest Buckner	67.5
5.	Javon Hargrave	45.5

- His 130 tackles for loss are the second-most by an active NFL defensive tackle.

MOST TFL BY DT – ACTIVE

RANK	PLAYER	TFL
1.	Calais Campbell	187
2.	Cameron Heyward	130
3.	DeForest Buckner	88
4.	Chris Jones	87
5.	Grady Jarrett	77

- His 130 tackles for loss are the sixth-most by an active NFL player.

NFL TFL LEADERS – ACTIVE PLAYERS

RANK	PLAYER	TFL
1.	Calais Campbell	187
2.	Von Miller	171
3.	Lavonte David	169
4.	Cameron Jordan	159
5.	Khalil Mack	142
6.	Cameron Heyward	130
7.	T.J. Watt	126
	Brandon Graham	126
9.	Danielle Hunter	125
10.	Myles Garrett	116

- His 718 tackles are the second-most by an active NFL defensive tackle.

MOST TACKLES BY DT – ACTIVE

RANK	PLAYER	TACKLES
1.	Calais Campbell	908
2.	Cameron Heyward	718
3.	Linval Joseph	695
4.	DeForest Buckner	604
5.	Grady Jarrett	496

- His 58 passes defended are the second-most among active NFL defensive tackles.

MOST PASSES DEFENDED BY DT – ACTIVE

RANK	PLAYER	PD
1.	Calais Campbell	63
2.	Cameron Heyward	58
3.	Chris Jones	37
4.	Shelby Harris	36
5.	DeForest Buckner	28

- His 130 tackles for loss are tied for the third-most by a NFL defensive tackle since 1994.

MOST TFL BY DT – SINCE 1994

RANK	PLAYER	TFL
1.	Calais Campbell	187
2.	Aaron Donald	176
3.	Cameron Heyward	130
	Ndamukong Suh	130
5.	Geno Atkins	99

- His 718 tackles are the fourth-most by a NFL defensive tackle since 1994.

MOST TACKLES BY DT – SINCE 1994

RANK	PLAYER	TACKLES
1.	Calais Campbell	908
2.	Justin Smith	884
3.	Ted Washington	757
4.	Cameron Heyward	718
5.	Linval Joseph	695

- His 58 passes defended are the third-most by a NFL defensive tackle since 1994.

MOST PASSES DEFENDED BY DT – SINCE 1994

RANK	PLAYER	PD
1.	Kevin Williams	71
2.	Calais Campbell	63
3.	Cameron Heyward	58
4.	John Henderson	45
5.	Chester McGlockton	43

- The Steelers are 15-0-1 when he has a multi-sack game and 12-0-1 when he has at least 2.0 sacks.
- Heyward has recorded at least 1.0 sack in 69 career games, which is the most by a Steeler since 1982, when the individual sack became an official statistic.

MOST 1.0+ SACK GAMES – FRANCHISE HISTORY

RANK	PLAYER	GAMES
1.	Cameron Heyward	69
2.	T.J. Watt	68
3.	Jason Gildon	58
4.	James Harrison	54
5.	Greg Lloyd	43
	Keith Willis	43

- His 69 career games with at least 1.0 sacks is the sixth-most among active players since 1982, when the individual sack became an official statistic.

MOST 1.0+ SACK GAMES – ACTIVE PLAYERS

RANK	PLAYER	GAMES
1.	Von Miller	96
2.	Cameron Jordan	82
3.	Calais Campbell	78
4.	Khalil Mack	75
5.	Danielle Hunter	72
6.	Cameron Heyward	69
7.	T.J. Watt	68
	Myles Garrett	68
9.	Chris Jones	57
10.	Brandon Graham	54
	Joey Bosa	54

- Heyward has recorded at least 2.0 sacks in 13 career games, which is tied for the fourth-most by a Steeler since 1982, when the individual sack became an official statistic.

MOST 2.0+ SACK GAMES – FRANCHISE HISTORY

RANK	PLAYER	GAMES
1.	T.J. Watt	25
2.	James Harrison	17
3.	Jason Gildon	15
4.	Cameron Heyward	13
	LaMarr Woodley	13
	Joey Porter	13

FITZPATRICK DOES IT AGAIN

- 5 Minkah Fitzpatrick, three-time Associated Press First Team All-Pro (2019, 2020, 2022), has registered 23 total takeaways (18 interceptions and five fumble recoveries), which is the fifth-most in the NFL since the start of the 2019 season.

MOST TAKEAWAYS (INT AND FR) – NFL – SINCE 2019

RANK	PLAYER	INT.	FR	TOT.
1.	Tyrann Mathieu	23	6	29
2.	Justin Simmons	25	3	28
3.	J.C. Jackson	23	2	25
4.	Jessie Bates	21	3	24
5.	Minkah Fitzpatrick	18	5	23

- His 18 interceptions are tied for the sixth-most in the NFL since the start of the 2019 season.

MOST INTERCEPTIONS – NFL – SINCE 2019

RANK	PLAYER	INT
1.	Justin Simmons	25
2.	J.C. Jackson	23
	Tyrann Mathieu	23
4.	Jessie Bates	21
5.	Trevon Diggs	20
6.	Minkah Fitzpatrick	18
	Xavien Howard	18
	Quandre Diggs	18
	C.J. Gardner-Johnson	18
10.	Kevin Byard	17
	Kerby Joseph	17
	Harrison Smith	17
	Xavier McKinney	17

- His 28 combined interceptions (18), forced fumbles (five) and fumble recoveries (five) are tied for the eighth-most in the NFL since the start of the 2019 season.

NFL COMBINED (INT, FF, FR) LEADERS – SINCE 2019

RANK	PLAYER	INT.	FF	FR	TOT.
1.	T.J. Watt	6	26	12	44
2.	Jessie Bates	21	10	3	34
	Marlon Humphrey	15	14	5	34
4.	Justin Simmons	25	5	3	33
5.	Tyrann Mathieu	23	3	6	32
6.	Fred Warner	10	14	5	29
	Vonn Bell	8	11	10	29
8.	Minkah Fitzpatrick	18	5	5	28
	Shaquille Leonard	10	13	5	28
	Harrison Smith	17	8	3	28

- His five defensive TDs are tied for the second-most in the NFL among active players.

MOST DEFENSIVE TDS – NFL – ACTIVE

RANK	PLAYER	TDS
1.	Eddie Jackson	6
2.	Minkah Fitzpatrick	5
	Darius Slay	5
	DaRon Bland	5
	Deion Jones	5

- His five defensive TDs are tied for most in the NFL since he entered the League in 2018.

MOST DEFENSIVE TDS – NFL – SINCE 2018

RANK	PLAYER	TDS
1.	Minkah Fitzpatrick	5
	Darius Slay	5
	Marcus Peters	5
	Daron Bland	5
5.	Seven players tied with	4

- Fitzpatrick became the fourth player in NFL history with an interception return for TD in four of his first five seasons, joining Nate Clements, Pro Football Hall of Famer Ken Houston and Deion Jones.
- Fitzpatrick has two career multi-interception games (2018-24).
- Fitzpatrick, who holds the single-season franchise record for tackles by a defensive back (124 in 2021), recorded 96 tackles in 2024, which is tied for the 10th-most by a Steelers defensive back since the 1970 AFL-NFL merger.
- His 96 tackles in 2022 is tied for the 10th-most by a Steelers defensive back since the 1970 AFL-NFL merger

MOST TACKLES BY A STEELERS DEFENSIVE BACK – SINCE 1994

RANK	PLAYER, YEAR	TACKLES
1.	Minkah Fitzpatrick, 2021	124
2.	DeShon Elliott, 2024	108
3.	Terrell Edmunds, 2019	105
4.	Ryan Clark, 2013	104
5.	Ryan Clark, 2012	102
6.	Lee Flowers, 1998	101
7.	Ryan Clark, 2011	100
	Rod Woodson, 1992	100
9.	Chris Hope, 2005	97
10.	Minkah Fitzpatrick, 2022	96
	Minkah Fitzpatrick, 2024	96

FITZPATRICK BLOCK PARTY

- S **Minkah Fitzpatrick** returned an interception for a TD and blocked an extra-point at Cincinnati in Week 1 of 2022 at Cincinnati. He is one of five players to have a pick-6 and a blocked kick in the same game since 2000 and the only to have a blocked extra-point and a pick-6 in the same game over the span.

PLAYERS WITH INT TD AND BLOCKED KICK IN SAME GAME SINCE 2000

PLAYER	OPPONENT
Minkah Fitzpatrick	at Cincinnati (09/11/2022) – PAT
Jonathan Jones	vs. Indianapolis (11/06/2022) – Punt
Patrick Chung	at Miami (10/04/2010) – Punt & FG
Julius Peppers	at Tampa Bay (11/28/2004) – FG
Chad Williams	at Cincinnati (12/01/2002) – Punt

QUEEN REIGNS SUPREME

- LB **Patrick Queen** registered a team-high 129 tackles (65 solo), seven passes defended, six tackles for loss, five QB hits, two forced fumbles and one fumble recovery in 2024.
- Queen is the only NFL defender to record 125 or more tackles, six or more tackles for loss and seven or more passes defended in 2024.

PLAYERS WITH 125+ TACKLES, 7+ PD, 6+ TFL – 2024

PLAYER	TACKLES	PD	TFL
Patrick Queen	129	7	6

- He finished with five tackles (three solo), two QB hits, one TFL, one pass defended, one forced fumble and 1.0 sack in Week 18 vs. Cincinnati.
- Queen’s 129 tackles are the fifth-most in a season by a Steeler since 1994.

MOST SINGLE-SEASON TACKLES – FRANCHISE – SINCE 1994

RANK	PLAYER, YEAR	TACKLES
1.	James Farrior, 2003	137
2.	James Farrior, 2008	133
3.	Lawrence Timmons, 2010	132
	Lawrence Timmons, 2014	132
5.	Patrick Queen, 2024	129
6.	Earl Holmes, 2000	128
7.	James Farrior, 2006	126
	Levon Kirkland, 1997	126
	Lawrence Timmons, 2013	126
10.	Minkah Fitzpatrick, 2021	124

- He has recorded seven forced fumbles, seven fumble recoveries and 11 takeaways in his career (2020-24).
- Queen recorded eight tackles (four solo) and one pass defended in Week 16 at Baltimore.
- He finished with a team-high 11 tackles (six solo) and one quarterback hit in Week 15 at Philadelphia.
- Queen registered his fourth double-digit tackle game of the season and 12th of his career (2020-24).
- He finished with 10 tackles (five solo) and one pass defended in the Week 14 victory vs. Cleveland.
- Queen finished with a season-high, and career-high tying, 13 tackles (six solo) and one tackle for loss in the Week 6 victory at Las Vegas.
- He led the Steelers with 10 tackles (three solo) while adding one forced fumble, one fumble recovery and one tackle for loss in the Week 11 victory vs. Baltimore.
- Queen both forced and recovered Isaiah Likely’s fumble on Baltimore’s second-to-last drive of the first half, which gave the Steelers the ball at the Ravens’ 19-yard line (Steelers would add a field goal on the ensuing drive).
- In 2023, Queen earned Pro Bowl and Associated Press second-team All-Pro honors for the first time in his career.
- Queen was also named Associated Press Defensive Rookie of the Year in 2020.
- He became the third defender in Baltimore franchise history (Ray Lewis, eight; C.J. Mosley, three) to record three seasons with at least 100 tackles, one forced fumble and one fumble recovery.
- He is one of just three NFL defenders to post at least four interceptions, seven forced fumbles and seven fumble recoveries since 2020 when he entered the league.

PLAYERS WITH 4+ INT, 6+ FF, 7+ FR – SINCE 2020

PLAYER	INT.	FF	FR
Patrick Queen	4	7	7
T.J. Watt	4	18	8
Antoine Winfield Jr.	7	11	9

DONTE JACK(SON) OF ALL TRADES

- CB **Donte Jackson** – who missed Week 16 at Baltimore and Week 18 vs. Cincinnati with an injury – registered 38 tackles (28 solo), eight passes defended, five interceptions, two tackles for loss, one fumble recovery and six takeaways in 2024.
- His team-high five interceptions were tied for the sixth-most in the NFL in 2024.

MOST INTERCEPTIONS – 2024

RANK	PLAYER	INT
1.	Kerby Joseph	9
2.	Xavier McKinney	8
3.	Byron Murphy	6
	Marlon Humphrey	6
	C.J. Gardner-Johnson	6
6.	Donte Jackson	5
	Derek Stingley	5
	Calen Bullock	5
	Amani Hooker	5

- Jackson’s team-high six takeaways were tied for the third-most in the NFL in 2024.

MOST TAKEAWAYS – 2024

RANK	PLAYER	TAKEAWAYS
1.	Kerby Joseph	9
	Xavier McKinney	9
3.	Done Jackson	6
	Byron Murphy	6
	Caleb Bullock	6
	C.J. Gardner-Johnson	6
	Marlon Humphrey	6

ELLIOTT ALWAYS AROUND THE FOOTBALL

- S **DeShon Elliott** – who missed Week 15 at Philadelphia and Week 16 at Baltimore – registered 108 tackles (73 solo), six passes defended, one interception, five tackles for loss, three fumble recoveries, two forced fumbles and two QB hits in 2024.
- Elliott finished with a career-high-tying 13 tackles (nine solo) and one pass defended in the Week 14 victory vs. Cleveland.
- He also registered 13 tackles for Miami in Week 1 of 2023 (at L.A. Chargers).
- Elliott was the only NFL defender to post at least three fumble recoveries, two forced fumbles and one interception in 2024, and the second defensive back to do so in a season since the start of the 2021 season.

PLAYERS WITH 1+ INT, 2+ FF, 3+ FR IN A SEASON – SINCE 2021

PLAYER (YEAR)	INT.	FF	FR
DeShon Elliott (2024)	1	2	3
Antoine Winfield Jr. (2023)	3	8	3
Antoine Winfield Jr. (2021)	2	2	3

- Elliott’s three fumble recoveries were tied for the most in the NFL in 2024.

MOST FUMBLE RECOVERIES – 2024

RANK	PLAYER	FR
1.	DeShon Elliott	3
	Dorian Williams	3
	Kyler Gordon	3
	Cooper DeJean	3
	Karl Brooks	3
	Quincy Williams	3

- His 108 tackles were tied for the eighth-most by a defensive back in 2024.

MOST TACKLES BY A DEFENSIVE BACK – 2024

RANK	PLAYER	TACKLES
1.	Budda Baker	164
2.	Nick Cross	145
3.	Kevin Byard	130
4.	Xavier Woods	114
5.	Brandon Jones	115
6.	Quentin Lake	111
7.	Brian Branch	109
8.	DeShon Elliott	108
	Grant Delpit	108
10.	Kyle Hamilton	107
	Jeremy Chin	107

- His 108 tackles were the second-most by a Steelers defensive back since 1994.

MOST TACKLES BY A STEELERS DEFENSIVE BACK – SINCE 1994

RANK	PLAYER, YEAR	TACKLES
1.	Minkah Fitzpatrick, 2021	124
2.	DeShon Elliott, 2024	108
3.	Terrell Edmunds, 2019	105
4.	Ryan Clark, 2013	104
5.	Ryan Clark, 2012	102
6.	Lee Flowers, 1998	101
7.	Ryan Clark, 2011	100
	Rod Woodson, 1992	100
9.	Chris Hope, 2005	97
10.	Minkah Fitzpatrick, 2022	96
	Minkah Fitzpatrick, 2024	96

BAD BISHOP

- CB **Beanie Bishop Jr.** registered 39 tackles (25 solo), four interceptions, seven passes defended, two tackles for loss, one QB hit and one fumble recovery.
- His four interceptions are tied for the most by an undrafted rookie in 2024. He has four of the 11 interceptions by undrafted rookies across the NFL.

MOST INTERCEPTIONS BY UNDRAFTED ROOKIE – 2024

RANK	PLAYER	INT
1.	Beanie Bishop Jr.	4
	Jaylen McCollough	4
3.	Christian Roland-Wallace	1
	Demani Richardson	1
	Thomas Harper	1

- His four interceptions are the most by a Steelers undrafted rookie and tied for the ninth-most by an undrafted rookie since the 1970 AFL-NFL merger.

MOST SINGLE-SEASON INTERCEPTIONS BY UNDRAFTED ROOKIE – SINCE 1970

RANK	PLAYER, YEAR	INT
1.	Everson Walls, 1981	11
2.	Michael Downs, 1981	7
3.	Herman Edwards, 1977	6
4.	Sammy Knight, 1997	5
	Travis Curtis, 1987	5
	Mike Dennis, 1980	5
	Deac Sanders, 1974	5
	Hugo Hollas, 1970	5
9.	Beanie Bishop Jr.	4
	Jaylen McCollough	4

- Bishop Jr. was named NFL Defensive Rookie of the Month for his performance in the month of October.
- Bishop Jr. registered 16 tackles (13 solo), two tackles for loss and an NFL-tying best three interceptions in October.
- Bishop registered six tackles (five solo), one tackle for loss, two passes defended and two interceptions vs. N.Y. Jets in Week 7. He was the first player in the NFL with at least six tackles, two interceptions and one tackle for loss in the same game since Cleveland's Grant Delapit at Washington in Week 17 of 2022.
- Bishop was the only player in October with at least three interceptions and two tackles for loss.
- He is the first Steelers rookie to record three interceptions in a single season since Artie Burns in 2016.
- Bishop's just the fourth rookie to pick off that many passes in a season since 1992 (Scott Shields, 1999; Darren Perry, 1992).
- He is one of two rookie undrafted free agents to intercept three passes in a season for the Steelers, joining Tony Dungy (1977), since the 1970 AFL-NFL merger.
- Bishop becomes the fifth Steeler to win Rookie of the Month and second defensive player to earn the honor, joining Kendrell Bell (October & November, 2001).

RUSS PLAYOFF NUMBERS

- QB **Russell Wilson** has registered a 9-7 (.562) postseason record as a starting quarterback.
- His nine postseason victories as a starting quarterback are tied for the ninth-most in NFL history.
- His .562 postseason winning percentage as a starting quarterback is tied for the 10th-highest in NFL history (min. 15 games started).

BEST STARTING QB POSTSEASON RECORD – NFL HISTORY (MIN. 15)

RANK	PLAYER	W	L	T	PCT.
1.	Patrick Mahomes	15	3	0	.833
2.	Terry Bradshaw	14	5	0	.737
3.	Troy Aikman	11	4	0	.733
4.	Tom Brady	35	13	0	.729
5.	Joe Montana	16	7	0	.696
6.	John Elway	14	7	0	.667
7.	Roger Staubach	11	6	0	.647
8.	Joe Flacco	10	6	0	.625
9.	Ben Roethlisberger	13	10	0	.565
10.	Russell Wilson	9	7	0	.562
	Donovan McNabb	9	7	0	.562

- He ranks tied for 14th in NFL postseason history in starts with 16.

MOST QB GAMES STARTED – NFL POSTSEASON HISTORY

RANK	PLAYER	STARTS
1.	Tom Brady	48
2.	Peyton Manning	27
3.	Brett Favre	24
4.	Ben Roethlisberger	23
	Joe Montana	23
6.	Aaron Rodgers	21
	John Elway	21
8.	Terry Bradshaw	19
9.	Patrick Mahomes	18
	Dan Marino	18
	Drew Brees	18
12.	Roger Staubach	17
	Jim Kelly	17
14.	Russell Wilson	16
	Joe Flacco	16
	Donovan McNabb	16

- Wilson ranks fifth in pass yards/attempt and 10th in passer rating (min. 250 pass attempts).

HIGHEST PASS YARDS/ATT. – POSTSEASON HISTORY (MIN. 250 ATT.)

RANK	PLAYER	YDS/ATT.
1.	Kurt Warner	8.55
2.	Jim Plunkett	8.43
3.	Terry Bradshaw	8.41
	Matthew Stafford	8.41
5.	Russell Wilson	8.39

HIGHEST PASSER RTG. – POSTSEASON HISTORY (MIN. 500 ATT.)

RANK	PLAYER	RTG.
1.	Patrick Mahomes	105.8
2.	Kurt Warner	102.8
3.	Matthew Stafford	101.7
4.	Matt Ryan	100.8
5.	Aaron Rodgers	100.1
6.	Josh Allen	100.0
7.	Alex Smith	97.4
8.	Drew Brees	97.1
9.	Joe Montana	95.6
10.	Russell Wilson	95.3

WILSON JOINS PITTSBURGH

- Nine-time Pro Bowl and Super Bowl XLVIII winning QB **Russell Wilson** signed a one-year contract with Pittsburgh this offseason.
- In 2024, Wilson completed 214-of-336 passes (63.7%) for 2,482 yards with 16 TDs and five interceptions (95.6 rtg.).
- Wilson recorded more wins (124) in his first 12 NFL seasons, including the postseason, than every quarterback in League history apart from Peyton Manning (140), Tom Brady (140) and Brett Favre (125).
- Wilson has thrown for at least 3,000 yards in 12 of his 13 seasons in the NFL. He has eclipsed 4,000 passing yards in four seasons and registered at least 30 passing TDs on five occasions.
- Wilson ranks 11th in NFL regular-season history in victories (121), 12th in passing TDs (350) and 16th in passing yards (46,135).
- Among quarterbacks with 150+ career starts in the NFL, Wilson ranks second in League regular-season history in passer rating (99.8), second in passing yards/attempt (7.69), second in TD/INT ratio (3.2) and 10th in win percentage (.611).
- Wilson has also rushed for 5,462 yards and 31 TDs on 1,024 carries (5.3 avg.). He is the only quarterback in NFL history to throw for more than 45,000 yards while rushing for at least 5,000 yards.
- Wilson ranks second in TD passes, second in passing yards and third in completions among active quarterbacks since entering the League in 2012.
- Wilson has led his teams to double-digit wins in eight different seasons, nine playoff appearances, two Super Bowl berths and a Super Bowl XLVIII win.
- Wilson completed 29-of-38 passes (76.3 percent) for 414 yards, three TDs, one interception and a 126.4 rating in Week 13 at Cincinnati.
- His 414 yards passing against the Bengals are the fifth-most in a game this season.

MOST PASSING YARDS – GAME – 2024

RANK	PLAYER, OPP.	YDS
1.	Kirk Cousins, vs. Tampa Bay, Week 5	509
2.	Jameis Winston, at Denver, Week 13	497
3.	Jared Goff, vs. Buffalo, Week 15	494
4.	Joe Burrow, at Baltimore, Week 10	428
5.	Russell Wilson, at Cincinnati, Week 13	414
6.	Jared Goff, vs. Jacksonville, Week 11	412
	Joe Burrow, vs. Denver, Week 17	412
8.	Jameis Winston, at New Orleans, Week 11	395
	Geno Smith, at Detroit, Week 4	395
10.	Joe Burrow, vs. Baltimore, Week 5	392

- His 414 yards passing against the Bengals are the second-most in a game since he entered the NFL in 2012.
- Wilson threw two TD passes at Baltimore in Week 16, marking the 108th time in his career that he's thrown at least two TDs in a single game. His 108 such games ranks tied for second since 2012, trailing only Aaron Rodgers (117).

MOST PASSING YARDS BY RUSSELL WILSON – GAME – CAREER

RANK	TEAM VS. OPP.	WEEK	YEAR	YDS
1.	Seattle vs. Houston	8	2017	452
2.	Pittsburgh at Cincinnati	13	2024	414
3.	Seattle vs. New Orleans	3	2019	406
4.	Seattle at Buffalo	9	2020	390
	Seattle at Arizona	7	2020	388
6.	Seattle vs. Tampa Bay	9	2019	378
7.	Seattle at Tennessee	3	2017	373
8.	Seattle at Miami	4	2020	360
9.	Seattle vs. Arizona	16	2016	350
10.	Seattle at New England	10	2016	348

- His eight seasons with at least 10 victories as a starting QB is tied for the fifth-most in NFL history.

NFL MOST SEASONS WITH 10+ QB WINS – NFL HISTORY

RANK	PLAYER	10+ WIN SEASONS
1.	Tom Brady	19
2.	Peyton Manning	14
3.	Aaron Rodgers	10
	Brett Favre	10
5.	Russell Wilson	8
	Ben Roethlisberger	8
	Drew Brees	8
	John Elway	8

WILSON HOLDS SECOND-MOST QB WINS SINCE 2012

- Since entering the NFL in 2012, QB **Russell Wilson** has recorded 130 regular-season/postseason victories and registered a .607 winning percentage. His 130 victories ranks second, trailing only Tom Brady (146), among signal callers in that span.

MOST REGULAR-SEASON/PLAYOFF WINS – SINCE 2012

RANK	PLAYER	GP	W	L	T	PCT.
1.	Tom Brady	200	146	54	0	.730
2.	Russell Wilson	215	130	84	1	.607
3.	Aaron Rodgers	194	119	74	1	.616
4.	Patrick Mahomes	130	104	26	0	.800
5.	Matthew Stafford	200	99	100	1	.497

WILSON 13TH ON NFL'S ALL-TIME TOUCHDOWN LIST

- Wilson is one of 14 signal callers in NFL history to register 300 or more passing TDs, and currently ranks 12th on the all-time passing TD list.

MOST REGULAR-SEASON PASSING TDS – NFL HISTORY

RANK	PLAYER	PASS TDS
1.	Tom Brady	649
2.	Drew Brees	571
3.	Peyton Manning	539
4.	Brett Favre	508
5.	Aaron Rodgers	503
6.	Philip Rivers	421
7.	Dan Marino	420
8.	Ben Roethlisberger	418
9.	Matt Ryan	381
10.	Matthew Stafford	377
11.	Eli Manning	366
12.	Russell Wilson	350

MOST REGULAR-SEASON MULTIPLE PASSING TD GAMES – SINCE 2012

RANK	PLAYER	GAMES
1.	Aaron Rodgers	118
2.	Russell Wilson	108
	Tom Brady	108
4.	Matthew Stafford	98
5.	Matt Ryan	89

- Wilson has registered 108 multi-TD pass games in his regular-season career, which the 11th-most in NFL history.

MOST MULTI-TD PASS GAMES – NFL HISTORY

RANK	PLAYER	GAMES
1.	Tom Brady	204
2.	Drew Brees	173
3.	Peyton Manning	165
4.	Aaron Rodgers	160
5.	Brett Favre	159
6.	Philip Rivers	142
7.	Dan Marino	127
8.	Ben Roethlisberger	124
9.	Matt Ryan	118
10.	Matthew Stafford	114
11.	Russell Wilson	108

- Wilson tossed three TDs at Cincinnati in Week 13, marking the 48th time in his career that he's thrown at least three TDs in a single game.
- His 48 such games rank tied for fourth since 2012.

MOST REGULAR-SEASON 3+ PASSING TD GAMES – SINCE 2012

RANK	PLAYER	GAMES
1.	Aaron Rodgers	61
2.	Tom Brady	56
3.	Drew Brees	54
4.	Russell Wilson	48
	Matthew Stafford	48

- Wilson has recorded three or more passing TDs in 48 regular season games, which is the 11th-most in NFL history.

MOST 3+ TD PASS GAMES – NFL HISTORY

RANK	PLAYER	GAMES
1.	Tom Brady	104
2.	Drew Brees	97
3.	Peyton Manning	93
4.	Aaron Rodgers	85
5.	Brett Favre	72
6.	Dan Marino	62
7.	Philip Rivers	61
8.	Matthew Stafford	57
9.	Ben Roethlisberger	56
10.	Eli Manning	49
11.	Russell Wilson	48

- Wilson recorded two TD passes with no interceptions vs. Cleveland in Week 14.
- His 73 games with at least two TD passes and no interceptions is tied with Pro Football Hall of Famer Peyton Manning (73) for the fifth-most such games in NFL history.
- Only Tom Brady (122), Aaron Rodgers (109), Drew Brees (88) and Pro Football Hall of Famer Brett Favre (74) have more.

MOST REGULAR-SEASON 2+ PASSING TD, 0 INT GAMES – NFL HISTORY

RANK	PLAYER	GAMES
1.	Tom Brady	122
2.	Aaron Rodgers	109
3.	Drew Brees	88
4.	Brett Favre	74
5.	Russell Wilson	73
	Peyton Manning	73
7.	Ben Roethlisberger	64
	Philip Rivers	64
9.	Matt Ryan	57
10.	Matthew Stafford	56

- Since entering the league in 2012, Wilson has totaled 73 games in which he's passed for two TDs with zero interceptions.
- His 73 games in which he's passed for two TDs with zero interceptions is the second-most since 2012.

MOST REGULAR-SEASON 2+ PASSING TD, 0 INT GAMES – SINCE 2012

RANK	PLAYER	GAMES
1.	Aaron Rodgers	87
2.	Russell Wilson	73
3.	Tom Brady	66
4.	Kirk Cousins	51
5.	Matthew Stafford	49
6.	Drew Brees	47
	David Carr	47
8.	Jared Goff	45
9.	Andy Dalton	43
10.	Matt Ryan	42

- Since entering the league in 2012, Wilson has totaled 31 games in which he's passed for three TDs with zero interceptions.
- Wilson is one of seven signal callers in NFL history to accomplish the feat in at least 30 games.

MOST REGULAR-SEASON 3+ PASSING TD, 0 INT GAMES – NFL HISTORY

RANK	PLAYER	GAMES
1.	Tom Brady	68
2.	Aaron Rodgers	65
3.	Drew Brees	56
4.	Peyton Manning	51
5.	Brett Favre	36
6.	Ben Roethlisberger	35
7.	Russell Wilson	31
8.	Philip Rivers	29
	Kirk Cousins	29
10.	Matt Ryan	27

- Since entering the league in 2012, Wilson has totaled 12 games in which he's passed for four TDs with zero interceptions.

MOST REGULAR-SEASON 4+ PASSING TD, 0 INT GAMES – NFL HISTORY

RANK	PLAYER	GAMES
1.	Tom Brady	28
2.	Aaron Rodgers	27
3.	Drew Brees	26
4.	Peyton Manning	18
5.	Ben Roethlisberger	12
	Russell Wilson	12
	Brett Favre	12
8.	Lamar Jackson	10
	Patrick Mahomes	10
10.	Matt Ryan	9
	Jared Goff	9

STARTED IN STYLE

- QB **Russell Wilson** owns a 121-77-1 (.611) regular-season record as a starting quarterback.
- His 121 regular-season victories as a starting quarterback are the 11th-most in NFL history.
- His .611 regular-season winning percentage as a starting quarterback is the 12th-highest in NFL history (min. 150 games started).

BEST QB STARTING RECORD – NFL HISTORY (MIN. 150 GS)

RANK	PLAYER	W	L	T	PCT.
1.	Tom Brady	251	82	0	.754
2.	Joe Montana	117	47	0	.713
3.	Peyton Manning	186	79	0	.702
4.	Terry Bradshaw	107	51	0	.677
5.	Ben Roethlisberger	165	81	1	.670
6.	John Elway	148	82	1	.643
7.	Aaron Rodgers	153	87	1	.637
8.	Jim Kelly	101	59	0	.631
9.	Brett Favre	186	112	0	.624
10.	Dan Marino	147	93	0	.613
11.	Donovan McNabb	98	62	1	.612
12.	Russell Wilson	121	77	1	.611

- Wilson earned 108 wins in his first 175 regular-season starts, which was the eighth-most by an NFL QB in NFL history through 175 starts (Tom Brady, 136).
- Wilson became the eighth quarterback in NFL history to record 108 wins in their first 175 regular-season starts (Tom Brady, 136; Ben Roethlisberger, 117; Joe Montana, 117; Peyton Manning, 116; Brett Favre, 116; Aaron Rodgers, 114; Dan Marino, 111).
- Wilson earned 100 wins in his first 150 regular-season starts, which was tied for the fourth-most by an NFL QB in NFL history through 150 starts (Tom Brady, 116).
- Wilson became the fifth quarterback in NFL history to record 100 wins in their first 150 regular-season starts (Tom Brady, 116; Joe Montana, 108; Terry Bradshaw, 102; Ben Roethlisberger, 100).

WINNING NO. 115

- QB **Russell Wilson** earned his 115th win as a starting quarterback in his 186th start in Week 10 of 2023 at Buffalo to mark the eighth-fewest starts in NFL history to win 115 games (Tom Brady, 148; Joe Montana, 161; Ben Roethlisberger, 171; Brett Favre, 172; Peyton Manning, 174; Aaron Rodgers, 176; Dan Marino, 182).
- Wilson joined Tom Brady, Peyton Manning, Brett Favre, Drew Brees, Ben Roethlisberger, Aaron Rodgers, John Elway, Dan Marino, Phillip Rivers, Matt Ryan, Eli Manning and Joe Montana as the only quarterbacks in NFL history with at least 115 regular-season wins as a starting quarterback.

MOST REGULAR-SEASON WINS AS STARTING QB – NFL HISTORY

RANK	PLAYER	WINS
1.	Tom Brady	251
2.	Brett Favre	186
	Peyton Manning	186
4.	Drew Brees	172
5.	Ben Roethlisberger	165
6.	Aaron Rodgers	153
7.	John Elway	148
8.	Dan Marino	147
9.	Philip Rivers	134
10.	Matt Ryan	124
11.	Russell Wilson	121

RUSS AMONG THE ALL-TIME BEST

- QB **Russell Wilson** ranks second in League history in pass yards/attempt (7.69) and passer rating (99.8) in min. 150 games started.

HIGHEST PASSING YARDS/ATTEMPT – NFL HISTORY (MIN. 150 GS)

RANK	PLAYER	YDS/ATT.
1.	Philip Rivers	7.80
2.	Russell Wilson	7.69
3.	Dan Fouts	7.68
4.	Peyton Manning	7.67
5.	Aaron Rodgers	7.64

- Wilson has a 99.8 career passer rating. He’s one of two passers in NFL history to record a career passer rating of 99.8 or higher, trailing only Aaron Rodgers (102.6).

HIGHEST PASSER RATING – NFL HISTORY (MIN. 150 GS)

RANK	PLAYER	RTG.
1.	Aaron Rodgers	102.6
2.	Russell Wilson	99.8
3.	Drew Brees	98.7
4.	Kirk Cousins	97.4
5.	Tom Brady	97.2

WILSON WILD COMEBACKS

- QB **Russell Wilson** has led his team to an offensive scoring drive in the fourth quarter with the team trailing by one score to either tie or take the lead 32 times in his regular-season career, which is the second-most since he entered the League in 2012 and ninth in NFL history.

MOST REGULAR-SEASON 4TH QUARTER COMEBACKS – NFL HISTORY

RANK	PLAYER	4QC
1.	Tom Brady	46
2.	Peyton Manning	43
3.	Ben Roethlisberger	41
4.	Matt Ryan	38
	Matthew Stafford	38
6.	Drew Brees	36
7.	Johnny Unitas	34
8.	Dan Marino	33
9.	Russell Wilson	32
10.	John Elway	31

MOST REGULAR-SEASON 4TH QUARTER COMEBACKS – SINCE 2012

RANK	PLAYER	4QC
1.	Matthew Stafford	33
2.	Russell Wilson	32
3.	Derek Carr	28
4.	Matt Ryan	27
5.	Ryan Tannehill	26
6.	Tom Brady	25
	Kirk Cousins	25
8.	Ben Roethlisberger	23
9.	Andy Dalton	21
10.	Aaron Rodgers	20

- Wilson has led his team to an offensive scoring drive in the fourth quarter with the team trailing by one score to either tie or take the lead five times since the start of the 2023 season (2024: Week 10 at Washington; 2023: Week 4 at Chicago, Week 7 vs. Green Bay, Week 9 at Buffalo and Week 10 vs. Minnesota), which is tied for the fifth-most in the League.

MOST REGULAR-SEASON 4TH QUARTER COMEBACKS – SINCE 2023

RANK	PLAYER	4QC
1.	Geno Smith	8
2.	Jalen Hurts	6
	Jared Goff	6
	Patrick Mahomes	6
5.	Russell Wilson	5
	Kyler Murray	5

- In Pittsburgh’s 28-27 victory at Washington in Week 10, when the Commanders took a 10-point lead (24-14) with 12:55 left in the third quarter, Wilson rallied his team from a tie or deficit in the fourth quarter for the 40th time in his regular-season career, which is the second-most since he entered the League in 2012 and tied for ninth-most in NFL history.

MOST REGULAR-SEASON GAME-WINNING DRIVES – NFL HISTORY

RANK	PLAYER	GWD
1.	Tom Brady	58
2.	Peyton Manning	54
3.	Ben Roethlisberger	53
	Drew Brees	53
5.	Matthew Stafford	49
6.	Dan Marino	47
7.	Matt Ryan	46
8.	Brett Favre	43
9.	Russell Wilson	40
	John Elway	40

MOST REGULAR-SEASON GAME-WINNING DRIVES – SINCE 2012

RANK	PLAYER	GWD
1.	Matthew Stafford	43
2.	Russell Wilson	40
3.	Derek Carr	35
4.	Kirk Cousins	31
5.	Ben Roethlisberger	30
	Matt Ryan	30
	Tom Brady	30
8.	Aaron Rodgers	28
9.	Ryan Tannehill	27
10.	Drew Brees	26

- Wilson rallied his team from a tie or deficit in the fourth quarter for the fifth time since the start of the 2023 season (2024: Week 10 at Washington; 2023: Week 4 at Chicago, Week 7 vs. Green Bay, Week 9 at Buffalo and Week 10 vs. Minnesota), which is tied for the seventh-most in the League.

MOST REGULAR-SEASON GAME-WINNING DRIVES – SINCE 2023

RANK	PLAYER	GWD
1.	Patrick Mahomes	9
	Geno Smith	9
3.	Jalen Hurts	8
4.	Jared Goff	7
	Matthew Stafford	7
6.	Josh Allen	6
	Bryce Young	6
8.	Russell Wilson	5
	Four other players tied with	5

- Wilson picked up his 29th regular-season victory and sixth since the start of the 2023 season (2024: Week 10 at Washington, Week 11 vs. Baltimore; 2023: Week 4 at Chicago, Week 7 vs. Green Bay, Week 10 at Buffalo and Week 11 vs. Minnesota) in games decided by three points or less.
- His six victories in games decided by three points or less are tied for the most in the NFL since the start of the 2023 season.

MOST QB WINS IN GAMES DECIDED BY THREE PTS OR LESS – SINCE 2023

RANK	PLAYER	WINS
1.	Russell Wilson	6
	Jordan Love	6
	Geno Smith	6
	C.J. Stroud	6
	Patrick Mahomes	6
	Jared Goff	6

- Wilson improved to 29-25-1 (.536) in regular-season games decided by three points or less with him under center.
- His 29 regular-season victories in games decided by three points or less with him under center are the most in the NFL since 2012.

MOST QB WINS IN GAMES DECIDED BY THREE PTS OR LESS – SINCE 2012

RANK	PLAYER	WINS
1.	Russell Wilson	29
2.	Matthew Stafford	27
	Derek Carr	27
4.	Ryan Tannehill	24
5.	Matt Ryan	20
	Kirk Cousins	20
	Joe Flacco	20

- His 29 regular-season victories in games decided by three points or less with him under center are tied for the ninth-most in NFL history (min. 50 games started).

MOST QB WINS IN GAMES DECIDED BY THREE PTS OR LESS – NFL HISTORY (MIN. 50)

RANK	PLAYER	WINS
1.	Tom Brady	39
2.	Peyton Manning	37
3.	Drew Brees	34
4.	Ben Roethlisberger	33
	Dan Marino	33
	Brett Favre	33
7.	John Elway	30
	Matthew Stafford	30
9.	Russell Wilson	29
	Matt Ryan	29

- His .536 regular-season win percentage in games decided by three points or less with him under center is the seventh-highest in NFL history (min. 50 games started).

HIGHEST QB WIN PCT. IN GAMES DECIDED BY THREE PTS OR LESS – NFL HISTORY (MIN. 50)

RANK	PLAYER	W	L	T	PCT.
1.	Tom Brady	39	20	0	.661
2.	Peyton Manning	37	21	0	.638
3.	Dan Marino	33	23	0	.589
4.	Ben Roethlisberger	33	23	1	.588
5.	Brett Favre	33	24	0	.579
6.	Matthew Stafford	30	23	1	.565
7.	Russell Wilson	29	25	1	.536
8.	Drew Bledsoe	26	25	0	.510
9.	Matt Ryan	29	28	1	.509
10.	Drew Brees	34	34	0	.500

THROWING TO PAY DIRT

- QB **Russell Wilson** has thrown 20 or more TD passes 11 times over his 13-year career. The 11 20+ TD passing seasons are the 12th-most since the 1970 AFL-NFL merger.

20+ TD PASS SEASONS – SINCE 1970

RANK	PLAYER	SEASONS
1.	Tom Brady	20
2.	Drew Brees	17
3.	Peyton Manning	16
4.	Brett Favre	15
	Phillip Rivers	15
6.	Aaron Rodgers	14
7.	Dan Marino	13
	Matt Ryan	13
9.	Ben Roethlisberger	12
	Eli Manning	12
	Matthew Stafford	12
12.	Russell Wilson	11

- Wilson has thrown 25 or more TD passes nine times over his 13-year career. The nine 25+ TD passing seasons are tied for the seventh-most since the 1970 AFL-NFL merger.

25+ TD PASS SEASONS – SINCE 1970

RANK	PLAYER	SEASONS
1.	Tom Brady	17
2.	Peyton Manning	16
3.	Drew Brees	14
	Aaron Rodgers	14
5.	Brett Favre	11
	Philip Rivers	11
7.	Russell Wilson	9
	Ben Roethlisberger	9
	Matt Ryan	9
10.	Kirk Cousins	8

- Wilson has throw 30 or more TD passes five times over his 13-year career. The five 30+ TD passing seasons are the seventh-most since the 1970 AFL-NFL merger.

30+ TD PASS SEASONS – SINCE 1970

RANK	PLAYER	SEASONS
1.	Drew Brees	10
2.	Peyton Manning	9
	Brett Favre	9
	Tom Brady	9
5.	Aaron Rodgers	8
6.	Philip Rivers	6
7.	Russell Wilson	5
8.	Ben Roethlisberger	4
	Patrick Mahomes	4
	Dan Marino	4
	Tony Romo	4

A DUAL-THREAT QB

- QB **Russell Wilson** rushed for 56 yards on six carries (9.3 avg.) in Week 2 of 2023 vs. Washington. He surpassed 5,000 rushing yards for his career.
- Wilson is the first QB in league history to pass for 45,000 yards while rushing for 5,000.
- Wilson recorded a season-high 55 rush yards in Week 17 vs. Kansas City. The 55 rush yards are the most by Wilson since Week 2 of 2023 (had 56 yards rushing vs. Washington).
- He registered a one-yard TD run with 10:28 remaining in the second quarter that cut the Chiefs lead to 13-7 in Week 17. He recorded his second rushing TD of the season and 31st of his career (2012-24).
- For his career, Wilson has tallied 1,024 rushes for 5,462 yards (5.3 avg.) and 31 rushing TDs. His 5,462 yards on the ground are the fourth-most all time among signal callers.

MOST REGULAR-SEASON QB RUSH YARDS – NFL HISTORY

RANK	PLAYER	GP	ATT.	YDS.	AVG.	TDS
1.	Lamar Jackson	103	1,014	6,173	6.1	33
2.	Michael Vick	143	873	6,109	7.0	36
3.	Cam Newton	148	1,118	5,628	5.0	75
4.	Russell Wilson	199	1,024	5,462	5.3	31
5.	Randall Cunningham	162	775	4,928	6.4	35

WILSON'S PASSER RATING CONSISTENTLY OVER 100

- QB **Russell Wilson** has recorded the most regular-season games with a passer rating of 100.0 or higher (101) among all NFL quarterbacks since entering the league in 2012.

MOST 100.0+ PASSER RTG. REGULAR-SEASON GAMES – SINCE 2012

RANK	PLAYER	GAMES
1.	Russell Wilson	101
2.	Aaron Rodgers	87
3.	Tom Brady	81
4.	Drew Brees	77
	Kirk Cousins	77

- His 101 regular-season games with a passer rating of 100.0 or higher is the eighth-most in NFL history.

MOST 100.0+ PASSER RTG. REGULAR-SEASON GAMES – NFL HISTORY

RANK	PLAYER	GAMES
1.	Tom Brady	156
2.	Drew Brees	141
3.	Aaron Rodgers	127
4.	Peyton Manning	112
5.	Philip Rivers	111
6.	Brett Favre	108
7.	Ben Roethlisberger	102
8.	Russell Wilson	101
9.	Matt Ryan	97
10.	Matthew Stafford	84

FIELD(S) OF DREAMS

- QB **Justin Fields** – who missed Week 16 at Baltimore and Week 17 vs. Kansas City due to injury – led the Steelers to a 4-2 record with career season-highs in completion percentage (66.3%) and passer rating (93.9) in 2024.
- Fields only has two giveaways through six starts in 2024 (Fields avg. 1.0 giveaways/game from 2021-23).

JUSTIN FIELDS CAREER STATS COMPARISON

	2021-23	2024
QB W-L	10-28	4-2
Comp. Pct.	60.3	66.3
Passer Rating	82.3	93.9
Sacks Taken/Game	3.4	2.7
Giveaways/Game	1.0	0.3

- Fields went 14-of-24 with 145 pass yards, two rush TDs and a 75.9 passer rating in Week 6 at Las Vegas. He also had 59 yards rushing on 11 carries (5.4 avg.).
- Fields recorded his fourth and fifth TD runs of the season and 18th and 19th of his career (2021-24).
- His 19 rushing TDs are the third-most by a quarterback since he entered the NFL in 2021.

MOST QB RUSH TDs – SINCE 2021

RANK	PLAYER	RUSH TD
1.	Jalen Hurts	52
2.	Josh Allen	40
3.	Justin Fields	19
4.	Kyler Murray	16
5.	Trevor Lawrence	14
	Lamar Jackson	14

- His 2,509 rushing yards are the fourth-most by a quarterback since he entered the NFL in 2021.

MOST QB RUSH YARDS – SINCE 2021

RANK	PLAYER	RUSH YDS.
1.	Lamar Jackson	3,267
2.	Jalen Hurts	2,779
3.	Josh Allen	2,580
4.	Justin Fields	2,509
5.	Kyler Murray	1,657

- Fields has now rushed 418 times for 2,509 yards (6.0 avg.) over his four-year career. His 2,509 yards are the fourth-most over a quarterback's first four seasons in NFL history.

MOST QB RUSH YARDS IN FIRST FOUR SEASONS – NFL HISTORY

RANK	PLAYER	RUSH YDS.
1.	Lamar Jackson	3,673
2.	Cam Newton	2,571
3.	Justin Fields	2,509
4.	Jalen Hurts	2,503
5.	Russell Wilson	2,430

- Fields went 15-of-27 with 131 pass yards, two pass TDs and a 93.3 passer rating in Week 5 vs. Dallas. He also had 27 yards rushing on six carries (4.5 avg.).
- Prior to Week 6 at Las Vegas, when Fields failed to register a passer rating of 90.0+, Fields had done so in the first five weeks of the season and seven consecutive weeks dating back to the end of 2023 season (was longest active streak in the NFL).

LONGEST STREAK OF 90.0+ PASSER RTG. – SINCE 2021

RANK	PLAYER, YEAR(S)	GAMES
1.	Brock Purdy, 2022-23	10
2.	Dak Prescott, 2023	8
	Jalen Hurts, 2022	8
	Jimmy Garoppolo, 2021	8
5.	Justin Fields, 2023-24	7
	Jimmy Garoppolo, 2022-23	7
	Joe Burrow, 2022	7
	Patrick Mahomes, 2021-22	7
	Aaron Rodgers, 2021-22	7
	Aaron Rodgers, 2021	7
	Kyler Murray, 2021	7

- Fields was the only QB in the League with a 90.0+ passer rating in each of the first five weeks of the season.
- Fields went 22-of-34 with 312 pass yards, one pass TD and a 104.0 passer rating in Week 4 at Indianapolis. He also had 10 carries for 55 yards and two rush TDs.
- Fields is the third QB in franchise history to have 300 or more pass yards and 50 or more rush yards in a single game, joining NFL Hall of Famer Bobby Layne and Kordell Stewart.
- Stewart last accomplished the feat in Week 14 of 2001 at Baltimore.
- Fields is the first QB in franchise history -- ninth QB in NFL history -- to have a game with 300 or more pass yards, one or more pass TDs, 50 or more rush yards and two or more rush TDs (10th occurrence; NFL Hall of Famer Steve Young only player to do it twice).

300+ PASS YDS, 50+ RUSH YDS, 1+ PASS TD, 2+ RUSH TD – NFL HISTORY

PLAYER, OPP.	STATS
Justin Fields, PIT at IND, Week 4, 2024	312 pass, 55 rush, 1 pass TD, 2 rush TD
Josh Allen, BUF at PHI, Week 12, 2023	339 pass, 81 rush, 2 pass TD, 2 rush TD
Jalen Hurts, PHI vs. MIN, Week 2, 2022	333 pass, 57 rush, 1 pass TD, 2 rush TD
Russell Wilson, SEA vs. NO, Week 3, 2019	406 pass, 51 rush, 2 pass TD, 2 rush TD
Cam Newton, CAR at PHI, Week 12, 2012	306 pass, 52 rush, 2 pass TD, 2 rush TD
Michael Vick, PHI at WAS, Week 10, 2010	333 pass, 80 rush, 4 pass TD, 2 rush TD
D. Culppeper, MIN at NO, Week 15, 2002	312 pass, 73 rush, 2 pass TD, 2 rush TD
Steve Young, SF vs. IND, Week 7, 1998	331 pass, 60 rush, 2 pass TD, 2 rush TD
Steve Young, SF vs. ATL, Week 7, 1991	348 pass, 68 rush, 2 pass TD, 2 rush TD

- Fields completed 25-of-32 passes (78.1) for 245 yards, one pass TD, one rush TD, one interception and a 96.0 passer rating in the Week 3 victory over L.A. Chargers.
- His 78.1 completion percentage was his second-highest in a game with 30 or more pass attempts in his career.
- Fields and WR **Calvin Austin III** connected on a 55-yard TD in the fourth quarter in Week 3 that sealed the victory, 20-10.
- The TD pass was Fields' second-longest of his career -- topped only by his 56-yard TD pass in Week 5 of 2023.
- Fields completed 14-of-17 passes (82.4 percent) for 106 yards and a 92.6 rating in the opening half in Week 3. He registered a five-yard TD run with 10:17 remaining in the second quarter that tied the game, 7-7.
- Fields completed his first 11 passes of the game before a second quarter dropped pass in Week 3.
- His interception in Week 3 was his first in 115 pass attempts and 80 completions, which ranked eighth and tied for sixth, respectively, among active QBs at the time it ended.
- Fields opened a season 3-0 as a starting quarterback for the first time in his career and registered his first career winning streak of three consecutive starts (previous high was two -- Weeks 4-5, 2021; Weeks 12-14 and 16-17, 2023).
- Fields made his debut with the Steelers franchise in Week 1 at Atlanta. He completed 17-of-23 passes for 153 yards. Fields also added 57 yards rushing. He was the second signal caller in NFL history and first since Cam Newton in 2020 to complete at least 70.0% of his passes and rush for 50+ yards.

QB WITH 70.0%+ COMPLETION PCT., 50+ RUSH YARDS – SINCE 1970

PLAYER, OPP.	COMP. PCT.	RUSH YDS.
Justin Fields, PIT at ATL, Week 1 of 2024	17-23 (73.9)	57
Cam Newton, NE vs. MIA, Week 1 of 2020	15-19 (78.9)	75

- Fields completed 13-of-20 passes (65.0 percent) for 117 yards, one TD, zero interceptions and a 97.3 rating in Week 2 at Denver. He threw a five-yard TD pass to TE **Darnell Washington** to give Pittsburgh a 7-0 lead with 1:56 left in the first quarter.

NAJEE HARRIS(ING) OPPOSING DEFENSES

- RB **Najee Harris** led the team with 13 carries for 74 yards (5.7 avg.) in the Week 17 loss vs. Kansas City.
- Harris is the only player in the NFL to register 1,000 yards rushing in each of the last four seasons (Derrick Henry and Tony Pollard have now accomplished the feat in three straight seasons).

NFL CONSECUTIVE 1,000-YARD RUSHING SEASONS – ACTIVE

RANK	PLAYER	SEASONS
1.	Najee Harris	4 (2021-24)
2.	Derrick Henry	3 (2022-24)
	Tony Pollard	2 (2022-24)
4.	James Conner	2 (2023-24)
	Kyren Williams	2 (2023-24)

- His streak of four consecutive 1,000-yard rushing seasons is the longest streak in the NFL since Chris Johnson had a six-year streak (2008-13).
- His streak of four consecutive 1,000-yard rushing seasons is the third-longest streak in franchise history.

MOST CONSECUTIVE 1,000-YARD RUSHING SEASONS – FRANCHISE HISTORY

RANK	PLAYER	SEASONS
1.	Jerome Bettis	6 (1996-2001)
	Franco Harris	6 (1974-79)
3.	Najee Harris	4 (2021-24)
4.	Willie Parker	3 (2005-07)
	Le'Veon Bell	2 (2016-17)
	Rashard Mendenhall	2 (2009-10)

- Harris is the first player in franchise history to record 1,000 yards rushing in each of his first four seasons in the NFL.
- His four 1,000-yard rushing seasons are the third-most in franchise history.

MOST 1,000-YARD RUSHING SEASONS – FRANCHISE HISTORY

RANK	PLAYER	SEASONS
1.	Franco Harris	8
2.	Jerome Bettis	6
3.	Najee Harris	4
4.	Le'Veon Bell	3
	Willie Parker	3

- Harris is the 13th player in NFL history to record 1,000 yards rushing in each of his first four seasons in the NFL.
- He is the first player in the League to record 1,000 yards rushing in each of his first four seasons in the NFL since Chris Johnson (Tennessee, 2008-11).

FOUR 1,000-YARD RUSHING SEASONS IN FIRST FOUR YEARS

PLAYER	SEASONS
Najee Harris	4 (2021-24)
Chris Johnson	4 (2008-11)
Adrian Peterson	4 (2007-10)
Clinton Portis	4 (2002-05)
LaDainian Tomlinson	4 (2001-04)
Corey Dillon	4 (1997-2000)
Eddie George	4 (1996-99)
Curtis Martin	4 (1995-98)
Terrell Davis	4 (1995-98)
Barry Sanders	4 (1989-92)
Eric Dickerson	4 (1983-86)
Earl Campbell	4 (1978-81)
Tony Dorsett	4 (1977-80)

- He registered his sixth rushing TD of the season and 28th of his career and sixth scrimmage TD of the season and 34th of his career in Week 18 vs. Cincinnati.
- Harris led the team with 16 carries for 75 yards (4.7 avg.) while adding 54 receiving yards on six receptions (9.0 avg.) in the Week 13 victory at Cincinnati.
- He registered the first game of his career with at least 75 yards rushing and 50 yards receiving (2021-24).
- Harris registered 125 or more scrimmage yards for the second time this season and eighth time of his career.
- Harris recorded his third 100-yard rushing game of the season and ninth of his career in Week 8 vs. N.Y. Giants.
- He registered 100-yards rushing in three consecutive games (Week 6 at Las Vegas, Week 7 vs. N.Y. Jets and Week 8 vs. N.Y. Giants) for the first time in his career.

- Harris was the first Steelers running back with three straight 100-yard rushing games since James Conner rushed for 100 or more yards in four straight games in 2018 (Week 5 vs. Atlanta, Week 6 at Cincinnati, Week 8 vs. Cleveland and Week 9 at Baltimore).
- His three straight 100-yard rushing games was tied for the eighth-longest streak in single-season franchise history.

LONGEST SINGLE-SEASON STREAK OF 100+ YARD RUSHING GAMES – FRANCHISE HISTORY

RANK	PLAYER, YEAR(S)	GAMES
1.	Franco Harris, 1972	6
2.	Jerome Bettis, 1996	5
3.	James Conner, 2018	4
	Le'Veon Bell, 2016	4
	Jerome Bettis, 2004	4
	Jerome Bettis, 2001	4
	Barry Foster, 1992	4
8.	Najee Harris, 2024	3
	Nine other players tied with	3

- His 30 rushes for at least 10 yards in 2024 was tied for the eighth-most in the NFL.

MOST 10+ YARD RUNS – 2024

RANK	PLAYER	10+ RUNS
1.	Saquon Barkley	46
2.	Derrick Henry	45
3.	Jahmyr Gibbs	41
4.	Lamar Jackson	37
5.	James Conner	34
	Bijan Robinson	34
7.	Josh Jacobs	33
8.	Jonathan Taylor	31
9.	Najee Harris	30
	Tony Pollard	30

- His 54 rushes for at least 10 yards are tied for the eighth-most in the NFL since the start of the 2023 season.

MOST 10+ YARD RUNS – SINCE 2023

RANK	PLAYER	10+ RUNS
1.	Saquon Barkley	72
2.	Derrick Henry	68
	Jahmyr Gibbs	68
4.	Lamar Jackson	66
5.	James Conner	65
6.	Bijan Robinson	64
7.	Joe Mixon	55
8.	Najee Harris	54
	James Cook	54
	Jonathan Taylor	54

- His nine rushes for at least 20 yards in 2024 are tied for the fifth-most in the NFL.

MOST 20+ YARD RUNS – 2024

RANK	PLAYER	20+ RUNS
1.	Derrick Henry	19
2.	Saquon Barkley	17
3.	Jahmyr Gibbs	13
4.	Jonathan Taylor	11
5.	Najee Harris	9
	Jordan Mason	9

- His 17 rushes for at least 20 yards are tied for the fourth-most in the NFL since the start of the 2023 season.
- His 4,312 rush yards are the fifth-most in the NFL since the start of the 2021 season.

MOST 20+ YARD RUNS – SINCE 2023

RANK	PLAYER	20+ RUNS
1.	Saquon Barkley	24
2.	Derrick Henry	21
	Jahmyr Gibbs	21
4.	Najee Harris	17
	James Conner	17

- Harris led the team with 19 carries for 114 yards (6.0 avg.) while adding 17 receiving yards on three receptions (5.7 avg.) in Week 8 vs. N.Y. Giants.
- Harris led the team with 18 carries for 70 yards (3.9 avg.) while adding 16 receiving yards on five receptions (3.2 avg.) in the Week 3 win vs. L.A. Chargers.
- He led the Steelers with 21 carries for 102 yards (4.9 avg.) and a 10-yard TD run with 0:26 remaining in the fourth quarter that gave the Steelers a 37-15 lead in Week 7 vs. N.Y. Jets.
- Harris led the team with 14 carries for 106 yards (7.6 avg.) while adding 16 receiving yards on two receptions (8.0 avg.) in the Week 6 victory at Las Vegas.
- He registered a 36-yard TD run with 4:21 remaining in the third quarter that gave the Steelers a 22-7 lead.
- The 36-yard TD run was the second-longest run and second-longest TD run of his career (only bested by the 37-yard TD vs. Cleveland in Week 17 of 2022).
- Harris is the fifth player to rush for at least 4,000 career yards in franchise history.

MOST RUSH YARDS – FRANCHISE HISTORY

RANK	PLAYER	YDS
1.	Franco Harris	11,950
2.	Jerome Bettis	10,560
3.	Willie Parker	5,378
4.	Le'Veon Bell	5,336
5.	Najee Harris	4,312

- Harris eclipsed 4,000 rush yards in his 62nd career game with the Steelers, which is the fifth-fastest in franchise history.

FEWEST GAMES PLAYED TO 4,000 RUSH YARDS – FRANCHISE HISTORY

RANK	PLAYER	GAMES
1.	Jerome Bettis	45
2.	Le'Veon Bell	47
3.	Franco Harris	52
	Willie Parker	52
5.	Najee Harris	62

- Harris is one of three players in the NFL with 4,300 or more rushing yards and 1,100 or more receiving yards since the start of the 2021 season.

PLAYERS WITH 4,300+ RUSH YARDS, 1,100+ REC. YARDS – SINCE 2021

PLAYER	RUSH YDS	REC YDS
Najee Harris	4,312	1,149
Josh Jacobs	4,659	1,386
Saquon Barkley	4,872	1,159

MOST RUSH YARDS – SINCE 2021

RANK	PLAYER	YDS
1.	Derek Henry	5,563
2.	Saquon Barkley	4,872
3.	Jonathan Taylor	4,844
4.	Josh Jacobs	4,659
5.	Najee Harris	4,312

- His 5,461 scrimmage yards are the sixth-most by a running back in the NFL since the start of the 2021 season.

MOST SCRIMMAGE YARDS BY RUNNING BACK – SINCE 2021

RANK	PLAYER	YDS
1.	Derrick Henry	6,522
2.	Josh Jacobs	6,045
3.	Saquon Barkley	6,031
4.	Jonathan Taylor	5,636
5.	Joe Mixon	5,509
6.	Najee Harris	5,461

- His 5,461 scrimmage yards are the fifth-most by a running back in franchise history.

MOST SCRIMMAGE YARDS BY RUNNING BACK – FRANCHISE HISTORY

RANK	PLAYER	YDS
1.	Franco Harris	14,234
2.	Jerome Bettis	11,377
3.	Le'Veon Bell	7,996
4.	Willie Parker	6,075
5.	Najee Harris	5,461

FREIERMUTH, FLYING HIGH

- TE **Pat Freiermuth** caught 65 passes for 653 yards (10.0 avg.) and seven TDs in 2024.
- His 65 receptions were tied for the eighth-most by a tight end in 2024.

MOST NFL RECEPTIONS BY TE – 2024

RANK	PLAYER	REC.
1.	Brock Bowers	112
2.	Trey McBride	111
3.	Travis Kelce	97
4.	Jonnu Smith	88
5.	George Kittle	78
6.	Zach Ertz	66
	Hunter Henry	66
8.	Pat Freiermuth	65
	Mike Gesicki	65
10.	David Njoku	64

- His 65 receptions in 2024 are the fourth-most in a season by a tight end in franchise history. His 63 receptions in 2022 are tied for the fifth-most and his 60 receptions in 2021 are tied for the seventh-most.

MOST RECEPTIONS BY TE – SEASON – FRANCHISE HISTORY

RANK	PLAYER, YEAR	REC.
1.	Heath Miller, 2009	76
2.	Heath Miller, 2012	71
3.	Heath Miller, 2014	66
4.	Pat Freiermuth, 2024	65
5.	Pat Freiermuth, 2022	63
	Eric Green, 1993	63
7.	Pat Freiermuth, 2021	60
	Heath Miller, 2015	60
9.	Heath Miller, 2013	58
10.	Eric Ebron, 2020	56

- His 653 receiving yards in 2024 are the sixth-most in a season by a tight end in franchise history. His 732 receiving yards in 2022 were the fifth-most in a season by a tight end in franchise history.

MOST RECEIVING YARDS BY TE – SEASON – FRANCHISE HISTORY

RANK	PLAYER, YEAR	YDS
1.	Eric Green, 1993	942
2.	Heath Miller, 2012	816
3.	Heath Miller, 2009	789
4.	Heath Miller, 2014	761
5.	Pat Freiermuth, 2022	732
6.	Pat Freiermuth, 2024	653
7.	Heath Miller, 2011	631
8.	Eric Green, 1994	618
9.	Vance McDonald, 2018	610
10.	Heath Miller, 2013	593

- Freiermuth caught eight passes for 85 yards (10.6 avg.), including a 19-yard TD reception. He connected with QB **Russell Wilson** for a 19-yard TD pass that cut the Steelers deficit to 19-14 with 8:07 left in the fourth quarter.
- He registered his seventh TD catch of the season and 18th of his career (2021-24).
- His seven TD receptions are tied for the fourth-most among tight ends in 2024.

MOST TD RECEPTIONS BY TE – 2024

RANK	PLAYER	TDS
1.	Mark Andrews	11
2.	George Kittle	8
	Jonnu Smith	8
4.	Pat Freiermuth	7
	Zach Ertz	7
	Tucker Kraft	7
	Sam LaPorta	7
8.	Isaiah Likely	6
9.	David Njoku	5
	Foster Moreau	5
	Noah Gray	5
	Brock Bowers	5

- His seven TD receptions are tied for the second-most by a Steelers tight end in single-season franchise history.

MOST TD RECEPTIONS BY TE – SEASON – FRANCHISE HISTORY

RANK	PLAYER, YEAR	TDS
1.	Heath Miller, 2012	8
2.	Pat Freiermuth, 2024	7
	Pat Freiermuth, 2021	7
	Eric Green, 1990	7
	Heath Miller, 2007	7

- Freiermuth caught a team-best seven passes for 60 yards (8.6 avg.) in Week 17 vs. Kansas City.
- He caught three passes for 22 yards (7.3 avg.) and connected with QB **Russell Wilson** for a nine-yard TD pass that cut the Eagles' lead to 17-10 with 2:34 left in the second quarter in Week 15.
- His 18 TD receptions are tied for the seventh-most among tight ends since the start of the 2021 season.

MOST TD RECEPTIONS BY TE – NFL – SINCE 2021

RANK	PLAYER	TDS
1.	George Kittle	31
	Mark Andrews	31
3.	Travis Kelce	29
4.	Dalton Schultz	20
5.	David Njoku	19
	Hunter Henry	19
7.	Pat Freiermuth	18
	Dawson Knox	18
	Juwon Johnson	18
10.	Cole Kmet	17
	Sam LaPorta	17
	Zach Ertz	17

- His 18 TD catches are the third-most by a tight end in franchise history over their first four years in the NFL.

MOST TD RECEPTIONS BY TE IN FIRST FOUR YEARS – FRANCHISE HISTORY

RANK	PLAYER	TDS
1.	Heath Miller	21
	Eric Green	20
3.	Pat Freiermuth	18
4.	Mark Bruener	11
5.	Jesse James	9
	Bennie Cunningham	9

- His 220 receptions are the most by a tight end in franchise history over their first four years in the NFL.

MOST RECEPTIONS BY TE IN FIRST FOUR YEARS – FRANCHISE HISTORY

RANK	PLAYER	REC.
1.	Pat Freiermuth	220
2.	Heath Miller	168
3.	Eric Green	152
4.	Jesse James	120
5.	Bennie Cunningham	77

- His 2,190 receiving yards are the most by a tight end in franchise history over their first four years in the NFL.

MOST YARDS BY TE IN FIRST FOUR YEARS – FRANCHISE HISTORY

RANK	PLAYER	YDS
1.	Pat Freiermuth	2,190
2.	Eric Green	2,063
3.	Heath Miller	1,932
4.	Bennie Cunningham	1,229
5.	Jesse James	1,189

- Freiermuth caught a TD pass in three consecutive games (ended Week 16 at Baltimore), which was tied with Mark Andrews for the longest active streak by a tight end in the NFL.
- His three-game streak with a TD reception was tied for the third-longest by a Steelers' tight end in franchise history.
- His three-game streak with a TD reception was the longest by a Steelers' tight end since Heath Miller set the franchise record with a four-game streak in 2005 (Weeks 5-8).

MOST CONSECUTIVE GAMES WITH REC. TD BY TE – FRANCHISE HISTORY

RANK	PLAYER	START	END	STREAK
1.	Heath Miller	W5, 2005	W8, 2005	4
	Eric Green	W3, 1991	W7, 1991	4
3.	Pat Freiermuth	W13, 2024	W16, 2024	3
	Heath Miller	W1, 2005	W11, 2009	3
	Heath Miller	W4, 2009	W6, 2009	3
	Mark Bruener	W4, 1997	W6, 1997	3

- He caught three passes for 48 yards (16.0 avg.), including a pair of 20+ yard receptions, in Week 14 vs. Cleveland. He connected with QB **Russell Wilson** for a 20-yard TD pass that gave the Steelers a 27-7 lead with 3:51 left in the third quarter.
- He caught six passes for 68 yards (11.3 avg.), including a 25-yard TD pass that gave the Steelers a 34-24 lead with 0:22 left in the third quarter in Week 13 at Cincinnati.
- Freiermuth connected with QB **Russell Wilson** for a three-yard TD pass that gave the Steelers a 14-7 lead with 10:28 left in the second quarter in Week 10 at Washington.
- He finished with two catches for 51 yards (25.5 avg.) in Week 7 vs. N.Y. Jets. He hauled in a 30-yard reception from QB **Russell Wilson** on 1st and 10 from the Steelers 30-yard line, and then added a 21-yard reception on third down in the third quarter to pick up a critical first down.
- Freiermuth connected with QB **Justin Fields** for a six-yard TD pass that gave the Steelers a 17-13 lead with 4:56 left in the fourth quarter in Week 5 vs. Dallas.
- He connected with QB **Justin Fields** for an eight-yard TD pass that narrowed the Steelers' deficit to three, 27-24, with 3:20 left in the fourth quarter in Week 4 at Indianapolis.
- Freiermuth was the only tight end in the League with four or more receptions in each of the first four weeks of the season.
- Freiermuth was the 10th tight end in NFL history to reach 100 career receptions in 25 games or less.
- Freiermuth reached 100 career receptions in his 25th game in the NFL, which is the 10th-fewest games needed to reach 100 receptions in NFL history.
- Freiermuth reached 1,000 receiving yards in his 26th career games, which is tied for the fastest by a tight end in franchise history (Eric Green).

PICK(ENS) OF THE LITTER

- WR **George Pickens** caught 59 passes for 900 yards (15.3 avg.) and three TDs in 2024, but missed Week 14 vs. Cleveland, Week 15 at Philadelphia and Week 16 at Baltimore.
- His 15.3 yards/reception is the sixth-highest in the NFL (min. 50 receptions).

HIGHEST YARDS/REC. – 2024 (MIN. 50 REC.)

RANK	PLAYER	AVG.
1.	Jameson Williams	17.3
2.	A.J. Brown	16.1
3.	Calvin Ridley	15.9
4.	Jayden Reed	15.6
5.	Darnell Moody	15.5
6.	George Pickens	15.3

- His 17 receptions of at least 20 yards in 2024 were tied for the ninth-most in the NFL.

MOST 20+ YARD RECEPTIONS – 2024

RANK	PLAYER	20+ REC.
1.	Justin Jefferson	28
2.	Darnell Mooney	21
	George Kittle	21
4.	DK Metcalf	20
5.	Zay Flowers	19
	Ja'Marr Chase	19
	Calvin Ridley	19
8.	Brian Thomas Jr.	18
9.	George Pickens	17
	A.J. Brown	17
	Courtland Sutton	17
	Amon-Ra St. Brown	17

- His 14 receptions of at least 25 yards in 2024 were tied for the third-most in the NFL.

MOST 25+ YARD RECEPTIONS – 2024

RANK	PLAYER	25+ REC.
1.	Justin Jefferson	18
2.	Ja'Marr Chase	16
3.	George Pickens	14
	George Kittle	14
5.	Jayden Reed	13

- He caught three passes for 74 yards (24.7 avg.), including a 36-yard reception and a 17-yard TD pass that tied the game, 7-7, with 7:41 left in the first quarter in Week 13 at Cincinnati.
- Pickens registered his third TD catch of the season and 12th of his career (2022-24).
- He caught eight passes for 89 yards (11.1 avg.), including a 37-yard reception, in Week 11 vs. Baltimore.
- Pickens caught five passes for 91 yards (18.2 avg.), including a 34-yard reception, in Week 10 at Washington.
- He connected with QB **Russell Wilson** for a 16-yard TD pass that gave the Steelers a 7-0 lead with 8:33 left in the first quarter.
- He connected with QB **Russell Wilson** for an 11-yard TD pass with 0:27 left in the second quarter that cut the Jets lead to 15-13 in Week 7.
- Pickens hauled in a 44-yard reception from QB **Russell Wilson** on 2nd and 17 from the Steelers 24-yard line (his ninth career catch of 40 or more yards).
- He recorded a team-high 111 receiving yards and one TD on five receptions (22.2 avg.) in Week 7 vs. N.Y. Jets.
- Pickens registered his second 100-yard receiving game of the season and eighth of his career (2022-24).

- He has recorded 56 catches of 20 or more yards since entering the League in 2022.
- Pickens' 56 receptions of at least 20 yards are the fifth-most in the NFL over the span.

MOST 20+ YARD RECEPTIONS – SINCE 2022

RANK	PLAYER	20+ REC.
1.	Justin Jefferson	82
2.	CeeDee Lamb	69
3.	Tyreek Hill	67
4.	A.J. Brown	61
5.	George Pickens	56

- He has recorded 41 catches of 25 or more yards since entering the League in 2022.
- Pickens' 41 receptions of at least 25 yards are tied for the third-most in the NFL over the span.

MOST 25+ YARD RECEPTIONS – SINCE 2022

RANK	PLAYER	25+ REC.
1.	Justin Jefferson	50
2.	A.J. Brown	43
3.	George Pickens	41
	Tyreek Hill	41
5.	CeeDee Lamb	37
	DJ Moore	37

- His 16.3 yards/reception is the highest in the NFL since he entered the NFL in 2022 (min. 150 receptions).

HIGHEST YARDS/REC. – SINCE 2022 (MIN. 150 REC.)

RANK	PLAYER	AVG.
1.	George Pickens	16.3
2.	A.J. Brown	15.4
3.	Brandon Aiyuk	15.3
4.	Amari Cooper	15.2
	Jaylen Waddle	15.2

- Pickens recorded a team-high 113 receiving yards on seven receptions (16.1 avg.) in Week 3 at Indianapolis.
- He caught 63 passes for 1,140 yards (18.1 avg.) and five TDs in 2023.

CALVIN AND PUNT-RETURN TDS

- WR **Calvin Austin III** was named AFC Special Teams Player of the Week for his performance in Week 8 vs. N.Y. Giants.
- He not only registered a 73-yard punt return for TD, but he added three catches for 54 yards (18.0 avg.) and a 29-yard TD grab.
- His punt return for TD was the Steelers first since Dontae Johnson (85 yards) vs. Arizona on Dec. 8, 2019. It also was the first punt return for TD by Pittsburgh at home since Antonio Brown (71 yards) vs. Indianapolis on Dec. 6, 2015.
- Austin III was the third player to register a TD catch and punt return TD on Monday Night Football in the last 20 years (Dez Bryant, Dallas; Devin Hester, Chicago).

BOZ IN THE PLAYOFFS

- K **Chris Boswell** has connected on 17-of-17 field goal attempts (100.0%) in his postseason career.
- He is seven-of-seven (100.0%) on attempts of 40 yards or longer.

BOSWELL IN THE NFL POSTSEASON RECORD BOOK

CATEGORY	STAT	NOTE
Most FGA/Game	6	vs. Kansas City, 2016 (Divisional Round)
Most FGM/Game	6	vs. Kansas City, 2016 (Divisional Round)
Highest Career FG%	100.0 (17-17)	--

- His 17 postseason field goals made are the most in franchise history.
- His 17 postseason field goals attempted are the fourth-most in franchise history.
- Boswell's 65 career postseason points are the sixth-most in franchise history.

WIZARD OF BOZ

- K **Chris Boswell** led the NFL in field goals made (41), points by a kicker (158) and field goal percentage (93.2, min. 35 FGA), and also ranked second in field goal attempted (44).
- His 158 points are tied for the fifth-most by any kicker since the 1970 AFL-NFL merger.

MOST POINTS BY A KICKER – SEASON – NFL HISTORY

RANK	KICKER, YEAR	PTS
1.	David Akers, 2011	166
2.	Gary Anderson, 1998	164
3.	Jeff Wilkins, 2003	163
4.	Mark Moseley, 1983	161
5.	Chris Boswell, 2024	158
	Stephen Gostkowski, 2013	158
	Greg Zeurlein, 2017	158
	Matt Bryant, 2016	158
9.	Mike Vanderjagt, 2003	157
	Brandon Aubrey, 2023	157

- In 2024, Boswell is 41-of-44 on field goal attempts (93.2%), including 20-of-23 (87.0%) on attempts of 40 yards or longer.
- His only misses of 2024 were a 62-yard field goal attempt at the end of the first half in Week 3 vs. L.A. Chargers, a 58-yard field goal on Pittsburgh's opening drive of the game in Week 12 at Cleveland and a blocked 42-yard field goal attempt in Week 13 at Cincinnati.
- Boswell ranked first in field goal percentage (93.2%) among all NFL kickers with at least 35 field goal attempts in 2024.

BEST NFL FG PCT. – 2024 (MIN. 35 ATT.)

RANK	KICKER	M-A	FG%
1.	Chris Boswell	41-44	93.2
2.	Cameron Dicker	39-42	92.9
3.	Jason Sanders	37-41	90.2
4.	Ka'imi Fairbairn	36-42	85.7
5.	Brandon Aubrey	40-47	85.1

- His 41 field goals made in 2024 are the most by any kicker since David Akers had 44 in 2011.
- His 41 field goals made in 2024 are the second-most by any kicker since the 1970 AFL-NFL merger.

MOST FG MADE – SEASON – NFL HISTORY

RANK	KICKER, YEAR	FGM
1.	David Akers, 2011	44
2.	Chris Boswell, 2024	41
3.	Neil Rackers, 2005	40
	Daniel Carlson, 2021	40
	Brandon Aubrey, 2024	40

- His 41 field goals made in 2024 are the most in single-season franchise history.

MOST SINGLE-SEASON FG MADE – FRANCHISE HISTORY

RANK	KICKER, YEAR	FGM
1.	Chris Boswell, 2024	41
2.	Chris Boswell, 2021	36
3.	Chris Boswell, 2017	35
4.	Norm Johnson, 1995	34
5.	Gary Anderson, 1985	33
6.	Shaun Suisham, 2013	30
	Kris Brown, 2001	30
8.	Chris Boswell, 2023	29
	Chris Boswell, 2017	29
	Chris Boswell, 2015	29
	Shaun Suisham, 2014	29
	Roy Gerela, 1973	29

- Boswell was named AFC Special Teams Player of the Month for his performance in the month of October.
- He has captured the award in each of the first two months of the 2024 season.
- Boswell also was named AFC Special Teams Player of the Week in Week 1.
- He connected on all 12 field-goal attempts (100.0) in the second month of the season, including four-of-four on field goals of 40+ yards (100.0).
- His 100.0% field goal percentage and 12 field goals made each led the AFC in October, respectively.
- Boswell's 46 points scored in the month led the Conference.
- Pittsburgh defeated Baltimore, 18-16, in Week 11 as Boswell converted all six of his field goal attempts. He also made six field goals in the Steelers' 18-10 win over Atlanta in Week 1.
- He is the first player in NFL history with six made field goals in three career games and joined John Carney (1993) as the only kickers with multiple such games.
- Boswell made a franchise record 25 consecutive field goals, which was the longest active streak in the NFL when it ended in Week 11 of 2020 at Jacksonville.
- He missed a 58-yard field goal on Pittsburgh's opening drive of the game in Week 12 at Cleveland, which snapped a streak of 21 consecutive field goals that was the fourth-longest in franchise history.

MOST CONSECUTIVE FG – FRANCHISE HISTORY

RANK	KICKER, YEARS	CONSECUTIVE FG
1.	Chris Boswell, 2019-20	25
2.	Shaun Suisham, 2013-14	24
3.	Jeff Reed, 2004-05	22
4.	Chris Boswell, 2024	21
5.	Chris Boswell, 2021	20
6.	Gary Anderson, 1994	19
	Jeff Reed, 2007-08	19
8.	Gary Anderson, 1985	18
9.	Chris Boswell, 2016-17	17
	Norm Johnson, 1997	17

- Boswell equaled a franchise record with six made field goals in both Week 1 at Atlanta and Week 11 vs. Baltimore. He already shared the franchise record of six (vs. Cincinnati, Dec. 18, 2016) with Jeff Reed (at Jacksonville, Dec. 1, 2002) and Gary Anderson (vs. Denver, Oct. 23, 1988).

MOST FG MADE – SINGLE-GAME – FRANCHISE HISTORY

RANK	KICKER, OPP.	FGM
1.	Chris Boswell vs. Baltimore, Week 11 of 2024	6
	Chris Boswell at Atlanta, Week 1 of 2024	6
	Chris Boswell at Cincinnati, Week 15 of 2016	6
	Jeff Reed at Jacksonville, Week 13 of 2002	6
	Gary Anderson vs. Denver, Week 8 of 1988	6

- Boswell registered three or more field goals of 50+ yards in a game for the second time in his career in Week 11 vs. Baltimore (also did Week 1 at Atlanta). He is the first kicker in franchise history to register three or more field goals of 50+ yards in a game.

MOST 50+ YARD FG MADE – SINGLE-GAME – FRANCHISE HISTORY

RANK	KICKER, OPP.	FGM
1.	Chris Boswell at Atlanta, Week 1 of 2024	3
	Chris Boswell vs. Baltimore, Week 11 of 2024	3
3.	Chris Boswell vs. Cleveland, Week 2 of 2023	2
	Chris Boswell vs. N.Y. Jets, Week 9 of 2022	2
	Chris Boswell vs. Chicago, Week 9 of 2021	2

- Five of Boswell's six made field goals came from 40+ yards in Week 1 at Atlanta. An NFL kicker has made at least five FGs from 40+ yards in the same game on three occasions in League history, and Boswell is now the first to do it twice.

MOST 40+ YARD FG MADE – SINGLE GAME – NFL HISTORY

RANK	KICKER, OPP.	FGM
1.	Chris Boswell at Atlanta, Week 1 of 2024	5
	Chris Boswell at Cincinnati, Week 15 of 2016	5
	Mason Crosby vs. Minnesota, Week 11 of 2015	5

- Boswell added three touchbacks on kickoffs and even registered a 43-yard punt in an emergency situation late in the fourth quarter following an injury to Steelers punter **Cameron Johnston** in Week 1 at Atlanta.
- Since joining the Steelers in 2015, Boswell is 272-of-309 on field goal attempts (88.0%), including 123-of-153 (80.4%) on attempts of 40 yards or longer.
- Boswell ranks second in field goal percentage (88.0%) among all NFL kickers with at least 300 field goal attempts since the 1970 AFL-NFL merger.

BEST NFL FG PCT. – SINCE 1970 (MIN. 300 ATT.)

RANK	KICKER	M-A	FG%
1.	Justin Tucker	417-468	89.1
2.	Chris Boswell	272-309	88.0
3.	Robbie Gould	447-517	86.5
4.	Stephen Gostkowski	392-454	86.3
5.	Matt Bryant	397-464	85.6

- His 88.0 field goal percentage is the best in Steelers history among kickers with at least 200 field goal attempts.

BEST FG PCT. – FRANCHISE HISTORY (MIN. 200 ATT.)

RANK	KICKER, YEARS	M-A	FG%
1.	Chris Boswell, 2015-2024	272-309	88.0
2.	Jeff Reed, 2002-10	204-249	81.9
3.	Gary Anderson, 1982-94	309-395	78.2
4.	Roy Gerela, 1971-78	146-227	64.3

- Boswell is one of three players in team history with at least 200 career field goals.

- Boswell has registered a franchise-record 10 career game-winning field goals (last five min. of the fourth quarter or overtime).

MOST FG MADE – FRANCHISE HISTORY

RANK	KICKER, YEARS	FGM
1.	Gary Anderson, 1982-94	309
2.	Chris Boswell, 2015-2024	272
3.	Jeff Reed, 2002-10	204
4.	Roy Gerela, 1971-78	146
5.	Shaun Suisham, 2010-14	124

- In Week 17 of 2022 against Baltimore, Boswell went 3-of-4 and eclipsed 200 career field goals made in just his 115th game. He tied Dan Carpenter, Graham Gano and Mike Vanderjagt as the fourth-fastest kicker in NFL history to reach that mark.

FASTEST PLAYERS TO REACH 200 FIELD GOALS MADE – NFL HISTORY

RANK	PLAYER	GP	FGM	FGA	PCT.
1.	Justin Tucker	95	200	222	90.1
2.	Harrison Butker	109	201	225	89.3
3.	Dustin Hopkins	114	202	238	84.9
4.	Chris Boswell	115	200	232	86.2
	Dan Carpenter	115	202	239	84.5
	Graham Gano	115	200	247	81.0
	Mike Vanderjagt	115	200	230	87.0

- He has registered 44 career games with three or more field goals made.
- Boswell has connected on four or more field goals in a single game 16 times in his career.
- Has connected on five or more field goals in a regular-season game four times in his career.
- Boswell connected on six or more field goals in a regular-season game three times in his career.

BOZ IN THE CLUTCH

- K **Chris Boswell** has made 81-of-87 field goal attempts in his NFL career in the fourth quarter and overtime.
- Boswell ranks second in field goal percentage (93.1%) in the fourth quarter and overtime among all NFL kickers with at least 75 such field goal attempts since 2000.

4TH QUARTER/OT FG PCT. – NFL – SINCE 2000 (MIN. 75)

RANK	KICKER	M-A	FG%
1.	Stephen Gostkowski	115-123	93.5
2.	Chris Boswell	81-87	93.1
3.	Justin Tucker	134-146	91.8
4.	Josh Brown	92-102	90.2
5.	Ryan Longwell	79-88	89.8

- Boswell has made 37 of 40 career field goals (92.5%) in the final five minutes of regulation and overtime.
- Boswell ranks third in field goal percentage (92.5%) in the final five minutes of regulation and overtime among all NFL kickers with at least 35 such field goal attempts since 2000.

BEST FG PCT. IN FINAL FIVE MINUTES OF 4TH QUARTER/OT – NFL – SINCE 2000 (MIN. 35)

RANK	KICKER	M-A	FG%
1.	Ryan Longwell	39-42	92.9
2.	Justin Tucker	63-68	92.6
3.	Chris Boswell	37-40	92.5
4.	Dustin Hopkins	34-38	89.5
5.	Stephen Gostkowski	41-46	89.1

MOST GAME-WINNING FG IN LAST 5 MINUTES OF 4TH QUARTER/OT – FRANCHISE HISTORY

RANK	KICKER, YEARS	FGM
1.	Chris Boswell, 2015-2024	10
2.	Jeff Reed, 2002-10	9
3.	Gary Anderson, 1982-94	8
4.	Shaun Suisham, 2010-14	7
5.	Norm Johnson, 1995-98	4

BOSWELL GAME-WINNING FG IN LAST 5 MINUTES OF 4TH QUARTER/OT

YD	DATE	OPP	Q	TIME	PRE	POST	FINAL
18	11/08/2015	vs. OAK	4	0:02	35-35	38-35	W, 38-35
35	01/09/2016	at CIN	4	0:14	15-16	18-16	W, 18-16
33	11/12/2017	at IND	4	0:00	17-17	20-17	W, 20-17
53	11/26/2017	vs. GB	4	0:00	28-28	31-28	W, 31-28
38	12/04/2017	at CIN	4	0:00	20-20	23-20	W, 23-20
46	12/10/2017	vs. BAL	4	0:42	36-38	39-38	W, 39-38
37	10/17/2021	vs. SEA	ot	--	20-20	23-20	W, 23-20 (ot)
40	11/08/2021	vs. CHI	4	0:26	26-27	29-27	W, 29-27
36	01/09/2022	at BAL	ot	--	13-13	16-13	W, 16-13 (ot)
53	09/11/2022	at CIN	ot	--	20-20	23-20	W, 23-20 (ot)

- Boswell has made 18 of 21 career field goals (85.7%) in the final two minutes of regulation and overtime (including playoffs).

BOSWELL FG IN LAST 2 MINUTES OF 4TH QUARTER/OT

YD	DATE	OPP	Q	TIME	PRE	POST	FINAL
18	11/08/2015	vs. OAK	4th	0:02	35-35	38-35	W, 38-35
35	01/09/2016	at CIN	4th	0:14	15-16	18-16	W, 18-16
47	01/17/2016	at DEN	4th	0:19	13-23	16-23	L, 16-23
43	09/17/2017	vs. MIN	4th	1:53	23-9	26-9	W, 26-9
33	11/12/2017	at IND	4th	0:00	17-17	20-17	W, 20-17
53	11/26/2017	vs. GB	4th	0:00	28-28	31-28	W, 31-28
38	12/04/2017	at CIN	4th	0:00	20-20	23-20	W, 23-20
46	12/10/2017	vs. BAL	4th	0:42	36-38	39-38	W, 39-38
*42	09/09/2018	at CLE	ot	----	21-21	21-21	T, 21-21 (ot)
*40	12/09/2018	at OAK	4th	0:00	21-24	21-24	L, 21-24
25	12/08/2019	at ARI	4th	1:42	20-17	23-17	W, 23-17
37	10/17/2021	vs. SEA	4th	1:30	17-17	20-17	W, 23-20 (ot)
52	10/17/2021	vs. SEA	ot	----	20-20	23-20	W, 23-20 (ot)
40	11/08/2021	vs. CHI	4th	0:26	26-27	29-27	W, 29-27
36	01/09/2022	at BAL	ot	----	13-13	16-13	W, 16-13 (ot)
*55	09/11/2022	at CIN	ot	----	20-20	20-20	W, 23-20 (ot)
53	09/11/2022	at CIN	ot	----	20-20	23-20	W, 23-20 (ot)
34	09/22/2022	at CLE	4th	1:48	14-23	17-23	L, 17-29
50	12/18/2022	at CAR	4th	1:04	21-13	24-13	W, 24-16
42	10/08/2023	vs. BAL	4th	0:49	14-10	17-10	W, 17-10
25	09/08/2024	at ATL	4th	0:28	15-10	18-10	W, 18-10

*indicates missed field goal

BOZ FROM 50-PLUS

- K **Chris Boswell** has made 43-of-52 (82.7%) field goal attempts in his NFL career from 50 yards or further, including franchise-best 59-yards in Week 9 of 2020 at AT&T Stadium against Dallas and Week 4 of 2022 at Acrisure Stadium against N.Y. Jets.
- He has made 36 of his last 42 field goals from 50 yards or further (two of the misses have come from 62 and 61-yards, respectively).
- Boswell made six consecutive field goals from 50+ yards, which was the second-longest streak in franchise history, before he missed a 62-yard field goal on the final play of the first half in Week 3 vs. L.A. Chargers.
- Boswell made five consecutive field goals from 50+ yards (streak ended in Week 8 of 2023 vs. Jacksonville), which was tied for the second-longest streak in franchise history (he holds the record with nine straight field goals from 50+ yards).
- Boswell actually connected on a 55-yard field goal at the end of the first half vs. Jacksonville, but an offensive off-sides negated and Boswell missed from 61 yards.
- Boswell's most recent streak of five consecutive field goals from 50+ yards ended in Week 12 at Cleveland, which was tied for the third-longest in franchise history.

MOST CONSECUTIVE FG MADE FROM 50+ YARDS – FRANCHISE HISTORY

RANK	KICKER, SPAN	STREAK
1.	Chris Boswell, 11/03/2019 - 12/5/2021	9
2.	Chris Boswell, 12/07/2023 - 09/22/2024	6
3.	Chris Boswell, 09/29/2024 - 11/21/2024	5
	Chris Boswell, 11/16/2017 - 11/08/2018	5
	Chris Boswell, 01/01/2023 - 10/29/2023	5

- Boswell's nine straight made field goals of 50+ yards was tied for the 10th-longest such streak in the NFL since the start of the 1983 season.

MOST CONSECUTIVE FG MADE FROM 50+ YARDS – NFL – SINCE 1983

RANK	KICKER, TEAM (SPAN)	STREAK
1.	Stephen Hauschka, SEA-BUF (9/20/2015-11/19/2017)	13
2.	Robbie Gould, CHI (11/18/2010 - 10/10/2013)	12
	Blair Walsh, MIN (09/09/2012 - 09/29/2013)	12
	Justin Tucker, BAL (12/27/2015 - 12/18/2016)	12
	Matt Prater, DET (01/03/2016 - 09/24/2017)	12
5.	Younghoe Koo, ATL (12/08/2019 - 10/31/2021)	11
	Tony Zendejas, HOU-LAN (11/13/1988 - 10/31/1993)	11
7.	Jason Hanson, DET (11/22/2007 - 11/08/2009)	10
	Jason Sanders, MIA (10/12/2019 - 11/29/2020)	10
	Ryan Longwell, MIN (09/14/2008 - 10/23/2011)	10
10.	Chris Boswell, PIT (11/03/2019 - 12/5/2021)	9
	Adam Vinatieri, IND (10/04/2015 - 10/09/2016)	9
	Justin Tucker, BAL (10/15/2017 - 11/18/2018)	9
	Matt Bryant, ATL (11/11/2010 - 11/10/2013)	9
	Matt Bryant, ATL (11/05/2017 - 11/18/2018)	9

- No kicker made a field goal of at least 50 yards in the first nine seasons of Acrisure Stadium (2001-09). Prior to Boswell joining the Steelers in 2015, Acrisure Stadium witnessed just four field goals of at least 50 yards.
- Boswell has 28 field goals of at least 50 yards at Acrisure Stadium in his career.
- His 43 field goals made from 50-plus yards are the most in Steelers history (Gary Anderson and Jeff Reed shared the previous franchise record with eight).

BEST 50+ YARD FG PCT. – FRANCHISE HISTORY (MIN. 15 ATT.)

RANK	PLAYER	FG-FGA	PCT.
1.	Chris Boswell	43-52	82.7
2.	Jeff Reed	8-17	47.1
3.	Gary Anderson	8-27	29.6

- His 82.7 field goal percentage on field goal attempts of 50 yards is the best in the NFL since the 1970 AFL-NFL merger (min. 50 field goal attempts of 50 yards).

BEST 50+ YARD FG PCT. – NFL – SINCE 1970 (MIN. 50 ATT.)

RANK	PLAYER	FG-FGA	PCT.
1.	Chris Boswell	43-52	82.7
2.	Matt Prater	81-108	75.0
	Ka'imi Fairbairn	42-56	75.0
4.	Robbie Gould	36-51	70.6
5.	Phil Dawson	42-60	70.0

- Boswell now has converted on the nine longest field goals in franchise history.

LONGEST FG – FRANCHISE HISTORY

RANK	PLAYER (DATE, OPP.)	FG
1.	Chris Boswell (10/02/22 vs. N.Y. Jets)	59
	Chris Boswell (11/08/20 at Dallas)	59
3.	Chris Boswell (11/17/24 vs. Baltimore)	57
	Chris Boswell (09/08/24 at Atlanta)	57
	Chris Boswell (09/26/23 at Las Vegas)	57
6.	Chris Boswell (09/08/24 at Atlanta)	56
	Chris Boswell (12/07/23 vs. New England)	56
	Chris Boswell (09/19/21 vs. Las Vegas)	56
9.	Chris Boswell (10/16/22 vs. Tampa Bay)	55
	Gary Anderson (11/25/84 vs. San Diego)	55
	Kris Brown (10/14/01 at Kansas City)	55

LONGEST FG – ACRISURE STADIUM HISTORY

RANK	PLAYER, TEAM (DATE, OPP.)	FG
1.	Chris Boswell, Pittsburgh (10/02/22 vs. N.Y. Jets)	59
2.	Chris Boswell, Pittsburgh (11/17/24 vs. Baltimore)	57
3.	Chris Boswell, Pittsburgh (12/07/23 vs. New England)	56
	Chris Boswell, Pittsburgh (09/19/21 vs. Las Vegas)	56
5.	Chris Boswell, Pittsburgh (10/16/22 vs. Tampa Bay)	55
6.	Chris Boswell, Pittsburgh (12/08/24 vs. Cleveland)	54
	Chris Boswell, Pittsburgh (11/08/21 vs. Chicago)	54
8.	Chris Boswell, Pittsburgh (12/05/21 vs. Baltimore)	53
	Chris Boswell, Pittsburgh (11/26/17 vs. Green Bay)	53
	Dan Bailey, Dallas (11/13/16 at Pittsburgh)	53
11.	Chris Boswell, Pittsburgh (09/18/23 vs. Cleveland)	52
	Chris Boswell, Pittsburgh (09/18/22 vs. New England)	52
	Chris Boswell, Pittsburgh (11/08/21 vs. Chicago)	52
	Chris Boswell, Pittsburgh (10/17/21 vs. Seattle)	52
	Chris Boswell, Pittsburgh (12/10/17 vs. Baltimore)	52
	Jeff Reed, Pittsburgh (09/12/10 vs. Atlanta)	52
	Justin Tucker, Baltimore (10/01/15 at Pittsburgh)	52

- Boswell made 13 field goals of 50 yards or longer in 2024, which was tied for the second-most in the NFL.

MOST 50+ YARD FIELD GOALS – 2024

RANK	KICKER	FGM
1.	Brandon Aubrey	14
2.	Chris Boswell	13
	Ka'imi Fairbairn	13
4.	Jason Sanders	12
5.	Cameron Dicker	9
	Jason Myers	9

- Boswell has made 34 field goals of 50 yards or longer since the start of the 2021 season, which is the most in the NFL over the span.

MOST 50+ YARD FIELD GOALS – NFL – SINCE 2021

RANK	KICKER	FGM
1.	Chris Boswell	34
2.	Ka'imi Fairbairn	28
	Chase McLaughlin	28
4.	Daniel Carlson	25
5.	Evan McPherson	24
	Brandon Aubrey	24

BLOCK LEADER BY MILES

- Miles Killebrew** blocked a Baltimore punt with 11:12 remaining in the fourth quarter that resulted in a safety and cut the Steelers deficit to 10-5 in Week 5.
- It was the first blocked punt for Pittsburgh since Week 11 at L.A. Chargers (Nov. 21, 2021). Killebrew registered that blocked punt as well.
- Killebrew “blocked” a New England punt early in the fourth quarter that set up a Pittsburgh scoring drive that cut the Patriots deficit to 21-18 in Week 14 (the punt went past the line of scrimmage so not officially a blocked punt).
- In fact, Killebrew signed with the Steelers in 2021, and his three blocked punts are tied for the most by any team in the League, let alone individual player.
- Killebrew leads the NFL with three punts blocked since the start of the 2021 season.
- His four career blocked punts are tied for the most by any active player in the League.

THE JOURNEY OF A THOUSAND MILES BEGINS WITH ONE STEP

- The total distance traveled by all NFL teams during the regular season will be 597,408 miles.
- The teams from the NFC West (95,699) have the highest combined mileage total of all divisions.
- The remaining division totals ranking from highest to lowest are the AFC East (90,047), AFC West (86,537), NFC North (75,125), NFC East (70,894), AFC South (64,935), NFC South (62,091) and AFC North (52,080).
- The total distance traveled by Pittsburgh during the regular season will be 12,047 miles, which is the fourth-fewest in the League.

FEWEST MILES TRAVELED – 2024

RANK	TEAM	MILES
1.	Washington Commanders	10,550
2.	Cincinnati Bengals	10,611
3.	Indianapolis Colts	11,497
4.	Pittsburgh Steelers	12,047
5.	Atlanta Falcons	12,416

STEELERS 2024 TEAM CAPTAINS

- The Steelers selected four players to serve as team captains for the 2023 season determined by a vote of their teammates.
- QB **Russell Wilson** was selected to serve as offensive captain, DT **Cameron Heyward** and LB **T.J. Watt** were picked to serve as defensive captains and S **Miles Killebrew** was chosen to serve as the special teams captain.
- Heyward was selected as a captain for the 10th consecutive year (2015-24).
- Only two players in franchise history have been selected captain more than Heyward -- Ben Roethlisberger (13) and Sam Davis (11).
- Watt was named captain for the fourth time in his career (2020, 2022-24).
- Killebrew was named captain for the third time (2022-24).
- Wilson was named a captain for the 12th consecutive year, first time with Pittsburgh. He was a nine-time captain in Seattle (2013-21) and two-time captain in Denver (2022-23).

LONGEST TENURED STEELERS

- There are currently three Steelers who have played at least 100 regular-season games for the franchise. DT **Cameron Heyward** leads the roster with 211 regular-season games played and K **Chris Boswell** is next with 150 regular season-games played in a Steelers uniform. LB **T.J. Watt** has played in 121 regular-season games in his career.

POS.	PLAYER	GP WITH STEELERS
DT	Cameron Heyward	211
K	Chris Boswell	150
LB	T.J. Watt	121

OWNERSHIP OF 90+ YEARS

- The Steelers are one of only three current NFL franchises that have been owned by the same individual family for over 90 years.

OWNERSHIP	TEAM	YEARS
Halas Family	Chicago Bears	103
Bidwill Family	Arizona Cardinals	92
Rooney Family	Pittsburgh Steelers	91
Hunt Family	Kansas City Chiefs	65
Adams Family	Tennessee Titans	65

STEELERS SCHEDULE

- Pittsburgh is 424-352-12 (.546) in regular-season games against the opponents on its 2024 schedule.

STEELERS VS. 2024 REGULAR-SEASON FOES

TEAM	RECORD	LAST TIME	DATE
Atlanta Falcons	16-2-1	W, 18-10	09/08/2024
Denver Broncos	11-15-1	W, 13-6	09/15/2024
L.A. Chargers	24-9	W, 20-10	09/22/2024
Indianapolis Colts	28-11	L, 24-27	09/29/2024
Dallas Cowboys	14-17	L, 17-20	10/06/2024
Las Vegas Raiders	13-14	W, 32-13	10/13/2024
N.Y. Jets	19-7	W, 37-15	10/20/2024
N.Y. Giants	32-44-3	W, 26-18	10/28/2024
Washington Commanders	34-43-3	W, 28-27	11/10/2024
Baltimore Ravens	33-25	L, 17-34	12/21/2024
Cleveland Browns	80-63-1	W, 27-14	12/08/2024
Cincinnati Bengals	69-40	L, 17-19	01/04/2025
Philadelphia Eagles	29-49-3	L, 13-27	12/15/2024
Kansas City Chiefs	22-13	L, 10-29	12/25/2024
Total	424-352-12	L, 17-19 (vs. CIN)	01/04/2025

INSIDE THE SCHEDULE

- Pittsburgh was one of four teams that started the season with back-to-back road games: Las Vegas, L.A. Rams and N.Y. Jets.
- The Steelers are the only one of the four teams with back-to-back road games to open the season 2-0.
- The Steelers opened the season with back-to-back road games for the first time since 2001.
- Pittsburgh is one of five teams that finish the season with back-to-back home games: L.A. Rams, New England, Philadelphia and Tampa Bay.
- After opening the home season against the L.A. Chargers in Week 3, the Steelers go back on the road to play Indianapolis in Week 4 – the first time since 2017 they have played three of their first four games on the road.
- Pittsburgh does not play a division opponent until a Week 11 home game against Baltimore. That is the latest they have faced a division opponent for the first time since the 1970 merger.
- The Steelers' Week 17 Christmas Day home game against the Chiefs marks the first time that Pittsburgh will play a reigning Super Bowl champion at home since Week 15 of the 2017 season.



MIKE HEAD COACH TOMLIN

YEARS WITH STEELERS: 18

NFL EXPERIENCE: 23



TOMLIN AMONG THE BEST

- **Mike Tomlin** has led Pittsburgh to a 183-107-2 (.630) record in the regular season since becoming the team's head coach in 2007.
- Tomlin ranks eighth in NFL history with a regular-season record of 76 games over .500.

MOST GAMES ABOVE .500 BY HEAD COACH – NFL HISTORY

RANK	COACH	GAMES > .500
1.	Don Shula, 1963-95	172
2.	George Halas, 1920-67	170
3.	Bill Belichick, 1991-2023	137
4.	Andy Reid, 1991-2024	127
5.	Paul Brown, 1946-1975	109
6.	Curly Lambeau, 1921-1953	94
7.	Tom Landry, 1960-88	88
8.	Mike Tomlin, 2007-24	76
9.	Marty Schottenheimer, 1984-2006	74
10.	John Madden, 1969-78	71

- Tomlin, Bill Belichick, Andy Reid and Marty Schottenheimer are the only coaches in NFL history with career records of 70 or more games over .500 not in the Pro Football Hall of Fame.
- His 183 regular-season wins are the third-most in the NFL since 2007.

NFL HEAD COACH RECORDS – SINCE 2007

RANK	COACH	RECORD	PLAYOFF APPS.	SUPER BOWL APPS.
1.	Bill Belichick	191-84	13	6
2.	Andy Reid	193-98-1	13	2
3.	Mike Tomlin	183-107-2	12	2
4.	John Harbaugh	172-104	12	1
5.	Mike McCarthy	166-104-2	12	1

- His 183 regular-season wins are the second-most among active coaches in the NFL.

MOST WINS – ACTIVE COACH

RANK	COACH	WINS
1.	Andy Reid	273
2.	Mike Tomlin	183
3.	Mike McCarthy	174
4.	John Harbaugh	172
5.	Sean Payton	170

- His 183 regular-season wins are the 11th-most in NFL history.

MOST WINS BY HEAD COACH – NFL HISTORY

RANK	COACH	WINS
8.	Chuck Noll	193
9.	Dan Reeves	190
10.	Chuck Knox	186
11.	Mike Tomlin	183

- His 183 regular-season wins are the ninth-most since the 1970 AFL-NFL merger.

MOST WINS BY HEAD COACH – SINCE 1970

RANK	COACH	WINS
1.	Bill Belichick	302
2.	Andy Reid	273
3.	Don Shula	257
4.	Marty Schottenheimer	200
5.	Chuck Noll	192
6.	Dan Reeves	190
7.	Chuck Knox	186
8.	Tom Landry	183
9.	Mike Tomlin	183
10.	Mike McCarthy	174

- His .630 regular-season win percentage is the ninth-best in NFL history (min. 150 games).

HEAD COACH WIN PCT. – NFL HISTORY (MIN. 150)

RANK	COACH	W	L	T	WIN PCT.
1.	George Allen	116	47	5	.712
2.	George Halas	318	148	31	.682
3.	Don Shula	328	156	6	.677
4.	Tony Dungy	139	69	0	.668
5.	Andy Reid	273	146	1	.651
6.	George Seifert	114	62	0	.648
7.	Bill Belichick	302	165	0	.647
8.	Curly Lambeau	226	132	22	.631
9.	Mike Tomlin	183	107	2	.630
10.	Paul Brown	166	100	6	.624

- His .630 regular-season win percentage is the seventh-best in since the 1970 AFL-NFL merger (min. 150 games).

HEAD COACH WIN PCT. – SINCE 1970 (MIN. 150)

RANK	COACH	W	L	T	WIN PCT.
1.	Tony Dungy	139	69	0	.668
2.	Don Shula	257	133	2	.659
3.	Tom Landry	183	97	0	.654
4.	Andy Reid	273	146	1	.651
5.	George Seifert	114	62	0	.648
6.	Bill Belichick	302	165	0	.647
7.	Mike Tomlin	183	107	2	.630
8.	Bud Grant	135	80	2	.627
9.	Bill Cowher	149	90	1	.623
	John Harbaugh	172	104	0	.623

- His .630 regular-season win percentage is the second-best among active NFL head coaches (min. 150 games).

BEST WIN PCT. – ACTIVE COACH (MIN. 150)

RANK	COACH	W	L	T	WIN PCT.
1.	Andy Reid	273	146	1	.651
2.	Mike Tomlin	183	107	2	.630
3.	John Harbaugh	172	104	0	.623
4.	Sean Payton	170	105	0	.618
5.	Mike McCarthy	174	112	2	.608

CONTROLLING THE NORTH

- **Mike Tomlin** is 73-34-1 (.681) in the regular season against AFC North opponents during his career.
- Tomlin's 73 wins against the AFC North are the most by any head coach since the AFC North was adopted when the NFL realigned divisions in 2002.

MOST AFC NORTH WINS

RANK	COACH	WINS
1.	Mike Tomlin	73
2.	John Harbaugh	60
3.	Marvin Lewis	49
4.	Bill Belichick	33
5.	Andy Reid	23

- Tomlin's .681 regular-season win percentage against the AFC North is the third-best by any head coach since the AFC North was adopted when the NFL realigned divisions in 2002 (min. 25 games).

BEST WIN PCT. VS. AFC NORTH (MIN. 25)

RANK	COACH	W	L	T	WIN PCT.
1.	Bill Belichick	33	10	0	.767
2.	Bill Cowher	21	9	0	.700
3.	Mike Tomlin	73	34	1	.681
4.	Andy Reid	23	12	1	.653
5.	John Harbaugh	60	42	0	.588

- Tomlin's .681 regular-season intradivision win percentage is the third-best in the League since the 1970 AFL-NFL merger (min. 75 games).

BEST INTRADIVISION WIN PCT. – SINCE 1970 (MIN. 75)

RANK	COACH	W	L	T	WIN PCT.
1.	Bud Grant	69	31	1	.688
2.	Tom Landry	101	46	0	.687
3.	Mike Tomlin	73	34	1	.681
4.	Mike McCarthy	71	33	2	.679
5.	Andy Reid	108	54	0	.667

- Tomlin has finished with a .500 or better record against AFC North opponents during the regular season in 17 of his 18 NFL seasons, including winning at least four games in 12 campaigns.

TOMLIN VS. AFC NORTH

SEASON	RECORD	SEASON	RECORD
2024	3-3	2015	3-3
2023	5-1	2014	4-2
2022	3-3	2013	4-2
2021	4-2	2012	3-3
2020	4-2	2011	4-2
2019	3-3	2010	5-1
2018	4-1-1	2009	2-4
2017	6-0	2008	6-0
2016	5-1	2007	5-1

TOMLIN VS. AFC

- During his career, **Mike Tomlin's** regular-season record against the AFC is 134-81-1 (.623).
- Tomlin's 134 regular-season wins against the AFC are the sixth-most in the League since the 1970 AFL-NFL merger.

MOST WINS VS. AFC – SINCE 1970

RANK	COACH	WINS
1.	Bill Belichick	227
2.	Don Shula	190
3.	Chuck Noll	147
4.	Marty Schottenheimer	142
5.	Andy Reid	136
6.	Mike Tomlin	134
7.	John Harbaugh	123
8.	Mike Shanahan	116
9.	Bill Cowher	115
10.	Marv Levy	112

- Tomlin's .623 regular-season win percentage against the AFC is the seventh-best in the League since the 1970 AFL-NFL merger (min. 100 games).

BEST WIN PCT. VS. AFC – SINCE 1970 (MIN. 100)

RANK	COACH	W	L	T	WIN PCT.
1.	Tony Dungy	79	29	0	.731
2.	John Madden	70	26	5	.724
3.	Andy Reid	136	63	1	.682
4.	Bill Belichick	227	121	0	.652
5.	Don Shula	190	111	2	.631
6.	Bill Cowher	115	68	0	.628
7.	Mike Tomlin	134	81	1	.623
8.	John Harbaugh	123	81	0	.603
9.	Marty Schottenheimer	142	95	1	.599
10.	Chuck Noll	147	105	1	.583

- Tomlin's 134 regular-season wins against the AFC are the second-most in the NFL since 2007.

MOST WINS VS. AFC – SINCE 2007

RANK	COACH	WINS
1.	Bill Belichick	145
2.	Mike Tomlin	134
3.	John Harbaugh	123
4.	Andy Reid	119
5.	Marvin Lewis	71

- Tomlin's .623 regular-season win percentage against the AFC is the third-best since 2007.

BEST WIN PCT. VS. AFC – SINCE 2007 (MIN. 100)

RANK	COACH	W	L	T	WIN PCT.
1.	Bill Belichick	145	59	0	.711
2.	Andy Reid	119	48	1	.711
3.	Mike Tomlin	134	81	1	.623
4.	John Harbaugh	123	81	0	.603
5.	Gary Kubiak	55	50	0	.524

- Tomlin's regular-season home record against the AFC is 75-33 (.694).
- Tomlin's 75 regular-season home wins against the AFC are the fifth-most in the League since the 1970 AFL-NFL merger.

MOST HOME WINS VS. AFC – SINCE 1970

RANK	COACH	WINS
1.	Bill Belichick	126
2.	Don Shula	110
3.	Chuck Noll	91
4.	Marty Schottenheimer	84
5.	Mike Tomlin	75
6.	Andy Reid	71
7.	John Harbaugh	71
8.	Mike Shanahan	68
9.	Chuck Knox	67
10.	Bill Cowher	64
	Dan Reeves	64
	Marv Levy	64

- Tomlin's .694 regular-season home win percentage against the AFC is the eighth-best in the League since the 1970 AFL-NFL merger (min. 75 games).

BEST HOME WIN PCT. VS. AFC – SINCE 1970 (MIN. 75)

RANK	COACH	W	L	T	WIN PCT.
1.	Don Shula	110	41	1	.727
2.	Bill Belichick	126	48	0	.724
3.	Chuck Noll	91	36	0	.717
4.	Chuck Knox	67	27	0	.713
5.	Marty Schottenheimer	84	34	0	.712
6.	Bill Cowher	64	26	0	.711
7.	Andy Reid	71	29	0	.710
8.	Dan Reeves	64	28	0	.696
	John Harbaugh	71	31	0	.696
10.	Mike Tomlin	75	33	0	.694

- Tomlin's regular-season road record against the AFC is 59-48-1 (.551).
- Tomlin's 59 regular-season road wins against the AFC are the fourth-most in the League since the 1970 AFL-NFL merger.

MOST ROAD WINS VS. AFC – SINCE 1970

RANK	COACH	WINS
1.	Bill Belichick	101
2.	Don Shula	80
3.	Andy Reid	65
4.	Mike Tomlin	59
5.	Marty Schottenheimer	58
6.	Chuck Noll	56
7.	John Harbaugh	52
8.	Bill Cowher	51
9.	Jeff Fisher	49
10.	Mike Shanahan	48
	Marv Levy	48

- Tomlin's .551 regular-season road win percentage against the AFC is the fifth-best in the League since the 1970 AFL-NFL merger (min. 75 games).

BEST ROAD WIN PCT. VS. AFC – SINCE 1970 (MIN. 75)

RANK	COACH	W	L	T	WIN PCT.
1.	Andy Reid	65	34	1	.655
2.	Bill Belichick	101	73	0	.580
3.	Mike Tomlin	59	48	1	.551
4.	Bill Cowher	51	42	0	.548
5.	Don Shula	80	70	1	.533
6.	John Harbaugh	52	50	0	.510
7.	Marty Schottenheimer	58	61	1	.487
8.	Mike Shanahan	48	52	0	.480
	Marv Levy	48	52	0	.480
10.	Jeff Fisher	49	59	0	.454

- Including the postseason, Tomlin has a .610 win percentage (141-90-1) against the AFC during his 18 years.

TOMLIN AWAY FROM ACRISURE STADIUM

- Mike Tomlin has guided Pittsburgh to a 81-64-1 (.558) regular-season road record.
- Tomlin earned his 75th regular-season road win in Week 17 of 2023 at Seattle. He is the only head coach in franchise history with 75 or more regular-season road wins.
- Tomlin has led Pittsburgh to at least four road wins in 12 of his first 18 seasons as the team's head coach and five road wins in 10 of his 18 at the helm.
- Tomlin's 81 regular-season road wins are the eighth-most in NFL history.

MOST ROAD WINS – NFL HISTORY

RANK	COACH	WINS
1.	Don Shula	145
2.	Bill Belichick	138
3.	George Halas	136
4.	Andy Reid	134
5.	Tom Landry	112
6.	Curly Lambeau	101
7.	Marty Schottenheimer	85
8.	Mike Tomlin	81
9.	Jeff Fisher	80
	Sean Payton	80

- Tomlin's 81 regular-season road wins are tied for the fifth-most since the 1970 AFL-NFL merger.

MOST ROAD WINS – SINCE 1970

RANK	COACH	WINS
1.	Bill Belichick	138
2.	Andy Reid	134
3.	Don Shula	111
4.	Marty Schottenheimer	85
5.	Mike Tomlin	81
	Tom Landry	81
7.	Jeff Fisher	80
	Sean Payton	80
9.	Tom Coughlin	78
10.	Bill Parcells	75
	Dan Reeves	75

- Tomlin's .558 regular-season road win percentage is the ninth-best in NFL history (min. 100 games).

BEST ROAD WIN PCT. – NFL HISTORY (MIN. 100)

RANK	COACH	W	L	T	WIN PCT.
1.	Andy Reid	134	75	1	.640
2.	George Halas	136	87	11	.610
3.	Don Shula	145	97	3	.599
4.	Bill Belichick	138	95	0	.592
5.	Tony Dungy	61	43	0	.587
6.	Sean Payton	80	58	0	.580
7.	Curly Lambeau	101	77	13	.567
8.	Paul Brown	74	57	5	.565
9.	Bud Grant	71	56	2	.559
10.	Mike Tomlin	81	64	1	.558

- Tomlin's .558 regular-season road win percentage is the seventh-best in since the 1970 AFL-NFL merger (min. 100 games).

BEST ROAD WIN PCT. – SINCE 1970 (MIN. 100)

RANK	COACH	W	L	T	WIN PCT.
1.	Andy Reid	134	75	1	.640
2.	Bill Belichick	138	95	0	.592
3.	Tony Dungy	61	43	0	.587
4.	Sean Payton	80	58	0	.580
5.	Tom Landry	81	59	0	.579
6.	Don Shula	111	85	1	.566
7.	Mike Tomlin	81	64	1	.558
8.	Bud Grant	60	47	1	.560
9.	Joe Gibbs	69	56	0	.552
10.	Bill Cowher	64	56	0	.533

- Tomlin's 81 regular-season road wins are the second-most among active head coaches.

MOST ROAD WINS – ACTIVE COACH

RANK	COACH	WINS
1.	Andy Reid	134
2.	Mike Tomlin	81
3.	Sean Payton	80
4.	Mike McCarthy	74
5.	John Harbaugh	73

- Tomlin's .558 regular-season road win percentage is the third-best among active head coaches (min. 100 games).

BEST ROAD WIN PCT. – ACTIVE COACH (MIN. 100)

RANK	COACH	W	L	T	WIN PCT.
1.	Andy Reid	134	75	1	.640
2.	Sean Payton	80	58	0	.580
3.	Mike Tomlin	81	64	1	.558
4.	John Harbaugh	73	65	0	.529
5.	Mike McCarthy	74	70	0	.514

- Tomlin's 81 regular-season road wins are the third-most in the NFL since the start of the 2007 season.

MOST ROAD WINS – SINCE 2007

RANK	COACH	WINS
1.	Andy Reid	95
2.	Bill Belichick	87
3.	Mike Tomlin	81
4.	Sean Payton	74
5.	John Harbaugh	73

- Tomlin's .558 regular-season road win percentage is the fourth-best in the NFL since the start of the 2007 season (min. 100 games).

BEST ROAD WIN PCT. – SINCE 2007 (MIN. 100)

RANK	COACH	W	L	T	WIN PCT.
1.	Andy Reid	95	50	1	.654
2.	Bill Belichick	87	50	0	.635
3.	Sean Payton	74	56	0	.569
4.	Mike Tomlin	81	64	1	.558
5.	Pete Carroll	60	53	1	.531

- Including the postseason, Tomlin has a .546 road win percentage (83-69-1) during his 18 years.

TOMLIN IN ONE-SCORE GAMES

- Mike Tomlin has guided Pittsburgh to a 104-64-2 (.618) record in regular-season games decided by one score (eight points or less).
- Tomlin's 104 regular-season wins in games decided by one score (eight points or less) are the fifth-most in the League since the 1970 AFL-NFL merger.

MOST WINS IN ONE-SCORE GAMES – SINCE 1970

RANK	COACH	WINS
1.	Andy Reid	121
2.	Bill Belichick	120
3.	Don Shula	106
4.	Dan Reeves	105
5.	Mike Tomlin	104

- Tomlin's .618 regular-season win percentage in games decided by one score (eight points or less) is the second-best in the NFL since the 1970 AFL-NFL merger (min. 100 games).

BEST WIN PCT. IN ONE-SCORE GAMES – SINCE 1970 (MIN. 100)

RANK	COACH	W	L	T	WIN PCT.
1.	Tony Dungy	67	42	0	.615
2.	Mike Tomlin	104	65	2	.614
3.	Don Shula	106	67	2	.612
4.	Marty Schottenheimer	98	66	1	.597
5.	Bud Grant	67	45	2	.596

- Tomlin's 104 regular-season wins in games decided by one score (eight points or less) are the most in the NFL since 2007.

MOST WINS IN ONE-SCORE GAMES – SINCE 2007

RANK	COACH	WINS
1.	Mike Tomlin	104
2.	Andy Reid	89
3.	John Harbaugh	76
4.	Mike McCarthy	71
5.	Bill Belichick	69

- Tomlin's .614 regular-season win percentage in games decided by one score (eight points or less) is the best in the NFL since 2007 (min. 100 games).

BEST WIN PCT. IN ONE-SCORE GAMES – SINCE 2007 (MIN. 100)

RANK	COACH	W	L	T	WIN PCT.
1.	Mike Tomlin	104	65	2	.614
2.	Bill Belichick	69	50	0	.580
3.	Andy Reid	89	67	1	.570
4.	Sean Payton	64	58	0	.525

TOMLIN GETS TO 31

- Mike Tomlin** is one of two active NFL head coaches with over 175 wins and one of five active NFL head coaches to defeat at least 31 current NFL franchises.
- Tomlin has registered wins against 31 of the 32 NFL teams (lone exception is Pittsburgh).
- Tomlin became the 14th head coach in NFL history to accomplish that feat.
- Four of the 15 head coaches to defeat 31 of the current NFL franchises, Tomlin, **Bill Cowher**, Marvin Lewis and Sean Payton, only coached with one team.

MOST DIFFERENT CURRENT FRANCHISES DEFEATED

Regular Season Only		
Coach	Teams Defeated	Teams Missing
Bill Belichick	32	
Tony Dungy	32	
John Fox	32	
Bill Parcells	32	
Andy Reid	32	
Mike Shanahan	32	
Mike Tomlin	31	Steelers
Bruce Arians	31	Steelers
Pete Carroll	31	Seahawks
Bill Cowher	31	Steelers
John Harbaugh	31	Ravens
Mike Holmgren	31	Washington
Marvin Lewis	31	Bengals
Sean Payton	31	Saints
Marty Schottenheimer	31	Ravens
Ron Rivera	31	Chiefs
Mike McCarthy	31	Packers
Tom Coughlin	30	Chargers, Colts
Jeff Fisher	30	Chargers, Titans
Joe Gibbs	30	Ravens, Washington
Wade Phillips	30	Broncos, Cowboys
George Seifert	30	Jaguars, Texans
Dick Vermeil	30	Chiefs, Eagles

*indicates active coach

WINNING RECORD IN FIRST 18 SEASONS

- Mike Tomlin** secured his 18th straight non-losing season with the Steelers' ninth win in 2024, a 44-38 win at Cincinnati in Week 13, a streak dating back to his first season as the team's head coach in 2007.
- Tomlin is the only head coach in NFL history to begin a head coaching tenure with at least 18 consecutive non-losing seasons.

MOST CONSECUTIVE NON-LOSING SEASONS TO BEGIN CAREER

RANK	HEAD COACH	YEARS	SEASONS
1.	Mike Tomlin	2007-24	18
2.	Marty Schottenheimer	1984-97	14
3.	Don Shula	1963-75	13
4.	George Allen	1966-77	12
	Curly Lambeau	1921-32	12

- Tomlin has led the Steelers to a .500-or-better record in each of his 18 seasons as head coach. That is the third-longest streak of .500-or-better seasons by a head coach in NFL history.

MOST CONSECUTIVE NON-LOSING SEASONS IN NFL HISTORY

RANK	HEAD COACH	YEARS	SEASONS
1.	Tom Landry	1965-85	21
2.	Bill Belichick	2001-19	19
3.	Mike Tomlin	2007-24	18
4.	George Halas	1933-51	16

RACE TO 175

- With victory at Denver in Week 2 of 2024, **Mike Tomlin** became the 11th head coach in NFL history to reach 175 career wins.
- Tomlin registered 175 wins in 277 games coached, which was the fifth-fewest games coached in League history to reach 175 wins.

FEWEST GAMES COACHED TO 175 CAREER WINS

RANK	COACH	GAMES
1.	Don Shula	241
2.	George Halas	255
3.	Curly Lambeau	263
4.	Bill Belichick	272
5.	Mike Tomlin	277

TOMLIN IN HIS FIRST 275 CAREER NFL GAMES

- Mike Tomlin** became the 16th, second active, and 14th since the 1970 AFL-NFL merger, head coach in NFL history to coach in 275 regular-season games.

MOST REGULAR-SEASON GAMES – SINCE 1970

RANK	COACH	GAMES
1.	Bill Belichick	467
2.	Andy Reid	420
3.	Don Shula	392
4.	Dan Reeves	357
5.	Jeff Fisher	339
6.	Chuck Knox	334
7.	Chuck Noll	328
8.	Marty Schottenheimer	327
9.	Tom Coughlin	320
10.	Mike Shanahan	308
11.	Bill Parcells	303
12.	Mike Tomlin	292
13.	Pete Carroll	291
14.	Mike McCarthy	288
15.	Tom Landry	280

- Tomlin also became the fourth head coach to coach in 275 regular-season games with one team since the 1970 AFL-NFL merger.

MOST REGULAR-SEASON GAMES – ONE TEAM – SINCE 1970

RANK	COACH, TEAM	GAMES
1.	Bill Belichick, New England Patriots	387
2.	Chuck Noll, Pittsburgh Steelers	328
3.	Mike Tomlin, Pittsburgh Steelers	292
4.	Tom Landry, Dallas Cowboys	280
5.	Jeff Fisher, Tennessee Titans	262

- Tomlin's 173 regular-season wins in his first 275 games are the fifth-most in NFL history.

MOST REGULAR-SEASON WINS – FIRST 275 GAMES – NFL HISTORY

RANK	COACH	WINS
1.	Don Shula	195
2.	George Halas	190
3.	Curly Lambeau	185
4.	Bill Belichick	176
5.	Mike Tomlin	173

- Tomlin's 173 regular-season wins in his first 275 games are the second-most since the 1970 AFL-NFL merger.

MOST REGULAR-SEASON WINS – FIRST 275 GAMES – SINCE 1970

RANK	COACH	WINS
1.	Bill Belichick	176
2.	Mike Tomlin	173
3.	Mike McCarthy	169
4.	Chuck Knox	166
5.	Andy Reid	164

AMONG COACHES IN FIRST 18 YEARS

- Mike Tomlin** earned his 183rd regular-season victory in Week 14 of 2024 vs. Cleveland, and accumulated a 183-107-2 regular-season record in his first 18 seasons as a head coach in the NFL (2007-24).
- Tomlin's 183 regular-season wins are tied for the second-most in a coach's first 18 career seasons.

MOST WINS – FIRST 18 SEASONS

RANK	COACH	YEARS	WINS
1.	Bill Belichick	1991-95, 2000-12	187
1.	Mike Tomlin	2007-24	183
	Don Shula	1963-80	183
4.	Mike McCarthy	2006-18, 2020-24	174
5.	Andy Reid	1999-2016	173

- Tomlin's .630 regular-season win percentage is the fifth-best by a head coach in his first 18 career seasons.

BEST WIN PCT. – FIRST 18 SEASONS

RANK	COACH	YEARS	WIN PCT.
1.	George Halas	1920-29, 1933-40	.746 (153-52-23)
2.	Don Shula	1963-80	.723 (183-70-5)
3.	Curly Lambeau	1921-38	.704 (138-58-17)
4.	Bill Belichick	1991-95, 2000-12	.649 (187-101)
5.	Mike Tomlin	2007-24	.630 (183-107-2)

TOMLIN'S RECORD WHEN			
Overall	183	107	2
Home	102	43	1
Away	81	64	1
In overtime	9	7	2
Grass	143	79	2
Turf	40	28	0
Indoors	17	9	0
Outdoors	166	97	2
AFC	133	81	1
AFC North	73	34	1
AFC East	16	20	0
AFC South	25	11	0
AFC West	20	16	0
NFC	49	26	1
NFC North	10	6	1
NFC East	12	9	0
NFC South	13	4	0
NFC West	14	7	0
Playoffs	8	10	0
Wild Card	2	6	0
Divisional	3	2	0
Title Game	2	1	0
Super Bowl	1	1	0
On Sunday Night Football	21	15	0
On Monday Night Football	21	3	0
On Thursday Night Football	9	11	0
On Saturday	4	3	0
On Sunday at 1 p.m. ET	97	44	2
On Sunday at 4:25 p.m. ET	30	28	1
In September	33	27	1
In October	47	22	0
In November	46	24	1
In December	48	32	0
In January	10	2	0
Coming off a loss	64	39	0
Coming off a win	107	60	1
Coming off a tie	0	2	0
Opponent Coming off a loss	78	53	1
Opponent Coming off a win	92	48	0
Opponent Coming off a tie	1	0	0
Coming off a Bye	14	4	0
Opponent coming off a Bye	10	7	1
Scoring first	115	37	2
Opponent scores first	68	70	2
Leading at any point	181	59	2
Trailing at any point	112	106	1
Leading at halftime	125	22	1
Tied at halftime	15	9	1
Trailing at halftime	43	76	0
Decided by 3 points or fewer	39	34	2
Decided by 7 points or fewer	94	63	2
Decided by 8 pts or fewer	104	63	2
*Opp. Missed Playoffs	133	44	2
*Opp. Lost Wild Card	20	18	0
*Opp. Lost Divisional Playoff	16	20	0
*Opp. Lost Title Game	10	14	0
*Opp. Lost Super Bowl	1	7	0
*Opp. Won Super Bowl	3	3	0

TOMLIN'S RECORD WHEN			
Leading after three quarters	136	18	1
Tied after three quarters	13	8	0
Trailing after three quarters	34	81	1
Scoring 40+ points	12	0	0
Scoring 30-39 points	41	9	0
Scoring 20-29 points	93	30	1
Scoring 0-19 points	37	68	1
Allowing 40+ points	0	5	0
Allowing 30-39 points	6	29	0
Allowing 20-29 points	48	55	1
Allowing 0-19 Points	129	18	1
3 days rest	8	11	0
4 days rest	1	1	0
5 days rest	16	9	1
6 days rest	98	67	0
7 days rest	20	2	0
8 days rest	0	1	0
9 days rest	13	5	0
10 days rest	2	1	0
12 days rest	1	1	0
13 days rest	11	3	0
14 days rest	2	0	0
Opp. 3 days rest	8	11	0
Opp. 5 days rest	13	10	0
Opp. 6 days rest	111	62	0
Opp. 7 days rest	19	3	0
Opp. 8 days rest	1	0	0
Opp. 9 days rest	8	7	0
Opp. 10 days rest	2	1	0
Opp. 13 days rest	8	7	1
Opp. 14 days rest	2	0	0
Outrushing opponent	131	30	0
Getting outrushed	51	77	2
Rushing Yards tied	1	0	0
Passing for more yards	119	55	2
Passing for fewer yards	64	52	0
Outgaining opponent	137	44	2
Outgained by opponent	46	63	0
Clear	156	93	1
Rain	23	10	1
Snow	4	4	0
Below 32-degrees	18	9	0
Above 32-degrees	167	99	2
Winning time of possession	138	44	2
Tied time of possession	1	0	0
Losing time of possession	45	63	0
Scoring a defensive TD	31	2	0
Allowing a defensive TD	8	14	0
Scoring a special teams TD	12	0	0
Allowing a special teams TD	6	7	0
Fewer penalty yards	101	56	1
More penalty yards	82	50	1
Winning turnover battle	109	20	0
Losing turnover battle	28	67	2
Tied turnover battle	46	20	0
-1 Turnovers	22	29	0
-2 Turnovers	3	16	0
-3 Turnovers	3	11	1

TOMLIN'S RECORD WHEN			
-4 Turnovers	0	8	0
-5 Turnovers	0	1	1
-7 Turnovers	0	2	0
+1 Turnovers	46	15	0
+2 Turnovers	40	4	0
+3 Turnovers	15	1	0
+4 Turnovers	6	0	0
+5 Turnovers	1	0	0
+6 Turnovers	1	0	0
100-yard rusher	60	9	2
100-yard receiver	68	42	1
200-yard passer	131	73	2
200-yard rusher	2	0	0
200-yard receiver	2	1	0
300-yard passer	38	28	1
400-yard passer	5	7	0
500-yard passer	3	0	0
Opp. 100-yard rusher	16	27	2
Opp. 100-yard receiver	49	39	1
Opp. 200-yard passer	107	69	0
Opp. 200-yard rusher	0	2	0
Opp. 200-yard receiver	2	0	0
Opp. 300-yard passer	24	23	0
Opp. 400-yard passer	4	1	0
Opp. 500-yard passer	0	0	0
Rookie Starting QB	10	8	0
Vs. Rookie Starting QB	25	6	0
Arizona Cardinals	3	2	0
Atlanta Falcons	5	0	0
Baltimore Ravens	20	16	0
Buffalo Bills	5	3	0
Carolina Panthers	4	0	0
Chicago Bears	1	3	0
Cincinnati Bengals	26	10	0
Cleveland Browns	27	8	1
Dallas Cowboys	2	3	0
Denver Broncos	5	3	0
Detroit Lions	3	0	1
Green Bay Packers	4	1	0
Houston Texans	4	2	0
Indianapolis Colts	8	3	0
Jacksonville Jaguars	5	3	0
Kansas City Chiefs	5	5	0
Las Vegas Raiders	4	5	0
L.A. Chargers	5	3	0
L.A. Rams	5	0	0
Miami Dolphins	4	3	0
Minnesota Vikings	2	2	0
New England Patriots	3	9	0
New Orleans Saints	1	3	0
N.Y. Giants	4	1	0
N.Y. Jets	4	5	0
Philadelphia Eagles	2	4	0
San Francisco 49ers	2	3	0
Seattle Seahawks	4	2	0
Tampa Bay Buccaneers	3	1	0
Tennessee Titans	8	3	0
Washington Commanders	4	1	0

AMERICAN FOOTBALL CONFERENCE

EAST DIVISION

TEAM	W	L	T	PCT	PF	PA	NET PTS	HOME	AWAY	CONF	DIV	STREAK
Buffalo Bills	13	4	0	.765	525	368	157	8-0-0	5-4-0	9-3-0	5-1-0	Lost 1
Miami Dolphins	8	9	0	.471	345	364	-19	5-3-0	3-6-0	6-6-0	3-3-0	Lost 1
New York Jets	5	12	0	.294	338	404	-66	3-5-0	2-7-0	5-7-0	2-4-0	Won 1
New England Patriots	4	13	0	.235	289	417	-128	2-6-0	2-7-0	3-9-0	2-4-0	Won 1

NORTH DIVISION

TEAM	W	L	T	PCT	PF	PA	NET PTS	HOME	AWAY	CONF	DIV	STREAK
Baltimore Ravens	12	5	0	.706	518	361	157	6-2-0	6-3-0	8-4-0	4-2-0	Won 4
Pittsburgh Steelers	10	7	0	.588	380	347	33	5-3-0	5-4-0	7-5-0	3-3-0	Lost 4
Cincinnati Bengals	9	8	0	.529	472	434	38	3-5-0	6-3-0	6-6-0	3-3-0	Won 5
Cleveland Browns	3	14	0	.176	258	435	-177	2-6-0	1-8-0	3-9-0	2-4-0	Lost 6

SOUTH DIVISION

TEAM	W	L	T	PCT	PF	PA	NET PTS	HOME	AWAY	CONF	DIV	STREAK
Houston Texans	10	7	0	.588	372	372	0	5-3-0	5-4-0	8-4-0	5-1-0	Won 1
Indianapolis Colts	8	9	0	.471	377	427	-50	5-3-0	3-6-0	7-5-0	3-3-0	Won 1
Jacksonville Jaguars	4	13	0	.235	320	435	-115	3-5-0	1-8-0	4-8-0	3-3-0	Lost 1
Tennessee Titans	3	14	0	.176	311	460	-149	1-7-0	2-7-0	3-9-0	1-5-0	Lost 6

WEST DIVISION

TEAM	W	L	T	PCT	PF	PA	NET PTS	HOME	AWAY	CONF	DIV	STREAK
Kansas City Chiefs	15	2	0	.882	385	326	59	8-0-0	7-2-0	10-2-0	5-1-0	Lost 1
Los Angeles Chargers	11	6	0	.647	402	301	101	5-3-0	6-3-0	8-4-0	4-2-0	Won 3
Denver Broncos	10	7	0	.588	425	311	114	6-2-0	4-5-0	6-6-0	3-3-0	Won 1
Las Vegas Raiders	4	13	0	.235	309	434	-125	2-6-0	2-7-0	3-9-0	0-6-0	Lost 1

NATIONAL FOOTBALL CONFERENCE

EAST DIVISION

TEAM	W	L	T	PCT	PF	PA	NET PTS	HOME	AWAY	CONF	DIV	STREAK
Philadelphia Eagles	14	3	0	.824	463	303	160	8-1-0	6-2-0	9-3-0	5-1-0	Won 2
Washington Commanders	12	5	0	.706	485	391	94	7-2-0	5-3-0	9-3-0	4-2-0	Won 5
Dallas Cowboys	7	10	0	.412	350	468	-118	2-7-0	5-3-0	5-7-0	3-3-0	Lost 2
New York Giants	3	14	0	.176	273	415	-142	1-8-0	2-6-0	1-11-0	0-6-0	Lost 1

NORTH DIVISION

TEAM	W	L	T	PCT	PF	PA	NET PTS	HOME	AWAY	CONF	DIV	STREAK
Detroit Lions	15	2	0	.882	564	342	222	7-2-0	8-0-0	11-1-0	6-0-0	Won 3
Minnesota Vikings	14	3	0	.824	432	332	100	8-1-0	6-2-0	9-3-0	4-2-0	Lost 1
Green Bay Packers	11	6	0	.647	460	338	122	6-3-0	5-3-0	6-6-0	1-5-0	Lost 2
Chicago Bears	5	12	0	.294	310	370	-60	4-5-0	1-7-0	3-9-0	1-5-0	Won 1

SOUTH DIVISION

TEAM	W	L	T	PCT	PF	PA	NET PTS	HOME	AWAY	CONF	DIV	STREAK
Tampa Bay Buccaneers	10	7	0	.588	502	385	117	5-4-0	5-3-0	8-4-0	4-2-0	Won 2
Atlanta Falcons	8	9	0	.471	389	423	-34	4-5-0	4-4-0	7-5-0	4-2-0	Lost 2
Carolina Panthers	5	12	0	.294	341	534	-193	3-6-0	2-6-0	4-8-0	2-4-0	Won 1
New Orleans Saints	5	12	0	.294	338	398	-60	3-6-0	2-6-0	4-8-0	2-4-0	Lost 4

WEST DIVISION

TEAM	W	L	T	PCT	PF	PA	NET PTS	HOME	AWAY	CONF	DIV	STREAK
Los Angeles Rams	10	7	0	.588	367	386	-19	5-4-0	5-3-0	6-6-0	4-2-0	Lost 1
Seattle Seahawks	10	7	0	.588	375	368	7	3-6-0	7-1-0	6-6-0	4-2-0	Won 2
Arizona Cardinals	8	9	0	.471	400	379	21	6-3-0	2-6-0	4-8-0	3-3-0	Won 1
San Francisco 49ers	6	11	0	.353	389	436	-47	4-5-0	2-6-0	4-8-0	1-5-0	Lost 4

STEELERS 2024 REGULAR SEASON RECORD WHEN...

CATEGORY	2024 SEASON		CATEGORY	2024 SEASON	
	W-L			W-L	
STEELERS AT ACRISURE STADIUM	5-3		IN SEPTEMBER	3-1	
STEELERS ON THE ROAD	5-4		IN OCTOBER	3-1	
STEELERS ON GRASS	8-6		IN NOVEMBER	2-1	
STEELERS ON ARTIFICIAL TURF	2-1		IN DECEMBER	2-3	
STEELERS IN DOMES	0-0		IN JANUARY	0-1	
STEELERS IN RETRACTABLE ROOF STADIUMS	0-0				
STEELERS OUTDOORS	1-1		ON SUNDAY NIGHT	1-1	
STEELERS INDOORS	0-0		ON THURSDAY NIGHT	0-1	
			ON MONDAY NIGHT	1-0	
STEELERS SCORE FIRST	8-1		ON SATURDAY	0-2	
OPPONENT SCORES FIRST	2-6				
STEELERS SCORE ON FIRST POSSESSION	5-1		DAY GAMES	8-4	
STEELERS SCORE 20 OR MORE POINTS	7-1		KICKOFF AT 12:00 EST	0-0	
STEELERS SCORE 19 OR LESS POINTS	3-6		KICKOFF AT 3:00/3:05/3:15/3:35 EST	0-0	
STEELERS ALLOW 20 OR MORE	2-6		NIGHT GAMES	2-3	
STEELERS ALLOW 19 OR LESS POINTS	8-1				
			VS. AFC NORTH OVERALL	3-3	
STEELERS LEAD AFTER 1ST QUARTER	3-0		VS. AFC NORTH AT HOME	2-1	
STEELERS TRAIL AFTER 1ST QUARTER	5-5		VS. AFC NORTH ON THE ROAD	1-2	
SCORE TIED AFTER 1ST QUARTER	2-2				
STEELERS LEAD AT HALFTIME	5-0		VS. AFC	7-5	
STEELERS TRAIL AT HALFTIME	4-7		VS. AFC EAST	1-0	
SCORE TIED AT HALFTIME	1-0		VS. AFC SOUTH	0-1	
STEELERS LEAD AFTER 3RD QUARTER	8-1		VS. AFC WEST	3-1	
STEELERS TRAIL AFTER 3RD QUARTER	1-6				
SCORE TIED AFTER 3RD QUARTER	1-0		VS. NFC	3-2	
GAME GOES TO OVERTIME	0-0		VS. NFC EAST	2-2	
			VS. NFC SOUTH	1-0	
STEELERS HAVE + TURNOVER RATIO	8-4		VS. NFC NORTH	0-0	
STEELERS HAVE - TURNOVER RATIO	2-3		VS. NFC WEST	0-0	
TURNOVER RATIO EVEN	0-0				
STEELERS HAVE 30:00+TOP	9-3				
STEELERS HAVE LESS THAN 30:00 TOP	1-4				
STEELERS HAVE 100-YARD RUSHER	3-0				
STEELERS HAVE 300 NET PASSING YARDS	1-0				
STEELERS HAVE 1 100-YARD RECEIVER	1-1				
STEELERS HAVE 2 100-YARD RECEIVERS	0-0				
STEELERS WIN COIN TOSS	5-3				
STEELERS LOSE COIN TOSS	5-4				

NO.	NAME	POS	HT	WT	DOB	EXP	COLLEGE	HOMETOWN	HOW ACQ
57	Adams Sr., Montravius	DT	6-4	304	7/24/1995	8	Auburn	Vienna, GA	FA '21
4	Allen, Kyle	QB	6-3	210	3/8/1996	7	Houston	Scottsdale, AZ	FA '24
74	Anderson, Spencer	OL	6-5	305	6/7/2000	1	Maryland	Bowie, MD	07b '23
19	Austin III, Calvin	WR	5-9	162	3/24/1999	3	Memphis	Memphis, TN	04 '22
95	Benton, Keanu	DT	6-4	309	7/17/2001	2	Wisconsin	Janesville, WI	02b '23
31	Bishop Jr., Beanie	CB	5-10	184	12/17/1999	8	West Virginia	Louisville, KY	UDFA '24
9	Boswell, Chris	K	6-2	185	3/16/1991	10	Rice	Fort Worth, TX	FA '15
25	Elliott, DeShon	S	6-1	210	4/21/1997	6	Texas	Dallas, TX	FA '24
2	Fields, Justin	QB	6-3	228	3/5/1999	4	Ohio State	Kennesaw, GA	TR '24 (CHI)
39	Fitzpatrick, Minkah	S	6-1	207	11/17/1996	7	Alabama	Old Bridge, NJ	TR '19 (MIA)
54	Frazier, Zach	C	6-3	310	8/29/2001	8	West Virginia	Falmouth, WV	02 '24
88	Freiermuth, Pat	TE	6-5	258	10/25/1998	4	Penn State	Merrimack, MA	02 '21
22	Harris, Najee	RB	6-1	242	3/9/1998	4	Alabama	Antioch, CA	01 '21
51	Herbig, Nick	LB	6-2	240	11/21/2001	2	Wisconsin	Kauai, HI	04 '23
97	Heyward, Cameron	DT	6-5	295	5/6/1989	14	Ohio State	Pittsburgh, PA	D1 '11
83	Heyward, Connor	TE	6-0	230	1/22/1999	3	Michigan State	Duluth, GA	06 '22
56	Highsmith, Alex	LB	6-4	242	8/7/1997	5	Charlotte	Wilmington, NC	D3 '20
26	Jackson, Donte	CB	5-10	180	11/8/1995	7	LSU	Metairie, LA	TR '24 (CAR)
11	Jefferson, Van	WR	6-1	200	7/26/1996	5	Florida	Brentwood, TN	FA '24
77	Jones, Broderick	OT	6-5	311	5/16/2001	2	Georgia	Lithonia, GA	D1 '23
23	Kaeze, Damonite	S	5-11	174	6/5/1993	8	San Diego State	San Bernardino, CA	FA '22
28	Killebrew, Miles	S	6-2	222	5/10/1993	9	Southern Utah	South Jordan, UT	FA '24
46	Kuntz, Christian	LS	6-1	228	4/13/1994	4	Duquesne	Pittsburgh, PA	FA '20
92	Loudermilk, Isaiahh	DT	6-7	293	10/10/1997	4	Wisconsin	Howard, KS	05 '21
44	Lowry, Dean	DL	6-6	296	6/9/1994	8	Northwestern	Rockford, IL	FA '24
94	Matakevich, Tyler	LB	6-1	235	12/22/1992	9	Temple	Stattford, CT	FA '24
62	McCullum, Ryan	C	6-5	300	3/4/1998	3	Texas A&M	Spring, TX	W '22 (DET)
66	McCormick, Mason	G	6-5	315	5/25/2000	R	South Dakota State	Sioux Falls, SD	D4 '24
13	Miller, Scotty	WR	5-9	174	7/31/1997	6	Bowling Green	Barrington, IL	FA '24
49	Moon, Jeremiah	LB	6-5	245	8/18/1998	2	Florida	Hoover, AL	W '24 (BLT)
65	Moore Jr., Dan	OT	6-5	315	9/28/1998	4	Texas A&M	Beaumont, TX	D4a '21
99	Ogunjobi, Larry	DT	6-3	305	6/3/1994	8	Charlotte	Greensboro, NC	FA '22
84	Patterson, Cordarrelle	RB/KR	6-2	232	3/17/1991	12	Tennessee	Rock Hill, SC	FA '24
14	Pickens, George	WR	6-3	200	3/4/2001	3	Georgia	Hoover, AL	02 '22
42	Pierre, James	CB	6-2	185	9/16/1996	6	Florida Atlantic	Deerfield Beach, FL	FA '24
24	Porter Jr., Joey	CB	6-2	193	7/26/2000	2	Penn State	Bakersfield, CA	D2a '23
81	Pruitt, MyCole	TE	6-2	258	3/24/1992	8	Southern Illinois	South Bend, IN	FA '24
6	Queen, Patrick	LB	6-0	230	8/13/1999	5	LSU	Ventress, LA	FA '24
50	Roberts, Elandon	LB	6-1	238	4/22/1994	9	Houston	Port Arthur, TX	FA '23
93	Robinson, Mark	LB	5-11	235	8/14/1999	3	Mississippi	Leesburg, GA	07a '22
64	Scharpang, Max	G	6-6	325	8/10/1996	6	Northern Illinois	Green Bay, WI	PS '24 (WAS)
73	Seumilo, Isaac	OL	6-4	303	10/29/1993	9	Oregon State	Corvallis, OR	FA '23
55	Skowronek, Ben	WR	6-3	224	6/27/1997	3	Notre Dame	Fort Wayne, IN	FA '24
91	Smith, Preston	LB	6-3	265	11/17/1992	10	Mississippi State	Stone Mountain, GA	TR '24 (GB)
20	Sutton, Cameron	CB	5-11	188	2/27/1995	6	Tennessee	Jonesboro, GA	FA '24
27	Trice Jr., Cory	CB	6-3	206	5/30/2000	1	Purdue	Hopkinsville, KY	07a '23
8	Waltman, Corliss	P	6-2	210	7/21/1995	3	South Alabama	Milton, FL	FA '24
30	Warren, Jaylen	RB	5-8	215	11/1/1998	3	Oklahoma State	Cliftonwoods Heights, UT	UDFA '22
80	Washington, Darnell	TE	6-7	264	8/17/2001	2	Georgia	Las Vegas, NV	D3 '23
90	Watt, T.J.	LB	6-4	252	10/11/1994	8	Wisconsin	Pewaukee, WI	D1 '17
18	Williams, Mike	WR	6-3	218	10/4/1994	8	Clemson	Holy Hill, SC	TR '24 (NYJ)
41	Wilson, Payton	LB	6-4	242	4/21/2000	R	North Carolina State	Hillsborough, NC	D3b '24
3	Wilson, Russell	QB	5-11	215	11/29/1988	13	Wisconsin	Richmond, VA	FA '24
Injured Reserve (8)									
67	Anderson, Calvin	OL	6-5	305	3/25/1996	5	Texas	Austin, TX	FA '24
78	Daniels, James	OL	6-4	327	9/13/1997	7	Iowa	Warren, OH	FA '22
76	Fautanu, Troy	OT	6-4	317	10/11/2000	R	Washington	Henderson, NV	D1 '24
21	Henderson, C.J.	CB	6-1	205	9/30/1998	5	Florida	Miami, FL	FA '24
71	Herbig, Nate	OL	6-4	334	7/10/1998	6	Stanford	Honolulu, HI	FA '23
5	Johnson, Cameron	P	5-11	194	2/24/1992	7	Ohio State	Gesling, Australia	FA '24
98	Leal, DeMarvin	DE	6-4	290	7/1/2000	3	Texas A&M	San Antonio, TX	D3 '22
29	Watts, Ryan	DB	6-3	206	11/7/2001	R	Texas	Little Elm, TX	D6b '24
Injured Reserve - Designated For Return (2)									
61	Lee, Logan	DL	6-5	291	6/12/2000	R	Iowa	Orion, IL	D6a '24
10	Wilson, Roman	WR	6-0	192	6/19/2001	R	Michigan	Maui, HI	D3a '24
Practice Squad (17)									
17	Agnew, Jamal	WR	5-10	190	4/3/1995	8	San Diego	San Diego, CA	FA '24
60	Cook, Dylan	OT	6-5	280	1/11/1998	2	Montana	Butte, MT	FA '23
96	Fehoko, Breiden	DL	6-3	300	10/15/1996	4	LSU	Honolulu, HI	FA '23
40	Harper, Devin	LB	6-0	240	5/13/1998	3	Oklahoma State	Knoxville, TN	FA '24
5	Jamison, D'Shawn	CB	6-2	185	6/4/1999	2	Texas	Houston, TX	FA '24
89	Johnson, Brandon	WR	6-2	195	7/26/1998	3	Central Florida	Fort Lauderdale, FL	FA '24
68	Legue, John	OL	6-7	310	4/17/1996	3	Tulane	Alexandria, LA	FA '24
53	Leola, Eku	LB	6-4	257	5/10/2000	2	Auburn	Asheville, NC	FA '24
72	Nester, Doug	OT	6-6	306	8/7/2000	R	West Virginia	Kenova, WV	FA '24
17	Oyelola, Ayo	S	5-11	213	10/19/1998	3	University of Nottingham	Essex, England	FA '24
37	Rowe, Eric	S	6-1	210	10/3/1992	10	Utah	Spring, TX	FA '24
33	Shamplin, Aaron	RB	5-10	195	10/18/1999	1	Harvard	Long Beach, CA	FA '24
79	Slade, Jacob	DL	6-3	293	2/23/2000	1	Michigan State	Lewis Center, OH	FA '24
85	Sokol, Matt	TE	6-5	258	11/9/1995	2	Michigan State	Rochester, MI	FA '24
35	Ward, Jonathan	RB	6-0	202	9/30/1997	5	Central Michigan	Kankakee, IL	FA '24
16	Watkins, Quez	WR	6-0	193	6/9/1999	5	Southern Mississippi	Athens, AL	FA '24
45	Welschof, Julius	LB	6-6	265	3/12/1997	R	Charlotte	Miesbach, Bavaria, Germany	UDFA '24
Practice Squad/Injured Reserve (1)									
34	Gilbert, Zyon	CB	6-0	193	2/4/1999	2	Florida Atlantic	Montgomery, AL	FA '24
Reserve/Retired (1)									
91	Golden, Markus	LB	6-3	260	3/13/1991	10	Missouri	St. Louis, MO	FA '24
Reserved/PUP (1)									
55	Holcomb, Cole	LB	6-1	240	7/30/1996	6	North Carolina	New Smyrna Beach, FL	FA '23
COACHING STAFF									
HEAD COACH: Mike Tomlin									
ASSISTANTS: Terrell Johnson (Defensive Coordinator); Arthur Smith (Offensive Coordinator); Danny Smith (Special Teams Coordinator); Tom Ath (Quarterbacks); Zach Azzanni (Wide Receivers); Grady Brown (Secondary); Aaron Curry (Inside Linebackers); Karl Dunbar (Defensive Line); Eddie Faulkner (Running Backs); Denzel Martin (Outside Linebackers); Pat Meyer (Offensive Line); Alfredo Roberts (Tight Ends); Mike Sullivan (Senior Offensive Assistant); Isaac Williams (Assistant Offensive Line); Jason Brooks (Defensive Quality Control); Mateo Kambui (Offensive Assistant); Matt Baker (Offensive Assistant); Anthony Midget (Assistant Secondary); Garrett Gemert (Senior Coaching Assistant); Phil Metz (Strength & Conditioning Coach); Justus Galca (Assistant Strength & Conditioning Coach); Roderick Moore (Sports Science Coordinator/Strength & Conditioning); Tyler Judkins (Strength & Conditioning Assistant)									

NO.	NAME	POS	HT	WT	DOB	EXP	COLLEGE	HOMETOWN	HOW ACQ
2	Fields, Justin	QB	6-3	228	3/5/1999	4	Ohio State	Kennesaw, GA	TR 24 (CHI)
3	Wilson, Russell	QB	5-11	215	11/29/1988	13	Wisconsin	Richmond, VA	FA 24
4	Allen, Kyle	QB	6-3	210	3/8/1996	7	Houston	Scottsdale, AZ	FA 24
6	Queen, Patrick	LB	6-0	230	8/13/1999	5	LSU	Ventress, LA	FA 24
8	Waltman, Corliss	P	6-2	210	7/21/1995	3	South Alabama	Milton, FL	FA 24
9	Boswell, Chris	K	6-2	185	3/16/1991	10	Rice	Fort Worth, TX	FA 15
11	Jefferson, Van	WR	6-1	200	7/26/1996	5	Florida	Brentwood, TN	FA 24
13	Miller, Scotty	WR	5-9	174	7/31/1997	6	Bowling Green	Barrington, IL	FA 24
14	Pickens, George	WR	6-3	200	3/4/2001	3	Georgia	Hoover, AL	D2 22
15	Skowronek, Ben	WR	6-3	224	6/27/1997	3	Notre Dame	Fort Wayne, IN	FA 24
18	Williams, Mike	WR	6-3	218	10/4/1994	8	Clemson	Holy Hill, SC	TR 24 (NYJ)
19	Austin II, Calvin	WR	5-9	162	3/24/1999	3	Memphis	Memphis, TN	D4 22
20	Sutton, Cameron	CB	5-11	188	2/27/1995	6	Tennessee	Jonesboro, GA	FA 24
22	Harris, Najee	RB	6-1	242	3/9/1998	4	Alabama	Antioch, CA	D1 21
23	Kazez, Damontae	S	5-11	174	6/5/1993	8	San Diego State	San Bernardino, CA	FA 22
24	Porter Jr., Joey	CB	6-2	193	7/26/2000	2	Penn State	Bakersfield, CA	D2a 23
25	Elliott, DeShon	S	6-1	210	4/21/1997	6	Texas	Dallas, TX	FA 24
26	Jackson, Donte	CB	5-10	180	11/8/1995	7	LSU	Metairie, LA	TR 24 (CAR)
27	Trice Jr., Cory	CB	6-3	206	5/30/2000	1	Purdue	Hopkinsville, KY	D7a 23
28	Killebrew, Miles	S	6-2	222	5/10/1993	9	Southern Utah	Henderson, NV	FA 22
30	Warren, Jaylen	RB	5-8	215	11/7/1998	3	Oklahoma State	Cottonwood Heights, UT	UDFA 22
31	Bishop Jr., Bennie	CB	5-10	184	12/17/1999	8	West Virginia	Louisville, KY	UDFA 24
39	Fitzpatrick, Minkah	S	6-1	207	11/17/1996	7	Alabama	Old Bridge, NJ	TR 19 (MIA)
41	Wilson, Payton	LB	6-4	242	4/21/2000	R	North Carolina State	Hillsborough, NC	D3b 24
42	Pierre, James	CB	6-2	185	9/16/1996	6	Florida Atlantic	Deerfield Beach, FL	FA 24
44	Matakevich, Tyler	LB	6-1	235	12/22/1992	9	Temple	Stafford, CT	FA 24
46	Kuntz, Christian	LS	6-1	228	4/13/1994	4	Duquesne	Pittsburgh, PA	FA 20
49	Moon, Jeremiah	LB	6-5	245	8/18/1998	2	Florida	Hoover, AL	W 24 (BLT)
50	Roberts, Elandon	LB	6-1	238	4/22/1994	9	Houston	Port Arthur, TX	FA 23
51	Herbig, Nick	LB	6-2	240	11/21/2001	2	Wisconsin	Kauai, HI	D4 23
54	Frazier, Zach	C	6-3	310	8/29/2001	R	West Virginia	Fairmont, WV	D2 24
56	Highsmith, Alex	LB	6-4	242	8/7/1997	5	Charlotte	Wilmington, NC	D3 20
57	Adams Sr., Montravius	DT	6-4	304	7/24/1995	8	Auburn	Vienna, GA	FA 21
62	McCollum, Ryan	C	6-5	300	3/4/1998	3	Texas A&M	Spring, TX	W 22 (DET)
64	Scharping, Max	G	6-6	325	8/10/1996	6	Northern Illinois	Green Bay, WI	PS 24 (WAS)
65	Moore Jr., Dan	OT	6-5	315	9/28/1998	4	Texas A&M	Beaumont, TX	D4a 21
66	McCormick, Mason	G	6-5	315	5/25/2000	R	South Dakota State	Sioux Falls, SD	D4 24
73	Seumalo, Isaac	OL	6-4	303	10/29/1993	9	Oregon State	Corvallis, OR	FA 23
74	Anderson, Spencer	OL	6-5	305	6/7/2000	1	Maryland	Bowie, MD	D7b 23
77	Jones, Broderick	OT	6-5	311	5/16/2001	2	Georgia	Lithonia, GA	D1 23
80	Washington, Darnell	TE	6-7	264	8/17/2001	2	Georgia	Las Vegas, NV	D3 23
81	Pruitt, MyCole	TE	6-2	258	3/24/1992	8	Southern Illinois	South Bend, IN	FA 24
83	Heyward, Connor	TE	6-0	230	1/22/1999	3	Michigan State	Duluth, GA	D6 22
84	Patterson, Cordarrelle	RB/KR	6-2	232	3/17/1991	12	Tennessee	Rock Hill, SC	FA 24
88	Freiermuth, Pat	TE	6-5	258	10/25/1998	4	Penn State	Scituate, MA	D2 21
90	Watt, T.J.	LB	6-4	252	10/11/1994	8	Wisconsin	Pewaukee, WI	D1 17
91	Smith, Preston	LB	6-3	265	11/17/1992	10	Mississippi State	Stone Mountain, GA	TR 24 (GB)
92	Loudermilk, Isaiahh	DT	6-7	293	10/10/1997	4	Wisconsin	Howard, KS	D5 21
93	Robinson, Mark	LB	5-11	235	8/14/1999	3	Mississippi	Leesburg, GA	D7a 22
94	Lowry, Dean	DL	6-6	296	6/9/1994	8	Northwestern	Rockford, IL	FA 24
95	Benton, Keanau	DT	6-4	309	7/17/2001	2	Wisconsin	Janesville, WI	D2b 23
97	Heyward, Cameron	DT	6-5	295	5/6/1989	14	Ohio State	Pittsburgh, PA	D1 11
99	Ogunjobi, Latory	DT	6-3	305	6/3/1994	8	Charlotte	Greensboro, NC	FA 22
Injured Reserve (8)									
5	Johnston, Cameron	P	5-11	194	2/24/1992	7	Ohio State	Geelong, Australia	FA 24
21	Henderson, C.J.	CB	6-1	205	9/30/1998	5	Florida	Miami, FL	FA 24
29	Watts, Ryan	DB	6-3	206	11/7/2001	R	Texas	Little Elm, TX	D6b 24
67	Anderson, Calvin	OL	6-5	305	3/25/1996	5	Texas	Austin, TX	FA 24
71	Herbig, Nate	OL	6-4	334	7/10/1998	6	Stanford	Honolulu, HI	FA 23
76	Fautanu, Troy	OT	6-4	317	10/11/2000	R	Washington	Henderson, NV	D1 24
78	Daniels, James	OL	6-4	327	9/13/1997	7	Iowa	Warren, OH	FA 24
98	Leal, DeMarvin	DE	6-4	290	7/17/2000	3	Texas A&M	San Antonio, TX	D3 22
Injured Reserve - Designated For Return (2)									
10	Wilson, Roman	WR	6-0	192	6/19/2001	R	Michigan	Maui, HI	D3a 24
61	Lee, Logan	DL	6-5	291	6/12/2000	R	Iowa	Orion, IL	D6a 24
Practice Squad (17)									
5	Jamison, D'Shawn	CB	6-2	185	6/4/1999	2	Texas	Houston, TX	FA 24
16	Watkins, Quez	WR	6-0	193	6/9/1998	5	Southern Mississippi	Athens, AL	FA 24
17	Oyelola, Ayo	S	5-11	213	10/19/1998	3	University of Nottingham	Essex, England	FA 24
17	Agnew, Jamal	WR	5-10	190	4/3/1995	8	San Diego	San Diego, CA	FA 24
33	Shampkin, Aaron	RB	5-10	195	10/18/1999	1	Harvard	Long Beach, CA	FA 24
35	Ward, Jonathan	RB	6-0	202	9/30/1997	5	Central Michigan	Kankakee, IL	FA 24
37	Rowe, Eric	S	6-1	210	10/3/1992	10	Utah	Spring, TX	FA 24
40	Harper, Devin	LB	6-0	240	5/13/1998	3	Oklahoma State	Knoxville, TN	FA 24
45	Welschof, Julius	LB	6-6	265	3/12/1997	R	Charlotte	Miesbach, Bavaria, Germany	UDFA 24
53	Leota, Eku	LB	6-4	257	5/11/1999	2	Auburn	Asheville, NC	FA 24
60	Cook, Dylan	OT	6-5	280	1/11/1998	2	Montana	Butte, MT	FA 23
68	Leglue, John	OL	6-7	310	4/17/1996	3	Tulane	Alexandria, LA	FA 24
72	Nester, Doug	OT	6-6	306	8/7/2000	R	West Virginia	Kenova, WV	FA 24
79	Slade, Jacob	DL	6-3	293	2/23/2000	1	Michigan State	Lewis Center, OH	FA 24
85	Sokol, Matt	TE	6-5	258	11/9/1995	2	Michigan State	Rochester, MI	FA 24
89	Johnson, Brandon	WR	6-2	195	7/26/1998	3	Central Florida	Fort Lauderdale, FL	FA 24
96	Fehoko, Breiden	DL	6-3	300	10/15/1996	4	LSU	Honolulu, HI	FA 23
Practice Squad/Injured Reserve (1)									
34	Gilbert, Zyon	CB	6-0	193	2/4/1999	2	Florida Atlantic	Montgomery, AL	FA 24
Reserve/Retired (1)									
91	Golden, Markus	LB	6-3	260	3/13/1991	10	Missouri	St. Louis, MO	FA 24
Reserved/PUP (1)									
55	Holcomb, Cole	LB	6-1	240	7/30/1996	6	North Carolina	New Smyrna Beach, FL	FA 23
COACHING STAFF									
HEAD COACH: Mike Tomlin									
ASSISTANTS: Terrell Johnson (Defensive Coordinator); Arthur Smith (Offensive Coordinator); Danny Smith (Special Teams Coordinator); Tom Ath (Quarterbacks); Zach Azzanni (Wide Receivers); Grady Brown (Secondary); Aaron Curry (Inside Linebackers); Karl Dunbar (Defensive Line); Eddie Faulkner (Running Backs); Denzel Martin (Outside Linebackers); Pat Meyer (Offensive Line); Alfredo Roberts (Tight Ends); Mike Sullivan (Senior Offensive Assistant); Isaac Williams (Assistant Offensive Line); Jason Brooks (Defensive Quality Control); Mateo Kambui (Offensive Assistant); Matt Baker (Offensive Assistant); Anthony Midget (Assistant Secondary); Garrett Giemont (Senior Coaching Assistant); Phil Metzger (Head Strength & Conditioning Coach); Justus Galic (Assistant Strength & Conditioning Coach); Roderick Moore (Sports Science Coordinator/Strength & Conditioning); Tyler Judkins (Strength & Conditioning Assistant)									

QUARTERBACKS (3)

2 Justin Fields	QB	3 Russell Wilson	QB
4 Kyle Allen	QB		

RUNNING BACKS (3)

22 Najee Harris	RB	30 Jaylen Warren	RB
84 Cordarrelle Patterson	RB/KR		

WIDE RECEIVERS (6)

11 Van Jefferson	WR	13 Scotty Miller	WR
14 George Pickens	WR	15 Ben Skowronek	WR
18 Mike Williams	WR	19 Calvin Austin III	WR

TIGHT ENDS (4)

80 Darnell Washington	TE	81 MyCole Pruitt	TE
83 Connor Heyward	TE	88 Pat Freiermuth	TE

OFFENSIVE LINE (8)

54 Zach Frazier	C	62 Ryan McCollum	C
64 Max Scharping	G	65 Dan Moore Jr.	OT
66 Mason McCormick	G	73 Isaac Seumalo	OL
74 Spencer Anderson	OL	77 Broderick Jones	OT

LINEBACKERS (10)

6 Patrick Queen	LB	41 Payton Wilson	LB
44 Tyler Matakevich	LB	49 Jeremiah Moon	LB
50 Elandon Roberts	LB	51 Nick Herbig	LB
56 Alex Highsmith	LB	90 T.J. Watt	LB
91 Preston Smith	LB	93 Mark Robinson	LB

DEFENSIVE BACKS (10)

20 Cameron Sutton	CB	23 Damontae Kazee	S
24 Joey Porter Jr.	CB	25 DeShon Elliott	S
26 Donte Jackson	CB	27 Cory Trice Jr.	CB
28 Miles Killebrew	S	31 Beanie Bishop Jr.	CB
39 Minkah Fitzpatrick	S	42 James Pierre	CB

DEFENSIVE LINE (6)

57 Montravius Adams Sr.	DT	92 Isaiahh Loudermilk	DT
94 Dean Lowry	DL	95 Keanu Benton	DT
97 Cameron Heyward	DT	99 Larry Ogunjobi	DT

SPECIALISTS (3)

8 Corliss Waitman	P	9 Chris Boswell	K
46 Christian Kuntz	LS		

YEAR	DRAFTYES (21)	FREE AGENTS (22)	COLLEGE FREE AGENTS (2)	TRADES/WAIVERS (7)	PRACTICE SQUAD (1)
2024	C Zach Frazier (2) LB Payton Wilson (3b) G Mason McCormick (4)	QB Kyle Allen (FA '24) S DeShon Elliott (FA '24) WR Van Jefferson (FA '24) DL Dean Lowry (FA '24) LB Tyler Matakevich (FA '24) WR Scotty Miller (FA '24) RB/KR Cordarrelle Patterson (FA '24) CB James Pierre (FA '24) TE MyCole Pruitt (FA '24) LB Patrick Queen (FA '24) WR Ben Skowronek (FA '24) CB Cameron Sutton (FA '24) P Corliss Waitman (FA '24) QB Russell Wilson (FA '24)	CB Beanie Bishop Jr. (UDFA '24)	QB Justin Fields (TR '24 CHI) CB Donte Jackson (TR '24 CAR) LB Jeremiah Moon (W '24 BLT) LB Preston Smith (TR '24 GB) WR Mike Williams (TR '24 NYJ)	G Max Scharping (PS '24 WAS)
2023	OT Broderick Jones (1) CB Joey Porter Jr. (2a) DT Keanu Benton (2b) TE Darnell Washington (3) LB Nick Herbig (4) CB Cory Trice Jr. (7a) OL Spencer Anderson (7b)	LB Elandon Roberts (FA '23) OL Isaac Seumalo (FA '23)			
2022	WR George Pickens (2) WR Calvin Austin III (4) TE Connor Heyward (6) LB Mark Robinson (7a)	S Damontae Kazee (FA '22) S Miles Killebrew (FA '22) DT Larry Ogunjobi (FA '22)	RB Jaylen Warren (UDFA '22)	C Ryan McCollum (W '22 DET)	
2021	RB Najee Harris (1) TE Pat Freiermuth (2) OT Dan Moore Jr. (4a) DT Isaiahh Loudermilk (5)	DT Montravius Adams Sr. (FA '21)			
2020	LB Alex Highsmith (3)	LS Christian Kuntz (FA '20)			
2019				S Minkah Fitzpatrick (TR '19 MIA)	
2017	LB T.J. Watt (1)				
2015		K Chris Boswell (FA '15)			
2011	DT Cameron Heyward (1)				

(As of January 7, 2025)

OFFENSE

WR 11 Van Jefferson	18 Mike Williams	15 Ben Skowronek	
LT 65 Dan Moore Jr.	77 Broderick Jones		
LG 73 Isaac Seumalo	74 Spencer Anderson		
C 54 <u>Zach Frazier</u>	62 Ryan McCollum		
RG 66 <u>Mason McCormick</u>	64 Max Scharping		
RT 77 Broderick Jones			
TE 88 Pat Freiermuth	80 Darnell Washington	83 Connor Heyward	81 MyCole Pruitt
RB 22 Najee Harris	30 Jaylen Warren	84 Cordarrelle Patterson	
QB 3 Russell Wilson	2 Justin Fields	4 Kyle Allen	
WR 19 Calvin Austin III			
WR 14 George Pickens	18 Mike Williams	13 Scotty Miller	

DEFENSE

DT 97 Cameron Heyward	92 Isaiahh Loudermilk		
NT 95 Keanu Benton	57 Montravius Adams Sr.		
DE 99 Larry Ogunjobi	94 Dean Lowry		
LOLB 90 T.J. Watt	91 Preston Smith	49 Jeremiah Moon	
LILB 6 Patrick Queen	41 <u>Payton Wilson</u>	93 Mark Robinson	
RILB 50 Elandon Roberts	44 Tyler Matakevich		
ROLB 56 Alex Highsmith	51 Nick Herbig		
RCB 24 Joey Porter Jr.	42 James Pierre		
FS 39 Minkah Fitzpatrick	20 Cameron Sutton	28 Miles Killebrew	
SS 25 DeShon Elliott	23 Damontae Kazee		
LCB 26 Donte Jackson	27 Cory Trice Jr.		
NB 31 <u>Beanie Bishop Jr.</u>	20 Cameron Sutton		

SPECIALISTS

P 8 Corliss Waitman	
K 9 Chris Boswell	
LS 46 Christian Kuntz	
H 8 Corliss Waitman	
KR 84 Cordarrelle Patterson	30 Jaylen Warren
PR 19 Calvin Austin III	13 Scotty Miller

PRONUNCIATION GUIDE

Montravius Adams Sr.	MON-tray-v-us	Christian Kuntz	KOONTZ
Keanu Benton	Key-AH-knew	Tyler Matakevich	Matt-uh-key-ich
Pat Freiermuth	Friar-mooth	Larry Ogunjobi	O-gun-joe-bee
Najee Harris	NAH-jee	Cordarrelle Patterson	core-DARE-ul
Damontae Kazee	duh-MON-tay KAY-zee	Isaac Seumalo	say-uh-MAH-low
Miles Killebrew	KILLA-brew	Ben Skowronek	skuh-RON-ick



MONTRAVIUS DT
ADAMS SR.

HEIGHT: 6-4
WEIGHT: 304
COLLEGE: Auburn
BORN: July 24, 1995

HOW ACQUIRED: FA '21
NFL EXPERIENCE: 8th year
BIRTHPLACE: Vienna, GA



PRO CAREER

- ✦ Has played in 85 career games (25 starts)
- ✦ Has registered 109 tackles (52 solo), 1.5 sacks, two forced fumbles, one fumble recovery, six quarterback hits, eight tackles for loss and seven passes defended in his seven-year career (Packers 2017-21; Patriots/Saints/Steelers 2021; Steelers 2022-23)
- ✦ Made NFL debut in Week 3 of 2017 (vs. Cincinnati)
- ✦ Made NFL starting debut in Week 16 of 2018 (at New York Jets)

2023 (STEELERS)

- ✦ Played in 13 regular-season games (eight starts)
- ✦ Registered 24 tackles (11 solo), two tackles for loss, one forced fumble and one pass defended

2022 (STEELERS)

- ✦ Started a career-high nine games out of 17 games played
- ✦ Set career highs in total tackles (26) and solo tackles (12)
- ✦ Added on one tackle for loss and one pass defended

2021 (PATRIOTS/SAINTS/STEELERS)

- ✦ Spent time with the Patriots and the Saints before landing in Pittsburgh
- ✦ Played in five games (one start) for the Saints and registered seven tackles (one solo), one tackle for loss and one pass defended
- ✦ Started in four of five games played with the Steelers where he amassed eight tackles (six solo), three quarterback hits, one pass defended and one tackle for loss

2020 (PACKERS)

- ✦ Saw action in eight games
- ✦ Recorded 11 tackles (six solo) and two tackles for loss
- ✦ Spent the last six weeks of the season as well as the postseason on injured reserve

2019 (PACKERS)

- ✦ Started in two of 14 games played
- ✦ Registered 11 tackles (four solo), three passes defended and two quarterback hits
- ✦ Recovered a fumble in Week 10 at Carolina

2018 (PACKERS)

- ✦ Played in all 16 games with one start
- ✦ Finished the season with a then career-high 20 tackles (11 solo) and added 1.5 sacks
- ✦ Took down QB Brock Osweiler for the first sack of his career in Week 10 vs. Miami
- ✦ Forced a fumble for the first time in his career in Week 15 at Chicago
- ✦ Made NFL starting debut in Week 16 (at N.Y. Jets)
- ✦ Registered a career-high seven tackles in Week 17 vs. Detroit

2017 (PACKERS)

- ✦ Saw action in seven games as a rookie, registering two tackles and one quarterback hit
- ✦ Made NFL debut in Week 3 (vs. Cincinnati)

TRANSACTIONS

- ✦ Signed a two-year contract extension with Pittsburgh on March 15, 2024
- ✦ Signed a two-year contract extension with the Steelers on March 15, 2022
- ✦ Signed to the active roster by Pittsburgh on Nov. 30, 2021
- ✦ Signed to the practice squad by New Orleans on Nov. 19, 2021
- ✦ Waived by the Saints on Nov. 16, 2021
- ✦ Signed by the Saints on Sept. 13, 2021
- ✦ Released by New Orleans on Sept. 11, 2021
- ✦ Signed a one-year contract with the Saints on Sept. 5, 2021
- ✦ Released by the Patriots on Aug. 31, 2021
- ✦ Signed a one-year contract with New England on March 18, 2021
- ✦ Signed a four-year contract with Green Bay on July 6, 2017
- ✦ Drafted by the Green Bay Packers in the third round (93rd overall) of the 2017 NFL Draft

PERSONAL

- ✦ Attended Dooly County High School in Vienna, Ga., where he was named All-State twice and selected as a participant in the 2013 Under Armour All-America Game
- ✦ 247Sports All-American
- ✦ ESPN Top 150
- ✦ Rated the No. 2 defensive lineman and No. 14 overall player by PrepStar
- ✦ Rated a five-star recruit and the third-best defensive lineman in his class by Rivals.com
- ✦ Full name: Montravius Adams, Sr.

COLLEGE

- ✦ Played in 52 games at Auburn University from 2013-16, amassing 151 tackles (79 solo), 21 tackles for loss, 11.0 sacks, two interceptions, five passes defended, three forced fumbles, and three fumble recoveries.
- ✦ All-American Second Team in 2016
- ✦ All-SEC First Team (AP) in 2016
- ✦ Rotary Lombardi Award semifinalist (2016)
- ✦ SEC Academic Honor Roll (2016)
- ✦ Named a team captain his senior year

REGULAR SEASON COMPARISON: DEFENSIVE - BALTIMORE RAVENS

DATE	OPP	W/L	GP/GS	TACKLES					SACK	YDS.	INT	TFL	PD	QBH	TD	MISC		
				TOT	SOLO	ASST	TFL	YDS								FF	FR	
12/5/21	PIT vs. BLT	W	S	2	1	1	0.0	0.0	0	0	1	0	0	0	0	0	0	
1/9/22	PIT @BLT	W	S	2	2	0	0.0	0.0	0	0	0	0	0	0	0	0		
12/11/22	PIT vs. BLT	L	S	3	2	1	0.0	0.0	0	0	0	0	0	0	0	0		
1/1/23	PIT @BLT	W	S	1	0	1	0.0	0.0	0	0	0	0	0	0	0	0		
10/8/23	PIT vs. BLT	W	S	2	0	2	0.0	0.0	0	0	0	0	0	0	0	0		
1/6/24	PIT @BLT	W	P	0	0	0	0.0	0.0	0	0	1	0	0	0	0	0		
12/21/24	PIT @BLT	L	P	1	1	0	0.0	0.0	0	0	0	0	0	0	0	0		
TOTALS			5/2	7/5	11	6	5	0.0	0.0	0	0	2	0	0	0	0	0	

MONTRAVIUS ADAMS SR.'S NFL REGULAR SEASON DEFENSIVE STATISTICS

DATE	TEAM	GP	GS	TACKLES					INTERCEPTIONS				O. FUMB			ST			MISC								
				TK	S	A	TFL	YDS	SK	YDS	QBH	NO	YDS	LG	TD	PD	FF	FR	TD	YDS	TK	S	A	FF	FR	S	A
2017	Packers	7	0	2	1	1	0	0	0.0	0.0	1	0	0	0	0	0	0	0	0	0	0	0	0	0	0	0	
2018	Packers	16	1	20	11	9	1	2	1.5	3.5	2	0	0	0	1	0	0	0	0	0	0	0	0	0	0		
2019	Packers	14	2	11	4	7	0	0	0.0	0.0	0	0	0	0	3	0	1	0	0	0	0	0	0	0	0		
2020	Packers	8	0	11	6	5	2	1	0.0	0.0	0	0	0	0	0	0	0	0	0	0	0	0	0	0	0		
2021	Patriots	0	0	0	0	0	0	0	0.0	0.0	0	0	0	0	0	0	0	0	0	0	0	0	0	0	0		
2021	Saints	5	1	7	1	6	1	2	0.0	0.0	0	0	0	0	1	0	0	0	0	0	0	0	0	0	0		
Went from New England to New Orleans.																											
2021	Steelers	5	3	8	6	2	1	3	0.0	0.0	3	0	0	0	1	0	0	0	0	0	0	0	0	0	0	0	
Went from New Orleans to Pittsburgh.																											
2021	TOTAL	10	4	15	7	8	2	5	0.0	0.0	3	0	0	0	2	0	0	0	0	0	0	0	0	0	0	0	
2022	Steelers	17	9	26	12	14	1	2	0.0	0.0	0	0	0	0	1	0	0	0	0	0	0	0	0	0	0	0	
2023	Steelers	13	8	24	11	13	2	4	0.0	0.0	0	0	0	0	1	1	0	0	0	0	0	0	0	0	0	0	
2024	Steelers	11	0	14	9	5	2	13	1.0	9.0	1	0	0	0	0	0	0	0	0	0	0	0	0	0	0	0	
NFL TOTALS		96	24	123	61	62	10	27	2.5	12.5	7	0	0	0	7	2	1	0	0	0	0	0	0	0	0	0	

MONTRAVIUS ADAMS SR.'S NFL POSTSEASON DEFENSIVE STATISTICS

DATE	TEAM	GP	GS	TACKLES					INTERCEPTIONS				O. FUMB			ST			MISC							
				TK	S	A	TFL	YDS	SK	YDS	QBH	NO	YDS	LG	TD	PD	FF	FR	TD	YDS	TK	S	A	FF	FR	S
2019	Packers	2	0	0	0	0	0	0	0.0	0.0	1	0	0	0	0	0	0	0	0	0	0	0	0	0	0	0
2020	Packers	0	0	0	0	0	0	0	0.0	0.0	0	0	0	0	0	0	0	0	0	0	0	0	0	0	0	0
2021	Steelers	1	0	2	2	0	1	10	1.0	10.0	1	0	0	0	0	0	0	0	0	0	0	0	0	0	0	
2023	Steelers	1	0	1	0	1	0	0	0.0	0.0	0	0	0	0	0	0	0	0	0	0	0	0	0	0	0	
NFL TOTALS		4	0	3	2	1	1	10	1.0	10.0	2	0	0	0	0	0	0	0	0	0	0	0	0	0	0	

SINGLE-GAME HIGHS: DEFENSIVE

- | | | | |
|------------------------|--|--------------------------|--|
| Total Tackles | 7 vs. Detroit Lions, Dec 30, 2018
5 at Los Angeles Chargers, Nov 03, 2019 | Forced Fumbles | 1 vs. Cleveland Browns, Sep 18, 2023
1 at Chicago Bears, Dec 16, 2018 |
| Solo Tackles | 5 at Los Angeles Chargers, Nov 03, 2019
4 vs. Detroit Lions, Dec 30, 2018 | Fumble Recoveries | 1 vs. Carolina Panthers, Nov 10, 2019 |
| Sacks | 1.0 at Atlanta Falcons, Sep 08, 2024
1.0 vs. Miami Dolphins, Nov 11, 2018 | Tackles For Loss | 2 at New York Jets, Dec 23, 2018
2 at Chicago Bears, Dec 16, 2018 |
| Passes Defensed | 1 vs. Baltimore Ravens, Dec 05, 2021
1 at Washington Football Team, Oct 10, 2021
...3 more at 1. | | |

SINGLE-GAME HIGHS - POSTSEASON: DEFENSIVE

- | | | | |
|----------------------|---|-------------------------|---|
| Total Tackles | 2 at Kansas City Chiefs, Jan 16, 2022
1 at Buffalo Bills, Jan 15, 2024 | Sacks | 1.0 at Kansas City Chiefs, Jan 16, 2022 |
| Solo Tackles | 2 at Kansas City Chiefs, Jan 16, 2022 | Tackles For Loss | 1 at Kansas City Chiefs, Jan 16, 2022 |

2024 GAME-BY-GAME REGULAR-SEASON STATISTICS (STEELERS)

DATE	OPPONENT	P/S	TACKLES							INTERCEPTIONS				O. FUMB			ST				MISC		W/L	SCORE			
			TK	S	A	SK	YDS	TFL	YDS	QBH	NO	YDS	LG	TD	PD	FF	FR	TD	YDS	TK	S	A			FF	FR	S
09/08	at Falcons	P	3	2	1	1.0	9.0	1	9	1	0	0	0	0	0	0	0	0	0	0	0	0	0	0	0	W	18-10
09/15	at Broncos	P	2	1	1	0.0	0.0	0	0	0	0	0	0	0	0	0	0	0	0	0	0	0	0	0	0	W	13-6
09/22	Chargers	P	0	0	0	0.0	0.0	0	0	0	0	0	0	0	0	0	0	0	0	0	0	0	0	0	0	W	20-10
09/29	at Colts	P	0	0	0	0.0	0.0	0	0	0	0	0	0	0	0	0	0	0	0	0	0	0	0	0	0	L	24-27
10/06	Cowboys	P	2	1	1	0.0	0.0	0	0	0	0	0	0	0	0	0	0	0	0	0	0	0	0	0	0	L	17-20
10/13	at Raiders	P	1	1	0	0.0	0.0	0	0	0	0	0	0	0	0	0	0	0	0	0	0	0	0	0	0	W	32-13
10/20	Jets	P	0	0	0	0.0	0.0	0	0	0	0	0	0	0	0	0	0	0	0	0	0	0	0	0	0	W	37-15
10/28	Giants																									W	26-18
11/10	at Commanders																									W	28-27
11/17	Ravens																									W	18-16
11/21	at Browns																									L	19-24
12/01	at Bengals																									W	44-38
12/08	Browns																									W	27-14
12/15	at Eagles	P	2	2	0	0.0	0.0	1	4	0	0	0	0	0	0	0	0	0	0	0	0	0	0	0	0	L	13-27
12/21	at Ravens	P	1	1	0	0.0	0.0	0	0	0	0	0	0	0	0	0	0	0	0	0	0	0	0	0	0	L	17-34
12/25	Chiefs	P	1	0	1	0.0	0.0	0	0	0	0	0	0	0	0	0	0	0	0	0	0	0	0	0	0	L	10-29
01/04	Bengals	P	2	1	1	0.0	0.0	0	0	0	0	0	0	0	0	0	0	0	0	0	0	0	0	0	0	L	17-19
2024 TOTALS		11-0	14	9	5	1.0	9.0	2	13	1	0	0	0	0	0	0	0	0	0	0	0	0	0	0	0	10-7	

2023 GAME-BY-GAME REGULAR-SEASON STATISTICS (STEELERS)

DATE	OPPONENT	P/S	TACKLES							INTERCEPTIONS				O. FUMB			ST				MISC		W/L	SCORE				
			TK	S	A	SK	YDS	TFL	YDS	QBH	NO	YDS	LG	TD	PD	FF	FR	TD	YDS	TK	S	A			FF	FR	S	A
09/10	49ers	S	2	0	2	0.0	0.0	0	0	0	0	0	0	0	0	0	0	0	0	0	0	0	0	0	0	L	7-30	
09/18	Browns	S	3	1	2	0.0	0.0	0	0	0	0	0	0	0	0	1	0	0	0	0	0	0	0	0	0	0	W	26-22
09/24	at Raiders	S	2	1	1	0.0	0.0	0	0	0	0	0	0	0	0	0	0	0	0	0	0	0	0	0	0	0	W	23-18
10/01	at Texans	S	4	2	2	0.0	0.0	0	0	0	0	0	0	0	0	0	0	0	0	0	0	0	0	0	0	0	L	6-30
10/08	Ravens	S	2	0	2	0.0	0.0	0	0	0	0	0	0	0	0	0	0	0	0	0	0	0	0	0	0	0	W	17-10
10/22	at Rams	S	4	3	1	0.0	0.0	1	1	0	0	0	0	0	0	0	0	0	0	0	0	0	0	0	0	0	W	24-17
10/29	Jaguars	S	4	3	1	0.0	0.0	1	3	0	0	0	0	0	0	0	0	0	0	0	0	0	0	0	0	0	L	10-20
11/02	Titans	S	0	0	0	0.0	0.0	0	0	0	0	0	0	0	0	0	0	0	0	0	0	0	0	0	0	0	W	20-16
11/12	Packers																									W	23-19	
11/19	at Browns																									L	10-13	
11/26	at Bengals																									W	16-10	
12/03	Cardinals																									L	10-24	
12/07	Patriots	P	2	1	1	0.0	0.0	0	0	0	0	0	0	0	0	0	0	0	0	0	0	0	0	0	0	L	18-21	
12/16	at Colts	P	1	0	1	0.0	0.0	0	0	0	0	0	0	0	0	0	0	0	0	0	0	0	0	0	0	L	13-30	
12/23	Bengals	P	0	0	0	0.0	0.0	0	0	0	0	0	0	0	0	0	0	0	0	0	0	0	0	0	0	W	34-11	
12/31	at Seahawks	P	0	0	0	0.0	0.0	0	0	0	0	0	0	0	0	0	0	0	0	0	0	0	0	0	0	0	W	30-23
01/06	at Ravens	P	0	0	0	0.0	0.0	0	0	0	0	0	0	0	1	0	0	0	0	0	0	0	0	0	0	0	W	17-10
2023 TOTALS		13-8	24	11	13	0.0	0.0	2	4	0	0	0	0	0	1	1	0	0	0	0	0	0	0	0	0	0	10-7	

2022 GAME-BY-GAME REGULAR-SEASON STATISTICS (STEELERS)

DATE	OPPONENT	P/S	TACKLES							INTERCEPTIONS				O. FUMB			ST				MISC		W/L	SCORE				
			TK	S	A	SK	YDS	TFL	YDS	QBH	NO	YDS	LG	TD	PD	FF	FR	TD	YDS	TK	S	A			FF	FR	S	A
09/11	at Bengals	P	1	1	0	0.0	0.0	0	0	0	0	0	0	0	0	0	0	0	0	0	0	0	0	0	0	W	23-20+	
09/18	Patriots	P	1	0	1	0.0	0.0	0	0	0	0	0	0	0	0	0	0	0	0	0	0	0	0	0	0	0	L	14-17
09/22	at Browns	P	0	0	0	0.0	0.0	0	0	0	0	0	0	0	1	0	0	0	0	0	0	0	0	0	0	0	L	17-29
10/02	Jets	S	2	2	0	0.0	0.0	0	0	0	0	0	0	0	0	0	0	0	0	0	0	0	0	0	0	0	L	20-24
10/09	at Bills	P	0	0	0	0.0	0.0	0	0	0	0	0	0	0	0	0	0	0	0	0	0	0	0	0	0	0	L	3-38
10/16	Buccaneers	P	1	0	1	0.0	0.0	0	0	0	0	0	0	0	0	0	0	0	0	0	0	0	0	0	0	0	W	20-18
10/23	at Dolphins	P	2	1	1	0.0	0.0	0	0	0	0	0	0	0	0	0	0	0	0	0	0	0	0	0	0	0	L	10-16
10/30	at Eagles	P	0	0	0	0.0	0.0	0	0	0	0	0	0	0	0	0	0	0	0	0	0	0	0	0	0	0	L	13-35
11/13	Saints	S	2	1	1	0.0	0.0	0	0	0	0	0	0	0	0	0	0	0	0	0	0	0	0	0	0	0	W	20-10
11/20	Bengals	P	2	1	1	0.0	0.0	1	2	0	0	0	0	0	0	0	0	0	0	0	0	0	0	0	0	0	L	30-37
11/28	at Colts	S	3	1	2	0.0	0.0	0	0	0	0	0	0	0	0	0	0	0	0	0	0	0	0	0	0	0	W	24-17
12/04	at Falcons	S	3	0	3	0.0	0.0	0	0	0	0	0	0	0	0	0	0	0	0	0	0	0	0	0	0	0	W	19-16
12/11	Ravens	S	3	2	1	0.0	0.0	0	0	0	0	0	0	0	0	0	0	0	0	0	0	0	0	0	0	0	L	14-16
12/18	at Panthers	S	0	0	0	0.0	0.0	0	0	0	0	0	0	0	0	0	0	0	0	0	0	0	0	0	0	0	W	24-16
12/24	Raiders	S	3	2	1	0.0	0.0	0	0	0	0	0	0	0	0	0	0	0	0	0	0	0	0	0	0	0	W	13-10
01/01	at Ravens	S	1	0	1	0.0	0.0	0	0	0	0	0	0	0	0	0	0	0	0	0	0	0	0	0	0	0	W	16-13
01/08	Browns	S	2	1	1	0.0	0.0	0	0	0	0	0	0	0	0	0	0	0	0	0	0	0	0	0	0	0	W	28-14
2022 TOTALS		17-9	26	12	14	0.0	0.0	1	2	0	0	0	0	0	1	0	0	0	0	0	0	0	0	0	0	0	9-8	

+ - Overtime

2018 GAME-BY-GAME REGULAR-SEASON STATISTICS (PACKERS)

DATE	OPPONENT	P/S	TACKLES							INTERCEPTIONS				O. FUMB			ST				MISC		W/L	SCORE			
			TK	S	A	SK	YDS	TFL	YDS	QBH	NO	YDS	LG	TD	PD	FF	FR	TD	YDS	TK	S	A			FF	FR	S
09/09	Bears	P	1	1	0	0.0	0.0	0	0	0	0	0	0	0	0	0	0	0	0	0	0	0	0	0	0	W	24-23
09/16	Vikings	P	0	0	0	0.0	0.0	0	0	0	0	0	0	0	0	0	0	0	0	0	0	0	0	0	0	T	29-29
09/23	at Redskins	P	0	0	0	0.0	0.0	0	0	0	0	0	0	0	0	0	0	0	0	0	0	0	0	0	0	L	17-31
09/30	Bills	P	0	0	0	0.0	0.0	0	0	0	0	0	0	0	0	0	0	0	0	0	0	0	0	0	0	W	22-0
10/07	at Lions	P	0	0	0	0.0	0.0	0	0	0	0	0	0	0	0	0	0	0	0	0	0	0	0	0	0	L	23-31
10/15	49ers	P	0	0	0	0.0	0.0	0	0	0	0	0	0	0	0	0	0	0	0	0	0	0	0	0	0	W	33-30
10/28	at Rams	P	1	0	1	0.0	0.0	0	0	0	0	0	0	0	0	0	0	0	0	0	0	0	0	0	0	L	27-29
11/04	at Patriots	P	0	0	0	0.0	0.0	0	0	0	0	0	0	0	0	0	0	0	0	0	0	0	0	0	0	L	17-31
11/11	Dolphins	P	1	1	0	1.0	2.0	1	2	1	0	0	0	0	0	0	0	0	0	0	0	0	0	0	0	W	31-12
11/15	at Seahawks	P	0	0	0	0.0	0.0	0	0	0	0	0	0	0	0	0	0	0	0	0	0	0	0	0	0	L	24-27
11/25	at Vikings	P	3	2	1	0.0	0.0	0	0	0	0	0	0	0	0	0	0	0	0	0	0	0	0	0	0	L	17-24
12/02	Cardinals	P	1	1	0	0.0	0.0	0	0	0	0	0	0	0	0	0	0	0	0	0	0	0	0	0	0	L	17-20
12/09	Falcons	P	1	1	0	0.0	0.0	0	0	0	0	0	0	0	0	0	0	0	0	0	0	0	0	0	0	W	34-20
12/16	at Bears	P	3	2	1	0.5	1.5	0	0	1	0	0	0	0	0	1	0	0	0	0	0	0	0	0	0	L	17-24
12/23	at Jets	S	2	0	2	0.0	0.0	0	0	0	0	0	0	0	0	0	0	0	0	0	0	0	0	0	0	W	44-38+
12/30	Lions	P	7	3	4	0.0	0.0	0	0	0	0	0	0	0	0	0	0	0	0	0	0	0	0	0	0	L	0-31
2018 TOTALS		16-1	20	11	9	1.5	3.5	1	2	2	0	0	0	0	0	1	0	0	0	0	0	0	0	0	0	6-9-1	

+ - Overtime

2017 GAME-BY-GAME REGULAR-SEASON STATISTICS (PACKERS)

DATE	OPPONENT	P/S	TACKLES							INTERCEPTIONS				O. FUMB			ST				MISC		W/L	SCORE			
			TK	S	A	SK	YDS	TFL	YDS	QBH	NO	YDS	LG	TD	PD	FF	FR	TD	YDS	TK	S	A			FF	FR	S
09/10	Seahawks																									W	17-9
09/17	at Falcons																									L	23-34
09/24	Bengals	P	0	0	0	0.0	0.0	0	0	0	0	0	0	0	0	0	0	0	0	0	0	0	0	0	0	W	27-24+
09/28	Bears																									W	35-14
10/08	at Cowboys																									W	35-31
10/15	at Vikings																									L	10-23
10/22	Saints																									L	17-26
11/06	Lions	P	0	0	0	0.0	0.0	0	0	0	0	0	0	0	0	0	0	0	0	0	0	0	0	0	0	L	17-30
11/12	at Bears	P	0	0	0	0.0	0.0	0	0	1	0	0	0	0	0	0	0	0	0	0	0	0	0	0	0	W	23-16
11/19	Ravens																									L	0-23
11/26	at Steelers	P	1	0	1	0.0	0.0	0	0	0	0	0	0	0	0	0	0	0	0	0	0	0	0	0	0	L	28-31
12/03	Buccaneers																									W	26-20+
12/10	at Browns	P	1	1	0	0.0	0.0	0	0	0	0	0	0	0	0	0	0	0	0	0	0	0	0	0	0	W	27-21+
12/17	at Panthers																									L	24-31
12/23	Vikings	P	0	0	0	0.0	0.0	0	0	0	0	0	0	0	0	0	0	0	0	0	0	0	0	0	0	L	0-16
12/31	at Lions	P	0	0	0	0.0	0.0	0	0	0	0	0	0	0	0	0	0	0	0	0	0	0	0	0	0	L	11-35
2017 TOTALS		7-0	2	1	1	0.0	0.0	0	0	1	0	0	0	0	0	0	0	0	0	0	0	0	0	0	0	7-9	

+ - Overtime

2023 GAME-BY-GAME POSTSEASON STATISTICS (STEELERS)

DATE	OPPONENT	P/S	TACKLES							INTERCEPTIONS				O. FUMB			ST				MISC		W/L	SCORE				
			TK	S	A	SK	YDS	TFL	YDS	QBH	NO	YDS	LG	TD	PD	FF	FR	TD	YDS	TK	S	A			FF	FR	S	A
01/15	at Bills	P	1	0	1	0.0	0.0	0	0	0	0	0	0	0	0	0	0	0	0	0	0	0	0	0	0	L	17-31	
2023 TOTALS		1-0	1	0	1	0.0	0.0	0	0	0	0	0	0	0	0	0	0	0	0	0	0	0	0	0	0	0	0-1	



KYLE^{QB}
ALLEN

HEIGHT: 6-3
WEIGHT: 210
COLLEGE: Houston
BORN: March 8, 1996

HOW ACQUIRED: FA '24
NFL EXPERIENCE: 7th year
BIRTHPLACE: Scottsdale, AZ



PRO CAREER

- ✦ Played in 30 games (19 starts) in his six-year NFL career (Carolina 2018-19; Washington 2020-21; Houston 2022; Buffalo 2023)
- ✦ Completed 441-of-704 passes (62.6%) for 4,734 yards and 26 TDs
- ✦ Owns a career passer rating of 82.2
- ✦ Made NFL debut in Week 16 of 2018 (vs. Atlanta)
- ✦ Made NFL starting debut in Week 17 of 2018 (at New Orleans)

2023 (BILLS)

- ✦ Played in seven games (no starts)
- ✦ Did not attempt a pass

2022 (TEXANS)

- ✦ Played in two games (two starts)
- ✦ Completed 46-of-78 passes (59.0%) and threw for 416 passing yards and two TDs
- ✦ Served as the backup quarterback to QB Davis Mills from Weeks 3-11
- ✦ Named the starting quarterback for the Week 12 matchup at Miami (11/27), passing for 215 yards and one TD
- ✦ Started in Week 13 vs. Cleveland and threw for 201 yards and one TD (20-of-39)

2021 (COMMANDERS)

- ✦ Played in two games (no starts)
- ✦ Added depth to the quarterback position and made two appearances late in the season, completing 12-of-19 passes (63.2 percent) for 120 yards, one TD and a passer rating of 98.6
- ✦ Made his first appearance of the season in Week 14 vs. Dallas and completed four-of-nine passes for 53 yards
- ✦ Played in Week 16 at Dallas and completed 8-of-10 passes for 67 yards and one TD

2020 (COMMANDERS)

- ✦ Played in four games (four starts)
- ✦ Completed 60-of-87 passes (69.0 percent) for 610 yards, four TDs, one interception and a passer rating of 99.3
- ✦ Posted his best completion percentage of the season in Week 6 at N.Y. Giants, completing 31-of-42 passes for 280 yards, two TDs and a passer rating of 97.3
- ✦ Recorded a season-best passer rating of 111.1 in Week 7 vs. Dallas, completing 15-of-25 passes (60.0 percent) for 194 yards and two TDs

2019 (PANTHERS)

- ✦ Played in 13 games (12 starts)
- ✦ Completed 303-of-489 passes (62.0 percent) for 3,322 yards, 17 TDs and a passer rating of 80.0
- ✦ Notched a career-high passer rating of 144.4 in his first start of the season in Week 3 at Arizona, completing 19-of-26 passes (73.1 percent) for 261 yards and a career-high four TDs
- ✦ Connected on 20-of-32 passes for 227 yards with two TDs for a 104.6 passer rating in a win in Week 6 at Tampa Bay
- ✦ Completed 28-of-43 passes (65.1 percent) for 307 yards, one TD and a passer rating of 84.2 in Week 10 at Green Bay
- ✦ Passed for a career-high 325 yards and completed 31-of-50 passes (62.0 percent) in Week 11 vs. Atlanta

2018 (PANTHERS)

- ✦ Played in two games (one start)
- ✦ Made his NFL debut in Week 16 vs. Atlanta, completing four-of-four passes for 38 yards
- ✦ Made his first career start in a win in Week 17 at New Orleans, becoming the seventh rookie quarterback with a start in Panthers history as he threw for 228 yards and two TDs for a 111.3 rating

TRANSACTIONS

- ✦ Signed with Pittsburgh on Apr. 1, 2024
- ✦ Signed with Houston on March 23, 2022
- ✦ Signed an extension with the Commanders on March 18, 2021
- ✦ Traded to Washington on March 23, 2020
- ✦ Signed an contract extension with Carolina on March 10, 2020
- ✦ Elevated to the Panthers active roster on Dec. 20, 2018
- ✦ Signed to the Carolina practice squad on Oct. 30, 2018
- ✦ Released from the Panthers practice squad on Sept. 10, 2018
- ✦ Signed to the Carolina practice squad on Sept. 2, 2018
- ✦ Released by the Panthers on Sept. 1, 2018
- ✦ Signed with Carolina as an undrafted free agent on Apr. 30, 2018

PERSONAL

- ✦ Attended Desert Mountain H.S. in Scottsdale, Arizona, where he was rated as the nation's top quarterback in 2014 by ESPN, Rivals, Scout and 247Sports after throwing for more than 8,000 yards and 86 TDs over his high school career
- ✦ Named a 2014 US Army All-American
- ✦ Completed 186-of-272 passes (68.3 percent) for 2,535 yards and 29 TDs as a senior

COLLEGE

- ✦ Played one season at the University of Houston (2017) after spending his first two seasons (2014-15) at Texas A&M University
- ✦ Played in five games (three starts) for Houston in 2017, throwing for 751 yards with four TDs in his only season with the Cougars
- ✦ Broke the Houston single-game completion percent age record at 93.9 on 31-33 passing in a win over Rice (9/16/17)
- ✦ Sat out the 2016 season due to NCAA transfer rules
- ✦ Led the Aggies in passing and total offense as a sophomore (2015), completing 160-of-283 passes for 2,210 yards and 17 TDs against seven interceptions, becoming the eighth quarterback in Texas A&M history to pass for 2,000 yards and 15 TDs in a season

KYLE ALLEN'S NFL REGULAR SEASON PASSING STATISTICS

DATE	TEAM	GP	GS	ATT.	CMP.	PCT.	YDS	AVG.	TD	INT.	LG	SK	LST	RATE
2018	Panthers	2	1	31	20	64.5	266	8.6	2	0	53t	0	0	113.1
2019	Panthers	13	12	489	303	62.0	3,322	6.8	17	16	52t	46	397	80.0
2020	Football Team	4	4	87	60	69.0	610	7.0	4	1	52t	7	44	99.3
2021	Football Team	2	0	19	12	63.2	120	6.3	1	0	19	2	5	98.6
2022	Texans	2	2	78	46	59.0	416	5.3	2	4	39	5	41	60.6
2023	Bills	7	0	0	0	0.0	0	0.0	0	0	0	0	0	0.0
2024	Steelers	1	0	1	1	100.0	19	19.0	0	0	19	0	0	118.8
TOTALS		31	19	705	442	62.7	4,753	6.7	26	21	53T	60	487	82.3

KYLE ALLEN'S NFL POSTSEASON PASSING STATISTICS

DATE	TEAM	GP	GS	ATT.	CMP.	PCT.	YDS	AVG.	TD	INT.	LG	SK	LST	RATE
2020	Football Team	0	0	0	0	0.0	0	0.0	0	0	0	0	0	0.0
2023	Bills	0	0	0	0	0.0	0	0.0	0	0	0	0	0	0.0
TOTALS		0	0	0	0	0.0	0	0.0	0	0	0	0	0	0.0

KYLE ALLEN'S NFL REGULAR SEASON RUSHING STATISTICS

DATE	TEAM	NO.	YDS.	AVG.	LG	TD
2018	Panthers	5	19	3.8	10	1
2019	Panthers	32	106	3.3	17t	2
2020	Football Team	7	26	3.7	13	1
2021	Football Team	2	11	5.5	11	0
2022	Texans	6	13	2.2	5	0
2023	Bills	13	-13	-1.0	0	0
2024	Steelers	0	0	0.0	0	0
TOTALS		65	162	2.5	17T	4

KYLE ALLEN'S NFL POSTSEASON RUSHING STATISTICS

DATE	TEAM	NO.	YDS.	AVG.	LG	TD
2020	Football Team	0	0	0.0	0	0
2023	Bills	0	0	0.0	0	0
TOTALS		0	0	0.0	0	0

KYLE ALLEN'S NFL REGULAR SEASON PASSING/RUSHING STATISTICS

DATE	TEAM	GP	GS	PASSING											RUSHING				
				ATT.	CMP.	PCT.	YDS	AVG.	TD	INT.	LG	SK	LST	RATE	NO.	YDS.	AVG.	LG	TD
2018	Panthers	2	1	31	20	64.5	266	8.6	2	0	53t	0	0	113.1	5	19	3.8	10	1
2019	Panthers	13	12	489	303	62.0	3,322	6.8	17	16	52t	46	397	80.0	32	106	3.3	17t	2
2020	Football Team	4	4	87	60	69.0	610	7.0	4	1	52t	7	44	99.3	7	26	3.7	13	1
2021	Football Team	2	0	19	12	63.2	120	6.3	1	0	19	2	5	98.6	2	11	5.5	11	0
2022	Texans	2	2	78	46	59.0	416	5.3	2	4	39	5	41	60.6	6	13	2.2	5	0
2023	Bills	7	0	0	0	0.0	0	0.0	0	0	0	0	0	0.0	13	-13	-1.0	0	0
2024	Steelers	1	0	1	1	100.0	19	19.0	0	0	19	0	0	118.8	0	0	0.0	0	0
TOTALS		31	19	705	442	62.7	4,753	6.7	26	21	53T	60	487	82.3	65	162	2.5	17T	4

KYLE ALLEN'S NFL POSTSEASON PASSING/RUSHING STATISTICS

DATE	TEAM	GP	GS	PASSING											RUSHING				
				ATT.	CMP.	PCT.	YDS	AVG.	TD	INT.	LG	SK	LST	RATE	NO.	YDS.	AVG.	LG	TD
2020	Football Team	0	0	0	0	0.0	0	0.0	0	0	0	0	0	0.0	0	0	0.0	0	0
2023	Bills	0	0	0	0	0.0	0	0.0	0	0	0	0	0	0.0	0	0	0.0	0	0
TOTALS		0	0	0	0	0.0	0	0.0	0	0	0	0	0	0.0	0	0	0.0	0	0

SINGLE-GAME HIGHS: QUARTERBACK

Pass Attempts	50 vs. Atlanta Falcons, Nov 17, 2019	Passer Rating	144.4 at Arizona Cardinals, Sep 22, 2019
	46 vs. Washington Redskins, Dec 01, 2019		112.7 at New Orleans Saints, Nov 24, 2019
Pass Completions	31 at New York Giants, Oct 18, 2020	Rush Attempts	6 at Atlanta Falcons, Dec 08, 2019
	31 vs. Atlanta Falcons, Nov 17, 2019		5 vs. Seattle Seahawks, Dec 15, 2019
Yards Passing	325 vs. Atlanta Falcons, Nov 17, 2019	Rushing Yards	25 vs. Seattle Seahawks, Dec 15, 2019
	307 at Green Bay Packers, Nov 10, 2019		24 at Atlanta Falcons, Dec 08, 2019
TD Passes	4 at Arizona Cardinals, Sep 22, 2019	Longest Runs	17t vs. Washington Redskins, Dec 01, 2019
	3 at New Orleans Saints, Nov 24, 2019		13 vs. Dallas Cowboys, Oct 25, 2020
Long Passes	53t at New Orleans Saints, Dec 30, 2018	Rushing TDs	1 vs. Los Angeles Rams, Oct 11, 2020
	52t vs. Dallas Cowboys, Oct 25, 2020		1 at Atlanta Falcons, Dec 08, 2019
	...3 more at 52.		...2 more at 1.
Completion Percentage	73.8 at New York Giants, Oct 18, 2020		
	73.1 at Arizona Cardinals, Sep 22, 2019		

300-YARD PASSING GAMES (2): REGULAR SEASON

DATE	TEAM	NO.	YDS.	AVG.	LG	TD
11/10/19	at Packers	28	307	11.0	38	1
11/17/19	FALCONS	31	325	10.5	31	0

2024 GAME-BY-GAME REGULAR-SEASON STATISTICS (STEELERS)

DATE	OPPONENT	P/S	PASSING													RUSHING				W/L	SCORE
			ATT	CMP	YDS	PCT	Y/A	Y/C	TD	INT	LG	SK/YD	RATE	ATT	YDS	LG	TD				
09/08	at Falcons		DID NOT PLAY (NON-INJURY)																	W	18-10
09/15	at Broncos		DID NOT PLAY (NON-INJURY)																	W	13-6
09/22	Chargers		DID NOT PLAY (NON-INJURY)																	W	20-10
09/29	at Colts		DID NOT PLAY (NON-INJURY)																	L	24-27
10/06	Cowboys	P	1	1	19	100.0	19.0	19.0	0	0	19	0/0	118.8	0	0	0	0	L	17-20		
10/13	at Raiders		ON INACTIVE LIST																	W	32-13
10/20	Jets		ON INACTIVE LIST																	W	37-15
10/28	Giants		DID NOT PLAY (NON-INJURY)																	W	26-18
11/10	at Commanders		ON INACTIVE LIST																	W	28-27
11/17	Ravens		ON INACTIVE LIST																	W	18-16
11/21	at Browns		INACTIVE																	L	19-24
12/01	at Bengals		ON INACTIVE LIST																	W	44-38
12/08	Browns		ON INACTIVE LIST																	W	27-14
12/15	at Eagles		INACTIVE																	L	13-27
12/21	at Ravens		DID NOT PLAY (NON-INJURY)																	L	17-34
12/25	Chiefs		DID NOT PLAY (NON-INJURY)																	L	10-29
01/04	Bengals		ON INACTIVE LIST																	L	17-19
2024 TOTALS		1-0	1	1	19	100.0	19.0	19.0	0	0	19	0/0	118.8	0	0	0	0	10-7			

2023 GAME-BY-GAME REGULAR-SEASON STATISTICS (BILLS)

DATE	OPPONENT	P/S	PASSING													RUSHING				W/L	SCORE
			ATT	CMP	YDS	PCT	Y/A	Y/C	TD	INT	LG	SK/YD	RATE	ATT	YDS	LG	TD				
09/11	at Jets		DID NOT PLAY (NON-INJURY)																	L	16-22+
09/17	Raiders	P	0	0	0	0.0	0.0	0.0	0	0	0	0/0	0.0	2	-2	-1	0	W	38-10		
09/24	at Commanders	P	0	0	0	0.0	0.0	0.0	0	0	0	0/0	0.0	2	-2	-1	0	W	37-3		
10/01	Dolphins	P	0	0	0	0.0	0.0	0.0	0	0	0	0/0	0.0	3	-3	-1	0	W	48-20		
10/08	Jaguars		DID NOT PLAY (NON-INJURY)																	L	20-25
10/15	Giants	P	0	0	0	0.0	0.0	0.0	0	0	0	0/0	0.0	0	0	0	0	W	14-9		
10/22	at Patriots		DID NOT PLAY (NON-INJURY)																	L	25-29
10/26	Buccaneers		DID NOT PLAY (NON-INJURY)																	W	24-18
11/05	at Bengals		DID NOT PLAY (NON-INJURY)																	L	18-24
11/13	Broncos		DID NOT PLAY (NON-INJURY)																	L	22-24
11/19	Jets	P	0	0	0	0.0	0.0	0.0	0	0	0	0/0	0.0	2	-2	-1	0	W	32-6		
11/26	at Eagles		DID NOT PLAY (NON-INJURY)																	L	34-37+
12/10	at Chiefs		DID NOT PLAY (NON-INJURY)																	W	20-17
12/17	Cowboys	P	0	0	0	0.0	0.0	0.0	0	0	0	0/0	0.0	2	-2	-1	0	W	31-10		
12/23	at Chargers		DID NOT PLAY (NON-INJURY)																	W	24-22
12/31	Patriots	P	0	0	0	0.0	0.0	0.0	0	0	0	0/0	0.0	2	-2	0	0	W	27-21		
01/07	at Dolphins		DID NOT PLAY (NON-INJURY)																	W	21-14
2023 TOTALS		7-0	0	0	0	0.0	0.0	0.0	0	0	0	0/0	0.0	13	-13	0	0	11-6			

+ - Overtime

2022 GAME-BY-GAME REGULAR-SEASON STATISTICS (TEXANS)

DATE	OPPONENT	P/S	PASSING													RUSHING				W/L/T	SCORE
			ATT	CMP	YDS	PCT	Y/A	Y/C	TD	INT	LG	SK/YD	RATE	ATT	YDS	LG	TD				
09/11	Colts		ON INACTIVE LIST																	T	20-20
09/18	at Broncos		ON INACTIVE LIST																	L	9-16
09/25	at Bears		DID NOT PLAY (NON-INJURY)																	L	20-23
10/02	Chargers		DID NOT PLAY (NON-INJURY)																	L	24-34
10/09	at Jaguars		DID NOT PLAY (NON-INJURY)																	W	13-6
10/23	at Raiders		DID NOT PLAY (NON-INJURY)																	L	20-38
10/30	Titans		DID NOT PLAY (NON-INJURY)																	L	10-17
11/03	Eagles		DID NOT PLAY (NON-INJURY)																	L	17-29
11/13	at Giants		DID NOT PLAY (NON-INJURY)																	L	16-24
11/20	Commanders		DID NOT PLAY (NON-INJURY)																	L	10-23
11/27	at Dolphins	S	39	26	215	66.7	5.5	8.3	1	2	39	5/41	67.8	4	12	5	0	L	15-30		
12/04	Browns	S	39	20	201	51.3	5.2	10.1	1	2	39	0/0	53.5	2	1	1	0	L	14-27		
12/11	at Cowboys		ON INACTIVE LIST																	L	23-27
12/18	Chiefs		INACTIVE																	L	24-30+
12/24	at Titans		INACTIVE																	W	19-14
01/01	Jaguars		INACTIVE																	L	3-31
01/08	at Colts		ON INACTIVE LIST																	W	32-31
2022 TOTALS		2-2	78	46	416	59.0	5.3	9.0	2	4	39	5/41	60.6	6	13	5	0	3-13-1			

+ - Overtime

2021 GAME-BY-GAME REGULAR-SEASON STATISTICS (FOOTBALL TEAM)

DATE	OPPONENT	P/S	PASSING													RUSHING				W/L	SCORE
			ATT	CMP	YDS	PCT	Y/A	Y/C	TD	INT	LG	SK/YD	RATE	ATT	YDS	LG	TD				
09/12	Chargers		ON INACTIVE LIST																	L	16-20
09/16	Giants		DID NOT PLAY (NON-INJURY)																	W	30-29
09/26	at Bills		DID NOT PLAY (NON-INJURY)																	L	21-43
10/03	at Falcons		DID NOT PLAY (NON-INJURY)																	W	34-30
10/10	Saints		DID NOT PLAY (NON-INJURY)																	L	22-33
10/17	Chiefs		DID NOT PLAY (NON-INJURY)																	L	13-31
10/24	at Packers		DID NOT PLAY (NON-INJURY)																	L	10-24
10/31	at Broncos		DID NOT PLAY (NON-INJURY)																	L	10-17
11/14	Buccaneers		DID NOT PLAY (NON-INJURY)																	W	29-19
11/21	at Panthers		DID NOT PLAY (NON-INJURY)																	W	27-21
11/29	Seahawks		DID NOT PLAY (NON-INJURY)																	W	17-15
12/05	at Raiders		DID NOT PLAY (NON-INJURY)																	W	17-15
12/12	Cowboys	P	9	4	53	44.4	5.9	13.3	0	0	19	1/5	63.7	2	11	11	0	L	20-27		
12/21	at Eagles		DID NOT PLAY																	L	17-27
12/26	at Cowboys	P	10	8	67	80.0	6.7	8.4	1	0	19	1/0	127.9	0	0	0	0	L	14-56		
01/02	Eagles		DID NOT PLAY (NON-INJURY)																	L	16-20
01/09	at Giants		DID NOT PLAY (NON-INJURY)																	W	22-7
2021 TOTALS		2-0	19	12	120	63.2	6.3	10.0	1	0	19	2/5	98.6	2	11	11	0	7-10			

2020 GAME-BY-GAME REGULAR-SEASON STATISTICS (FOOTBALL TEAM)

DATE	OPPONENT	P/S	PASSING													RUSHING				W/L	SCORE
			ATT	CMP	YDS	PCT	Y/A	Y/C	TD	INT	LG	SK/YD	RATE	ATT	YDS	LG	TD				
09/13	Eagles		DID NOT PLAY (NON-INJURY)																	W	27-17
09/20	at Cardinals		DID NOT PLAY (NON-INJURY)																	L	15-30
09/27	at Browns		DID NOT PLAY (NON-INJURY)																	L	20-34
10/04	Ravens		DID NOT PLAY (NON-INJURY)																	L	17-31
10/11	Rams	S	13	9	74	69.2	5.7	8.2	0	0	18	2/10	83.5	1	7	7t	1	L	10-30		
10/18	at Giants	S	42	31	232	73.8	6.7	9.0	2	1	29	3/29	97.3	2	8	6	0	L	19-20		
10/25	Cowboys	S	15	15	194	60.0	7.8	12.9	2	0	52t	2/5	111.1	4	11	13	0	W	25-3		
11/08	Giants	S	7	5	62	71.4	8.9	12.4	0	0	21	0/0	98.5	0	0	0	0	L	20-23		
11/15	at Lions		ON INACTIVE LIST																	L	27-30
11/22	Bengals		DID NOT PLAY																	W	20-9
11/26	at Cowboys		DID NOT PLAY																	W	41-16
12/07	at Steelers		DID NOT PLAY																	W	23-17
12/13	at 49ers		DID NOT PLAY																	W	23-15
12/20	Seahawks		DID NOT PLAY																	L	15-20
12/27	Panthers		DID NOT PLAY																	L	13-20
01/03	at Eagles		DID NOT PLAY																	W	20-14
2020 TOTALS		4-4	87	60	610	69.0	7.0	10.2	4	1	52T	7/44	99.3	7	26	13	1	7-9			

2019 GAME-BY-GAME REGULAR-SEASON STATISTICS (PANTHERS)

DATE	OPPONENT	P/S	PASSING													RUSHING				W/L	SCORE
			ATT	CMP	YDS	PCT	Y/A	Y/C	TD	INT	LG	SK/YD	RATE	ATT	YDS	LG	TD				
09/08	Rams		DID NOT PLAY (NON-INJURY)																	L	27-30
09/12	Buccaneers		DID NOT PLAY (NON-INJURY)																	L	14-20
09/22	at Cardinals	S	26	19	261	73.1	10.0	13.7	4	0	52t	2/21	144.4	3	-1	1	0	W	38-20		
09/29	at Texans	S	34	24	232	70.6	6.8	9.7	0	0	27	3/29	89.3	0	0	0	0	W	16-10		
10/06	Jaguars	S	30	17	181	56.7	6.0	10.6	1	0	52	3/21	85.6	1	4	4	0	W	34-27		
10/13	at Buccaneers	S	32	20	227	62.5	7.1	11.4	2	0	30	2/18	104.6	3	3	4	0	W	37-26		
10/27	at 49ers	S	37	19	158	51.4	4.3	8.3	0	3	24	7/58	28.9	0	0	0	0	L	13-51		
11/03	Titans	S	32	17	232	53.1	7.3	13.6	2	1	32	3/18	84.4	3	-4	-1	0	W	30-20		
11/10	at Packers	S	43	28	307	65.1	7.1	11.0	1	1	38	3/26	84.2	3	12	8	0	L	16-24		
11/17	Falcons	S	50	31	325	62.0	6.5	10.5	0	4	31	5/55	47.5	1	7	7	0	L	3-29		
11/24	at Saints	S	36	23	256	63.9	7.1	11.1	3	0	52	4/26	112.7	1	9	9	0	L	31-34		
12/01	Redskins	S	46	27	278	58.7	6.0	10.3	2	1	33	7/65	81.6	4	22	17t	1	L	21-29		
12/08	at Falcons	S	41	28	293	68.3	7.1	10.5	1	2	39	5/48	76.6	6	24	8	1	L	20-40		
12/15	Seahawks	S	41	25	277	61.0	6.8	11.1	1	3	22	1/8	58.7	5	25	10	0	L	24-30		
12/22	at Colts		DID NOT PLAY (NON-INJURY)																	L	6-38
12/29	Saints	P	41	25	295	61.0	7.2	11.8	0	1	40	1/4	72.7	2	5	4	0	L	10-42		
2019 TOTALS		13-12	489	303	3,322	62.0	6.8	11.0	17	16	52T	46/397	80.0	32	106	17T	2	5-11			

2018 GAME-BY-GAME REGULAR-SEASON STATISTICS (PANTHERS)

DATE	OPPONENT	P/S	PASSING											RUSHING				W/L	SCORE				
			ATT	CMP	YDS	PCT	Y/A	Y/C	TD	INT	LG	SK/YD	RATE	ATT	YDS	LG	TD						
09/09	Cowboys																					W	16-8
09/16	at Falcons																					L	24-31
09/23	Bengals																					W	31-21
10/07	Giants																					W	33-31
10/14	at Redskins																					L	17-23
10/21	at Eagles																					W	21-17
10/28	Ravens																					W	36-21
11/04	Buccaneers																					W	42-28
11/08	at Steelers																					L	21-52
11/18	at Lions																					L	19-20
11/25	Seahawks																					L	27-30
12/02	at Buccaneers																					L	17-24
12/09	at Browns																					L	20-26
12/17	Saints																					L	9-12
12/23	Falcons	P	4	4	38	100.0	9.5	9.5	0	0	24	0/0	106.2	0	0	0	0	0	0			L	10-24
12/30	at Saints	S	27	16	228	59.3	8.4	14.3	2	0	53t	0/0	111.3	5	19	10	1	1	1			W	33-14
2018 TOTALS		2-1	31	20	266	64.5	8.6	13.3	2	0	53T	0/0	113.1	5	19	10	1	1	1			7-9	

2023 GAME-BY-GAME POSTSEASON STATISTICS (BILLS)

DATE	OPPONENT	P/S	PASSING											RUSHING				W/L	SCORE					
			ATT	CMP	YDS	PCT	Y/A	Y/C	TD	INT	LG	SK/YD	RATE	ATT	YDS	LG	TD							
01/15	Steelers																						W	31-17
01/21	Chiefs																						L	24-27
2023 TOTALS		0-0	0	0	0	0.0	0.0	0.0	0	0	0	0/0	0.0	0	0	0	0	0	0			1-1		

2020 GAME-BY-GAME POSTSEASON STATISTICS (FOOTBALL TEAM)

DATE	OPPONENT	P/S	PASSING											RUSHING				W/L	SCORE					
			ATT	CMP	YDS	PCT	Y/A	Y/C	TD	INT	LG	SK/YD	RATE	ATT	YDS	LG	TD							
01/09	Buccaneers																						L	23-31
2020 TOTALS		0-0	0	0	0	0.0	0.0	0.0	0	0	0	0/0	0.0	0	0	0	0	0	0			0-1		



SPENCER OL
ANDERSON

HEIGHT: 6-5
WEIGHT: 305
COLLEGE: Maryland
BORN: June 7, 2000

HOW ACQUIRED: D7b '23
NFL EXPERIENCE: 1st year
BIRTHPLACE: Bowie, MD



PRO CAREER

- ✦ Has played in eight regular-season games (no starts) in his one-year NFL career (Pittsburgh 2023)
- ✦ Made NFL debut in Week 4 of 2023 (at Houston)

2023 (STEELERS)

- ✦ Played in eight regular-season games (no starts), primarily on special teams

TRANSACTIONS

- ✦ Signed four-year contract with Pittsburgh on May 13, 2023
- ✦ Drafted by the Steelers in the seventh round (251st overall) of the 2023 NFL Draft

PERSONAL

- ✦ A consensus three-star recruit across all major recruiting outlets
- ✦ Rated the 16th overall player in the state of Maryland by 247sports.com
- ✦ Honorable Mention All-Metro selection as a senior
- ✦ Received offers from North Carolina, Pitt, and Wake Forest
- ✦ Coached by Keita Malloy
- ✦ Son of Robert and Anita Anderson
- ✦ Father played football at Howard University
- ✦ Has one older brother
- ✦ Undefeated on the chess team at his school
- ✦ Cousin of professional basketball player Harry Giles
- ✦ Graduated with a degree in Business and Management

COLLEGE

- ✦ Appeared in 45 games (42 starts) at Maryland (2018-22)
- ✦ 2022 Pro Football Focus Preseason All-Big Ten second team
- ✦ 2022 East-West Shrine Bowl 1000
- ✦ 2021 All-Big Ten honorable mention
- ✦ 2020-21 Big Ten Distinguished Scholar
- ✦ Started all 13 games on the offensive line, 12 at right guard and one at right tackle in 2022
- ✦ Blocked for a Maryland passing offense that ranked third in the Big Ten in 2022 by averaging 259.8 yards per game in the air

SPENCER ANDERSON'S NFL REGULAR SEASON STATISTICS

DATE	TEAM	GP	GS
2023	Steelers	8	0
2024	Steelers	17	4
NFL TOTALS		25	4

SPENCER ANDERSON'S NFL POSTSEASON STATISTICS

DATE	TEAM	GP	GS
2023	Steelers	1	0
NFL TOTALS		1	0

2024 GAME-BY-GAME REGULAR-SEASON STATISTICS (STEELERS)

DATE	OPPONENT	P/S	W/L	SCORE
09/08	at Falcons	S	W	18-10
09/15	at Broncos	S	W	13-6
09/22	Chargers	S	W	20-10
09/29	at Colts	P	L	24-27
10/06	Cowboys	P	L	17-20
10/13	at Raiders	P	W	32-13
10/20	Jets	P	W	37-15
10/28	Giants	P	W	26-18
11/10	at Commanders	P	W	28-27
11/17	Ravens	S	W	18-16
11/21	at Browns	P	L	19-24
12/01	at Bengals	P	W	44-38
12/08	Browns	P	W	27-14
12/15	at Eagles	P	L	13-27
12/21	at Ravens	P	L	17-34
12/25	Chiefs	P	L	10-29
01/04	Bengals	P	L	17-19
2024 TOTALS		17-4	10-7	



CALVIN ^{WR}
AUSTIN III

HEIGHT: 5-9
WEIGHT: 162
COLLEGE: Memphis
BORN: March 24, 1999

HOW ACQUIRED: D4 '22
NFL EXPERIENCE: 3rd year
BIRTHPLACE: Memphis, TN



PRO CAREER

- ✦ Has played in 17 regular-season games (one start)
- ✦ Has registered 17 receptions for 180 yards (10.6 avg.) and one TD
- ✦ Has rushed 11 times for 57 yards and one TD
- ✦ Hauled in a 72-yard TD catch in Week 3 of 2023 at Las Vegas
- ✦ Made NFL debut in Week 1 of 2023 (vs. San Francisco)
- ✦ Made NFL starting debut in Week 5 of 2023 (vs. Baltimore)

2023 (STEELERS)

- ✦ Played in 17 regular-season games (one start)
- ✦ Caught 17 passes for 180 yards (10.6 avg.) and one TD
- ✦ Hauled in a 72-yard TD catch in Week 3 at Las Vegas
- ✦ Rushed for 57 yards on 11 carries (5.2 avg.) and one TD
- ✦ Registered a seven-yard TD run in Week 16 vs. Cincinnati

2022 (STEELERS)

- ✦ Spent the entire season on the Reserve/Injured List

TRANSACTIONS

- ✦ Drafted by Pittsburgh in the fourth round (138th overall) of the 2022 NFL Draft

PERSONAL

- ✦ Three-year member of the varsity squad at Harding Academy in Memphis
- ✦ Helped lead the Lions to three-straight Tennessee Secondary School Athletic Association (TSSAA) Division II Class A state playoffs appearances, including a spot in the semifinals in 2015
- ✦ Harding had a combined 26-9 record those three seasons
- ✦ For his career, pulled in 74 catches for 1,513 yards and 24 receiving TDs, also rushed for 558 yards and eight more scores, totaled 49 career TD (24 receive/8 rush/6 punt return/5 kick return/4 interception return/2 fumble return), logged 758 kick return yards and 541 punt return yards, finished with 3,492 all-purpose yards and 2,071 total yards over his career
- ✦ Named 2016 Tennessee Titans Mr. Football semifinalist (D2A back), 2016 Tennessee Sports Writers Association (TSWA) D2A All-State first team and 2016 Donovan Stewart D2A All-State
- ✦ Two-time D2A West 1 All-District (2015, 2016)
- ✦ Two-time D2A West 1 Special Teams Player of the Year (2015, 2016)
- ✦ 2016 Toyota East-West All-Star Classic
- ✦ Three time Commercial Appeal Best of Preps pick (2014-16)
- ✦ Also a track and field standout at Harding Academy becoming a nine-time state champion in sprints/relays, seven-time TSWA All-State honoree and setting five school records
- ✦ 2015-16, 2016-17 Commercial Appeal Best of Preps Boys Track and Field Athlete of the Year
- ✦ Helped lead the Lions to a TSSAA D2A state championships runner-up finish in 2017
- ✦ Son of Calvin and Mimi Austin

COLLEGE

- ✦ Played in 49 career games at Memphis (2018-21)
- ✦ Caught 156 passes for 2,541 yards (16.3 yards/reception) and 22 TDs
- ✦ Returned 29 punts for 323 yards (11.1 yards/return), including a 94-yard TD
- ✦ Finished his career ranked second all-time in program history in receiving TDs, fourth in receiving yards and fifth in receptions
- ✦ Named first-team All-AAC in both 2020 and 2021
- ✦ Led the Tigers with 74 catches for 1,149 yards and eight TDs in 2021
- ✦ His 1,149 receiving yards rank fifth on the program's single-season list, while his eight TDs tied for 11th
- ✦ In track and field, named 2019 U.S. Track and Field/Cross Country Coaches Association (USTFCCCA) All-America second team (4x100m relay), 2019 All-American Athletic Conference (4x100m relay), 2018 USTFCCCA All-America honorable mention (4x400m relay), 2018 All-American Athletic Conference four times (Indoor 200m, 4x400m relay; Outdoor 4x100m relay, 4x400m relay) and ran a school-record 39.19 seconds in winning silver at the 2019 American Athletic Conference Championships

REGULAR SEASON COMPARISON: RECEIVING - BALTIMORE RAVENS

DATE	OPP	W/L	GP/GS	REC	YDS.	AVG.	TD	LG	TGTS	YAC
10/8/23	PIT vs. BLT	W	S	0	0	0	0	0	1	0
1/6/24	PIT @ BLT	W	P	0	0	0	0	0	0	0
11/17/24	PIT vs. BLT	W	P	1	-1	-1.0	0	-1	2	1
12/21/24	PIT @ BLT	L	P	4	65	16.3	0	44	5	4
TOTALS		3/1	4/1	5	64	12.8	0	44	8	5

CALVIN AUSTIN III'S NFL REGULAR SEASON RUSHING/RECEIVING STATISTICS

DATE	TEAM	GP	GS	RECEIVING					RUSHING				
				NO.	YDS.	AVG.	LG	TD	NO.	YDS.	AVG.	LG	TD
2022	Steelers	0	0	0	0	0.0	0	0	0	0	0.0	0	0
2023	Steelers	17	1	17	180	10.6	72t	1	11	57	5.2	12	1
2024	Steelers	17	8	36	548	15.2	55t	4	0	0	0.0	0	0
NFL TOTALS		34	9	53	728	13.7	72T	5	11	57	5.2	12	1

CALVIN AUSTIN III'S NFL POSTSEASON RUSHING/RECEIVING STATISTICS

DATE	TEAM	GP	GS	RECEIVING					RUSHING				
				NO.	YDS.	AVG.	LG	TD	NO.	YDS.	AVG.	LG	TD
2023	Steelers	1	0	1	7	7.0	7t	1	0	0	0.0	0	0
NFL TOTALS		1	0	1	7	7.0	7T	1	0	0	0.0	0	0

CALVIN AUSTIN III'S NFL REGULAR SEASON RETURN STATISTICS

DATE	TEAM	KICKOFF RETURNS					PUNT RETURNS					
		RET.	YDS.	AVG.	LG	TD	NO.	FC	YDS.	AVG.	LG	TD
2022	Steelers	0	0	0.0	0	0	0	0	0	0.0	0	0
2023	Steelers	0	0	0.0	0	0	29	12	249	8.6	34	0
2024	Steelers	0	0	0.0	0	0	28	15	289	10.3	73t	1
NFL TOTALS		0	0	0.0	0	0	57	27	538	9.4	73T	1

CALVIN AUSTIN III'S NFL POSTSEASON RETURN STATISTICS

DATE	TEAM	KICKOFF RETURNS					PUNT RETURNS					
		RET.	YDS.	AVG.	LG	TD	NO.	FC	YDS.	AVG.	LG	TD
2023	Steelers	0	0	0.0	0	0	1	1	12	12.0	12	0
NFL TOTALS		0	0	0.0	0	0	1	1	12	12.0	12	0

SINGLE-GAME HIGHS: RUSHING/RECEIVING

Rush Attempts	2 vs. Tennessee Titans, Nov 02, 2023 2 vs. Jacksonville Jaguars, Oct 29, 2023	All-Purpose Yards	127 vs. New York Giants, Oct 28, 2024 115 vs. Los Angeles Chargers, Sep 22, 2024
Rushing Yards	12 vs. New England Patriots, Dec 07, 2023 10 vs. Tennessee Titans, Nov 02, 2023 ...1 more at 10.	Fair Catches	5 vs. Los Angeles Chargers, Sep 22, 2024 2 vs. New York Jets, Oct 20, 2024 ...3 more at 2.
Longest Runs	12 vs. New England Patriots, Dec 07, 2023 10 vs. Jacksonville Jaguars, Oct 29, 2023	Punt Return Yards	92 at Baltimore Ravens, Jan 06, 2024 73 vs. New York Giants, Oct 28, 2024
Rushing TDs	1 vs. Cincinnati Bengals, Dec 23, 2023	Longest Punt Return	73t vs. New York Giants, Oct 28, 2024
Receptions	6 vs. San Francisco 49ers, Sep 10, 2023 5 at Philadelphia Eagles, Dec 15, 2024	Punt Returns	34 at Baltimore Ravens, Jan 06, 2024 5 at Denver Broncos, Sep 15, 2024 5 at Baltimore Ravens, Jan 06, 2024
Receiving Yards	95 vs. Los Angeles Chargers, Sep 22, 2024 78 at Cleveland Browns, Nov 21, 2024	Punt Return TDs	1 vs. New York Giants, Oct 28, 2024
Receiving Average	26.0 at Cleveland Browns, Nov 21, 2024 23.8 vs. Los Angeles Chargers, Sep 22, 2024	Punt Return Average	18.4 at Baltimore Ravens, Jan 06, 2024 17.0 at Cleveland Browns, Nov 19, 2023
Longest Receptions	72t at Las Vegas Raiders, Sep 24, 2023 55t vs. Los Angeles Chargers, Sep 22, 2024	Most TDs	2 vs. New York Giants, Oct 28, 2024 1 at Cincinnati Bengals, Dec 01, 2024 ...4 more at 1.
Receiving TDs	1 at Cleveland Browns, Nov 21, 2024 1 vs. New York Giants, Oct 28, 2024 ...2 more at 1.	Miscellaneous Tackles	1 vs. Cleveland Browns, Sep 18, 2023

SINGLE-GAME HIGHS - POSTSEASON: RUSHING/RECEIVING

Receptions	1 at Buffalo Bills, Jan 15, 2024	Fair Catches	1 at Buffalo Bills, Jan 15, 2024
Receiving Yards	7 at Buffalo Bills, Jan 15, 2024	Punt Return Yards	12 at Buffalo Bills, Jan 15, 2024
Longest Receptions	7t at Buffalo Bills, Jan 15, 2024	Longest Punt Return	12 at Buffalo Bills, Jan 15, 2024
Receiving TDs	1 at Buffalo Bills, Jan 15, 2024	Punt Returns	1 at Buffalo Bills, Jan 15, 2024
All-Purpose Yards	19 at Buffalo Bills, Jan 15, 2024	Most TDs	1 at Buffalo Bills, Jan 15, 2024

2024 GAME-BY-GAME REGULAR-SEASON STATISTICS (STEELERS)

DATE	OPPONENT	P/S	RECEIVING					RUSHING					W/L	SCORE
			NO.	YDS.	AVG.	LG	TD	NO.	YDS.	AVG.	LG	TD		
09/08	at Falcons	P	1	7	7.0	7	0	0	0	0.0	0	0	W	18-10
09/15	at Broncos	P	1	6	6.0	6	0	0	0	0.0	0	0	W	13-6
09/22	Chargers	P	4	95	23.8	55t	1	0	0	0.0	0	0	W	20-10
09/29	at Colts	P	1	17	17.0	17	0	0	0	0.0	0	0	L	24-27
10/06	Cowboys	S	1	6	6.0	6	0	0	0	0.0	0	0	L	17-20
10/13	at Raiders	P	2	36	18.0	20	0	0	0	0.0	0	0	W	32-13
10/20	Jets	P	1	36	36.0	36	0	0	0	0.0	0	0	W	37-15
10/28	Giants	S	3	54	18.0	29t	1	0	0	0.0	0	0	W	26-18
11/10	at Commanders	S	2	20	10.0	13	0	0	0	0.0	0	0	W	28-27
11/17	Ravens	P	1	-1	-1.0	-1	0	0	0	0.0	0	0	W	18-16
11/21	at Browns	P	3	78	26.0	46	1	0	0	0.0	0	0	L	19-24
12/01	at Bengals	S	2	29	14.5	23t	1	0	0	0.0	0	0	W	44-38
12/08	Browns	S	1	4	4.0	4	0	0	0	0.0	0	0	W	27-14
12/15	at Eagles	S	5	65	13.0	31	0	0	0	0.0	0	0	L	13-27
12/21	at Ravens	P	4	65	16.3	44	0	0	0	0.0	0	0	L	17-34
12/25	Chiefs	S	4	31	7.8	14	0	0	0	0.0	0	0	L	10-29
01/04	Bengals	S	0	0	0.0	0	0	0	0	0.0	0	0	L	17-19
2024 TOTALS		17-8	36	548	15.2	55T	4	0	0	0.0	0	0	10-7	

2023 GAME-BY-GAME REGULAR-SEASON STATISTICS (STEELERS)

DATE	OPPONENT	P/S	RECEIVING					RUSHING					W/L	SCORE
			NO.	YDS.	AVG.	LG	TD	NO.	YDS.	AVG.	LG	TD		
09/10	49ers	P	6	37	6.2	13	0	0	0	0.0	0	0	L	7-30
09/18	Browns	P	1	10	10.0	10	0	1	-2	-2.0	-2	0	W	26-22
09/24	at Raiders	P	2	72	36.0	72t	1	0	0	0.0	0	0	W	23-18
10/01	at Texans	P	3	24	8.0	12	0	1	5	5.0	5	0	L	6-30
10/08	Ravens	S	0	0	0.0	0	0	0	0	0.0	0	0	W	17-10
10/22	at Rams	P	0	0	0.0	0	0	1	1	1.0	1	0	W	24-17
10/29	Jaguars	P	2	19	9.5	12	0	2	10	5.0	10	0	L	10-20
11/02	Titans	P	0	0	0.0	0	0	2	10	5.0	8	0	W	20-16
11/12	Packers	P	1	3	3.0	3	0	1	6	6.0	6	0	W	23-19
11/19	at Browns	P	0	0	0.0	0	0	0	0	0.0	0	0	L	16-13
11/26	at Bengals	P	1	5	5.0	5	0	0	0	0.0	0	0	W	16-10
12/03	Cardinals	P	1	10	10.0	10	0	0	0	0.0	0	0	L	10-24
12/07	Patriots	P	0	0	0.0	0	0	1	12	12.0	12	0	L	18-21
12/16	at Colts	P	0	0	0.0	0	0	0	0	0.0	0	0	L	13-30
12/23	Bengals	P	0	0	0.0	0	0	1	7	7.0	7t	1	W	34-11
12/31	at Seahawks	P	0	0	0.0	0	0	0	0	0.0	0	0	W	30-23
01/06	at Ravens	P	0	0	0.0	0	0	1	8	8.0	8	0	W	17-10
2023 TOTALS		17-1	17	180	10.6	72T	1	11	57	5.2	12	1	10-7	

2023 GAME-BY-GAME POSTSEASON STATISTICS (STEELERS)

DATE	OPPONENT	P/S	RECEIVING					RUSHING					W/L	SCORE
			NO.	YDS.	AVG.	LG	TD	NO.	YDS.	AVG.	LG	TD		
01/15	at Bills	P	1	7	7.0	7t	1	0	0	0.0	0	0	L	17-31
2023 TOTALS		1-0	1	7	7.0	7T	1	0	0	0.0	0	0	0-1	



KEEANU^{DT} BENTON

HEIGHT: 6-4
WEIGHT: 309
COLLEGE: Wisconsin
BORN: July 17, 2001

HOW ACQUIRED: D2b 23
NFL EXPERIENCE: 2nd year
BIRTHPLACE: Janesville, WI



PRO CAREER

- Has played in 17 career regular-season games (nine starts) in one-year NFL career (Pittsburgh 2023)
- Has registered 36 tackles (16 solo), 1.0 sack, two passes defended, eight quarterback hits, two forced fumbles and one tackle for loss
- Collected his first career sack in Week 3 of 2023 at Las Vegas
- Made NFL debut in Week 1 of 2023 (vs. San Francisco)
- Made NFL starting debut in Week 5 of 2023 (vs. Baltimore)

2023 (STEELERS)

- Played in 17 regular-season games (nine starts)
- Registered 36 tackles (16 solo), 1.0 sack, two passes defended, eight quarterback hits, two forced fumbles and one tackle for loss
- Collected his first career sack in Week 3 at Las Vegas
- Recorded a career-high six tackles (three solo), two quarterback hits and one pass defended in Week 10 vs. Green Bay
- Registered two quarterback hits in both Week 7 at L.A. Rams and Week 17 at Seattle
- Forced fumbles in both Week 4 at Houston and Week 13 vs. Arizona

TRANSACTIONS

- Signed four-year contract with Pittsburgh on June 23, 2023
- Drafted by the Steelers in the second round (49th overall) of the 2023 NFL Draft

PERSONAL

- Three-star recruit by 247 Sports, ESPN and Rivals
- First-team All-State by Associated Press as a senior
- All-Region and All-Big Eight Conference as a senior
- Named Janesville Gazette All-Area Player of the Year
- Finished senior season with 75 tackles, 7.0 TFLs, 2.0 sacks and a fumble recovery
- Two-time state qualifier in wrestling, finishing as Division 1 runner-up at 285 pounds as a junior with a 48-2 record
- Coach was Adam Bunderson
- Parents are La'Tasha Benton and Troy Rodriguez

COLLEGE

- Appeared in 45 games (36 starts) at Wisconsin (2019-22)
- Recorded 82 tackles (44 solo), 19.0 tackles for loss, 9.0 sacks, four pass breakups, two forced fumbles and two fumble recoveries
- 2022 All-Big Ten third team (coaches)
- 2021 All-Big Ten second team (coaches)
- 2021 All-Big Ten honorable mention (media)
- Played and started all 12 regular season games at nose tackle in 2022
- Registered 36 tackles, 10.0 TFLs and 4.5 sacks as a senior
- Totaled five tackles, three solo, at Ohio State
- Recorded 2.0 sacks vs. Illinois
- Registered four tackles and recorded a sack vs. Maryland
- Logged another sack, and four solo tackles, at Nebraska
- Totaled 7.0 TFLs over the season's final four games

REGULAR SEASON COMPARISON: DEFENSIVE - BALTIMORE RAVENS

DATE	OPP	W/L	GP/GS	TACKLES					SACK	YDS.	INT	TFL	PD	QBH	TD	MISC		
				TOT	SOLO	ASST	SACK	YDS.								INT	FF	FR
10/8/23	PIT vs. BLT	W	S	3	1	2	0.0	0.0	0	0	0	0	1	0	0	0	0	
1/6/24	PIT @ BLT	W	P	3	1	2	0.0	0.0	0	0	0	0	0	0	0	0	0	
11/17/24	PIT vs. BLT	W	S	3	1	2	0.0	0.0	0	0	0	0	0	0	0	0	0	
12/21/24	PIT @ BLT	L	S	1	0	1	0.0	0.0	0	0	0	0	0	0	0	0	0	
TOTALS			3/1	4/3	10	3	7	0.0	0.0	0	0	0	1	0	0	0	0	

KEEANU BENTON'S NFL REGULAR SEASON DEFENSIVE STATISTICS

DATE	TEAM	GP	GS	TACKLES					INTERCEPTIONS					O. FUMB			ST			MISC							
				TK	S	A	TFL	YDS	SK	YDS	QBH	NO	YDS	LG	TD	PD	FF	FR	TD	YDS	TK	S	A	FF	FR	FR	A
2023	Steelers	17	9	36	16	20	1	9	1.0	9.0	8	0	0	0	2	2	0	0	0	0	0	0	0	0	0	0	0
2024	Steelers	17	14	35	16	19	2	12	1.0	11.0	8	1	11	11	0	6	0	1	0	0	0	0	0	0	0	0	0
NFL TOTALS		34	23	71	32	39	3	21	2.0	20.0	16	1	11	11	0	8	2	1	0	0	0	0	0	0	0	0	0

KEANU BENTON'S NFL POSTSEASON DEFENSIVE STATISTICS

DATE	TEAM	GP	GS	TACKLES							INTERCEPTIONS				O. FUMB			ST			MISC					
				TK	S	A	SK	YDS	TFL	YDS	QBH	NO	YDS	LG	TD	PD	FF	FR	TD	YDS	TK	S	A	FF	FR	S
2023	Steelers	1	0	5	1	4	0	0	0.0	0.0	0	0	0	0	0	0	0	0	0	0	0	0	0	0	0	0
NFL TOTALS		1	0	5	1	4	0	0	0.0	0.0	0	0	0	0	0	0	0	0	0	0	0	0	0	0	0	

SINGLE-GAME HIGHS: DEFENSIVE

- Total Tackles** 6 vs. Green Bay Packers, Nov 12, 2023
5 vs. Cincinnati Bengals, Jan 04, 2025
- Solo Tackles** 3 vs. Cincinnati Bengals, Jan 04, 2025
3 at Indianapolis Colts, Sep 29, 2024
...1 more at 3.
- Sacks** 1.0 vs. Cincinnati Bengals, Jan 04, 2025
1.0 at Las Vegas Raiders, Sep 24, 2023
- Passes Defensed** 2 vs. New York Jets, Oct 20, 2024
1 vs. Cleveland Browns, Dec 08, 2024
...5 more at 1.
- Forced Fumbles** 1 vs. Arizona Cardinals, Dec 03, 2023
1 at Houston Texans, Oct 01, 2023
- Fumble Recoveries** 1 at Las Vegas Raiders, Oct 13, 2024
- Tackles For Loss** 1 vs. Cincinnati Bengals, Jan 04, 2025
1 at Indianapolis Colts, Sep 29, 2024
...1 more at 1.
- Interceptions** 1 vs. Cleveland Browns, Dec 08, 2024

SINGLE-GAME HIGHS - POSTSEASON: DEFENSIVE

- Total Tackles** 5 at Buffalo Bills, Jan 15, 2024
- Solo Tackles** 1 at Buffalo Bills, Jan 15, 2024

2024 GAME-BY-GAME REGULAR-SEASON STATISTICS (STEELERS)

DATE	OPPONENT	P/S	TACKLES							INTERCEPTIONS				O. FUMB			ST			MISC							
			TK	S	A	SK	YDS	TFL	YDS	QBH	NO	YDS	LG	TD	PD	FF	FR	TD	YDS	TK	S	A	FF	FR	S	A	
09/08	at Falcons	S	2	1	1	0.0	0.0	0	0	1	0	0	0	0	0	0	0	0	0	0	0	0	0	0	0	W	18-10
09/15	at Broncos	S	3	1	2	0.0	0.0	0	0	1	0	0	0	0	0	0	0	0	0	0	0	0	0	0	0	W	13-6
09/22	Chargers	S	1	0	1	0.0	0.0	0	0	1	0	0	0	0	0	0	0	0	0	0	0	0	0	0	0	W	20-10
09/29	at Colts	P	3	3	0	0.0	0.0	1	1	1	0	0	0	0	0	0	0	0	0	0	0	0	0	0	0	L	24-27
10/06	Cowboys	S	1	0	1	0.0	0.0	0	0	1	0	0	0	0	1	0	0	0	0	0	0	0	0	0	0	L	17-20
10/13	at Raiders	S	2	1	1	0.0	0.0	0	0	0	0	0	0	0	1	0	1	0	0	0	0	0	0	0	0	W	32-13
10/20	Jets	P	2	2	0	0.0	0.0	0	0	0	0	0	0	0	2	0	0	0	0	0	0	0	0	0	0	W	37-15
10/28	Giants	P	2	1	1	0.0	0.0	0	0	0	0	0	0	0	0	0	0	0	0	0	0	0	0	0	0	W	26-18
11/10	at Commanders	S	1	1	0	0.0	0.0	0	0	0	0	0	0	0	1	0	0	0	0	0	0	0	0	0	0	W	28-27
11/17	Ravens	S	3	1	2	0.0	0.0	0	0	0	0	0	0	0	0	0	0	0	0	0	0	0	0	0	0	W	18-16
11/21	at Browns	S	1	0	1	0.0	0.0	0	0	1	0	0	0	0	0	0	0	0	0	0	0	0	0	0	0	L	19-24
12/01	at Bengals	S	1	1	0	0.0	0.0	0	0	1	0	0	0	0	0	0	0	0	0	0	0	0	0	0	0	W	44-38
12/08	Browns	S	1	0	1	0.0	0.0	0	0	0	1	11	11	0	1	0	0	0	0	0	0	0	0	0	0	W	27-14
12/15	at Eagles	S	4	0	4	0.0	0.0	0	0	0	0	0	0	0	0	0	0	0	0	0	0	0	0	0	0	L	13-27
12/21	at Ravens	S	1	0	1	0.0	0.0	0	0	0	0	0	0	0	0	0	0	0	0	0	0	0	0	0	0	L	17-34
12/25	Chiefs	S	2	1	1	0.0	0.0	0	0	0	0	0	0	0	0	0	0	0	0	0	0	0	0	0	0	L	10-29
01/04	Bengals	S	5	3	2	1.0	11.0	1	11	1	0	0	0	0	0	0	0	0	0	0	0	0	0	0	0	L	17-19
2024 TOTALS		17-14	35	16	19	1.0	11.0	2	12	8	1	11	11	0	6	0	1	0	0	0	0	0	0	0	0	10-7	

2023 GAME-BY-GAME REGULAR-SEASON STATISTICS (STEELERS)

DATE	OPPONENT	P/S	TACKLES							INTERCEPTIONS				O. FUMB			ST			MISC							
			TK	S	A	SK	YDS	TFL	YDS	QBH	NO	YDS	LG	TD	PD	FF	FR	TD	YDS	TK	S	A	FF	FR	S	A	
09/10	49ers	P	3	1	2	0.0	0.0	0	0	0	0	0	0	0	0	0	0	0	0	0	0	0	0	0	0	L	7-30
09/18	Browns	P	2	0	2	0.0	0.0	0	0	0	0	0	0	0	0	0	0	0	0	0	0	0	0	0	0	W	26-22
09/24	at Raiders	P	1	1	0	1.0	9.0	1	9	1	0	0	0	0	0	0	0	0	0	0	0	0	0	0	0	W	23-18
10/01	at Texans	P	4	2	2	0.0	0.0	0	0	0	0	0	0	0	0	1	0	0	0	0	0	0	0	0	0	L	6-30
10/08	Ravens	S	3	1	2	0.0	0.0	0	0	1	0	0	0	0	0	0	0	0	0	0	0	0	0	0	0	W	17-10
10/22	at Rams	P	0	0	0	0.0	0.0	0	0	2	0	0	0	0	0	0	0	0	0	0	0	0	0	0	0	W	24-17
10/29	Jaguars	P	1	0	1	0.0	0.0	0	0	0	0	0	0	0	0	0	0	0	0	0	0	0	0	0	0	L	10-20
11/02	Titans	P	2	2	0	0.0	0.0	0	0	0	0	0	0	0	0	0	0	0	0	0	0	0	0	0	0	W	20-16
11/12	Packers	S	6	3	3	0.0	0.0	0	2	0	0	0	0	1	0	0	0	0	0	0	0	0	0	0	0	W	23-19
11/19	at Browns	S	4	2	2	0.0	0.0	0	0	0	0	0	0	0	0	0	0	0	0	0	0	0	0	0	0	L	10-13
11/26	at Bengals	S	2	1	1	0.0	0.0	0	0	0	0	0	0	0	0	0	0	0	0	0	0	0	0	0	0	W	16-10
12/03	Cardinals	S	2	1	1	0.0	0.0	0	0	0	0	0	0	0	1	1	0	0	0	0	0	0	0	0	0	L	10-24
12/07	Patriots	S	1	0	1	0.0	0.0	0	0	0	0	0	0	0	0	0	0	0	0	0	0	0	0	0	0	L	18-21
12/16	at Colts	S	2	1	1	0.0	0.0	0	0	0	0	0	0	0	0	0	0	0	0	0	0	0	0	0	0	L	13-30
12/23	Bengals	S	0	0	0	0.0	0.0	0	0	0	0	0	0	0	0	0	0	0	0	0	0	0	0	0	0	W	34-11
12/31	at Seahawks	S	0	0	0	0.0	0.0	0	0	2	0	0	0	0	0	0	0	0	0	0	0	0	0	0	0	W	30-23
01/06	at Ravens	P	3	1	2	0.0	0.0	0	0	0	0	0	0	0	0	0	0	0	0	0	0	0	0	0	0	W	17-10
2023 TOTALS		17-9	36	16	20	1.0	9.0	1	9	8	0	0	0	0	2	2	0	0	0	0	0	0	0	0	0	10-7	

2023 GAME-BY-GAME POSTSEASON STATISTICS (STEELERS)

DATE	OPPONENT	P/S	TACKLES							INTERCEPTIONS				O. FUMB			ST			MISC							
			TK	S	A	SK	YDS	TFL	YDS	QBH	NO	YDS	LG	TD	PD	FF	FR	TD	YDS	TK	S	A	FF	FR	S	A	
01/15	at Bills	P	5	1	4	0.0	0.0	0	0	0	0	0	0	0	0	0	0	0	0	0	0	0	0	0	0	L	17-31
2023 TOTALS		1-0	5	1	4	0.0	0.0	0	0	0	0	0	0	0	0	0	0	0	0	0	0	0	0	0	0	0-1	



BEANIE ^{CB} BISHOP JR.

HEIGHT: 5-10
WEIGHT: 184
COLLEGE: West Virginia
BORN: December 17, 1999

HOW ACQUIRED: UDFA '24
NFL EXPERIENCE: R
BIRTHPLACE: Louisville, KY



PRO CAREER

- ✦ Has yet to make NFL debut

TRANSACTIONS

- ✦ Signed with Pittsburgh as an undrafted free agent on May 9, 2024

PERSONAL

- ✦ Earned Class 6A All-District 3 honors at wide receiver, defensive back and special teams returner
- ✦ Named the Greater Louisville Offensive Player of the Game at the 2017 Best of the Bluegrass All-Star Game
- ✦ As a junior, recorded 38 tackles and made two interceptions
- ✦ Made 24 catches for 697 yards and seven touchdowns
- ✦ 247Sports ranked him as a two-star recruit and as the No. 19 player in Kentucky and the 198th player nationally at his position
- ✦ Son of Shannon Bishop Sr. and Lissa Harrison
- ✦ One of four children
- ✦ Graduated with his bachelor's degree in human resource development at Minnesota in May 2023
- ✦ Cousin Joe Brown played college football at Western Kentucky 34 TDs

COLLEGE

- ✦ Played one season at West Virginia (2023), one season at Minnesota (2022) and four seasons at Western Kentucky (2018-21)
- ✦ Named a Consensus All-American in 2023, 13th player and second cornerback in school history to receive the recognition
- ✦ Led the nation in 2023 with 24 passes defended and 20 pass breakups
- ✦ Ranked second in the FBS with 17 forced incompletions and tied for 19th with four interceptions
- ✦ Started all 13 games at cornerback
- ✦ Named All-Big 12 Conference First Team
- ✦ Chuck Bednarik Award semifinalist
- ✦ Registered 67 tackles (54 solo) and returned four kickoffs (17.3 avg.) and two punts (41.0 avg.), including a 78-yard return for TD vs. North Carolina
- ✦ Recorded seven or more tackles in five games and two or more pass breakups in five games
- ✦ Season-high nine tackles (seven solo) and two pass breakups against TCU
- ✦ Recorded five tackles (four solo) and a season-high five pass breakups against BYU
- ✦ His five pass breakups tied for most in a single-game nationally during the 2023 season
- ✦ Participated in the 2023 East-West Shrine Bowl

REGULAR SEASON COMPARISON: DEFENSIVE - BALTIMORE RAVENS

DATE	OPP	W/L	GP/GS	TACKLES					SACK	YDS.	INT	TFL	PD	QBH	TD	MISC		
				TOT	SOLO	ASST	FF	FR										
11/17/24	PIT vs. BLT	W	S	2	1	1	1	0.0	0.0	0	0	0	0	0	0	0	0	0
12/21/24	PIT @ BLT	L	S	1	1	0	0	0.0	0.0	0	0	0	0	0	0	0	0	0
TOTALS		1/1	2/2	3	2	1	1	0.0	0.0	0	0	0	0	0	0	0	0	0

BEANIE BISHOP JR.'S NFL REGULAR SEASON DEFENSIVE STATISTICS

DATE	TEAM	GP	GS	TACKLES					INTERCEPTIONS				O. FUMB				ST			MISC								
				TK	S	A	TFL	YDS	SK	NO	YDS	LG	TD	PD	FF	FR	TD	YDS	TK	S	A	FF	FR	S	A			
2024	Steelers	17		6	39	25	14	2	8	0.5	3.0	1	4	46	41	0	7	0	1	0	0	6	5	1	0	0	0	0
NFL TOTALS		17		6	39	25	14	2	8	0.5	3.0	1	4	46	41	0	7	0	1	0	0	6	5	1	0	0	0	0

SINGLE-GAME HIGHS: DEFENSIVE

Total Tackles	6 vs. Cleveland Browns, Dec 08, 2024 6 vs. New York Jets, Oct 20, 2024	Tackles For Loss	1 vs. New York Jets, Oct 20, 2024 1 at Las Vegas Raiders, Oct 13, 2024
Solo Tackles	5 vs. New York Jets, Oct 20, 2024 3 vs. Cleveland Browns, Dec 08, 2024 ...3 more at 3.	Interceptions	2 vs. New York Jets, Oct 20, 2024 1 vs. New York Giants, Oct 28, 2024 41 vs. New York Jets, Oct 20, 2024
Passes Defensed	2 vs. New York Jets, Oct 20, 2024 1 at Cleveland Browns, Nov 21, 2024 ...3 more at 1.	Interception Return Yards	41 vs. New York Jets, Oct 20, 2024
Fumble Recoveries	1 at Philadelphia Eagles, Dec 15, 2024	Special Teams Tackles	2 vs. Baltimore Ravens, Nov 17, 2024 1 at Washington Commanders, Nov 10, 2024 ...2 more at 1.

2024 GAME-BY-GAME REGULAR-SEASON STATISTICS (STEELERS)

DATE	OPPONENT	P/S	TACKLES							INTERCEPTIONS				O. FUMB				ST				MISC		SCORE			
			TK	S	A	SK	YDS	TFL	YDS	QBH	NO	YDS	LG	TD	PD	FF	FR	TD	YDS	TK	S	A	FF		FR	S	A
09/08	at Falcons	P	3	3	0	0.0	0.0	0	0	0	0	0	0	0	0	0	0	0	1	1	0	0	0	0	0	W	18-10
09/15	at Broncos	P	1	1	0	0.0	0.0	0	0	0	0	0	0	0	0	0	0	0	0	0	0	0	0	0	0	W	13-6
09/22	Chargers	P	2	1	1	0.0	0.0	0	0	0	0	0	0	0	0	0	0	0	0	0	0	0	0	0	0	W	20-10
09/29	at Colts	S	1	0	1	0.5	3.0	0	0	1	0	0	0	0	0	0	0	0	0	0	0	0	0	0	0	L	24-27
10/06	Cowboys	P	3	3	0	0.0	0.0	0	0	0	0	0	0	0	1	0	0	0	0	0	0	0	0	0	0	L	17-20
10/13	at Raiders	P	2	2	0	0.0	0.0	1	4	0	0	0	0	0	1	0	0	0	0	1	1	0	0	0	0	W	32-13
10/20	Jets	S	6	5	1	0.0	0.0	1	4	0	2	41	41	0	2	0	0	0	0	0	0	0	0	0	0	W	37-15
10/28	Giants	S	5	3	2	0.0	0.0	0	0	0	1	5	5	0	1	0	0	0	0	0	0	0	0	0	0	W	26-18
11/10	at Commanders	S	2	0	2	0.0	0.0	0	0	0	0	0	0	0	0	0	0	0	1	0	1	0	0	0	0	W	28-27
11/17	Ravens	S	2	1	1	0.0	0.0	0	0	0	0	0	0	0	0	0	0	0	0	0	0	0	0	0	0	W	18-16
11/21	at Browns	P	2	1	1	0.0	0.0	0	0	0	0	0	0	0	1	0	0	0	0	0	0	0	0	0	0	L	19-24
12/01	at Bengals	P	1	0	1	0.0	0.0	0	0	0	0	0	0	0	0	0	0	0	0	1	1	0	0	0	0	W	44-38
12/08	Browns	P	6	3	3	0.0	0.0	0	0	0	0	0	0	0	0	0	0	0	0	0	0	0	0	0	0	W	27-14
12/15	at Eagles	P	2	1	1	0.0	0.0	0	0	0	0	0	0	0	0	1	0	0	0	0	0	0	0	0	0	L	13-27
12/21	at Ravens	S	1	1	0	0.0	0.0	0	0	0	0	0	0	0	0	0	0	0	0	0	0	0	0	0	0	L	17-34
12/25	Chiefs	P	0	0	0	0.0	0.0	0	0	0	0	0	0	0	0	0	0	0	0	0	0	0	0	0	0	L	10-29
01/04	Bengals	P	0	0	0	0.0	0.0	0	0	0	1	0	0	0	1	0	0	0	0	0	0	0	0	0	0	L	17-19
2024 TOTALS			17-6	39	25	14	0.5	3.0	2	8	1	4	46	41	0	7	0	1	0	0	6	5	1	0	0	10-7	

BEANIE BISHOP JR.'S COLLEGE DEFENSIVE STATISTICS

DATE	TEAM	GP	GS	TACKLES							INTERCEPTIONS				O. FUMB				ST				MISC				
				TK	S	A	TFL	YDS	SK	YDS	QBH	NO	YDS	LG	TD	PD	FF	FR	TD	YDS	TK	S	A	FF	FR	S	A
2023	West Virginia	13	13	67	54	13	0.5	1.0	0.0	0.0	0	4	86	40	0	20	0	0	0	0	0	0	0	0	0	0	0
TOTALS		13	13	67	54	13	0.5	1.0	0.0	0.0	0	4	86	40	0	20	0	0	0	0	0	0	0	0	0	0	



CHRIS
BOSWELL

HEIGHT: 6-2
WEIGHT: 185
COLLEGE: Rice
BORN: March 16, 1991

HOW ACQUIRED: FA '15
NFL EXPERIENCE: 10th year
BIRTHPLACE: Fort Worth, TX



PRO CAREER

- ✦ Earned a Pro Bowl selection in 2017
- ✦ Has played in 133 games over his nine-year NFL career (all with the Steelers)
- ✦ One of three current Steelers who have played at least 100 regular-season games for the franchise (Cameron Heyward 194; Chris Boswell 133; T.J. Watt 104)
- ✦ Has made 231-of-265 field goal attempts (87.2%), including 103-of-130 (79.2%) on attempts of 40 yards or longer since joining the Steelers in 2015
- ✦ Totaled 969 career points on 231 field goals and 276 extra-points made
- ✦ Twice Named AFC Special Teams Player of the Month (December 2015, January 2015)
- ✦ Twice Named AFC Special Teams Player of the Week (Week 6, 2015 and Week 13, 2017)
- ✦ Made NFL debut in Week 5 of 2015 (at San Diego)

CAREER HIGHLIGHTS (REGULAR SEASON)

- ✦ His 87.2 field goal percentage ranks second among all NFL kickers with at least 250 field goal attempts since 2015
- ✦ Owns the franchise record in career field goal percentage (231-265, 87.2), min. 200 field goal attempts
- ✦ Ranks second in franchise history with 969 career points
- ✦ Ranks second in franchise history with 231 career field goals made
- ✦ One of three players in team history with at least 200 career field goals
- ✦ Owns the franchise record in single-season field goal percentage (2020, 19-20, 95.0)
- ✦ Owns five of the top 10 marks in single-season field goal percentage (2015, 2017, 2019, 2020 and 2023)
- ✦ Owns the franchise record with 25 consecutive field goals made (2019-20, 25)
- ✦ Ranks fourth in franchise history with 276 career extra-points made
- ✦ Has converted three or more field goals in a game 38 times
- ✦ Has converted four or more field goals in a game 12 times
- ✦ Has made 74-of-80 field goal attempts in his NFL career in the fourth quarter and overtime
- ✦ Ranks third in field goal percentage (92.5%) in the fourth quarter and overtime among all NFL kickers with at least 50 such field goal attempts since 2000
- ✦ Has made 32 of 35 career field goals (91.4%) in the final five minutes of regulation and overtime
- ✦ Ranks fourth in field goal percentage (91.4%) in the final five minutes of regulation and overtime among all NFL kickers with at least 30 such field goal attempts since 2000
- ✦ Has registered a franchise-record 10 career game-winning field goals (last five min. of the fourth quarter or overtime)
- ✦ Has made 17 of 20 career field goals (85.0%) in the final two minutes of regulation and overtime (including playoffs)
- ✦ Has made 30-of-37 field goal attempts in his NFL career from 50+ yards, including 23 of his last 27
- ✦ Made nine straight made field goals of 50+ yards (2019-21), which was tied for the 10th-longest such streak in the NFL since the start of the 1983 season
- ✦ Made at least 20 field goals in eight of his nine seasons in the NFL
- ✦ Owns the longest FG made in Acrisure Stadium with a 59-yarder vs the New York Jets in Week 4 of 2022
- ✦ No kicker made a field goal of at least 50 yards in the first nine seasons of Acrisure Stadium (2001-09) and, prior to Boswell joining the Steelers in 2015, Acrisure Stadium witnessed just four field goals of at least 50 yards
- ✦ Has 23 career field goals of at least 50 yards at Acrisure Stadium
- ✦ His 30 field goals made from 50+ yards are the most in Steelers history (Gary Anderson and Jeff Reed shared the previous franchise record with eight)
- ✦ His 81.0 field goal percentage on field goal attempts of 50+ yards is the best in the NFL since the 1970 AFL-NFL merger (min. 30 field goal attempts of 50 yards)
- ✦ Has now converted on the six longest field goals in franchise history and 11 of the 18 longest
- ✦ Has completed three seasons (2016: 36-36 / 2019: 28-28 / 2022: 18-18) without missing an extra point
- ✦ Set a single-season franchise record for field goals made in 2021 (36)
- ✦ Set a single-season franchise record for points in 2017 (142)
- ✦ One of four players to convert all field goal attempts of 50+ yards in 2017
- ✦ First player to kick three field goals to win three consecutive games (2017), with the clock reading 0:00 at the end of the play since 2004 (Ryan Longwell)
- ✦ Tied franchise regular-season single game record for most field goals made (six, Week 16 of 2016 at Cincinnati)
- ✦ Set franchise regular-season record in 2015 for most field goals made by a rookie/first-year player with 29
- ✦ Set franchise regular-season record in 2015 for most points (113) by a rookie/first-year player
- ✦ His 90.6 single-season field goal percentage in 2015 ranked first among rookie/first-year players in franchise history (min. 10 attempts)

CAREER HIGHLIGHTS (POSTSEASON)

- ✦ Has played in nine postseason games over his eight-year NFL career (all with the Steelers)
- ✦ Totaled 68 career points on 17 field goals and 17 extra-points made
- ✦ Registered a touchback on 23 of his 44 career postseason kickoffs (52.3%)
- ✦ Has converted 17 of 17 postseason field goal attempts in his career (100.0%)
- ✦ Has made 17 postseason field goals, which ranks first in franchise history
- ✦ Became the first player in NFL postseason history to convert each of his first 15 field goal attempts during the 2016 postseason
- ✦ Extended his NFL playoff record for consecutive field goals made to begin a postseason career to 17 with a 40-yard field goal at Buffalo in the Super Wild Card round of 2023 playoffs
- ✦ Scored 68 career postseason points, which ranks sixth in franchise history
- ✦ Has attempted 17 postseason field goals, which is the fourth-most in franchise history.
- ✦ Set the NFL and Steelers' record for most field goals made in a single postseason game (6, AFC Divisional Playoff 1/15 at Kansas City) during the 2016 postseason
- ✦ Set the team record for most field goals made (eight) in a single postseason in team history during the 2016 postseason

2023 (STEELERS)

- ✦ Played in 17 games
- ✦ Converted 29 of 31 field goals and 27 of 28 extra points
- ✦ His 93.5 field goal percentage was sixth-highest in the NFL among all kickers with at least 30 field goal attempts
- ✦ Converted six field goals of 50+ yards
- ✦ His six field goals of 50+ yards were tied for the 10th-most in the NFL
- ✦ His 85.7 percentage on field goals of 50+ yards was sixth-highest in the NFL among all kickers with at least seven field goal attempts of 50+ yards
- ✦ His two misses on the season came from 45 and 61 yards

2022 (STEELERS)

- ✦ Played in 12 games (spent Weeks 8 through 13 on the Reserve/Injured List)
- ✦ Converted 20 of 28 field goals and 18 of 18 extra points
- ✦ Converted seven field goals of 50-plus yards
- ✦ Broke his own record for the longest field goal made at Acrisure Stadium, converting a 59-yarder in Week 4 vs. the New York Jets
- ✦ Recorded his third season without missing an extra point after going 18 for 18
- ✦ Won the game for the Steelers in overtime in Week 1 at Cincinnati by making a 53-yard field goal with no time left on the clock

2021 (STEELERS)

- ✦ Played in all 17-regular season games
- ✦ Converted 36 of 40 field goals and 27 of 29 extra points
- ✦ Converted three or more field goals in a single game eight times
- ✦ Broke his own record for the longest field goal made at Acrisure Stadium, converting a 56-yarder in the Steelers home opener vs Las Vegas in Week 2
- ✦ Broke his own single-season franchise record for field goals made with 36
- ✦ First player in NFL history to make two 50+ yard field goals, make a game-winning field goal and recover an opponent's fumble all in the same game (Week 9 vs. Chicago)
- ✦ Notched his 100th career game in Week 14 (at Minnesota)

2020 (STEELERS)

- ✦ Saw action in all 16 games during the regular season and the AFC Divisional Playoff game vs. Cleveland
- ✦ Converted 19 of 20 field goals for a career-high 95.0 field goal percentage – the highest single season field goal percentage in franchise history
- ✦ Made a franchise record 25 consecutive field goals, which was the longest active streak in the NFL when it ended in Week 11 of 2020 at Jacksonville

2019 (STEELERS)

- ✦ Saw action in 16 games
- ✦ Converted 29 of 31 field goals for a career-high 93.5 field goal percentage – the second-highest single season field goal percentage in franchise history
- ✦ Became the sixth player in team history with at least 100 field goals made

2018 (STEELERS)

- ✦ Saw action in 15 games
- ✦ Converted 13 of 20 field goals and added a career-high 43 extra points, which marked the eighth-most in a season in team history
- ✦ Converted seven extra points – tied for the second-most in a single game in team history

2017 (STEELERS)

- ✦ Saw action in all 16 games during the regular season and the AFC Divisional Playoff game vs. Jacksonville
- ✦ Set single-season franchise records for field goals made (35) and points (142)
- ✦ Finished tied for fourth in the NFL in points and tied for fifth in field goals made
- ✦ Converted all field goal attempts of 50+ yards
- ✦ Recorded four game-winning field goals (field goals within one minute of regulation or overtime)
- ✦ Kicked three field goals to win games with the clock reading 0:00 at the end of the play, tying the most in single-season history since the merger in 1970
- ✦ Broke a tie with Mike Clark (1964-67: 57) for the sole possession of the eighth-most field goals made in franchise history on his 29-yard field goal in the first quarter vs. Jacksonville in Week 5
- ✦ Surpassed Lou Michaels (62) for the seventh-most field goals made in franchise history vs. Cincinnati in Week 7
- ✦ Converted five field goal attempts, (22-, 24-, 41-, 49- and 25-yards), tying as the fourth-most in a single-game in franchise history and the second-most in his NFL career (6, Dec. 18, 2016 at Cincinnati) vs. Cincinnati in Week 7
- ✦ Named AFC Special Teams Player of the Week in Week 13 at Cincinnati when he converted each of his three field goal attempts, 30-, 37- and 38-yards
- ✦ His 38-yard game-winning field goal was the fourth game-winning kick in his regular-season career (within one minute of regulation or overtime)

2016 (STEELERS)

- ✦ Played in 15 games during the regular season (inactive due to an abdominal injury 12/4 vs. N.Y. Giants) and in all three postseason contests
- ✦ Connected on a single-season career-high 11 made field goals from 40-49 yards during the regular season
- ✦ Perfect 36-of-36 on PATs during the regular season
- ✦ Totaled a single-season career-high 49 touchbacks in the regular season
- ✦ Connected on eight-of-eight on FGs during the postseason, setting a franchise record for most field goals made in a single postseason in franchise history
- ✦ Set the franchise record for most field goals made from 40 yards or longer in a single game (five) in Week 15 at Cincinnati
- ✦ His five made field goals from 40 yards or longer are tied for the most in a single game in NFL history (Mason Crosby, 11/22/15) since 1960
- ✦ Set the NFL and Steelers' record for most field goals made in a single postseason game (six) at Kansas City in the AFC Divisional Playoff
- ✦ First Steeler to record multiple games with at least four made field goals during the postseason

2015 (STEELERS)

- ✦ Saw action in 12 games during the regular season and in both postseason contests after being signed on October 3
- ✦ His 29 made field goals during the regular season are tied for the sixth-most field goals made in a single regular season in team history
- ✦ His 90.6% field goal accuracy is tied for sixth on the team's all-time single regular season field goal percentage list
- ✦ Seventh kicker in team history to record 110 points in a single season
- ✦ Second player in team history (Gary Anderson, 1989) to record multiple games with at least three made field goals in a single postseason
- ✦ Made all four of his field goal attempts (47, 48, 51 and 28) vs. Arizona in Week 6 and was named AFC Special Teams Player of the Week
- ✦ Connected on a game-winning 18-yarder – first of his career – with two seconds remaining in the game vs. Oakland in Week 9
- ✦ Totaled at least 10 points in six straight games, tying a franchise record held by Gary Anderson (1985)
- ✦ Kicked a game-winning 35-yarder with 14 seconds remaining in the AFC Wild Card Game at Cincinnati and set the record for the most field goals made by a rookie/first-year player in a playoff game
- ✦ Ninth rookie/first-year kicker in NFL history to reach 20 points in a single postseason
- ✦ His seven field goals made in a single postseason were the second-most in NFL history by a rookie/first-year player

2014 (TEXANS)

- ✦ Spent one week (Week 3) on the Texans' practice squad

TRANSACTIONS

- ✦ Signed a four-year contract extension with Pittsburgh on Aug. 1, 2022
- ✦ Signed a four-year contract extension with Pittsburgh on Aug. 23, 2018
- ✦ Signed a one-year contract with Pittsburgh on March 12, 2018
- ✦ Signed a one-year reserve/future contract with Pittsburgh on Feb. 2, 2017
- ✦ Signed a two-year contract with the Steelers on October 3, 2015
- ✦ Released by the N.Y. Giants on September 5, 2015
- ✦ Signed by the Giants on September 2, 2015
- ✦ Released by the Giants on August 16, 2015
- ✦ Signed by the Giants on January 7, 2015
- ✦ Released from the Houston Texans' practice squad on September 30, 2014
- ✦ Added to the Texans' practice squad on September 24, 2014
- ✦ Released by the Texans on August 30, 2014
- ✦ Originally signed with the Texans as an undrafted rookie agent on May 16, 2014

PERSONAL

- ✦ Attended Fossil Ridge High School (Forth Worth, Texas)
- ✦ Four-time, All-District 5-5A selection
- ✦ Converted on 39-of-43 field goals in his career and was perfect on 172 career PAT attempts
- ✦ Named AP All-State first team and to the Texas Sportswriters Association Class 5A All-State second team as a senior
- ✦ Selected to play in the 2009 US Army All-American Bowl in San Antonio
- ✦ Also played baseball and soccer
- ✦ Son of Rick and Dawn Boswell
- ✦ Full name: Christopher Lynn Boswell

COLLEGE

- ✦ Saw action in 51 games for Rice (2010-13), both as a kicker and punter
- ✦ Finished his career 65-of-88 on field goals and 164-172 on PATs for a total of 359 points
- ✦ His 65 field goals and 164 PATs were both school records when his career ended
- ✦ His 65 career field goals were also the third-most in Conference USA history when his career ended
- ✦ Added 16 punts for 647 yards (40.4 avg.)
- ✦ Selected to play in the Senior Bowl following the 2013 season
- ✦ Named Conference USA Special Teams Player of the Week three times
- ✦ Set then school single-season records for field goals (23) and points (114) in 2012
- ✦ Named First-Team All-Conference USA by Rivals.com, second team by Phil Steele and was an honorable mention selection by Conference USA coaches in 2011
- ✦ Earned All-Freshman honors from league coaches in 2010
- ✦ Majored in kinesiology

REGULAR SEASON COMPARISON: KICKING - BALTIMORE RAVENS

DATE	OPP	W/L	GP/GS	FGM	FGA	PCT	LONG	XPM	XPA	PTS	1-19	20-29	30-39	40-49	50+	KO	TB	
12/27/15	PIT @ BLT	L	P	1	1	100%	34	2	2	5	0-0	0-0	1-1	0-0	0-0	4	1	
11/6/16	PIT @ BLT	L	P	0	0	0%	0	2	2	0-0	0-0	0-0	0-0	0-0	0-0	3	1	
12/25/16	BLT @ PIT	L	P	1	1	100%	36	4	4	7	0-0	0-0	1-1	0-0	0-0	6	3	
10/11/17	PIT @ BLT	L	P	2	3	66.7%	49	2	2	8	0-0	0-0	1-1	0-0	0-0	6	2	
10/10/17	BLT @ PIT	L	P	4	4	100%	52	3	3	15	0-0	0-0	0-0	1-1	0-0	9	3	
9/30/18	BLT @ PIT	L	P	2	2	100%	39	0	0	0	0-0	0-0	1-1	0-0	0-0	4	1	
11/4/18	PIT @ BLT	L	P	1	1	100%	29	2	3	5	0-0	1-1	0-0	0-0	0-0	5	4	
10/6/19	BLT @ PIT	L	P	3	3	100%	41	2	2	11	0-0	0-0	1-1	0-0	0-0	6	5	
12/29/19	PIT @ BLT	L	P	1	1	100%	26	1	1	4	0-0	1-1	0-0	0-0	0-0	3	2	
11/1/20	PIT @ BLT	L	P	0	0	0%	0	4	4	4	0-0	0-0	0-0	0-0	0-0	5	4	
12/2/20	BLT @ PIT	L	P	2	2	100%	27	1	2	7	0-0	1-1	0-0	0-0	0-0	5	3	
12/5/21	BLT @ PIT	L	P	2	2	100%	53	0	1	6	0-0	0-0	0-0	0-0	1-1	5	2	
1/9/22	PIT @ BLT	L	P	3	3	100%	40	1	1	10	0-0	0-0	1-1	0-0	0-0	5	0	
12/11/22	BLT @ PIT	L	P	0	1	0%	0	2	2	2	0-0	0-0	0-0	0-1	0-0	3	0	
1/1/23	PIT @ BLT	L	P	3	4	75%	51	1	1	10	0-0	1-1	0-0	0-0	0-0	5	3	
10/8/23	BLT @ PIT	L	P	3	3	100%	43	0	0	0	0-0	1-1	0-0	0-0	0-0	5	5	
1/6/24	PIT @ BLT	L	P	1	1	100%	25	2	2	5	0-0	1-1	0-0	0-0	0-0	4	4	
11/17/24	BLT @ PIT	L	P	6	6	100%	57	0	0	0	0-0	0-0	0-0	0-0	1-1	7	3	
12/21/24	PIT @ BLT	L	P	1	1	100%	51	2	2	5	0-0	0-0	0-0	0-0	1-1	3	2	
TOTALS			0/19	19/0	36	39	92.3%	57	31	34	106	0-0	6-6	6-6	1-2	3-3	93	48

CHRIS BOSWELL'S NFL REGULAR SEASON KICKING STATISTICS

DATE	TEAM	GP	FGM	FGA	PCT.	LG	XP	XPA	PCT.	BLK	PTS
2015	Steelers	12	29	32	90.6	51	26	27	96.3	0	113
2016	Steelers	15	21	25	84.0	49	36	36	100.0	1	99
2017	Steelers	16	35	38	92.1	53	37	39	94.9	1	142
2018	Steelers	15	13	20	65.0	50	43	48	89.6	1	82
2019	Steelers	16	29	31	93.5	51	28	28	100.0	0	115
2020	Steelers	13	19	20	95.0	59	34	38	89.5	0	91
2021	Steelers	17	36	40	90.0	56	27	29	93.1	0	135
2022	Steelers	12	20	28	71.4	59	18	18	100.0	1	78
2023	Steelers	17	29	31	93.5	57	27	28	96.4	0	114
2024	Steelers	17	41	44	93.2	57	35	35	100.0	1	158
NFL TOTALS		150	272	309	88.0	59	311	326	95.4	5	1,127

CHRIS BOSWELL'S NFL POSTSEASON KICKING STATISTICS

DATE	TEAM	GP	FGM	FGA	PCT.	LG	XP	XPA	PCT.	BLK	PTS
2015	Steelers	2	7	7	100.0	47	1	1	100.0	0	22
2016	Steelers	3	8	8	100.0	45	3	5	60.0	0	27
2017	Steelers	1	0	0	0.0	0	6	6	100.0	0	6
2020	Steelers	1	1	1	100.0	49	2	2	100.0	0	5
2021	Steelers	1	0	0	0.0	0	3	3	100.0	0	3
2023	Steelers	1	1	1	100.0	40	2	2	100.0	0	5
NFL TOTALS		9	17	17	100.0	49	17	19	89.5	0	68

CHRIS BOSWELL'S NFL REGULAR SEASON FIELD-GOAL ACCURACY STATISTICS

DATE	TEAM	1-19	PCT.	20-29	PCT.	30-39	PCT.	40-49	PCT.	50+	PCT.
2015	Steelers	1-1	100.0	9-9	100.0	8-8	100.0	9-12	75.0	2-2	100.0
2016	Steelers	0-0	0.0	2-2	100.0	8-9	88.9	11-12	91.7	0-2	0.0
2017	Steelers	0-0	0.0	10-10	100.0	12-14	85.7	9-10	90.0	4-4	100.0
2018	Steelers	0-0	0.0	3-3	100.0	4-6	66.7	5-10	50.0	1-1	100.0
2019	Steelers	1-1	100.0	11-11	100.0	7-7	100.0	9-10	90.0	1-2	50.0
2020	Steelers	0-0	0.0	5-5	100.0	6-6	100.0	7-8	87.5	1-1	100.0
2021	Steelers	0-0	0.0	9-9	100.0	8-9	88.9	11-13	84.6	8-9	88.9
2022	Steelers	0-0	0.0	4-4	100.0	4-5	80.0	5-10	50.0	7-9	77.8
2023	Steelers	0-0	0.0	9-9	100.0	7-7	100.0	7-8	87.5	6-7	85.7
2024	Steelers	0-0	0.0	9-9	100.0	12-12	100.0	7-8	87.5	13-15	86.7
NFL TOTALS		2-2	100.0	71-71	100.0	76-83	91.6	80-101	79.2	43-52	82.7

CHRIS BOSWELL'S NFL POSTSEASON FIELD-GOAL ACCURACY STATISTICS

DATE	TEAM	1-19	PCT.	20-29	PCT.	30-39	PCT.	40-49	PCT.	50+	PCT.
2015	Steelers	0-0	0.0	1-1	100.0	4-4	100.0	2-2	100.0	0-0	0.0
2016	Steelers	0-0	0.0	2-2	100.0	3-3	100.0	3-3	100.0	0-0	0.0
2017	Steelers	0-0	0.0	0-0	0.0	0-0	0.0	0-0	0.0	0-0	0.0
2020	Steelers	0-0	0.0	0-0	0.0	0-0	0.0	1-1	100.0	0-0	0.0
2021	Steelers	0-0	0.0	0-0	0.0	0-0	0.0	0-0	0.0	0-0	0.0
2023	Steelers	0-0	0.0	0-0	0.0	0-0	0.0	1-1	100.0	0-0	0.0
NFL TOTALS		0-0	0.0	3-3	100.0	7-7	100.0	7-7	100.0	0-0	0.0

SINGLE-GAME HIGHS: KICKER

Field Goals Made	6 vs. Baltimore Ravens, Nov 17, 2024 6 at Atlanta Falcons, Sep 08, 2024 ...1 more at 6.	Points	18 vs. Baltimore Ravens, Nov 17, 2024 18 at Atlanta Falcons, Sep 08, 2024 ...1 more at 18.
Field Goal Attempts	6 vs. Baltimore Ravens, Nov 17, 2024 6 at Atlanta Falcons, Sep 08, 2024 ...1 more at 6.	Special Teams Tackles	1 vs. Baltimore Ravens, Oct 06, 2019 1 vs. Cleveland Browns, Oct 28, 2018 ...5 more at 1.
Longest Field Goals Made	59 vs. New York Jets, Oct 02, 2022 59 at Dallas Cowboys, Nov 08, 2020	Kickoff Average	68.0 vs. Kansas City Chiefs, Oct 02, 2016 67.4 vs. Minnesota Vikings, Sep 17, 2017 ...1 more at 67.4.
Longest Field Goal Attempts	62 vs. Los Angeles Chargers, Sep 22, 2024 61 vs. Jacksonville Jaguars, Oct 29, 2023	Extra Point Attempt Percentage	100.0 at Cincinnati Bengals, Dec 01, 2024 100.0 vs. Cleveland Browns, Oct 18, 2020 ...4 more at 100.0.
PATs Made	7 vs. Carolina Panthers, Nov 08, 2018 5 at Cincinnati Bengals, Dec 01, 2024 ...5 more at 5.	Field Goal Percentage	100.0 vs. Baltimore Ravens, Nov 17, 2024 100.0 vs. New York Giants, Oct 28, 2024 ...11 more at 100.0.
PAT Attempts	7 vs. Carolina Panthers, Nov 08, 2018 6 vs. Atlanta Falcons, Oct 07, 2018	Touchbacks	7 at Las Vegas Raiders, Oct 13, 2024 6 vs. Cincinnati Bengals, Dec 23, 2023 ...7 more at 6.

SINGLE-GAME HIGHS - POSTSEASON: KICKER

<p>Field Goals Made</p> <p>6 at Kansas City Chiefs, Jan 15, 2017 4 at Cincinnati Bengals, Jan 09, 2016 3 at Denver Broncos, Jan 17, 2016 1 at Buffalo Bills, Jan 15, 2024 1 vs. Cleveland Browns, Jan 10, 2021 ...2 more at 1.</p> <p>Field Goal Attempts</p> <p>6 at Kansas City Chiefs, Jan 15, 2017 4 at Cincinnati Bengals, Jan 09, 2016 3 at Denver Broncos, Jan 17, 2016 1 at Buffalo Bills, Jan 15, 2024 1 vs. Cleveland Browns, Jan 10, 2021 ...2 more at 1.</p> <p>Longest Field Goals Made</p> <p>49 vs. Cleveland Browns, Jan 10, 2021 47 at Denver Broncos, Jan 17, 2016 45 at Kansas City Chiefs, Jan 15, 2017 40 at Buffalo Bills, Jan 15, 2024 39 at Cincinnati Bengals, Jan 09, 2016</p> <p>Longest Field Goal Attempts</p> <p>49 vs. Cleveland Browns, Jan 10, 2021 47 at Denver Broncos, Jan 17, 2016 45 at Kansas City Chiefs, Jan 15, 2017 43 at Kansas City Chiefs, Jan 15, 2017 43 at Kansas City Chiefs, Jan 15, 2017 ...1 more at 43.</p> <p>PATs Made</p> <p>6 vs. Jacksonville Jaguars, Jan 14, 2018 3 at Kansas City Chiefs, Jan 16, 2022 3 vs. Miami Dolphins, Jan 08, 2017 2 at Buffalo Bills, Jan 15, 2024 2 vs. Cleveland Browns, Jan 10, 2021</p> <p>PAT Attempts</p> <p>6 vs. Jacksonville Jaguars, Jan 14, 2018 4 vs. Miami Dolphins, Jan 08, 2017 3 at Kansas City Chiefs, Jan 16, 2022 2 at Buffalo Bills, Jan 15, 2024 2 vs. Cleveland Browns, Jan 10, 2021</p>	<p>Points</p> <p>18 at Kansas City Chiefs, Jan 15, 2017 12 at Cincinnati Bengals, Jan 09, 2016 10 at Denver Broncos, Jan 17, 2016 6 vs. Jacksonville Jaguars, Jan 14, 2018 6 vs. Miami Dolphins, Jan 08, 2017 66.3 at Cincinnati Bengals, Jan 09, 2016 62.0 at Kansas City Chiefs, Jan 15, 2017 60.2 vs. Miami Dolphins, Jan 08, 2017 57.2 at Denver Broncos, Jan 17, 2016 54.2 vs. Cleveland Browns, Jan 10, 2021</p> <p>Kickoff Average</p> <p>100.0 vs. Jacksonville Jaguars, Jan 14, 2018 100.0 at Kansas City Chiefs, Jan 15, 2017 100.0 at Cincinnati Bengals, Jan 09, 2016</p> <p>Touchbacks</p> <p>4 at Denver Broncos, Jan 17, 2016 4 at Cincinnati Bengals, Jan 09, 2016 3 at Buffalo Bills, Jan 15, 2024 3 vs. Jacksonville Jaguars, Jan 14, 2018 2 vs. Cleveland Browns, Jan 10, 2021 ...3 more at 2.</p>
--	--

2024 GAME-BY-GAME REGULAR-SEASON STATISTICS (STEELERS)

DATE	OPPONENT	P	FIELD GOALS				EXTRA POINTS					W/L	SCORE
			FGM	FGA	PCT	LG	XP	XPA	PCT	BLK	PTS		
09/08	at Falcons	P	6	6	100.0	57	0	0	0.0	0	18	W	18-10
09/15	at Broncos	P	2	2	100.0	53	1	1	100.0	0	7	W	13-6
09/22	Chargers	P	2	3	66.7	38	2	2	100.0	0	8	W	20-10
09/29	at Colts	P	1	1	100.0	50	3	3	100.0	0	6	L	24-27
10/06	Cowboys	P	1	1	100.0	41	2	2	100.0	0	5	L	17-20
10/13	at Raiders	P	4	4	100.0	52	2	2	100.0	0	14	W	32-13
10/20	Jets	P	3	3	100.0	46	4	4	100.0	0	13	W	37-15
10/28	Giants	P	4	4	100.0	31	2	2	100.0	0	14	W	26-18
11/10	at Commanders	P	0	0	0.0	0	4	4	100.0	0	4	W	28-27
11/17	Ravens	P	6	6	100.0	57	0	0	0.0	0	18	W	18-16
11/21	at Browns	P	2	3	66.7	48	1	1	100.0	0	7	L	19-24
12/01	at Bengals	P	3	4	75.0	50	5	5	100.0	0	14	W	44-38
12/08	Browns	P	2	2	100.0	54	3	3	100.0	0	9	W	27-14
12/15	at Eagles	P	2	2	100.0	49	1	1	100.0	0	7	L	13-27
12/21	at Ravens	P	1	1	100.0	51	2	2	100.0	0	5	L	17-34
12/25	Chiefs	P	1	1	100.0	36	1	1	100.0	0	4	L	10-29
01/04	Bengals	P	1	1	100.0	54	2	2	100.0	0	5	L	17-19
2024 TOTALS			17	41	44	93.2	57	35	35	100.0	0	158	10-7

2023 GAME-BY-GAME REGULAR-SEASON STATISTICS (STEELERS)

DATE	OPPONENT	P	FIELD GOALS				EXTRA POINTS					W/L	SCORE
			FGM	FGA	PCT	LG	XP	XPA	PCT	BLK	PTS		
09/10	49ers	P	0	0	0.0	0	1	1	100.0	0	1	L	7-30
09/18	Browns	P	2	2	100.0	52	2	2	100.0	0	8	W	26-22
09/24	at Raiders	P	3	3	100.0	57	2	2	100.0	0	11	W	23-18
10/01	at Texans	P	2	2	100.0	35	0	0	0.0	0	6	L	6-30
10/08	Ravens	P	3	3	100.0	43	0	0	0.0	0	9	W	17-10
10/22	at Rams	P	1	1	100.0	53	3	3	100.0	0	6	W	24-17
10/29	Jaguars	P	1	2	50.0	22	1	1	100.0	0	4	L	10-20
11/02	Titans	P	2	2	100.0	30	2	2	100.0	0	8	W	20-16
11/12	Packers	P	3	3	100.0	49	2	2	100.0	0	11	W	23-19
11/19	at Browns	P	1	1	100.0	28	1	1	100.0	0	4	L	10-13
11/26	at Bengals	P	3	3	100.0	41	1	1	100.0	0	10	W	16-10
12/03	Cardinals	P	1	2	50.0	29	1	1	100.0	0	4	L	10-24
12/07	Patriots	P	1	1	100.0	56	1	1	100.0	0	4	L	18-21
12/16	at Colts	P	0	0	0.0	0	1	2	50.0	0	1	L	13-30
12/23	Bengals	P	2	2	100.0	50	4	4	100.0	0	10	W	34-11
12/31	at Seahawks	P	3	3	100.0	39	3	3	100.0	0	12	W	30-23
01/06	at Ravens	P	1	1	100.0	25	2	2	100.0	0	5	W	17-10
2023 TOTALS			17	29	31	93.5	57	27	28	96.4	0	114	10-7

2022 GAME-BY-GAME REGULAR-SEASON STATISTICS (STEELERS)

DATE	OPPONENT	P	FIELD GOALS				EXTRA POINTS				PTS	W/L	SCORE
			FGM	FGA	PCT	LG	XP	XPA	PCT	BLK			
09/11	at Bengals	P	3	4	75.0	53	2	2	100.0	0	11	W	23-20+
09/18	Patriots	P	2	2	100.0	52	0	0	0.0	0	6	L	14-17
09/22	at Browns	P	1	2	50.0	34	2	2	100.0	0	5	L	17-29
10/02	Jets	P	2	2	100.0	59	2	2	100.0	0	8	L	20-24
10/09	at Bills	P	1	3	33.3	29	0	0	0.0	0	3	L	3-38
10/16	Buccaneers	P	2	2	100.0	55	2	2	100.0	0	8	W	20-18
10/23	at Dolphins	P	1	1	100.0	45	1	1	100.0	0	4	L	10-16
10/30	at Eagles											L	13-35
11/13	Saints											W	20-10
11/20	Bengals											L	30-37
11/28	at Colts											W	24-17
12/04	at Falcons											W	19-16
12/11	Ravens	P	0	1	0.0	0	2	2	100.0	0	2	L	14-16
12/18	at Panthers	P	1	1	100.0	50	3	3	100.0	0	6	W	24-16
12/24	Raiders	P	2	4	50.0	44	1	1	100.0	0	7	W	13-10
01/01	at Ravens	P	3	4	75.0	51	1	1	100.0	0	10	W	16-13
01/08	Browns	P	2	2	100.0	49	2	2	100.0	0	8	W	28-14
2022 TOTALS			12	20	71.4	59	18	18	100.0	0	78	9-8	

+ - Overtime

2021 GAME-BY-GAME REGULAR-SEASON STATISTICS (STEELERS)

DATE	OPPONENT	P	FIELD GOALS				EXTRA POINTS				PTS	W/L/T	SCORE	
			FGM	FGA	PCT	LG	XP	XPA	PCT	BLK				
09/12	at Bills	P	3	3	100.0	45	2	2	100.0	0	11	W	23-16	
09/19	Raiders	P	1	1	100.0	56	2	2	100.0	0	5	L	17-26	
09/26	Bengals	P	1	2	50.0	26	1	1	100.0	0	4	L	10-24	
10/03	at Packers	P	1	1	100.0	52	2	2	100.0	0	5	L	17-27	
10/10	Broncos	P	2	2	100.0	48	3	3	100.0	0	9	W	27-19	
10/17	Seahawks	P	3	3	100.0	52	2	2	100.0	0	11	W	23-20+	
10/31	at Browns	P	1	1	100.0	31	0	0	0.0	0	3	W	15-10	
11/08	Bears	P	3	3	100.0	54	2	3	66.7	0	11	W	29-27	
11/14	Lions	P	3	3	100.0	51	1	1	100.0	0	10	T	16-16	
11/21	at Chargers	P	3	3	100.0	45	4	4	100.0	0	13	L	37-41	
11/28	at Bengals	P	1	1	100.0	40	1	1	100.0	0	4	L	10-41	
12/05	Ravens	P	2	2	100.0	53	0	1	0.0	0	6	W	20-19	
12/09	at Vikings	P	0	1	0.0	0	2	2	100.0	0	2	L	28-36	
12/19	Titans	P	4	5	80.0	48	1	1	100.0	0	13	W	19-13	
12/26	at Chiefs	P	1	2	50.0	34	1	1	100.0	0	4	L	10-36	
01/03	Browns	P	4	4	100.0	50	2	2	100.0	0	14	W	26-14	
01/09	at Ravens	P	3	3	100.0	40	1	1	100.0	0	10	W	16-13+	
2021 TOTALS			17	36	40	90.0	56	27	29	93.1	0	135	9-7-1	

+ - Overtime

2020 GAME-BY-GAME REGULAR-SEASON STATISTICS (STEELERS)

DATE	OPPONENT	P	FIELD GOALS				EXTRA POINTS				PTS	W/L	SCORE	
			FGM	FGA	PCT	LG	XP	XPA	PCT	BLK				
09/14	at Giants	P	2	2	100.0	41	2	3	66.7	0	8	W	26-16	
09/20	Broncos	P	1	1	100.0	21	3	3	100.0	0	6	W	26-21	
09/27	Texans	P	2	2	100.0	33	2	2	100.0	0	8	W	28-21	
10/11	Eagles	P	1	1	100.0	41	5	5	100.0	0	8	W	38-29	
10/18	Browns	P	1	1	100.0	35	5	5	100.0	0	8	W	38-7	
10/25	at Titans	P	2	2	100.0	38	3	3	100.0	0	9	W	27-24	
11/01	at Ravens	P	0	0	0.0	0	4	4	100.0	0	4	W	28-24	
11/08	at Cowboys	P	2	2	100.0	59	0	2	0.0	1	6	W	24-19	
11/15	Bengals	P	3	3	100.0	45	3	3	100.0	0	12	W	36-10	
11/22	at Jaguars	P	2	3	66.7	47	3	3	100.0	0	9	W	27-3	
12/02	Ravens	P	2	2	100.0	27	1	2	50.0	0	7	W	19-14	
12/07	Football Team											L	17-23	
12/13	at Bills	P	0	0	0.0	0	1	1	100.0	0	1	L	15-26	
12/21	at Bengals	P	1	1	100.0	25	2	2	100.0	0	5	L	17-27	
12/27	Colts											W	28-24	
01/03	at Browns											L	22-24	
2020 TOTALS			13	19	20	95.0	59	34	38	89.5	1	91	12-4	

+ - Overtime

2019 GAME-BY-GAME REGULAR-SEASON STATISTICS (STEELERS)

DATE	OPPONENT	P	FIELD GOALS				EXTRA POINTS				PTS	W/L	SCORE	
			FGM	FGA	PCT	LG	XP	XPA	PCT	BLK				
09/08	at Patriots	P	1	1	100.0	19	0	0	0.0	0	3	L	3-33	
09/15	Seahawks	P	2	2	100.0	41	2	2	100.0	0	8	L	26-28	
09/22	at 49ers	P	2	2	100.0	46	2	2	100.0	0	8	L	20-24	
09/30	Bengals	P	2	2	100.0	49	3	3	100.0	0	9	W	27-3	
10/06	Ravens	P	3	3	100.0	41	2	2	100.0	0	11	L	23-26+	
10/13	at Chargers	P	1	1	100.0	20	3	3	100.0	0	6	W	24-17	
10/28	Dolphins	P	2	3	66.7	42	3	3	100.0	0	9	W	27-14	
11/03	Colts	P	4	4	100.0	51	2	2	100.0	0	14	W	26-24	
11/10	Rams	P	1	1	100.0	33	2	2	100.0	0	5	W	17-12	
11/14	at Browns	P	0	1	0.0	0	1	1	100.0	0	1	L	7-21	
11/24	at Bengals	P	3	3	100.0	47	1	1	100.0	0	10	W	16-10	
12/01	Browns	P	2	2	100.0	39	2	2	100.0	0	8	W	20-13	
12/08	at Cardinals	P	3	3	100.0	37	2	2	100.0	0	11	W	23-17	
12/15	Bills	P	1	1	100.0	49	1	1	100.0	0	4	L	10-17	
12/22	at Jets	P	1	1	100.0	49	1	1	100.0	0	4	L	10-16	
12/29	at Ravens	P	1	1	100.0	26	1	1	100.0	0	4	L	10-28	
2019 TOTALS			16	29	31	93.5	51	28	28	100.0	0	115	8-8	

+ - Overtime

2018 GAME-BY-GAME REGULAR-SEASON STATISTICS (STEELERS)

DATE	OPPONENT	P	FIELD GOALS				EXTRA POINTS				PTS	W/L/T	SCORE	
			FGM	FGA	PCT	LG	XP	XPA	PCT	BLK				
09/09	at Browns	P	0	1	0.0	0	3	3	100.0	0	3	T	21-21	
09/16	Chiefs	P	0	1	0.0	0	3	4	75.0	0	3	L	37-42	
09/24	at Buccaneers	P	1	2	50.0	38	3	4	75.0	0	6	W	30-27	
09/30	Ravens	P	2	2	100.0	39	0	0	0.0	0	6	L	14-26	
10/07	Falcons	P	0	0	0.0	0	5	6	83.3	0	5	W	41-17	
10/14	at Bengals	P	2	2	100.0	24	2	2	100.0	0	8	W	28-21	
10/28	Browns	P	1	1	100.0	42	4	4	100.0	0	7	W	33-18	
11/04	at Ravens	P	1	1	100.0	29	2	3	66.7	0	5	W	23-16	
11/08	Panthers	P	1	1	100.0	50	7	7	100.0	0	10	W	52-21	
11/18	at Jaguars	P	0	0	0.0	0	2	2	100.0	0	2	W	20-16	
11/25	at Broncos	P	1	2	50.0	41	2	2	100.0	0	5	L	17-24	
12/02	Chargers	P	1	1	100.0	48	3	4	75.0	0	6	L	30-33	
12/09	at Raiders	P	0	2	0.0	0	3	3	100.0	0	3	L	21-24	
12/16	Patriots	P	1	2	50.0	48	2	2	100.0	0	5	W	17-10	
12/23	at Saints	P	2	2	100.0	49	2	2	100.0	0	8	L	28-31	
12/30	Bengals											W	16-13	
2018 TOTALS			15	13	20	65.0	50	43	48	89.6	0	82	9-6-1	

DID NOT PLAY

2017 GAME-BY-GAME REGULAR-SEASON STATISTICS (STEELERS)

DATE	OPPONENT	P	FIELD GOALS				EXTRA POINTS				PTS	W/L	SCORE	
			FGM	FGA	PCT	LG	XP	XPA	PCT	BLK				
09/10	at Browns	P	0	0	0.0	0	3	3	100.0	0	3	W	21-18	
09/17	Vikings	P	4	4	100.0	46	2	2	100.0	0	14	W	26-9	
09/24	at Bears	P	1	2	50.0	32	2	2	100.0	0	5	L	17-23+	
10/01	at Ravens	P	2	3	66.7	49	2	2	100.0	0	8	W	26-9	
10/08	Jaguars	P	3	3	100.0	34	0	0	0.0	0	9	L	9-30	
10/15	at Chiefs	P	1	1	100.0	24	2	2	100.0	0	5	W	19-13	
10/22	Bengals	P	5	5	100.0	49	2	2	100.0	0	17	W	29-14	
10/29	at Lions	P	2	2	100.0	38	2	2	100.0	0	8	W	20-15	
11/12	at Colts	P	2	3	66.7	41	0	1	0.0	1	6	W	20-17	
11/16	Titans	P	4	4	100.0	50	4	4	100.0	0	16	W	40-17	
11/26	Packers	P	1	1	100.0	53	2	3	66.7	0	5	W	31-28	
12/04	at Bengals	P	3	3	100.0	38	2	2	100.0	0	11	W	23-20	
12/10	Ravens	P	4	4	100.0	52	3	3	100.0	0	15	W	39-38	
12/17	Patriots	P	1	1	100.0	51	3	3	100.0	0	6	L	24-27	
12/25	at Texans	P	2	2	100.0	36	4	4	100.0	0	10	W	34-6	
12/31	Browns	P	0	0	0.0	0	4	4	100.0	0	4	W	28-24	
2017 TOTALS			16	35	38	92.1	53	37	39	94.9	1	142	13-3	

+ - Overtime

2016 GAME-BY-GAME REGULAR-SEASON STATISTICS (STEELERS)

DATE	OPPONENT	P	FIELD GOALS				EXTRA POINTS				PTS	W/L	SCORE	
			FGM	FGA	PCT	LG	XP	XPA	PCT	BLK				
09/12	at Redskins	P	1	1	100.0	46	5	5	100.0	0	8	W	38-16	
09/18	Bengals	P	1	1	100.0	49	3	3	100.0	0	6	W	24-16	
09/25	at Eagles	P	1	2	50.0	40	0	0	0.0	0	3	L	3-34	
10/02	Chiefs	P	0	0	0.0	0	5	5	100.0	0	5	W	43-14	
10/09	Jets	P	1	1	100.0	47	4	4	100.0	0	7	W	31-13	
10/16	at Dolphins	P	0	0	0.0	0	1	1	100.0	0	1	L	15-30	
10/23	Patriots	P	3	5	60.0	46	1	1	100.0	0	10	L	16-27	
11/06	at Ravens	P	0	0	0.0	0	2	2	100.0	0	2	L	14-21	
11/13	Cowboys	P	2	3	66.7	39	0	0	0.0	0	6	L	30-35	
11/20	at Browns	P	3	3	100.0	33	1	1	100.0	0	10	W	24-9	
11/24	at Colts	P	0	0	0.0	0	4	4	100.0	0	4	W	28-7	
12/04	Giants											W	24-14	
12/11	at Bills	P	2	2	100.0	39	3	3	100.0	0	9	W	27-20	
12/18	at Bengals	P	6	6	100.0	49	0	0	0.0	0	18	W	24-20	
12/25	Ravens	P	1	1	100.0	36	4	4	100.0	0	7	W	31-27	
01/01	Browns	P	0	0	0.0	0	3	3	100.0	0	3	W	27-24+	
2016 TOTALS			15	21	25	84.0	49	36	36	100.0	0	99	11-5	

+ - Overtime

INACTIVE

2015 GAME-BY-GAME REGULAR-SEASON STATISTICS (STEELERS)

DATE	OPponent	FIELD GOALS				EXTRA POINTS				PTS	W/L	SCORE			
		FGM	FGA	PCT	LG	XP	XPA	PCT	BLK						
09/10	at Patriots					NOT ON ROSTER					L	21-28			
09/20	49ers					NOT ON ROSTER					W	43-18			
09/27	at Rams					NOT ON ROSTER					W	12-6			
10/01	Ravens					NOT ON ROSTER					L	20-23+			
10/12	at Chargers	P	1	1	100.0	47	3	3	100.0	0	6	W	24-20		
10/18	Cardinals	P	4	4	100.0	51	1	1	100.0	0	13	W	25-13		
10/25	at Chiefs	P	2	2	100.0	36	1	1	100.0	0	7	L	13-23		
11/01	Bengals	P	1	1	100.0	32	1	1	100.0	0	4	L	10-16		
11/08	Raiders	P	3	4	75.0	38	3	3	100.0	0	12	W	38-35		
11/15	Browns	P	3	3	100.0	34	1	2	50.0	0	10	W	30-9		
11/29	at Seahawks	P	3	3	100.0	44	1	1	100.0	0	10	L	30-39		
12/06	Colts	P	3	4	75.0	51	4	4	100.0	0	13	W	45-10		
12/13	at Bengals	P	4	4	100.0	47	3	3	100.0	0	15	W	33-20		
12/20	Broncos	P	2	2	100.0	41	4	4	100.0	0	10	W	34-27		
12/27	at Ravens	P	1	1	100.0	34	2	2	100.0	0	5	L	17-20		
01/03	at Browns	P	2	3	66.7	39	2	2	100.0	0	8	W	28-12		
2015 TOTALS			12			29	32	90.6	51	26	27	96.3	0	113	10-6

+ - Overtime

2023 GAME-BY-GAME POSTSEASON STATISTICS (STEELERS)

DATE	OPponent	FIELD GOALS				EXTRA POINTS				PTS	W/L	SCORE	
		FGM	FGA	PCT	LG	XP	XPA	PCT	BLK				
01/15	at Bills	P	1	1	100.0	40	2	2	100.0	0	5	L	17-31
2023 TOTALS			1			40	2	2	100.0	0	5	0-1	



**DESHON^s
ELLIOTT**

HEIGHT: 6-1
WEIGHT: 210
COLLEGE: Texas
BORN: April 21, 1997

HOW ACQUIRED: FA '24
NFL EXPERIENCE: 6th year
BIRTHPLACE: Dallas, TX



PRO CAREER

- ✦ Has played in 57 games (50 starts) over his six-year NFL career (Baltimore 2019-21; Detroit 2022; Miami 2023; Pittsburgh 2024)
- ✦ Has registered 283 tackles (198 solo), 17 passes defended, three interceptions, 12 tackles for loss, two fumble recoveries, three forced fumbles, 11 quarterback hits and 3.5 sacks
- ✦ Made NFL debut in Week 1 of 2019 (at Miami)
- ✦ Made NFL starting debut in Week 1 of 2020 (vs. Cleveland)

2023 (DOLPHINS)

- ✦ Played in 15 regular-season games (15 starts)
- ✦ Registered 82 tackles (53 solo), one interception, seven passes defended and one fumble recovery
- ✦ Recorded season-high 13 tackles (eight solo) in his Dolphins debut in Week 1 at L.A. Chargers
- ✦ Registered four tackles (three solo), one pass defended and one fumble recovery in Week 2 at New England
- ✦ Recorded 10 tackles (six solo), one pass defended and one interception in Week 17 vs. Buffalo (intercepted QB Josh Allen in the end zone on 4th-and-2 in the final minute of the 1st quarter)

2022 (LIONS)

- ✦ Played in 14 regular-season games (13 starts)
- ✦ Registered 95 tackles (72 solo), one interception, three passes defended, one forced fumble and one fumble recovery
- ✦ Recorded season-high 12 tackles (10 solo), one pass defended and one interception in Week 5 at New England
- ✦ Recorded six tackles (three solo) and one forced fumble in Week 13 vs. Jacksonville (forced a fumble of RB Travis Etienne on the 2nd play from scrimmage, which was recovered by LB Alex Anzalone and led to a Lions TD)

2021 (RAVENS)

- ✦ Started all six games in which he appeared, posting 23 tackles (19 solo), three tackles for loss, 1.0 sack, three QB hits and two passes defended before suffering a season-ending injury in Week 9 vs. Minnesota
- ✦ Helped Baltimore rank No. 1 in run defense (84.5 ypg)
- ✦ Registered six tackles, including two tackles for loss, before leaving the game with injury in the 34-31 overtime win in Week 9 vs. Minnesota
- ✦ Notched three tackles, 1.0 sack, one tackle for loss, two QB hits, his first-career interception and two passes defended in the 34-6 win in Week 6 vs. L.A. Chargers, as Baltimore's defense posted a second-half shutout and limited the Chargers to a season-low 208 total yards and six points
- ✦ Recorded seven tackles in Week 1 at Las Vegas
- ✦ Helped hold the Raiders to 3-of-6 in red zone TD efficiency, limiting them to one FG, forcing one turnover on downs and making one interception inside the 20-yard line

2020 (RAVENS)

- ✦ Played in 16 regular-season games (16 starts)
- ✦ Registered a career-high 80 tackles (51 solo), 2.5 sacks, three tackles for loss, five QB hits, two forced fumbles and four passes defended for the NFL's No. 2 scoring defense (18.9 ppg) and No. 2 third-down unit (34.0%)
- ✦ Baltimore led the NFL with 25 forced fumbles
- ✦ Made his postseason debut, recording four tackles (three solo) and a key third-down pass defended in the fourth quarter of the 2020 Wild Card Playoff win at Tennessee
- ✦ Baltimore limited Tennessee to 4-of-12 (33%) on third down and held Derrick Henry to 40 rushing yards on 18 carries (2.2 ypc)
- ✦ Recorded seven tackles (five solo) and a pass defended in the 47-42 win in Week 14 at Cleveland
- ✦ Registered five tackles (two solo), 1.0 sack and two tackles for loss in the 27-3 win in Week 5 vs. Cincinnati
- ✦ Collected four tackles and his first-career sack in the 33-16 win in Week 2 at Houston
- ✦ Helped limit the Texans' offense to 5-of-14 (36%) on third down, en route to Baltimore's 14th-consecutive regular season victory
- ✦ In his first-career NFL start, registered five tackles (two solo) in the season-opening win vs. Cleveland
- ✦ Baltimore's defense limited the Browns to 0-for-3 on fourth down and 3-of-12 (25%) on third down

2019 (RAVENS)

- ✦ Played in six regular-season games (no starts)
- ✦ Missed the rest of the season after being placed on injured reserve on Oct. 15
- ✦ Registered three tackles (three solo) and one pass defended
- ✦ Recorded three special teams tackles (three solo)

2018 (RAVENS)

- ✦ Missed the entire season after being placed on injured reserve on Aug. 31

TRANSACTIONS

- ✦ Signed two-year contract with Pittsburgh on March 15, 2024
- ✦ Signed one-year contract with Miami on March 15, 2023
- ✦ Signed a one-year contract with Detroit on Apr. 13, 2022
- ✦ Signed a four-year contract with Baltimore on May 5, 2018
- ✦ Drafted by the Ravens in the sixth round (190th overall) of the 2018 NFL Draft

PERSONAL

- ♦ Prepped at Rockwall-Heath H.S. (Rockwall, Texas), where he was an All-State and two-time All-District honoree and a 2015 Under Armour All-America Game participant
- ♦ As a senior, recorded 81 tackles, five passes defended, three interceptions (one returned for TD), two tackles for loss and one forced fumble, despite missing two games
- ♦ Also saw action on offense and special teams, catching 15 passes for 226 yards and three TDs and returning seven punts
- ♦ Nickname is "The Joker"
- ♦ Fan of the character and created a celebratory move inspired by the villain
- ♦ Enjoys skateboarding and is a big movie buff
- ♦ Majored in corporate communications at Texas

COMMUNITY

- ♦ Supported a free meal giveaway in Texas after severe storm damages (2021)
- ♦ Supported former teammate at Tony Jefferson's Shop with a Jock event for Baltimore youth at the holidays (2019)
- ♦ Alongside teammates, participated as a celebrity bowler in Anthony Levine Sr.'s Celebrity Bowling Night to benefit his 4every1 Foundation (2019)
- ♦ Visited with patients unable to go home for the holidays at Medstar Union Memorial Hospital (2018)

COLLEGE

- ♦ Played in 31 games (13 starts) in three-year career at Texas (2015-17)
- ♦ Registered 106 tackles (85 solo), 2.5 sacks, nine interceptions, 23 passes defended, four forced fumbles and three fumble recoveries
- ♦ Started all 12 games as a junior in 2017, recording 63 tackles (50 solo), 15 passes defended, six interceptions and three forced fumbles
- ♦ In 2017, his 127 return yards on six interceptions were the fourth-most in school history for a single season
- ♦ Returned an interception for a career-long 43 yards vs. Baylor
- ♦ In 2017, recorded first-career interception return for a TD (38 yards) at USC
- ♦ Earned several honors his final season at Texas, including first-team All-American by AFCA, Associated Press, FWAA, The Sporting News and WCFF, first-team All-Big 12 by league's coaches and AP
- ♦ Named Jim Thorpe Award finalist, awarded annually to the nation's best defensive back (2017)

REGULAR SEASON COMPARISON: DEFENSIVE - BALTIMORE RAVENS

DATE	OPP	W/L	GP/GS	TACKLES					SACK	YDS.	INT	TFL	PD	QBH	TD	MISC		
				TOT	SOLO	ASST	FF	FR										
12/31/23	MIA @ BLT	L	S	10	7	3	0.0	0.0	0	1	0	0	0	0	0	0	0	
11/17/24	PIT vs. BLT	W	S	2	1	1	0.0	0.0	0	0	1	0	1	0	0	1		
TOTALS		1/1	2/2	12	8	4	0.0	0.0	0	1	0	0	1	0	0	1		

DESHON ELLIOTT'S NFL REGULAR SEASON DEFENSIVE STATISTICS

DATE	TEAM	GP	GS	TK	S	A	TACKLES			YDS	QBH	INTERCEPTIONS				O. FUMB			ST			MISC								
							TFL	YDS	SK			NO	YDS	LG	TD	PD	FF	FR	TD	YDS	TK	S	A	FF	FR	S	A			
2018	Ravens	0	0	0	0	0	0	0	0.0	0.0	0	0	0	0	0	0	0	0	0	0	0	0	0	0	0	0	0	0	0	0
2019	Ravens	6	0	3	3	0	0	0	0.0	0.0	0	0	0	0	1	0	0	0	0	0	3	3	0	0	0	0	0	0	0	0
2020	Ravens	16	16	80	51	29	3	15	2.5	14.0	5	0	0	0	4	2	0	0	0	0	0	0	0	0	0	0	0	0	0	0
2021	Ravens	6	6	23	19	4	3	9	1.0	6.0	3	1	0	0	2	0	0	0	0	0	0	0	0	0	0	0	0	0	0	0
2022	Lions	14	13	95	72	23	5	8	0.0	0.0	3	1	0	0	3	1	1	0	0	0	1	1	0	0	0	0	0	0	0	0
2023	Dolphins	15	15	82	53	29	1	0	0.0	0.0	0	1	0	0	7	0	1	0	0	0	0	0	0	0	0	0	0	0	0	0
2024	Steelers	15	14	108	73	35	5	12	0.0	0.0	2	1	0	0	6	2	3	0	10	0	0	0	0	0	0	0	0	0	0	0
NFL TOTALS		72	64	391	271	120	17	44	3.5	20.0	13	4	0	0	23	5	5	0	10	4	4	0	0	0	0	0	0	0	0	0

DESHON ELLIOTT'S NFL POSTSEASON DEFENSIVE STATISTICS

DATE	TEAM	GP	GS	TK	S	A	TACKLES			YDS	QBH	INTERCEPTIONS				O. FUMB			ST			MISC								
							TFL	YDS	SK			NO	YDS	LG	TD	PD	FF	FR	TD	YDS	TK	S	A	FF	FR	S	A			
2018	Ravens	0	0	0	0	0	0	0	0.0	0.0	0	0	0	0	0	0	0	0	0	0	0	0	0	0	0	0	0	0	0	0
2019	Ravens	0	0	0	0	0	0	0	0.0	0.0	0	0	0	0	0	0	0	0	0	0	0	0	0	0	0	0	0	0	0	0
2020	Ravens	2	2	8	6	2	0	0	0.0	0.0	0	0	0	0	1	0	0	0	0	0	1	1	0	0	0	0	0	0	0	0
2023	Dolphins	1	1	9	3	6	0	0	0.0	0.0	0	0	0	0	0	0	0	0	0	0	0	0	0	0	0	0	0	0	0	0
NFL TOTALS		3	3	17	9	8	0	0	0.0	0.0	0	0	0	0	1	0	0	0	0	1	1	0	0	0	0	0	0	0	0	0

SINGLE-GAME HIGHS: DEFENSIVE

Total Tackles	13 vs. Cleveland Browns, Dec 08, 2024 13 at Los Angeles Chargers, Sep 10, 2023	Fumble Recoveries	1 at Cleveland Browns, Nov 21, 2024 1 vs. Baltimore Ravens, Nov 17, 2024 ...3 more at 1.
Solo Tackles	10 at New England Patriots, Oct 09, 2022 9 vs. Cleveland Browns, Dec 08, 2024 ...1 more at 9.	Tackles For Loss	3 at New England Patriots, Oct 09, 2022 2 at Washington Commanders, Nov 10, 2024 ...2 more at 2.
Sacks	1.0 vs. Los Angeles Chargers, Oct 17, 2021 1.0 vs. Cincinnati Bengals, Oct 11, 2020 ...1 more at 1.0.	Interceptions	1 vs. Buffalo Bills, Jan 07, 2024 1 at New England Patriots, Oct 09, 2022 ...1 more at 1.
Passes Defensed	2 at Atlanta Falcons, Sep 08, 2024 2 vs. Denver Broncos, Sep 24, 2023 ...1 more at 2.	Special Teams Tackles	1 at Dallas Cowboys, Oct 23, 2022 1 at Pittsburgh Steelers, Oct 06, 2019 ...2 more at 1.
Forced Fumbles	2 at Philadelphia Eagles, Oct 18, 2020 1 at Cleveland Browns, Nov 21, 2024 ...2 more at 1.		

SINGLE-GAME HIGHS - POSTSEASON: DEFENSIVE

Total Tackles 4 at Buffalo Bills, Jan 16, 2021
 4 at Tennessee Titans, Jan 10, 2021
 Solo Tackles 3 at Buffalo Bills, Jan 16, 2021
 3 at Tennessee Titans, Jan 10, 2021

Passes Defensed 1 at Tennessee Titans, Jan 10, 2021
 Special Teams Tackles 1 at Buffalo Bills, Jan 16, 2021

2024 GAME-BY-GAME REGULAR-SEASON STATISTICS (STEELERS)

DATE	OPPONENT	P/S	TACKLES							INTERCEPTIONS				O. FUMB			ST				MISC		W/L	SCORE				
			TK	S	A	SK	YDS	TFL	YDS	QBH	NO	YDS	LG	TD	PD	FF	FR	TD	YDS	TK	S	A			FF	FR	S	A
09/08	at Falcons	S	4	1	3	0.0	0.0	0	0	0	1	0	0	0	2	0	0	0	0	0	0	0	0	0	0	0	W	18-10
09/15	at Broncos	S	9	4	5	0.0	0.0	1	4	0	0	0	0	0	0	0	0	0	0	0	0	0	0	0	0	W	13-6	
09/22	Chargers	S	5	4	1	0.0	0.0	0	0	0	0	0	0	0	0	0	0	0	0	0	0	0	0	0	0	W	20-10	
09/29	at Colts	S	12	8	4	0.0	0.0	0	0	0	0	0	0	0	1	1	0	0	0	0	0	0	0	0	0	L	24-27	
10/06	Cowboys	S	9	5	4	0.0	0.0	0	0	0	0	0	0	1	0	0	0	0	0	0	0	0	0	0	0	L	17-20	
10/13	at Raiders	S	6	5	1	0.0	0.0	0	0	0	0	0	0	0	1	1	0	10	0	0	0	0	0	0	0	W	32-13	
10/20	Jets	S	6	6	0	0.0	0.0	1	3	1	0	0	0	0	0	0	0	0	0	0	0	0	0	0	0	W	37-15	
10/28	Giants	S	7	5	2	0.0	0.0	0	0	0	0	0	0	1	0	0	0	0	0	0	0	0	0	0	0	W	26-18	
11/10	at Commanders	S	6	5	1	0.0	0.0	2	3	0	0	0	0	0	0	0	0	0	0	0	0	0	0	0	0	W	28-27	
11/17	Ravens	S	2	1	1	0.0	0.0	0	0	1	0	0	0	0	0	1	1	0	0	0	0	0	0	0	0	W	18-16	
11/21	at Browns	P	6	4	2	0.0	0.0	0	0	0	0	0	0	1	1	1	0	0	0	0	0	0	0	0	0	L	19-24	
12/01	at Bengals	S	11	7	4	0.0	0.0	0	0	0	0	0	0	0	0	0	0	0	0	0	0	0	0	0	0	W	44-38	
12/08	Browns	S	13	9	4	0.0	0.0	0	0	0	0	0	0	1	0	0	0	0	0	0	0	0	0	0	0	W	27-14	
12/15	at Eagles																									L	13-27	
12/21	at Ravens																									L	17-34	
12/25	Chiefs	S	4	2	2	0.0	0.0	0	0	0	0	0	0	0	0	0	0	0	0	0	0	0	0	0	0	L	10-29	
01/04	Bengals	S	8	7	1	0.0	0.0	1	2	0	0	0	0	0	0	0	0	0	0	0	0	0	0	0	0	L	17-19	
2024 TOTALS		15-14	108	73	35	0.0	0.0	5	12	2	1	0	0	6	2	3	0	10	0	0	0	0	0	0	0	10-7		

2023 GAME-BY-GAME REGULAR-SEASON STATISTICS (DOLPHINS)

DATE	OPPONENT	P/S	TACKLES							INTERCEPTIONS				O. FUMB			ST				MISC		W/L	SCORE			
			TK	S	A	SK	YDS	TFL	YDS	QBH	NO	YDS	LG	TD	PD	FF	FR	TD	YDS	TK	S	A			FF	FR	S
09/10	at Chargers	S	13	8	5	0.0	0.0	0	0	0	0	0	0	0	0	0	0	0	0	0	0	0	0	0	0	W	36-34
09/17	at Patriots	S	4	3	1	0.0	0.0	0	0	0	0	0	0	1	1	1	0	0	0	0	0	0	0	0	0	W	24-17
09/24	Broncos	S	5	3	2	0.0	0.0	0	0	0	0	0	0	2	0	0	0	0	0	0	0	0	0	0	0	W	70-20
10/01	at Bills																									L	20-48
10/08	Giants	S	6	5	1	0.0	0.0	0	0	0	0	0	0	0	0	0	0	0	0	0	0	0	0	0	0	W	31-16
10/15	Panthers	S	5	3	2	0.0	0.0	0	0	0	0	0	0	0	0	0	0	0	0	0	0	0	0	0	0	W	42-21
10/22	at Eagles	S	4	2	2	0.0	0.0	0	0	0	0	0	0	0	0	0	0	0	0	0	0	0	0	0	0	L	17-31
10/29	Patriots	S	6	4	2	0.0	0.0	0	0	0	0	0	0	1	0	0	0	0	0	0	0	0	0	0	0	W	31-17
11/05	at Chiefs	S	4	3	1	0.0	0.0	0	0	0	0	0	0	0	0	0	0	0	0	0	0	0	0	0	0	L	14-21
11/19	Raiders	S	1	1	0	0.0	0.0	0	0	0	0	0	0	0	0	0	0	0	0	0	0	0	0	0	0	W	20-13
11/24	at Jets	S	1	1	0	0.0	0.0	0	0	0	0	0	0	1	0	0	0	0	0	0	0	0	0	0	0	W	34-13
12/03	at Commanders	S	3	1	2	0.0	0.0	0	0	0	0	0	0	1	0	0	0	0	0	0	0	0	0	0	0	W	45-15
12/11	Titans	S	8	4	4	0.0	0.0	0	0	0	0	0	0	0	0	0	0	0	0	0	0	0	0	0	0	L	27-28
12/17	Jets																									W	30-0
12/24	Cowboys	S	2	2	0	0.0	0.0	0	0	0	0	0	0	0	0	0	0	0	0	0	0	0	0	0	0	W	22-20
12/31	at Ravens	S	10	7	3	0.0	0.0	1	0	0	0	0	0	0	0	0	0	0	0	0	0	0	0	0	0	L	19-56
01/07	Bills	S	10	6	4	0.0	0.0	0	0	0	1	0	0	0	1	0	0	0	0	0	0	0	0	0	0	L	14-21
2023 TOTALS		15-15	82	53	29	0.0	0.0	1	0	0	1	0	0	7	0	1	0	0	0	0	0	0	0	0	0	11-6	

2022 GAME-BY-GAME REGULAR-SEASON STATISTICS (LIONS)

DATE	OPPONENT	P/S	TACKLES							INTERCEPTIONS				O. FUMB			ST				MISC		W/L	SCORE			
			TK	S	A	SK	YDS	TFL	YDS	QBH	NO	YDS	LG	TD	PD	FF	FR	TD	YDS	TK	S	A			FF	FR	S
09/11	Eagles	S	6	6	0	0.0	0.0	0	0	0	0	0	0	0	0	0	0	0	0	0	0	0	0	0	0	L	35-38
09/18	Commanders	S	6	5	1	0.0	0.0	0	0	2	0	0	0	0	0	0	0	0	0	0	0	0	0	0	0	W	36-27
09/25	at Vikings	S	5	3	2	0.0	0.0	0	0	0	0	0	0	0	0	1	0	0	0	0	0	0	0	0	0	L	24-28
10/02	Seahawks	S	11	9	2	0.0	0.0	0	0	0	0	0	0	0	0	0	0	0	0	0	0	0	0	0	0	L	45-48
10/09	at Patriots	P	12	10	2	0.0	0.0	3	7	0	1	0	0	0	1	0	0	0	0	0	0	0	0	0	0	L	0-29
10/23	at Cowboys	S	8	4	4	0.0	0.0	1	1	0	0	0	0	0	0	0	0	0	1	1	0	0	0	0	0	L	6-24
10/30	Dolphins																									L	27-31
11/06	Packers	S	7	5	2	0.0	0.0	0	0	0	0	0	0	1	0	0	0	0	0	0	0	0	0	0	0	W	15-9
11/13	at Bears	S	1	1	0	0.0	0.0	0	0	0	0	0	0	0	0	0	0	0	0	0	0	0	0	0	0	W	31-30
11/20	at Giants	S	8	8	0	0.0	0.0	0	0	1	0	0	0	0	0	0	0	0	0	0	0	0	0	0	0	W	31-18
11/24	Bills	S	8	4	4	0.0	0.0	0	0	0	0	0	0	0	0	0	0	0	0	0	0	0	0	0	0	L	25-28
12/04	Jaguars	S	6	3	3	0.0	0.0	0	0	0	0	0	0	0	1	0	0	0	0	0	0	0	0	0	0	W	40-14
12/11	Vikings	S	6	6	0	0.0	0.0	0	0	0	0	0	0	1	0	0	0	0	0	0	0	0	0	0	0	W	34-23
12/18	at Jets	S	6	5	1	0.0	0.0	1	0	0	0	0	0	0	0	0	0	0	0	0	0	0	0	0	0	W	20-17
12/24	at Panthers																									L	23-37
01/01	Bears																									W	41-10
01/08	at Packers	S	5	3	2	0.0	0.0	0	0	0	0	0	0	0	0	0	0	0	0	0	0	0	0	0	0	W	20-16
2022 TOTALS		14-13	95	72	23	0.0	0.0	5	8	3	1	0	0	0	3	1	1	0	0	1	1	0	0	0	0	9-8	

2021 GAME-BY-GAME REGULAR-SEASON STATISTICS (RAVENS)

DATE	OPPONENT	P/S	TACKLES							INTERCEPTIONS				O. FUMB			ST				MISC		W/L	SCORE			
			TK	S	A	SK	YDS	TFL	YDS	QBH	NO	YDS	LG	TD	PD	FF	FR	TD	YDS	TK	S	A			FF	FR	S
09/13	at Raiders	S	7	4	3	0.0	0.0	0	0	0	0	0	0	0	0	0	0	0	0	0	0	0	0	0	0	L	27-33+
09/19	Chiefs	S	3	3	0	0.0	0.0	0	0	1	0	0	0	0	0	0	0	0	0	0	0	0	0	0	0	W	36-35
09/26	at Lions	S	2	2	0	0.0	0.0	0	0	0	0	0	0	0	0	0	0	0	0	0	0	0	0	0	0	W	19-17
10/03	at Broncos																								W	23-7	
10/11	Colts																								W	31-25+	
10/17	Chargers	S	3	3	0	1.0	6.0	1	6	2	1	0	0	0	2	0	0	0	0	0	0	0	0	0	0	W	34-6
10/24	Bengals	S	2	1	1	0.0	0.0	0	0	0	0	0	0	0	0	0	0	0	0	0	0	0	0	0	0	L	17-41
11/07	Vikings	S	6	6	0	0.0	0.0	2	3	0	0	0	0	0	0	0	0	0	0	0	0	0	0	0	0	W	34-31+
11/11	at Dolphins																								L	10-22	
11/21	at Bears																								W	16-13	
11/28	Browns																								W	16-10	
12/05	at Steelers																								L	19-20	
12/12	at Browns																								L	22-24	
12/19	Packers																								L	30-31	
12/26	at Bengals																								L	21-41	
01/02	Rams																								L	19-20	
01/09	Steelers																								L	13-16+	
2021 TOTALS			6-6	23	19	4	1.0	6.0	3	9	3	1	0	0	0	2	0	0	0	0	0	0	0	0	0	0	8-9

+ - Overtime

2020 GAME-BY-GAME REGULAR-SEASON STATISTICS (RAVENS)

DATE	OPPONENT	P/S	TACKLES							INTERCEPTIONS				O. FUMB			ST				MISC		W/L	SCORE			
			TK	S	A	SK	YDS	TFL	YDS	QBH	NO	YDS	LG	TD	PD	FF	FR	TD	YDS	TK	S	A			FF	FR	S
09/13	Browns	S	5	2	3	0.0	0.0	0	0	0	0	0	0	0	0	0	0	0	0	0	0	0	0	0	0	W	38-6
09/20	at Texans	S	4	4	0	1.0	4.0	1	4	2	0	0	0	0	0	0	0	0	0	0	0	0	0	0	0	W	33-16
09/28	Chiefs	S	5	4	1	0.0	0.0	0	0	0	0	0	0	0	1	0	0	0	0	0	0	0	0	0	0	L	20-34
10/04	at Football Team	S	3	2	1	0.0	0.0	0	0	0	0	0	0	0	1	0	0	0	0	0	0	0	0	0	0	W	31-17
10/11	Bengals	S	5	2	3	1.0	9.0	2	11	1	0	0	0	0	0	0	0	0	0	0	0	0	0	0	0	W	27-3
10/18	at Eagles	S	3	1	2	0.0	0.0	0	0	1	0	0	0	0	1	2	0	0	0	0	0	0	0	0	0	W	30-28
11/01	Steelers	S	7	4	3	0.5	1.0	0	0	1	0	0	0	0	0	0	0	0	0	0	0	0	0	0	0	L	24-28
11/08	at Colts	S	4	4	0	0.0	0.0	0	0	0	0	0	0	0	0	0	0	0	0	0	0	0	0	0	0	W	24-10
11/15	at Patriots	S	6	4	2	0.0	0.0	0	0	0	0	0	0	0	0	0	0	0	0	0	0	0	0	0	0	L	17-23
11/22	Titans	S	6	3	3	0.0	0.0	0	0	0	0	0	0	0	0	0	0	0	0	0	0	0	0	0	0	L	24-30+
12/02	at Steelers	S	7	5	2	0.0	0.0	0	0	0	0	0	0	0	0	0	0	0	0	0	0	0	0	0	0	L	14-19
12/08	Cowboys	S	7	7	0	0.0	0.0	0	0	0	0	0	0	0	0	0	0	0	0	0	0	0	0	0	0	W	34-17
12/14	at Browns	S	7	5	2	0.0	0.0	0	0	0	0	0	0	0	1	0	0	0	0	0	0	0	0	0	0	W	47-42
12/20	Jaguars	S	5	1	4	0.0	0.0	0	0	0	0	0	0	0	0	0	0	0	0	0	0	0	0	0	0	W	40-14
12/27	Giants	S	4	3	1	0.0	0.0	0	0	0	0	0	0	0	0	0	0	0	0	0	0	0	0	0	0	W	27-13
01/03	at Bengals	S	2	0	2	0.0	0.0	0	0	0	0	0	0	0	0	0	0	0	0	0	0	0	0	0	0	W	38-3
2020 TOTALS			16-16	80	51	29	2.5	14.0	3	15	5	0	0	0	0	4	2	0	0	0	0	0	0	0	0	0	11-5

+ - Overtime

2019 GAME-BY-GAME REGULAR-SEASON STATISTICS (RAVENS)

DATE	OPPONENT	P/S	TACKLES							INTERCEPTIONS				O. FUMB			ST				MISC		W/L	SCORE				
			TK	S	A	SK	YDS	TFL	YDS	QBH	NO	YDS	LG	TD	PD	FF	FR	TD	YDS	TK	S	A			FF	FR	S	A
09/08	at Dolphins	P	0	0	0	0.0	0.0	0	0	0	0	0	0	0	0	0	0	0	0	0	0	0	0	0	0	W	59-10	
09/15	Cardinals	P	0	0	0	0.0	0.0	0	0	0	0	0	0	0	0	0	0	0	0	0	0	0	0	0	0	W	23-17	
09/22	at Chiefs	P	0	0	0	0.0	0.0	0	0	0	0	0	0	0	0	0	0	0	0	0	0	0	0	0	0	L	28-33	
09/29	Browns	P	2	2	0	0.0	0.0	0	0	0	0	0	0	0	0	0	0	0	0	0	0	0	1	1	0	0	L	25-40
10/06	at Steelers	P	0	0	0	0.0	0.0	0	0	0	0	0	0	0	0	0	0	0	0	0	0	0	1	1	0	0	W	26-23+
10/13	Bengals	P	1	1	0	0.0	0.0	0	0	0	0	0	0	0	1	0	0	0	0	0	0	0	0	0	0	W	23-17	
10/20	at Seahawks																									W	30-16	
11/03	Patriots																									W	37-20	
11/10	at Bengals																									W	49-13	
11/17	Texans																									W	41-7	
11/25	at Rams																									W	45-6	
12/01	49ers																									W	20-17	
12/08	at Bills																									W	24-17	
12/12	Jets																									W	42-21	
12/22	at Browns																									W	31-15	
12/29	Steelers																									W	28-10	
2019 TOTALS			6-0	3	3	0	0.0	0.0	0	0	0	0	0	0	1	0	0	0	0	0	0	0	3	3	0	0	0	14-2

+ - Overtime

2018 GAME-BY-GAME REGULAR-SEASON STATISTICS (RAVENS)

DATE	OPPONENT	P/S	TACKLES							INTERCEPTIONS				O. FUMB			ST				MISC		W/L	SCORE			
			TK	S	A	SK	YDS	TFL	YDS	QBH	NO	YDS	LG	TD	PD	FF	FR	TD	YDS	TK	S	A			FF	FR	S
09/09	Bills																									W	47-3
09/13	at Bengals																									L	23-34
09/23	Broncos																									W	27-14
09/30	at Steelers																									W	26-14
10/07	at Browns																								L	9-12+	
10/14	at Titans																								W	21-0	
10/21	Saints																								L	23-24	
10/28	at Panthers																								L	21-36	
11/04	Steelers																								L	16-23	
11/18	Bengals																								W	24-21	
11/25	Raiders																								W	34-17	
12/02	at Falcons																								W	26-16	
12/09	at Chiefs																								L	24-27+	
12/16	Buccaneers																								W	22-10	
12/22	at Chargers																								W	22-10	
12/30	Browns																								W	26-24	
2018 TOTALS			0	0	0	0.0	0.0	0	0	0	0	0	0	0	0	0	0	0	0	0	0	0	0	0	0	10-6	

+ - Overtime

2023 GAME-BY-GAME POSTSEASON STATISTICS (DOLPHINS)

DATE	OPPONENT	P/S	TACKLES							INTERCEPTIONS				O. FUMB			ST				MISC		W/L	SCORE			
			TK	S	A	SK	YDS	TFL	YDS	QBH	NO	YDS	LG	TD	PD	FF	FR	TD	YDS	TK	S	A			FF	FR	S
01/13	at Chiefs	S	9	3	6	0.0	0.0	0	0	0	0	0	0	0	0	0	0	0	0	0	0	0	0	0	0	L	7-26
2023 TOTALS			1-1	9	3	6	0.0	0.0	0	0	0	0	0	0	0	0	0	0	0	0	0	0	0	0	0	0-1	

2020 GAME-BY-GAME POSTSEASON STATISTICS (RAVENS)

DATE	OPPONENT	P/S	TACKLES							INTERCEPTIONS				O. FUMB			ST				MISC		W/L	SCORE			
			TK	S	A	SK	YDS	TFL	YDS	QBH	NO	YDS	LG	TD	PD	FF	FR	TD	YDS	TK	S	A			FF	FR	S
01/10	at Titans	S	4	3	1	0.0	0.0	0	0	0	0	0	0	1	0	0	0	0	0	0	0	0	0	0	0	W	20-13
01/16	at Bills	S	4	3	1	0.0	0.0	0	0	0	0	0	0	0	0	0	0	0	1	1	0	0	0	0	0	L	3-17
2020 TOTALS			2-2	8	6	2	0.0	0.0	0	0	0	0	0	1	0	0	0	0	1	1	0	0	0	0	0	1-1	

2019 GAME-BY-GAME POSTSEASON STATISTICS (RAVENS)

DATE	OPPONENT	P/S	TACKLES							INTERCEPTIONS				O. FUMB			ST				MISC		W/L	SCORE			
			TK	S	A	SK	YDS	TFL	YDS	QBH	NO	YDS	LG	TD	PD	FF	FR	TD	YDS	TK	S	A			FF	FR	S
01/11	Titans																									L	12-28
2019 TOTALS			0	0	0	0.0	0.0	0	0	0	0	0	0	0	0	0	0	0	0	0	0	0	0	0	0	0-1	

2018 GAME-BY-GAME POSTSEASON STATISTICS (RAVENS)

DATE	OPPONENT	P/S	TACKLES							INTERCEPTIONS				O. FUMB			ST				MISC		W/L	SCORE			
			TK	S	A	SK	YDS	TFL	YDS	QBH	NO	YDS	LG	TD	PD	FF	FR	TD	YDS	TK	S	A			FF	FR	S
01/06	Chargers																									L	17-23
2018 TOTALS			0	0	0	0.0	0.0	0	0	0	0	0	0	0	0	0	0	0	0	0	0	0	0	0	0	0-1	



JUSTIN QB
FIELDS

HEIGHT: 6-3
WEIGHT: 228
COLLEGE: Ohio State
BORN: March 5, 1999

HOW ACQUIRED: TR '24 (CHI)
NFL EXPERIENCE: 4th year
BIRTHPLACE: Kennesaw, GA



PRO CAREER

- ✦ Has played in 40 games (38 starts) in his four-year career (Chicago 2021-23)
- ✦ Has completed 578 of 958 passes for 6,674 yards and 40 TDs while rushing for an additional 2,220 yards on 356 attempts with 14 TDs
- ✦ Selected by the Bears with the 11th overall pick in the first round of the 2021 NFL Draft
- ✦ Chicago acquired the 11th overall selection after completing a trade with the N.Y. Giants
- ✦ Third Ohio State quarterback in the common draft era to be selected in the first round of an NFL draft, joining Art Schlichter (No. 4 overall pick in 1982) and Dwayne Haskins (No. 15 overall pick in 2019)
- ✦ Made NFL debut in Week 1 of 2021 (vs. L.A. Rams)
- ✦ Made NFL starting debut in Week 3 of 2021 (at Cleveland)

2023 (BEARS)

- ✦ Played in 13 regular-season games (13 starts) (missed four due to a right thumb injury)
- ✦ Completed 227-of-370 passes on season for 2,562 yards with 16 TDs
- ✦ Rushed 124 times for 657 yards (5.3 avg.) with four TDs
- ✦ Led all rushers with 59 yards in Week 1 vs. Green Bay and surpassed former Bears QB Jim Harbaugh (1,609) for second on the franchise all-time QB rushing list
- ✦ Completed 24-of-37 passes for 216 yards and one TD, including 10 passes in the first half for 96 yards, the sixth-most passing yards in a first-half in his career
- ✦ Reached 400 career completions in Week 3 against Kansas City, becoming the fifth Bears quarterback to reach 400 career completions in his first 30 games
- ✦ Finished Week 4 against Denver completing 29-of-35 passes for 335 yards and four TDs, marking career-highs in all three categories
- ✦ His 132.7 passer rating also set a new career high
- ✦ Completed 16-of-17 passes for 231 yards and three TDs in the first half in Week 4 vs. Denver
- ✦ Since 2000, Fields' 16 straight completions to open the game was the most consecutive completions to start a game by any quarterback in franchise history
- ✦ Eclipsed 40 total TDs and 30 passing TDs for his career with three in the first half
- ✦ Finished the first half in Week 5 at Washington with three TD passes for the second straight game
- ✦ First Bears quarterback since at least 1991 to pass for 3+ first-half TDs in consecutive weeks
- ✦ Finished the game completing 15-of-29 passes for 282 yards and four TDs and also rushed 11 times for 57 yards
- ✦ Fourth QB since the 1970 NFL-AFL merger to have 5,000 passing yards and 1,500 rushing yards within their first 30 QB starts
- ✦ Went 16-of-23 for 169 yards with one TD in Week 11 at Detroit – also rushed 18 times (matched career-high) for a season-high 104 yards
- ✦ Marked his fifth career 100-yard rushing game and first of the season
- ✦ Completed 27-of-37 passes for 217 yards and 12 rushes for 59 yards in Week 12 vs. Minnesota
- ✦ In Week 14, eclipsed 2,000 rushing yards for his career
- ✦ Second-fastest quarterback in NFL history to reach 2,000 rushing yards, needing only 36 games (Lamar Jackson, 33)
- ✦ Second-fastest quarterback in NFL history to reach 5,000 passing yards and 2,000 rushing yards (Jackson, 35 games)
- ✦ Reached 2,000 passing yards on season in Week 16 against Cardinals

2022 (BEARS)

- ✦ Played in and started 15 regular-season games
- ✦ Completed 192-of-318 passes for 242 yards with 17 TDs
- ✦ Rushed 160 times for 1,143 yards (7.1 avg.) with eight TDs
- ✦ Helped lead the Bears to a Week 1 victory vs. San Francisco, finishing the game with a pair of TDs and 121 yards on 8-of-17 passing, also adding 28 yards on the ground
- ✦ In Week 5 at Minnesota, finished the afternoon 15-of-21 passing for 208 yards and one TD, while also adding eight rushes for 47 yards on the ground
- ✦ Recorded a career-best passer rating of 118.8 as well as a completion percentage of 71.4
- ✦ In the Week 7 win against the Patriots, he finished the night completing 13-of-21 passes for 179 yards and two TDs (passing TD, rushing TD)
- ✦ Recorded a game-high 82 rushing yards on 14 attempts, his second performance with both a rushing and passing TD in the same game (vs. SF, 10/31/21)
- ✦ Finished 17-of-23 with 151 passing yards and two TDs against Dallas in Week 8 – also rushed eight times for 60 yards and a rushing TD
- ✦ Registered 424 total rushing yards in the first eight weeks of the season, which is the second-most among all NFL quarterbacks, and the second-most in franchise history by a Bears quarterback through the first eight games of the season, trailing only Bobby Douglass (556, 1972)
- ✦ Had one of the best performances of his career in Week 9 vs. Miami , completing 17-of-28 passes for 123 yards and three TDs, while also rushing 15 times for 178 yards and a TD
- ✦ Finished with a passer rating of 106.7, which was his second straight game with a passer rating above 100.0
- ✦ His rushing performance broke Michael Vick's previous single-game record of 173 rushing yards and stands as the highest rushing total by any NFL quarterback in a regular-season game in NFL history
- ✦ Surpassed Chicago's Bobby Douglass' 127-yard rushing performance on Dec. 17, 1972 to become the Bears' single-game franchise record-holder
- ✦ First player since at least 1950 to record 150+ rushing yards and 3+ passing TDs in a single game
- ✦ Joined Buffalo's Josh Allen, Cincinnati's Joe Burrow and Baltimore's Lamar Jackson as the only players entering Week 9 to record at least three TD passes and a rushing TD in the same game
- ✦ Followed up historic Week 9 performance with another great game against the Lions in Week 10, finishing with 147 yards on 13 rushes and two TDs while also completing 12-of-20 passes for 167 yards and two TDs
- ✦ First quarterback in Bears franchise history to post back-to-back games with 100+ rushing yards, and he's the first Bears player to rush for 100+ yards in consecutive games since Jordan Howard did so on Dec. 24, 2016 and Jan. 1, 2017
- ✦ Combined for 325 rushing yards in Weeks 9-10, which is the most total rushing yards in a two-game span by a quarterback in NFL history, surpassing Lamar Jackson's 268 combined yards which he recorded Oct. 13, 2019 through Oct. 20, 2019
- ✦ First quarterback in NFL history with a 60+ yard rushing TD in consecutive games
- ✦ Seventh offensive player to do so since 1994, the last player being Saquon Barkley on Dec. 22, 2019 and Dec. 29, 2019

- ✦ Led the team on the ground for the third straight game, finishing with 85 yards and a rushing TD on 18 attempts, while also going 14-of-21 for 153 yards and a passing TD in Week 11 at Atlanta
- ✦ Finished 20-of-25 passing for 254 yards in addition to seven rushes for 71 yards and a TD against the Packers in Week 13
- ✦ First quarterback on record to record three or more rushing TDs of 50+ yards in a single season, dating back to 1925
- ✦ Last players to log three rushing TDs of 50+ yards in a single season were running backs Derrick Henry and Christian McCaffrey, each doing so during the 2019 season
- ✦ The last Bears player to log three rushing TDs of 50+ yards was running back Neal Anderson, who did so during the 1988 season
- ✦ In Week 15 vs. Philadelphia, became the third quarterback in NFL history to rush for 1,000+ yards in a single season, joining Lamar Jackson and Michael Vick
- ✦ Recorded five consecutive games with 70+ rushing yards (Weeks 9-15), which is the longest streak by any QB since at least 1950
- ✦ His 132 rushing yards in Week 17 brought his total to 1,143 on the season, which moved him ahead of four-time Pro Bowler Michael Vick (1,039 rushing yards in 2006) for the second-most rushing yards by a quarterback in NFL history, trailing only Lamar Jackson's 1,206 yards from 2019

2021 (BEARS)

- ✦ Played in 12 regular-season games (10 starts)
- ✦ Threw for 1,870 yards and seven TDs
- ✦ Recorded 420 rushing yards and two rushing TDs
- ✦ Rushed for his first NFL TD in the third quarter of Week 1 at the L.A. Rams, in doing so he became the first Bears rookie quarterback to rush for a TD in his first career game since Johnny Lujack, who rushed for a TD against Green Bay in Week 2 of 1948
- ✦ Made first NFL start in Week 3 vs. Cleveland
- ✦ Started and completed 11 of 17 passes (64.7%) for 209 yards in the Week 4 win over the Lions; connected on a season-long 64-yard pass to Darnell Mooney
- ✦ Completed his first-career TD pass, a two-yarder to tight end Jesper Horsted with 13:16 to go in the second quarter to put Chicago in front during the Week 5 victory at the Raiders
- ✦ Rushed 10 times for a season-high 103 yards in Week 8 vs. San Francisco, becoming the first Bears QB to rush for 100+ yards since Bobby Douglass in 1973
- ✦ Completed 19 of 27 passes for 175 yards and a TD, and in doing so he became the third rookie QB (Robert Griffin and Marcus Mariota) with 100+ rush yards, rush TD & pass TD in single game in NFL history
- ✦ Completed 17-of-29 passes for a season-high 291 passing yards at the Steelers, his seven completions on balls 15+ yards downfield in Pittsburgh are tied for the most by a Bears QB over the past 15 seasons
- ✦ Inactive Weeks 12-13 due to injury
- ✦ Completed 26 of 39 passes for 285 yards, one TD and a rating of 96.6 vs. Minnesota in Week 15
- ✦ Inactive Weeks 16-18

TRANSACTIONS

- ✦ Acquired via trade with the Bears in exchange for the Steelers' sixth-round selection in the 2025 draft
- ✦ Signed a four-year contract with Chicago on June 10, 2021
- ✦ Drafted by Chicago in the first round (11th overall) of the 2021 NFL Draft

PERSONAL

- ✦ Five-star prospect in the 2018 recruiting cycle by every major scouting service from Harrison H.S. under head coach Matt Dickmann
- ✦ Rated as the No. 2 overall player in the Class of 2018 and the nation's top-ranked dual threat QB prospect
- ✦ Awarded MVP of the 2017 Elite 11 Quarterback Competition
- ✦ Totaled 4,187 passing yards, 41 passing TDs, 2,096 rushing yards and 28 rushing TDs in two years as a starter for Harrison H.S.
- ✦ Awarded 2018 Mr. Georgia Football by the Touchdown Club of Atlanta
- ✦ Named the 2017 Class 6A offensive player of the year by the Atlanta-Journal Constitution and the Associated Press, in addition to being named first-team all-state by both publications
- ✦ Played shortstop and second base for the Harrison H.S. varsity baseball team and was a highly-touted baseball prospect with MLB draft potential
- ✦ Son of Gina Tobey, and Ivant "Pablo" and Jo Ann Claudrick Fields
- ✦ Two younger sisters: Jaiden, a softball player at the University of Georgia, and Jessica
- ✦ Majored in consumer and family financial services at Ohio State

COLLEGE

- ✦ Posted a record of 20-2 as Ohio State's starting quarterback from 2019-20, including a 9-2 record against ranked opponents
- ✦ Two-time Big Ten Graham-George Offensive Player of the Year and Griese-Brees Quarterback of the Year (2019-20)
- ✦ Two-time First Team All-Big Ten (coaches and media, 2019-20)
- ✦ 2020 Chicago Tribune Silver Football Award winner
- ✦ 2019 Heisman Trophy finalist and Big Ten Football Championship Game MVP
- ✦ 2019 Second Team All-American by the Walter Camp Football Foundation, CBS Sports, Associated Press, American Football Coaches Association and Football Writers Association of America
- ✦ Accounted for 78 TDs in his two seasons (63 passing, 15 rushing), throwing for 5,373 yards (10th at Ohio State); also threw for 63 TDs (second at Ohio State) and completed 68.4 pct. of his passes (second at Ohio State) with just nine interceptions; also rushed for 867 yards and 15 TDs
- ✦ Had one of the greatest statistical seasons in the history of Ohio State football as a first-year starter in 2019 when he completed 67.2 percent of his passes for 3,273 yards while accounting for 51 TDs (41 passing, 10 rushing)
- ✦ First quarterback in Big Ten history with 40 passing TDs and 10 rushing TDs in the same season in 2019; his 41-3 TD-to-interception ratio was the best in the country; had a passer efficiency rating of 181.43, which was third-best nationally
- ✦ Most Valuable Player of the 2019 Big Ten Championship Game after throwing for 299 yards and three TDs in a 34-21 come-from-behind victory over No. 8 Wisconsin
- ✦ One week prior, threw for 302 yards and four TDs in a 56-27 win at No. 10 Michigan
- ✦ Third Ohio State quarterback in the last 50 years – Rex Kern and Craig Krenzler are the others – to win each of his first 13 games as the Buckeyes' starting QB
- ✦ Enrolled at Ohio State in January of 2019 after spending his freshman season at the University of Georgia
- ✦ Played in 12 of 14 games as a true freshman for Georgia in 2018 and was named to the coaches freshman All-SEC Team
- ✦ Completed 27 of 39 passes for 328 yards and four TDs and also had four rushing TDs
- ✦ Named the SEC freshman of the week on Nov. 19 after passing for 121 yards, rushing for 100 yards and accounting for three TDs in a 66-27 win over UMass.

REGULAR SEASON COMPARISON: PASSING - BALTIMORE RAVENS

DATE	OPP	W/L	GP/GS	C	ATT	YDS.	AVG.	TD	LG	INT	SK	SKYD	RTG
11/21/21	CHI vs. BLT	L	S	4	11	79	7.2	0	29	0	2	1	62.3
11/17/24	PIT vs. BLT	W	P	0	0	0	0.0	0	0	0	0	0	0.0
TOTALS		1/1	2/1	4	11	79	7.2	0	29	0	2	1	--

JUSTIN FIELDS' NFL REGULAR SEASON PASSING STATISTICS

DATE	TEAM	GP	GS	ATT.	CMP.	PCT.	YDS	AVG.	TD	INT.	LG	SK	LST	RATE
2021	Bears	12	10	270	159	58.9	1,870	6.9	7	10	64	36	264	73.2
2022	Bears	15	15	318	192	60.4	2,242	7.1	17	11	56	55	359	85.2
2023	Bears	13	13	370	227	61.4	2,562	6.9	16	9	58	44	285	86.3
2024	Steelers	10	6	161	106	65.8	1,106	6.9	5	1	55t	16	124	93.3
TOTALS		50	44	1,119	684	61.1	7,780	7.0	45	31	64	151	1,032	83.9

JUSTIN FIELDS' NFL REGULAR SEASON RUSHING STATISTICS

DATE	TEAM	NO.	YDS.	AVG.	LG	TD
2021	Bears	72	420	5.8	23	2
2022	Bears	160	1,143	7.1	67t	8
2023	Bears	124	657	5.3	39	4
2024	Steelers	62	289	4.7	30	5
TOTALS		418	2,509	6.0	67T	19

JUSTIN FIELDS' NFL REGULAR SEASON PASSING/RUSHING STATISTICS

DATE	TEAM	GP	GS	PASSING										RUSHING					
				ATT.	CMP.	PCT.	YDS	AVG.	TD	INT.	LG	SK	LST	RATE	NO.	YDS.	AVG.	LG	TD
2021	Bears	12	10	270	159	58.9	1,870	6.9	7	10	64	36	264	73.2	72	420	5.8	23	2
2022	Bears	15	15	318	192	60.4	2,242	7.1	17	11	56	55	359	85.2	160	1,143	7.1	67t	8
2023	Bears	13	13	370	227	61.4	2,562	6.9	16	9	58	44	285	86.3	124	657	5.3	39	4
2024	Steelers	10	6	161	106	65.8	1,106	6.9	5	1	55t	16	124	93.3	62	289	4.7	30	5
TOTALS		50	44	1,119	684	61.1	7,780	7.0	45	31	64	151	1,032	83.9	418	2,509	6.0	67T	19

SINGLE-GAME HIGHS: QUARTERBACK

Pass Attempts	40 at Cleveland Browns, Dec 17, 2023 39 vs. Minnesota Vikings, Dec 20, 2021	Passer Rating	132.7 vs. Denver Broncos, Oct 01, 2023 125.3 at Washington Commanders, Oct 05, 2023
Pass Completions	28 vs. Denver Broncos, Oct 01, 2023 27 at Minnesota Vikings, Nov 27, 2023	Rush Attempts	18 at Detroit Lions, Nov 19, 2023 18 at Atlanta Falcons, Nov 20, 2022
Yards Passing	335 vs. Denver Broncos, Oct 01, 2023 312 at Indianapolis Colts, Sep 29, 2024	Rushing Yards	178 vs. Miami Dolphins, Nov 06, 2022 147 vs. Detroit Lions, Nov 13, 2022
TD Passes	4 at Washington Commanders, Oct 05, 2023 4 vs. Denver Broncos, Oct 01, 2023	Rushing Average	13.2 at Detroit Lions, Jan 01, 2023 11.9 vs. Miami Dolphins, Nov 06, 2022
Long Passes	64 vs. Detroit Lions, Oct 03, 2021 58 at Washington Commanders, Oct 05, 2023	Longest Runs	67t vs. Detroit Lions, Nov 13, 2022 61t vs. Miami Dolphins, Nov 06, 2022
Completion Percentage	80.0 vs. Denver Broncos, Oct 01, 2023 80.0 vs. Green Bay Packers, Dec 04, 2022	Rushing TDs	2 at Las Vegas Raiders, Oct 13, 2024 2 at Indianapolis Colts, Sep 29, 2024 ...1 more at 2.

300-YARD PASSING GAMES (2): REGULAR SEASON

DATE	TEAM	NO.	YDS.	AVG.	LG	TD
10/01/23	BRONCOS	28	335	12.0	29t	4
09/29/24	at Colts	22	312	14.2	38	1

2024 GAME-BY-GAME REGULAR-SEASON STATISTICS (STEELERS)

DATE	OPPONENT	P/S	PASSING										RUSHING				SCORE		
			ATT	CMP	YDS	PCT	Y/A	Y/C	TD	INT	LG	SK/YD	RATE	ATT	YDS	LG		TD	W/L
09/08	at Falcons	S	23	17	156	73.9	6.8	9.2	0	0	40	2/23	91.9	14	57	12	0	W	18-10
09/15	at Broncos	S	20	13	117	65.0	5.9	9.0	1	0	16	2/7	97.3	8	27	16	0	W	13-6
09/22	Chargers	S	32	25	245	78.1	7.7	9.8	1	1	55t	2/13	96.0	6	6	5t	1	W	20-10
09/29	at Colts	S	34	22	312	64.7	9.2	14.2	1	0	38	4/30	104.0	10	55	12	2	L	24-27
10/06	Cowboys	S	27	15	131	55.6	4.9	8.7	2	0	21	3/16	93.3	6	27	8	0	L	17-20
10/13	at Raiders	S	24	14	145	58.3	6.0	10.4	0	0	31	3/35	75.9	11	59	18	2	W	32-13
10/20	Jets		DID NOT PLAY (NON-INJURY)																
10/28	Giants		ON INACTIVE LIST																
11/10	at Commanders		DID NOT PLAY (NON-INJURY)																
11/17	Ravens	P	0	0	0	0.0	0.0	0.0	0	0	0	0/0	0.0	2	17	9	0	W	18-16
11/21	at Browns	P	1	0	0	0.0	0.0	0.0	0	0	0	0/0	39.6	3	26	30	0	L	19-24
12/01	at Bengals	P	0	0	0	0.0	0.0	0.0	0	0	0	0/0	0.0	1	7	7	0	W	44-38
12/08	Browns		DID NOT PLAY (NON-INJURY)																
12/15	at Eagles	P	0	0	0	0.0	0.0	0.0	0	0	0	0/0	0.0	1	8	8	0	L	13-27
12/21	at Ravens		INACTIVE																
12/25	Chiefs		INACTIVE																
01/04	Bengals		DID NOT PLAY (NON-INJURY)																
2024 TOTALS		10-6	161	106	1,106	65.8	6.9	10.4	5	1	55T	16/124	93.3	62	289	30	5	10-7	

2023 GAME-BY-GAME REGULAR-SEASON STATISTICS (BEARS)


DATE	OPPONENT	P/S	PASSING											RUSHING				W/L	SCORE
			ATT	CMP	YDS	PCT	Y/A	Y/C	TD	INT	LG	SK/YD	RATE	ATT	YDS	LG	TD		
09/10	Packers	S	37	24	216	64.9	5.8	9.0	1	1	23	4/27	78.2	9	59	10	0	L	20-38
09/17	at Buccaneers	S	29	16	211	55.2	7.3	13.2	1	2	33	6/42	61.1	4	3	5	1	L	17-27
09/24	at Chiefs	S	22	11	99	50.0	4.5	9.0	1	1	29	3/12	58.7	11	47	17	0	L	10-41
10/01	Broncos	S	35	28	335	80.0	9.6	12.0	4	1	29t	4/35	132.7	4	25	20	0	L	28-31
10/05	at Commanders	S	29	15	282	51.7	9.7	18.8	4	0	58	3/9	125.3	11	57	14	0	W	40-20
10/15	Vikings	S	10	6	58	60.0	5.8	9.7	0	1	39	4/18	36.7	8	46	13	0	L	13-19
10/22	Raiders										ON INACTIVE LIST							W	30-12
10/29	at Chargers										ON INACTIVE LIST							L	13-30
11/05	at Saints										ON INACTIVE LIST							L	17-24
11/09	Panthers										ON INACTIVE LIST							W	16-13
11/19	at Lions	S	23	16	169	69.6	7.3	10.6	1	0	39t	2/18	105.2	18	104	29	0	L	26-31
11/27	at Vikings	S	37	27	217	73.0	5.9	8.0	0	0	36	3/18	87.3	12	59	14	0	W	12-10
12/10	Lions	S	33	19	223	57.6	6.8	11.7	1	0	41	3/29	88.3	12	58	19	1	W	28-13
12/17	at Browns	S	40	19	166	47.5	4.2	8.7	1	2	30	3/18	46.5	7	30	15	0	L	17-20
12/24	Cardinals	S	27	15	170	55.6	6.3	11.3	1	1	53	1/0	71.5	9	97	39	1	W	27-16
12/31	Falcons	S	32	20	268	62.5	8.4	13.4	1	0	32	3/28	99.5	11	45	13	1	W	37-17
01/07	at Packers	S	16	11	148	68.8	9.3	13.5	0	0	33	5/31	97.9	8	27	7	0	L	9-17
2023 TOTALS		13-13	370	227	2,562	61.4	6.9	11.3	16	9	58	44/285	86.3	124	657	39	4	7-10	

2022 GAME-BY-GAME REGULAR-SEASON STATISTICS (BEARS)

DATE	OPPONENT	P/S	PASSING											RUSHING				W/L	SCORE
			ATT	CMP	YDS	PCT	Y/A	Y/C	TD	INT	LG	SK/YD	RATE	ATT	YDS	LG	TD		
09/11	49ers	S	17	8	121	47.1	7.1	15.1	2	1	51t	2/16	85.7	11	28	12	0	W	19-10
09/18	at Packers	S	11	7	70	63.6	6.4	10.0	0	1	30	3/22	43.8	8	20	7	1	L	10-27
09/25	Texans	S	17	8	106	47.1	6.2	13.3	0	2	24	5/24	27.7	8	47	29	0	W	23-20
10/02	at Giants	S	22	11	174	50.0	7.9	15.8	0	0	56	6/19	76.7	7	52	16	0	L	12-20
10/09	at Vikings	S	21	15	208	71.4	9.9	13.9	1	0	39	2/15	118.8	8	47	12	0	L	22-29
10/13	Commanders	S	27	14	190	51.9	7.0	13.6	1	1	40t	5/36	71.5	12	88	39	0	L	7-12
10/24	at Patriots	S	21	13	179	61.9	8.5	13.8	1	1	26	4/32	85.2	14	82	20	1	W	33-14
10/30	at Cowboys	S	23	17	151	73.9	6.6	8.9	2	0	36	4/25	120.0	8	60	15	1	L	29-49
11/06	Dolphins	S	28	17	123	60.7	4.4	7.2	3	0	18t	2/7	106.7	15	178	61t	1	L	32-35
11/13	Lions	S	20	12	167	60.0	8.4	13.9	2	1	50t	3/17	99.4	13	147	67t	2	L	30-31
11/20	at Falcons	S	21	14	153	66.7	7.3	10.9	1	1	32	4/25	84.0	18	85	17	1	L	24-27
11/27	at Jets										ON INACTIVE LIST							L	10-31
12/04	Packers	S	25	20	254	80.0	10.2	12.7	0	2	56	0/0	75.7	6	71	55t	1	L	19-28
12/18	Eagles	S	21	14	152	66.7	7.2	10.9	2	0	35t	6/61	119.5	15	95	39	0	L	20-25
12/24	Bills	S	23	15	119	65.2	5.2	7.9	1	0	44	2/15	92.5	7	11	7	0	L	13-35
01/01	at Lions	S	21	7	75	33.3	3.6	10.7	1	1	16	7/45	40.8	10	132	60	0	L	10-41
01/08	Vikings										ON INACTIVE LIST							L	13-29
2022 TOTALS		15-15	318	192	2,242	60.4	7.1	11.7	17	11	56	55/359	85.2	160	1143	67T	8	3-14	

2021 GAME-BY-GAME REGULAR-SEASON STATISTICS (BEARS)

DATE	OPPONENT	P/S	PASSING											RUSHING				W/L	SCORE
			ATT	CMP	YDS	PCT	Y/A	Y/C	TD	INT	LG	SK/YD	RATE	ATT	YDS	LG	TD		
09/12	at Rams	P	2	2	10	100.0	5.0	5.0	0	0	9	0/0	87.5	1	3	3t	1	L	14-34
09/19	Bengals	P	13	6	60	46.2	4.6	10.0	0	1	21	2/25	27.7	10	31	10	0	W	20-17
09/26	at Browns	S	20	6	68	30.0	3.4	11.3	0	0	18	9/67	41.2	3	12	7	0	L	6-26
10/03	Lions	S	17	11	209	64.7	12.3	19.0	0	1	64	1/24	82.7	3	9	11	0	W	24-14
10/10	at Raiders	S	20	12	111	60.0	5.6	9.3	1	0	18	2/10	91.9	3	4	3	0	W	20-9
10/17	Packers	S	27	16	174	59.3	6.4	10.9	1	1	21	4/37	75.2	6	43	16	0	L	14-24
10/24	at Buccaneers	S	32	22	184	68.8	5.8	8.4	0	3	22	4/16	44.3	8	38	16	0	L	3-38
10/31	49ers	S	27	19	175	70.4	6.5	9.2	1	1	22	4/27	84.6	10	103	22t	1	L	22-33
11/08	at Steelers	S	29	17	291	58.6	10.0	17.1	1	1	50	3/13	89.9	8	45	8	0	L	27-29
11/21	Ravens	S	11	4	79	36.4	7.2	19.8	0	0	29	2/1	62.3	4	23	8	0	L	13-16
11/25	at Lions										ON INACTIVE LIST							W	16-14
12/05	Cardinals										ON INACTIVE LIST							L	22-33
12/12	at Packers	S	33	18	224	54.5	6.8	12.4	2	2	54t	2/14	70.8	9	74	20	0	L	30-45
12/20	Vikings	S	39	26	285	66.7	7.3	11.0	1	0	27	3/30	96.6	7	35	23	0	L	9-17
12/26	at Seahawks										ON INACTIVE LIST							W	25-24
01/02	Giants										ON INACTIVE LIST							W	29-3
01/09	at Vikings										RESERVE/COVID-19							L	17-31
2021 TOTALS		12-10	270	159	1,870	58.9	6.9	11.8	7	10	64	36/264	73.2	72	420	23	2	6-11	



MINKAH^S FITZPATRICK

HEIGHT: 6-1
WEIGHT: 207
COLLEGE: Alabama
BORN: November 17, 1996

HOW ACQUIRED: TR '19 (MIA)
NFL EXPERIENCE: 7th year
BIRTHPLACE: Old Bridge, NJ



PRO CAREER

- ✦ Four-time Pro Bowler (2019, 2020, 2022, 2023)
- ✦ Three-time Associated Press First Team All-Pro (2019, 2020, 2022)
- ✦ Three-time PFW/PFWA All-NFL Team (3) (2019, 2020, 2022)
- ✦ Has played in 89 games (84 starts) over his six-year NFL career (Dolphins 2018-19; Steelers 2018-23)
- ✦ four interception returns for TDs, two quarterback hits and one fumble recovery for TD
- ✦ His five defensive TDs lead the NFL since he entered the League in 2018 and lead the NFL among active players
- ✦ His four interceptions returned for TDs are the third-most in the NFL since he entered the League in 2018
- ✦ His 19 interceptions rank eighth in the NFL since he entered the League in 2018
- ✦ His 22 total takeaways (17 interceptions and five fumble recoveries) are tied for the fourth-most in the NFL since the start of the 2019 season
- ✦ His 26 combined interceptions, forced fumbles and fumble recoveries are tied for the fourth-most in the NFL since the start of the 2019 season
- ✦ Is the fourth player in NFL history with an interception return for TD in four of his first five seasons, joining Nate Clements, Pro Football Hall of Famer Ken Houston and Deion Jones
- ✦ Has had three seasons for the Steelers with at least four interceptions
- ✦ Has registered at least two passes defended in a game 10 times in his career
- ✦ Has registered at least two interceptions in a game twice in his career
- ✦ Has registered 10 or more tackles in 12 career games
- ✦ Made NFL debut in Week 1 of 2018 (vs. Tennessee)
- ✦ Made NFL starting debut in Week 3 of 2018 (vs. Oakland)

2023 (STEELERS)

- ✦ Played in and started 10 regular-season games
- ✦ Led the Steelers with 54 tackles (37 solo) when he suffered an injury in Week 8 vs. Jacksonville
- ✦ Missed the next four games before returning in Week 13 vs. Arizona, but was lost again in Week 15 at Indianapolis
- ✦ Missed Weeks 16-18 with a knee injury
- ✦ Registered 64 tackles (43 solo), three passes defended and one tackle for loss
- ✦ Recorded 11 tackles in Week 3 at Las Vegas, Week 4 at Houston and Week 7 at L.A. Rams
- ✦ Finished with six tackles (five solo) and two passes defended in Week 2 vs. Cleveland

2022 (STEELERS)

- ✦ Played in and started 15 regular-season games
- ✦ Registered 92 tackles (55 solo), 10 passes defended, six interceptions, one tackle for loss, one quarterback hit and one interception returned for a TD
- ✦ His six interceptions were the most by a Steeler in a season since Troy Polamalu in 2010 (seven), tied for the 12th-most in single-season franchise history and ranked tied-first in the League for the season
- ✦ Finished tied-first in the League in interceptions
- ✦ Became the first Steelers player with an interception in each of the first two games of the season since Troy Polamalu in 2010
- ✦ Was voted the Steelers' 2022 Most Valuable Player by his teammates
- ✦ Received Pro Bowl and Associated Press First Team All-Pro nominations for the third time in his career
- ✦ Had three games with at least 10 tackles (14, Week 1 at Cincinnati; 11, Week 14 vs. Baltimore; 10, Week 18 vs. Cleveland)
- ✦ Was named the AFC Defensive Player of the Week for his performance in Week 1 at Cincinnati (14 total tackles, 10 solo tackles, one interception return for TD, one pass defended and one blocked PAT)
- ✦ Intercepted Cincinnati QB Joe Burrow on his first pass of the game for a touchdown and later blocked the Bengals game-winning PAT to send the game into overtime for a Steelers victory in Week 1
- ✦ Intercepted New England QB Mac Jones at the Steelers' 21-yard line for a 13-yard return in Week 2 vs. New England
- ✦ Picked off Jets QB Zach Wilson at the Jets' 38-yard line and returned it to the four-yard line, allowing the Steelers' offense to get in the end zone three plays later
- ✦ Sealed his team's 19-16 victory at Atlanta in Week 13 by catching a game-ending interception on the first play of the Falcons' final drive
- ✦ Had two consecutive games with interceptions in Week 16 vs. Las Vegas and Week 17 at Baltimore

2021 (STEELERS)

- ✦ Started all 16 regular-season games
- ✦ Recorded double digit tackles in Weeks 1 (10), 5 (10), 14 (14) and 15 (12) during the 2021 season
- ✦ Led the team in solo tackles (84) and combined tackles (124)
- ✦ Tipped a pass from Bengals QB Joe Burrow that was intercepted by S Terrell Edmunds for a Steelers turnover in Week 3 vs Cincinnati
- ✦ Forced a QB Geno Smith fumble in the fourth quarter vs Seattle in Week 6
- ✦ Recorded his first interception of the season at Cincinnati in Week 12, picking off Joe Burrow for an 18-yard return
- ✦ Intercepted QB Lamar Jackson in Week 13 for his second interception in as many weeks

2020 (STEELERS)

- ✦ Started all 16 regular-season games
- ✦ Registered 79 tackles (60 solo), 11 passes defended, four interceptions, one forced fumble, one fumble recovery, one tackle for loss and one interception return for TD
- ✦ One of two players in the NFL in 2020 with at least four interceptions, one forced fumble and one fumble recovery (Marcus Peters, Baltimore)
- ✦ Ranked tied for sixth in the NFL with five takeaways (four interceptions, one fumble recovery) in 2020
- ✦ Ranked tied for seventh in the NFL with four interceptions in 2020
- ✦ Three of his six combined interceptions (four), forced fumbles (one) and fumble recoveries (one) in 2020 came inside the Steelers' red zone
- ✦ Intercepted a pass from Browns QB Baker Mayfield at the Browns' 33-yard line and returned it for a TD that gave the Steelers a 10-0 first-quarter lead in Week 6 of 2020
- ✦ Picked off two passes in Week 10 at Jacksonville
- ✦ Registered an interception and fumble recovery in the 24-19 victory at Dallas in Week 9

2019 (STEELERS)

- ✦ Started all 16 regular-season games (14 for the Steelers and two for the Dolphins)
- ✦ Registered 57 tackles (36 solo) and added nine passes defended, five interceptions, two forced fumbles, one fumble recovery, one QB hit and one tackle for loss
- ✦ Involved in eight of the Steelers' 37 takeaways (five interceptions, one forced fumble and two fumble recoveries)
- ✦ His seven total takeaways (interceptions and fumble recoveries) ranked tied for most in the NFL
- ✦ His eight combined interceptions, forced fumbles and fumble recoveries ranked tied for third in the NFL
- ✦ Registered at least one interception in three consecutive games (Weeks 8-10) - tied for the fourth-longest streak in franchise history
- ✦ Ranked tied for fourth in the NFL with five interceptions in 2019
- ✦ His five interceptions in 2019 were the most by a Steeler in a single season since Troy Polamalu had seven picks in 2010
- ✦ Fitzpatrick, Marcus Peters (Baltimore), Marlon Humphrey (Baltimore), Jamal Adams (New York Jets), Jadeveon Clowney (Seattle Seahawks) and Erik Harris (Oakland) were the only players in the NFL with multiple defensive TDs in 2019
- ✦ First player in franchise history to have five or more interceptions and two or more fumble recoveries in his first or second NFL season
- ✦ First Steeler with multiple interceptions in a game since CB Brice McCain had two against Cincinnati on Dec. 28, 2014
- ✦ First NFL player to pick off a quarterback with the same last name twice in a game since Detroit Lions' CB Levi Johnson intercepted Denver Broncos QB Charley Johnson twice in Week 12 of 1974
- ✦ First player in the Super Bowl era to intercept two or more passes against a team he played for earlier that season
- ✦ Recorded a 96-yard interception return for TD (11/3/19), which was the second-longest interception return in Steelers regular season history (Martin Kottler: 99 yards, 9/27/33)
- ✦ First Steeler with defensive TDs in back-to-back weeks since Sam Washington in Week 3 and 4 of the 1984 season
- ✦ First Steeler to have a fumble return TD and a pick-six in the same season since 1996 (Carnell Lake and Ron Woodson)
- ✦ First Steeler with five interceptions in the first nine weeks of the season since S Darren Perry in 1994, and Fitzpatrick did it in just seven games
- ✦ Registered an interception in three consecutive games for the first time in his career (Weeks 9-11 in 2019), which is tied for the fourth-longest streak in franchise history
- ✦ First Steeler with an interception in three consecutive games since Troy Polamalu accomplished the feat in Weeks 11-14 of 2008
- ✦ In his first game as a Steeler, recorded five tackles (four solo), an interception, a forced fumble and a pass defended in Week 3 at San Francisco
- ✦ First Steeler to have an interception and forced fumble in the same game since William Gay vs. Indianapolis on Nov. 24, 2016
- ✦ Registered two interceptions in a single game for the first time in his career in Week 8 vs. Miami (his old team)
- ✦ First player in the Super Bowl era to intercept two or more passes against a team he played for earlier that season
- ✦ First Steeler with multiple interceptions in a game since CB Brice McCain had two against Cincinnati on Dec. 28, 2014 (W, 27-17)

2018 (DOLPHINS)

- ✦ Played in 16 regular-season games (11 starts)
- ✦ Recorded 79 tackles (50 solo), two interceptions and nine passes defended; one interception return for a TD
- ✦ His 79 tackles were 10th among NFL rookies
- ✦ Registered 10 tackles (four solo), one interception and two passes defended in Week 4 at New England
- ✦ Picked off QB Tom Brady and returned it 14 yards in the 4th quarter for his first career interception
- ✦ Recorded seven tackles (six solo) and started at CB vs. New England in Week 14
- ✦ Registered six solo tackles, one interception and two passes defended in Week 15 at Minnesota
- ✦ Intercepted QB Kirk Cousins and returned it 50 yards for a TD in the 2nd quarter vs. Vikings

TRANSACTIONS

- ✦ Signed a four-year contract extension with Pittsburgh on June 15, 2022
- ✦ Pittsburgh exercised a fifth-year option for 2022
- ✦ Acquired, via trade with Dolphins, along with Miami's fourth-round selection in the 2020 draft and seventh-round selection in the 2021 draft in exchange for the Steelers' first and fifth-round selections in the 2020 draft and the team's sixth-round pick in the 2021 draft
- ✦ Signed a four-year contract with Miami on June 1, 2018
- ✦ Drafted by the Miami Dolphins in the first round (11th overall) of the 2018 NFL Draft

PERSONAL

- ✦ Attended St. Peter's Prep (Jersey City, N.J.)
- ✦ Played wide receiver and defensive back
- ✦ Listed as the No. 4 cornerback in the nation coming out of high school
- ✦ Named to the 2015 Parade All-America team
- ✦ Selected to participate in the 2015 Under Armour All-America Game and Nike's 2014 "The Opening"
- ✦ 2014 second team All-USA selection by USA Today
- ✦ Earned first-team MaxPreps.com Junior All-American accolades in 2013
- ✦ Had 60 tackles and three interceptions as a senior in 2014
- ✦ Accounted for 62 tackles with four picks and 21 pass breakups as a junior in 2013 while earning first-team All-State honors (non-public) and first-team All-Hudson County honors
- ✦ Two interceptions and 12 pass breakups as a sophomore
- ✦ Ran track, placing first at the Hudson County Championships with times of 10.86 seconds and 21.66 seconds in the 100 and 200 meters, respectively

COMMUNITY

- ✦ Raised \$59,000 for KidsVoice last season through his Unshackled Foundation tackle campaign
- ✦ Worked with UPMC Children's Hospital of Pittsburgh Family Connection Center to have a holiday cookie decorating party. Also partnered with Giant Eagle to provide the families who attend groceries and gift cards
- ✦ Hosted a bike giveaway, providing 35 bikes to youth serviced by KidsVoice. In addition to the bikes, the youth also received helmets and shoes.

COLLEGE

- ✦ Played in 42 games (38 starts) as three year-starter at Alabama (2015-17)
- ✦ Registered 171 tackles (109 solo), 4.5 sacks, nine interceptions, 35 passes defensed and two forced fumbles over his collegiate career, while recording one blocked field goal and one blocked punt on special teams
- ✦ Won the Chuck Bednarik Award given to the nation's top defensive player, won the Jim Thorpe Award given to the nation's top defensive back and became just the third player in NCAA history to win both awards joining CB Charles Woodson and CB Patrick Peterson as a junior in 2017
- ✦ Unanimous first-team All-American, a first-team SEC selection, and a finalist for the Jason Witten Collegiate Man of the Year (player who demonstrates a record of leadership by exhibiting exceptional courage, integrity and sportsmanship on and off the field), the Lombardi Award (based on performance, leadership, character and resiliency), the Bronko Nagurski Trophy (best defensive player) and the Lott IMPACT Trophy (best defensive player in character and performance) in 2017
- ✦ Helped Alabama to a victory in the College Football Playoff National Championship in 2017
- ✦ First-team All-American and first-team SEC selection as well as a semi-finalist for the Jim Thorpe Award as a sophomore in 2016
- ✦ Named a Freshman All-American selection in 2015

REGULAR SEASON COMPARISON: DEFENSIVE - BALTIMORE RAVENS

DATE	OPP	W/L	GP/GS	TACKLES					SACK	YDS.	INT	TFL	PD	QBH	TD	MISC		
				TOT	SOLO	ASST	FF	FR								FF	FR	FR
9/8/19	MIA vs. BLT	L	S	5	3	2	0.0	0.0	0	0	0	0	0	0	0	0	0	
10/6/19	PIT vs. BLT	L	S	7	6	1	0.0	0.0	0	0	1	0	0	0	0	0	0	
12/29/19	PIT @ BLT	L	S	4	3	1	0.0	0.0	0	0	0	0	0	0	0	0	0	
11/1/20	PIT @ BLT	W	S	7	4	3	0.0	0.0	0	0	1	0	0	0	1	0	0	
12/2/20	PIT vs. BLT	W	S	3	3	0	0.0	0.0	0	0	2	0	0	0	0	0	0	
12/5/21	PIT vs. BLT	W	S	9	7	2	0.0	0.0	1	0	1	0	0	0	0	0	0	
1/9/22	PIT @ BLT	W	S	6	5	1	0.0	0.0	0	0	1	0	0	0	0	0	0	
12/11/22	PIT vs. BLT	L	S	11	6	5	0.0	0.0	0	0	0	0	0	0	0	0	0	
1/1/23	PIT @ BLT	W	S	9	4	5	0.0	0.0	1	0	1	0	0	0	0	0	0	
10/8/23	PIT vs. BLT	W	S	9	7	2	0.0	0.0	0	0	0	0	0	0	0	0	0	
11/17/24	PIT vs. BLT	W	S	7	4	3	0.0	0.0	0	0	0	0	0	0	0	0	0	
12/21/24	PIT @ BLT	L	S	6	2	4	0.0	0.0	1	0	2	0	0	0	0	0	0	
TOTALS		7/5	12/12	83	54	29	0.0	0.0	3	0	9	0	0	0	1	0	0	

MINKAH FITZPATRICK'S NFL REGULAR SEASON DEFENSIVE STATISTICS

DATE	TEAM	GP	GS	TK	S	TACKLES					INTERCEPTIONS					O. FUMB			ST			MISC							
						TFL	YDS	SK	YDS	QBH	NO	YDS	LG	TD	PD	FF	FR	TD	YDS	TK	S	A	FF	FR	S	A			
2018	Dolphins	16	11	79	50	29	2	5	0.0	0.0	0	2	64	50t	1	9	0	0	0	0	1	1	0	0	0	0	0	0	0
2019	Dolphins	2	2	11	7	4	0	0	0.0	0.0	0	0	0	0	0	1	1	0	0	0	1	1	0	0	0	0	0	0	0
Went from Miami to Pittsburgh																													
2019	Steelers	14	14	57	36	21	1	1	0.0	0.0	1	5	130	96t	1	9	1	2	1	79	0	0	0	0	0	0	0	0	0
2019	TOTAL	16	16	68	43	25	1	1	0.0	0.0	1	5	130	96t	1	9	2	3	1	79	1	1	0	0	0	0	0	0	0
2020	Steelers	16	16	79	60	19	1	1	0.0	0.0	0	4	77	37	1	11	1	1	0	0	0	0	0	0	0	0	0	0	0
2021	Steelers	16	16	124	84	40	1	1	0.0	0.0	0	2	18	18	0	7	1	1	0	-1	0	0	0	0	0	0	0	0	0
2022	Steelers	15	15	96	56	40	1	4	0.0	0.0	1	6	94	34	1	11	0	0	0	0	0	0	0	0	0	0	0	0	0
2023	Steelers	10	10	64	43	21	1	1	0.0	0.0	0	0	0	0	0	3	0	0	0	0	0	0	0	0	0	0	0	0	0
2024	Steelers	17	17	96	62	34	1	3	0.0	0.0	0	1	25	25	0	4	1	0	0	0	0	0	0	0	0	0	0	0	0
NFL TOTALS		106	101	606	398	208	8	16	0.0	0.0	2	20	408	96T	4	54	5	5	1	77	2	2	0	0	0	0	0	0	0

MINKAH FITZPATRICK'S NFL POSTSEASON DEFENSIVE STATISTICS

DATE	TEAM	GP	GS	TK	S	TACKLES					INTERCEPTIONS					O. FUMB			ST			MISC							
						TFL	YDS	SK	YDS	QBH	NO	YDS	LG	TD	PD	FF	FR	TD	YDS	TK	S	A	FF	FR	S	A			
2020	Steelers	1	1	6	4	2	0	0	0.0	0.0	0	0	0	0	0	0	0	0	0	0	0	0	0	0	0	0	0	0	0
2021	Steelers	1	1	6	5	1	0	0	0.0	0.0	0	0	0	0	0	0	0	0	0	0	0	0	0	0	0	0	0	0	0
2023	Steelers	1	1	10	5	5	1	4	0.0	0.0	0	0	0	0	0	0	0	0	0	0	0	0	0	0	0	0	0	0	0
NFL TOTALS		3	3	22	14	8	1	4	0.0	0.0	0	0	0	0	0	0	0	0	0	0	0	0	0	0	0	0	0	0	0

SINGLE-GAME HIGHS: DEFENSIVE

- | | | | |
|--------------------------|--|----------------------------------|--|
| Total Tackles | 14 at Cincinnati Bengals, Sep 11, 2022
14 vs. Tennessee Titans, Dec 19, 2021 | Tackles For Loss | 1 at Philadelphia Eagles, Dec 15, 2024
1 vs. New England Patriots, Dec 07, 2023 |
| Solo Tackles | 12 vs. Tennessee Titans, Dec 19, 2021
10 at Cincinnati Bengals, Sep 11, 2022 | Interceptions | ...6 more at 1.
2 at Jacksonville Jaguars, Nov 22, 2020 |
| Passes Defensed | 2 at Baltimore Ravens, Dec 21, 2024
2 vs. Cleveland Browns, Sep 18, 2023
...9 more at 2. | Interception Return Yards | 2 vs. Miami Dolphins, Oct 28, 2019
96 vs. Indianapolis Colts, Nov 03, 2019 |
| Forced Fumbles | 1 at Cleveland Browns, Nov 21, 2024
1 vs. Seattle Seahawks, Oct 17, 2021
...3 more at 1. | Special Teams Tackles | 50 at Minnesota Vikings, Dec 16, 2018
1 vs. Baltimore Ravens, Sep 08, 2019
1 vs. Detroit Lions, Oct 21, 2018 |
| Fumble Recoveries | 1 vs. Tennessee Titans, Dec 19, 2021
1 at Dallas Cowboys, Nov 08, 2020
...3 more at 1. | Longest Opp Fumble Return | 43 vs. Los Angeles Rams, Nov 10, 2019
36 at Cincinnati Bengals, Nov 24, 2019 |

SINGLE-GAME HIGHS - POSTSEASON: DEFENSIVE

Total Tackles 10 at Buffalo Bills, Jan 15, 2024
 6 at Kansas City Chiefs, Jan 16, 2022
 6 vs. Cleveland Browns, Jan 10, 2021
 Solo Tackles 5 at Buffalo Bills, Jan 15, 2024
 5 at Kansas City Chiefs, Jan 16, 2022
 4 vs. Cleveland Browns, Jan 10, 2021

Tackles For Loss 1 at Buffalo Bills, Jan 15, 2024

2024 GAME-BY-GAME REGULAR-SEASON STATISTICS (STEELERS)

DATE	OPPONENT	P/S	TACKLES							INTERCEPTIONS				O. FUMB			ST			MISC		W/L	SCORE					
			TK	S	A	SK	YDS	TFL	YDS	QBH	NO	YDS	LG	TD	PD	FF	FR	TD	YDS	TK	S			A	FF	FR	S	A
09/08	at Falcons	S	7	6	1	0.0	0.0	0	0	0	0	0	0	0	0	0	0	0	0	0	0	0	0	0	0	0	W	18-10
09/15	at Broncos	S	7	5	2	0.0	0.0	0	0	0	0	0	0	0	0	0	0	0	0	0	0	0	0	0	0	0	W	13-6
09/22	Chargers	S	2	1	1	0.0	0.0	0	0	0	0	0	0	0	0	0	0	0	0	0	0	0	0	0	0	0	W	20-10
09/29	at Colts	S	9	6	3	0.0	0.0	0	0	0	0	0	0	0	0	0	0	0	0	0	0	0	0	0	0	0	L	24-27
10/06	Cowboys	S	10	8	2	0.0	0.0	0	0	0	0	0	0	0	1	0	0	0	0	0	0	0	0	0	0	0	L	17-20
10/13	at Raiders	S	4	3	1	0.0	0.0	0	0	0	0	0	0	0	0	0	0	0	0	0	0	0	0	0	0	0	W	32-13
10/20	Jets	S	4	4	0	0.0	0.0	0	0	0	0	0	0	0	0	0	0	0	0	0	0	0	0	0	0	0	W	37-15
10/28	Giants	S	4	1	3	0.0	0.0	0	0	0	0	0	0	0	1	0	0	0	0	0	0	0	0	0	0	0	W	26-18
11/10	at Commanders	S	4	4	0	0.0	0.0	0	0	0	0	0	0	0	0	0	0	0	0	0	0	0	0	0	0	0	W	28-27
11/17	Ravens	S	7	4	3	0.0	0.0	0	0	0	0	0	0	0	0	0	0	0	0	0	0	0	0	0	0	0	W	18-16
11/21	at Browns	S	3	3	0	0.0	0.0	0	0	0	0	0	0	0	0	1	0	0	0	0	0	0	0	0	0	0	L	19-24
12/01	at Bengals	S	6	4	2	0.0	0.0	0	0	0	0	0	0	0	0	0	0	0	0	0	0	0	0	0	0	0	W	44-38
12/08	Browns	S	5	1	4	0.0	0.0	0	0	0	0	0	0	0	0	0	0	0	0	0	0	0	0	0	0	0	W	27-14
12/15	at Eagles	S	8	2	6	0.0	0.0	1	3	0	0	0	0	0	0	0	0	0	0	0	0	0	0	0	0	0	L	13-27
12/21	at Ravens	S	6	2	4	0.0	0.0	0	0	0	1	25	25	0	2	0	0	0	0	0	0	0	0	0	0	0	L	17-34
12/25	Chiefs	S	7	6	1	0.0	0.0	0	0	0	0	0	0	0	0	0	0	0	0	0	0	0	0	0	0	0	L	10-29
01/04	Bengals	S	3	2	1	0.0	0.0	0	0	0	0	0	0	0	0	0	0	0	0	0	0	0	0	0	0	0	L	17-19
2024 TOTALS		17-17	96	62	34	0.0	0.0	1	3	0	1	25	25	0	4	1	0	0	0	0	0	0	0	0	0	0	10-7	

2023 GAME-BY-GAME REGULAR-SEASON STATISTICS (STEELERS)

DATE	OPPONENT	P/S	TACKLES							INTERCEPTIONS				O. FUMB			ST			MISC		W/L	SCORE					
			TK	S	A	SK	YDS	TFL	YDS	QBH	NO	YDS	LG	TD	PD	FF	FR	TD	YDS	TK	S			A	FF	FR	S	A
09/10	49ers	S	4	3	1	0.0	0.0	0	0	0	0	0	0	0	0	0	0	0	0	0	0	0	0	0	0	0	L	7-30
09/18	Browns	S	6	5	1	0.0	0.0	0	0	0	0	0	0	0	2	0	0	0	0	0	0	0	0	0	0	0	W	26-22
09/24	at Raiders	S	11	7	4	0.0	0.0	0	0	0	0	0	0	0	0	0	0	0	0	0	0	0	0	0	0	0	W	23-18
10/01	at Texans	S	11	7	4	0.0	0.0	0	0	0	0	0	0	0	0	0	0	0	0	0	0	0	0	0	0	0	L	6-30
10/08	Ravens	S	9	7	2	0.0	0.0	0	0	0	0	0	0	0	0	0	0	0	0	0	0	0	0	0	0	0	W	17-10
10/22	at Rams	S	11	6	5	0.0	0.0	0	0	0	0	0	0	0	0	0	0	0	0	0	0	0	0	0	0	0	W	24-17
10/29	Jaguars	S	2	2	0	0.0	0.0	0	0	0	0	0	0	0	0	0	0	0	0	0	0	0	0	0	0	0	L	10-20
11/02	Titans																										W	20-16
11/12	Packers																										W	23-19
11/19	at Browns																										L	10-13
11/26	at Bengals																										W	16-10
12/03	Cardinals	S	5	4	1	0.0	0.0	0	0	0	0	0	0	0	0	0	0	0	0	0	0	0	0	0	0	0	L	10-24
12/07	Patriots	S	5	2	3	0.0	0.0	1	1	0	0	0	0	0	0	0	0	0	0	0	0	0	0	0	0	0	L	18-21
12/16	at Colts	S	0	0	0	0.0	0.0	0	0	0	0	0	0	1	0	0	0	0	0	0	0	0	0	0	0	0	L	13-30
12/23	Bengals																										W	34-11
12/31	at Seahawks																										W	30-23
01/06	at Ravens																										W	17-10
2023 TOTALS		10-10	64	43	21	0.0	0.0	1	1	0	0	0	0	0	3	0	0	0	0	0	0	0	0	0	0	0	10-7	

2022 GAME-BY-GAME REGULAR-SEASON STATISTICS (STEELERS)

DATE	OPPONENT	P/S	TACKLES							INTERCEPTIONS				O. FUMB			ST			MISC		W/L	SCORE					
			TK	S	A	SK	YDS	TFL	YDS	QBH	NO	YDS	LG	TD	PD	FF	FR	TD	YDS	TK	S			A	FF	FR	S	A
09/11	at Bengals	S	14	10	4	0.0	0.0	0	0	0	1	31	31	1	1	0	0	0	0	0	0	0	0	0	0	0	W	23-20+
09/18	Patriots	S	6	2	4	0.0	0.0	0	0	0	1	13	13	0	1	0	0	0	0	0	0	0	0	0	0	0	L	14-17
09/22	at Browns	S	4	2	2	0.0	0.0	0	0	0	0	0	0	0	0	0	0	0	0	0	0	0	0	0	0	0	L	17-29
10/02	Jets	S	8	5	3	0.0	0.0	0	0	0	1	34	34	0	2	0	0	0	0	0	0	0	0	0	0	0	L	20-24
10/09	at Bills	S	1	0	1	0.0	0.0	0	0	1	0	0	0	0	0	0	0	0	0	0	0	0	0	0	0	0	L	3-38
10/16	Buccaneers																										W	20-18
10/23	at Dolphins	S	6	4	2	0.0	0.0	0	0	0	0	0	0	1	0	0	0	0	0	0	0	0	0	0	0	0	L	10-16
10/30	at Eagles	S	6	5	1	0.0	0.0	0	0	0	0	0	0	1	0	0	0	0	0	0	0	0	0	0	0	0	L	13-35
11/13	Saints																										W	20-10
11/20	Bengals	S	3	1	2	0.0	0.0	0	0	0	0	0	0	0	1	0	0	0	0	0	0	0	0	0	0	0	L	30-37
11/28	at Colts	S	7	5	2	0.0	0.0	0	0	0	0	0	0	0	0	0	0	0	0	0	0	0	0	0	0	0	W	24-17
12/04	at Falcons	S	7	5	2	0.0	0.0	1	4	0	1	16	16	0	1	0	0	0	0	0	0	0	0	0	0	0	W	19-16
12/11	Ravens	S	11	6	5	0.0	0.0	0	0	0	0	0	0	0	0	0	0	0	0	0	0	0	0	0	0	0	L	14-16
12/18	at Panthers	S	2	0	2	0.0	0.0	0	0	0	0	0	0	0	1	0	0	0	0	0	0	0	0	0	0	0	W	24-16
12/24	Raiders	S	2	2	0	0.0	0.0	0	0	0	1	0	0	0	1	0	0	0	0	0	0	0	0	0	0	0	W	13-10
01/01	at Ravens	S	9	4	5	0.0	0.0	0	0	0	1	0	0	0	1	0	0	0	0	0	0	0	0	0	0	0	W	16-13
01/08	Browns	S	10	5	5	0.0	0.0	0	0	0	0	0	0	0	0	0	0	0	0	0	0	0	0	0	0	0	W	28-14
2022 TOTALS		15-15	96	56	40	0.0	0.0	1	4	1	6	94	34	1	11	0	0	0	0	0	0	0	0	0	0	0	9-8	

+ - Overtime

2021 GAME-BY-GAME REGULAR-SEASON STATISTICS (STEELERS)

DATE	OPPONENT	P/S	TACKLES							INTERCEPTIONS				O. FUMB			ST			MISC		W/L	SCORE					
			TK	S	A	SK	YDS	TFL	YDS	QBH	NO	YDS	LG	TD	PD	FF	FR	TD	YDS	TK	S			A	FF	FR	S	A
09/12	at Bills	S	10	6	4	0.0	0.0	0	0	0	0	0	0	0	0	0	0	0	0	0	0	0	0	0	0	0	W	23-16
09/19	Raiders	S	6	4	2	0.0	0.0	0	0	0	0	0	0	0	0	0	0	0	0	0	0	0	0	0	0	0	L	17-26
09/26	Bengals	S	4	3	1	0.0	0.0	0	0	0	0	0	0	0	0	0	0	0	0	0	0	0	0	0	0	0	L	10-24
10/03	at Packers	S	8	6	2	0.0	0.0	0	0	0	0	0	0	0	0	0	0	0	0	0	0	0	0	0	0	0	L	17-27
10/10	Broncos	S	10	5	5	0.0	0.0	1	1	0	0	0	0	0	0	0	0	0	0	0	0	0	0	0	0	0	W	27-19
10/17	Seahawks	S	9	7	2	0.0	0.0	0	0	0	0	0	0	0	1	0	0	0	0	0	0	0	0	0	0	0	W	23-20+
10/31	at Browns	S	4	3	1	0.0	0.0	0	0	0	0	0	1	0	0	0	0	0	0	0	0	0	0	0	0	0	W	15-10
11/08	Bears	S	8	8	0	0.0	0.0	0	0	0	0	0	0	0	0	0	0	0	0	0	0	0	0	0	0	0	W	29-27
11/14	Lions	S	5	2	3	0.0	0.0	0	0	0	0	0	0	0	0	0	0	0	0	0	0	0	0	0	0	0	T	16-41
11/21	at Chargers																										L	37-16
11/28	at Bengals	S	9	5	4	0.0	0.0	0	0	0	1	18	18	0	1	0	0	0	0	0	0	0	0	0	0	0	L	10-41
12/05	Ravens	S	9	7	2	0.0	0.0	0	0	0	1	0	0	0	1	0	0	0	0	0	0	0	0	0	0	0	W	20-19
12/09	at Vikings	S	6	3	3	0.0	0.0	0	0	0	0	0	0	1	0	0	0	0	0	0	0	0	0	0	0	0	L	28-36
12/19	Titans	S	14	12	2	0.0	0.0	0	0	0	0	0	0	0	0	1	0	0	-1	0	0	0	0	0	0	0	W	19-13
12/26	at Chiefs	S	12	5	7	0.0	0.0	0	0	0	0	0	0	1	0	0	0	0	0	0	0	0	0	0	0	0	L	10-36
01/03	Browns	S	4	3	1	0.0	0.0	0	0	0	0	0	0	1	0	0	0	0	0	0	0	0	0	0	0	0	W	26-14
01/09	at Ravens	S	6	5	1	0.0	0.0	0	0	0	0	0	0	1	0	0	0	0	0	0	0	0	0	0	0	0	W	16-13+
2021 TOTALS		16-16	124	84	40	0.0	0.0	1	1	0	2	18	18	0	7	1	1	0	-1	0	0	0	0	0	0	0	9-7-1	

+ Overtime

2020 GAME-BY-GAME REGULAR-SEASON STATISTICS (STEELERS)

DATE	OPPONENT	P/S	TACKLES							INTERCEPTIONS				O. FUMB			ST			MISC		W/L	SCORE					
			TK	S	A	SK	YDS	TFL	YDS	QBH	NO	YDS	LG	TD	PD	FF	FR	TD	YDS	TK	S			A	FF	FR	S	A
09/14	at Giants	S	2	2	0	0.0	0.0	0	0	0	0	0	0	0	0	0	0	0	0	0	0	0	0	0	0	0	W	26-16
09/20	Broncos	S	6	4	2	0.0	0.0	0	0	0	0	0	0	0	0	0	0	0	0	0	0	0	0	0	0	0	W	26-21
09/27	Texans	S	5	5	0	0.0	0.0	0	0	0	0	0	0	0	0	0	0	0	0	0	0	0	0	0	0	0	W	28-21
10/11	Eagles	S	4	3	1	0.0	0.0	0	0	0	0	0	0	0	0	0	0	0	0	0	0	0	0	0	0	0	W	38-29
10/18	Browns	S	1	0	1	0.0	0.0	0	0	1	33	33	1	1	0	0	0	0	0	0	0	0	0	0	0	0	W	38-7
10/25	at Titans	S	5	3	2	0.0	0.0	0	0	0	0	0	0	0	0	0	0	0	0	0	0	0	0	0	0	0	W	27-24
11/01	at Ravens	S	7	4	3	0.0	0.0	0	0	0	0	0	0	1	1	0	0	0	0	0	0	0	0	0	0	0	W	28-24
11/08	at Cowboys	S	6	5	1	0.0	0.0	0	0	1	7	7	0	2	0	1	0	-1	0	0	0	0	0	0	0	0	W	24-19
11/15	Bengals	S	6	6	0	0.0	0.0	0	0	0	0	0	0	0	0	0	0	0	0	0	0	0	0	0	0	0	W	36-10
11/22	at Jaguars	S	5	3	2	0.0	0.0	0	0	2	37	37	0	2	0	0	0	0	0	0	0	0	0	0	0	0	W	27-3
12/02	Ravens	S	3	3	0	0.0	0.0	0	0	0	0	0	0	2	0	0	0	0	0	0	0	0	0	0	0	0	W	19-14
12/07	Football Team	S	3	2	1	0.0	0.0	0	0	0	0	0	0	1	0	0	0	0	0	0	0	0	0	0	0	0	L	17-23
12/13	at Bills	S	6	4	2	0.0	0.0	0	0	0	0	0	0	0	0	0	0	0	0	0	0	0	0	0	0	0	L	15-26
12/21	at Bengals	S	7	6	1	0.0	0.0	1	1	0	0	0	0	0	0	0	0	0	0	0	0	0	0	0	0	0	L	17-27
12/27	Colts	S	8	6	2	0.0	0.0	0	0	0	0	0	1	0	0	0	0	0	0	0	0	0	0	0	0	0	W	28-24
01/03	at Browns	S	5	4	1	0.0	0.0	0	0	0	0	0	0	1	0	0	0	0	0	0	0	0	0	0	0	0	L	22-24
2020 TOTALS		16-16	79	60	19	0.0	0.0	1	1	0	4	77	37	1	11	1	1	0	-1	0	0	0	0	0	0	0	12-4	

Went from Dolphins to Steelers.

2019 GAME-BY-GAME REGULAR-SEASON STATISTICS (DOLPHINS/STEELERS)

DATE	OPPONENT	P/S	TACKLES							INTERCEPTIONS				O. FUMB			ST			MISC		W/L	SCORE					
			TK	S	A	SK	YDS	TFL	YDS	QBH	NO	YDS	LG	TD	PD	FF	FR	TD	YDS	TK	S			A	FF	FR	S	A
09/08	Ravens	S	5	3	2	0.0	0.0	0	0	0	0	0	0	0	0	0	0	0	0	0	0	0	0	0	0	0	L	10-59
09/15	Patriots	S	6	4	2	0.0	0.0	0	0	0	0	0	0	0	1	1	0	0	0	0	0	0	0	0	0	0	L	0-43
09/22	at 49ers	S	5	4	1	0.0	0.0	0	0	1	1	14	14	0	1	1	0	0	0	0	0	0	0	0	0	0	L	20-24
09/30	Bengals	S	4	2	2	0.0	0.0	0	0	0	0	0	0	0	0	0	0	0	0	0	0	0	0	0	0	0	W	27-3
10/06	Ravens	S	7	6	1	0.0	0.0	0	0	0	0	0	0	1	0	0	0	0	0	0	0	0	0	0	0	0	L	23-26+
10/13	at Chargers	S	5	5	0	0.0	0.0	0	0	0	0	0	0	1	0	0	0	0	0	0	0	0	0	0	0	0	W	24-17
10/28	Dolphins	S	2	1	1	0.0	0.0	0	0	2	6	6	0	2	0	0	0	0	0	0	0	0	0	0	0	0	W	27-14
11/03	Colts	S	7	4	3	0.0	0.0	0	0	1	96	96	1	1	0	0	0	0	0	0	0	0	0	0	0	0	W	26-24
11/10	Rams	S	4	3	1	0.0	0.0	0	0	1	14	14	0	2	0	1	1	43	0	0	0	0	0	0	0	0	W	17-12
11/14	at Browns	S	2	0	2	0.0	0.0	0	0	0	0	0	0	0	0	0	0	0	0	0	0	0	0	0	0	0	L	7-21
11/24	at Bengals	S	6	1	5	0.0	0.0	0	0	0	0	0	0	0	0	1	0	36	0	0	0	0	0	0	0	0	W	16-10
12/01	Browns	S	3	2	1	0.0	0.0	0	0	0	0	0	0	1	0	0	0	0	0	0	0	0	0	0	0	0	W	20-13
12/08	at Cardinals	S	1	1	0	0.0	0.0	1	1	0	0	0	0	0	0	0	0	0	0	0	0	0	0	0	0	0	W	23-17
12/15	Bills	S	2	2	0	0.0	0.0	0	0	0	0	0	0	0	0	0	0	0	0	0	0	0	0	0	0	0	L	10-17
12/22	at Jets	S	5	2	3	0.0	0.0	0	0	0	0	0	0	0	0	0	0	0	0	0	0	0	0	0	0	0	L	10-16
12/29	at Ravens	S	4	3	1	0.0	0.0	0	0	0	0	0	0	0	0	0	0	0	0	0	0	0	0	0	0	0	L	10-28
2019 TOTALS		16-16	68	43	25	0.0	0.0	1	1	1	5	130	96T	1	9	2	3	1	79	1	1	0	0	0	0	0	8-8	


+ Overtime

2018 GAME-BY-GAME REGULAR-SEASON STATISTICS (DOLPHINS)

DATE	OPPONENT	P/S	TACKLES							INTERCEPTIONS				O. FUMB			ST			MISC		W/L	SCORE					
			TK	S	A	SK	YDS	TFL	YDS	QBH	NO	YDS	LG	TD	PD	FF	FR	TD	YDS	TK	S			A	FF	FR	S	A
09/09	Titans	P	6	3	3	0.0	0.0	0	0	0	0	0	0	0	0	0	0	0	0	0	0	0	0	0	0	0	W	27-20
09/16	at Jets	P	3	2	1	0.0	0.0	0	0	0	0	0	0	0	0	0	0	0	0	0	0	0	0	0	0	0	W	20-12
09/23	Raiders	S	10	2	8	0.0	0.0	0	0	0	0	0	0	0	0	0	0	0	0	0	0	0	0	0	0	0	W	28-20
09/30	at Patriots	S	10	4	6	0.0	0.0	0	0	0	1	1																

2023 GAME-BY-GAME POSTSEASON STATISTICS (STEELERS)

DATE	OPPONENT	P/S	TACKLES							INTERCEPTIONS					O. FUMB			ST					MISC		SCORE			
			TK	S	A	SK	YDS	TFL	YDS	QBH	NO	YDS	LG	TD	PD	FF	FR	TD	YDS	TK	S	A	FF	FR		S	A	W/L
01/15	at Bills	S	10	5	5	0.0	0.0	1	4	0	0	0	0	0	0	0	0	0	0	0	0	0	0	0	0	0	L	17-31
2023 TOTALS		1-1	10	5	5	0.0	0.0	1	4	0	0	0	0	0	0	0	0	0	0	0	0	0	0	0	0	0	0-1	



ZACH ^c
FRAZIER

HEIGHT: 6-3
WEIGHT: 310
COLLEGE: West Virginia
BORN: August 29, 2001



HOW ACQUIRED: D2'24
NFL EXPERIENCE: R
BIRTHPLACE: Fairmont, WV

PRO CAREER

- ✦ Has yet to make NFL debut

TRANSACTIONS

- ✦ Signed a four-year contract with Pittsburgh on June 10, 2024
- ✦ Drafted by the Steelers in the second round (51st overall) of the 2024 NFL Draft

PERSONAL

- ✦ Played at Fairmont Senior H.S.
- ✦ Captained the Polar Bears to a 12-1 record and an appearance in the Class AA state semifinal
- ✦ Did not allow a sack in his senior season
- ✦ Captained the Class AA All-State First Team offense in 2019
- ✦ Led the Polar Bears to the Class AA state championship as a junior, earning an undefeated record of 14-0
- ✦ Class AA All-State First Team and All-USA West Virginia First Team Offense in 2018
- ✦ Led school to state championship and 12-2 record as a sophomore, while earning all-state first team and All-USA West Virginia Second Team Offense honors
- ✦ Four-time heavyweight wrestling state champion (2017-20)
- ✦ Only lost two matches his entire high school career (159-2)
- ✦ Had the highest winning percentage of any high school wrestler in the history of Marion County, West Virginia
- ✦ Son of Ray and Heather Frazier
- ✦ Married to the former Stephanie Vincent in May 2023
- ✦ Father played football at Fairmont State
- ✦ Graduated with his bachelor's degree in sport management in December 2023
- ✦ President's List with a 4.0 GPA

COLLEGE

- ✦ Two-time All-American (2021, 2023)
- ✦ Three-time All-Big 12 Conference (2022, 2023 - First Team, 2021 - Second Team)
- ✦ Three-time Team Captain
- ✦ National Football Foundation Scholar-Athlete College Sports Communicators First Team Academic All-American
- ✦ Three-time Academic First Team All-Big 12 Conference
- ✦ Played in 47 career games (46 starts) and registered 37 consecutive starts at center
- ✦ Named WVU's Offensive Lineman of the Week 16 times over his career
- ✦ Allowed one sack over his final two years and four over his career
- ✦ Collected more than 170 career knockdowns over his last three years
- ✦ 2023 First Team All-American (Action Network)
- ✦ 2023 William V. Campbell Trophy Finalist
- ✦ Named WVU's Offensive Lineman of the Week six times in 2023
- ✦ Registered a team-high 58 knockdowns
- ✦ Did not allow a sack for the season
- ✦ Part of an offensive line that led Power 5 in rushing yards (2,976), recorded 32 rushing TDs (tied for No. 11 nationally) and was the only Big 12 school to finish with more than 2,000 rushing yards in conference games.

ZACH FRAZIER'S NFL REGULAR SEASON STATISTICS

DATE	TEAM	GP	GS
2024	Steelers	15	15
NFL TOTALS		15	15

2024 GAME-BY-GAME REGULAR-SEASON STATISTICS (STEELERS)

DATE	OPPONENT	P/S	W/L	SCORE
09/08	at Falcons	S	W	18-10
09/15	at Broncos	S	W	13-6
09/22	Chargers	S	W	20-10
09/29	at Colts	S	L	24-27
10/06	Cowboys	S	L	17-20
10/13	at Raiders	S	W	32-13
10/20	Jets		W	37-15
10/28	Giants		W	26-18
11/10	at Commanders	S	W	28-27
11/17	Ravens	S	W	18-16
11/21	at Browns	S	L	19-24
12/01	at Bengals	S	W	44-38
12/08	Browns	S	W	27-14
12/15	at Eagles	S	L	13-27
12/21	at Ravens	S	L	17-34
12/25	Chiefs	S	L	10-29
01/04	Bengals	S	L	17-19
2024 TOTALS			15-15	10-7

ON INACTIVE LIST
ON INACTIVE LIST

ZACH FRAZIER'S COLLEGE STATISTICS

DATE	TEAM	GP	GS
2020	West Virginia	9	9
2021	West Virginia	13	13
2022	West Virginia	12	12
2023	West Virginia	12	12
TOTALS		46	46



PAT^{TE}
FREIERMUTH

HEIGHT: 6-5
WEIGHT: 258
COLLEGE: Penn State
BORN: October 25, 1998

HOW ACQUIRED: 02/21
NFL EXPERIENCE: 4th year
BIRTHPLACE: Merrimac, MA



PRO CAREER

- † Has played in 44 career regular-season games (26 starts) in three-year NFL career (Pittsburgh 2021-23)
- † Has caught 155 passes for 1,537 yards and 11 TDs
- † His 155 receptions are the most by a tight end in franchise history over their first three years in the NFL
- † Tenth tight end in NFL history to reach 100 career receptions in 25 games or less
- † Reached 100 career receptions in his 25th game in the NFL, which was the 10th-fewest games needed to reach 100 receptions in NFL history
- † Reached 1,000 receiving yards in his 26th career game, tied for the fastest by a tight end in franchise history (Eric Green)
- † His 1,537 receiving yards are the most by a tight end in franchise history over their first three years in the NFL
- † His 11 TD catches are the third-most by a tight end in franchise history over their first three years in the NFL
- † Recorded the first 100-yard receiving game of his career, finishing with nine receptions for 120 yards (both career highs) in Week 12 of 2023 at Cincinnati
- † His 120 yards receiving were the 10th-most in a single-game by a tight end in the NFL in 2023
- † His 120 yards receiving were the third-most in a single-game by a tight end in franchise history
- † His nine receptions were tied for the fifth-most in a single-game by a tight end in franchise history
- † Made NFL debut in Week 1 of 2021 (at Buffalo)
- † Made NFL starting debut in Week 1 of 2021 (at Buffalo)

2023 (STEELERS)

- † Played in 12 regular-season games (nine starts)
- † Returned to the lineup in Week 11 at Cleveland
- † Placed on the Reserve/Injured List following Week 4 at Houston
- † Registered 32 receptions for 308 yards and two TDs
- † Recorded the first 100-yard receiving game of his career, finishing with nine receptions for 120 yards (both career highs) in Week 12 at Cincinnati
- † His 120 yards receiving were the 10th-most in a single-game by a tight end in the NFL in 2023
- † His 120 yards receiving were the third-most in a single-game by a tight end in franchise history
- † His nine receptions were tied for the fifth-most in a single-game by a tight end in franchise history

2022 (STEELERS)

- † Played in 16 regular-season games (eight starts)
- † Registered 63 receptions (second-best on the team) for 732 yards (third-best on the team) and two touchdowns
- † His 63 receptions were sixth-most by a tight end in 2022 and fourth-most in a season by a tight end in franchise history
- † His 732 receiving yards were sixth-most by a tight end in 2022 and fifth-most in a season by a tight end in franchise history
- † One of four tight ends in the League in 2022 with at least five games of at least 75 yards receiving (Travis Kelce, 9; George Kittle, 5; Mark Andrews, 5)
- † Opened the season with his first 75 yard performance on five receptions, including a 31-yard grab for the second longest of his career, in Week 1 at Cincinnati
- † Reached a career-high 85 receiving yards on seven receptions in Week 4 vs. New York Jets
- † Was inactive Week 6 vs. Tampa Bay due to a concussion
- † Caught a team-high eight receptions for a team-high 75 yards, including a 21-yard reception on fourth down in the fourth quarter, in Week 7 at Miami
- † Recorded a team-high eight catches for 79 yards, including a 27-yard grab, in Week 11 vs. Cincinnati
- † Caught a career-long 57-yard reception in Week 13 at Atlanta, the third-longest reception by a tight end in 2022 and third-longest by a Pittsburgh tight end since 2000

2021 (STEELERS)

- † Played in 16 of 17 games as a rookie with nine starts
- † Led NFL rookie tight ends in TD receptions (seven) and ranked second in targets (79), receptions (60), receiving yards (497), yards after the catch (247) and first downs gained (34)
- † His 60 receptions in 2021 are the most by a rookie tight end in franchise history and fifth-most by a rookie tight end in NFL history
- † Became the fifth rookie tight end in NFL history with 60 or more receptions in a season
- † His seven receiving TDs in 2021 nearly equaled the rest of the entire rookie TE class (nine) and are tied for the most by a rookie tight end in franchise history
- † His seven TD receptions are tied for the fourth-most by a rookie tight end in NFL history
- † Caught his first career touchdown on a four-yard pass from QB Ben Roethlisberger in the second quarter of Week 3 vs. Cincinnati
- † Reached season highs in receptions (7) and receiving yards (58) in an overtime victory in Week 6 vs. Seattle
- † Registered his first multi-touchdown performance with two in Week 9 vs. Chicago
- † Was inactive Week 16 at Kansas City due to a concussion

TRANSACTIONS

- † Signed a four-year contract with Pittsburgh on May 25, 2021
- † Drafted by the Steelers in the second round (55th overall) in the 2021 NFL Draft

PERSONAL

- ✦ Five-year letterman at the Brooks School
- ✦ Team captain as a senior in 2017
- ✦ Helped the Bishops to the New England Preparatory School Athletic Council (NEPSAC) Class C Championship as a senior with a 7-2 record
- ✦ Claimed a first-team spot on USA Today's All-USA Massachusetts Football Team as a senior
- ✦ Named all state in 2016 as a linebacker
- ✦ Earned All-New England Class B as a junior and senior
- ✦ Chosen as NEPSAC Class C Player of the Year and ISL co-MVP
- ✦ Selected All-New England and All-SL three times each
- ✦ Named to Boston Globe's All-Scholastics team as a senior
- ✦ Named to the Massachusetts High School Football Coaches Association All-State Super 26 Team as a linebacker in 2016
- ✦ Collected four Eagle Tribune All-Star honors in 2014, 2015, 2016, 2017
- ✦ Three-time Boston Herald All-Star (2015, 2016, 2017)
- ✦ Team MVP as a senior and caught 26 passes for 613 yards and seven TDs
- ✦ Tabbed a four-star recruit by all three major recruiting outlets – 247Sports, ESPN and Rivals
- ✦ Ranked as the No. 2 player in Massachusetts, No. 13 tight end and No. 323 overall prospect by 247Sports
- ✦ Ranked as the No. 289 overall prospect, No. 8 tight end, No. 1 in Massachusetts and No. 31 in the region by ESPN
- ✦ Ranked the 148 overall prospect in the country, No. 6 tight end and No. 1 player in Massachusetts by Rivals
- ✦ Full name is Patrick John Freiermuth
- ✦ Son of Dianne and John Freiermuth
- ✦ Has one brother, Tim, and one sister, Megan
- ✦ Father, John, played basketball at St. Anselm
- ✦ Brother, Tim, was an offensive lineman on the Springfield College football team
- ✦ Born Oct. 25, 1998 in Newburyport, Massachusetts

COMMUNITY SERVICE

- ✦ Provided a holiday shopping trip for kids from the North Hills area
- ✦ As a rookie, helped with Mike Tomlin's Thanksgiving distribution, distributed backpacks for a back to school event with the Charlie Batch Foundation, and packed nonperishables for Greater Pittsburgh Community Food Bank
- ✦ Served as the keynote speaker for the Brockway Youth Sports Luncheon

COLLEGE

- ✦ Played in 30 games (26 starts) at Penn State (2018-20)
- ✦ Owns the Penn State record for career TD receptions by a tight end with 16, passing Mike Gesicki (15; 2014-17)
- ✦ Finished career tied for eighth all-time at Penn State with 16 career TD receptions with O.J. McDuffie (1988-92)
- ✦ Tallied 1,185 career receiving yards to rank 26th overall and third among tight ends in program history
- ✦ Recorded 92 career receptions, tied for 20th all-time at Penn State
- ✦ Finished career catching a pass in 29 straight games, dating back to the Pitt game (9/8/18), a school-record among tight ends
- ✦ Became the 34th Nittany Lion and seventh Penn State tight end to accumulate 1,000 career receiving yards
- ✦ Nineteen career receptions of 20 or more yards
- ✦ Ranked tied for 14th in a season at Penn State and third among tight ends in TD receptions with seven
- ✦ Ranked second among Penn State tight ends and tied for 10th overall in season receiving TDs with eight in 2018
- ✦ Set the mark for most receiving touchdowns by a freshman tight end
- ✦ Named the 2020 Kwalk-Clark Big Ten Tight End of the Year, the first-ever Penn State tight end to win the award
- ✦ Earned first-team All-Big Ten by the coaches and second-team All-Big Ten by the media
- ✦ Started four games in 2020 before missing the rest of the season due to injury
- ✦ Team captain was third on the team in receptions (23) and yards (310)
- ✦ Two-time Coaching Staff Player of the Week (Indiana and Nebraska)
- ✦ Finished the season leading all Big Ten tight ends in receiving yards (310)
- ✦ Named AFCA second-team All-American in 2019
- ✦ Selected second-team All-American by The Athletic in 2019
- ✦ Fourth-team Phil Steele All-American in 2019
- ✦ Second-team All-Big Ten by the coaches and media in 2019
- ✦ Pro Football Focus first-team All-Big Ten in 2019
- ✦ Tabbed second-team All-Big Ten by the Associated Press in 2019
- ✦ Phil Steele first-team All-Big Ten in 2019
- ✦ Named the team's Most Valuable Offensive Player at the team's awards banquet in 2019
- ✦ Named John Mackey Award Tight End of the Week following the Michigan State game (10/26) in 2019
- ✦ Selected John Mackey Award Tight End of the Week following the Buffalo game (9/7)
- ✦ Team captain made 13 starts and caught 43 passes for 507 yards (both good for second on the team)
- ✦ Ranked seventh in the Big Ten with seven TD receptions, which ranked fourth among FBS tight ends

REGULAR SEASON COMPARISON: RECEIVING - BALTIMORE RAVENS

DATE	OPP	W/L	GP/GS	REC	YDS.	AVG.	TD	LG	TGTS	YAC
12/5/21	PIT vs. BLT	W	S	3	26	8.7	0	17	4	20
1/9/22	PIT @BLT	W	P	6	53	8.8	0	14	9	26
12/11/22	PIT vs. BLT	L	S	3	33	11.0	1	14	6	9
1/1/23	PIT @BLT	W	P	3	36	12.0	0	20	6	6
1/6/24	PIT @BLT	W	P	2	21	10.5	0	13	2	7
11/17/24	PIT vs. BLT	W	P	2	14	7.0	0	9	2	6
12/21/24	PIT @BLT	L	S	3	16	5.3	0	7	3	0
TOTALS		5/2	7/3	22	199	9.0	1	20	32	74

PAT FREIERMUTH'S NFL REGULAR SEASON RUSHING/RECEIVING STATISTICS

DATE	TEAM	GP	GS	RECEIVING					RUSHING				
				NO.	YDS.	AVG.	LG	TD	NO.	YDS.	AVG.	LG	TD
2021	Steelers	16	9	60	497	8.3	24	7	0	0	0.0	0	0
2022	Steelers	16	8	63	732	11.6	57	2	0	0	0.0	0	0
2023	Steelers	12	9	32	308	9.6	29	2	0	0	0.0	0	0
2024	Steelers	17	11	65	653	10.0	30	7	0	0	0.0	0	0
NFL TOTALS		61	37	220	2,190	10.0	57	18	0	0	0.0	0	0

PAT FREIERMUTH'S NFL POSTSEASON RUSHING/RECEIVING STATISTICS

DATE	TEAM	GP	GS	RECEIVING					RUSHING				
				NO.	YDS.	AVG.	LG	TD	NO.	YDS.	AVG.	LG	TD
2021	Steelers	1	1	4	25	6.3	9	0	0	0	0.0	0	0
2023	Steelers	1	0	5	76	15.2	33	0	0	0	0.0	0	0
NFL TOTALS		2	1	9	101	11.2	33	0	0	0	0.0	0	0

PAT FREIERMUTH'S NFL REGULAR SEASON RETURN STATISTICS

DATE	TEAM	KICKOFF RETURNS					PUNT RETURNS					
		RET.	YDS.	AVG.	LG	TD	NO.	FC	YDS.	AVG.	LG	TD
2021	Steelers	0	0	0.0	0	0	0	0	0	0.0	0	0
2022	Steelers	0	0	0.0	0	0	0	0	0	0.0	0	0
2023	Steelers	0	0	0.0	0	0	0	0	0	0.0	0	0
2024	Steelers	0	0	0.0	0	0	0	0	0	0.0	0	0
NFL TOTALS		0	0	0.0	0	0	0	0	0	0.0	0	0

PAT FREIERMUTH'S NFL POSTSEASON RETURN STATISTICS

DATE	TEAM	KICKOFF RETURNS					PUNT RETURNS					
		RET.	YDS.	AVG.	LG	TD	NO.	FC	YDS.	AVG.	LG	TD
2021	Steelers	0	0	0.0	0	0	0	0	0	0.0	0	0
2023	Steelers	0	0	0.0	0	0	0	0	0	0.0	0	0
NFL TOTALS		0	0	0.0	0	0	0	0	0	0.0	0	0

SINGLE-GAME HIGHS: RECEIVING

Receptions	9 at Cincinnati Bengals, Nov 26, 2023 8 vs. Cincinnati Bengals, Jan 04, 2025 ...2 more at 8.	Receiving TDs	2 vs. Chicago Bears, Nov 08, 2021 1 vs. Cincinnati Bengals, Jan 04, 2025 ...15 more at 1.
Receiving Yards	120 at Cincinnati Bengals, Nov 26, 2023 85 vs. Cincinnati Bengals, Jan 04, 2025 ...1 more at 85.	All-Purpose Yards	120 at Cincinnati Bengals, Nov 26, 2023 85 vs. Cincinnati Bengals, Jan 04, 2025 ...1 more at 85.
Receiving Average	25.3 at Atlanta Falcons, Dec 04, 2022 16.0 vs. Cleveland Browns, Dec 08, 2024	Most TDs	2 vs. Chicago Bears, Nov 08, 2021 1 vs. Cincinnati Bengals, Jan 04, 2025 ...15 more at 1.
Longest Receptions	57 at Atlanta Falcons, Dec 04, 2022 31 at Cincinnati Bengals, Sep 11, 2022	Miscellaneous Tackles	1 vs. Cleveland Browns, Sep 18, 2023 1 vs. San Francisco 49ers, Sep 10, 2023 ...2 more at 1.

SINGLE-GAME HIGHS - POSTSEASON: RECEIVING

Receptions	5 at Buffalo Bills, Jan 15, 2024 4 at Kansas City Chiefs, Jan 16, 2022	Longest Receptions	33 at Buffalo Bills, Jan 15, 2024 15 at Buffalo Bills, Jan 15, 2024 12 at Buffalo Bills, Jan 15, 2024
Receiving Yards	76 at Buffalo Bills, Jan 15, 2024 25 at Kansas City Chiefs, Jan 16, 2022		9 at Buffalo Bills, Jan 15, 2024 9 at Kansas City Chiefs, Jan 16, 2022
Receiving Average	15.2 at Buffalo Bills, Jan 15, 2024 6.3 at Kansas City Chiefs, Jan 16, 2022	All-Purpose Yards	76 at Buffalo Bills, Jan 15, 2024 25 at Kansas City Chiefs, Jan 16, 2022

100-YARD RECEIVING GAMES (1): REGULAR SEASON

DATE	TEAM	NO.	YDS.	AVG.	LG	TD
11/26/23	at Bengals	9	120	13.3	29	0

2024 GAME-BY-GAME REGULAR-SEASON STATISTICS (STEELERS)

DATE	OPPONENT	P/S	RECEIVING					RUSHING					W/L	SCORE
			NO.	YDS.	AVG.	LG	TD	NO.	YDS.	AVG.	LG	TD		
09/08	at Falcons	P	4	27	6.8	10	0	0	0	0.0	0	0	W	18-10
09/15	at Broncos	P	4	39	9.8	14	0	0	0	0.0	0	0	W	13-6
09/22	Chargers	S	4	33	8.3	15	0	0	0	0.0	0	0	W	20-10
09/29	at Colts	S	5	57	11.4	29	1	0	0	0.0	0	0	L	24-27
10/06	Cowboys	S	3	22	7.3	19	1	0	0	0.0	0	0	L	17-20
10/13	at Raiders	S	2	16	8.0	8	0	0	0	0.0	0	0	W	32-13
10/20	Jets	S	2	51	25.5	30	0	0	0	0.0	0	0	W	37-15
10/28	Giants	S	2	19	9.5	11	0	0	0	0.0	0	0	W	26-18
11/10	at Commanders	P	3	17	5.7	8	1	0	0	0.0	0	0	W	28-27
11/17	Ravens	P	2	14	7.0	9	0	0	0	0.0	0	0	W	18-16
11/21	at Browns	P	4	59	14.8	22	0	0	0	0.0	0	0	L	19-24
12/01	at Bengals	S	6	68	11.3	25t	1	0	0	0.0	0	0	W	44-38
12/08	Browns	S	3	48	16.0	21	1	0	0	0.0	0	0	W	27-14
12/15	at Eagles	P	3	22	7.3	12	1	0	0	0.0	0	0	L	13-27
12/21	at Ravens	S	3	16	5.3	7	0	0	0	0.0	0	0	L	17-34
12/25	Chiefs	S	7	60	8.6	15	0	0	0	0.0	0	0	L	10-29
01/04	Bengals	S	8	85	10.6	19t	1	0	0	0.0	0	0	L	17-19
2024 TOTALS		17-11	65	653	10.0	30	7	0	0	0.0	0	0	10-7	

2023 GAME-BY-GAME REGULAR-SEASON STATISTICS (STEELERS)

DATE	OPPONENT	P/S	RECEIVING					RUSHING					W/L	SCORE
			NO.	YDS.	AVG.	LG	TD	NO.	YDS.	AVG.	LG	TD		
09/10	49ers	S	1	3	3.0	3t	1	0	0	0.0	0	0	L	7-30
09/18	Browns	S	1	2	2.0	2	0	0	0	0.0	0	0	W	26-22
09/24	at Raiders	S	3	41	13.7	14	1	0	0	0.0	0	0	W	23-18
10/01	at Texans	S	3	7	2.3	9	0	0	0	0.0	0	0	L	6-30
10/08	Ravens												W	17-10
10/22	at Rams												W	24-17
10/29	Jaguars												L	10-20
11/02	Titans												W	20-16
11/12	Packers												W	23-19
11/19	at Browns	S	1	7	7.0	7	0	0	0	0.0	0	0	L	10-13
11/26	at Bengals	S	9	120	13.3	29	0	0	0	0.0	0	0	W	16-10
12/03	Cardinals	S	3	29	9.7	12	0	0	0	0.0	0	0	L	10-24
12/07	Patriots	P	3	18	6.0	7	0	0	0	0.0	0	0	L	18-21
12/16	at Colts	P	3	16	5.3	6	0	0	0	0.0	0	0	L	13-30
12/23	Bengals	S	0	0	0.0	0	0	0	0	0.0	0	0	W	34-11
12/31	at Seahawks	S	3	44	14.7	25	0	0	0	0.0	0	0	W	30-23
01/06	at Ravens	P	2	21	10.5	13	0	0	0	0.0	0	0	W	17-10
2023 TOTALS		12-9	32	308	9.6	29	2	0	0	0.0	0	0	10-7	

2022 GAME-BY-GAME REGULAR-SEASON STATISTICS (STEELERS)

DATE	OPPONENT	P/S	RECEIVING					RUSHING					W/L	SCORE
			NO.	YDS.	AVG.	LG	TD	NO.	YDS.	AVG.	LG	TD		
09/11	at Bengals	S	5	75	15.0	31	0	0	0	0.0	0	0	W	23-20+
09/18	Patriots	S	4	22	5.5	8t	1	0	0	0.0	0	0	L	14-17
09/22	at Browns	S	2	41	20.5	26	0	0	0	0.0	0	0	L	17-29
10/02	Jets	S	7	85	12.1	24	0	0	0	0.0	0	0	L	20-24
10/09	at Bills	P	2	12	6.0	8	0	0	0	0.0	0	0	L	3-38
10/16	Buccaneers												W	20-18
10/23	at Dolphins	P	8	75	9.4	21	0	0	0	0.0	0	0	L	10-16
10/30	at Eagles	P	4	57	14.3	21	0	0	0	0.0	0	0	L	13-35
11/13	Saints	S	4	36	9.0	12	0	0	0	0.0	0	0	W	20-10
11/20	Bengals	P	8	79	9.9	27	0	0	0	0.0	0	0	L	30-37
11/28	at Colts	P	3	39	13.0	17	0	0	0	0.0	0	0	W	24-17
12/04	at Falcons	S	3	76	25.3	57	0	0	0	0.0	0	0	W	19-16
12/11	Ravens	S	3	33	11.0	14	1	0	0	0.0	0	0	L	14-16
12/18	at Panthers	P	0	0	0.0	0	0	0	0	0.0	0	0	W	24-16
12/24	Raiders	S	7	66	9.4	17	0	0	0	0.0	0	0	W	13-10
01/01	at Ravens	P	3	36	12.0	20	0	0	0	0.0	0	0	W	16-13
01/08	Browns	P	0	0	0.0	0	0	0	0	0.0	0	0	W	28-14
2022 TOTALS		16-8	63	732	11.6	57	2	0	0	0.0	0	0	9-8	

+ - Overtime

2021 GAME-BY-GAME REGULAR-SEASON STATISTICS (STEELERS)

DATE	OPPONENT	P/S	RECEIVING					RUSHING					W/L/T	SCORE
			NO.	YDS.	AVG.	LG	TD	NO.	YDS.	AVG.	LG	TD		
09/12	at Bills	S	1	24	24.0	24	0	0	0	0.0	0	0	W	23-16
09/19	Raiders	S	4	36	9.0	14	0	0	0	0.0	0	0	L	17-26
09/26	Bengals	P	3	22	7.3	15	1	0	0	0.0	0	0	L	10-24
10/03	at Packers	S	1	11	11.0	11	0	0	0	0.0	0	0	L	17-27
10/10	Broncos	P	2	7	3.5	4	0	0	0	0.0	0	0	W	27-19
10/17	Seahawks	P	7	58	8.3	12	0	0	0	0.0	0	0	W	23-20+
10/31	at Browns	P	4	44	11.0	22	1	0	0	0.0	0	0	W	15-10
11/08	Bears	S	5	43	8.6	13	2	0	0	0.0	0	0	W	29-27
11/14	Lions	S	5	31	6.2	10	0	0	0	0.0	0	0	T	16-16
11/21	at Chargers	S	4	11	2.8	5t	1	0	0	0.0	0	0	L	37-41
11/28	at Bengals	S	4	40	10.0	15t	1	0	0	0.0	0	0	L	10-41
12/05	Ravens	S	3	26	8.7	17	0	0	0	0.0	0	0	W	20-19
12/09	at Vikings	P	2	32	16.0	17	1	0	0	0.0	0	0	L	28-36
12/19	Titans	S	4	37	9.3	14	0	0	0	0.0	0	0	W	19-13
12/26	at Chiefs												L	10-36
01/03	Browns	P	5	22	4.4	12	0	0	0	0.0	0	0	W	26-14
01/09	at Ravens	P	6	53	8.8	14	0	0	0	0.0	0	0	W	16-13+
2021 TOTALS		16-9	60	497	8.3	24	7	0	0	0.0	0	0	9-7-1	

+ - Overtime

2023 GAME-BY-GAME POSTSEASON STATISTICS (STEELERS)

DATE	OPPONENT	P/S	RECEIVING					RUSHING					W/L	SCORE
			NO.	YDS.	AVG.	LG	TD	NO.	YDS.	AVG.	LG	TD		
01/15	at Bills	P	5	76	15.2	33	0	0	0	0.0	0	0	L	17-31
2023 TOTALS		1-0	5	76	15.2	33	0	0	0	0.0	0	0	0-1	



**NAJEE^{RB}
HARRIS**

HEIGHT: 6-1
WEIGHT: 242
COLLEGE: Alabama
BORN: March 9, 1998

HOW ACQUIRED: D1 '21
NFL EXPERIENCE: 4th year
BIRTHPLACE: Antioch, CA



PRO CAREER

- ✦ Has played in 51 regular-season games (51 starts) in three-year NFL career (Pittsburgh 2021-23)
- ✦ Has recorded 3,269 rushing yards and 22 rushing TDs on 834 attempts and added 144 catches for 866 yards and six receiving TDs
- ✦ Only player in the NFL to register 1,000 yards rushing in each of the last three seasons
- ✦ First running back in franchise history to rush for at least 1,000 yards in each of his first three seasons in the NFL
- ✦ His three 1,000-yard rushing seasons are tied for the third-most in franchise history (Le'Veon Bell, Willie Parker)
- ✦ Seventeenth player in NFL history to record 1,000 yards rushing in each of his first three seasons in the NFL and first in the League since Alfred Morris (Washington, 2012-14)
- ✦ One of two players in the NFL with 3,200 or more rushing yards and 800 or more receiving yards since the start of the 2021 season
- ✦ His 3,269 rush yards are the fourth-most in the NFL since the start of the 2021 season
- ✦ His 4,135 scrimmage yards are the sixth-most by a running back in the NFL since the start of the 2021 season
- ✦ Went 430 scrimmage touches (347 rushes and 83 receptions) to open his career without a fumble, which was tied for seventh-most scrimmage touches without a fumble to open a career in NFL history
- ✦ One of two players in franchise history with 2,200 or more rushing yards and 650 or more receiving yards in the first two years in the NFL
- ✦ Harris and Jaylen Warren each eclipsed 1,000 scrimmage yards in 2023
- ✦ Harris and Warren were the fourth duo in franchise history to eclipse 1,000 scrimmage yards in the same season and first since Walter Abercrombie and Earnest Jackson in 1986 (Abercrombie and Frank Pollard also accomplished the feat in 1985, as did Franco Harris and Rocky Bleier in 1976)
- ✦ Harris and Warren each rushed for at least 750 yards in 2023
- ✦ First pair of Steelers' running backs to rush for 750 or more yards in the same since season 2004 (Jerome Bettis, 941; Duce Staley, 830)
- ✦ Selected to the Pro Bowl as a rookie in 2021
- ✦ Made NFL debut in Week 1 of 2021 (at Buffalo)
- ✦ Made NFL starting debut in Week 1 of 2021 (at Buffalo)

2023 (STEELERS)

- ✦ Started all 17 regular-season games
- ✦ Registered 1,035 rushing yards and seven rushing TDs on 272 carries and added on 29 receptions for 170 yards
- ✦ Eclipsed 1,000 yards rushing for the third consecutive season
- ✦ Led the team in total touchdowns (eight)
- ✦ Finished fourth in the AFC in carries (255), third in rushing yards (1,035) and tied for eighth in rush TDs (8)
- ✦ Rushed for 722 yards after Week 9, which was the second-most in the League over the span
- ✦ Registered eight carries for at least 20 yards, which was tied for the fourth-most in the NFL
- ✦ Led the Steelers with 26 carries for 112 yards (4.3 avg.) and one TD while adding 21 receiving yards on five receptions (4.2 avg.) at Baltimore in Week 18
- ✦ Registered a six-yard TD run with 2:36 remaining in the first quarter that gave the Steelers a 7-0 lead over the Ravens
- ✦ Recorded season-highs in carries (27), rushing yards (122), TDs (two) and rushing yards over expected (+41) in Week 17 at Seattle
- ✦ Gained 118 of his rushing yards against the Seahawks after contact, the second-most in a game in his career
- ✦ Led Pittsburgh with 19 carries for 78 yards and one TD run in Week 16 vs. Cincinnati
- ✦ Registered a three-yard TD run with 7:06 remaining in the second quarter that gave the Steelers a 21-0 lead
- ✦ Paced the Steelers with 15 carries for 99 yards (6.6 avg.) and a TD run in Week 12 at Cincinnati
- ✦ Registered a five-yard TD run with 1:34 remaining in the third quarter that gave the Steelers a 10-7 lead
- ✦ Led the team with 16 carries for 82 yards (5.1 avg.) while adding 14 receiving yards on three receptions in Week 10 vs. Green Bay

2022 (STEELERS)

- ✦ Started all 17 regular-season games
- ✦ Registered 1,034 rushing yards and seven rushing touchdowns on 272 carries and added on 41 receptions for 229 yards and three touchdowns
- ✦ Was voted one of the Steelers' two offensive team captains by his teammates
- ✦ Eclipsed 1,000 yards rushing for the second consecutive season
- ✦ Led the team in total touchdowns (10)
- ✦ Finished fourth in the AFC in rushes, tied-fifth in rushing touchdowns and sixth in rushing yards
- ✦ Ranked third in the League in rushes (164) and rushing yards (673) and tied-fifth in rushing touchdowns (five) after the Bye Week (Weeks 10 through 18)
- ✦ Broke off a 36-yard run in Week 10 vs. New Orleans, the Steelers' longest run of the season and longest run since he had a career-best 37-yard touchdown run in Week 17 vs. Cleveland in 2021
- ✦ His 56 rushing yards (on five carries) in Week 10 were the most by a Steelers running back in a first quarter since James Conner had 62 yards (on eight carries) in Week 5 of 2018 vs. Atlanta
- ✦ Recorded his first career game with multiple rushing touchdowns (two) in Week 11 vs. Cincinnati, leading the team with 20 carries for 90 yards along with 26 receiving yards on four receptions
- ✦ Notched his first game of the season and fourth of his career with 100-plus yards rushing in Week 17 at Baltimore, finishing with 111 rushing yards on 22 attempts
- ✦ His 111 rushing yards in Week 17 were the most by an opposing running back vs. Baltimore since Week 11 of 2020 (Derrick Henry, Tennessee, 133), the most by a Steelers running back vs. Baltimore since Week 4 of 2017 (Le'Veon Bell, 144) and eighth-most in series history
- ✦ Hauled in the game-winning touchdown on a 10-yard pass from QB Kenny Pickett with 56 seconds left in the fourth quarter in Week 17 at Baltimore

2021 (STEELERS)

- ✦ Started in all 17 games as a rookie
- ✦ His 307 carries, 1,200 rushing yards, 74 catches and 467 receiving yards are all ranked the most by a rookie running back in franchise history
- ✦ Was one of five rookie starters, marking the first time the Steelers started at least five rookies in a season opener since 1991
- ✦ His 381 touches without a fumble were the sixth-most by a rookie running back in NFL history
- ✦ Led all NFL running backs in receptions (74) and finished third among running backs in receiving yards (467) behind only Austin Ekeler (647) and Cordarrelle Patterson (548)
- ✦ Scored his first NFL touchdown - a 25-yard TD catch from QB Ben Roethlisberger - in the Steelers home opener (Week 2) vs Las Vegas
- ✦ Led the Steelers with 10 total touchdowns (seven rushing, three receiving)
- ✦ Caught 14 passes for 102 yards in Week 3 vs Cincinnati - his 14 receptions were the most in franchise history by a running back and tied for the third-most in Steelers history by any player, tied for the seventh-most in League history by a running back
- ✦ In Week 3, became the fourth running back in franchise history to post a 100-yard receiving game and the first since Le'Veon Bell (vs Cincinnati 12/4/17)
- ✦ Registered his first 100-yard rushing game in Week 5 vs Denver and repeated the feat in Week 10 vs Detroit
- ✦ Recorded the first multi-TD game of his career in Week 14 vs Minnesota (one pass TD, one rush TD)
- ✦ Led the NFL in touches (377) and finished second in yards after contact (609) behind only Jonathan Taylor

TRANSACTIONS

- ✦ Signed a four-year contract with Pittsburgh on May 25, 2021
- ✦ Drafted by the Steelers in the first round (24th overall) of the 2021 NFL Draft

COLLEGE

- ✦ One of the nation's top running back prospects who passed up on the NFL Draft to return for his senior season at Alabama
- ✦ Crimson Tide's all-time leader for total TDs in a career with 57 (46 rushing, 11 receiving)
- ✦ Alabama's career leader for rushing scores with 46, surpassing the previous record of 42 by Mark Ingram and Derrick Henry
- ✦ Totaled 3,843 career rushing yards to rank atop the Crimson Tide all-time list
- ✦ Amassed 4,624 all-purpose yards for his career, a total that is second all-time at Alabama
- ✦ Averaged 6.0 yards per carry for his career to rank third in Crimson Tide history (minimum 400 carries)
- ✦ Contributed 342 career points to finish fourth in Alabama annals
- ✦ Recorded 13 games of 100-plus rushing yards in his career, including six as a junior and six in his final season (206 at Ole Miss; 152 vs. Georgia; 119 vs. Mississippi State; 145 at LSU; 178 vs. Florida; 125 vs. Notre Dame)
- ✦ 2020 Doak Walker Award winner, presented annually to the nation's top running back
- ✦ Unanimous first-team All-American (AFCA, Associated Press, FWAA, The Sporting News, Walter Camp) in 2020
- ✦ 2020 first-team All-American honors from CBS Sports and ESPN.com
- ✦ 2020 second-team All-American selection by Pro Football Focus and USA Today
- ✦ Selected as a semifinalist for the 2020 Maxwell Award
- ✦ 2020 first-team All-SEC honoree by both the AP and the league coaches
- ✦ Named to the SEC Community Service Team
- ✦ Finalist for the 2020 Jason Witten Man of the Year
- ✦ Led the nation in total TDs (30) and rushing TDs (26) in addition to scoring (180) in 2020
- ✦ Finished second for single-season rushing scores by an Alabama running back with 26 as a senior in 2020
- ✦ Totaled two or more rushing TDs in nine of 13 contests with at least one score in 11 games
- ✦ Led the SEC and finished third in Division I for rushing yards at 1,466
- ✦ Added 43 receptions for 425 yards and four TDs to his senior totals
- ✦ Totaled 1,891 all-purpose yards in 2020, good for sixth in Crimson Tide records for a single season
- ✦ Maxwell Player of the Week honoree following Ole Miss
- ✦ Picked up offensive player of the week accolades from the SEC and Walter Camp following the matchup with the Rebels
- ✦ 2020 SEC Championship Game MVP
- ✦ Earned offensive player of the week recognition from the Alabama coaches for his play at Ole Miss, Auburn, at LSU and Florida in Atlanta

PERSONAL

- ✦ A January 2017 early enrollee who was tabbed as the No. 1 overall prospect in the country by Rivals, Scout and PrepStar
- ✦ Unanimous five-star recruit by every major recruiting outlet
- ✦ Consensus top-rated player in the state of California
- ✦ Third-best prospect overall and No. 2 running back according to 247Composite
- ✦ Ranked ninth in the Top247
- ✦ 11 in ESPN 300 and the second-best running back nationally
- ✦ Played in the 2017 Army All-American Bowl
- ✦ Invited to participate in Nike's "The Opening" in 2015 and 2016
- ✦ Named MVP of the 2016 Rivals 100 Five-Star Challenge
- ✦ 2017 first-team Parade All-American
- ✦ 2016 Bobby Dodd National High School Running Back of the Year
- ✦ 2015 and 2016 first-team All-USA selection by USA Today
- ✦ Finished his career with 7,948 career rushing yards, the fourth-most in California high school football history
- ✦ Rushed for 2,776 yards and 36 TDs during his senior season
- ✦ Ran for 2,744 yards and 36 TDs as a junior in 2015
- ✦ Rushed for 2,263 yards and 23 TDs in his sophomore campaign
- ✦ 2015 Cal-Hi Sports Mr. Football State Player of the Year
- ✦ Named the All-Metro Player of the Year by The San Francisco Chronicle in both 2015 and 2016
- ✦ Played for head coach John Lucido at Antioch
- ✦ Graduated with a degree in interdisciplinary studies

COMMUNITY

- ✦ His foundation partnered with Lowes to help renovate his childhood shelter
- ✦ Helped installed new appliances in the facility
- ✦ Helped pack and sort food for North Texas Food Bank
- ✦ Recorded videos to sick children staying at the Children's Hospital of Mobile, Alabama
- ✦ Da' Bigger Picture Foundation supports underserved families with areas of focus in education, homelessness, addressing hunger and utilizing sports a platform to develop life skills.

REGULAR SEASON COMPARISON: RECEIVING - BALTIMORE RAVENS

DATE	OPP	W/L	GP/GS	REC	YDS.	AVG.	TD	LG	TGTS	YAC
12/5/21	PIT vs. BLT	W	S	5	36	7.2	0	18	5	43
1/9/22	PIT @ BLT	W	S	4	27	6.8	0	11	4	25
12/11/22	PIT vs. BLT	L	S	2	17	8.5	0	10	3	5
1/1/23	PIT @ BLT	W	S	2	12	6.0	1	10t	3	2
10/8/23	PIT vs. BLT	W	S	1	3	3.0	0	3	1	4
1/6/24	PIT @ BLT	W	S	5	21	4.2	0	7	5	28
11/17/24	PIT vs. BLT	W	S	4	30	7.5	0	20	5	47
12/21/24	PIT @ BLT	L	S	0	0	0	0	0	1	0
TOTALS			6/2 8/8	23	146	6.3	1	20	27	154

NAJEE HARRIS' NFL REGULAR SEASON RUSHING/RECEIVING STATISTICS

DATE	TEAM	GP	GS	RUSHING					RECEIVING				
				NO.	YDS.	AVG.	LG	TD	NO.	YDS.	AVG.	LG	TD
2021	Steelers	17	17	307	1,200	3.9	37t	7	74	467	6.3	25t	3
2022	Steelers	17	17	272	1,034	3.8	36	7	41	229	5.6	19	3
2023	Steelers	17	17	255	1,035	4.1	25	8	29	170	5.9	32	0
2024	Steelers	17	17	263	1,043	4.0	36t	6	36	283	7.9	32	0
NFL TOTALS		68	68	1,097	4,312	3.9	37T	28	180	1,149	6.4	32	6

NAJEE HARRIS' NFL POSTSEASON RUSHING/RECEIVING STATISTICS

DATE	TEAM	GP	GS	RUSHING					RECEIVING				
				NO.	YDS.	AVG.	LG	TD	NO.	YDS.	AVG.	LG	TD
2021	Steelers	1	1	12	29	2.4	8	0	2	-1	-0.5	0	0
2023	Steelers	1	1	12	37	3.1	11	0	2	15	7.5	10	0
NFL TOTALS		2	2	24	66	2.8	11	0	4	14	3.5	10	0

NAJEE HARRIS' NFL REGULAR SEASON RETURN STATISTICS

DATE	TEAM	KICKOFF RETURNS					PUNT RETURNS					
		RET.	YDS.	AVG.	LG	TD	NO.	FC	YDS.	AVG.	LG	TD
2021	Steelers	0	0	0.0	0	0	0	0	0	0.0	0	0
2022	Steelers	0	0	0.0	0	0	0	0	0	0.0	0	0
2023	Steelers	0	0	0.0	0	0	0	0	0	0.0	0	0
2024	Steelers	0	0	0.0	0	0	0	0	0	0.0	0	0
NFL TOTALS		0	0	0.0	0	0	0	0	0	0.0	0	0

NAJEE HARRIS' NFL POSTSEASON RETURN STATISTICS

DATE	TEAM	KICKOFF RETURNS					PUNT RETURNS					
		RET.	YDS.	AVG.	LG	TD	NO.	FC	YDS.	AVG.	LG	TD
2021	Steelers	0	0	0.0	0	0	0	0	0	0.0	0	0
2023	Steelers	0	0	0.0	0	0	0	0	0	0.0	0	0
NFL TOTALS		0	0	0.0	0	0	0	0	0	0.0	0	0

SINGLE-GAME HIGHS: RUSHING/RECEIVING

Rush Attempts	28 vs. Cleveland Browns, Jan 03, 2022 27 at Seattle Seahawks, Dec 31, 2023	Receiving Average	18.0 at Indianapolis Colts, Sep 29, 2024 9.7 at Cleveland Browns, Oct 31, 2021
Rushing Yards	188 vs. Cleveland Browns, Jan 03, 2022 122 at Seattle Seahawks, Dec 31, 2023 ...1 more at 122.	Longest Receptions	32 at Indianapolis Colts, Sep 29, 2024 32 at Houston Texans, Oct 01, 2023
Rushing Average	7.6 at Las Vegas Raiders, Oct 13, 2024 6.7 vs. Cleveland Browns, Jan 03, 2022	Receiving TDs	1 at Baltimore Ravens, Jan 01, 2023 1 vs. Tampa Bay Buccaneers, Oct 16, 2022 ...4 more at 1.
Longest Runs	37t vs. Cleveland Browns, Jan 03, 2022 36t at Las Vegas Raiders, Oct 13, 2024 ...1 more at 36.	All-Purpose Yards	206 vs. Cleveland Browns, Jan 03, 2022 142 vs. Denver Broncos, Oct 10, 2021 ...1 more at 142.
Rushing TDs	2 at Seattle Seahawks, Dec 31, 2023 2 vs. Cincinnati Bengals, Nov 20, 2022	Most TDs	2 at Seattle Seahawks, Dec 31, 2023 2 vs. Cincinnati Bengals, Nov 20, 2022 ...1 more at 2.
Receptions	14 vs. Cincinnati Bengals, Sep 26, 2021 6 at Cincinnati Bengals, Dec 01, 2024 ...4 more at 6.	Miscellaneous Tackles	1 vs. Las Vegas Raiders, Dec 24, 2022 1 vs. New York Jets, Oct 02, 2022 ...3 more at 1.
Receiving Yards	102 vs. Cincinnati Bengals, Sep 26, 2021 54 at Cincinnati Bengals, Dec 01, 2024 ...1 more at 54.	Scrimmage Yards	206 vs. Cleveland Browns, Jan 03, 2022 142 vs. Denver Broncos, Oct 10, 2021 ...1 more at 142.

SINGLE-GAME HIGHS - POSTSEASON: RUSHING/RECEIVING

Rush Attempts	12 at Kansas City Chiefs, Jan 16, 2022	Receptions	2 at Kansas City Chiefs, Jan 16, 2022
Rushing Yards	37 at Buffalo Bills, Jan 15, 2024	Receiving Yards	15 at Buffalo Bills, Jan 15, 2024
Rushing Average	29 at Kansas City Chiefs, Jan 16, 2022	Longest Receptions	10 at Buffalo Bills, Jan 15, 2024
Longest Runs	3.1 at Buffalo Bills, Jan 15, 2024	All-Purpose Yards	5 at Buffalo Bills, Jan 15, 2024
	2.4 at Kansas City Chiefs, Jan 16, 2022		52 at Buffalo Bills, Jan 15, 2024
	11 at Buffalo Bills, Jan 15, 2024		28 at Kansas City Chiefs, Jan 16, 2022
	9 at Buffalo Bills, Jan 15, 2024		
	8 at Kansas City Chiefs, Jan 16, 2022		
	4 at Kansas City Chiefs, Jan 16, 2022		
	4 at Kansas City Chiefs, Jan 16, 2022		
	...2 more at 4.		

100-YARD RECEIVING GAMES (1): REGULAR SEASON

DATE	TEAM	NO.	YDS.	AVG.	LG	TD
09/26/21	BENGALS	14	102	7.3	21	0

100-YARD RUSHING GAMES (9): REGULAR SEASON

DATE	TEAM	ATT.	YDS.	AVG.	LG	TD
10/10/21	at BRONCOS	23	122	5.3	20	1
11/14/21	LIONS	26	105	4.0	12	0
01/03/22	BROWNS	28	188	6.7	37t	1
01/01/23	at Ravens	22	111	5.0	15	0
12/31/23	at Seahawks	27	122	4.5	23	2
01/06/24	at Ravens	26	112	4.3	15	1
10/13/24	at Raiders	14	106	7.6	36t	1
10/20/24	JETS	21	102	4.9	34	1
10/28/24	GIANTS	19	114	6.0	26	0

2024 GAME-BY-GAME REGULAR-SEASON STATISTICS (STEELERS)

DATE	OPPONENT	P/S	RUSHING					RECEIVING					W/L	SCORE
			NO.	YDS.	AVG.	LG	TD	NO.	YDS.	AVG.	LG	TD		
09/08	at Falcons	S	20	70	3.5	20	0	1	9	9.0	9	0	W	18-10
09/15	at Broncos	S	17	69	4.1	11	0	1	5	5.0	5	0	W	13-6
09/22	Chargers	S	18	70	3.9	21	0	5	16	3.2	8	0	W	20-10
09/29	at Colts	S	13	19	1.5	5	0	3	54	18.0	32	0	L	24-27
10/06	Cowboys	S	14	42	3.0	6	0	2	35	17.5	20	0	L	17-20
10/13	at Raiders	S	14	106	7.6	36t	1	2	16	8.0	11	0	W	32-13
10/20	Jets	S	21	102	4.9	34	1	0	0	0.0	0	0	W	37-15
10/28	Giants	S	19	114	6.0	26	0	3	17	5.7	13	0	W	26-18
11/10	at Commanders	S	21	53	2.5	11	1	0	0	0.0	0	0	W	28-27
11/17	Ravens	S	18	63	3.5	13	0	4	30	7.5	20	0	W	18-16
11/21	at Browns	S	16	41	2.6	11	0	2	13	6.5	10	0	L	19-24
12/01	at Bengals	S	16	75	4.7	20	1	6	54	9.0	25	0	W	44-38
12/08	Browns	S	16	53	3.3	20	1	0	0	0.0	0	0	W	27-14
12/15	at Eagles	S	6	14	2.3	7	0	1	7	7.0	7	0	L	13-27
12/21	at Ravens	S	9	42	4.7	11	0	0	0	0.0	0	0	L	17-34
12/25	Chiefs	S	13	74	5.7	20	0	2	7	3.5	5	0	L	10-29
01/04	Bengals	S	12	36	3.0	11	1	4	20	5.0	12	0	L	17-19
2024 TOTALS		17-17	263	1,043	4.0	36T	6	36	283	7.9	32	0	10-7	

2023 GAME-BY-GAME REGULAR-SEASON STATISTICS (STEELERS)

DATE	OPPONENT	P/S	RUSHING					RECEIVING					W/L	SCORE
			NO.	YDS.	AVG.	LG	TD	NO.	YDS.	AVG.	LG	TD		
09/10	49ers	S	6	31	5.2	24	0	2	2	1.0	4	0	L	7-30
09/18	Browns	S	10	43	4.3	21	0	1	0	0.0	0	0	W	26-22
09/24	at Raiders	S	19	65	3.4	17	0	0	0	0.0	0	0	W	23-18
10/01	at Texans	S	14	71	5.1	23	0	1	32	32.0	32	0	L	6-30
10/08	Ravens	S	14	37	2.6	8	0	1	3	3.0	3	0	W	17-10
10/22	at Rams	S	14	53	3.8	10	1	3	15	5.0	8	0	W	24-17
10/29	Jaguars	S	7	13	1.9	3	0	5	42	8.4	13	0	L	10-20
11/02	Titans	S	16	69	4.3	25	1	2	7	3.5	4	0	W	20-16
11/12	Packers	S	16	82	5.1	24	1	3	14	4.7	8	0	W	23-19
11/19	at Browns	S	12	35	2.9	17	0	1	1	1.0	1	0	L	10-13
11/26	at Bengals	S	15	99	6.6	22	1	0	0	0.0	0	0	W	16-10
12/03	Cardinals	S	16	63	3.9	11	0	2	14	7.0	10	0	L	10-24
12/07	Patriots	S	12	29	2.4	7	0	3	19	6.3	14	0	L	18-21
12/16	at Colts	S	12	33	2.8	15	0	0	0	0.0	0	0	L	13-30
12/23	Bengals	S	19	78	4.1	13	1	0	0	0.0	0	0	W	34-11
12/31	at Seahawks	S	27	122	4.5	23	2	0	0	0.0	0	0	W	30-23
01/06	at Ravens	S	26	112	4.3	15	1	5	21	4.2	7	0	W	17-10
2023 TOTALS		17-17	255	1,035	4.1	25	8	29	170	5.9	32	0	10-7	

2022 GAME-BY-GAME REGULAR-SEASON STATISTICS (STEELERS)

DATE	OPPONENT	P/S	RUSHING					RECEIVING					W/L	SCORE
			NO.	YDS.	AVG.	LG	TD	NO.	YDS.	AVG.	LG	TD		
09/11	at Bengals	S	10	23	2.3	11	0	2	3	1.5	2	1	W	23-20+
09/18	Patriots	S	15	49	3.3	8	0	5	40	8.0	14	0	L	14-17
09/22	at Browns	S	15	56	3.7	10	1	3	5	1.7	9	0	L	17-29
10/02	Jets	S	18	74	4.1	16	0	0	0	0.0	0	0	L	20-24
10/09	at Bills	S	11	20	1.8	6	0	3	16	5.3	9	0	L	3-38
10/16	Buccaneers	S	14	42	3.0	14	0	2	7	3.5	6t	1	W	20-18
10/23	at Dolphins	S	17	65	3.8	16	0	3	15	5.0	12	0	L	10-16
10/30	at Eagles	S	8	32	4.0	18	0	6	26	4.3	9	0	L	13-35
11/13	Saints	S	20	99	5.0	36	0	0	0	0.0	0	0	W	20-10
11/20	Bengals	S	20	90	4.5	19t	2	4	26	6.5	12	0	L	30-37
11/28	at Colts	S	10	35	3.5	8	1	1	4	4.0	4	0	W	24-17
12/04	at Falcons	S	17	86	5.1	14	0	1	6	6.0	6	0	W	19-16
12/11	Ravens	S	12	33	2.8	8	1	2	17	8.5	10	0	L	14-16
12/18	at Panthers	S	24	86	3.6	10	1	0	0	0.0	0	0	W	24-16
12/24	Raiders	S	16	53	3.3	14	0	6	42	7.0	19t	0	W	13-10
01/01	at Ravens	S	22	111	5.0	15	0	2	12	6.0	10t	1	W	16-13
01/08	Browns	S	23	80	3.5	11	1	1	10	10.0	10	0	W	28-14
2022 TOTALS		17-17	272	1,034	3.8	36	7	41	229	5.6	19	3	9-8	

+ - Overtime

2021 GAME-BY-GAME REGULAR-SEASON STATISTICS (STEELERS)

DATE	OPPONENT	P/S	RUSHING					RECEIVING					W/L/T	SCORE
			NO.	YDS.	AVG.	LG	TD	NO.	YDS.	AVG.	LG	TD		
09/12	at Bills	S	16	45	2.8	18	0	1	4	4.0	4	0	W	23-16
09/19	Raiders	S	10	38	3.8	14	0	5	43	8.6	25t	1	L	17-26
09/26	Bengals	S	14	40	2.9	20	0	14	102	7.3	21	0	L	10-24
10/03	at Packers	S	15	62	4.1	11	1	6	29	4.8	9	0	L	17-27
10/10	Broncos	S	23	122	5.3	20	1	2	20	10.0	14	0	W	27-19
10/17	Seahawks	S	24	81	3.4	10	0	6	46	7.7	12	1	W	23-20+
10/31	at Browns	S	26	91	3.5	11	1	3	29	9.7	20	0	W	15-10
11/08	Bears	S	22	62	2.8	13	1	3	16	5.3	9	0	W	29-27
11/14	Lions	S	26	105	4.0	12	0	4	28	7.0	10	0	T	16-16
11/21	at Chargers	S	12	39	3.3	12	1	5	20	4.0	7	0	L	37-41
11/28	at Bengals	S	8	23	2.9	5	0	3	14	4.7	12	0	L	10-41
12/05	Ravens	S	21	71	3.4	13	0	5	36	7.2	18	0	W	20-19
12/09	at Vikings	S	20	94	4.7	23	1	3	10	3.3	6	1	L	28-36
12/19	Titans	S	12	18	1.5	7	0	2	8	4.0	5	0	W	19-13
12/26	at Chiefs	S	19	93	4.9	21	0	5	17	3.4	6	0	L	10-36
01/03	Browns	S	28	188	6.7	37t	1	3	18	6.0	13	0	W	26-14
01/09	at Ravens	S	11	28	2.5	15	0	4	27	6.8	11	0	W	16-13+
2021 TOTALS		17-17	307	1,200	3.9	37T	7	74	467	6.3	25T	3	9-7-1	

+ - Overtime

2023 GAME-BY-GAME POSTSEASON STATISTICS (STEELERS)

DATE	OPPONENT	P/S	RUSHING					RECEIVING					W/L	SCORE
			NO.	YDS.	AVG.	LG	TD	NO.	YDS.	AVG.	LG	TD		
01/15	at Bills	S	12	37	3.1	11	0	2	15	7.5	10	0	L	17-31
2023 TOTALS		1-1	12	37	3.1	11	0	2	15	7.5	10	0	0-1	



NICK^{LB} HERBIG

HEIGHT: 6-2
WEIGHT: 240
COLLEGE: Wisconsin
BORN: November 21, 2001

HOW ACQUIRED: D4 '23
NFL EXPERIENCE: 2nd year
BIRTHPLACE: Kauai, HI



PRO CAREER

- ✦ Has played in 17 regular-season games (no starts) in his NFL career (Pittsburgh 2023)
- ✦ Has registered 22 tackles (15 solo), five tackles for loss, 3.0 sacks, three quarterback hits, two forced fumbles and one fumble recovery
- ✦ Has recorded five tackles (four solo) on special teams
- ✦ Made NFL debut in Week 1 of 2023 (vs. San Francisco)

TRANSACTIONS

- ✦ Signed four-year contract with Pittsburgh on May 13, 2023
- ✦ Drafted by the Steelers in the fourth round (132nd overall) of the 2023 NFL Draft

COLLEGE

- ✦ Appeared in 31 games (31 starts) at Wisconsin (2020-22)
- ✦ Recorded 137 tackles (96 solo), 36.0 tackles for loss, 21.0 sacks, seven pass breakups, four forced fumbles and two fumble recoveries
- ✦ 2022 All-Big Ten first team (consensus)
- ✦ 2022 CBS Sports All-American second team
- ✦ 2022 Walter Camp All-American second team
- ✦ 2022 AFCA All-American second team
- ✦ 2022 Associated Press All-American third team
- ✦ Played in 11 games (11 starts) games at outside linebacker in 2022
- ✦ Led the Badgers with 11.0 sacks and 15.5 TFLs while ranking sixth on the team in tackles (47)
- ✦ Led the nation with 1.0 sacks per game
- ✦ His 15.5 TFLs led the Big Ten and ranked 18th in the country
- ✦ His 1.0 sacks per game were the most for a Badger since Tarek Saleh in 1996
- ✦ His 11.0 sacks were the most in a single season for Wisconsin since Zack Baun recorded 12.5 in 2019
- ✦ Began the season with a 2.0-sack performance vs. Illinois State
- ✦ Recorded sacks vs. Washington State and New Mexico State
- ✦ Registered seven solo tackles and a sack at Northwestern
- ✦ Totaled 3.0 TFLs and 2.0 sacks vs. Maryland
- ✦ Dominant at Iowa, totaling 3.0 sacks, eight tackles and a forced fumble

PERSONAL

- ✦ Four-star recruit by 247 Sports, ESPN and Rivals
- ✦ All-Hawaii Open Division Defensive Player of the Year as a senior in 2019
- ✦ Earned invitation to 2020 Polynesian Bowl
- ✦ Two-time all-state selection
- ✦ Led Saint Louis School to four consecutive Open Division state championships
- ✦ Also played basketball in high school
- ✦ Coach was Cal Lee
- ✦ Parents are Robyn and Bruce Herbig
- ✦ Has two brothers, Jake and Nate
- ✦ Brother Nate played football at Stanford and is currently a guard for the Pittsburgh Steelers
- ✦ Moved into his grandparents' house before high school to play at famed Saint Louis School in Honolulu, which produced Marcus Mariota, Tua Tagovailoa and others
- ✦ Lived away from his parents (who lived on the island of Oahu)

REGULAR SEASON COMPARISON: DEFENSIVE - BALTIMORE RAVENS

DATE	OPP	W/L	GP/GS	TACKLES						SACK	YDS.	INT	TFL	PD	QBH	TD	MISC		
				TOT	SOLO	ASST	YDS.	INT	TFL								FF	FR	FR
10/8/23	PIT vs. BLT	W	P	0	0	0	0.0	0.0	0	0	0	0	0	0	0	0	0	0	0
1/6/24	PIT @ BLT	W	P	0	0	0	0.0	0.0	0	0	0	0	0	0	0	0	0	0	0
11/17/24	PIT vs. BLT	W	S	2	1	1	0.0	0.0	0	0	0	0	1	0	1	0	1	0	0
12/21/24	PIT @ BLT	L	P	1	0	1	0.0	0.0	0	0	0	0	0	0	0	0	0	0	0
TOTALS		3/1	4/1	3	1	2	0.0	0.0	0	0	0	0	1	0	1	0	1	0	0

NICK HERBIG'S NFL REGULAR SEASON DEFENSIVE STATISTICS

DATE	TEAM	GP	GS	TACKLES						INTERCEPTIONS				O. FUMB			ST			MISC.							
				TK	S	A	TFL	YDS	SK	YDS	QBH	NO	YDS	LG	TD	PD	FF	FR	TD	YDS	TK	S	A	FF	FR	S	A
2023	Steelers	17	0	22	15	7	5	18	3.0	24.0	3	0	0	0	0	2	1	0	0	5	4	1	0	0	0	0	0
2024	Steelers	13	5	22	13	9	5	41	5.5	41.5	11	0	0	0	0	4	1	0	0	0	0	0	0	1	0	0	0
NFL TOTALS		30	5	44	28	16	10	59	8.5	65.5	14	0	0	0	0	6	2	0	0	5	4	1	0	1	0	0	0

NICK HERBIG'S NFL POSTSEASON DEFENSIVE STATISTICS

DATE	TEAM	GP	GS	TACKLES							INTERCEPTIONS				O. FUMB			ST			MISC					
				TK	S	A	TFL	YDS	SK	YDS	QBH	NO	YDS	LG	TD	PD	FF	FR	TD	YDS	TK	S	A	FF	FR	S
2023	Steelers	1	0	0	0	0	0	0	0.0	0.0	0	0	0	0	0	0	0	0	0	1	1	0	0	0	0	0
NFL TOTALS		1	0	0	0	0	0	0	0.0	0.0	0	0	0	0	0	0	0	0	0	1	1	0	0	0	0	0

SINGLE-GAME HIGHS: DEFENSIVE

- Total Tackles: 6 vs. New England Patriots, Dec 07, 2023
5 at Cleveland Browns, Nov 21, 2024
- Solo Tackles: 4 vs. New England Patriots, Dec 07, 2023
3 at Cleveland Browns, Nov 21, 2024
...1 more at 3.
- Sacks: 2.0 vs. Los Angeles Chargers, Sep 22, 2024
1.0 vs. Cincinnati Bengals, Jan 04, 2025
...5 more at 1.0.
- Forced Fumbles: 1 at Cincinnati Bengals, Dec 01, 2024
1 at Cleveland Browns, Nov 21, 2024
...4 more at 1.
- Fumble Recoveries: 1 at Seattle Seahawks, Dec 31, 2023
- Tackles For Loss: 2 vs. Los Angeles Chargers, Sep 22, 2024
1 vs. Cincinnati Bengals, Jan 04, 2025
...7 more at 1.
- Special Teams Tackles: 1 vs. New England Patriots, Dec 07, 2023
1 at Cleveland Browns, Nov 19, 2023
...3 more at 1.

2024 GAME-BY-GAME REGULAR-SEASON STATISTICS (STEELERS)

DATE	OPPONENT	P/S	TACKLES							INTERCEPTIONS				O. FUMB			ST			MISC		SCORE					
			TK	S	A	SK	YDS	TFL	YDS	QBH	NO	YDS	LG	TD	PD	FF	FR	TD	YDS	TK	S		A	FF	FR	S	A
09/08	at Falcons	P	1	1	0	0	0	0	0	0	0	0	0	0	0	0	0	0	0	0	0	0	0	0	0	W	18-10
09/15	at Broncos	P	0	0	0	0	0	0	0	0	0	0	0	0	0	0	0	0	0	0	0	0	0	0	0	W	13-6
09/22	Chargers	P	3	3	0	2.0	17.0	2	15	2	0	0	0	0	0	1	0	0	0	0	0	0	0	0	0	W	20-10
09/29	at Colts	S	2	1	1	0.0	0.0	0	0	0	0	0	0	0	0	0	0	0	0	0	0	0	0	0	0	L	24-27
10/06	Cowboys	S	2	1	1	0.5	4.5	1	6	1	0	0	0	0	0	0	1	0	0	0	0	0	0	0	0	L	17-20
10/13	at Raiders																									W	32-13
10/20	Jets																									W	37-15
10/28	Giants																									W	26-18
11/10	at Commanders																									W	28-27
11/17	Ravens	S	2	1	1	0.0	0.0	0	0	1	0	0	0	0	0	1	0	0	0	0	0	0	0	0	0	W	18-16
11/21	at Browns	S	5	3	2	1.0	0.0	0	0	2	0	0	0	0	0	1	0	0	0	0	0	0	0	0	0	L	19-24
12/01	at Bengals	S	2	1	1	1.0	8.0	1	8	2	0	0	0	0	0	1	0	0	0	0	0	0	0	0	0	W	44-38
12/08	Browns	P	0	0	0	0.0	0.0	0	0	0	0	0	0	0	0	0	0	0	0	0	0	0	0	0	0	W	27-14
12/15	at Eagles	P	2	1	1	0.0	0.0	0	0	1	0	0	0	0	0	0	0	0	0	0	0	0	0	1	0	L	13-27
12/21	at Ravens	P	1	0	1	0.0	0.0	0	0	0	0	0	0	0	0	0	0	0	0	0	0	0	0	0	0	L	17-34
12/25	Chiefs	P	0	0	0	0.0	0.0	0	0	1	0	0	0	0	0	0	0	0	0	0	0	0	0	0	0	L	10-29
01/04	Bengals	P	2	1	1	1.0	12.0	1	12	1	0	0	0	0	0	0	0	0	0	0	0	0	0	0	0	L	17-19
2024 TOTALS		13-5	22	13	9	5.5	41.5	5	41	11	0	0	0	0	0	4	1	0	0	0	0	0	0	0	1	0	10-7

2023 GAME-BY-GAME REGULAR-SEASON STATISTICS (STEELERS)

DATE	OPPONENT	P/S	TACKLES							INTERCEPTIONS				O. FUMB			ST			MISC		SCORE					
			TK	S	A	SK	YDS	TFL	YDS	QBH	NO	YDS	LG	TD	PD	FF	FR	TD	YDS	TK	S		A	FF	FR	S	A
09/10	49ers	P	1	0	1	0.0	0.0	0	0	0	0	0	0	0	0	0	0	0	0	0	0	0	0	0	0	L	7-30
09/18	Browns	P	3	2	1	0.0	0.0	0	0	0	0	0	0	0	0	0	0	0	0	0	0	0	0	0	0	W	26-22
09/24	at Raiders	P	0	0	0	0.0	0.0	0	0	0	0	0	0	0	0	0	0	0	0	0	0	0	0	0	0	W	23-18
10/01	at Texans	P	0	0	0	0.0	0.0	0	0	0	0	0	0	0	0	0	0	0	0	1	1	0	0	0	0	L	6-30
10/08	Ravens	P	0	0	0	0.0	0.0	0	0	0	0	0	0	0	0	0	0	0	0	0	0	0	0	0	0	W	17-10
10/22	at Rams	P	2	2	0	1.0	6.0	1	6	1	0	0	0	0	0	0	0	0	0	1	1	0	0	0	0	W	24-17
10/29	Jaguars	P	1	1	0	0.0	0.0	1	0	0	0	0	0	0	0	1	0	0	0	1	0	1	0	0	0	L	10-20
11/02	Titans	P	0	0	0	0.0	0.0	0	0	0	0	0	0	0	0	0	0	0	0	0	0	0	0	0	0	W	20-16
11/12	Packers	P	0	0	0	0.0	0.0	0	0	0	0	0	0	0	0	0	0	0	0	0	0	0	0	0	0	W	23-19
11/19	at Browns	P	1	0	1	0.0	0.0	0	0	0	0	0	0	0	0	0	0	0	0	1	1	0	0	0	0	L	10-13
11/26	at Bengals	P	1	1	0	1.0	9.0	1	9	1	0	0	0	0	0	0	0	0	0	0	0	0	0	0	0	W	16-10
12/03	Cardinals	P	1	1	0	0.0	0.0	1	2	0	0	0	0	0	0	0	0	0	0	0	0	0	0	0	0	L	10-24
12/07	Patriots	P	6	4	2	0.0	0.0	1	1	0	0	0	0	0	0	0	0	0	0	1	1	0	0	0	0	L	18-21
12/16	at Colts	P	2	1	1	0.0	0.0	0	0	0	0	0	0	0	0	0	0	0	0	0	0	0	0	0	0	L	13-30
12/23	Bengals	P	3	2	1	0.0	0.0	0	0	0	0	0	0	0	0	0	0	0	0	0	0	0	0	0	0	W	34-11
12/31	at Seahawks	P	1	1	0	1.0	9.0	0	0	1	0	0	0	0	0	1	1	0	0	0	0	0	0	0	0	W	30-23
01/06	at Ravens	P	0	0	0	0.0	0.0	0	0	0	0	0	0	0	0	0	0	0	0	0	0	0	0	0	0	W	17-10
2023 TOTALS		17-0	22	15	7	3.0	24.0	5	18	3	0	0	0	0	0	2	1	0	0	0	0	0	0	0	0	10-7	

2023 GAME-BY-GAME POSTSEASON STATISTICS (STEELERS)

DATE	OPPONENT	P/S	TACKLES							INTERCEPTIONS				O. FUMB			ST			MISC		SCORE					
			TK	S	A	SK	YDS	TFL	YDS	QBH	NO	YDS	LG	TD	PD	FF	FR	TD	YDS	TK	S		A	FF	FR	S	A
01/15	at Bills	P	0	0	0	0.0	0.0	0	0	0	0	0	0	0	0	0	0	0	0	0	0	0	0	0	0	L	17-31
2023 TOTALS		1-0	0	0	0	0.0	0.0	0	0	0	0	0	0	0	0	0	0	0	0	0	0	0	0	0	0	0-1	



CAMERON ^{DT} HEYWARD

HEIGHT: 6-5
WEIGHT: 295
COLLEGE: Ohio State
BORN: May 6, 1989

HOW ACQUIRED: D1 '11
NFL EXPERIENCE: 14th year
BIRTHPLACE: Pittsburgh, PA



PRO CAREER

- † Nine-time team captain (2015, 2016, 2017, 2018, 2019, 2020, 2021, 2022, 2023)
- † Six-time Pro Bowler (2017, 2018, 2019, 2020, 2021, 2022)
- † Three-time Associated Press First Team All-Pro (2017, 2019, 2021)
- † Named the 2023 Walter Payton Man of the Year, an award that recognizes a player's off-the-field community service as well as his playing excellence
- † Six-time Steelers' Walter Payton Man of the Year nominee (2015, 2017, 2018, 2021, 2022, 2023)
- † Three-time recipient of the Pro Football Writers' "The Chief Award" (2014, 2019 and 2021), which was established in honor of the Steelers' founder, Arthur J. Rooney, Sr., and is presented annually to the Steeler that best exemplifies the spirit of cooperation with the media
- † Joined Joe Greene (four times) as the only interior defensive linemen (DT-NT) in franchise history to be voted Associated Press first-team All-Pro more than once
- † His 80.5 career sacks are the most by a Steelers' defensive lineman since 1982
- † His 80.5 career sacks are tied for the second-most by a Steeler since 1982
- † His 80.5 career sacks are the most by an active NFL defensive tackle
- † His 80.5 career sacks are the ninth-most by a defensive tackle in League history
- † Only defensive lineman in franchise history with 9.0 or more sacks in at least five seasons (2017, 2018, 2019, 2021, 2022) and 10.0 or more sacks in at least three seasons (2017, 2021, 2022)
- † His three seasons of 10.0 or more sacks and seven seasons of 7.0 or more sacks are both tied for fourth-most by a defensive tackle since 1982
- † Has played in 194 games (159 starts) over his 13-year NFL career (Pittsburgh 2011-23)
- † His 194 regular-season games played for the Steelers ranks seventh in franchise history and third among defensive players (Donnie Shell, 201; Mel Blount 200)
- † His 194 regular-season games played for the Steelers ranks 24th in NFL history among defensive tackles
- † Registered 647 tackles (404 solo), 175 quarterback hits, 118 tackles for loss, 80.5 sacks, 47 passes defended, eight forced fumbles, seven fumble recoveries and two interceptions
- † Has registered 14 multi-sack games in his NFL regular-season career, which ranks tied for fifth in franchise history
- † The Steelers are 13-0-1 when he has a multi-sack game and 10-0-1 when he has at least 2.0 sacks
- † His 118 tackles for loss are the most by an active NFL defensive tackle
- † His 647 tackles are most by an active NFL defensive tackle
- † His 47 passes defended are the most among active NFL defensive tackles
- † His 333 tackles are the third-most among defensive tackles in the NFL since the start of the 2019 season
- † Heyward's 23 passes defended are the second-most among defensive tackles in the NFL since the start of the 2019 season
- † Heyward's 35.5 sacks are the fourth-most among defensive tackles in the NFL since the start of the 2019 season
- † Heyward's 53 tackles for loss are the second-most among defensive tackles in the NFL since the start of the 2019 season
- † Since 2020, only one team has had three players with at least 26.5 sacks, 59 quarterback hits and 40 tackles for loss (Pittsburgh's T.J. Watt, Cameron Heyward and Alex Highsmith)
- † Made NFL debut in Week 1 of 2011 (at Baltimore)
- † Made NFL starting debut in Week 3 of 2013 (vs. Chicago)

2023 (STEELERS)

- † Played in and started 11 regular-season games
- † Named the 2023 Walter Payton Man of the Year, an award that recognizes a player's off-the-field community service as well as his playing excellence
- † Missed Weeks 2-8 due to a groin injury
- † Registered 33 tackles (25 solo), 2.0 sacks, six tackles for loss, one pass defended and three quarterback hits
- † Steelers' run defense rebounded from a difficult start to the 2023 season when he returned to the lineup in Week 9 vs. Tennessee
- † Pittsburgh led the NFL in successful play rate on defensive rushes (EPA based) after Week 9
- † The Steelers allowed five rushing TDs after Week 9, which was tied for the third-fewest in the League over the span
- † Pittsburgh allowed 0.50 rushing TDs/game after Week 9, which was the third-fewest in the League over the span
- † The Steelers allowed 46 first downs by rush after Week 9, which was the second-fewest in the League over the span
- † Pittsburgh allowed 4.60 first downs by rush/game after Week 9, which was the fewest in the League over the span
- † The Steelers allowed a first down on just 19.0% of its opponents rushes after Week 9, which was the fewest in the League over the span
- † Pittsburgh allowed just 22 runs of 10 yards or more after Week 9, which was tied for the fifth-fewest in the League over the span
- † The Steelers allowed a run of 10 yards or more on just 9.1% of its opponents rushes after Week 9, which was the sixth-fewest in the League over the span

2022 (STEELERS)

- † Started all 17 regular-season games
- † Registered 74 tackles (39 solo), 10.5 sacks, 14 tackles for loss, four passes defended, one forced fumble and one fumble recovery
- † Tied his career high in quarterback hits (23) set in 2019
- † Ranked first on the team in QB hits and tackles for loss and second on the team in sacks
- † Named a defensive captain for the eighth consecutive season
- † Named the Steelers' 2022 Walter Payton Man of the Year, an award that recognizes a player's off-the-field community service as well as his playing excellence
- † Became the only defensive tackle in the NFL with 10.0 or more sacks in each of the last two seasons and the 10th defensive tackle in NFL history since 1982 to have 10.0 or more sacks in consecutive seasons
- † Registered three multi-sack games to mark 14 multi-sack games in his career
- † Was named the AFC Defensive Player of the Week for his performance in Week 16 vs. Las Vegas (seven total tackles, four solo tackles, 2.0 sacks, three tackles for loss, two QB hits and one pass defended)
- † Also received the NFL's Way to Play Award following Week 16, which recognizes NFL players who exemplify proper technique to make impactful plays and awards them a \$5,000 equipment grant to be given to a local youth or high school football program
- † Recorded eight tackles (three solo), 2.0 sacks, four QB hits, two tackles for loss and one pass defended in the Week 18 victory over Cleveland

2021 (STEELERS)

- ✦ Started all 17 regular-season games
- ✦ Finished with a career-high 89 tackles (53 solo) along with 10.0 sacks, 17 quarterback hits, 15 tackles for loss, nine passes defended, one interception, one forced fumble and one fumble recovery
- ✦ Named a defensive captain for the seventh consecutive time
- ✦ Named the Steelers' 2021 Walter Payton Man of the Year, an award that recognizes a player's off-the-field community service as well as his playing excellence
- ✦ Surpassed Joey Porter for the fifth-most sacks in team history (60.5) in Week 8 at Cleveland
- ✦ Tied for the team lead with nine passes defended
- ✦ Recorded his second career interception in Week 9 vs Chicago when he picked off QB Justin Fields
- ✦ Recorded the 11th multi-sack game of his career in Week 10 vs Detroit
- ✦ Recorded his 10th sack of the season in Week 18 at Baltimore, securing his second career double-digit sack season (had 12.0 in 2017)
- ✦ Became one of just 13 players in league history to have at least 10 sacks and nine passes defended in a season

2020 (STEELERS)

- ✦ Named a defensive captain for the sixth consecutive time
- ✦ Started all 15 games he played in during the regular season and one playoff game
- ✦ Recorded 54 tackles, 4.0 sacks, 19 quarterback hits, seven tackles for a loss and three passes defended
- ✦ Registered the first interception of his career in Week 1 at New York Giants (game 135 and start 100)
- ✦ His interception halted a Giants' drive that opened at its own 9-yard line and marched 87 yards on 19 plays, taking New York down to the Steelers' 4-yard line

2019 (STEELERS)

- ✦ Named a defensive captain for the fifth consecutive season
- ✦ Started all 16 games
- ✦ Recorded 83 tackles (51 solo), 9.0 sacks, a career-high 23 quarterback hits, 11 tackles for a loss and six passes defended
- ✦ Ranked second on the team in quarterback hits, third in sacks and third in TFLs
- ✦ Led all NFL defensive linemen in tackles
- ✦ His 83 tackles were the most by a Steelers defensive lineman since Donald Evans had 84 in 1993
- ✦ Registered seven or more tackles in three different games
- ✦ His 23 quarterback hits were the second-most among all defensive tackles in the NFL
- ✦ Recorded three or more quarterback hits in three separate games
- ✦ Joined Aaron Donald as the only defensive tackles in the League with at least three QB hits in three or more games
- ✦ His 9.0 sacks were the second-most among all defensive tackles in the NFL
- ✦ His 11 TFLs were the fourth-most among all defensive tackles in the NFL

2018 (STEELERS)

- ✦ Named a defensive team captain for the fourth straight season
- ✦ Started all 16 regular season games for the third time in his career
- ✦ Named the Steelers' 2018 Walter Payton Man of the Year, an award that recognizes a player's off-the-field community service as well as his playing excellence
- ✦ Finished the season with 51 tackles (29 solo), 8.0 sacks (second on the team), 18 quarterback hits (second on the team), 10 tackles for loss, three pass breakups, one forced fumble and one fumble recovery
- ✦ Surpassed Aaron Smith for the second-most sacks by a Steelers defensive lineman and seventh-most sacks by a Steeler since sacks became an official statistic in 1982

2017 (STEELERS)

- ✦ Named a defensive team captain for the third straight season
- ✦ Started all 15 of the regular-season games he played in
- ✦ Named the Steelers' 2017 Walter Payton Man of the Year, an award that recognizes a player's off-the-field community service as well as his playing excellence
- ✦ Finished the season with a career-high 12.0 sacks, 45 tackles (30 solo), 22 quarterback hits, a career-high 16 tackles for loss, three passes defended, two forced fumbles and one fumble recovery
- ✦ Recorded four multi-sack performances, tying for most in the League
- ✦ His 12.0 sacks tied for third-most among AFC defensive linemen and tied for sixth among all NFL defensive linemen in sacks
- ✦ Named AFC Defensive Player of the Week for his Week 4 performance at Baltimore (10/1)
- ✦ Registered the third multi-sack game in his regular-season career and credited with a forced fumble and fumble recovery
- ✦ Named AFC Defensive Player of the Week for his Week 12 performance vs. Green Bay (11/26)
- ✦ Registered the fifth game of his regular-season career with multiple sacks and added six tackles (three solo), two tackles for losses and three quarterback hits
- ✦ Surpassed Clark Haggans (32.0) for the 10th-most sacks by a Steeler since sacks became an official statistic in 1982
- ✦ Established a single-game high for sacks in the first half of a game with 2.0 at Houston in Week 16
- ✦ First Steelers defensive lineman to record at least 2.0 sacks in the first half of a game since Nov. 9, 2009 (Brett Keisel at Denver)
- ✦ Surpassed Lawrence Timmons and Kevin Greene (35.5) for the eighth-most sacks by a Steeler since sacks became an official statistic in 1982

2016 (STEELERS)

- ✦ Named a defensive team captain for the second straight season
- ✦ Started seven games during the regular season
- ✦ Inactive for two games due to a left hamstring injury (10/16 at Miami and 10/23 vs. New England)
- ✦ Placed on the team's Reserve/Injured List due to a pectoral injury on November 19, and missed the remainder of the regular season and postseason
- ✦ Recorded a single-game career-high 3.0 sacks in Week 4 vs. Kansas City
- ✦ Became the fourth defensive end in franchise history to record at least 3.0 sacks in a single game and the first since Ray Seals in 1994 (11/6 at Houston) since sacks became an official statistic in 1982

2015 (STEELERS)

- ✦ Named a defensive team captain for the first time in his career
- ✦ Started all 16 regular-season games for the second consecutive season
- ✦ Named the Steelers' 2015 Walter Payton Man of the Year, an award that recognizes a player's off-the-field community service as well as his playing excellence
- ✦ Led the team with 7.0 sacks during the regular season along with 54 tackles (39 solo), 15 tackles for loss, 13 quarterback hits, two passes defended and one forced fumble
- ✦ Recorded at least 5.0 sacks in three straight seasons, becoming the second defensive end (Keith Willis) to record 5.0 sacks in three or more consecutive seasons since sacks became an official statistic in 1982
- ✦ Started both postseason contests
- ✦ Recorded a strip sack in the second quarter of the Wild Card victory Cincinnati, the first sack and forced fumble of his career in the postseason

2014 (STEELERS)

- ✦ Started all 16 games during the regular season for the first time in his career
- ✦ Set a then career-high with 7.5 sacks on the season along with 53 tackles (33 solo), 16 quarterback hits, 11 tackles for loss and four passes defended
- ✦ Became the first defensive lineman to lead or tie for the team lead in sacks since Aaron Smith (2004)
- ✦ Recorded 1.5 sacks in Week 16 vs. Kansas City, the first multi-sack game of his career and the first Steelers' defensive end to record a multi-sack game since Brett Keisel (12/23/12 vs. Cincinnati)
- ✦ Started the lone postseason contest

2013 (STEELERS)

- ✦ Played in all 16 games, making a then career-best 13 starts
- ✦ Started his first career game in Week 3 vs. Chicago
- ✦ Recorded 5.0 sacks on the season, his first season with at least five quarterback takedowns
- ✦ Added on 59 tackles (35 solo), 10 quarterback hits, seven tackles for loss and seven passes defended
- ✦ Recorded a career-high 10 tackles, and one sack, in Week 14 vs. Miami

2012 (STEELERS)

- ✦ Saw action on the defensive line and on special teams in all 16 contests
- ✦ Recorded 20 tackles (13 solo), 1.5 sacks, three quarterback hits and two tackles for loss

2011 (STEELERS)

- ✦ Saw action in all 16 regular-season games and the lone postseason contest in his rookie season
- ✦ Totaled 11 tackles (10 solo), 1.0 sack, three quarterback hits, one forced fumble and one pass defended
- ✦ Registered his first career sack and forced fumble in the fourth quarter in Week 5 vs. Tennessee

TRANSACTIONS

- ✦ Signed four-year contract extension with Pittsburgh on Sept. 6, 2020
- ✦ Signed six-year contract with the Steelers on July 16, 2015
- ✦ Pittsburgh exercised fifth-year option on April 22, 2014
- ✦ Signed four-year contract with the Steelers on July 29, 2011
- ✦ Drafted by Pittsburgh in the first round (31st overall) of the 2011 NFL Draft

PERSONAL

- ✦ Attended Peachtree Ridge High School (Suwanee, Ga.)
- ✦ Named 2006 Georgia Class 5A Defensive Player of the Year, helping Peachtree Ridge capture the state championship as a senior
- ✦ Totaled 88 tackles and 11.0 sacks during his senior campaign
- ✦ Son of former NFL and University of Pittsburgh running back Craig "Ironhead" Heyward and Charlotte Heyward Blackwell
- ✦ Cameron's stepfather, Cory Blackwell, played football at Wisconsin
- ✦ Married to Allie
- ✦ Couple has one son, Callen Grey, and two daughters, Chloe and Caia
- ✦ Started his foundation, "The Heyward House" in May 2015
- ✦ Full name: Cameron Phillips Heyward

COMMUNITY

- ✦ Named the 2023 Walter Payton Man of the Year, an award that recognizes a player's off-the-field community service as well as his playing excellence
- ✦ Six-time Steelers Walter Payton Man of the Year (2015, 2017, 2018, 2021, 2022, 2023)
- ✦ Created his foundation, The Heyward House, in 2015, which supports Pittsburghers in need through a variety of programs and partnerships
- ✦ Began the Rufus and Judy Jordan Literacy Program in 2020, and as part of the program, built Little Free Libraries where he stocks books in under-served communities
- ✦ Built the Heyward Performance Center field house for his high school, Peachtree Ridge, in 2020
- ✦ Created a birthday club, Cam's Birthday Bash, where every year on his birthday, he throws a birthday party at Dave and Buster's complete with food, games and gifts, for children who often don't get the opportunity to celebrate their birthdays
- ✦ Through Craig's Closet, a program he named after his father, high school boys in the Pittsburgh area with free dress clothes for interviews, internships, banquets, and more
- ✦ Partners with Blessings in a Backpack to provide backpacks of food for students to take home over the weekend
- ✦ Began Voices of Hope Scholarship to provide brain tumor patients, or the family members of those affected by a brain tumor diagnosis, the opportunity to pursue a post-secondary education
- ✦ Annually treats 200 families per year to Thanksgiving dinner through his food distribution with Greater Pittsburgh Food Bank
- ✦ Has donated \$150,000 over the last two seasons to the Steelers Social Justice Fund
- ✦ Serves on the Steelers Social Justice Committee and led one of the Social Justice Film Series nights

COLLEGE

- ★ Started 46-of-52 games at Ohio State (2007-10)
- ★ Recorded 163 tackles, 37.5 tackles for loss, 15.0 sacks and six quarterback pressures
- ★ Recovered two fumbles, including one in the end zone for a touchdown
- ★ Had one interception, and he returned it 80 yards, which, at the time, ranked as the seventh longest return by a Buckeye in school history and the longest interception return by a defensive lineman
- ★ Forced two fumbles
- ★ Earned first-team All-Big Ten Conference honors and the Bill Willis Award, given by the OSU coaches to the team's Outstanding Defensive Player in 2010
- ★ Earned second-team All-Big Ten Conference honors and was the recipient of the Jack Stephenson Award, given by the coaching staff to the team's outstanding defensive lineman in 2009
- ★ Garnered Freshman All-American honors from Rivals.com, Scout.com and The Sporting News in 2007
- ★ Graduated with a degree in human development

REGULAR SEASON COMPARISON: DEFENSIVE - BALTIMORE RAVENS

DATE	OPP	W/L	GP/GS	TACKLES				SACK	YDS.	INT	TFL	PD	QBH	TD	MISC		
				TOT	SOLO	ASST	FF								FR		
9/11/11	PIT @BLT	L	P	1	1	0	0.0	0.0	0	0	0	0	0	0	0	0	
11/6/11	PIT vs. BLT	L	P	0	0	0	0.0	0.0	0	0	0	0	0	0	0	0	
11/18/12	PIT vs. BLT	L	P	2	2	0	0.0	0.0	0	0	0	0	0	0	0	0	
12/2/12	PIT @BLT	W	P	0	0	0	0.0	0.0	0	0	0	0	0	0	0	0	
10/20/13	PIT vs. BLT	W	S	1	1	0	0.0	0.0	0	0	0	0	0	0	0	0	
11/28/13	PIT @BLT	L	S	7	2	5	0.0	0.0	1	0	0	0	0	0	0	0	
9/11/14	PIT @BLT	L	S	7	2	5	0.0	0.0	0	0	0	0	0	0	0	0	
11/2/14	PIT vs. BLT	W	S	2	2	0	0.0	0.0	1	0	1	0	1	0	0	0	
10/1/15	PIT vs. BLT	L	S	7	7	0	1.0	0.0	2	0	1	0	1	0	1	0	
12/27/15	PIT @BLT	L	S	6	5	1	0.0	0.0	1	0	0	0	0	0	0	0	
11/6/16	PIT @BLT	L	S	2	1	1	0.0	0.0	1	0	1	0	1	0	0	0	
10/1/17	PIT @BLT	W	S	4	3	1	2.0	14.0	0	2	0	2	0	1	1	1	
12/10/17	PIT vs. BLT	W	S	1	0	1	0.0	0.0	0	1	0	0	0	0	0	0	
9/30/18	PIT vs. BLT	L	S	5	2	3	0.0	0.0	0	0	0	0	0	0	0	0	
11/4/18	PIT @BLT	W	S	1	0	1	0.0	0.0	0	0	0	2	0	0	0	0	
10/6/19	PIT vs. BLT	L	S	4	4	0	1.0	3.0	0	1	0	2	0	0	0	0	
12/29/19	PIT @BLT	L	S	4	3	1	1.0	7.0	0	1	1	2	0	0	0	0	
11/1/20	PIT @BLT	W	S	5	4	1	0.0	0.0	0	0	0	0	0	0	0	0	
12/2/20	PIT vs. BLT	W	S	2	1	1	1.0	8.0	0	1	0	1	0	0	0	0	
12/5/21	PIT vs. BLT	W	S	4	3	1	1.0	3.0	0	2	0	1	0	0	0	0	
1/9/22	PIT @BLT	W	S	6	5	1	1.0	2.0	0	2	0	1	0	0	0	0	
12/11/22	PIT vs. BLT	L	S	6	3	3	0.0	0.0	0	0	1	0	0	0	0	0	
1/1/23	PIT @BLT	W	S	4	1	3	0.0	0.0	0	0	0	0	0	0	0	0	
1/6/24	PIT @BLT	W	S	2	2	0	0.0	0.0	0	0	0	0	0	0	0	0	
11/17/24	PIT vs. BLT	W	S	4	2	2	0.0	0.0	0	2	1	0	0	0	0	0	
12/21/24	PIT @BLT	L	S	6	2	4	0.0	0.0	0	1	0	0	0	0	0	0	
TOTALS			13/13	26/22	93	58	35	8.0	37.0	0	16	4	16	0	2	1	

POSTSEASON COMPARISON: DEFENSIVE - BALTIMORE RAVENS

DATE	OPP	W/L	GP/GS	TACKLES				SACK	YDS.	INT	TFL	PD	QBH	TD	MISC		
				TOT	SOLO	ASST	FF								FR		
1/3/15	PIT vs. BLT	L	S	2	2	0	0.0	0.0	0	0	0	2	0	0	0	0	
TOTALS		0/1	1/1	2	2	0	0.0	0.0	0	0	0	2	0	0	0	0	

CAMERON HEYWARD'S NFL REGULAR SEASON DEFENSIVE STATISTICS

DATE	TEAM	GP	GS	TACKLES					QBH	INTERCEPTIONS				O. FUMB				ST			MISC						
				TK	S	A	TFL	YDS		SK	NO	YDS	LG	TD	PD	FF	FR	TD	YDS	TK	S	A	FF	FR	S	A	
2011	Steelers	16	0	11	10	1	0	0	1.0	8.0	3	0	0	0	0	1	1	0	0	0	0	0	0	0	0	0	0
2012	Steelers	16	0	20	13	7	2	0	1.5	5.0	3	0	0	0	0	0	0	0	0	0	0	0	0	0	0	0	0
2013	Steelers	16	13	59	35	24	7	51	5.0	41.0	10	0	0	0	7	0	1	0	8	0	0	0	0	0	0	0	0
2014	Steelers	16	16	53	33	20	11	54	7.5	47.0	16	0	0	0	4	0	0	0	0	0	0	0	0	0	0	0	0
2015	Steelers	16	16	54	39	15	15	69	7.0	35.0	13	0	0	0	2	1	0	0	0	0	0	0	0	0	0	0	0
2016	Steelers	7	7	21	17	4	4	18	3.0	16.0	5	0	0	0	4	0	1	0	1	0	0	0	0	0	0	0	0
2017	Steelers	15	15	45	30	15	16	78	12.0	71.0	22	0	0	0	3	2	1	0	0	0	0	0	0	0	0	0	0
2018	Steelers	16	16	51	29	22	10	55	8.0	60.0	18	0	0	0	3	1	1	0	0	0	0	0	0	0	0	0	0
2019	Steelers	16	16	83	51	32	11	53	9.0	61.0	23	0	0	0	6	1	0	0	0	0	0	0	0	0	0	0	0
2020	Steelers	15	15	54	30	24	7	20	4.0	28.5	19	1	0	0	3	3	0	0	0	0	0	0	0	0	0	0	0
2021	Steelers	17	17	89	53	36	15	58	10.0	55.5	17	1	0	0	9	1	1	0	0	0	0	0	0	0	0	0	0
2022	Steelers	17	17	74	39	35	14	58	10.5	72.5	23	0	0	0	4	1	1	0	0	0	0	0	0	0	0	0	0
2023	Steelers	11	11	33	25	8	6	22	2.0	14.0	3	0	0	0	1	0	0	0	0	0	0	0	0	0	0	0	0
2024	Steelers	17	17	71	35	36	12	80	8.0	62.0	20	0	0	0	11	0	0	0	0	0	0	0	0	0	0	0	0
NFL TOTALS		211	176	718	439	279	130	616	88.5	576.5	195	2	0	0	58	8	7	0	9	0	0	0	0	0	0	0	0

CAMERON HEYWARD'S NFL POSTSEASON DEFENSIVE STATISTICS

DATE	TEAM	GP	GS	TACKLES					QBH	INTERCEPTIONS				O. FUMB				ST			MISC						
				TK	S	A	TFL	YDS		SK	NO	YDS	LG	TD	PD	FF	FR	TD	YDS	TK	S	A	FF	FR	S	A	
2011	Steelers	1	0	4	3	1	0	0	0.0	0.0	0	0	0	0	0	0	0	0	0	0	0	0	0	0	0	0	0
2014	Steelers	1	1	2	2	0	0	0	0.0	0.0	2	0	0	0	0	0	0	0	0	0	0	0	0	0	0	0	0
2015	Steelers	2	2	1	1	0	0	0	1.0	11.0	4	0	0	0	0	1	0	0	0	0	0	0	0	0	0	0	0
2017	Steelers	1	1	1	1	0	1	2	0.0	0.0	0	0	0	0	0	0	0	0	0	0	0	0	0	0	0	0	0
2020	Steelers	1	1	1	1	0	0	0	0.0	0.0	0	0	0	0	1	0	0	0	0	0	0	0	0	0	0	0	0
2021	Steelers	1	1	4	2	2	0	0	0.0	0.0	0	0	0	0	1	0	0	0	0	0	0	0	0	0	0	0	0
2023	Steelers	1	1	6	4	2	1	2	0.0	0.0	0	0	0	0	0	0	0	0	0	0	0	0	0	0	0	0	0
NFL TOTALS		8	7	19	14	5	2	4	1.0	11.0	6	0	0	0	1	2	0	0	0	0	0	0	0	0	0	0	0

SINGLE-GAME HIGHS: DEFENSIVE

Total Tackles	10 vs. Miami Dolphins, Dec 08, 2013 9 vs. Seattle Seahawks, Oct 17, 2021 ...1 more at 9.	Fumble Recoveries	1 at Cincinnati Bengals, Sep 11, 2022 1 at Buffalo Bills, Sep 12, 2021 ...5 more at 1.
Solo Tackles	7 vs. Kansas City Chiefs, Oct 02, 2016 7 vs. Baltimore Ravens, Oct 01, 2015 ...1 more at 7.	Tackles For Loss	3 vs. Las Vegas Raiders, Dec 24, 2022 3 vs. Kansas City Chiefs, Oct 02, 2016 1 vs. Chicago Bears, Nov 08, 2021
Sacks	3.0 vs. Kansas City Chiefs, Oct 02, 2016 2.5 vs. Cincinnati Bengals, Sep 30, 2013	Interceptions	1 at New York Giants, Sep 14, 2020 8 at Cleveland Browns, Nov 24, 2013
Passes Defensed	3 vs. Cincinnati Bengals, Jan 04, 2025 2 at Cleveland Browns, Nov 21, 2024 ...8 more at 2.	Longest Opp Fumble Return	1 vs. Cincinnati Bengals, Sep 18, 2016
Forced Fumbles	1 at Buffalo Bills, Oct 09, 2022 1 at Buffalo Bills, Sep 12, 2021 ...6 more at 1.		

SINGLE-GAME HIGHS - POSTSEASON: DEFENSIVE

Total Tackles	6 at Buffalo Bills, Jan 15, 2024 4 at Kansas City Chiefs, Jan 16, 2022 4 at Denver Broncos, Jan 08, 2012 2 vs. Baltimore Ravens, Jan 03, 2015 1 vs. Cleveland Browns, Jan 10, 2021 ...2 more at 1.	Passes Defensed	1 vs. Cleveland Browns, Jan 10, 2021
Solo Tackles	4 at Buffalo Bills, Jan 15, 2024 3 at Denver Broncos, Jan 08, 2012 2 at Kansas City Chiefs, Jan 16, 2022 2 vs. Baltimore Ravens, Jan 03, 2015 1 vs. Cleveland Browns, Jan 10, 2021 ...2 more at 1.	Forced Fumbles	1 at Kansas City Chiefs, Jan 16, 2022 1 at Cincinnati Bengals, Jan 09, 2016
Sacks	1.0 at Cincinnati Bengals, Jan 09, 2016	Tackles For Loss	1 at Buffalo Bills, Jan 15, 2024 1 vs. Jacksonville Jaguars, Jan 14, 2018

SINGLE-GAME HIGHS: RUSHING/RECEIVING

All-Purpose Yards	11 vs. Baltimore Ravens, Oct 20, 2013 8 at Cleveland Browns, Nov 24, 2013	Kickoff Return Yards	11 vs. Baltimore Ravens, Oct 20, 2013
Kickoff Returns	1 vs. Baltimore Ravens, Oct 20, 2013	Longest Kickoff Return	11 vs. Baltimore Ravens, Oct 20, 2013

2024 GAME-BY-GAME REGULAR-SEASON STATISTICS (STEELERS)

DATE	OPPONENT	P/S	TACKLES							INTERCEPTIONS				O. FUMB			ST				MISC		SCORE					
			TK	S	A	SK	YDS	TFL	YDS	QBH	NO	YDS	LG	TD	PD	FF	FR	TD	YDS	TK	S	A		FF	FR	S	A	W/L
09/08	at Falcons	S	4	2	2	0.0	0.0	0	0	0	0	0	0	0	0	0	0	0	0	0	0	0	0	0	0	0	W	18-10
09/15	at Broncos	S	3	1	2	0.0	0.0	0	0	3	0	0	0	0	0	0	0	0	0	0	0	0	0	0	0	0	W	13-6
09/22	Chargers	S	4	3	1	1.0	10.0	2	11	1	0	0	0	0	0	0	0	0	0	0	0	0	0	0	0	0	W	20-10
09/29	at Colts	S	6	2	4	1.0	7.0	1	1	3	0	0	0	0	0	0	0	0	0	0	0	0	0	0	0	0	L	24-27
10/06	Cowboys	S	4	2	2	0.0	0.0	0	0	1	0	0	0	0	0	0	0	0	0	0	0	0	0	0	0	0	L	17-20
10/13	at Raiders	S	4	3	1	1.0	9.0	1	9	2	0	0	0	0	0	0	0	0	0	0	0	0	0	0	0	0	W	32-13
10/20	Jets	S	2	2	0	0.0	0.0	0	0	0	0	0	0	0	1	0	0	0	0	0	0	0	0	0	0	0	W	37-15
10/28	Giants	S	6	3	3	0.0	0.0	0	0	2	0	0	0	0	1	0	0	0	0	0	0	0	0	0	0	0	W	26-18
11/10	at Commanders	S	2	2	0	2.0	19.0	2	19	2	0	0	0	0	1	0	0	0	0	0	0	0	0	0	0	0	W	28-27
11/17	Ravens	S	4	2	2	0.0	0.0	0	0	1	0	0	0	0	2	0	0	0	0	0	0	0	0	0	0	0	W	18-16
11/21	at Browns	S	6	1	5	0.0	0.0	0	0	0	0	0	0	0	2	0	0	0	0	0	0	0	0	0	0	0	L	19-24
12/01	at Bengals	S	5	3	2	1.0	8.0	2	11	2	0	0	0	0	1	0	0	0	0	0	0	0	0	0	0	0	W	44-38
12/08	Browns	S	5	3	2	2.0	9.0	2	24	2	0	0	0	0	0	0	0	0	0	0	0	0	0	0	0	0	W	27-14
12/15	at Eagles	S	5	2	3	0.0	0.0	0	0	0	0	0	0	0	0	0	0	0	0	0	0	0	0	0	0	0	L	13-27
12/21	at Ravens	S	6	2	4	0.0	0.0	1	3	0	0	0	0	0	0	0	0	0	0	0	0	0	0	0	0	0	L	17-34
12/25	Chiefs	S	4	2	2	0.0	0.0	1	2	1	0	0	0	0	0	0	0	0	0	0	0	0	0	0	0	0	L	10-29
01/04	Bengals	S	1	0	1	0.0	0.0	0	0	0	0	0	0	0	3	0	0	0	0	0	0	0	0	0	0	0	L	17-19
2024 TOTALS			17-17	71	35	36	8.0	62.0	12	80	20	0	0	0	0	11	0	0	0	0	0	0	0	0	0	0	0	10-7

2011 GAME-BY-GAME REGULAR-SEASON STATISTICS (STEELERS)

DATE	OPPONENT	P/S	TACKLES							INTERCEPTIONS					O. FUMB			ST				MISC		SCORE			
			TK	S	A	SK	YDS	TFL	YDS	QBH	NO	YDS	LG	TD	PD	FF	FR	TD	YDS	TK	S	A	FF		FR	S	A
09/11	at Ravens	P	1	1	0	0.0	0.0	0	0	0	0	0	0	0	0	0	0	0	0	0	0	0	0	0	0	L	7-35
09/18	Seahawks	P	0	0	0	0.0	0.0	0	0	0	0	0	0	0	0	0	0	0	0	0	0	0	0	0	0	W	24-0
09/25	at Colts	P	0	0	0	0.0	0.0	0	0	0	0	0	0	0	0	0	0	0	0	0	0	0	0	0	0	W	23-20
10/02	at Texans	P	2	2	0	0.0	0.0	0	0	1	0	0	0	0	0	0	0	0	0	0	0	0	0	0	0	L	10-17
10/09	Titans	P	2	2	0	1.0	8.0	0	0	1	0	0	0	0	0	1	0	0	0	0	0	0	0	0	0	W	38-17
10/16	Jaguars	P	0	0	0	0.0	0.0	0	0	0	0	0	0	0	0	0	0	0	0	0	0	0	0	0	0	W	17-13
10/23	at Cardinals	P	0	0	0	0.0	0.0	0	0	0	0	0	0	0	0	0	0	0	0	0	0	0	0	0	0	W	32-20
10/30	Patriots	P	0	0	0	0.0	0.0	0	0	0	0	0	0	0	0	0	0	0	0	0	0	0	0	0	0	W	25-17
11/06	Ravens	P	0	0	0	0.0	0.0	0	0	0	0	0	0	0	0	0	0	0	0	0	0	0	0	0	0	L	20-23
11/13	at Bengals	P	0	0	0	0.0	0.0	0	0	0	0	0	0	0	0	0	0	0	0	0	0	0	0	0	0	W	24-17
11/27	at Chiefs	P	2	2	0	0.0	0.0	0	0	0	0	0	0	0	0	0	0	0	0	0	0	0	0	0	0	W	13-9
12/04	Bengals	P	1	0	1	0.0	0.0	0	0	0	0	0	0	0	0	0	0	0	0	0	0	0	0	0	0	W	35-7
12/08	Browns	P	0	0	0	0.0	0.0	0	0	1	0	0	0	0	0	0	0	0	0	0	0	0	0	0	0	W	14-3
12/19	at 49ers	P	0	0	0	0.0	0.0	0	0	0	0	0	0	0	1	0	0	0	0	0	0	0	0	0	0	L	3-20
12/24	Rams	P	3	3	0	0.0	0.0	0	0	0	0	0	0	0	0	0	0	0	0	0	0	0	0	0	0	W	27-0
01/01	at Browns	P	0	0	0	0.0	0.0	0	0	0	0	0	0	0	0	0	0	0	0	0	0	0	0	0	0	W	13-9
2011 TOTALS		16-0	11	10	1	1.0	8.0	0	0	3	0	0	0	0	1	1	0	0	0	0	0	0	0	0	0	12-4	

2023 GAME-BY-GAME POSTSEASON STATISTICS (STEELERS)

DATE	OPPONENT	P/S	TACKLES							INTERCEPTIONS					O. FUMB			ST				MISC		SCORE			
			TK	S	A	SK	YDS	TFL	YDS	QBH	NO	YDS	LG	TD	PD	FF	FR	TD	YDS	TK	S	A	FF		FR	S	A
01/15	at Bills	S	6	4	2	0.0	0.0	1	2	0	0	0	0	0	0	0	0	0	0	0	0	0	0	0	0	L	17-31
2023 TOTALS		1-1	6	4	2	0.0	0.0	1	2	0	0	0	0	0	0	0	0	0	0	0	0	0	0	0	0	0-1	



CONNOR^{TE} HEYWARD

HEIGHT: 6-0
WEIGHT: 230
COLLEGE: Michigan State
BORN: January 22, 1999

HOW ACQUIRED: 06'22
NFL EXPERIENCE: 3rd year
BIRTHPLACE: Duluth, GA



PRO CAREER

- ✦ Has played in 34 regular-season games (seven starts) in his two-year career (Pittsburgh 2022-23)
- ✦ Has recorded 35 catches for 318 yards (9.1 avg.) and one TD
- ✦ Has rushed for 27 yards on three carries (9.0 avg.)
- ✦ Made NFL debut in Week 1 of 2022 (at Cincinnati)
- ✦ Made NFL starting debut in Week 7 of 2023 (at L.A. Rams)

2023 (STEELERS)

- ✦ Appeared in all 17 regular-season games (seven starts)
- ✦ Registered 23 receptions for 167 yards (7.3 avg.)
- ✦ Added two tackles (one solo) on special teams
- ✦ Caught a career-high five passes for 24 yards (4.8 avg.) in Week 8 vs. Jacksonville
- ✦ Hauled in three passes for 32 yards (10.7 avg.) in Week 10 vs. Green Bay

2022 (STEELERS)

- ✦ Appeared in all 17 regular-season games
- ✦ Registered 12 receptions for 151 yards and one touchdown and two rushes for 27 yards
- ✦ Added on nine tackles (three solo) on special teams
- ✦ Caught the first two passes of his career in Week 5 at Buffalo
- ✦ Hauled in a season-long 45-yard reception in the fourth quarter in Week 6 vs. Tampa Bay that set up a Chase Claypool touchdown two plays later
- ✦ Caught his first touchdown on a 17-yard pass in Week 13 at Atlanta, his hometown where his late father, Craig Heyward, used to play
- ✦ Sealed the victory with a 21-yard run with 25 seconds left in the fourth quarter in Week 16 vs. Las Vegas

TRANSACTIONS

- ✦ Signed a four-year contract with Pittsburgh on May 13, 2022
- ✦ Drafted in the sixth round (208th overall) of the 2022 NFL Draft

PERSONAL

- ✦ Versatile athlete played five different positions (quarterback, receiver, running back, safety, punter) and was a three-year starter on varsity for Coach Mark Fleetwood at Peachtree Ridge High School
- ✦ Ranked among the top players in Georgia by ESPN.com (No. 58) and 247Sports (No. 96)
- ✦ Listed one of the top all-purpose athletes in the nation by 247Sports (No. 64), Scout.com (No. 67) and ESPN.com (No. 91)
- ✦ Rated one of the top all-purpose athletes in Georgia (No. 11) and the South (No. 30) by Scout.com
- ✦ Named first-team All-Gwinnett County and was an honorable mention all-state choice
- ✦ Selected for the 2016 Gwinnett All-Star Game
- ✦ Team captain his senior year
- ✦ Recorded 47 receptions for 580 yards, including six TD catches, as a senior in 2016
- ✦ Ran for 250 yards on 57 carries and accounted for 10 rushing TDs
- ✦ On defense, started every game at safety and totaled 71 tackles, seven pass break-ups and three interceptions
- ✦ Recorded a 37.0-yard punting average
- ✦ Ended his varsity career with more than 125 receptions and 35 total TDs
- ✦ Four-year starter on the basketball team
- ✦ Son of Charlotte and the late Craig Heyward
- ✦ His late father, Craig, played college football at Pittsburgh before spending 11 years in the NFL with New Orleans (1988-1991), Chicago (1992), Atlanta (1994-95), St. Louis (1997) and Indianapolis (1998); he rushed for 4,301 career yards and was a Pro Bowl selection in 1995 with the Falcons.
- ✦ His oldest brother, Cameron, was a 2011 NFL first-round draft choice (No. 31 overall) out of Ohio State and is in his 13th season with the Steelers as a defensive end; he has earned Pro Bowl honors four straight years (2017-20) and All-Pro accolades twice (2017, 2019)
- ✦ Also has an older brother, Corey, who played basketball at Georgia Tech (2013-17)
- ✦ Graduated in May 2021 with a bachelor's degree in communication

COLLEGE

- ✦ Played in 49 career games with the Spartans from 2017-21, including 28 starts (eight in 2018, one in 2019, six in 2020, 13 in 2021; 15 at running back from 2018-20, 13 at tight end in 2021)
- ✦ Four-year letterwinner
- ✦ Accepted a Senior Bowl invitation
- ✦ Made the position switch from running back to tight end during preseason camp in 2021
- ✦ Finished his career with 2,265 all-purpose yards (825 rushing, 723 kick return, 711 receiving, 6 punt return)
- ✦ Scored 11 career TDs (six receiving, five rushing)
- ✦ Finished his career with 825 rushing yards on 211 carries with five TDs
- ✦ Recorded 96 career receptions for 711 yards and six TDs
- ✦ Returned 33 kickoffs in his career for 723 yards, ranking No. 16 on MSU career kick return yards list and tied for No. 18 on career kick return list (33)
- ✦ A finalist for the Paul Hornung Award as a sophomore in 2018

REGULAR SEASON COMPARISON: RECEIVING - BALTIMORE RAVENS

DATE	OPP	W/L	GP/GS	REC	YDS.	AVG.	TD	LG	TGTS	YAC
12/11/22	PIT vs. BLT @ BLT	L	P	1	13	13.0	0	13	1	-1
1/1/23	PIT @ BLT	W	P	0	0	0	0	0	0	0
10/8/23	PIT vs. BLT	W	P	3	23	7.7	0	12	4	7
1/6/24	PIT @ BLT	W	S	2	4	2.0	0	2	2	6
11/17/24	PIT vs. BLT	W	P	0	0	0	0	0	0	0
12/21/24	PIT @ BLT	L	P	1	3	3.0	0	3	1	0
TOTALS		4/2	6/1	7	43	6.1	0	13	8	12

CONNOR HEYWARD'S NFL REGULAR SEASON RUSHING/RECEIVING STATISTICS

DATE	TEAM	GP	GS	RECEIVING					RUSHING				
				NO.	YDS.	AVG.	LG	TD	NO.	YDS.	AVG.	LG	TD
2022	Steelers	17	0	12	151	12.6	45	1	2	27	13.5	21	0
2023	Steelers	17	7	23	167	7.3	13	0	1	0	0.0	0	0
2024	Steelers	17	5	6	40	6.7	16t	1	0	0	0.0	0	0
NFL TOTALS		51	12	41	358	8.7	45	2	3	27	9.0	21	0

CONNOR HEYWARD'S NFL POSTSEASON RUSHING/RECEIVING STATISTICS

DATE	TEAM	GP	GS	RECEIVING					RUSHING				
				NO.	YDS.	AVG.	LG	TD	NO.	YDS.	AVG.	LG	TD
2023	Steelers	1	0	1	5	5.0	5	0	0	0	0.0	0	0
NFL TOTALS		1	0	1	5	5.0	5	0	0	0	0.0	0	0

CONNOR HEYWARD'S NFL REGULAR SEASON RETURN STATISTICS

DATE	TEAM	KICKOFF RETURNS					PUNT RETURNS					
		RET.	YDS.	AVG.	LG	TD	NO.	FC	YDS.	AVG.	LG	TD
2022	Steelers	0	0	0.0	0	0	0	0	0	0.0	0	0
2023	Steelers	0	0	0.0	0	0	0	0	0	0.0	0	0
2024	Steelers	0	0	0.0	0	0	0	0	0	0.0	0	0
NFL TOTALS		0	0	0.0	0	0	0	0	0	0.0	0	0

CONNOR HEYWARD'S NFL POSTSEASON RETURN STATISTICS

DATE	TEAM	KICKOFF RETURNS					PUNT RETURNS					
		RET.	YDS.	AVG.	LG	TD	NO.	FC	YDS.	AVG.	LG	TD
2023	Steelers	0	0	0.0	0	0	0	0	0	0.0	0	0
NFL TOTALS		0	0	0.0	0	0	0	0	0	0.0	0	0

SINGLE-GAME HIGHS: RUSHING/RECEIVING

Rush Attempts	1 at Las Vegas Raiders, Sep 24, 2023 1 vs. Cleveland Browns, Jan 08, 2023 ...1 more at 1.	Longest Receptions	45 vs. Tampa Bay Buccaneers, Oct 16, 2022 27 vs. Cleveland Browns, Jan 08, 2023
Rushing Yards	21 vs. Las Vegas Raiders, Dec 24, 2022 6 vs. Cleveland Browns, Jan 08, 2023	Receiving TDs	1 vs. Dallas Cowboys, Oct 06, 2024 1 at Atlanta Falcons, Dec 04, 2022
Longest Runs	21 vs. Las Vegas Raiders, Dec 24, 2022 6 vs. Cleveland Browns, Jan 08, 2023	All-Purpose Yards	51 vs. Cleveland Browns, Jan 08, 2023 49 vs. Tampa Bay Buccaneers, Oct 16, 2022
Receptions	5 vs. Jacksonville Jaguars, Oct 29, 2023 3 vs. Green Bay Packers, Nov 12, 2023 ...2 more at 3.	Special Teams Tackles	2 at Washington Commanders, Nov 10, 2024 2 vs. New York Jets, Oct 20, 2024 ...1 more at 2.
Receiving Yards	49 vs. Tampa Bay Buccaneers, Oct 16, 2022 45 vs. Cleveland Browns, Jan 08, 2023	Most TDs	1 vs. Dallas Cowboys, Oct 06, 2024 1 at Atlanta Falcons, Dec 04, 2022
Receiving Average	15.0 vs. Cleveland Browns, Jan 08, 2023 10.7 vs. Green Bay Packers, Nov 12, 2023	Miscellaneous Tackles	1 at Cincinnati Bengals, Nov 26, 2023

SINGLE-GAME HIGHS - POSTSEASON: RECEIVING

Receptions	1 at Buffalo Bills, Jan 15, 2024	Longest Receptions	5 at Buffalo Bills, Jan 15, 2024
Receiving Yards	5 at Buffalo Bills, Jan 15, 2024	All-Purpose Yards	5 at Buffalo Bills, Jan 15, 2024

2024 GAME-BY-GAME REGULAR-SEASON STATISTICS (STEELERS)

DATE	OPPONENT	P/S	RECEIVING					RUSHING					W/L	SCORE
			NO.	YDS.	AVG.	LG	TD	NO.	YDS.	AVG.	LG	TD		
09/08	at Falcons	P	0	0	0.0	0	0	0	0	0.0	0	0	W	18-10
09/15	at Broncos	S	0	0	0.0	0	0	0	0	0.0	0	0	W	13-6
09/22	Chargers	P	1	2	2.0	2	0	0	0	0.0	0	0	W	20-10
09/29	at Colts	S	0	0	0.0	0	0	0	0	0.0	0	0	L	24-27
10/06	Cowboys	P	2	23	11.5	16t	1	0	0	0.0	0	0	L	17-20
10/13	at Raiders	P	1	4	4.0	4	0	0	0	0.0	0	0	W	32-13
10/20	Jets	S	0	0	0.0	0	0	0	0	0.0	0	0	W	37-15
10/28	Giants	P	0	0	0.0	0	0	0	0	0.0	0	0	W	26-18
11/10	at Commanders	P	0	0	0.0	0	0	0	0	0.0	0	0	W	28-27
11/17	Ravens	P	0	0	0.0	0	0	0	0	0.0	0	0	W	18-16
11/21	at Browns	S	0	0	0.0	0	0	0	0	0.0	0	0	L	19-24
12/01	at Bengals	P	0	0	0.0	0	0	0	0	0.0	0	0	W	44-38
12/08	Browns	P	0	0	0.0	0	0	0	0	0.0	0	0	W	27-14
12/15	at Eagles	S	0	0	0.0	0	0	0	0	0.0	0	0	L	13-27
12/21	at Ravens	P	1	3	3.0	3	0	0	0	0.0	0	0	L	17-34
12/25	Chiefs	P	1	8	8.0	8	0	0	0	0.0	0	0	L	10-29
01/04	Bengals	P	0	0	0.0	0	0	0	0	0.0	0	0	L	17-19
2024 TOTALS		17-5	6	40	6.7	16T	1	0	0	0.0	0	0	10-7	

2023 GAME-BY-GAME REGULAR-SEASON STATISTICS (STEELERS)

DATE	OPPONENT	P/S	RECEIVING					RUSHING					W/L	SCORE
			NO.	YDS.	AVG.	LG	TD	NO.	YDS.	AVG.	LG	TD		
09/10	49ers	P	2	19	9.5	11	0	0	0	0.0	0	0	L	7-30
09/18	Browns	P	0	0	0.0	0	0	0	0	0.0	0	0	W	26-22
09/24	at Raiders	P	0	0	0.0	0	0	1	0	0.0	0	0	W	23-18
10/01	at Texans	P	0	0	0.0	0	0	0	0	0.0	0	0	L	6-30
10/08	Ravens	P	3	23	7.7	12	0	0	0	0.0	0	0	W	17-10
10/22	at Rams	S	2	23	11.5	12	0	0	0	0.0	0	0	W	24-17
10/29	Jaguars	S	5	24	4.8	9	0	0	0	0.0	0	0	L	10-20
11/02	Titans	S	2	16	8.0	11	0	0	0	0.0	0	0	W	20-16
11/12	Packers	P	3	32	10.7	13	0	0	0	0.0	0	0	W	23-19
11/19	at Browns	P	0	0	0.0	0	0	0	0	0.0	0	0	L	10-13
11/26	at Bengals	P	2	11	5.5	10	0	0	0	0.0	0	0	W	16-10
12/03	Cardinals	P	0	0	0.0	0	0	0	0	0.0	0	0	L	10-24
12/07	Patriots	P	2	15	7.5	10	0	0	0	0.0	0	0	L	18-21
12/16	at Colts	S	0	0	0.0	0	0	0	0	0.0	0	0	L	13-30
12/23	Bengals	S	0	0	0.0	0	0	0	0	0.0	0	0	W	34-11
12/31	at Seahawks	S	0	0	0.0	0	0	0	0	0.0	0	0	W	30-23
01/06	at Ravens	S	2	4	2.0	2	0	0	0	0.0	0	0	W	17-10
2023 TOTALS		17-7	23	167	7.3	13	0	1	0	0.0	0	0	10-7	

2022 GAME-BY-GAME REGULAR-SEASON STATISTICS (STEELERS)

DATE	OPPONENT	P/S	RECEIVING					RUSHING					W/L	SCORE
			NO.	YDS.	AVG.	LG	TD	NO.	YDS.	AVG.	LG	TD		
09/11	at Bengals	P	0	0	0.0	0	0	0	0	0.0	0	0	W	23-20+
09/18	Patriots	P	0	0	0.0	0	0	0	0	0.0	0	0	L	14-17
09/22	at Browns	P	0	0	0.0	0	0	0	0	0.0	0	0	L	17-29
10/02	Jets	P	0	0	0.0	0	0	0	0	0.0	0	0	L	20-24
10/09	at Bills	P	2	12	6.0	7	0	0	0	0.0	0	0	L	3-38
10/16	Buccaneers	P	2	49	24.5	45	0	0	0	0.0	0	0	W	20-18
10/23	at Dolphins	P	1	6	6.0	6	0	0	0	0.0	0	0	L	10-16
10/30	at Eagles	P	0	0	0.0	0	0	0	0	0.0	0	0	L	13-35
11/13	Saints	P	2	9	4.5	8	0	0	0	0.0	0	0	W	20-10
11/20	Bengals	P	0	0	0.0	0	0	0	0	0.0	0	0	L	30-37
11/28	at Colts	P	0	0	0.0	0	0	0	0	0.0	0	0	W	24-17
12/04	at Falcons	P	1	17	17.0	17t	1	0	0	0.0	0	0	W	19-16
12/11	Ravens	P	1	13	13.0	13	0	0	0	0.0	0	0	L	14-16
12/18	at Panthers	P	0	0	0.0	0	0	0	0	0.0	0	0	W	24-16
12/24	Raiders	P	0	0	0.0	0	0	1	21	21.0	21	0	W	13-10
01/01	at Ravens	P	0	0	0.0	0	0	0	0	0.0	0	0	W	16-13
01/08	Browns	P	3	45	15.0	27	0	1	6	6.0	6	0	W	28-14
2022 TOTALS		17-0	12	151	12.6	45	1	2	27	13.5	21	0	9-8	

+ - Overtime

2023 GAME-BY-GAME POSTSEASON STATISTICS (STEELERS)

DATE	OPPONENT	P/S	RECEIVING					RUSHING					W/L	SCORE
			NO.	YDS.	AVG.	LG	TD	NO.	YDS.	AVG.	LG	TD		
01/15	at Bills	P	1	5	5.0	5	0	0	0	0.0	0	0	L	17-31
2023 TOTALS		1-0	1	5	5.0	5	0	0	0	0.0	0	0	0-1	



ALEX^{LB}
HIGHSMITH

HEIGHT: 6-4
WEIGHT: 242
COLLEGE: Charlotte
BORN: August 7, 1997

HOW ACQUIRED: 03 '20
NFL EXPERIENCE: 5th year
BIRTHPLACE: Wilmington, NC



PRO CAREER

- ✦ Has played in 66 games (55 starts) in his four-year NFL career (Pittsburgh 2020-23)
- ✦ Has registered 236 tackles (144 solo), 40 tackles for loss, 29.5 sacks, 59 quarterback hits, three interceptions, five passes defended, eight forced fumbles and one interception return for TD
- ✦ Has recorded six tackles (four solo) on special teams
- ✦ His interception return for TD in Week 2 of 2023 vs. Cleveland came nine seconds into the game, which was the fastest TD to open a game for the Steelers since the 1970 AFL-NFL merger
- ✦ First Steelers player to record an interception on the first play from scrimmage in a game since William Gay in 2014
- ✦ In Pittsburgh's victory over Cleveland in Week 2 of 2023, Highsmith and T.J. Watt both recorded a sack and defensive TD – becoming the first pair of teammates to each post a sack and TD in the same game since 1982, when the sack became an official statistic
- ✦ Since 2020, only one team has had three players with at least 26.5 sacks, 59 quarterback hits and 40 tackles for loss (Pittsburgh's T.J. Watt, Cameron Heyward and Alex Highsmith)
- ✦ Only player in the NFL in 2023 with at least 7.0 sacks and two interceptions
- ✦ One of just three players in the League with at least 7.0 sacks and two interceptions in a season since entering the NFL in 2020
- ✦ His 21.5 sacks are the 12th-most in the NFL since the start of the 2022 season
- ✦ His seven forced fumbles are tied for the second-most in the NFL since the start of the 2022 season
- ✦ His six strip sacks are tied for the second-most in the NFL since the start of the 2022 season
- ✦ Has recorded 24.5 sacks in his last 37 games, dating back to Week 16 of the 2021 season, which is the 12th-most in the NFL over the span
- ✦ Has recorded seven strip sacks in his last 37 games, dating back to Week 16 of the 2021 season, which is the second-most in the NFL over the span
- ✦ Has registered eight forced fumbles in his last 37 games, dating back to Week 16 of the 2021 season, which is the second-most in the NFL over the span
- ✦ Has recorded seven multi-sack games in his career
- ✦ Made NFL debut in Week 1 of 2020 (at N.Y. Giants)
- ✦ Made NFL starting debut in Week 13 of 2020 (vs. Washington)

2023 (STEELERS)

- ✦ Played in all 17 regular-season games (17 starts)
- ✦ Registered 57 tackles (34 solo), 18 quarterback hits, eight tackles for loss, two forced fumbles, 7.0 sacks, three passes defended, two interceptions and one interception return for TD
- ✦ His interception return for TD in Week 2 of 2023 vs. Cleveland came nine seconds into the game, which was the fastest TD to open a game for the Steelers since the 1970 AFL-NFL merger
- ✦ First Steelers player to record an interception on the first play from scrimmage in a game since William Gay in 2014
- ✦ In Pittsburgh's victory over Cleveland in Week 2 of 2023, Highsmith and T.J. Watt both recorded a sack and defensive TD – becoming the first pair of teammates to each post a sack and TD in the same game since 1982, when the sack became an official statistic
- ✦ Only player in the NFL in 2023 with at least 7.0 sacks and two interceptions
- ✦ Recorded one tackle (one solo), one quarterback hit, one tackle for loss, one interception and 1.0 sack in Week 16 vs. Cincinnati
- ✦ Registered two games with at least 1.0 sack, one tackle for loss, one interception and one interception (Week 2 vs. Cleveland and Week 16 vs. Cincinnati)
- ✦ Recorded four tackles (two solo), 2.0 sacks, two tackles for loss and a career-high five QB hits in Week 9 vs. Tennessee
- ✦ His five QB hits were tied for the most in a game in the NFL in 2023
- ✦ His five QB hits are tied for the sixth-most in a game by a Steelers player since 2001
- ✦ One of five players to register 2.0 sacks, two tackles for loss and five QB hits in the same game
- ✦ Registered two tackles (two solo), 1.0 sack, one forced fumble and one strip sack in Week 5 vs. Baltimore
- ✦ Recorded seven tackles (five solo), 1.0 sack, one strip sack, one forced fumble, two quarterback hits, one tackle for loss, one interception and one pass defended in Week 2 vs. Cleveland
- ✦ Picked off Deshaun Watson on the Browns' first offensive play of the game and returned 30 yards for a TD, which marked the first interception return for TD since Week 1 of 2022 (Minkah Fitzpatrick at Cincinnati) and first interception return for TD by a linebacker since Week 8 of 2020 (Robert Spillane at Baltimore)
- ✦ Marked the first interception return for TD at home since Week 12 of 2020 (Joe Haden vs. Baltimore) and first interception return for TD at home by a linebacker since Week 14 of 2010 (LaMarr Woodley vs. Cincinnati)

2022 (STEELERS)

- ✦ Played in 17 regular-season games (17 starts)
- ✦ Registered 63 tackles (38 solo), 20 quarterback hits, 12 tackles for loss, five forced fumbles, 14.5 sacks and one pass defended
- ✦ Ranked first on the team in sacks and forced fumbles
- ✦ Ranked second on the team in tackles for loss and quarterback hits
- ✦ His 14.5 sacks were tied for sixth-most in the NFL, fourth-most in the AFC and fifth-most in single-season franchise history
- ✦ His five forced fumbles were tied for first in the League
- ✦ His four strip sacks were tied for second-most in the League
- ✦ Registered career highs in sacks (3.0) and quarterback hits (four) in Week 1 at Cincinnati
- ✦ Added on nine tackles (six solo), two tackles for loss and a forced fumble that was recovered by DT Cameron Heyward in Week 1 at Cincinnati
- ✦ Recorded the fifth multi-sack game of his career with 1.5 in Week 3 at Cleveland, along with eight tackles (six solo), two quarterback hits and two tackles for loss
- ✦ Strip sacked QB Tom Brady in a Week 6 victory vs. Tampa Bay
- ✦ Was named the AFC Defensive Player of the Week for his performance in Week 10 vs. New Orleans where he registered five tackles (three solo), 2.0 sacks, one tackle for loss, one quarterback hit and one forced fumble
- ✦ Notched his fourth strip sack of the season in Week 12 at Indianapolis
- ✦ Took down QB Deshaun Watson for 2.5 sacks in the season finale vs. Cleveland along with eight tackles (six solo), two tackles for loss and three quarterback hits

2021 (STEELERS)

- ✦ Played in 16 regular-season games (16 starts)
- ✦ Registered career highs in tackles (74 total, 46 solo) and tackles for loss (15)
- ✦ Added on 15 quarterback hits, 6.0 sacks and one forced fumble
- ✦ Inactive due to a groin injury in Week 3 vs Cincinnati
- ✦ Registered the first multi-sack game of his career with 1.5 takedowns of QB Geno Smith in Week 6 vs Seattle and repeated the feat in Week 11 at the Los Angeles Chargers
- ✦ Recorded the first game of his career with double-digit tackles (11) in Week 10 vs Detroit
- ✦ Left the Week 14 game at Minnesota with a hamstring injury and did not return
- ✦ Notched the first strip sack of his career on QB Patrick Mahomes in Week 16 at Kansas City
- ✦ Recorded a career-high 2.0 sacks in Week 17 vs Cleveland

2020 (STEELERS)

- ✦ Played in 16 games (five starts)
- ✦ Registered 42 tackles, 26 solo stops, five tackles for loss, 2.0 sacks, six quarterback hits, one interception and one pass defended
- ✦ Recorded six tackles (four solo) on special teams
- ✦ Reached a career high in special-teams tackles with three in Week 6 vs. Cleveland
- ✦ Recorded the first sack of his career in Week 9 at Dallas
- ✦ Entered the starting lineup in Week 13 vs. Washington
- ✦ Intercepted his first career pass in Week 8 at Baltimore

TRANSACTIONS

- ✦ Signed a four-year contract with Pittsburgh on July 19, 2023
- ✦ Signed a four-year contract with the Steelers on July 21, 2020
- ✦ Drafted by Pittsburgh in the third round (102nd overall) of the 2020 NFL Draft

PERSONAL

- ✦ Attended Eugene Ashley High School (Wilmington, North Carolina)
- ✦ Parents are Sam and Pam Highsmith
- ✦ Has a sister, Lauryn
- ✦ A/B Honor Roll throughout high school
- ✦ National Honor Society
- ✦ Also played basketball and baseball

COMMUNITY

- ✦ Foundation supports development in physical and family involvement, athletic participation, academic support, social/emotional support, and family involvement
- ✦ Has hosted youth football camps during the past three off-season
- ✦ Donated backpacks and school supplies to Clairton Elementary school last season
- ✦ Serves on the Steelers Social Justice Committee and led one of the Social Justice Film Series nights

COLLEGE

- ✦ Four-year letterwinner at Charlotte (2015-19)
- ✦ Owns school records for sacks in a game (4.5), season (14.0) and career (20.0) and tackles for loss in a game (5.0) and season (21.5)
- ✦ Ranks second in school history with 46.0 tackles for loss and fifth with 185 career tackles
- ✦ 2020 NFL Combine participant
- ✦ Named to the 2020 NFL All-Combine Team as an edge rusher
- ✦ 2020 East-West Shrine Bowl
- ✦ 2019 Third Team All-American by both AP and Pro Football Focus
- ✦ First 49er to earn All-American honors
- ✦ 2020 East-West Shrine Bowl
- ✦ 2018 and 2019 First Team All-Conference USA (coaches)
- ✦ First 49er to be named first-team All-C-USA twice
- ✦ 2019 First Team All-C-USA by PFF and Phil Steele
- ✦ Ranked fourth in the nation in sacks (14.0) and fifth in tackles for loss (21.5) in 2019
- ✦ Named to PFF's 2019 All-Draft Stock Team for those players whose draft stock rose the most this season
- ✦ Starting DE in 49ers' first-ever bowl game (2019 Bahamas Bowl)
- ✦ 2019 Team Captain
- ✦ 2019 Chuck Bednarik Award (Defensive Player of the Year) Watch List
- ✦ 2019 Bursworth Trophy Semifinalist
- ✦ 2018 first-team all-C-USA by PFF and second team by Phil Steele
- ✦ Joined the 49ers for the 2015 season as a walk-on
- ✦ Earned scholarship during the summer of 2017
- ✦ Graduated with a degree in exercise science

REGULAR SEASON COMPARISON: DEFENSIVE - BALTIMORE RAVENS

DATE	OPP	W/L	GP/GS	TACKLES				SACK	YDS.	INT	TFL	PD	QBH	TD	MISC		FR
				TOT	SOLO	ASST									FF		
11/1/20	PIT @ BLT	W	P	2	0	2	0.0	0.0	1	0	1	0	0	0	0	0	
12/2/20	PIT vs. BLT	W	P	1	0	1	0.0	0.0	0	0	0	0	0	0	0	0	
12/5/21	PIT vs. BLT	W	S	3	3	0	0.0	0.0	0	2	0	0	0	0	0	0	
1/9/22	PIT @ BLT	W	S	4	3	1	0.0	0.0	0	0	0	1	0	0	0	0	
12/11/22	PIT vs. BLT	L	S	3	1	2	0.0	0.0	0	0	0	0	0	0	0	0	
1/1/23	PIT @ BLT	W	S	3	0	3	0.0	0.0	0	0	0	0	0	0	0	0	
10/8/23	PIT vs. BLT	W	S	2	1	1	1.0	8.0	0	0	0	0	0	0	1	0	
1/6/24	PIT @ BLT	W	S	3	2	1	0.0	0.0	0	0	0	0	0	0	0	0	
12/21/24	PIT @ BLT	L	S	4	2	2	1.0	9.0	0	1	0	0	0	0	1	0	
TOTALS		7/2	9/7	25	12	13	2.0	17.0	1	3	1	1	0	2	0	0	

ALEX HIGHSMITH'S NFL REGULAR SEASON DEFENSIVE STATISTICS

DATE	TEAM	GP	GS	TACKLES							INTERCEPTIONS					O. FUMB			ST				MISC				
				TK	S	A	TFL	YDS	SK	YDS	QBH	NO	YDS	LG	TD	PD	FF	FR	TD	YDS	TK	S	A	FF	FR	S	A
2020	Steelers	16	5	42	26	16	5	22	2.0	16.0	6	1	2	2	0	1	0	0	0	0	0	6	4	2	0	0	0
2021	Steelers	16	16	74	46	28	15	54	6.0	35.5	15	0	0	0	0	1	0	0	0	0	0	0	0	0	0	0	
2022	Steelers	17	17	63	38	25	12	91	14.5	118.0	20	0	0	0	0	1	5	0	0	0	0	0	0	0	0	0	
2023	Steelers	17	17	57	34	23	8	33	7.0	44.5	18	2	30	30t	1	3	2	0	0	0	0	0	0	0	0	0	
2024	Steelers	11	11	45	28	17	9	46	6.0	40.0	13	0	0	0	0	2	1	0	0	0	0	0	0	0	0	0	
NFL TOTALS		77	66	281	172	109	49	246	35.5	254.0	72	3	32	30T	1	7	9	0	0	0	6	4	2	0	0	0	

ALEX HIGHSMITH'S NFL POSTSEASON DEFENSIVE STATISTICS

DATE	TEAM	GP	GS	TACKLES							INTERCEPTIONS					O. FUMB			ST				MISC			
				TK	S	A	TFL	YDS	SK	YDS	QBH	NO	YDS	LG	TD	PD	FF	FR	TD	YDS	TK	S	A	FF	FR	S
2020	Steelers	1	1	2	1	1	0	0	0.0	0.0	0	0	0	0	0	0	0	0	0	0	0	0	0	0	0	0
2021	Steelers	1	1	3	2	1	1	10	1.0	10.0	1	0	0	0	0	0	0	0	0	0	0	0	0	0	0	0
2023	Steelers	1	1	3	2	1	1	7	1.0	7.0	1	0	0	0	0	0	0	0	0	0	0	0	0	0	0	0
NFL TOTALS		3	3	8	5	3	2	17	2.0	17.0	2	0	0	0	0	0	0	0	0	0	0	0	0	0	0	0

SINGLE-GAME HIGHS: DEFENSIVE

- Total Tackles** 11 vs. Detroit Lions, Nov 14, 2021
9 at Cincinnati Bengals, Sep 11, 2022
...1 more at 9.
- Solo Tackles** 8 vs. Detroit Lions, Nov 14, 2021
7 vs. Cleveland Browns, Jan 03, 2022
- Sacks** 3.0 at Cincinnati Bengals, Sep 11, 2022
2.5 vs. Cleveland Browns, Jan 08, 2023
- Passes Defensed** 1 vs. Kansas City Chiefs, Dec 25, 2024
1 at Atlanta Falcons, Sep 08, 2024
...5 more at 1.
- Forced Fumbles** 1 vs. Baltimore Ravens, Oct 08, 2023
1 vs. Cleveland Browns, Sep 18, 2023
...6 more at 1.
- Tackles For Loss** 3 vs. Cleveland Browns, Jan 03, 2022
2 at Philadelphia Eagles, Dec 15, 2024
...12 more at 2.
- Interceptions** 1 vs. Cincinnati Bengals, Dec 23, 2023
1 vs. Cleveland Browns, Sep 18, 2023
...1 more at 1.
- Interception Return Yards** 2 at Baltimore Ravens, Nov 01, 2020
- Special Teams Tackles** 3 vs. Cleveland Browns, Oct 18, 2020
1 vs. Indianapolis Colts, Dec 27, 2020
...2 more at 1.

SINGLE-GAME HIGHS - POSTSEASON: DEFENSIVE

- Total Tackles** 3 at Buffalo Bills, Jan 15, 2024
3 at Kansas City Chiefs, Jan 16, 2022
2 vs. Cleveland Browns, Jan 10, 2021
- Solo Tackles** 2 at Buffalo Bills, Jan 15, 2024
2 at Kansas City Chiefs, Jan 16, 2022
1 vs. Cleveland Browns, Jan 10, 2021
- Sacks** 1.0 at Buffalo Bills, Jan 15, 2024
1.0 at Kansas City Chiefs, Jan 16, 2022
- Tackles For Loss** 1 at Buffalo Bills, Jan 15, 2024
1 at Kansas City Chiefs, Jan 16, 2022

2024 GAME-BY-GAME REGULAR-SEASON STATISTICS (STEELERS)

DATE	OPPONENT	P/S	TACKLES							INTERCEPTIONS					O. FUMB			ST				MISC			SCORE			
			TK	S	A	SK	YDS	TFL	YDS	QBH	NO	YDS	LG	TD	PD	FF	FR	TD	YDS	TK	S	A	FF	FR		S	A	
09/08	at Falcons	S	6	1	5	0.0	0.0	0	0	0	0	0	0	1	0	0	0	0	0	0	0	0	0	0	0	0	W	18-10
09/15	at Broncos	S	4	4	0	1.0	7.0	2	10	1	0	0	0	0	0	0	0	0	0	0	0	0	0	0	0	0	W	13-6
09/22	Chargers	S	1	1	0	0.0	0.0	0	0	0	0	0	0	0	0	0	0	0	0	0	0	0	0	0	0	W	20-10	
09/29	at Colts		ON INACTIVE LIST																									
10/06	Cowboys		ON INACTIVE LIST																									
10/13	at Raiders		ON INACTIVE LIST																									
10/20	Jets	S	4	1	3	0.0	0.0	0	0	2	0	0	0	0	0	0	0	0	0	0	0	0	0	0	0	W	37-15	
10/28	Giants	S	4	4	0	2.0	9.0	2	9	6	0	0	0	0	0	0	0	0	0	0	0	0	0	0	0	W	26-18	
11/10	at Commanders	S	0	0	0	0.0	0.0	0	0	1	0	0	0	0	0	0	0	0	0	0	0	0	0	0	0	W	28-27	
11/17	Ravens		ON INACTIVE LIST																									
11/21	at Browns		INACTIVE																									
12/01	at Bengals		ON INACTIVE LIST																									
12/08	Browns	S	3	2	1	1.0	7.0	2	8	2	0	0	0	0	0	0	0	0	0	0	0	0	0	0	0	W	27-14	
12/15	at Eagles	S	8	6	2	1.0	8.0	2	10	1	0	0	0	0	0	0	0	0	0	0	0	0	0	0	0	L	13-27	
12/21	at Ravens	S	4	2	2	1.0	9.0	1	9	0	0	0	0	0	1	0	0	0	0	0	0	0	0	0	0	L	17-34	
12/25	Chiefs	S	4	3	1	0.0	0.0	0	0	0	0	0	0	1	0	0	0	0	0	0	0	0	0	0	0	L	10-29	
01/04	Bengals	S	7	4	3	0.0	0.0	0	0	0	0	0	0	0	0	0	0	0	0	0	0	0	0	0	0	L	17-19	
2024 TOTALS		11-11	45	28	17	6.0	40.0	9	46	13	0	0	0	0	2	1	0	0	0	0	0	0	0	0	0	10-7		

2023 GAME-BY-GAME REGULAR-SEASON STATISTICS (STEELERS)

DATE	OPPONENT	P/S	TACKLES							INTERCEPTIONS				O. FUMB			ST			MISC		W/L	SCORE				
			TK	S	A	SK	YDS	TFL	YDS	QBH	NO	YDS	LG	TD	PD	FF	FR	TD	YDS	TK	S			A	FF	FR	S
09/10	49ers	S	7	4	3	0.0	0.0	1	1	0	0	0	0	0	0	0	0	0	0	0	0	0	0	0	0	L	7-30
09/18	Browns	S	7	5	2	1.0	4.0	1	0	2	1	30	30	1	1	0	0	0	0	0	0	0	0	0	0	W	26-22
09/24	at Raiders	S	3	0	0	0.0	0.0	0	0	2	0	0	0	0	0	0	0	0	0	0	0	0	0	0	0	W	23-18
10/01	at Texans	S	3	0	3	0.0	0.0	0	0	3	0	0	0	0	0	0	0	0	0	0	0	0	0	0	0	L	6-30
10/08	Ravens	S	2	1	1	1.0	8.0	0	0	0	0	0	0	0	0	1	0	0	0	0	0	0	0	0	0	W	17-10
10/22	at Rams	S	2	2	0	0.0	0.0	0	0	0	0	0	0	0	0	0	0	0	0	0	0	0	0	0	0	W	24-17
10/29	Jaguars	S	4	3	1	0.5	3.5	1	4	1	0	0	0	0	0	0	0	0	0	0	0	0	0	0	0	L	10-20
11/02	Titans	S	4	2	2	2.0	12.0	2	12	5	0	0	0	0	0	0	0	0	0	0	0	0	0	0	0	W	20-16
11/12	Packers	S	3	1	2	0.0	0.0	0	0	1	0	0	0	0	0	1	0	0	0	0	0	0	0	0	0	W	23-19
11/19	at Browns	S	6	2	4	0.0	0.0	0	0	0	0	0	0	0	0	0	0	0	0	0	0	0	0	0	0	L	10-13
11/26	at Bengals	S	1	0	1	0.0	0.0	0	0	0	0	0	0	0	0	0	0	0	0	0	0	0	0	0	0	W	16-10
12/03	Cardinals	S	8	5	3	1.5	10.0	2	9	2	0	0	0	0	0	0	0	0	0	0	0	0	0	0	0	L	10-24
12/07	Patriots	S	2	2	0	0.0	0.0	0	0	0	0	0	0	0	0	0	0	0	0	0	0	0	0	0	0	L	18-21
12/16	at Colts	S	4	4	0	0.0	0.0	0	0	0	0	0	0	0	0	0	0	0	0	0	0	0	0	0	0	L	13-30
12/23	Bengals	S	1	1	0	1.0	7.0	1	7	1	1	0	0	0	1	0	0	0	0	0	0	0	0	0	0	W	34-11
12/31	at Seahawks	S	0	0	0	0.0	0.0	0	0	1	0	0	0	0	0	0	0	0	0	0	0	0	0	0	0	W	30-23
01/06	at Ravens	S	3	2	1	0.0	0.0	0	0	0	0	0	0	0	0	0	0	0	0	0	0	0	0	0	0	W	17-10
2023 TOTALS			17-17	57	34	23	7.0	44.5	8	33	18	2	30	30	1	3	2	0	0	0	0	0	0	0	0	10-7	

2022 GAME-BY-GAME REGULAR-SEASON STATISTICS (STEELERS)

DATE	OPPONENT	P/S	TACKLES							INTERCEPTIONS				O. FUMB			ST			MISC		W/L	SCORE				
			TK	S	A	SK	YDS	TFL	YDS	QBH	NO	YDS	LG	TD	PD	FF	FR	TD	YDS	TK	S			A	FF	FR	S
09/11	at Bengals	S	9	6	3	3.0	23.0	2	14	4	0	0	0	0	0	1	0	0	0	0	0	0	0	0	0	W	23-20+
09/18	Patriots	S	3	2	1	0.0	0.0	0	0	1	0	0	0	0	0	0	0	0	0	0	0	0	0	0	0	L	14-17
09/22	at Browns	S	8	6	2	1.5	11.0	2	12	2	0	0	0	0	0	0	0	0	0	0	0	0	0	0	0	L	17-29
10/02	Jets	S	4	1	3	1.0	4.0	1	4	1	0	0	0	0	0	0	0	0	0	0	0	0	0	0	0	L	20-24
10/09	at Bills	S	1	1	0	0.0	0.0	1	4	0	0	0	0	0	0	0	0	0	0	0	0	0	0	0	0	L	3-38
10/16	Buccaneers	S	1	1	0	1.0	9.0	0	0	1	0	0	0	0	1	1	0	0	0	0	0	0	0	0	0	W	20-18
10/23	at Dolphins	S	1	0	1	0.0	0.0	0	0	0	0	0	0	0	0	0	0	0	0	0	0	0	0	0	0	L	10-16
10/30	at Eagles	S	4	2	2	0.0	0.0	1	10	0	0	0	0	0	0	0	0	0	0	0	0	0	0	0	0	L	13-35
11/13	Saints	S	5	3	2	2.0	17.0	1	8	1	0	0	0	0	0	1	0	0	0	0	0	0	0	0	0	W	20-10
11/20	Bengals	S	1	0	1	0.5	3.0	0	0	3	0	0	0	0	0	0	0	0	0	0	0	0	0	0	0	L	30-37
11/28	at Colts	S	6	4	2	1.0	7.0	0	0	2	0	0	0	0	0	1	0	0	0	0	0	0	0	0	0	W	24-17
12/04	at Falcons	S	1	1	0	0.0	0.0	0	0	0	0	0	0	0	0	0	0	0	0	0	0	0	0	0	0	W	19-16
12/11	Ravens	S	3	1	2	0.0	0.0	0	0	0	0	0	0	0	0	0	0	0	0	0	0	0	0	0	0	L	14-16
12/18	at Panthers	S	4	3	1	1.0	8.0	1	8	1	0	0	0	0	0	1	0	0	0	0	0	0	0	0	0	W	24-16
12/24	Raiders	S	1	1	0	1.0	13.0	1	13	1	0	0	0	0	0	0	0	0	0	0	0	0	0	0	0	W	13-10
01/01	at Ravens	S	3	0	3	0.0	0.0	0	0	0	0	0	0	0	0	0	0	0	0	0	0	0	0	0	0	W	16-13
01/08	Browns	S	8	6	2	2.5	23.0	2	18	3	0	0	0	0	0	0	0	0	0	0	0	0	0	0	0	W	28-14
2022 TOTALS			17-17	63	38	25	14.5	118.0	12	91	20	0	0	0	0	1	5	0	0	0	0	0	0	0	0	9-8	

+ - Overtime

2021 GAME-BY-GAME REGULAR-SEASON STATISTICS (STEELERS)

DATE	OPPONENT	P/S	TACKLES							INTERCEPTIONS				O. FUMB			ST			MISC		W/L	SCORE				
			TK	S	A	SK	YDS	TFL	YDS	QBH	NO	YDS	LG	TD	PD	FF	FR	TD	YDS	TK	S			A	FF	FR	S
09/12	at Bills	S	4	3	1	0.0	0.0	0	0	0	0	0	0	0	0	0	0	0	0	0	0	0	0	0	0	W	23-16
09/19	Raiders	S	4	3	1	0.0	0.0	1	4	0	0	0	0	0	0	0	0	0	0	0	0	0	0	0	0	L	17-26
09/26	Bengals																									L	10-24
10/03	at Packers	S	5	2	3	0.0	0.0	0	0	0	0	0	0	0	0	0	0	0	0	0	0	0	0	0	0	L	17-27
10/10	Broncos	S	1	1	0	0.0	0.0	0	0	0	0	0	0	0	0	0	0	0	0	0	0	0	0	0	0	W	27-19
10/17	Seahawks	S	7	2	5	1.5	15.5	2	9	4	0	0	0	0	0	0	0	0	0	0	0	0	0	0	0	W	23-20+
10/31	at Browns	S	4	1	3	0.0	0.0	1	1	0	0	0	0	0	0	0	0	0	0	0	0	0	0	0	0	W	15-10
11/08	Bears	S	3	0	3	0.0	0.0	0	0	2	0	0	0	0	0	0	0	0	0	0	0	0	0	0	0	W	29-27
11/14	Lions	S	11	8	3	0.0	0.0	2	9	1	0	0	0	0	0	0	0	0	0	0	0	0	0	0	0	T	16-16
11/21	at Chargers	S	6	3	3	1.5	6.0	1	4	3	0	0	0	0	0	0	0	0	0	0	0	0	0	0	0	L	37-41
11/28	at Bengals	S	5	3	2	0.0	0.0	2	8	0	0	0	0	0	0	0	0	0	0	0	0	0	0	0	0	L	10-41
12/05	Ravens	S	3	3	0	0.0	0.0	2	3	0	0	0	0	0	0	0	0	0	0	0	0	0	0	0	0	W	20-19
12/09	at Vikings	S	1	1	0	0.0	0.0	1	0	0	0	0	0	0	0	0	0	0	0	0	0	0	0	0	0	L	28-36
12/19	Titans	S	4	4	0	0.0	0.0	0	0	1	0	0	0	0	0	0	0	0	0	0	0	0	0	0	0	W	19-13
12/26	at Chiefs	S	5	2	3	1.0	0.0	0	0	1	0	0	0	0	0	1	0	0	0	0	0	0	0	0	0	L	10-36
01/03	Browns	S	7	7	0	2.0	14.0	3	16	2	0	0	0	0	0	0	0	0	0	0	0	0	0	0	0	W	26-14
01/09	at Ravens	S	4	3	1	0.0	0.0	0	0	1	0	0	0	0	0	0	0	0	0	0	0	0	0	0	0	W	16-13+
2021 TOTALS			16-16	74	46	28	6.0	35.5	15	54	15	0	0	0	0	1	0	0	0	0	0	0	0	0	0	9-7-1	

+ - Overtime

2020 GAME-BY-GAME REGULAR-SEASON STATISTICS (STEELERS)

DATE	OPPONENT	P/S	TACKLES							INTERCEPTIONS					O. FUMB			ST				MISC		W/L	SCORE				
			TK	S	A	SK	YDS	TFL	YDS	QBH	NO	YDS	LG	TD	PD	FF	FR	TD	YDS	TK	S	A	FF			FR	S	A	
09/14	at Giants	P	1	1	0	0.0	0.0	0	0	0	0	0	0	0	0	0	0	0	0	0	0	0	0	0	0	0	W	26-16	
09/20	Broncos	P	0	0	0	0.0	0.0	0	0	0	0	0	0	0	0	0	0	0	0	0	0	0	0	0	0	0	W	26-21	
09/27	Texans	P	1	1	0	0.0	0.0	1	1	0	0	0	0	0	0	0	0	0	0	0	0	0	0	0	0	0	W	28-21	
10/11	Eagles	P	1	1	0	0.0	0.0	0	0	0	0	0	0	0	0	0	0	0	0	0	0	0	0	0	0	0	W	38-29	
10/18	Browns	P	0	0	0	0.0	0.0	0	0	0	0	0	0	0	0	0	0	0	0	0	0	0	0	0	0	0	W	38-7	
10/25	at Titans	P	4	3	1	0.0	0.0	0	0	0	0	0	0	0	0	0	0	0	0	0	0	0	0	0	0	0	W	27-24	
11/01	at Ravens	P	2	0	2	0.0	0.0	0	0	0	1	2	2	0	1	0	0	0	0	0	0	0	0	0	0	0	W	28-24	
11/08	at Cowboys	P	2	2	0	1.0	6.0	1	6	1	0	0	0	0	0	0	0	0	0	0	0	0	0	0	0	0	W	24-19	
11/15	Bengals	P	1	1	0	0.0	0.0	1	1	0	0	0	0	0	0	0	0	0	0	0	0	0	0	0	0	0	W	36-10	
11/22	at Jaguars	P	2	2	0	0.0	0.0	0	0	0	0	0	0	0	0	0	0	0	0	0	0	0	0	0	0	0	W	27-3	
12/02	Ravens	P	1	0	1	0.0	0.0	0	0	0	0	0	0	0	0	0	0	0	0	0	0	0	0	0	0	0	W	19-14	
12/07	Football Team	S	5	2	3	0.0	0.0	0	0	0	0	0	0	0	0	0	0	0	0	0	0	0	0	0	0	0	L	17-23	
12/13	at Bills	S	1	1	0	0.0	0.0	1	4	1	0	0	0	0	0	0	0	0	0	0	0	0	0	0	0	0	L	15-26	
12/21	at Bengals	S	5	3	2	0.0	0.0	0	0	1	0	0	0	0	0	0	0	0	0	0	0	0	0	0	0	0	L	17-27	
12/27	Colts	S	7	3	4	0.0	0.0	0	0	2	0	0	0	0	0	0	0	0	0	0	0	0	0	0	0	0	W	28-24	
01/03	at Browns	S	9	6	3	1.0	10.0	1	10	1	0	0	0	0	0	0	0	0	0	0	0	0	0	0	0	0	L	22-24	
2020 TOTALS			16-5	42	26	16	2.0	16.0	5	22	6	1	2	2	0	1	0	0	0	0	0	0	6	4	2	0	0	0	12-4

2023 GAME-BY-GAME POSTSEASON STATISTICS (STEELERS)

DATE	OPPONENT	P/S	TACKLES							INTERCEPTIONS					O. FUMB			ST				MISC		W/L	SCORE				
			TK	S	A	SK	YDS	TFL	YDS	QBH	NO	YDS	LG	TD	PD	FF	FR	TD	YDS	TK	S	A	FF			FR	S	A	
01/15	at Bills	S	3	2	1	1.0	7.0	1	7	1	0	0	0	0	0	0	0	0	0	0	0	0	0	0	0	0	0	L	17-31
2023 TOTALS			1-1	3	2	1	1.0	7.0	1	7	1	0	0	0	0	0	0	0	0	0	0	0	0	0	0	0	0	0	0-1



DONTE^{CB}
JACKSON

HEIGHT: 5-10
WEIGHT: 180
COLLEGE: LSU
BORN: November 8, 1995

HOW ACQUIRED: TR '24 (CAR)
NFL EXPERIENCE: 7th year
BIRTHPLACE: Metairie, LA



PRO CAREER

- ✦ Has appeared in 80 career games (76 starts) in his seven-year NFL career (Carolina 2018-23; Pittsburgh 2024)
- ✦ Has registered 302 tackles (247 solo), 15 tackles for loss, 1.0 sack, one QB hit, 14 interceptions, one interception TD return, three forced fumbles, one fumble recovery and 46 passes defended
- ✦ His 14 interceptions rank fourth among cornerbacks drafted in 2018
- ✦ Recorded 10 picks over his first three years with Carolina, which were the second-most (Chris Gamble, 16) by any Panther in their first three seasons with the franchise
- ✦ First player in Carolina history to return a two-point conversion attempt for a defensive score, intercepting New Orleans' QB Drew Brees in Week 15 of 2018 and returning it 98 yards
- ✦ Made NFL starting debut in Week 1 of 2018 (vs. Dallas)
- ✦ Made NFL debut in Week 1 of 2018 (vs. Dallas)

2023 (PANTHERS)

- ✦ Started 16 regular-season games and recorded 59 tackles (49 solo), a single-season career-high five tackles for loss, five passes defended and one forced fumble
- ✦ Registered a season-high seven tackles and two passes defended in Week 10 vs. Chicago

2022 (PANTHERS)

- ✦ Started and played in nine regular-season games prior to finishing the season on the injured reserve
- ✦ Recorded 35 tackles and one tackle for loss
- ✦ Tallied three passes defended and two interceptions
- ✦ Returned an interception for a 30-yard TD in Week 6 vs. L.A. Rams

2021 (PANTHERS)

- ✦ Started and played in 12 regular-season games prior to ending the season on the injured reserve
- ✦ Finished the season with 61 tackles including three tackles for loss
- ✦ Racked up 10 passes defended and two interceptions
- ✦ Recorded an interception and forced fumble to go along with six tackles in Week 5 against Philadelphia
- ✦ Registered four tackles and his second interception of the season vs. Arizona in Week 11

2020 (PANTHERS)

- ✦ Battled a toe injury to play in 14 regular-season games (13 starts)
- ✦ Led the team with three interceptions and 11 passes defended
- ✦ Registered 34 tackles, including one tackle for loss

2019 (PANTHERS)

- ✦ Played in 13 regular-season games (10 starts)
- ✦ Tallied 40 tackles while tying for the team lead with three interceptions
- ✦ Notched eight pass deflections

2018 (PANTHERS)

- ✦ Started all 16 regular-season games
- ✦ Registered 75 tackles, 1.0 sack, one forced fumble, seven passes defended and four interceptions, tying for seventh in the NFL in interceptions and first among rookies
- ✦ Secured a career-high two interceptions against Cincinnati in Week 3, including one late in the fourth quarter that sealed the team's victory

TRANSACTIONS

- ✦ Traded to Pittsburgh from Carolina with 2024 sixth-round pick (#178) for Dontae Johnson and 2024 seventh-round pick (#240) on March 13, 2024
- ✦ Signed a three-year contract with the Carolina Panthers on March 19, 2022
- ✦ Signed a four-year contract with the Carolina Panthers on May 10, 2018
- ✦ Drafted by the Carolina Panthers in the second round of the 2018 Draft (55th overall)

PERSONAL

- ✦ Attended Riverdale H.S. (Jefferson Parish, La.)
- ✦ A native of Metairie, La.

COLLEGE

- ✦ Played in 37 games (24 starts) in the secondary for LSU (2015-17)
- ✦ Registered 116 career tackles, four tackles for loss and four interceptions
- ✦ Added 22 pass breakups and 1.0 sack
- ✦ Named All-America Second Team by Sporting News in 2017
- ✦ All-SEC Second Team in 2017
- ✦ In 2017, finished with 51 tackles, 3.5 tackles for loss, 1.0 sack and an interception
- ✦ Ranked second on team in pass breakups with 10
- ✦ Competed on LSU's track teams as one of the NCAA's top sprinters during the 2017 track season
- ✦ An SEC finalist in the 60 meters indoors and 100 meters outdoors at the SEC Championships
- ✦ Owns a personal best of 6.63 in the 60-meter dash from the 2016 season to rank No. 4 on LSU's all-time indoor performance list in the event

REGULAR SEASON COMPARISON: DEFENSIVE - BALTIMORE RAVENS

DATE	OPP	W/L	GP/GS	TACKLES					SACK	YDS.	INT	TFL	PD	QBH	TD	MISC		FR
				TOT	SOLO	ASST	FF	FR										
10/28/18	CAR vs. BLT	W	S	3	2	1	1.0	8.0	0	1	1	1	0	0	0	0	0	
11/17/24	PIT vs. BLT	W	S	0	0	0	0.0	0.0	0	0	0	0	0	0	0	0		
TOTALS		2/0	2/2	3	2	1	1.0	8.0	0	1	1	1	0	0	0	0		

DONTE JACKSON'S NFL REGULAR SEASON DEFENSIVE STATISTICS

DATE	TEAM	GP	GS	TK	S	TACKLES					INTERCEPTIONS				O. FUMB			ST			MISC.						
						TFL	YDS	SK	YDS	QBH	NO	YDS	LG	TD	PD	FF	FR	TD	YDS	TK	S	A	FF	FR	S	A	
2018	Panthers	16	16	73	62	11	4	15	1.0	8.0	1	4	0	0	0	9	1	0	0	1	1	0	0	0	0	0	0
2019	Panthers	13	10	40	32	8	1	2	0.0	0.0	0	3	25	25	0	8	1	0	0	0	0	0	0	1	1	0	0
2020	Panthers	14	13	34	22	12	1	1	0.0	0.0	0	3	110	66	0	11	0	0	0	0	0	0	0	0	0	0	0
2021	Panthers	12	12	61	50	11	3	5	0.0	0.0	0	2	21	21	0	10	1	0	0	0	0	0	0	0	0	0	0
2022	Panthers	9	9	35	32	3	1	2	0.0	0.0	0	2	30	30	1	3	0	0	0	0	0	0	0	0	0	0	0
2023	Panthers	16	16	59	49	10	5	4	0.0	0.0	0	0	0	0	5	1	0	0	0	0	0	0	0	0	0	0	0
2024	Steelers	15	15	38	28	10	2	2	0.0	0.0	0	5	88	49	0	8	0	1	0	-1	0	0	0	0	0	0	0
NFL TOTALS		95	91	340	275	65	17	31	1.0	8.0	1	19	274	66	1	54	3	2	0	-1	1	1	0	0	1	0	0

SINGLE-GAME HIGHS: DEFENSIVE

Total Tackles	11 at Miami Dolphins, Nov 28, 2021	Tackles For Loss	2 at Jacksonville Jaguars, Dec 31, 2023
	10 vs. Tampa Bay Buccaneers, Oct 23, 2022		2 at Pittsburgh Steelers, Nov 08, 2018
	...1 more at 10.	Interceptions	2 at Arizona Cardinals, Sep 22, 2019
Solo Tackles	10 vs. Tampa Bay Buccaneers, Oct 23, 2022		2 vs. Cincinnati Bengals, Sep 23, 2018
	10 at Miami Dolphins, Nov 28, 2021	Interception Return Yards	66 at Los Angeles Chargers, Sep 27, 2020
	10 vs. Baltimore Ravens, Oct 28, 2018		49 at Atlanta Falcons, Sep 08, 2024
Sacks	1.0 vs. Baltimore Ravens, Oct 28, 2018	Special Teams Tackles	1 at Washington Redskins, Oct 14, 2018
Passes Defensed	3 at Green Bay Packers, Nov 10, 2019	Special Teams Fumble Recoveries	1 vs. Tampa Bay Buccaneers, Sep 12, 2019
	2 at Las Vegas Raiders, Oct 13, 2024		
	...10 more at 2.		
Forced Fumbles	1 vs. Houston Texans, Oct 29, 2023		
	1 vs. Philadelphia Eagles, Oct 10, 2021		
	...1 more at 1.		
Fumble Recoveries	1 at Cleveland Browns, Nov 21, 2024		
	1 vs. Tennessee Titans, Nov 03, 2019		

2024 GAME-BY-GAME REGULAR-SEASON STATISTICS (STEELERS)

DATE	OPPONENT	P/S	TACKLES							INTERCEPTIONS				O. FUMB			ST			MISC		W/L	SCORE					
			TK	S	A	SK	YDS	TFL	YDS	QBH	NO	YDS	LG	TD	PD	FF	FR	TD	YDS	TK	S			A	FF	FR	S	A
09/08	at Falcons	S	2	1	1	0.0	0.0	0	0	0	1	49	49	0	2	0	0	0	0	0	0	0	0	0	0	0	W	18-10
09/15	at Broncos	S	3	1	2	0.0	0.0	1	1	0	0	0	0	0	0	0	0	0	0	0	0	0	0	0	0	0	W	13-6
09/22	Chargers	S	5	2	3	0.0	0.0	0	0	0	0	0	0	0	0	0	0	0	0	0	0	0	0	0	0	W	20-10	
09/29	at Colts	S	3	3	0	0.0	0.0	0	0	0	0	0	0	0	1	0	0	0	0	0	0	0	0	0	0	L	24-27	
10/06	Cowboys	S	4	4	0	0.0	0.0	0	0	0	1	2	2	0	1	0	0	0	0	0	0	0	0	0	0	L	17-20	
10/13	at Raiders	S	1	1	0	0.0	0.0	0	0	0	1	24	24	0	2	0	0	0	0	0	0	0	0	0	0	W	32-13	
10/20	Jets	S	2	2	0	0.0	0.0	1	1	0	0	0	0	0	0	0	0	0	0	0	0	0	0	0	0	W	37-15	
10/28	Giants	S	4	2	2	0.0	0.0	0	0	0	0	0	0	0	0	0	0	0	0	0	0	0	0	0	0	W	26-18	
11/10	at Commanders	S	2	1	1	0.0	0.0	0	0	0	0	0	0	0	0	0	0	0	0	0	0	0	0	0	0	W	28-27	
11/17	Ravens	S	0	0	0	0.0	0.0	0	0	0	0	0	0	0	0	0	0	0	0	0	0	0	0	0	0	W	18-16	
11/21	at Browns	S	3	3	0	0.0	0.0	0	0	0	1	2	2	0	1	0	1	0	-1	0	0	0	0	0	0	L	19-24	
12/01	at Bengals	S	0	0	0	0.0	0.0	0	0	0	1	11	11	0	1	0	0	0	0	0	0	0	0	0	0	W	44-38	
12/08	Browns	S	2	1	1	0.0	0.0	0	0	0	0	0	0	0	0	0	0	0	0	0	0	0	0	0	0	W	27-14	
12/15	at Eagles	S	3	3	0	0.0	0.0	0	0	0	0	0	0	0	0	0	0	0	0	0	0	0	0	0	0	L	13-27	
12/21	at Ravens																									L	17-34	
12/25	Chiefs	S	4	4	0	0.0	0.0	0	0	0	0	0	0	0	0	0	0	0	0	0	0	0	0	0	0	L	10-29	
01/04	Bengals																									L	17-19	
2024 TOTALS		15-15	38	28	10	0.0	0.0	2	2	0	5	88	49	0	8	0	1	0	-1	0	0	0	0	0	0	0	10-7	

2023 GAME-BY-GAME REGULAR-SEASON STATISTICS (PANTHERS)

DATE	OPPONENT	P/S	TACKLES							INTERCEPTIONS				O. FUMB			ST				MISC		W/L	SCORE			
			TK	S	A	SK	YDS	TFL	YDS	QBH	NO	YDS	LG	TD	PD	FF	FR	TD	YDS	TK	S	A			FF	FR	S
09/10	at Falcons	S	1	1	0	0.0	0.0	0	0	0	0	0	0	0	0	0	0	0	0	0	0	0	0	0	0	L	10-24
09/18	Saints	S	6	5	1	0.0	0.0	0	0	0	0	0	0	0	0	0	0	0	0	0	0	0	0	0	0	L	17-20
09/24	at Seahawks	S	3	3	0	0.0	0.0	1	0	0	0	0	0	0	0	0	0	0	0	0	0	0	0	0	0	L	27-37
10/01	Vikings	S	1	1	0	0.0	0.0	0	0	0	0	0	0	0	0	0	0	0	0	0	0	0	0	0	0	L	13-21
10/08	at Lions																									L	24-42
10/15	at Dolphins	S	4	4	0	0.0	0.0	0	0	0	0	0	0	0	0	0	0	0	0	0	0	0	0	0	0	L	21-42
10/29	Texans	S	5	5	0	0.0	0.0	1	4	0	0	0	0	0	1	0	0	0	0	0	0	0	0	0	0	W	15-13
11/05	Colts	S	5	4	1	0.0	0.0	0	0	0	0	0	0	0	0	0	0	0	0	0	0	0	0	0	0	L	13-27
11/09	at Bears	S	7	5	2	0.0	0.0	0	0	0	0	0	0	2	0	0	0	0	0	0	0	0	0	0	0	L	13-16
11/19	Cowboys	S	5	4	1	0.0	0.0	0	0	0	0	0	0	0	0	0	0	0	0	0	0	0	0	0	0	L	10-33
11/26	at Titans	S	4	3	1	0.0	0.0	0	0	0	0	0	0	0	0	0	0	0	0	0	0	0	0	0	0	L	10-17
12/03	at Buccaneers	S	2	2	0	0.0	0.0	0	0	0	0	0	0	2	0	0	0	0	0	0	0	0	0	0	0	L	18-21
12/10	at Saints	S	1	0	1	0.0	0.0	0	0	0	0	0	0	0	0	0	0	0	0	0	0	0	0	0	0	L	6-28
12/17	Falcons	S	3	3	0	0.0	0.0	1	0	0	0	0	0	0	0	0	0	0	0	0	0	0	0	0	0	W	9-7
12/24	Packers	S	1	0	1	0.0	0.0	0	0	0	0	0	0	1	0	0	0	0	0	0	0	0	0	0	0	L	30-33
12/31	at Jaguars	S	4	3	1	0.0	0.0	2	0	0	0	0	0	0	0	0	0	0	0	0	0	0	0	0	0	L	0-26
01/07	Buccaneers	S	7	6	1	0.0	0.0	0	0	0	0	0	0	0	0	0	0	0	0	0	0	0	0	0	0	L	0-9
2023 TOTALS		16-16	59	49	10	0.0	0.0	5	4	0	0	0	0	5	1	0	0	0	0	0	0	0	0	0	0	2-15	

2022 GAME-BY-GAME REGULAR-SEASON STATISTICS (PANTHERS)

DATE	OPPONENT	P/S	TACKLES							INTERCEPTIONS				O. FUMB			ST				MISC		W/L	SCORE			
			TK	S	A	SK	YDS	TFL	YDS	QBH	NO	YDS	LG	TD	PD	FF	FR	TD	YDS	TK	S	A			FF	FR	S
09/11	Browns	S	4	4	0	0.0	0.0	0	0	0	0	0	0	0	0	0	0	0	0	0	0	0	0	0	0	L	24-26
09/18	at Giants	S	2	2	0	0.0	0.0	1	2	0	0	0	0	0	0	0	0	0	0	0	0	0	0	0	0	L	16-19
09/25	Saints	S	3	3	0	0.0	0.0	0	0	0	0	0	0	0	0	0	0	0	0	0	0	0	0	0	0	W	22-14
10/02	Cardinals	S	3	3	0	0.0	0.0	0	0	0	0	0	0	0	0	0	0	0	0	0	0	0	0	0	0	L	16-26
10/09	49ers	S	4	3	1	0.0	0.0	0	0	0	0	0	0	0	0	0	0	0	0	0	0	0	0	0	0	L	15-37
10/16	at Rams	S	2	2	0	0.0	0.0	0	0	1	30	30	1	1	0	0	0	0	0	0	0	0	0	0	0	L	10-24
10/23	Buccaneers	S	10	10	0	0.0	0.0	0	0	0	0	0	0	0	0	0	0	0	0	0	0	0	0	0	0	W	21-3
10/30	at Falcons	S	4	3	1	0.0	0.0	0	0	0	1	0	0	1	0	0	0	0	0	0	0	0	0	0	0	L	34-37+
11/06	at Bengals																									L	21-42
11/10	Falcons	S	3	2	1	0.0	0.0	0	0	0	0	0	0	1	0	0	0	0	0	0	0	0	0	0	0	W	25-15
11/20	at Ravens																									L	3-13
11/27	Broncos																									W	23-10
12/11	at Seahawks																									W	30-24
12/18	Steelers																									L	16-24
12/24	Lions																									W	37-23
01/01	at Buccaneers																									L	24-30
01/08	at Saints																									W	10-7
2022 TOTALS		9-9	35	32	3	0.0	0.0	1	2	0	2	30	30T	1	3	0	0	0	0	0	0	0	0	0	0	7-10	

+ - Overtime

2021 GAME-BY-GAME REGULAR-SEASON STATISTICS (PANTHERS)

DATE	OPPONENT	P/S	TACKLES							INTERCEPTIONS				O. FUMB			ST				MISC		W/L	SCORE			
			TK	S	A	SK	YDS	TFL	YDS	QBH	NO	YDS	LG	TD	PD	FF	FR	TD	YDS	TK	S	A			FF	FR	S
09/12	Jets	S	7	5	2	0.0	0.0	0	0	0	0	0	0	1	0	0	0	0	0	0	0	0	0	0	0	W	19-14
09/19	Saints	S	3	3	0	0.0	0.0	1	0	0	0	0	0	0	0	0	0	0	0	0	0	0	0	0	0	W	26-7
09/23	at Texans	S	6	5	1	0.0	0.0	1	2	0	0	0	0	0	0	0	0	0	0	0	0	0	0	0	0	W	24-9
10/03	at Cowboys	S	1	1	0	0.0	0.0	0	0	0	0	0	0	1	0	0	0	0	0	0	0	0	0	0	0	L	28-36
10/10	Eagles	S	6	4	2	0.0	0.0	0	0	1	0	0	1	1	0	0	0	0	0	0	0	0	0	0	0	L	18-21
10/17	Vikings	S	5	5	0	0.0	0.0	1	3	0	0	0	0	1	0	0	0	0	0	0	0	0	0	0	0	L	28-34+
10/24	at Giants	S	4	4	0	0.0	0.0	0	0	0	0	0	0	1	0	0	0	0	0	0	0	0	0	0	0	L	3-25
10/31	at Falcons	S	2	2	0	0.0	0.0	0	0	0	0	0	0	1	0	0	0	0	0	0	0	0	0	0	0	W	19-13
11/07	Patriots	S	3	1	2	0.0	0.0	0	0	0	0	0	0	0	0	0	0	0	0	0	0	0	0	0	0	L	6-24
11/14	at Cardinals	S	4	3	1	0.0	0.0	0	0	1	21	21	0	2	0	0	0	0	0	0	0	0	0	0	0	W	34-10
11/21	Football Team	S	9	7	2	0.0	0.0	0	0	0	0	0	0	1	0	0	0	0	0	0	0	0	0	0	0	L	21-27
11/28	at Dolphins	S	11	10	1	0.0	0.0	0	0	0	0	0	0	1	0	0	0	0	0	0	0	0	0	0	0	L	10-33
12/12	Falcons																									L	21-29
12/19	at Bills																									L	14-31
12/26	Buccaneers																									L	6-32
01/02	at Saints																									L	10-18
01/09	at Buccaneers																									L	17-41
2021 TOTALS		12-12	61	50	11	0.0	0.0	3	5	0	2	21	21	0	10	1											

2020 GAME-BY-GAME REGULAR-SEASON STATISTICS (PANTHERS)

DATE	OPPONENT	P/S	TACKLES						INTERCEPTIONS				O. FUMB			ST				MISC		W/L	SCORE				
			TK	S	A	SK	YDS	TFL	YDS	QBH	NO	YDS	LG	TD	PD	FF	FR	TD	YDS	TK	S			A	FF	FR	S
09/13	Raiders	S	0	0	0	0.0	0.0	0	0	0	0	0	0	0	0	0	0	0	0	0	0	0	0	0	0	L	30-34
09/20	at Buccaneers	S	3	1	2	0.0	0.0	0	0	0	1	44	44	0	1	0	0	0	0	0	0	0	0	0	0	L	17-31
09/27	at Chargers	S	1	1	0	0.0	0.0	0	0	0	1	66	66	0	2	0	0	0	0	0	0	0	0	0	0	W	21-16
10/04	Cardinals	S	5	2	3	0.0	0.0	0	0	0	0	0	0	0	1	0	0	0	0	0	0	0	0	0	0	W	31-21
10/11	at Falcons	S	0	0	0	0.0	0.0	0	0	0	0	0	0	0	0	0	0	0	0	0	0	0	0	0	0	W	23-16
10/18	Bears	P	2	2	0	0.0	0.0	0	0	0	0	0	0	0	1	0	0	0	0	0	0	0	0	0	0	L	16-23
10/25	at Saints	S	0	0	0	0.0	0.0	0	0	0	0	0	0	0	0	0	0	0	0	0	0	0	0	0	0	L	24-27
10/29	Falcons	S	3	3	0	0.0	0.0	0	0	0	1	0	0	0	1	0	0	0	0	0	0	0	0	0	0	L	17-25
11/08	at Chiefs	S	2	2	0	0.0	0.0	0	0	0	0	0	0	0	0	0	0	0	0	0	0	0	0	0	0	L	31-33
11/15	Buccaneers	S	2	1	1	0.0	0.0	0	0	0	0	0	0	0	0	0	0	0	0	0	0	0	0	0	0	L	23-46
11/22	Lions																								W	20-0	
11/29	at Vikings																								L	27-28	
12/13	Broncos	S	3	2	1	0.0	0.0	1	1	0	0	0	0	0	0	2	0	0	0	0	0	0	0	0	0	L	27-32
12/19	at Packers	S	5	3	2	0.0	0.0	0	0	0	0	0	0	0	0	0	0	0	0	0	0	0	0	0	0	L	16-24
12/27	at Football Team	S	3	3	0	0.0	0.0	0	0	0	0	0	0	0	0	1	0	0	0	0	0	0	0	0	0	W	20-13
01/03	Saints	S	5	2	3	0.0	0.0	0	0	0	0	0	0	0	0	1	0	0	0	0	0	0	0	0	0	L	7-33
2020 TOTALS			14-13	34	22	12	0.0	0.0	1	1	0	3	110	66	0	11	0	0	0	0	0	0	0	0	0	0	5-11

2019 GAME-BY-GAME REGULAR-SEASON STATISTICS (PANTHERS)

DATE	OPPONENT	P/S	TACKLES						INTERCEPTIONS				O. FUMB			ST				MISC		W/L/T	SCORE						
			TK	S	A	SK	YDS	TFL	YDS	QBH	NO	YDS	LG	TD	PD	FF	FR	TD	YDS	TK	S			A	FF	FR	S	A	
09/08	Rams	S	3	3	0	0.0	0.0	0	0	0	0	0	0	0	0	1	0	0	0	0	0	0	0	0	0	0	L	27-30	
09/12	Buccaneers	S	6	4	2	0.0	0.0	0	0	0	0	0	0	0	0	0	0	0	0	0	0	0	0	1	0	0	L	14-20	
09/22	at Cardinals	S	5	5	0	0.0	0.0	1	2	0	2	25	25	0	2	0	0	0	0	0	0	0	0	0	0	0	W	38-20	
09/29	at Texans																									W	16-10		
10/06	Jaguars																									W	34-27		
10/13	at Buccaneers																									W	37-26		
10/27	at 49ers	P	2	2	0	0.0	0.0	0	0	0	0	0	0	0	0	0	0	0	0	0	0	0	0	0	0	L	13-51		
11/03	Titans	S	1	1	0	0.0	0.0	0	0	0	1	0	0	0	1	0	1	0	0	0	0	0	0	0	0	W	30-20		
11/10	at Packers	S	5	5	0	0.0	0.0	0	0	0	0	0	0	0	3	0	0	0	0	0	0	0	0	0	0	L	16-24		
11/17	Falcons	S	4	4	0	0.0	0.0	0	0	0	0	0	0	0	0	0	0	0	0	0	0	0	0	0	0	L	3-29		
11/24	at Saints	S	3	0	3	0.0	0.0	0	0	0	0	0	0	0	1	0	0	0	0	0	0	0	0	0	0	L	31-34		
12/01	Redskins	S	2	0	2	0.0	0.0	0	0	0	0	0	0	0	0	0	0	0	0	0	0	0	0	0	0	L	21-29		
12/08	at Falcons	S	4	4	0	0.0	0.0	0	0	0	0	0	0	0	0	0	0	0	0	0	0	0	0	0	0	L	20-40		
12/15	Seahawks	S	4	3	1	0.0	0.0	0	0	0	0	0	0	0	0	0	0	0	0	0	0	0	0	0	0	L	24-30		
12/22	at Colts	P	0	0	0	0.0	0.0	0	0	0	0	0	0	0	0	0	0	0	0	0	0	0	0	0	0	L	6-38		
12/29	Saints	P	1	1	0	0.0	0.0	0	0	0	0	0	0	0	0	0	0	0	0	0	0	0	0	0	0	L	10-42		
2019 TOTALS			13-10	40	32	8	0.0	0.0	1	2	0	3	25	25	0	8	0	1	0	0	0	0	0	0	0	1	0	0	5-11

2018 GAME-BY-GAME REGULAR-SEASON STATISTICS (PANTHERS)

DATE	OPPONENT	P/S	TACKLES						INTERCEPTIONS				O. FUMB			ST				MISC		W/L	SCORE					
			TK	S	A	SK	YDS	TFL	YDS	QBH	NO	YDS	LG	TD	PD	FF	FR	TD	YDS	TK	S			A	FF	FR	S	A
09/09	Cowboys	S	5	4	1	0.0	0.0	0	0	0	0	0	0	0	0	0	0	0	0	0	0	0	0	0	0	W	16-8	
09/16	at Falcons	S	7	7	0	0.0	0.0	0	0	0	1	0	0	0	1	1	0	0	0	0	0	0	0	0	0	0	L	24-31
09/23	Bengals	S	7	7	0	0.0	0.0	0	0	0	2	0	0	0	2	0	0	0	0	0	0	0	0	0	0	0	W	31-21
10/07	Giants	S	6	5	1	0.0	0.0	0	0	0	0	0	0	0	0	0	0	0	0	0	0	0	0	0	0	W	33-31	
10/14	at Redskins	S	2	2	0	0.0	0.0	0	0	0	0	0	0	0	2	0	0	0	0	1	1	0	0	0	0	L	17-23	
10/21	at Eagles	S	1	1	0	0.0	0.0	0	0	0	0	0	0	0	0	0	0	0	0	0	0	0	0	0	0	W	21-17	
10/28	Ravens	S	3	2	1	1.0	8.0	1	8	1	0	0	0	0	1	0	0	0	0	0	0	0	0	0	0	W	36-21	
11/04	Buccaneers	S	5	5	0	0.0	0.0	0	0	0	1	0	0	0	1	0	0	0	0	0	0	0	0	0	0	W	42-28	
11/08	at Steelers	S	4	4	0	0.0	0.0	2	4	0	0	0	0	0	0	0	0	0	0	0	0	0	0	0	0	L	21-52	
11/18	at Lions	S	1	1	0	0.0	0.0	0	0	0	0	0	0	0	0	0	0	0	0	0	0	0	0	0	0	L	19-20	
11/25	Seahawks	S	1	0	1	0.0	0.0	0	0	0	0	0	0	0	0	0	0	0	0	0	0	0	0	0	0	L	27-30	
12/02	at Buccaneers	S	6	6	0	0.0	0.0	0	0	0	0	0	0	0	0	0	0	0	0	0	0	0	0	0	0	L	17-24	
12/09	at Browns	S	10	8	2	0.0	0.0	0	0	0	0	0	0	0	1	0	0	0	0	0	0	0	0	0	0	L	20-26	
12/17	Saints	S	3	2	1	0.0	0.0	1	3	0	0	0	0	0	1	0	0	0	0	0	0	0	0	0	0	L	9-12	
12/23	Falcons	S	3	2	1	0.0	0.0	0	0	0	0	0	0	0	0	0	0	0	0	0	0	0	0	0	0	L	10-24	
12/30	at Saints	S	9	6	3	0.0	0.0	0	0	0	0	0	0	0	0	0	0	0	0	0	0	0	0	0	0	W	33-14	
2018 TOTALS			16-16	73	62	11	1.0	8.0	4	15	1	4	0	0	0	9	1	0	0	0	1	1	0	0	0	0	0	7-9



VAN^{WR}
JEFFERSON

HEIGHT: 6-1
WEIGHT: 200
COLLEGE: Florida
BORN: July 26, 1996

HOW ACQUIRED: FA '24
NFL EXPERIENCE: 5th year
BIRTHPLACE: Brentwood, TN



PRO CAREER

- ✦ Has played in 61 regular-season games (35 starts) in four-year NFL career (L.A. Rams 2020-23; Atlanta 2023)
- ✦ Has recorded 113 catches for 1,600 yards and 10 TDs
- ✦ Appeared in six postseason contests (five starts) and tallied 15 receptions for 148 yards and one TD
- ✦ Caught four passes for 23 yards (5.8 avg.) in a 23-20 win over Cincinnati in Super Bowl LVI
- ✦ Had a breakout 2021 season starting all 17 regular-season games and hauling in 50 catches for 802 yards and six TDs touchdowns
- ✦ Third on the team in receptions (50) and second in receiving yards (802) during the 2021 campaign
- ✦ Had 19 catches for 220 yards and a touchdown in his rookie campaign in 2020

2023 (FALCONS/RAMS)

- ✦ Played in all 17 regular-season games (five for the Rams and 12 for the Falcons)
- ✦ Started nine regular-season games (four for the Rams and five for the Falcons)
- ✦ Caught 20 passes for 209 yards (10.5 avg.)

2022 (RAMS)

- ✦ Played in 11 regular-season games (nine starts)
- ✦ Registered 24 catches for 369 yards and three TDs
- ✦ Ranked second amongst Rams receivers with 15.38 yards per reception
- ✦ Tallied four receptions for 23 yards (5.8 avg.) in a 23-20 win over Cincinnati in Super Bowl LVI

2021 (RAMS)

- ✦ Started all 17 regular-season games
- ✦ Registered 50 catches for 802 yards and six TDs
- ✦ Third on the team in receptions (50) and second in receiving yards (802)

2020 (RAMS)

- ✦ Played in 16 regular-season games (no starts)
- ✦ Registered 19 catches for 220 yards and a TD

TRANSACTIONS

- ✦ Signed a one-year contract with Pittsburgh on March 15, 2024
- ✦ Traded to Atlanta from L.A. Rams with a 2025 seventh-round pick for a 2025 sixth-round pick on Oct. 10, 2023
- ✦ Signed a four-year contract with the L.A. Rams on July 27, 2020
- ✦ Drafted by the Rams in the second round (57th overall) of the 2020 NFL Draft

PERSONAL

- ✦ As a prep standout, Jefferson was selected to play in the U.S. Army All-American Bowl and Nike's The Opening camp after high school.
- ✦ Garnered Tennessee Sports Writers Association All-State and The Tennessean All-Midstate honors, after hauling in 67 catches for 1,223 yards and 13 TDs, helping lead Ravenwood to a 14-1 record and a Class 6A runner-up finish
- ✦ Son of Shawn and Maria Jefferson
- ✦ His father played 13 years in the NFL as a wide receiver and has coached in the NFL as a wide receivers coach for Detroit, Tennessee, Miami and Carolina, and is currently a receivers coach for the N.Y. Jets

COLLEGE

- ✦ Appeared in 45 games in his collegiate career at Florida (23 games in 2018-19) and Ole Miss (22 games 2015-17)
- ✦ Finished his career with 2,159 yards on 175 receptions (12.3 avg.) and 16 TDs
- ✦ Named First-Team Freshman All-SEC accolades from the league's coaches in 2019
- ✦ Signed all 13 games and led the Gators with 657 yards on 49 receptions (13.4 avg.) and six TDs in 2019
- ✦ In 2018, he started all 13 games in his first season at Florida and led the Gators in receptions (35), receiving yards (503), receiving TDs (six) and average yards per game (38.7)
- ✦ Ranked fourth on the team in points scored (36) and all-purpose yards (520) and became the only Gator receiver to grab multiple TDs in a single game
- ✦ Tallied three games with at least 50 receiving yards in 2018
- ✦ In 2017, his final season at Ole Miss, played 10 games - starting at slot receiver in the first three of the season - and finished second on the team with 42 receptions and recorded 456 receiving yards and one TD
- ✦ In 2016, he finished second on team with 49 catches, third with 543 receiving yards and caught three TD passes
- ✦ Ranked second among SEC freshmen with 4.1 catches/game and third with 45.2 receiving yards per game
- ✦ Redshirted his freshman season in 2015

REGULAR SEASON COMPARISON: RECEIVING - BALTIMORE RAVENS

DATE	OPP	W/L	GP/GS	REC	YDS.	AVG.	TD	LG	TGTS	YAC
1/2/22	LA @ BLT	W	S	4	63	15.8	0	35	5	12
11/17/24	PIT vs. BLT	W	S	0	0	0	0	0	1	0
12/21/24	PIT @ BLT	L	P	2	27	13.5	0	21	3	3
TOTALS			2/1 3/2	6	90	15.0	0	35	9	15

VAN JEFFERSON'S NFL REGULAR SEASON RUSHING/RECEIVING STATISTICS

DATE	TEAM	GP	GS	RECEIVING					RUSHING				
				NO.	YDS.	AVG.	LG	TD	NO.	YDS.	AVG.	LG	TD
2020	Rams	16	0	19	220	11.6	31	1	1	-1	-1.0	-1	0
2021	Rams	17	17	50	802	16.0	79t	6	2	20	10.0	10	0
2022	Rams	11	9	24	369	15.4	39	3	0	0	0.0	0	0
2023	Rams	5	4	8	108	13.5	46	0	1	4	4.0	4	0
Went from L.A. Rams to Atlanta.													
2023	Falcons	12	8	12	101	8.4	14	0	0	0	0.0	0	0
2023	TOTAL	17	12	20	209	10.5	46	0	1	4	4.0	4	0
2024	Steelers	17	12	24	276	11.5	43	2	0	0	0.0	0	0
NFL TOTALS		78	50	137	1,876	13.7	79T	12	4	23	5.8	10	0

VAN JEFFERSON'S NFL POSTSEASON RUSHING/RECEIVING STATISTICS

DATE	TEAM	GP	GS	RECEIVING					RUSHING				
				NO.	YDS.	AVG.	LG	TD	NO.	YDS.	AVG.	LG	TD
2020	Rams	2	1	6	46	7.7	16	1	0	0	0.0	0	0
2021	Rams	4	4	9	102	11.3	41	0	1	15	15.0	15	0
NFL TOTALS		6	5	15	148	9.9	41	1	1	15	15.0	15	0

VAN JEFFERSON'S NFL REGULAR SEASON RETURN STATISTICS

DATE	TEAM	RET.	YDS.	AVG.	LG	TD	PUNT RETURNS					
							NO.	FC	YDS.	AVG.	LG	TD
2020	Rams	1	13	13.0	13	0	0	0	0	0.0	0	0
2021	Rams	0	0	0.0	0	0	0	0	0	0.0	0	0
2022	Rams	0	0	0.0	0	0	0	0	0	0.0	0	0
2023	Rams	0	0	0.0	0	0	0	0	0	0.0	0	0
Went from L.A. Rams to Atlanta.												
2023	Falcons	0	0	0.0	0	0	0	0	0	0.0	0	0
2023	TOTAL	0	0	0.0	0	0	0	0	0	0.0	0	0
2024	Steelers	0	0	0.0	0	0	0	0	0	0.0	0	0
NFL TOTALS		1	13	13.0	13	0	0	0	0	0.0	0	0

VAN JEFFERSON'S NFL POSTSEASON RETURN STATISTICS

DATE	TEAM	RET.	YDS.	AVG.	LG	TD	PUNT RETURNS					
							NO.	FC	YDS.	AVG.	LG	TD
2020	Rams	0	0	0.0	0	0	0	0	0	0.0	0	0
2021	Rams	0	0	0.0	0	0	0	0	0	0.0	0	0
NFL TOTALS		0	0	0.0	0	0	0	0	0	0.0	0	0

SINGLE-GAME HIGHS: RUSHING/RECEIVING

Rush Attempts	1 at Cincinnati Bengals, Sep 25, 2023 1 vs. Seattle Seahawks, Dec 21, 2021 ...2 more at 1.	All-Purpose Yards	93 at Green Bay Packers, Nov 28, 2021 90 vs. Arizona Cardinals, Oct 03, 2021
Rushing Yards	10 vs. Seattle Seahawks, Dec 21, 2021 10 at Arizona Cardinals, Dec 13, 2021	Kickoff Returns	1 vs. New England Patriots, Dec 10, 2020
Longest Runs	10 vs. Seattle Seahawks, Dec 21, 2021 10 at Arizona Cardinals, Dec 13, 2021	Kickoff Return Yards	13 vs. New England Patriots, Dec 10, 2020
Receptions	6 vs. Jacksonville Jaguars, Dec 05, 2021 6 vs. Arizona Cardinals, Oct 03, 2021	Longest Kickoff Return	13 vs. New England Patriots, Dec 10, 2020
Receiving Yards	93 at Green Bay Packers, Nov 28, 2021 90 vs. Arizona Cardinals, Oct 03, 2021	Special Teams Tackles	1 vs. New England Patriots, Dec 10, 2020
Receiving Average	31.0 at Green Bay Packers, Nov 28, 2021 29.3 at Houston Texans, Oct 31, 2021	Most TDs	1 vs. Cleveland Browns, Dec 08, 2024 1 vs. New York Jets, Oct 20, 2024 ...10 more at 1.
Longest Receptions	79t at Green Bay Packers, Nov 28, 2021 68 at Houston Texans, Oct 31, 2021	Miscellaneous Tackles	1 at Cincinnati Bengals, Sep 25, 2023 1 at Minnesota Vikings, Dec 26, 2021 ...2 more at 1.
Receiving TDs	1 vs. New York Jets, Oct 20, 2024 1 vs. Las Vegas Raiders, Dec 08, 2022 ...9 more at 1.		

SINGLE-GAME HIGHS - POSTSEASON: RUSHING/RECEIVING

Rush Attempts	1 at Tampa Bay Buccaneers, Jan 23, 2022	Longest Receptions	41 vs. Arizona Cardinals, Jan 17, 2022
Rushing Yards	15 at Tampa Bay Buccaneers, Jan 23, 2022		18 at Tampa Bay Buccaneers, Jan 23, 2022
Longest Runs	15 at Tampa Bay Buccaneers, Jan 23, 2022		16 at Green Bay Packers, Jan 16, 2021
Receptions	6 at Green Bay Packers, Jan 16, 2021		13 at Cincinnati Bengals, Feb 13, 2022
	4 at Cincinnati Bengals, Feb 13, 2022		11 at Tampa Bay Buccaneers, Jan 23, 2022
	2 vs. San Francisco 49ers, Jan 30, 2022	Receiving TDs	1 at Green Bay Packers, Jan 16, 2021
	2 at Tampa Bay Buccaneers, Jan 23, 2022	All-Purpose Yards	46 at Green Bay Packers, Jan 16, 2021
	1 vs. Arizona Cardinals, Jan 17, 2022		44 at Tampa Bay Buccaneers, Jan 23, 2022
Receiving Yards	46 at Green Bay Packers, Jan 16, 2021		41 vs. Arizona Cardinals, Jan 17, 2022
	41 vs. Arizona Cardinals, Jan 17, 2022		23 at Cincinnati Bengals, Feb 13, 2022
	29 at Tampa Bay Buccaneers, Jan 23, 2022		9 vs. San Francisco 49ers, Jan 30, 2022
	23 at Cincinnati Bengals, Feb 13, 2022	Special Teams Tackles	1 at Seattle Seahawks, Jan 09, 2021
	9 vs. San Francisco 49ers, Jan 30, 2022	Most TDs	1 at Green Bay Packers, Jan 16, 2021
Receiving Average	7.7 at Green Bay Packers, Jan 16, 2021		
	5.8 at Cincinnati Bengals, Feb 13, 2022		

2024 GAME-BY-GAME REGULAR-SEASON STATISTICS (STEELERS)

DATE	OPPONENT	P/S	RECEIVING					RUSHING					W/L	SCORE
			NO.	YDS.	AVG.	LG	TD	NO.	YDS.	AVG.	LG	TD		
09/08	at Falcons	S	1	1	1.0	1	0	0	0	0.0	0	0	W	18-10
09/15	at Broncos	S	2	14	7.0	12	0	0	0	0.0	0	0	W	13-6
09/22	Chargers	S	0	0	0.0	0	0	0	0	0.0	0	0	W	20-10
09/29	at Colts	P	2	21	10.5	12	0	0	0	0.0	0	0	L	24-27
10/06	Cowboys	S	3	26	8.7	11	0	0	0	0.0	0	0	L	17-20
10/13	at Raiders	S	0	0	0.0	0	0	0	0	0.0	0	0	W	32-13
10/20	Jets	S	2	15	7.5	11	1	0	0	0.0	0	0	W	37-15
10/28	Giants	S	4	62	15.5	36	0	0	0	0.0	0	0	W	26-18
11/10	at Commanders	S	0	0	0.0	0	0	0	0	0.0	0	0	W	28-27
11/17	Ravens	S	0	0	0.0	0	0	0	0	0.0	0	0	W	18-16
11/21	at Browns	S	2	39	19.5	35	0	0	0	0.0	0	0	L	19-24
12/01	at Bengals	P	1	43	43.0	43	0	0	0	0.0	0	0	W	44-38
12/08	Browns	P	1	10	10.0	10	1	0	0	0.0	0	0	W	27-14
12/15	at Eagles	S	1	0	0.0	0	0	0	0	0.0	0	0	L	13-27
12/21	at Ravens	P	2	27	13.5	21	0	0	0	0.0	0	0	L	17-34
12/25	Chiefs	P	0	0	0.0	0	0	0	0	0.0	0	0	L	10-29
01/04	Bengals	S	3	18	6.0	8	0	0	0	0.0	0	0	L	17-19
2024 TOTALS		17-12	24	276	11.5	43	2	0	0	0.0	0	0	10-7	

2023 GAME-BY-GAME REGULAR-SEASON STATISTICS (RAMS/FALCONS)

DATE	OPPONENT	P/S	RECEIVING					RUSHING					W/L	SCORE
			NO.	YDS.	AVG.	LG	TD	NO.	YDS.	AVG.	LG	TD		
09/10	at Seahawks	S	4	24	6.0	10	0	0	0	0.0	0	0	W	30-13
09/17	49ers	S	1	9	9.0	9	0	0	0	0.0	0	0	L	23-30
09/25	at Bengals	S	1	46	46.0	46	0	1	4	4.0	4	0	L	16-19
10/01	at Colts	S	2	29	14.5	16	0	0	0	0.0	0	0	W	29-23+
10/08	Eagles	P	0	0	0.0	0	0	0	0	0.0	0	0	L	14-23
10/15	Commanders	P	0	0	0.0	0	0	0	0	0.0	0	0	L	16-24
10/22	at Buccaneers	P	1	5	5.0	5	0	0	0	0.0	0	0	W	16-13
10/29	at Titans	S	3	24	8.0	11	0	0	0	0.0	0	0	L	23-28
11/05	Vikings	S	1	14	14.0	14	0	0	0	0.0	0	0	L	28-31
11/12	at Cardinals	S	0	0	0.0	0	0	0	0	0.0	0	0	L	23-25
11/26	Saints	S	1	13	13.0	13	0	0	0	0.0	0	0	W	24-15
12/03	at Jets	S	0	0	0.0	0	0	0	0	0.0	0	0	W	13-8
12/10	Buccaneers	P	0	0	0.0	0	0	0	0	0.0	0	0	L	25-29
12/17	at Panthers	P	0	0	0.0	0	0	0	0	0.0	0	0	L	7-9
12/24	Colts	S	1	13	13.0	13	0	0	0	0.0	0	0	W	29-10
12/31	at Bears	S	3	19	6.3	9	0	0	0	0.0	0	0	L	17-37
01/07	at Saints	S	2	13	6.5	7	0	0	0	0.0	0	0	L	17-48
2023 TOTALS		17-12	20	209	10.5	46	0	1	4	4.0	4	0	6-11	

+ - Overtime

2022 GAME-BY-GAME REGULAR-SEASON STATISTICS (RAMS)

DATE	OPPONENT	P/S	RECEIVING					RUSHING					W/L	SCORE
			NO.	YDS.	AVG.	LG	TD	NO.	YDS.	AVG.	LG	TD		
09/08	Bills												L	10-31
09/18	Falcons												W	31-27
09/25	at Cardinals												W	20-12
10/03	at 49ers												L	9-24
10/09	Cowboys												L	10-22
10/16	Panthers												W	24-10
10/30	49ers	S	0	0	0.0	0	0	0	0.0	0	0	0	L	14-31
11/06	at Buccaneers	S	0	0	0.0	0	0	0	0.0	0	0	0	L	13-16
11/13	Cardinals	P	3	27	9.0	19	1	0	0	0.0	0	0	L	17-27
11/20	at Saints	S	3	41	13.7	20	0	0	0	0.0	0	0	L	20-27
11/27	at Chiefs	P	3	29	9.7	16	1	0	0	0.0	0	0	L	10-26
12/04	Seahawks	S	2	39	19.5	23	0	0	0	0.0	0	0	L	23-27
12/08	Raiders	S	2	44	22.0	23t	1	0	0	0.0	0	0	W	17-16
12/19	at Packers	S	2	32	16.0	17	0	0	0	0.0	0	0	L	12-24
12/25	Broncos	S	3	19	6.3	11	0	0	0	0.0	0	0	W	51-14
01/01	at Chargers	S	3	77	25.7	39	0	0	0	0.0	0	0	L	10-31
01/08	at Seahawks	S	3	61	20.3	35	0	0	0	0.0	0	0	L	16-19+
2022 TOTALS		11-9	24	369	15.4	39	3	0	0	0.0	0	0	5-12	

+ - Overtime

2021 GAME-BY-GAME REGULAR-SEASON STATISTICS (RAMS)

DATE	OPPONENT	P/S	RECEIVING					RUSHING					W/L	SCORE
			NO.	YDS.	AVG.	LG	TD	NO.	YDS.	AVG.	LG	TD		
09/12	Bears	S	2	80	40.0	67t	1	0	0	0.0	0	0	W	34-14
09/19	at Colts	S	1	14	14.0	14	0	0	0	0.0	0	0	W	27-24
09/26	Buccaneers	S	4	42	10.5	21	0	0	0	0.0	0	0	W	34-24
10/03	Cardinals	S	6	90	15.0	22	1	0	0	0.0	0	0	L	20-37
10/07	at Seahawks	S	1	16	16.0	16	0	0	0	0.0	0	0	W	26-17
10/17	at Giants	S	3	19	6.3	18	0	0	0	0.0	0	0	W	38-11
10/24	Lions	S	4	43	10.8	22	1	0	0	0.0	0	0	W	28-19
10/31	at Texans	S	3	88	29.3	68	0	0	0	0.0	0	0	W	38-22
11/07	Titans	S	3	41	13.7	20	0	0	0	0.0	0	0	L	16-28
11/15	at 49ers	S	3	54	18.0	33	0	0	0	0.0	0	0	L	10-31
11/28	at Packers	S	3	93	31.0	79t	1	0	0	0.0	0	0	L	28-36
12/05	Jaguars	S	6	41	6.8	19	1	0	0	0.0	0	0	W	37-7
12/13	at Cardinals	S	2	58	29.0	52t	1	1	10	10.0	10	0	W	30-23
12/21	Seahawks	S	2	23	11.5	18	0	1	10	10.0	10	0	W	20-10
12/26	at Vikings	S	1	6	6.0	6	0	0	0	0.0	0	0	W	30-23
01/02	at Ravens	S	4	63	15.8	35	0	0	0	0.0	0	0	W	20-19
01/09	49ers	S	2	31	15.5	24	0	0	0	0.0	0	0	L	24-27+
2021 TOTALS		17-17	50	802	16.0	79T	6	2	20	10.0	10	0	12-5	

+ - Overtime

2020 GAME-BY-GAME REGULAR-SEASON STATISTICS (RAMS)


DATE	OPPONENT	P/S	RECEIVING					RUSHING					W/L	SCORE
			NO.	YDS.	AVG.	LG	TD	NO.	YDS.	AVG.	LG	TD		
09/13	Cowboys	P	1	31	31.0	31	0	0	0	0.0	0	0	W	20-17
09/20	at Eagles	P	4	45	11.3	21	0	1	-1	-1.0	-1	0	W	37-19
09/27	at Bills	P	0	0	0.0	0	0	0	0	0.0	0	0	L	32-35
10/04	Giants	P	0	0	0.0	0	0	0	0	0.0	0	0	W	17-9
10/11	at Football Team	P	0	0	0.0	0	0	0	0	0.0	0	0	W	30-10
10/18	at 49ers	P	1	8	8.0	8	0	0	0	0.0	0	0	L	16-24
10/26	Bears	P	1	14	14.0	14	0	0	0	0.0	0	0	W	24-10
11/01	at Dolphins	P	2	23	11.5	15	0	0	0	0.0	0	0	L	17-28
11/15	Seahawks	P	1	15	15.0	15	0	0	0	0.0	0	0	W	23-16
11/23	at Buccaneers	P	1	7	7.0	7t	1	0	0	0.0	0	0	W	27-24
11/29	49ers	P	0	0	0.0	0	0	0	0	0.0	0	0	L	20-23
12/06	at Cardinals	P	4	27	6.8	9	0	0	0	0.0	0	0	W	38-28
12/10	Patriots	P	0	0	0.0	0	0	0	0	0.0	0	0	W	24-3
12/20	Jets	P	0	0	0.0	0	0	0	0	0.0	0	0	L	20-23
12/27	at Seahawks	P	0	0	0.0	0	0	0	0	0.0	0	0	L	9-20
01/03	Cardinals	P	4	50	12.5	19	0	0	0	0.0	0	0	W	18-7
2020 TOTALS		16-0	19	220	11.6	31	1	1	-1	-1.0	-1	0	10-6	

2021 GAME-BY-GAME POSTSEASON STATISTICS (RAMS)

DATE	OPPONENT	P/S	RECEIVING					RUSHING					W/L	SCORE
			NO.	YDS.	AVG.	LG	TD	NO.	YDS.	AVG.	LG	TD		
01/17	Cardinals	S	1	41	41.0	41	0	0	0	0.0	0	0	W	34-11
01/23	at Buccaneers	S	2	29	14.5	18	0	1	15	15.0	15	0	W	30-27
01/30	49ers	S	2	9	4.5	6	0	0	0	0.0	0	0	W	20-17
02/13	at Bengals	S	4	23	5.8	13	0	0	0	0.0	0	0	W	23-20
2021 TOTALS		4-4	9	102	11.3	41	0	1	15	15.0	15	0	4-0	

2020 GAME-BY-GAME POSTSEASON STATISTICS (RAMS)

DATE	OPPONENT	P/S	RECEIVING					RUSHING					W/L	SCORE
			NO.	YDS.	AVG.	LG	TD	NO.	YDS.	AVG.	LG	TD		
01/09	at Seahawks	P	0	0	0.0	0	0	0	0	0.0	0	0	W	30-20
01/16	at Packers	S	6	46	7.7	16	1	0	0	0.0	0	0	L	18-32
2020 TOTALS		2-1	6	46	7.7	16	1	0	0	0.0	0	0	1-1	



BRODERICK OT JONES

HEIGHT: 6-5
WEIGHT: 311
COLLEGE: Georgia
BORN: May 16, 2001

HOW ACQUIRED: D1 '23
NFL EXPERIENCE: 2nd year
BIRTHPLACE: Lithonia, GA



PRO CAREER

- ✦ Has played in 17 regular-season games (11 starts) in his one-year NFL career (Pittsburgh 2023)
- ✦ Made NFL debut in Week 1 of 2023 (vs. San Francisco)
- ✦ Made NFL starting debut in Week 5 of 2023 (vs. Baltimore)

2023 (STEELERS)

- ✦ Played in all 17 regular-season games (11 starts) at right tackle
- ✦ Allowed four sacks and whistled for two penalties all season, according to Pro Football Focus
- ✦ Blocked for RB Najee Harris to run for 1,000-plus yards on the season, including a season-high 122 yards in Week 17 at Seattle
- ✦ Helped a Pittsburgh rush offense rank in the top five after Week 9 in rushes (323, 1st), rush yards (1,452, 2nd), longest rush (74t, 2nd), yards after contact/rush (3.37, 2nd), 10+ yard rushes (39, 4th), first downs by rush (79, 3rd), rush TDs (13, t-2nd), rushes/game (32.3, 2nd), rush yards/game (145.2, 2nd) and 10+ yard rushes/game (3.90, 5th)
- ✦ Part of an offensive line that did not allow a sack in two games and just one sack in four games
- ✦ Played all 766 offensive snaps

TRANSACTIONS

- ✦ Signed four-year contract with Pittsburgh on June 23, 2023
- ✦ Drafted by the Steelers in the first round (14th overall) of the 2023 NFL Draft

PERSONAL

- ✦ Selected to represent Team Pressure in the 2020 Under Armour All-America Game, where he was regarded as one of the top offensive linemen
- ✦ 247sports.com composite five-star prospect
- ✦ Ranked as the No. 11 prospect nationally, the No. 2 offensive tackle prospect and No. 3 prospect from the state of Georgia
- ✦ ESPN.com five-star prospect, the No. 9 prospect nationally, No. 1 offensive tackle prospect nationally, No. 5 prospect in the Southeast region and No. 3 in Georgia
- ✦ PrepStar Magazine five-star prospect, ranked No. 18 prospect nationally, the No. 2 offensive tackle and a member of the Team 150 Dream Team
- ✦ Rivals.com five-star prospect, No. 5 prospect nationally, No. 2 offensive tackle nationally, No. 2 player from Georgia
- ✦ Named a unanimous selection to the 2019 Class 5A All-State First Team offense by the Georgia Sports Writers Association and the Atlanta Journal-Constitution
- ✦ As a senior, he led the Bulldogs to wins in three of their last four region games to claim a No. 3 seed in the GHSA Class 5A playoffs
- ✦ Paved the way for a Lithonia offense that averaged 25.1 points per game in the regular season, as well as 3,106 yards of offense (282.4 yards per game)
- ✦ Registered 11 pancake blocks on the line, as well as 17 tackles, five tackles for loss and four sacks for 36 yards lost as a defensive tackle
- ✦ 2019 AJC Super 11 selection, joining 28 previous Super 11 honorees to play under head coach Kirby Smart at Georgia
- ✦ Named to the USA Today 2018 ALL-USA Georgia First Team offense following his junior campaign, as well as a Class 5A first team selection by the Georgia Association of Coaches
- ✦ Tabbed for the 2018 MaxPreps Preseason Junior All-American Second Team offense
- ✦ Competed at the 2019 Under Armour Future 50 event as a junior, emerging as one of the nation's top offensive linemen
- ✦ Skilled post player on the Lithonia varsity basketball team, helping lead the Bulldogs to the Class 5A Final Four with a 21-10 record (10-3 in Region 5) as a junior
- ✦ Full name Broderick Bernard Jones
- ✦ Recipient of the Heyward Allen Football Scholarship

COLLEGE

- ✦ Appeared in 32 games (19 starts) at Georgia (2020-22)
- ✦ Helped the Bulldogs to consecutive National Championships (2021, 2022)
- ✦ Named Associated Press All-SEC First-Team in 2022
- ✦ Allowed just two sacks (both in 2021) on 636 career pass block snaps
- ✦ Named Coaches' Freshman All-SEC Team in 2021
- ✦ Played in every game, starting the last four games of the regular season at left tackle for Georgia's nation title-winning season in 2021

BRODERICK JONES' NFL REGULAR SEASON STATISTICS

DATE	TEAM	GP	GS
2023	Steelers	17	11
2024	Steelers	17	16
NFL TOTALS		34	27

BRODERICK JONES' NFL POSTSEASON STATISTICS

DATE	TEAM	GP	GS
2023	Steelers	1	1
NFL TOTALS		1	1

2024 GAME-BY-GAME REGULAR-SEASON STATISTICS (STEELERS)

DATE	OPPONENT	P/S	W/L	SCORE
09/08	at Falcons	S	W	18-10
09/15	at Broncos	P	W	13-6
09/22	Chargers	S	W	20-10
09/29	at Colts	S	L	24-27
10/06	Cowboys	S	L	17-20
10/13	at Raiders	S	W	32-13
10/20	Jets	S	W	37-15
10/28	Giants	S	W	26-18
11/10	at Commanders	S	W	28-27
11/17	Ravens	S	W	18-16
11/21	at Browns	S	L	19-24
12/01	at Bengals	S	W	44-38
12/08	Browns	S	W	27-14
12/15	at Eagles	S	L	13-27
12/21	at Ravens	S	L	17-34
12/25	Chiefs	S	L	10-29
01/04	Bengals	S	L	17-19
2024 TOTALS		17-16	10-7	

2023 GAME-BY-GAME REGULAR-SEASON STATISTICS (STEELERS)

DATE	OPPONENT	P/S	W/L	SCORE
09/10	49ers	P	L	7-30
09/18	Browns	P	W	26-22
09/24	at Raiders	P	W	23-18
10/01	at Texans	P	L	6-30
10/08	Ravens	S	W	17-10
10/22	at Rams	P	W	24-17
10/29	Jaguars	P	L	10-20
11/02	Titans	S	W	20-16
11/12	Packers	S	W	23-19
11/19	at Browns	S	L	10-13
11/26	at Bengals	S	W	16-10
12/03	Cardinals	S	L	10-24
12/07	Patriots	S	L	18-21
12/16	at Colts	S	L	13-30
12/23	Bengals	S	W	34-11
12/31	at Seahawks	S	W	30-23
01/06	at Ravens	S	W	17-10
2023 TOTALS		17-11	10-7	

2023 GAME-BY-GAME POSTSEASON STATISTICS (STEELERS)

DATE	OPPONENT	P/S	W/L	SCORE
01/15	at Bills	S	L	17-31
2023 TOTALS		1-1	0-1	



DAMONTAE^s KAZEE

HEIGHT: 5-11
WEIGHT: 174
COLLEGE: San Diego State
BORN: June 5, 1993

HOW ACQUIRED: FA '22
NFL EXPERIENCE: 8th year
BIRTHPLACE: San Bernardino, CA



PRO CAREER

- ✦ Has played in 92 games (62 starts) in his seven-year NFL career (Atlanta, 2017-20; Dallas, 2021; Pittsburgh, 2022-23)
- ✦ Has registered 318 tackles (218 solo), three tackles for loss, 22 passes defended, 16 interceptions, seven forced fumbles and two fumble recoveries
- ✦ As a rookie in 2017, played in all 16 games before earning the starting role in his second season (2018), where he started the final 15 games
- ✦ Finished with career-highs in tackles (80), interceptions (seven) and passes defended (10) in 2018
- ✦ His seven interceptions in 2018 were tied for the most in the NFL
- ✦ Made NFL debut in Week 1 of 2017 (at Chicago)
- ✦ Made NFL starting debut in Week 4 of 2017 (vs. Buffalo)

2023 (STEELERS)

- ✦ Played in 14 regular-season games (nine starts)
- ✦ Registered 61 tackles (45 solo), two interceptions, three passes defended and two fumble recoveries
- ✦ Picked off Green Bay QB Jordan Love on the Packers' final drive of the game to secure a 23-19 victory in Week 10
- ✦ Registered an interception from Jacksonville QB Trevor Lawrence and returned it for seven yards in Week 8
- ✦ Recorded six tackles (six solo) and recovered a fumble in Week 2 vs. Cleveland
- ✦ Recovered a fumble in Week 5 vs. Baltimore

2022 (STEELERS)

- ✦ Played in nine regular-season games (four starts) after spending the first 10 weeks of the season on the Reserve/Injured List
- ✦ Registered 19 tackles (11 solo), two interceptions and two passes defended
- ✦ Picked off Saints QB Andy Dalton in his first game with Pittsburgh in Week 10
- ✦ Caught an interception from Browns QB Deshaun Watson and returned it for 12 yards in Week 18

2021 (COWBOYS)

- ✦ Played in 17 regular-season games (15 starts)
- ✦ Recorded 51 tackles (34 solo), four passes defended, two forced fumbles and two interceptions
- ✦ Registered eight tackles (three solo) in one postseason start vs. San Francisco

2020 (FALCONS)

- ✦ Started the first four regular-season games, before an Achilles injury forced him on Reserve/Injured for the remainder of the season
- ✦ Registered 20 tackles (17 solo) and a forced fumble
- ✦ Recorded a season-best eight tackles in Week 2 at Dallas
- ✦ Forced a fumble in Week 3 vs. Chicago
- ✦ Registered five tackles (three solo) in two quarters in Week 4 at Green Bay before suffering the injury

2019 (FALCONS)

- ✦ Played in all 16 regular-season games for the third straight season (14 starts)
- ✦ Registered 69 tackles, two tackles for loss, three interceptions and three breakups with five tackles and a forced fumble on special teams
- ✦ Recorded an interception in Week 11 at Carolina, then tied his career-best with nine tackles in Week 12 vs. Tampa Bay
- ✦ Notched his first career multi-interception game, picking off two passes while also forcing a fumble on special teams in Week 14 vs. Carolina

2018 (FALCONS)

- ✦ Played in all 16 regular-season games (15 starts) and registered career-highs in tackles (80), interceptions (seven - tied for the NFL lead) and pass breakups (10), along with a forced fumble on defense while adding two tackles on special teams
- ✦ Tied his career-high with nine tackles in Week 3 vs. New Orleans before starting a string of three consecutive games with an interception - the first of his career coming in Week 4 vs. Cincinnati, followed by one each in Week 5 at Pittsburgh and Week 6 vs. Tampa Bay
- ✦ Had a pick in back-to-back games in Week 9 at Washington and Week 10 at Cleveland then had one more in Week 12 at New Orleans
- ✦ Registered five tackles (four solo) and his seventh interception in Week 17 at Tampa Bay

2017 (FALCONS)

- ✦ Played in all 16 regular-season games (one start), and tallied 18 tackles and a forced fumble while tallying five stops and a forced fumble on special teams
- ✦ Added three special teams stops and a forced fumble in three postseason games played
- ✦ Made his NFL debut in the opener at Chicago and had a tackle, a stop and forced fumble on special teams
- ✦ Made his first career start in Week 4 vs. Buffalo and led the team with a career-best nine tackles along with a forced fumble
- ✦ Notched a five-tackle game in Week 12 vs. Tampa Bay
- ✦ Appeared in his first postseason contest, finishing the Wild Card Game at L.A. Rams with three tackles and a forced fumble on special teams

TRANSACTIONS

- ✦ Signed a two-year contract with Pittsburgh on Mar. 14, 2023
- ✦ Signed a one-year contract with Pittsburgh on May 1, 2022
- ✦ Signed a one-year contract with Dallas on Mar. 26, 2021
- ✦ Signed a four-year contract with Atlanta on May 9, 2017
- ✦ Drafted by the Falcons in the fifth round (149th overall) of the 2017 NFL Draft

PERSONAL

- ✦ Three-time all-CIF athlete who played both sides of the ball at Cajon High in San Bernardino, Calif.
- ✦ Helped the Cowboys to a 9-2 overall record in 2011, including a 6-1 mark in league play
- ✦ Recorded 27 tackles, two interceptions and a forced fumble on defense during his senior year
- ✦ Scouts, Inc. rated him as a three-star recruit and gave him a grade of 75
- ✦ In high school, he lettered in football, basketball and track
- ✦ Full name is Damontae T. Kazee
- ✦ Born June 5, 1993, in San Bernardino, Calif.
- ✦ Son of La-trease and Walter Kazee
- ✦ Has three brothers and two sisters
- ✦ Brother, Walter, was a four-year running back for the Aztecs from 2009-12
- ✦ Graduated with a degree in criminal justice

COLLEGE

- ✦ Played in 53 games (41 starts)
- ✦ Started the final 41 games he played at cornerback for San Diego State and left as the school's all-time interceptions leader (17), while ranking sixth with 30 breakups, tied for sixth with six forced fumbles and seventh with 214 interception yards
- ✦ Became the first player in program history with six-or-more picks in consecutive seasons and was a two-time Mountain West Defensive Player of the Year as a junior and senior (2015-16)
- ✦ Became the first cornerback in Mountain West Conference history to win the defensive player of the year award twice and the fifth player overall, joining Tank Carder (2010-11 at TCU), Jerry Hughes (2008-09 at TCU), Eric Weddle (2005-06 at Utah) and Kirk Morrison (2003-04 at San Diego State)
- ✦ Ended his senior campaign with 65 tackles, three for loss, seven interceptions (one returned for a touchdown), eight breakups and a hurry
- ✦ Picked off a team-high eight passes to go along with 75 tackles, 5.5 for loss, seven breakups and two forced fumbles in 14 starts in 2015
- ✦ As a sophomore, earned All-Conference second-team honors, starting all 13 games and posting 58 tackles while leading the team with 13 breakups to go with an interception, a fumble recovery, four stops for losses and two hurries
- ✦ Notched 41 tackles, four forced fumbles, two breakups, an interception, a sack and a blocked kick as a redshirt freshman
- ✦ Redshirted as a true freshman in 2012

REGULAR SEASON COMPARISON: DEFENSIVE - BALTIMORE RAVENS

DATE	OPP	W/L	GP/GS	TACKLES				ASST	SACK	YDS.	INT	TFL	PD	QBH	TD	MISC		
				TOT	SOLO	S	A									FF	FR	S
12/2/18	ATL vs. BLT	L	S	6	3	3	3	0.0	0.0	0	0	0	0	0	0	0	0	0
12/11/22	PIT vs. BLT	L	S	3	2	1	0	0.0	0.0	0	0	0	0	0	0	0	0	0
1/1/23	PIT @ BLT	W	P	2	0	2	0	0.0	0.0	0	0	0	0	0	0	0	0	0
10/8/23	PIT vs. BLT	W	P	3	1	2	0	0.0	0.0	0	0	0	0	0	0	0	0	1
11/17/24	PIT vs. BLT	W	P	2	0	2	0	0.0	0.0	0	0	0	0	0	0	0	0	0
12/21/24	PIT @ BLT	L	P	7	7	0	0	0.0	0.0	0	0	0	0	0	0	0	0	0
TOTALS		3/3	6/2	23	13	10	0	0.0	0.0	0	0	0	0	0	0	0	0	1

DAMONTAE KAZEE'S NFL REGULAR SEASON DEFENSIVE STATISTICS

DATE	TEAM	GP	GS	TACKLES				SK	YDS	QBH	INTERCEPTIONS				O. FUMB			ST			MISC.							
				TK	S	A	TFL				NO	YDS	LG	TD	PD	FF	FR	TD	YDS	TK	S	A	FF	FR	S	A		
2017	Falcons	16	1	18	10	8	0	0	0.0	0.0	0	0	0	0	0	1	0	0	0	5	4	1	1	0	0	0	0	
2018	Falcons	16	15	80	58	22	1	1	0.0	0.0	0	7	54	33	0	10	1	0	0	0	2	2	0	0	0	0	0	0
2019	Falcons	16	14	69	42	27	2	1	0.0	0.0	0	3	53	22	0	3	0	0	0	0	5	4	1	1	0	0	0	
2020	Falcons	4	4	20	17	3	0	0	0.0	0.0	0	0	0	0	0	1	0	0	0	0	0	0	0	0	0	0	0	0
2021	Cowboys	17	15	51	34	17	0	0	0.0	0.0	0	2	8	8	0	4	2	0	0	0	1	1	0	0	0	0	0	0
2022	Steelers	9	4	19	11	8	0	0	0.0	0.0	0	2	14	12	0	2	0	0	0	0	1	0	1	0	0	0	0	0
2023	Steelers	14	9	61	46	15	0	0	0.0	0.0	0	2	37	30	0	3	0	2	0	1	0	0	0	0	0	0	0	0
2024	Steelers	15	1	31	22	9	0	0	0.0	0.0	0	1	5	5	0	2	0	0	0	0	0	0	0	0	0	0	0	0
NFL TOTALS		107	63	349	240	109	3	2	0.0	0.0	0	17	171	33	0	24	5	2	0	1	14	11	3	2	0	0	0	0

DAMONTAE KAZEE'S NFL POSTSEASON DEFENSIVE STATISTICS

DATE	TEAM	GP	GS	TACKLES				SK	YDS	QBH	INTERCEPTIONS				O. FUMB			ST			MISC.								
				TK	S	A	TFL				NO	YDS	LG	TD	PD	FF	FR	TD	YDS	TK	S	A	FF	FR	S	A			
2017	Falcons	2	0	0	0	0	0	0	0.0	0.0	0	0	0	0	0	0	0	0	0	0	3	3	0	1	0	0	0	0	
2021	Cowboys	1	1	8	3	5	0	0	0.0	0.0	0	0	0	0	0	0	0	0	0	0	0	0	0	0	0	0	0	0	0
2023	Steelers	1	1	2	1	1	0	0	0.0	0.0	0	0	0	0	0	0	0	0	0	0	0	0	0	0	0	0	0	0	0
NFL TOTALS		4	2	10	4	6	0	0	0.0	0.0	0	0	0	0	0	0	0	0	0	0	3	3	0	1	0	0	0	0	

SINGLE-GAME HIGHS: DEFENSIVE

Total Tackles	9 vs. Tampa Bay Buccaneers, Nov 24, 2019 9 vs. New Orleans Saints, Sep 23, 2018 ...1 more at 9.	Interceptions	2 vs. Carolina Panthers, Dec 08, 2019 1 at Denver Broncos, Sep 15, 2024 ...14 more at 1.
Solo Tackles	7 at Baltimore Ravens, Dec 21, 2024 7 at Dallas Cowboys, Sep 20, 2020 ...2 more at 7.	Interception Return Yards	43 vs. Carolina Panthers, Dec 08, 2019 33 at Cleveland Browns, Nov 11, 2018 2 at Philadelphia Eagles, Jan 08, 2022 2 vs. Philadelphia Eagles, Sep 15, 2019 ...1 more at 2.
Passes Defensed	2 vs. Carolina Panthers, Dec 08, 2019 1 at Denver Broncos, Sep 15, 2024 ...20 more at 1.	Special Teams Tackles	1 vs. Carolina Panthers, Dec 08, 2019 1 at Chicago Bears, Sep 10, 2017
Forced Fumbles	1 vs. Washington Football Team, Dec 26, 2021 1 at Tampa Bay Buccaneers, Sep 09, 2021 ...3 more at 1.	Longest Opp Fumble Return	1 vs. Baltimore Ravens, Oct 08, 2023
Fumble Recoveries	1 vs. Cleveland Browns, Sep 18, 2023		
Tackles For Loss	2 vs. Los Angeles Rams, Oct 20, 2019 1 vs. New York Giants, Oct 22, 2018		

SINGLE-GAME HIGHS - POSTSEASON: DEFENSIVE

Total Tackles	9 vs. San Francisco 49ers, Jan 16, 2022 2 at Buffalo Bills, Jan 15, 2024	Special Teams Tackles	3 at Los Angeles Rams, Jan 06, 2018
Solo Tackles	5 vs. San Francisco 49ers, Jan 16, 2022 1 at Buffalo Bills, Jan 15, 2024	Special Teams Forced Fumbles	1 at Los Angeles Rams, Jan 06, 2018

2024 GAME-BY-GAME REGULAR-SEASON STATISTICS (STEELERS)

DATE	OPPONENT	P/S	TACKLES							INTERCEPTIONS				O. FUMB			ST				MISC		W/L	SCORE				
			TK	S	A	SK	YDS	TFL	YDS	QBH	NO	YDS	LG	TD	PD	FF	FR	TD	YDS	TK	S	A			FF	FR	S	A
09/08	at Falcons	P	3	3	0	0	0	0	0	0	0	0	0	0	0	0	0	0	0	0	0	0	0	0	0	W	18-10	
09/15	at Broncos	P	4	3	1	0	0	0	0	0	1	5	5	0	1	0	0	0	0	0	0	0	0	0	0	W	13-6	
09/22	Chargers	P	0	0	0	0	0	0	0	0	0	0	0	0	0	0	0	0	0	0	0	0	0	0	0	W	20-10	
09/29	at Colts	P	0	0	0	0	0	0	0	0	0	0	0	0	0	0	0	0	0	0	0	0	0	0	0	L	24-27	
10/06	Cowboys	P	1	1	0	0	0	0	0	0	0	0	0	0	0	0	0	0	0	0	0	0	0	0	0	L	17-20	
10/13	at Raiders																									W	32-13	
10/20	Jets																									W	37-15	
10/28	Giants	P	1	0	1	0	0	0	0	0	0	0	0	0	0	0	0	0	0	0	0	0	0	0	0	W	26-18	
11/10	at Commanders	P	1	1	0	0	0	0	0	0	0	0	0	0	0	0	0	0	0	0	0	0	0	0	0	W	28-27	
11/17	Ravens	P	2	0	2	0	0	0	0	0	0	0	0	0	0	0	0	0	0	0	0	0	0	0	0	W	18-16	
11/21	at Browns	P	0	0	0	0	0	0	0	0	0	0	0	0	0	0	0	0	0	0	0	0	0	0	0	L	19-24	
12/01	at Bengals	P	3	3	0	0	0	0	0	0	0	0	0	0	0	0	0	0	0	0	0	0	0	0	0	W	44-38	
12/08	Browns	P	1	0	1	0	0	0	0	0	0	0	0	0	1	0	0	0	0	0	0	0	0	0	0	W	27-14	
12/15	at Eagles	S	8	4	4	0	0	0	0	0	0	0	0	0	0	0	0	0	0	0	0	0	0	0	0	L	13-27	
12/21	at Ravens	P	7	7	0	0	0	0	0	0	0	0	0	0	0	0	0	0	0	0	0	0	0	0	0	L	17-34	
12/25	Chiefs	P	0	0	0	0	0	0	0	0	0	0	0	0	0	0	0	0	0	0	0	0	0	0	0	L	10-29	
10/04	Bengals	P	0	0	0	0	0	0	0	0	0	0	0	0	0	0	0	0	0	0	0	0	0	0	0	L	17-19	
2024 TOTALS		15-1	31	22	9	0	0	0	0	0	1	5	5	0	2	0	0	0	0	0	0	0	0	0	0	0	10-7	

2023 GAME-BY-GAME REGULAR-SEASON STATISTICS (STEELERS)

DATE	OPPONENT	P/S	TACKLES							INTERCEPTIONS				O. FUMB			ST				MISC		W/L	SCORE				
			TK	S	A	SK	YDS	TFL	YDS	QBH	NO	YDS	LG	TD	PD	FF	FR	TD	YDS	TK	S	A			FF	FR	S	A
09/10	49ers	P	4	3	1	0	0	0	0	0	0	0	0	0	0	0	0	0	0	0	0	0	0	0	0	L	7-30	
09/18	Browns	S	6	6	0	0	0	0	0	0	0	0	0	0	0	1	0	0	0	0	0	0	0	0	0	W	26-22	
09/24	at Raiders	P	2	2	0	0	0	0	0	0	0	0	0	0	0	0	0	0	0	0	0	0	0	0	0	W	23-18	
10/01	at Texans	P	3	3	0	0	0	0	0	0	0	0	0	0	0	0	0	0	0	0	0	0	0	0	0	L	6-30	
10/08	Ravens	P	3	1	2	0	0	0	0	0	0	0	0	0	0	1	0	1	0	0	0	0	0	0	0	W	17-10	
10/22	at Rams	S	7	4	3	0	0	0	0	0	0	0	0	0	0	0	0	0	0	0	0	0	0	0	0	W	24-17	
10/29	Jaguars	P	5	5	0	0	0	0	0	0	1	7	7	0	1	0	0	0	0	0	0	0	0	0	0	L	10-20	
11/02	Titans	S	4	3	1	0	0	0	0	0	0	0	0	0	0	0	0	0	0	0	0	0	0	0	0	W	20-16	
11/12	Packers	S	5	4	1	0	0	0	0	0	1	30	30	0	1	0	0	0	0	0	0	0	0	0	0	W	23-19	
11/19	at Browns	S	5	3	2	0	0	0	0	0	0	0	0	0	0	0	0	0	0	0	0	0	0	0	0	L	10-13	
11/26	at Bengals	S	5	2	3	0	0	0	0	0	0	0	0	1	0	0	0	0	0	0	0	0	0	0	0	W	16-10	
12/03	Cardinals	S	4	3	1	0	0	0	0	0	0	0	0	0	0	0	0	0	0	0	0	0	0	0	0	L	10-24	
12/07	Patriots	S	3	3	0	0	0	0	0	0	0	0	0	0	0	0	0	0	0	0	0	0	0	0	0	L	18-21	
12/16	at Colts	S	5	4	1	0	0	0	0	0	0	0	0	0	0	0	0	0	0	0	0	0	0	0	0	L	13-30	
12/23	Bengals																									W	34-11	
2023 TOTALS		14-9	61	46	15	0	0	0	0	0	2	37	30	0	3	0	2	0	1	0	0	0	0	0	0	0	8-7	

2022 GAME-BY-GAME REGULAR-SEASON STATISTICS (STEELERS)

DATE	OPPONENT	P/S	TACKLES							INTERCEPTIONS				O. FUMB				ST				MISC		W/L	SCORE			
			TK	S	A	SK	YDS	TFL	YDS	QBH	NO	YDS	LG	TD	PD	FF	FR	TD	YDS	TK	S	A	FF			FR	S	A
09/11	at Bengals																									W	23-20+	
09/18	Patriots																										L	14-17
09/22	at Browns																										L	17-29
10/02	Jets																										L	20-24
10/09	at Bills																										L	3-38
10/16	Buccaneers																										W	20-18
10/23	at Dolphins																										L	10-16
10/30	at Eagles																										L	13-35
11/13	Saints																										W	20-10
11/20	Bengals	P	1	0	1	0.0	0.0	0	0	0	0	0	0	0	0	0	0	0	0	0	0	0	0	0	0	0	L	30-37
11/28	at Colts	P	1	1	0	0.0	0.0	0	0	0	0	0	0	0	0	0	0	0	0	0	0	0	0	0	0	0	W	24-17
12/04	at Falcons	S	1	1	0	0.0	0.0	0	0	0	0	0	0	0	0	0	0	0	0	0	0	0	0	0	0	0	W	19-16
12/11	Ravens	S	3	2	1	0.0	0.0	0	0	0	0	0	0	0	0	0	0	0	0	0	0	0	0	0	0	0	L	14-16
12/18	at Panthers	P	1	0	1	0.0	0.0	0	0	0	0	0	0	0	0	0	0	0	0	0	0	0	0	0	0	0	W	24-16
12/24	Raiders	S	4	4	0	0.0	0.0	0	0	0	0	0	0	0	0	0	0	0	0	0	0	0	0	0	0	0	W	13-10
01/01	at Ravens	P	2	0	2	0.0	0.0	0	0	0	0	0	0	0	0	0	0	0	0	0	0	0	0	0	0	0	W	16-13
01/08	Browns	P	2	0	2	0.0	0.0	0	0	0	0	1	12	12	0	1	0	0	0	0	0	0	0	0	0	0	W	28-14
2022 TOTALS		8-3	15	8	7	0.0	0.0	0	0	0	0	1	12	12	0	1	0	0	0	0	0	0	0	0	0	0	9-8	

+ - Overtime

2021 GAME-BY-GAME REGULAR-SEASON STATISTICS (COWBOYS)

DATE	OPPONENT	P/S	TACKLES							INTERCEPTIONS				O. FUMB				ST				MISC		W/L	SCORE			
			TK	S	A	SK	YDS	TFL	YDS	QBH	NO	YDS	LG	TD	PD	FF	FR	TD	YDS	TK	S	A	FF			FR	S	A
09/09	at Buccaneers	S	2	2	0	0.0	0.0	0	0	0	0	0	0	0	1	1	0	0	0	0	0	0	0	0	0	0	L	29-31
09/19	at Chargers	S	2	1	1	0.0	0.0	0	0	0	1	0	0	0	0	0	0	0	0	0	0	0	0	0	0	0	W	20-17
09/27	Eagles	S	3	1	2	0.0	0.0	0	0	0	0	0	0	0	1	0	0	0	0	0	0	0	0	0	0	0	W	41-21
10/03	Panthers	S	4	3	1	0.0	0.0	0	0	0	0	0	0	0	0	0	0	0	0	0	0	0	0	0	0	0	W	36-28
10/10	Giants	S	3	3	0	0.0	0.0	0	0	0	0	0	0	0	0	0	0	0	0	0	0	0	0	0	0	0	W	44-20
10/17	at Patriots	S	3	3	0	0.0	0.0	0	0	0	0	0	0	0	0	0	0	0	0	0	0	0	0	0	0	0	W	35-29+
10/31	at Vikings	S	2	2	0	0.0	0.0	0	0	0	0	0	0	0	0	0	0	0	0	0	0	0	0	0	0	0	W	20-16
11/07	Broncos	S	1	0	1	0.0	0.0	0	0	0	0	0	0	0	0	0	0	0	0	0	0	0	0	0	0	0	L	16-30
11/14	Falcons	P	2	2	0	0.0	0.0	0	0	0	0	0	0	0	0	0	0	0	0	0	0	0	0	0	0	0	W	43-3
11/21	at Chiefs	P	1	1	0	0.0	0.0	0	0	0	0	0	0	0	0	0	0	0	0	0	0	0	0	0	0	0	L	9-19
11/25	Raiders	S	4	3	1	0.0	0.0	0	0	0	0	0	0	0	0	0	0	0	0	0	0	0	0	0	0	0	L	33-36+
12/02	at Saints	S	2	1	1	0.0	0.0	0	0	0	0	1	8	8	0	1	0	0	0	0	0	0	0	0	0	0	W	27-17
12/12	at Football Team	S	3	2	1	0.0	0.0	0	0	0	0	0	0	0	0	0	0	0	0	0	0	0	0	0	0	0	W	27-20
12/19	at Giants	S	7	3	4	0.0	0.0	0	0	0	0	0	0	0	0	0	0	0	0	0	0	0	0	0	0	0	W	21-6
12/26	Football Team	S	5	3	2	0.0	0.0	0	0	0	0	0	0	0	0	1	0	0	0	0	0	0	0	0	0	0	W	56-14
01/02	Cardinals	S	1	0	1	0.0	0.0	0	0	0	0	0	0	0	0	0	0	0	0	0	0	0	0	0	0	0	L	22-25
01/08	at Eagles	S	6	4	2	0.0	0.0	0	0	0	0	0	0	0	0	0	0	0	0	0	0	0	0	0	0	0	W	51-26
2021 TOTALS		17-15	51	34	17	0.0	0.0	0	0	0	0	2	8	8	0	4	2	0	0	0	0	0	0	0	0	0	12-5	

+ - Overtime

2020 GAME-BY-GAME REGULAR-SEASON STATISTICS (FALCONS)

DATE	OPPONENT	P/S	TACKLES							INTERCEPTIONS				O. FUMB				ST				MISC		W/L	SCORE			
			TK	S	A	SK	YDS	TFL	YDS	QBH	NO	YDS	LG	TD	PD	FF	FR	TD	YDS	TK	S	A	FF			FR	S	A
09/13	Seahawks	S	4	4	0	0.0	0.0	0	0	0	0	0	0	0	0	0	0	0	0	0	0	0	0	0	0	0	L	25-38
09/20	at Cowboys	S	8	7	1	0.0	0.0	0	0	0	0	0	0	0	0	0	0	0	0	0	0	0	0	0	0	0	L	39-40
09/27	Bears	S	3	3	0	0.0	0.0	0	0	0	0	0	0	0	0	1	0	0	0	0	0	0	0	0	0	0	L	26-30
10/05	at Packers	S	5	3	2	0.0	0.0	0	0	0	0	0	0	0	0	0	0	0	0	0	0	0	0	0	0	0	L	16-30
10/11	Panthers																										L	16-23
10/18	at Vikings																										W	40-23
10/25	Lions																										L	22-23
10/29	at Panthers																										W	25-17
11/08	Broncos																										W	34-27
11/22	at Saints																										L	9-24
11/29	Raiders																										W	43-6
12/06	Saints																										L	16-21
12/13	at Chargers																										L	17-20
12/20	Buccaneers																										L	27-31
12/27	at Chiefs																										L	14-17
01/03	at Buccaneers																										L	27-44
2020 TOTALS		4-4	20	17	3	0.0	0.0	0	0	0	0	0	0	0	0	1	0	0	0	0	0	0	0	0	0	0	4-12	

2019 GAME-BY-GAME REGULAR-SEASON STATISTICS (FALCONS)

DATE	OPPONENT	P/S	TACKLES							INTERCEPTIONS				O. FUMB			ST			MISC		W/L	SCORE				
			TK	S	A	SK	YDS	TFL	YDS	QBH	NO	YDS	LG	TD	PD	FF	FR	TD	YDS	TK	S			A	FF	FR	S
09/08	at Vikings	P	1	1	0	0.0	0.0	0	0	0	0	0	0	0	0	0	0	0	0	0	0	0	0	0	0	L	12-28
09/15	Eagles	S	6	3	3	0.0	0.0	0	0	0	0	0	0	0	0	0	0	0	2	1	1	0	0	0	0	W	24-20
09/22	at Colts	S	6	4	2	0.0	0.0	0	0	0	0	0	0	0	0	0	0	0	0	0	0	0	0	0	0	L	24-27
09/29	Titans	S	1	1	0	0.0	0.0	0	0	0	0	0	0	0	0	0	0	0	0	0	0	0	0	0	0	L	10-24
10/06	at Texans	S	2	0	2	0.0	0.0	0	0	0	0	0	0	0	0	0	0	0	0	0	0	0	0	0	0	L	32-53
10/13	at Cardinals	S	4	2	2	0.0	0.0	0	0	0	0	0	0	0	0	0	0	0	0	0	0	0	0	0	0	L	33-34
10/20	Rams	S	8	6	2	0.0	0.0	2	1	0	0	0	0	0	0	0	0	0	0	0	0	0	0	0	0	L	10-37
10/27	Seahawks	S	5	5	0	0.0	0.0	0	0	0	0	0	0	0	0	0	0	0	1	1	0	0	0	0	0	L	20-27
11/10	at Saints	P	5	2	3	0.0	0.0	0	0	0	0	0	0	0	0	0	0	0	1	1	0	0	0	0	0	W	26-9
11/17	at Panthers	S	3	3	0	0.0	0.0	0	0	1	10	10	1	0	0	0	0	0	0	0	0	0	0	0	0	W	29-3
11/24	Buccaneers	S	9	2	7	0.0	0.0	0	0	0	0	0	0	0	0	0	0	0	0	0	0	0	0	0	0	L	22-35
11/28	Saints	S	4	3	1	0.0	0.0	0	0	0	0	0	0	0	0	0	0	0	0	0	0	0	0	0	0	L	18-26
12/08	Panthers	S	2	1	1	0.0	0.0	0	0	2	43	22	2	0	0	0	0	0	1	1	0	1	0	0	0	W	40-20
12/15	at 49ers	S	7	4	3	0.0	0.0	0	0	0	0	0	0	0	0	0	0	0	0	0	0	0	0	0	0	W	29-22
12/22	Jaguars	S	1	1	0	0.0	0.0	0	0	0	0	0	0	0	0	0	0	0	0	0	0	0	0	0	0	W	24-12
12/29	at Buccaneers	S	5	4	1	0.0	0.0	0	0	0	0	0	0	0	0	0	0	0	0	0	0	0	0	0	0	W	28-22+
2019 TOTALS			16-14	69	42	27	0.0	0.0	2	1	0	3	53	22	0	3	0	0	0	0	5	4	1	1	0	0	7-9

+ - Overtime

2018 GAME-BY-GAME REGULAR-SEASON STATISTICS (FALCONS)

DATE	OPPONENT	P/S	TACKLES							INTERCEPTIONS				O. FUMB			ST			MISC		W/L	SCORE				
			TK	S	A	SK	YDS	TFL	YDS	QBH	NO	YDS	LG	TD	PD	FF	FR	TD	YDS	TK	S			A	FF	FR	S
09/06	at Eagles	P	2	2	0	0.0	0.0	0	0	0	0	0	0	0	1	0	0	0	0	1	1	0	0	0	0	L	12-18
09/16	Panthers	S	3	3	0	0.0	0.0	0	0	0	0	0	0	0	0	0	0	0	0	0	0	0	0	0	0	W	31-24
09/23	Saints	S	9	7	2	0.0	0.0	0	0	0	0	0	0	0	0	0	0	0	1	1	0	0	0	0	0	L	37-43+
09/30	Bengals	S	7	7	0	0.0	0.0	0	0	0	1	23	23	0	1	0	0	0	0	0	0	0	0	0	0	L	36-37
10/07	at Steelers	S	6	5	1	0.0	0.0	0	0	0	1	0	0	0	1	1	0	0	0	0	0	0	0	0	0	L	17-41
10/14	Buccaneers	S	4	3	1	0.0	0.0	0	0	0	1	-4	-4	0	1	0	0	0	0	0	0	0	0	0	0	W	34-29
10/22	Giants	S	5	3	2	0.0	0.0	1	1	0	0	0	0	0	1	0	0	0	0	0	0	0	0	0	0	W	23-20
11/04	at Redskins	S	5	3	2	0.0	0.0	0	0	0	1	0	0	0	1	0	0	0	0	0	0	0	0	0	0	W	38-14
11/11	at Browns	S	3	1	2	0.0	0.0	0	0	1	33	33	0	1	0	0	0	0	0	0	0	0	0	0	0	L	16-28
11/18	Cowboys	S	5	2	3	0.0	0.0	0	0	0	0	0	0	0	0	0	0	0	0	0	0	0	0	0	0	L	19-22
11/22	at Saints	S	5	4	1	0.0	0.0	0	0	0	1	0	0	0	1	0	0	0	0	0	0	0	0	0	0	L	17-31
12/02	Ravens	S	6	3	3	0.0	0.0	0	0	0	0	0	0	0	0	0	0	0	0	0	0	0	0	0	0	L	16-26
12/09	at Packers	S	5	4	1	0.0	0.0	0	0	0	0	0	0	0	0	0	0	0	0	0	0	0	0	0	0	L	20-34
12/16	Cardinals	S	6	4	2	0.0	0.0	0	0	0	0	0	0	0	0	0	0	0	0	0	0	0	0	0	0	W	40-14
12/23	at Panthers	S	4	3	1	0.0	0.0	0	0	0	0	0	0	0	1	0	0	0	0	0	0	0	0	0	0	W	24-10
12/30	at Buccaneers	S	5	4	1	0.0	0.0	0	0	0	1	2	2	0	1	0	0	0	0	0	0	0	0	0	0	W	34-32
2018 TOTALS			16-15	80	58	22	0.0	0.0	1	1	0	7	54	33	0	10	1	0	0	0	2	2	0	0	0	0	7-9

+ - Overtime

2017 GAME-BY-GAME REGULAR-SEASON STATISTICS (FALCONS)

DATE	OPPONENT	P/S	TACKLES							INTERCEPTIONS				O. FUMB			ST			MISC		W/L	SCORE				
			TK	S	A	SK	YDS	TFL	YDS	QBH	NO	YDS	LG	TD	PD	FF	FR	TD	YDS	TK	S			A	FF	FR	S
09/10	at Bears	P	1	1	0	0.0	0.0	0	0	0	0	0	0	0	0	0	0	0	0	1	1	0	0	0	0	W	23-17
09/17	Packers	P	0	0	0	0.0	0.0	0	0	0	0	0	0	0	0	0	0	0	0	0	0	0	0	0	0	W	34-23
09/24	at Lions	P	0	0	0	0.0	0.0	0	0	0	0	0	0	0	0	0	0	0	0	0	0	0	0	0	0	W	30-26
10/01	Bills	S	9	4	5	0.0	0.0	0	0	0	0	0	0	0	0	1	0	0	0	0	0	0	0	0	0	L	17-23
10/15	Dolphins	P	0	0	0	0.0	0.0	0	0	0	0	0	0	0	0	0	0	0	0	0	0	0	0	0	0	L	17-20
10/22	at Patriots	P	0	0	0	0.0	0.0	0	0	0	0	0	0	0	0	0	0	0	0	0	0	0	0	0	0	L	7-23
10/29	at Jets	P	0	0	0	0.0	0.0	0	0	0	0	0	0	0	0	0	0	0	0	0	0	0	0	0	0	W	25-20
11/05	at Panthers	P	0	0	0	0.0	0.0	0	0	0	0	0	0	0	0	0	0	0	0	0	0	0	0	0	0	L	17-20
11/12	Cowboys	P	0	0	0	0.0	0.0	0	0	0	0	0	0	0	0	0	0	0	0	0	0	0	0	0	0	W	27-7
11/20	at Seahawks	P	1	1	0	0.0	0.0	0	0	0	0	0	0	0	0	0	0	0	0	1	1	0	0	0	0	W	34-31
11/26	Buccaneers	P	5	3	2	0.0	0.0	0	0	0	0	0	0	0	0	0	0	0	0	0	0	0	0	0	0	W	34-20
12/03	Vikings	P	2	1	1	0.0	0.0	0	0	0	0	0	0	0	0	0	0	0	0	0	0	0	0	0	0	L	9-14
12/07	Saints	P	0	0	0	0.0	0.0	0	0	0	0	0	0	0	0	0	0	0	0	2	1	1	0	0	0	W	20-17
12/18	at Buccaneers	P	0	0	0	0.0	0.0	0	0	0	0	0	0	0	0	0	0	0	1	1	1	0	0	0	0	W	24-21
12/24	at Saints	P	0	0	0	0.0	0.0	0	0	0	0	0	0	0	0	0	0	0	0	0	0	0	0	0	0	L	13-23
12/31	Panthers	P	0	0	0	0.0	0.0	0	0	0	0	0	0	0	0	0	0	0	0	0	0	0	0	0	0	W	22-10
2017 TOTALS			16-11	18	10	8	0.0	0.0	0	0	0	0	0	0	0	1	0	0	0	5	4	1	1	0	0	0	10-6

2023 GAME-BY-GAME POSTSEASON STATISTICS (STEELERS)

DATE	OPPONENT	P/S	TACKLES							INTERCEPTIONS				O. FUMB			ST			MISC		W/L	SCORE				
			TK	S	A	SK	YDS	TFL	YDS	QBH	NO	YDS	LG	TD	PD	FF	FR	TD	YDS	TK	S			A	FF	FR	S
01/15	at Bills	S	2	1	1	0.0	0.0	0	0	0	0	0	0	0	0	0	0	0	0	0	0	0	0	0	0	L	17-31
2023 TOTALS			1-1	2	1	1	0.0	0.0	0	0	0	0	0	0	0	0	0	0	0	0	0	0	0	0	0	0	0-1



MILES ^s
KILLEBREW

HEIGHT: 6-2
WEIGHT: 222
COLLEGE: Southern Utah
BORN: May 10, 1993

HOW ACQUIRED: FA '22
NFL EXPERIENCE: 9th year
BIRTHPLACE: Henderson, NV



PRO CAREER

- ✦ Has played in 129 games (five starts) over his eight-year NFL career (Detroit 2016-20; Steelers 2021-23)
- ✦ 2023 Pro Bowler
- ✦ 2023 Associated Press First Team All-Pro
- ✦ 2023 Pro Football Writers of America (PFWA) All-NFL team
- ✦ Steelers two-time special teams captain (2022-23)
- ✦ Has registered 75 tackles (60 solo), six passes defended, two interceptions, three tackles for loss, two quarterback hits, one forced fumble and one interception return for TD
- ✦ Since entering the NFL in 2016, Killebrew has 73 tackles on special teams, which is the fifth-most in the League in that span
- ✦ Since entering the NFL in 2016, Killebrew has 59 solo tackles on special teams, which is the fourth-most in the League in that span
- ✦ Since entering the NFL in 2016, Killebrew has blocked four punts on special teams, which is tied for the most in the League in that span
- ✦ Since entering the NFL in 2016, Killebrew has logged 2,542 snaps on special teams, which is the second-most in the League in that span
- ✦ Ranked tied for second in the NFL with 13 solo special teams' tackles in 2019, while his 15 total special teams' tackles ranked fourth
- ✦ Since signing with the Steelers in 2021, his three blocked punts are tied for the most by any team in the League, let alone individual player
- ✦ Leads the NFL with three punts blocked since the start of the 2021 season
- ✦ His four career blocked punts are tied for the most by any active player in the League
- ✦ His 15 special teams' tackles in 2019 were a career-high and the most by a Lion since DB Don Carey had 16 in 2015
- ✦ Recorded his first-career interception for a touchdown and notched three tackles in Week 1 of 2017 vs. Arizona
- ✦ Appeared in all 16 games his rookie season in 2016 and recorded his first career interception against Saints QB Drew Brees in Week 13 at New Orleans
- ✦ Highest draft pick in Southern Utah history
- ✦ Made NFL debut in Week 1 of 2016 (at Indianapolis)
- ✦ Made NFL starting debut in Week 3 of 2017 (vs. Atlanta)

2023 (STEELERS)

- ✦ Played in all 17 regular-season games primarily on special teams, recording 13 tackles (11 solo)
- ✦ Was named a 2023 team captain for his role on special teams
- ✦ Started at safety in Week 12 at Cincinnati
- ✦ His 13 tackles on special teams were tied for the second-most in the NFL
- ✦ His 11 solo tackles on special teams were tied for the most in the NFL

2022 (STEELERS)

- ✦ Played in all 17 regular-season games (no starts) primarily on special teams, recording four tackles
- ✦ Was named a 2022 team captain for his role on special teams

2021 (STEELERS)

- ✦ Playing in all 17 regular-season games
- ✦ Recorded the second blocked punt of his career in Week 1 at Buffalo - the punt was recovered and returned by LB Ulysees Gilbert for a Steelers touchdown
- ✦ Recorded the third blocked punt of his career in Week 11 at L.A. Chargers, which led to a Steelers touchdown
- ✦ The first player in Steelers to block multiple punts in the same season since 1960

2020 (LIONS)

- ✦ Appeared in 15 regular-season games
- ✦ Recorded 12 tackles on special teams
- ✦ Recorded two special teams tackles in Week 4 at New Orleans
- ✦ Blocked a punt for the first time in his career, which lead to a Detroit TD, in Week 8 vs. Indianapolis

2019 (LIONS)

- ✦ Appeared in 15 regular-season games (one start)
- ✦ Accumulated a career-high 15 total special teams' tackles, marking the most by a Lions player since 2015 (DB Don Carey, 16)
- ✦ Saw action on special teams, recording two special teams tackles in Week 1 at Arizona
- ✦ Saw action on defense for an injured S Tavon Wilson, recording two solo tackles in Week 8 vs. the N.Y. Giants
- ✦ Played his most defensive snaps of the season (57) and recorded a season-best three solo tackles in Week 17 vs. Green Bay

2018 (LIONS)

- ✦ Played in all 16 regular-season games
- ✦ Recorded one special teams' tackle against the New England Patriots in Week 3
- ✦ Posted two special teams' tackles, tying a career-best, against the Rams in Week 13

2017 (LIONS)

- ✦ Played in 16 regular-season games (three starts)
- ✦ Recorded three tackles and first career interception for a TD in Week 1 against Arizona
- ✦ Appeared in Week 2 at N.Y. Giants and registered three tackles and a pass defended
- ✦ Recorded first career start in Week 3 against Atlanta and tied for a game-high eight tackles
- ✦ Totaled three tackles and tied a career-high with two passes defended in Week 4 at Minnesota
- ✦ Totaled two tackles and a forced fumble in Week 6 at New Orleans
- ✦ Totaled two tackles in Week 8 against Pittsburgh
- ✦ Recorded a tackle on defense and special teams in Week 9 at Green Bay
- ✦ Recorded two tackles, one quarterback hit, and one tackle on special teams in Week 12 against Minnesota
- ✦ Totaled three tackles in Week 13 at Baltimore

2016 (LIONS)

- ✦ Played in all 16 regular-season games
- ✦ Made his NFL debut by contributing on special teams in Week 1 at Indianapolis
- ✦ Played 17 snaps on special teams in Week 3 at Green Bay
- ✦ Recorded his first NFL tackle in Week 4 at Chicago
- ✦ Played 19 snaps on special teams and six on defense in Week 6 vs. Los Angeles
- ✦ Contributed on both defense and special teams, recording one tackle in Week 7 vs. Washington
- ✦ Continued to make his presence known on special teams in Week 9 at Minnesota, tallying two tackles against the Vikings return men
- ✦ Totaled a career-high five tackles (four solo) in Week 11 vs. Jacksonville
- ✦ All over the field in Week 12 vs. Minnesota, contributing four solo tackles on defense and one on special teams
- ✦ Two of his four solo tackles came on crucial third-down stops in the second half of Detroit's 16-13 win over the visiting Vikings
- ✦ Picked off Saints QB Drew Brees late in the fourth quarter of Week 13 at New Orleans for his first career interception that secured Detroit's eighth victory of 2016
- ✦ Added two solo tackles on defense and one on special teams
- ✦ Registered four total tackles (three solo) in Week 17 vs. Green Bay

TRANSACTIONS

- ✦ Signed a two-year contract with Pittsburgh on Mar. 11, 2022
- ✦ Signed a one-year contract with Pittsburgh on Mar. 20, 2021
- ✦ Signed a one-year contract with Detroit on Mar. 20, 2020
- ✦ Signed a four-year contract with the Lions on May 6, 2016
- ✦ Drafted by Detroit in the fourth round (111th overall) of the 2016 NFL Draft

PERSONAL

- ✦ Played running back and wide receiver at Foothill H.S. (Henderson, N.V.)
- ✦ Carried the ball 86 times for 392 yards and five TDs
- ✦ Had three receiving TDs
- ✦ Tallied 77 tackles with three sacks and six interceptions while playing as a defensive back
- ✦ Earned all-state and all-city honors and won defensive MVP
- ✦ Two-time first-team all-league and academic all-state honoree
- ✦ Nevada African-American student union Top-One Percenter
- ✦ In the 2018 offseason, Killebrew went back to Utah to light the torch at the opening ceremony of the Utah Summer Games
- ✦ Serves on the advisory board for Playworks Michigan
- ✦ He and wife, Kaila, welcomed their first child in 2020, a girl named Stormi

COLLEGE

- ✦ Finished his Southern Utah career with 356 tackles (210 solo), 6.5 tackles for loss, four forced fumbles, three fumble recoveries, three interceptions, seven pass defenses and two defensive touchdowns
- ✦ Named All-Big Sky Honorable Mention twice (2012, 2013), All-Big Sky Second Team once (2014) and All-Big Sky First Team once (2015)
- ✦ Named team captain as a senior in 2015 and led the team with 132 tackles (74 solo)
- ✦ Played in all 12 games in 2014 and finished second on the team with 101 tackles (62 solo) and recorded two tackles for loss, four forced fumbles and three interceptions
- ✦ Notched a season-high 15 tackles and returned an interception 105 yards for a TD against Nevada
- ✦ In 2013 totaled 54 tackles (32 solo), 4.5 tackles for loss, two pass defenses and two fumble recoveries, including an 89-yard return for a TD – the second longest fumble return in school history

REGULAR SEASON COMPARISON: DEFENSIVE - BALTIMORE RAVENS

DATE	OPP	W/L	GP/GS	TACKLES				SACK	YDS.	INT	TFL	PD	QBH	TD	MISC	
				TOT	SOLO	ASST	FF								FR	
12/3/17	DET @ BLT	L	P	3	1	2	0.0	0.0	0	0	0	0	0	0	0	0
12/5/21	PIT vs. BLT	W	P	0	0	0	0.0	0.0	0	0	0	0	0	0	0	0
1/9/22	PIT @ BLT	W	P	2	1	1	0.0	0.0	0	0	0	0	0	0	0	0
12/11/22	PIT vs. BLT	L	P	0	0	0	0.0	0.0	0	0	0	0	0	0	0	0
1/1/23	PIT @ BLT	W	P	0	0	0	0.0	0.0	0	0	0	0	0	0	0	0
10/8/23	PIT vs. BLT	W	P	0	0	0	0.0	0.0	0	0	0	0	0	0	0	0
1/6/24	PIT @ BLT	W	P	4	3	1	0.0	0.0	0	0	0	1	0	0	0	0
11/17/24	PIT vs. BLT	W	P	0	0	0	0.0	0.0	0	0	0	0	0	0	0	0
12/21/24	PIT @ BLT	L	P	0	0	0	0.0	0.0	0	0	0	0	0	0	0	0
TOTALS		6/3	9/0	9	5	4	0.0	0.0	0	0	0	1	0	0	0	0

MILES KILLEBREW'S NFL REGULAR SEASON DEFENSIVE STATISTICS

DATE	TEAM	GP	GS	TACKLES					INTERCEPTIONS					O. FUMB			ST			MISC						
				TK	S	A	TFL	YDS	SK	YDS	QBH	NO	YDS	LG	TD	PD	FF	FR	TD	YDS	TK	S	A	FF	FR	S
2016	Lions	16	0	20	15	5	0	0	0.0	0.0	0	1	7	7	0	1	0	0	0	8	8	0	0	0	0	0
2017	Lions	16	3	31	25	6	1	4	0.0	0.0	1	1	35	35t	1	5	1	0	0	7	7	0	0	0	0	0
2018	Lions	16	0	0	0	0	0	0	0.0	0.0	0	0	35	35t	0	0	0	0	0	7	5	2	0	0	0	0
2019	Lions	15	1	5	5	0	0	0	0.0	0.0	0	0	0	0	0	0	0	0	0	15	13	2	0	0	0	0
2020	Lions	15	0	0	0	0	0	0	0.0	0.0	0	0	0	0	0	0	0	0	12	10	2	0	0	0	0	
2021	Steelers	17	0	6	5	1	1	0	0.0	0.0	0	0	0	0	0	0	0	0	7	4	3	0	0	0	0	
2022	Steelers	17	0	0	0	0	0	0	0.0	0.0	0	0	0	0	0	0	0	0	4	1	3	0	0	0	0	
2023	Steelers	17	1	13	10	3	1	1	0.0	0.0	1	0	0	0	0	0	0	0	13	11	2	0	0	0	0	
2024	Steelers	17	0	0	0	0	0	0	0.0	0.0	0	0	0	0	0	0	0	0	13	8	5	0	0	0	0	
NFL TOTALS		146	5	75	60	15	3	5	0.0	0.0	2	2	42	35T	1	6	1	0	0	86	67	19	0	0	0	0

MILES KILLEBREW'S NFL POSTSEASON DEFENSIVE STATISTICS

DATE	TEAM	GP	GS	TACKLES					INTERCEPTIONS					O. FUMB			ST			MISC						
				TK	S	A	TFL	YDS	SK	YDS	QBH	NO	YDS	LG	TD	PD	FF	FR	TD	YDS	TK	S	A	FF	FR	S
2016	Lions	1	0	1	1	0	0	0	0.0	0.0	0	0	0	0	0	0	0	0	0	0	0	0	0	0	0	0
2021	Steelers	1	0	1	0	1	0	0	0.0	0.0	0	0	0	0	0	0	0	0	2	1	1	0	0	0	0	0
2023	Steelers	1	0	0	0	0	0	0	0.0	0.0	0	0	0	0	0	0	0	0	0	0	0	0	0	0	0	0
NFL TOTALS		3	0	2	1	1	0	0	0.0	0.0	0	0	0	0	0	0	0	0	2	1	1	0	0	0	0	0

SINGLE-GAME HIGHS: DEFENSIVE

Total Tackles	8 vs. Atlanta Falcons, Sep 24, 2017	Interceptions	1 vs. Arizona Cardinals, Sep 10, 2017
	5 vs. Jacksonville Jaguars, Nov 20, 2016		1 at New Orleans Saints, Dec 04, 2016
Solo Tackles	7 vs. Atlanta Falcons, Sep 24, 2017	Interception Return Yards	35 vs. Arizona Cardinals, Sep 10, 2017
	4 vs. Minnesota Vikings, Nov 24, 2016		7 at New Orleans Saints, Dec 04, 2016
	...1 more at 4.	Safeties	1 vs. Baltimore Ravens, Oct 08, 2023
Passes Defensed	2 at Minnesota Vikings, Oct 01, 2017	Special Teams Tackles	3 at Cincinnati Bengals, Dec 01, 2024
	2 vs. Arizona Cardinals, Sep 10, 2017		2 at Philadelphia Eagles, Dec 15, 2024
Forced Fumbles	1 at New Orleans Saints, Oct 15, 2017		...17 more at 2.
Tackles For Loss	1 vs. Jacksonville Jaguars, Oct 29, 2023		
	1 at Minnesota Vikings, Dec 09, 2021		
	...1 more at 1.		

SINGLE-GAME HIGHS - POSTSEASON: DEFENSIVE

Total Tackles	1 at Kansas City Chiefs, Jan 16, 2022	Special Teams Tackles	2 at Kansas City Chiefs, Jan 16, 2022
	1 at Seattle Seahawks, Jan 07, 2017		
Solo Tackles	1 at Seattle Seahawks, Jan 07, 2017		

2024 GAME-BY-GAME REGULAR-SEASON STATISTICS (STEELERS)

DATE	OPPONENT	P/S	TACKLES					INTERCEPTIONS					O. FUMB			ST			MISC		W/L	SCORE					
			TK	S	A	SK	YDS	TFL	YDS	QBH	NO	YDS	LG	TD	PD	FF	FR	TD	YDS	TK			S	A	FF	FR	S
09/08	at Falcons	P	0	0	0	0.0	0.0	0	0	0	0	0	0	0	0	0	0	0	0	0	0	0	0	0	0	W	18-10
09/15	at Broncos	P	0	0	0	0.0	0.0	0	0	0	0	0	0	0	0	0	0	0	0	0	0	0	0	0	0	W	13-6
09/22	Chargers	P	0	0	0	0.0	0.0	0	0	0	0	0	0	0	0	0	0	0	1	0	1	0	0	0	0	W	20-10
09/29	at Colts	P	0	0	0	0.0	0.0	0	0	0	0	0	0	0	0	0	0	0	0	0	0	0	0	0	0	L	24-27
10/06	Cowboys	P	0	0	0	0.0	0.0	0	0	0	0	0	0	0	0	0	0	0	0	0	0	0	0	0	0	L	17-20
10/13	at Raiders	P	0	0	0	0.0	0.0	0	0	0	0	0	0	0	0	0	0	0	1	1	0	0	0	0	0	W	32-13
10/20	Jets	P	0	0	0	0.0	0.0	0	0	0	0	0	0	0	0	0	0	0	0	0	0	0	0	0	0	W	37-15
10/28	Giants	P	0	0	0	0.0	0.0	0	0	0	0	0	0	0	0	0	0	0	1	0	1	0	0	0	0	W	26-18
11/10	at Commanders	P	0	0	0	0.0	0.0	0	0	0	0	0	0	0	0	0	0	0	1	1	0	0	0	0	0	W	28-27
11/17	Ravens	P	0	0	0	0.0	0.0	0	0	0	0	0	0	0	0	0	0	0	0	0	0	0	0	0	0	W	18-16
11/21	at Browns	P	0	0	0	0.0	0.0	0	0	0	0	0	0	0	0	0	0	0	1	0	1	0	0	0	0	L	19-24
12/01	at Bengals	P	0	0	0	0.0	0.0	0	0	0	0	0	0	0	0	0	0	0	3	3	0	0	0	0	0	W	44-38
12/08	Browns	P	0	0	0	0.0	0.0	0	0	0	0	0	0	0	0	0	0	0	1	0	1	0	0	0	0	W	27-14
12/15	at Eagles	P	0	0	0	0.0	0.0	0	0	0	0	0	0	0	0	0	0	0	2	1	1	0	0	0	0	L	13-27
12/21	at Ravens	P	0	0	0	0.0	0.0	0	0	0	0	0	0	0	0	0	0	0	0	0	0	0	0	0	0	L	17-34
12/25	Chiefs	P	0	0	0	0.0	0.0	0	0	0	0	0	0	0	0	0	0	0	1	1	0	0	0	0	0	L	10-29
01/04	Bengals	P	0	0	0	0.0	0.0	0	0	0	0	0	0	0	0	0	0	0	1	1	0	0	0	0	0	L	17-19
2024 TOTALS		17-0	0	0	0	0.0	0.0	0	0	0	0	0	0	0	0	0	0	0	13	8	5	0	0	0	0	10-7	

2023 GAME-BY-GAME REGULAR-SEASON STATISTICS (STEELERS)

DATE	OPPONENT	P/S	TACKLES							INTERCEPTIONS					O. FUMB			ST				MISC		W/L	SCORE		
			TK	S	A	SK	YDS	TFL	YDS	QBH	NO	YDS	LG	TD	PD	FF	FR	TD	YDS	TK	S	A	FF			FR	S
09/10	49ers	P	0	0	0	0.0	0.0	0	0	0	0	0	0	0	0	0	0	0	2	1	1	0	0	0	0	L	7-30
09/18	Browns	P	0	0	0	0.0	0.0	0	0	0	0	0	0	0	0	0	0	0	0	0	0	0	0	0	0	W	26-22
09/24	at Raiders	P	0	0	0	0.0	0.0	0	0	0	0	0	0	0	0	0	0	0	2	2	0	0	0	0	0	W	23-18
10/01	at Texans	P	0	0	0	0.0	0.0	0	0	0	0	0	0	0	0	0	0	0	1	1	0	0	0	0	0	L	6-30
10/08	Ravens	P	0	0	0	0.0	0.0	0	0	0	0	0	0	0	0	0	0	0	1	1	0	0	0	0	0	W	17-10
10/22	at Rams	P	0	0	0	0.0	0.0	0	0	0	0	0	0	0	0	0	0	0	0	0	0	0	0	0	0	W	24-17
10/29	Jaguars	P	2	2	0	0.0	0.0	1	1	0	0	0	0	0	0	0	0	0	1	1	0	0	0	0	0	L	10-20
11/02	Titans	P	0	0	0	0.0	0.0	0	0	0	0	0	0	0	0	0	0	0	0	0	0	0	0	0	0	W	20-16
11/12	Packers	P	0	0	0	0.0	0.0	0	0	0	0	0	0	0	0	0	0	0	0	0	0	0	0	0	0	W	23-19
11/19	at Browns	P	1	1	0	0.0	0.0	0	0	0	0	0	0	0	0	0	0	0	1	1	0	0	0	0	0	L	10-13
11/26	at Bengals	S	0	0	0	0.0	0.0	0	0	0	0	0	0	0	0	0	0	0	1	1	0	0	0	0	0	W	16-10
12/03	Cardinals	P	0	0	0	0.0	0.0	0	0	0	0	0	0	0	0	0	0	0	2	2	0	0	0	0	0	L	10-24
12/07	Patriots	P	0	0	0	0.0	0.0	0	0	0	0	0	0	0	0	0	0	0	0	0	0	0	0	0	0	L	18-21
12/16	at Colts	P	1	1	0	0.0	0.0	0	0	0	0	0	0	0	0	0	0	0	0	0	0	0	0	0	0	L	13-30
12/23	Bengals	P	3	1	2	0.0	0.0	0	0	0	0	0	0	0	0	0	0	0	0	0	0	0	0	0	0	W	34-11
12/31	at Seahawks	P	2	2	0	0.0	0.0	0	0	0	0	0	0	0	0	0	0	0	2	1	1	0	0	0	0	W	30-23
01/06	at Ravens	P	4	3	1	0.0	0.0	0	0	1	0	0	0	0	0	0	0	0	0	0	0	0	0	0	0	W	17-10
2023 TOTALS		17-1	13	10	3	0.0	0.0	1	1	1	0	0	0	0	0	0	0	0	13	11	2	0	0	0	0	10-7	

2022 GAME-BY-GAME REGULAR-SEASON STATISTICS (STEELERS)

DATE	OPPONENT	P/S	TACKLES							INTERCEPTIONS					O. FUMB			ST				MISC		W/L	SCORE		
			TK	S	A	SK	YDS	TFL	YDS	QBH	NO	YDS	LG	TD	PD	FF	FR	TD	YDS	TK	S	A	FF			FR	S
09/11	at Bengals	P	0	0	0	0.0	0.0	0	0	0	0	0	0	0	0	0	0	0	0	0	0	0	0	0	0	W	23-20+
09/18	Patriots	P	0	0	0	0.0	0.0	0	0	0	0	0	0	0	0	0	0	0	0	0	0	0	0	0	0	L	14-17
09/22	at Browns	P	0	0	0	0.0	0.0	0	0	0	0	0	0	0	0	0	0	0	1	1	0	0	0	0	0	L	17-29
10/02	Jets	P	0	0	0	0.0	0.0	0	0	0	0	0	0	0	0	0	0	0	0	0	0	0	0	0	0	L	20-24
10/09	at Bills	P	0	0	0	0.0	0.0	0	0	0	0	0	0	0	0	0	0	0	0	0	0	0	0	0	0	L	3-38
10/16	Buccaneers	P	0	0	0	0.0	0.0	0	0	0	0	0	0	0	0	0	0	0	1	0	1	0	0	0	0	W	20-18
10/23	at Dolphins	P	0	0	0	0.0	0.0	0	0	0	0	0	0	0	0	0	0	0	1	1	0	0	0	0	0	L	10-16
10/30	at Eagles	P	0	0	0	0.0	0.0	0	0	0	0	0	0	0	0	0	0	0	0	0	0	0	0	0	0	L	13-35
11/13	Saints	P	0	0	0	0.0	0.0	0	0	0	0	0	0	0	0	0	0	0	0	0	0	0	0	0	0	W	20-10
11/20	Bengals	P	0	0	0	0.0	0.0	0	0	0	0	0	0	0	0	0	0	0	0	0	0	0	0	0	0	L	30-37
11/28	at Colts	P	0	0	0	0.0	0.0	0	0	0	0	0	0	0	0	0	0	0	0	0	0	0	0	0	0	W	24-17
12/04	at Falcons	P	0	0	0	0.0	0.0	0	0	0	0	0	0	0	0	0	0	0	0	0	0	0	0	0	0	W	19-16
12/11	Ravens	P	0	0	0	0.0	0.0	0	0	0	0	0	0	0	0	0	0	0	0	0	0	0	0	0	0	L	14-16
12/18	at Panthers	P	0	0	0	0.0	0.0	0	0	0	0	0	0	0	0	0	0	0	0	0	0	0	0	0	0	W	24-16
12/24	Raiders	P	0	0	0	0.0	0.0	0	0	0	0	0	0	0	0	0	0	0	0	0	0	0	0	0	0	W	13-10
01/01	at Ravens	P	0	0	0	0.0	0.0	0	0	0	0	0	0	0	0	0	0	0	0	0	0	0	0	0	0	W	16-13
01/08	Browns	P	0	0	0	0.0	0.0	0	0	0	0	0	0	0	0	0	0	0	1	0	1	0	0	0	0	W	28-14
2022 TOTALS		17-0	0	0	0	0.0	0.0	0	0	0	0	0	0	0	0	0	0	0	4	1	3	0	0	0	0	9-8	

+ - Overtime

2021 GAME-BY-GAME REGULAR-SEASON STATISTICS (STEELERS)

DATE	OPPONENT	P/S	TACKLES							INTERCEPTIONS					O. FUMB			ST				MISC		W/L	SCORE		
			TK	S	A	SK	YDS	TFL	YDS	QBH	NO	YDS	LG	TD	PD	FF	FR	TD	YDS	TK	S	A	FF			FR	S
09/12	at Bills	P	0	0	0	0.0	0.0	0	0	0	0	0	0	0	0	0	0	0	0	0	0	0	0	0	0	W	23-16
09/19	Raiders	P	0	0	0	0.0	0.0	0	0	0	0	0	0	0	0	0	0	0	0	0	0	0	0	0	0	L	17-26
09/26	Bengals	P	0	0	0	0.0	0.0	0	0	0	0	0	0	0	0	0	0	0	0	0	0	0	0	0	0	L	10-24
10/03	at Packers	P	0	0	0	0.0	0.0	0	0	0	0	0	0	0	0	0	0	0	2	1	1	0	0	0	0	L	17-27
10/10	Broncos	P	0	0	0	0.0	0.0	0	0	0	0	0	0	0	0	0	0	0	0	0	0	0	0	0	0	W	27-19
10/17	Seahawks	P	0	0	0	0.0	0.0	0	0	0	0	0	0	0	0	0	0	0	1	0	1	0	0	0	0	W	23-20+
10/31	at Browns	P	0	0	0	0.0	0.0	0	0	0	0	0	0	0	0	0	0	0	2	2	0	0	0	0	0	W	15-10
11/08	Bears	P	0	0	0	0.0	0.0	0	0	0	0	0	0	0	0	0	0	0	0	0	0	0	0	0	0	W	29-27
11/14	Lions	P	1	1	0	0.0	0.0	0	0	0	0	0	0	0	0	0	0	0	0	0	0	0	0	0	0	T	16-16
11/21	at Chargers	P	0	0	0	0.0	0.0	0	0	0	0	0	0	0	0	0	0	0	1	1	0	0	0	0	0	L	37-41
11/28	at Bengals	P	0	0	0	0.0	0.0	0	0	0	0	0	0	0	0	0	0	0	0	0	0	0	0	0	0	L	10-41
12/05	Ravens	P	0	0	0	0.0	0.0	0	0	0	0	0	0	0	0	0	0	0	1	0	1	0	0	0	0	W	20-19
12/09	at Vikings	P	2	2	0	0.0	0.0	1	0	0	0	0	0	0	0	0	0	0	0	0	0	0	0	0	0	L	28-36
12/19	Titans	P	1	1	0	0.0	0.0	0	0	0	0	0	0	0	0	0	0	0	0	0	0	0	0	0	0	W	19-13
12/26	at Chiefs	P	0	0	0	0.0	0.0	0	0	0	0	0	0	0	0	0	0	0	0	0	0	0	0	0	0	L	10-36
01/03	Browns	P	0	0	0	0.0	0.0	0	0	0	0	0	0	0	0	0	0	0	0	0	0	0	0	0	0	W	26-14
01/09	at Ravens	P	2	1	1	0.0	0.0	0	0	0	0	0	0	0	0	0	0	0	0	0	0	0	0	0	0	W	16-13+
2021 TOTALS		17-0	6	5	1	0.0	0.0	1	0	0	0	0	0	0	0	0	0	0	7	4	3	0	0	0	0	9-7-1	

+ - Overtime

2016 GAME-BY-GAME REGULAR-SEASON STATISTICS (LIONS)

DATE	OPPONENT	P/S	TACKLES						INTERCEPTIONS					O. FUMB				ST				MISC		W/L	SCORE			
			TK	S	A	SK	YDS	TFL	YDS	QBH	NO	YDS	LG	TD	PD	FF	FR	TD	YDS	TK	S	A	FF			FR	S	A
09/11	at Colts	P	0	0	0	0.0	0.0	0	0	0	0	0	0	0	0	0	0	0	0	0	0	0	0	0	0	0	W	39-35
09/18	Titans	P	0	0	0	0.0	0.0	0	0	0	0	0	0	0	0	0	0	0	0	0	0	0	0	0	0	L	15-16	
09/25	at Packers	P	0	0	0	0.0	0.0	0	0	0	0	0	0	0	0	0	0	0	0	0	0	0	0	0	0	L	27-34	
10/02	at Bears	P	1	1	0	0.0	0.0	0	0	0	0	0	0	0	0	0	0	0	0	0	0	0	0	0	0	L	14-17	
10/09	Eagles	P	0	0	0	0.0	0.0	0	0	0	0	0	0	0	0	0	0	0	0	0	0	0	0	0	0	W	24-23	
10/16	Rams	P	0	0	0	0.0	0.0	0	0	0	0	0	0	0	0	0	0	0	0	0	0	0	0	0	0	W	31-28	
10/23	Redskins	P	1	0	1	0.0	0.0	0	0	0	0	0	0	0	0	0	0	0	0	0	0	0	0	0	0	W	20-17	
10/30	at Texans	P	2	1	1	0.0	0.0	0	0	0	0	0	0	0	0	0	0	0	0	2	2	0	0	0	0	L	13-20	
11/06	at Vikings	P	0	0	0	0.0	0.0	0	0	0	0	0	0	0	0	0	0	0	0	2	2	0	0	0	0	W	22-16+	
11/20	Jaguars	P	5	4	1	0.0	0.0	0	0	0	0	0	0	0	0	0	0	0	0	0	0	0	0	0	0	W	26-19	
11/24	Vikings	P	4	4	0	0.0	0.0	0	0	0	0	0	0	0	0	0	0	0	0	1	1	0	0	0	0	W	16-13	
12/04	at Saints	P	2	2	0	0.0	0.0	0	0	0	1	7	7	0	1	0	0	0	0	1	1	0	0	0	0	W	28-13	
12/11	Bears	P	0	0	0	0.0	0.0	0	0	0	0	0	0	0	0	0	0	0	0	0	0	0	0	0	0	W	20-17	
12/18	at Giants	P	1	0	1	0.0	0.0	0	0	0	0	0	0	0	0	0	0	0	0	1	1	0	0	0	0	L	6-17	
12/26	at Cowboys	P	0	0	0	0.0	0.0	0	0	0	0	0	0	0	0	0	0	0	0	1	1	0	0	0	0	L	21-42	
01/01	Packers	P	4	3	1	0.0	0.0	0	0	0	0	0	0	0	0	0	0	0	0	0	0	0	0	0	0	L	24-31	
2016 TOTALS		16-0	20	15	5	0.0	0.0	0	0	0	1	7	7	0	1	0	0	0	0	8	8	0	0	0	0	0	9-7	

+ - Overtime

2023 GAME-BY-GAME POSTSEASON STATISTICS (STEELERS)

DATE	OPPONENT	P/S	TACKLES						INTERCEPTIONS					O. FUMB				ST				MISC		W/L	SCORE		
			TK	S	A	SK	YDS	TFL	YDS	QBH	NO	YDS	LG	TD	PD	FF	FR	TD	YDS	TK	S	A	FF			FR	S
01/15	at Bills	P	0	0	0	0.0	0.0	0	0	0	0	0	0	0	0	0	0	0	0	0	0	0	0	0	0	L	17-31
2023 TOTALS		1-0	0	0	0	0.0	0.0	0	0	0	0	0	0	0	0	0	0	0	0	0	0	0	0	0	0	0	0-1



CHRISTIAN^{LS} KUNTZ

HEIGHT: 6-1
WEIGHT: 228
COLLEGE: Duquesne
BORN: April 13, 1994

HOW ACQUIRED: FA '20
NFL EXPERIENCE: 4th year
BIRTHPLACE: Pittsburgh, PA

PRO CAREER

- ✦ Has played in 51 regular-season games in his three-year NFL career (Pittsburgh 2021-23)
- ✦ Made his NFL debut in Week 1 of 2021 (at Buffalo)

2023 (STEELERS)

- ✦ Played in all 17 regular-season games

2022 (STEELERS)

- ✦ Played in all 17 regular-season games

2021 (STEELERS)

- ✦ Played in all 17 regular-season games

TRANSACTIONS

- ✦ Signed a contract extension with Pittsburgh on Feb. 22, 2023
- ✦ Signed a reserve/future contract with Pittsburgh on Jan. 19, 2022
- ✦ Signed a reserve/future contract with Pittsburgh on Jan. 14, 2021
- ✦ Signed to the Steelers practice squad on Dec. 29, 2020
- ✦ Waived by the Steelers on Dec. 23, 2020
- ✦ Signed to the Pittsburgh practice squad on Nov. 24, 2020
- ✦ Waived by the Steelers on Aug. 2, 2020
- ✦ Signed with Pittsburgh as a free agent on March 30, 2020
- ✦ Played for the XFL's Dallas Renegades in the spring of 2020
- ✦ Waived by the Steelers on Aug. 31, 2019
- ✦ Signed by Pittsburgh on Aug. 15, 2019
- ✦ Waived by Jacksonville on June 13, 2019
- ✦ Signed to the Jaguars practice squad on Dec. 17, 2018
- ✦ Waived by Denver on June 14, 2018
- ✦ Signed by the Broncos on March 21, 2018
- ✦ Released by New England on Aug. 29, 2017
- ✦ Signed with the Patriots as an undrafted free agent on Aug. 28, 2017

PERSONAL

- ✦ Played football and basketball at Chartiers Valley High School
- ✦ Graduated with a degree from Duquesne in supply chain management

COLLEGE

- ✦ Played in 45 games for Duquesne (2012-16)
- ✦ Northeast Conference career sacks leader with 30.5
- ✦ His 71.5 career TFLs rank fourth on the NCAA all-time FCS list
- ✦ Two-time NEC Defensive Player of the Year
- ✦ First Duquesne player to earn All-American honors three times (STATS FCS third team as a sophomore and first team as a junior & senior)
- ✦ Named Second Team Associated Press All-American in 2015 and 2016
- ✦ Team captain in 2016
- ✦ Started all 11 games at outside linebacker as a redshirt senior
- ✦ Led the NEC in sacks (11.5) and tackles for loss (24.0) in helping the Dukes to a share of the conference title
- ✦ Suffered an injury that led to redshirting his junior year

REGULAR SEASON COMPARISON: DEFENSIVE - BALTIMORE RAVENS

DATE	OPP	W/L	GP/GS	TACKLES				SACK	YDS.	INT	TFL	PD	QBH	TD	MISC	
				TOT	SOLO	ASST	FR									
12/5/21	PIT vs. BLT	W	P	0	0	0	0.0	0.0	0	0	0	0	0	0	0	0
1/9/22	PIT @ BLT	W	P	0	0	0	0.0	0.0	0	0	0	0	0	0	0	0
12/11/22	PIT vs. BLT	L	P	0	0	0	0.0	0.0	0	0	0	0	0	0	0	0
1/1/23	PIT @ BLT	W	P	0	0	0	0.0	0.0	0	0	0	0	0	0	0	0
10/8/23	PIT vs. BLT	W	P	0	0	0	0.0	0.0	0	0	0	0	0	0	0	0
1/6/24	PIT @ BLT	W	P	0	0	0	0.0	0.0	0	0	0	0	0	0	0	0
11/17/24	PIT vs. BLT	W	P	0	0	0	0.0	0.0	0	0	0	0	0	0	0	0
12/21/24	PIT @ BLT	L	P	0	0	0	0.0	0.0	0	0	0	0	0	0	0	0
TOTALS			6/2	8/0	0	0	0	0.0	0.0	0	0	0	0	0	0	0

CHRISTIAN KUNTZ'S NFL REGULAR SEASON STATISTICS

DATE	TEAM	GP
2021	Steelers	17
2022	Steelers	17
2023	Steelers	17
2024	Steelers	17
NFL TOTALS		68

CHRISTIAN KUNTZ'S NFL POSTSEASON STATISTICS

DATE	TEAM	GP
2021	Steelers	1
2023	Steelers	1
NFL TOTALS		2

CHRISTIAN KUNTZ'S NFL REGULAR SEASON DEFENSIVE STATISTICS

DATE	TEAM	GP	TACKLES							INTERCEPTIONS					O. FUMB			ST				MISC				
			GS	TK	S	A	TFL	YDS	SK	YDS	QBH	NO	YDS	LG	TD	PD	FF	FR	TD	YDS	TK	S	A	FF	FR	S
2021	Steelers	17	0	0	0	0	0	0.0	0.0	0	0	0	0	0	0	0	0	0	0	2	2	0	0	0	0	0
2022	Steelers	17	0	0	0	0	0	0.0	0.0	0	0	0	0	0	0	0	0	0	1	1	0	0	0	0	0	
2023	Steelers	17	0	0	0	0	0	0.0	0.0	0	0	0	0	0	0	0	0	0	4	2	2	0	0	0	0	
2024	Steelers	17	0	0	0	0	0	0.0	0.0	0	0	0	0	0	0	0	0	0	2	1	1	0	0	0	0	
NFL TOTALS		68	0	0	0	0	0	0.0	0.0	0	0	0	0	0	0	0	0	0	9	6	3	0	0	0	0	

CHRISTIAN KUNTZ'S NFL POSTSEASON DEFENSIVE STATISTICS

DATE	TEAM	GP	TACKLES							INTERCEPTIONS					O. FUMB			ST				MISC			
			GS	TK	S	A	TFL	YDS	SK	YDS	QBH	NO	YDS	LG	TD	PD	FF	FR	TD	YDS	TK	S	A	FF	FR
2021	Steelers	1	0	0	0	0	0	0.0	0.0	0	0	0	0	0	0	0	0	0	0	0	0	0	0	0	0
2023	Steelers	1	0	0	0	0	0	0.0	0.0	0	0	0	0	0	0	0	0	0	0	0	0	0	0	0	0
NFL TOTALS		2	0	0	0	0	0	0.0	0.0	0	0	0	0	0	0	0	0	0	0	0	0	0	0	0	0

SINGLE-GAME HIGHS: DEFENSIVE

Special Teams Tackles

2 vs. San Francisco 49ers, Sep 10, 2023

1 vs. Jacksonville Jaguars, Oct 29, 2023

...4 more at 1.

2024 GAME-BY-GAME REGULAR-SEASON STATISTICS (STEELERS)

DATE	OPPONENT		W/L	SCORE
09/08	at Falcons	P	W	18-10
09/15	at Broncos	P	W	13-6
09/22	Chargers	P	W	20-10
09/29	at Colts	P	L	24-27
10/06	Cowboys	P	L	17-20
10/13	at Raiders	P	W	32-13
10/20	Jets	P	W	37-15
10/28	Giants	P	W	26-18
11/10	at Commanders	P	W	28-27
11/17	Ravens	P	W	18-16
11/21	at Browns	P	L	19-24
12/01	at Bengals	P	W	44-38
12/08	Browns	P	W	27-14
12/15	at Eagles	P	L	13-27
12/21	at Ravens	P	L	17-34
12/25	Chiefs	P	L	10-29
01/04	Bengals	P	L	17-19
2024 TOTALS		17	10-7	

2024 GAME-BY-GAME REGULAR-SEASON STATISTICS (STEELERS)

DATE	OPPONENT	P/S	TACKLES						INTERCEPTIONS					O. FUMB			ST				MISC		W/L	SCORE			
			TK	S	A	SK	YDS	TFL	YDS	QBH	NO	YDS	LG	TD	PD	FF	FR	TD	YDS	TK	S	A			FF	FR	S
09/08	at Falcons	P	0	0	0	0.0	0.0	0	0	0	0	0	0	0	0	0	0	0	0	0	0	0	0	0	0	W	18-10
09/15	at Broncos	P	0	0	0	0.0	0.0	0	0	0	0	0	0	0	0	0	0	0	0	0	0	0	0	0	0	W	13-6
09/22	Chargers	P	0	0	0	0.0	0.0	0	0	0	0	0	0	0	0	0	0	0	0	0	0	0	0	0	0	W	20-10
09/29	at Colts	P	0	0	0	0.0	0.0	0	0	0	0	0	0	0	0	0	0	0	0	0	0	0	0	0	0	L	24-27
10/06	Cowboys	P	0	0	0	0.0	0.0	0	0	0	0	0	0	0	0	0	0	0	0	0	0	0	0	0	0	L	17-20
10/13	at Raiders	P	0	0	0	0.0	0.0	0	0	0	0	0	0	0	0	0	0	0	0	0	0	0	0	0	0	W	32-13
10/20	Jets	P	0	0	0	0.0	0.0	0	0	0	0	0	0	0	0	0	0	0	0	0	0	0	0	0	0	W	37-15
10/28	Giants	P	0	0	0	0.0	0.0	0	0	0	0	0	0	0	0	0	0	0	0	0	0	0	0	0	0	W	26-18
11/10	at Commanders	P	0	0	0	0.0	0.0	0	0	0	0	0	0	0	0	0	0	0	0	0	0	0	0	0	0	W	28-27
11/17	Ravens	P	0	0	0	0.0	0.0	0	0	0	0	0	0	0	0	0	0	0	0	0	0	0	0	0	0	W	18-16
11/21	at Browns	P	0	0	0	0.0	0.0	0	0	0	0	0	0	0	0	0	0	0	0	0	0	0	0	0	0	L	19-24
12/01	at Bengals	P	0	0	0	0.0	0.0	0	0	0	0	0	0	0	0	0	0	0	0	0	0	0	0	0	0	W	44-38
12/08	Browns	P	0	0	0	0.0	0.0	0	0	0	0	0	0	0	0	0	0	0	0	0	0	0	0	0	0	W	27-14
12/15	at Eagles	P	0	0	0	0.0	0.0	0	0	0	0	0	0	0	0	0	0	0	0	0	0	0	0	0	0	L	13-27
12/21	at Ravens	P	0	0	0	0.0	0.0	0	0	0	0	0	0	0	0	0	0	0	0	0	0	0	0	0	0	L	17-34
12/25	Chiefs	P	0	0	0	0.0	0.0	0	0	0	0	0	0	0	0	0	0	0	0	0	0	0	0	0	0	L	10-29
01/04	Bengals	P	0	0	0	0.0	0.0	0	0	0	0	0	0	0	0	0	0	0	0	0	0	0	0	0	0	L	17-19
2024 TOTALS		17-0	0	0	0	0.0	0.0	0	0	0	0	0	0	0	0	0	0	0	0	0	0	0	0	0	0	10-7	

2023 GAME-BY-GAME REGULAR-SEASON STATISTICS (STEELERS)

DATE	OPPONENT	P/S	TACKLES						INTERCEPTIONS					O. FUMB			ST				MISC		W/L	SCORE			
			TK	S	A	SK	YDS	TFL	YDS	QBH	NO	YDS	LG	TD	PD	FF	FR	TD	YDS	TK	S	A			FF	FR	S
09/10	49ers	P	0	0	0	0.0	0.0	0	0	0	0	0	0	0	0	0	0	0	0	0	0	0	0	0	0	L	7-30
09/18	Browns	P	0	0	0	0.0	0.0	0	0	0	0	0	0	0	0	0	0	0	0	0	0	0	0	0	0	W	26-22
09/24	at Raiders	P	0	0	0	0.0	0.0	0	0	0	0	0	0	0	0	0	0	0	0	0	0	0	0	0	0	W	23-18
10/01	at Texans	P	0	0	0	0.0	0.0	0	0	0	0	0	0	0	0	0	0	0	0	0	0	0	0	0	0	L	6-30
10/08	Ravens	P	0	0	0	0.0	0.0	0	0	0	0	0	0	0	0	0	0	0	0	0	0	0	0	0	0	W	17-10
10/22	at Rams	P	0	0	0	0.0	0.0	0	0	0	0	0	0	0	0	0	0	0	0	0	0	0	0	0	0	W	24-17
10/29	Jaguars	P	0	0	0	0.0	0.0	0	0	0	0	0	0	0	0	0	0	0	0	0	0	0	0	0	0	L	10-20
11/02	Titans	P	0	0	0	0.0	0.0	0	0	0	0	0	0	0	0	0	0	0	0	0	0	0	0	0	0	W	20-16
11/12	Packers	P	0	0	0	0.0	0.0	0	0	0	0	0	0	0	0	0	0	0	0	0	0	0	0	0	0	W	23-19
11/19	at Browns	P	0	0	0	0.0	0.0	0	0	0	0	0	0	0	0	0	0	0	0	0	0	0	0	0	0	L	10-13
11/26	at Bengals	P	0	0	0	0.0	0.0	0	0	0	0	0	0	0	0	0	0	0	0	0	0	0	0	0	0	W	16-10
12/03	Cardinals	P	0	0	0	0.0	0.0	0	0	0	0	0	0	0	0	0	0	0	0	0	0	0	0	0	0	L	10-24
12/07	Patriots	P	0	0	0	0.0	0.0	0	0	0	0	0	0	0	0	0	0	0	0	0	0	0	0	0	0	L	18-21
12/16	at Colts	P	0	0	0	0.0	0.0	0	0	0	0	0	0	0	0	0	0	0	0	0	0	0	0	0	0	L	13-30
12/23	Bengals	P	0	0	0	0.0	0.0	0	0	0	0	0	0	0	0	0	0	0	0	0	0	0	0	0	0	W	34-11
12/31	at Seahawks	P	0	0	0	0.0	0.0	0	0	0	0	0	0	0	0	0	0	0	0	0	0	0	0	0	0	W	30-23
01/06	at Ravens	P	0	0	0	0.0	0.0	0	0	0	0	0	0	0	0	0	0	0	0	0	0	0	0	0	0	W	17-10
2023 TOTALS		17-0	0	0	0	0.0	0.0	0	0	0	0	0	0	0	0	0	0	0	0	0	0	0	0	0	0	10-7	

2022 GAME-BY-GAME REGULAR-SEASON STATISTICS (STEELERS)

DATE	OPPONENT	P/S	TACKLES						INTERCEPTIONS					O. FUMB			ST				MISC		W/L	SCORE			
			TK	S	A	SK	YDS	TFL	YDS	QBH	NO	YDS	LG	TD	PD	FF	FR	TD	YDS	TK	S	A			FF	FR	S
09/11	at Bengals	P	0	0	0	0.0	0.0	0	0	0	0	0	0	0	0	0	0	0	0	0	0	0	0	0	0	W	23-20+
09/18	Patriots	P	0	0	0	0.0	0.0	0	0	0	0	0	0	0	0	0	0	0	0	0	0	0	0	0	0	L	14-17
09/22	at Browns	P	0	0	0	0.0	0.0	0	0	0	0	0	0	0	0	0	0	0	0	0	0	0	0	0	0	L	17-29
10/02	Jets	P	0	0	0	0.0	0.0	0	0	0	0	0	0	0	0	0	0	0	0	0	0	0	0	0	0	L	20-24
10/09	at Bills	P	0	0	0	0.0	0.0	0	0	0	0	0	0	0	0	0	0	0	0	0	0	0	0	0	0	L	3-38
10/16	Buccaneers	P	0	0	0	0.0	0.0	0	0	0	0	0	0	0	0	0	0	0	0	0	0	0	0	0	0	W	20-18
10/23	at Dolphins	P	0	0	0	0.0	0.0	0	0	0	0	0	0	0	0	0	0	0	0	0	0	0	0	0	0	L	10-16
10/30	at Eagles	P	0	0	0	0.0	0.0	0	0	0	0	0	0	0	0	0	0	0	0	0	0	0	0	0	0	L	13-35
11/13	Saints	P	0	0	0	0.0	0.0	0	0	0	0	0	0	0	0	0	0	0	0	0	0	0	0	0	0	W	20-10
11/20	Bengals	P	0	0	0	0.0	0.0	0	0	0	0	0	0	0	0	0	0	0	0	0	0	0	0	0	0	L	30-37
11/28	at Colts	P	0	0	0	0.0	0.0	0	0	0	0	0	0	0	0	0	0	0	0	0	0	0	0	0	0	W	24-17
12/04	at Falcons	P	0	0	0	0.0	0.0	0	0	0	0	0	0	0	0	0	0	0	0	0	0	0	0	0	0	W	19-16
12/11	Ravens	P	0	0	0	0.0	0.0	0	0	0	0	0	0	0	0	0	0	0	0	0	0	0	0	0	0	L	14-16
12/18	at Panthers	P	0	0	0	0.0	0.0	0	0	0	0	0	0	0	0	0	0	0	0	0	0	0	0	0	0	W	24-16
12/24	Raiders	P	0	0	0	0.0	0.0	0	0	0	0	0	0	0	0	0	0	0	0	0	0	0	0	0	0	W	13-10
01/01	at Ravens	P	0	0	0	0.0	0.0	0	0	0	0	0	0	0	0	0	0	0	0	0	0	0	0	0	0	W	16-13
01/08	Browns	P	0	0	0	0.0	0.0	0	0	0	0	0	0	0	0	0	0	0	0	0	0	0	0	0	0	W	28-14
2022 TOTALS		17-0	0	0	0	0.0	0.0	0	0	0	0	0	0	0	0	0	0	0	0	0	0	0	0	0	0	9-8	

+ - Overtime

2021 GAME-BY-GAME REGULAR-SEASON STATISTICS (STEELERS)

DATE	OPPONENT	P/S	TACKLES							INTERCEPTIONS					O. FUMB				ST				MISC		W/L	SCORE		
			TK	S	A	SK	YDS	TFL	YDS	QBH	NO	YDS	LG	TD	PD	FF	FR	TD	YDS	TK	S	A	FF	FR			S	A
09/12	at Bills	P	0	0	0	0.0	0.0	0	0	0	0	0	0	0	0	0	0	0	0	0	0	0	0	0	0	0	W	23-16
09/19	Raiders	P	0	0	0	0.0	0.0	0	0	0	0	0	0	0	0	0	0	0	0	0	0	0	0	0	0	0	L	17-26
09/26	Bengals	P	0	0	0	0.0	0.0	0	0	0	0	0	0	0	0	0	0	0	0	0	0	0	0	0	0	0	L	10-24
10/03	at Packers	P	0	0	0	0.0	0.0	0	0	0	0	0	0	0	0	0	0	0	0	0	0	0	0	0	0	0	L	17-27
10/10	Broncos	P	0	0	0	0.0	0.0	0	0	0	0	0	0	0	0	0	0	0	0	0	0	0	0	0	0	0	W	27-19
10/17	Seahawks	P	0	0	0	0.0	0.0	0	0	0	0	0	0	0	0	0	0	0	0	0	0	0	0	0	0	0	W	23-20+
10/31	at Browns	P	0	0	0	0.0	0.0	0	0	0	0	0	0	0	0	0	0	0	0	0	0	0	0	0	0	0	W	15-10
11/08	Bears	P	0	0	0	0.0	0.0	0	0	0	0	0	0	0	0	0	0	0	0	0	0	0	0	0	0	0	W	29-27
11/14	Lions	P	0	0	0	0.0	0.0	0	0	0	0	0	0	0	0	0	0	0	0	0	0	0	0	0	0	0	T	16-16
11/21	at Chargers	P	0	0	0	0.0	0.0	0	0	0	0	0	0	0	0	0	0	0	0	0	0	0	0	0	0	0	L	37-41
11/28	at Bengals	P	0	0	0	0.0	0.0	0	0	0	0	0	0	0	0	0	0	0	0	0	0	0	0	0	0	0	L	10-41
12/05	Ravens	P	0	0	0	0.0	0.0	0	0	0	0	0	0	0	0	0	0	0	0	0	0	0	0	0	0	0	W	20-19
12/09	at Vikings	P	0	0	0	0.0	0.0	0	0	0	0	0	0	0	0	0	0	0	0	0	0	0	0	0	0	0	L	28-36
12/19	Titans	P	0	0	0	0.0	0.0	0	0	0	0	0	0	0	0	0	0	0	0	0	0	0	0	0	0	0	W	19-13
12/26	at Chiefs	P	0	0	0	0.0	0.0	0	0	0	0	0	0	0	0	0	0	0	0	0	0	0	0	0	0	0	L	10-36
01/03	Browns	P	0	0	0	0.0	0.0	0	0	0	0	0	0	0	0	0	0	0	0	0	0	0	0	0	0	0	W	26-14
01/09	at Ravens	P	0	0	0	0.0	0.0	0	0	0	0	0	0	0	0	0	0	0	0	0	0	0	0	0	0	0	W	16-13+
2021 TOTALS		17-0	0	0	0	0.0	0.0	0	0	0	0	0	0	0	0	0	0	0	0	0	0	0	0	0	0	0	0	9-7-1

+ - Overtime

2023 GAME-BY-GAME POSTSEASON STATISTICS (STEELERS)

DATE	OPPONENT	P/S	TACKLES							INTERCEPTIONS					O. FUMB				ST				MISC		W/L	SCORE			
			TK	S	A	SK	YDS	TFL	YDS	QBH	NO	YDS	LG	TD	PD	FF	FR	TD	YDS	TK	S	A	FF	FR			S	A	
01/15	at Bills	P	0	0	0	0.0	0.0	0	0	0	0	0	0	0	0	0	0	0	0	0	0	0	0	0	0	0	0	L	17-31
2023 TOTALS		1-0	0	0	0	0.0	0.0	0	0	0	0	0	0	0	0	0	0	0	0	0	0	0	0	0	0	0	0	0-1	

2021 GAME-BY-GAME POSTSEASON STATISTICS (STEELERS)

DATE	OPPONENT	P/S	TACKLES							INTERCEPTIONS					O. FUMB				ST				MISC		W/L	SCORE			
			TK	S	A	SK	YDS	TFL	YDS	QBH	NO	YDS	LG	TD	PD	FF	FR	TD	YDS	TK	S	A	FF	FR			S	A	
01/16	at Chiefs	P	0	0	0	0.0	0.0	0	0	0	0	0	0	0	0	0	0	0	0	0	0	0	0	0	0	0	0	L	21-42
2021 TOTALS		1-0	0	0	0	0.0	0.0	0	0	0	0	0	0	0	0	0	0	0	0	0	0	0	0	0	0	0	0	0-1	



ISAIAHH OT
LOUDERMILK

HEIGHT: 6-7
WEIGHT: 293
COLLEGE: Wisconsin
BORN: October 10, 1997

HOW ACQUIRED: 05'21
NFL EXPERIENCE: 4th year
BIRTHPLACE: Howard, KS



PRO CAREER

- ✦ Has played in 42 regular-season games (five starts) in three-year NFL career (Pittsburgh 2021-23)
- ✦ Has registered 46 tackles (28 solo), 1.0 sack, five passes defended, one quarterback hit, one tackle for loss and 1.0 sack
- ✦ Made NFL debut in Week 2 of 2021 (vs. Las Vegas)
- ✦ Made NFL starting debut in Week 16 of 2021 (at Kansas City)

2023 (STEELERS)

- ✦ Played in 16 regular-season games (no starts)
- ✦ Recorded 16 tackles (eight solo) two passes defended and one quarterback hit
- ✦ Registered a season-high three tackles (two solo) in Week 13 vs. Arizona

2022 (STEELERS)

- ✦ Played in 11 regular-season games (three starts)
- ✦ Recorded seven tackles (four solo)
- ✦ Blocked a field goal in Week 12 at Indianapolis
- ✦ Had his first tackle for loss in Week 15 at Carolina

2021 (STEELERS)

- ✦ Played in 15 regular-season games (two starts)
- ✦ Recorded 23 tackles (16 solo), three passes defended and 1.0 sack
- ✦ Registered his first NFL sack taking down Baker Mayfield in Week 8 at Cleveland
- ✦ Registered a career-high six tackles at Kansas City in Week 15

TRANSACTIONS

- ✦ Signed a four-year contract with Pittsburgh on May 15, 2021
- ✦ Drafted by the Steelers in the fifth round (156th overall) in the 2021 NFL Draft

COLLEGE

- ✦ Played in 40 games (26 starts) at defensive end for Wisconsin (2016-20)
- ✦ Recorded 63 tackles, 11.5 tackles for loss, 7.5 sacks, two forced fumbles and nine pass breakups
- ✦ Graduated in December 2019 with bachelor's degree in personal finance
- ✦ Named All-Big Ten third team (media) and All-Big Ten honorable mention (coaches) in 2020
- ✦ Selected to participate in the 2021 East-West Shrine Bowl
- ✦ Played in all six games (six starts) at defensive end in 2020; recorded 13 tackles, nine solo stops, 2.5 tackles for loss and 2.0 sacks
- ✦ Started 14 games at defensive end in 2019; recorded 24 tackles, including 5.0 tackles for loss and 3.0 sacks, forced two fumbles and batted down five passes
- ✦ Set a career high with five tackles vs. Ohio State in 2019 Big Ten Football Championship Game, also recording 1.0 sack and forcing a fumble

PERSONAL

- ✦ Three-star prospect by 247 Sports, ESPN and Rivals
- ✦ First-team all-state in 8-man football by Kansas Football Coaches Association and Wichita Eagle as a senior; recorded 97 tackles, 2.0 sacks and two interceptions along with five TD receptions
- ✦ Helped 10-1 West Elk earn its first-ever playoff win as a senior
- ✦ First-team All-South Central Border League as a sophomore, junior and senior
- ✦ Three-time all-district and all-area selection
- ✦ Finished career with 267 tackles, 22.0 sacks and three interceptions on defense and registered eight TD receptions on offense
- ✦ Two-year team MVP
- ✦ First-team all-state in basketball by Kansas Basketball Coaches Association as a junior, averaging 19.2 points, 14.7 rebounds and 5.5 blocks per game
- ✦ Three-time All-SCBL in basketball
- ✦ Also competed in baseball and track and field, winning conference title in shot put as a junior
- ✦ Parents are Stacy Howell and Cartezze Loudermilk
- ✦ Father played basketball at Independence Community College and Creighton.

REGULAR SEASON COMPARISON: DEFENSIVE - BALTIMORE RAVENS

DATE	OPP	W/L	GP/GS	TACKLES						SACK	YDS.	INT	TFL	PD	QBH	TD	MISC	
				TOT	SOLO	ASST	YDS	YDS	YDS								FF	FR
12/5/21	PIT vs. BLT	W	P	1	1	0	0.0	0.0	0	0	0	0	0	0	0	0	0	
1/9/22	PIT @BLT	W	P	1	1	0	0.0	0.0	0	0	0	0	0	0	0	0	0	
12/11/22	PIT vs. BLT	L	P	0	0	0	0.0	0.0	0	0	0	0	0	0	0	0	0	
1/1/23	PIT @BLT	W	P	0	0	0	0.0	0.0	0	0	0	0	0	0	0	0	0	
10/8/23	PIT vs. BLT	W	P	2	0	2	0.0	0.0	0	0	0	0	0	0	0	0	0	
1/6/24	PIT @BLT	W	P	1	1	0	0.0	0.0	0	0	0	0	0	0	0	0	0	
11/17/24	PIT vs. BLT	W	P	1	0	1	0.0	0.0	0	0	0	0	0	0	0	0	0	
12/21/24	PIT @BLT	L	P	5	2	3	0.0	0.0	0	0	0	0	0	0	0	0	0	
TOTALS		6/2	8/0	11	5	6	0.0	0.0	0	0	0	0	0	0	0	0	0	

ISAIAHH LOUDERMILK'S NFL REGULAR SEASON DEFENSIVE STATISTICS

DATE	TEAM	GP	GS	TACKLES						INTERCEPTIONS					O. FUMB			ST			MISC					
				TK	S	A	TFL	YDS	SK	YDS	QBH	NO	YDS	LG	TD	PD	FF	FR	TD	YDS	TK	S	A	FF	FR	S
2021	Steelers	15	2	23	16	7	0	1.0	0.0	0	0	0	0	3	0	0	0	0	0	0	0	0	0	0	0	0
2022	Steelers	11	3	7	4	3	1	1.0	0.0	0	0	0	0	0	0	0	0	0	0	0	0	0	0	0	0	
2023	Steelers	16	0	16	8	8	0	0.0	0.0	1	0	0	0	2	0	0	0	0	0	0	0	0	0	0	0	
2024	Steelers	16	0	18	10	8	0	0.0	0.0	0	0	0	1	0	0	0	0	0	0	0	0	0	0	0	0	
NFL TOTALS		58	5	64	38	26	1	1.0	0.0	1	0	0	0	6	0	0	0	0	0	0	0	0	0	0	0	

ISAIAHH LOUDERMILK'S NFL POSTSEASON DEFENSIVE STATISTICS

DATE	TEAM	GP	GS	TACKLES						INTERCEPTIONS					O. FUMB			ST			MISC				
				TK	S	A	TFL	YDS	SK	YDS	QBH	NO	YDS	LG	TD	PD	FF	FR	TD	YDS	TK	S	A	FF	FR
2021	Steelers	1	0	3	1	2	0	0.0	0.0	0	0	0	0	0	0	0	0	0	0	0	0	0	0	0	0
2023	Steelers	1	0	0	0	0	0	0.0	0.0	0	0	0	0	0	0	0	0	0	0	0	0	0	0	0	0
NFL TOTALS		2	0	3	1	2	0	0.0	0.0	0	0	0	0	0	0	0	0	0	0	0	0	0	0	0	0

SINGLE-GAME HIGHS: DEFENSIVE

- Total Tackles: 6 at Kansas City Chiefs, Dec 26, 2021; 5 at Baltimore Ravens, Dec 21, 2024
- Solo Tackles: 4 vs. Tennessee Titans, Dec 19, 2021; 3 at Kansas City Chiefs, Dec 26, 2021
- Sacks: 1.0 at Cleveland Browns, Oct 31, 2021
- Passes Defended: 2 vs. San Francisco 49ers, Sep 10, 2023; 1 at Denver Broncos, Sep 15, 2024; ...3 more at 1.
- Tackles For Loss: 1 at Carolina Panthers, Dec 18, 2022

SINGLE-GAME HIGHS - POSTSEASON: DEFENSIVE

- Total Tackles: 3 at Kansas City Chiefs, Jan 16, 2022
- Solo Tackles: 1 at Kansas City Chiefs, Jan 16, 2022

2024 GAME-BY-GAME REGULAR-SEASON STATISTICS (STEELERS)

DATE	OPPONENT	P/S	TACKLES						INTERCEPTIONS					O. FUMB			ST			MISC		SCORE					
			TK	S	A	SK	YDS	TFL	YDS	QBH	NO	YDS	LG	TD	PD	FF	FR	TD	YDS	TK	S		A	FF	FR	S	A
09/08	at Falcons	P	0	0	0.0	0.0	0	0	0	0	0	0	0	0	0	0	0	0	0	0	0	0	0	0	0	W	18-10
09/15	at Broncos	P	2	2	0.0	0.0	0	0	0	0	0	0	1	0	0	0	0	0	0	0	0	0	0	0	0	W	13-6
09/22	Chargers	P	2	2	0.0	0.0	0	0	0	0	0	0	0	0	0	0	0	0	0	0	0	0	0	0	0	W	20-10
09/29	at Colts	P	1	1	0.0	0.0	0	0	0	0	0	0	0	0	0	0	0	0	0	0	0	0	0	0	0	L	24-27
10/06	Cowboys	P	0	0	0.0	0.0	0	0	0	0	0	0	0	0	0	0	0	0	0	0	0	0	0	0	0	L	17-20
10/13	at Raiders	P	0	0	0.0	0.0	0	0	0	0	0	0	0	0	0	0	0	0	0	0	0	0	0	0	0	W	32-13
10/20	Jets	P	0	0	0.0	0.0	0	0	0	0	0	0	0	0	0	0	0	0	0	0	0	0	0	0	0	W	37-15
10/28	Giants	P	1	1	0.0	0.0	0	0	0	0	0	0	0	0	0	0	0	0	0	0	0	0	0	0	0	W	26-18
11/10	at Commanders	P	1	1	0.0	0.0	0	0	0	0	0	0	0	0	0	0	0	0	0	0	0	0	0	0	0	W	28-27
11/17	Ravens	P	1	0	1.0	0.0	0	0	0	0	0	0	0	0	0	0	0	0	0	0	0	0	0	0	0	W	18-16
11/21	at Browns	P	1	1	0.0	0.0	0	0	0	0	0	0	0	0	0	0	0	0	0	0	0	0	0	0	0	L	19-24
12/01	at Bengals	P	0	0	0.0	0.0	0	0	0	0	0	0	0	0	0	0	0	0	0	0	0	0	0	0	0	W	44-38
12/08	Browns	P	1	1	0.0	0.0	0	0	0	0	0	0	0	0	0	0	0	0	0	0	0	0	0	0	0	W	27-14
12/15	at Eagles	P	2	0	2.0	0.0	0	0	0	0	0	0	0	0	0	0	0	0	0	0	0	0	0	0	0	L	13-27
12/21	at Ravens	P	5	2	3	0.0	0.0	0	0	0	0	0	0	0	0	0	0	0	0	0	0	0	0	0	0	L	17-34
12/25	Chiefs	P	1	0	1.0	0.0	0	0	0	0	0	0	0	0	0	0	0	0	0	0	0	0	0	0	0	L	10-29
01/04	Bengals																									L	17-19
2024 TOTALS			16-0	18	10	8	0.0	0.0	0	0	0	0	0	1	0	0	0	0	0	0	0	0	0	0	0	10-7	

2023 GAME-BY-GAME REGULAR-SEASON STATISTICS (STEELERS)

DATE	OPPONENT	P/S	TACKLES							INTERCEPTIONS					O. FUMB			ST				MISC		W/L	SCORE			
			TK	S	A	SK	YDS	TFL	YDS	QBH	NO	YDS	LG	TD	PD	FF	FR	TD	YDS	TK	S	A	FF			FR	S	A
09/10	49ers	P	1	0	1	0.0	0.0	0	0	0	0	0	0	0	2	0	0	0	0	0	0	0	0	0	0	L	7-30	
09/18	Browns	P	0	0	0	0.0	0.0	0	0	0	0	0	0	0	0	0	0	0	0	0	0	0	0	0	0	W	26-22	
09/24	at Raiders	P	0	0	0	0.0	0.0	0	0	0	0	0	0	0	0	0	0	0	0	0	0	0	0	0	0	W	23-18	
10/01	at Texans	P	1	1	0	0.0	0.0	0	0	0	0	0	0	0	0	0	0	0	0	0	0	0	0	0	0	L	6-30	
10/08	Ravens	P	2	0	2	0.0	0.0	0	0	0	0	0	0	0	0	0	0	0	0	0	0	0	0	0	0	W	17-10	
10/22	at Rams	P	0	0	0	0.0	0.0	0	0	0	0	0	0	0	0	0	0	0	0	0	0	0	0	0	0	W	24-17	
10/29	Jaguars	P	2	1	1	0.0	0.0	0	0	0	0	0	0	0	0	0	0	0	0	0	0	0	0	0	0	L	10-20	
11/02	Titans	P	2	0	2	0.0	0.0	0	0	0	0	0	0	0	0	0	0	0	0	0	0	0	0	0	0	W	20-16	
11/12	Packers	P	2	2	0	0.0	0.0	0	0	0	0	0	0	0	0	0	0	0	0	0	0	0	0	0	0	W	23-19	
11/19	at Browns	P	1	0	1	0.0	0.0	0	0	0	0	0	0	0	0	0	0	0	0	0	0	0	0	0	0	L	10-13	
11/26	at Bengals	P	0	0	0	0.0	0.0	0	0	0	0	0	0	0	0	0	0	0	0	0	0	0	0	0	0	W	16-10	
12/03	Cardinals	P	3	2	1	0.0	0.0	0	0	0	0	0	0	0	0	0	0	0	0	0	0	0	0	0	0	L	10-24	
12/07	Patriots	P	0	0	0	0.0	0.0	0	0	0	0	0	0	0	0	0	0	0	0	0	0	0	0	0	0	L	18-21	
12/16	at Colts																									L	13-30	
12/23	Bengals	P	0	0	0	0.0	0.0	0	0	0	1	0	0	0	0	0	0	0	0	0	0	0	0	0	0	W	34-11	
12/31	at Seahawks	P	1	1	0	0.0	0.0	0	0	0	0	0	0	0	0	0	0	0	0	0	0	0	0	0	0	W	30-23	
01/06	at Ravens	P	1	1	0	0.0	0.0	0	0	0	0	0	0	0	0	0	0	0	0	0	0	0	0	0	0	W	17-10	
2023 TOTALS			16-0	16	8	8	0.0	0.0	0	0	1	0	0	0	0	2	0	0	0	0	0	0	0	0	0	10-7		

2022 GAME-BY-GAME REGULAR-SEASON STATISTICS (STEELERS)

DATE	OPPONENT	P/S	TACKLES							INTERCEPTIONS					O. FUMB			ST				MISC		W/L	SCORE			
			TK	S	A	SK	YDS	TFL	YDS	QBH	NO	YDS	LG	TD	PD	FF	FR	TD	YDS	TK	S	A	FF			FR	S	A
09/11	at Bengals																									W	23-20+	
09/18	Patriots																									L	14-17	
09/22	at Browns																									L	17-29	
10/02	Jets																									L	20-24	
10/09	at Bills																									L	3-38	
10/16	Buccaners	S	2	1	1	0.0	0.0	0	0	0	0	0	0	0	0	0	0	0	0	0	0	0	0	0	0	W	20-18	
10/23	at Dolphins	S	0	0	0	0.0	0.0	0	0	0	0	0	0	0	0	0	0	0	0	0	0	0	0	0	0	L	10-16	
10/30	at Eagles	S	3	1	2	0.0	0.0	0	0	0	0	0	0	0	0	0	0	0	0	0	0	0	0	0	0	L	13-35	
11/13	Saints	P	0	0	0	0.0	0.0	0	0	0	0	0	0	0	0	0	0	0	0	0	0	0	0	0	0	W	20-10	
11/20	Bengals	P	0	0	0	0.0	0.0	0	0	0	0	0	0	0	0	0	0	0	0	0	0	0	0	0	0	L	30-37	
11/28	at Colts	P	0	0	0	0.0	0.0	0	0	0	0	0	0	0	0	0	0	0	0	0	0	0	0	0	0	W	24-17	
12/04	at Falcons																									W	19-16	
12/11	Ravens	P	0	0	0	0.0	0.0	0	0	0	0	0	0	0	0	0	0	0	0	0	0	0	0	0	0	L	14-16	
12/18	at Panthers	P	1	1	0	0.0	0.0	1	1	0	0	0	0	0	0	0	0	0	0	0	0	0	0	0	0	W	24-16	
12/24	Raiders	P	0	0	0	0.0	0.0	0	0	0	0	0	0	0	0	0	0	0	0	0	0	0	0	0	0	W	13-10	
01/01	at Ravens	P	0	0	0	0.0	0.0	0	0	0	0	0	0	0	0	0	0	0	0	0	0	0	0	0	0	W	16-13	
01/08	Browns	P	1	1	0	0.0	0.0	0	0	0	0	0	0	0	0	0	0	0	0	0	0	0	0	0	0	W	28-14	
2022 TOTALS			11-3	7	4	3	0.0	0.0	1	1	0	0	0	0	0	0	0	0	0	0	0	0	0	0	0	9-8		

+ - Overtime

2021 GAME-BY-GAME REGULAR-SEASON STATISTICS (STEELERS)

DATE	OPPONENT	P/S	TACKLES							INTERCEPTIONS					O. FUMB			ST				MISC		W/L	SCORE			
			TK	S	A	SK	YDS	TFL	YDS	QBH	NO	YDS	LG	TD	PD	FF	FR	TD	YDS	TK	S	A	FF			FR	S	A
09/12	at Bills																									W	23-16	
09/19	Raiders	P	1	0	1	0.0	0.0	0	0	0	0	0	0	0	0	0	0	0	0	0	0	0	0	0	0	L	17-26	
09/26	Bengals	P	1	1	0	0.0	0.0	0	0	0	0	0	0	0	0	0	0	0	0	0	0	0	0	0	0	L	10-24	
10/03	at Packers	P	0	0	0	0.0	0.0	0	0	0	0	0	0	1	0	0	0	0	0	0	0	0	0	0	0	L	17-27	
10/10	Broncos	P	0	0	0	0.0	0.0	0	0	0	0	0	0	0	0	0	0	0	0	0	0	0	0	0	0	W	27-19	
10/17	Seahawks	P	1	1	0	0.0	0.0	0	0	0	0	0	0	0	0	0	0	0	0	0	0	0	0	0	0	W	23-20+	
10/31	at Browns	P	2	2	0	1.0	0.0	0	0	0	0	0	0	0	0	0	0	0	0	0	0	0	0	0	0	W	15-10	
11/08	Bears	P	0	0	0	0.0	0.0	0	0	0	0	0	0	0	0	0	0	0	0	0	0	0	0	0	0	W	29-27	
11/14	Lions	P	2	2	0	0.0	0.0	0	0	0	0	0	0	0	0	0	0	0	0	0	0	0	0	0	0	T	16-16	
11/21	at Chargers																									L	37-41	
11/28	at Bengals	P	1	0	1	0.0	0.0	0	0	0	0	0	0	1	0	0	0	0	0	0	0	0	0	0	0	L	10-41	
12/05	Ravens	P	1	1	0	0.0	0.0	0	0	0	0	0	0	0	0	0	0	0	0	0	0	0	0	0	0	W	20-19	
12/09	at Vikings	P	2	1	1	0.0	0.0	0	0	0	0	0	0	0	0	0	0	0	0	0	0	0	0	0	0	L	28-36	
12/19	Titans	P	4	4	0	0.0	0.0	0	0	0	0	0	0	0	0	0	0	0	0	0	0	0	0	0	0	W	19-13	
12/26	at Chiefs	S	6	3	3	0.0	0.0	0	0	0	0	0	0	0	0	0	0	0	0	0	0	0	0	0	0	L	10-36	
01/03	Browns	S	1	0	1	0.0	0.0	0	0	0	0	0	0	1	0	0	0	0	0	0	0	0	0	0	0	W	26-14	
01/09	at Ravens	P	1	1	0	0.0	0.0	0	0	0	0	0	0	0	0	0	0	0	0	0	0	0	0	0	0	W	16-13+	
2021 TOTALS			15-2	23	16	7	1.0	0.0	0	0	0	0	0	0	0	0	0	0	0	0	0	0	0	0	0	9-7-1		

+ - Overtime

2023 GAME-BY-GAME POSTSEASON STATISTICS (STEELERS)

DATE	OPPONENT	P/S	TACKLES							INTERCEPTIONS					O. FUMB			ST				MISC		W/L	SCORE				
			TK	S	A	SK	YDS	TFL	YDS	QBH	NO	YDS	LG	TD	PD	FF	FR	TD	YDS	TK	S	A	FF			FR	S	A	
01/15	at Bills	P	0	0	0	0.0	0.0	0	0	0	0	0	0	0	0	0	0	0	0	0	0	0	0	0	0	L	17-31		
2023 TOTALS			1-0	0	0	0	0.0	0.0	0	0	0	0	0	0	0	0	0	0	0	0	0	0	0	0	0	0	0-1		



DEAN^{DL}
LOWRY

HEIGHT: 6-6
WEIGHT: 296
COLLEGE: Northwestern
BORN: June 9, 1994

HOW ACQUIRED: FA '24
NFL EXPERIENCE: 8th year
BIRTHPLACE: Rockford, IL



PRO CAREER

- ✦ Has played in 120 regular-season games (84 starts) in his eight-year NFL career (Green Bay 2016-22; Minnesota 2023)
- ✦ Has registered 266 tackles (143 solo), 32 quarterback hits, 23 tackles for loss, 15.5 sacks, 17 passes defended, one interception, one forced fumble and five fumble recoveries
- ✦ Missed only three regular-season games in his first seven seasons in the NFL (Green Bay 2016-22)
- ✦ His 120 regular-season games played are tied for the 18th-most in the NFL among defensive linemen since 2016
- ✦ Set or tied career highs in sacks (five), QB hits (nine) and passes defended (four) in 2021
- ✦ Has appeared in eight postseason contests with five starts, recording 18 tackles (seven solo).
- ✦ Made NFL debut in Week 1 of 2016 (at Jacksonville)
- ✦ Made NFL starting debut in Week 1 of 2017 (vs. Seattle)

2023 (VIKINGS)

- ✦ Played in nine games (four starts)
- ✦ Registered 18 tackles (14 solo), one fumble recovery and one pass defended
- ✦ Missed the final six weeks of the year following a season-ending injury

2022 (PACKERS)

- ✦ Played in 15 regular-season games (12 starts)
- ✦ Registered 43 tackles (23 solo), a half-sack, a tackle for a loss, a pass defended, five QB hits and a blocked field goal
- ✦ Placed on injured reserve (calf) on Dec. 27
- ✦ Recorded three tackles (two solo) and two quarterback hits in Week 1 at Minnesota
- ✦ Registered a season-high five tackles (four solo) in Week 2 vs. Chicago
- ✦ Posted five tackles (one solo), a half-sack and a quarterback hit in Week 4 vs. New England
- ✦ Recorded four tackles (two solo) and a quarterback hit in Week 11 vs. Tennessee
- ✦ Registered three tackles (two solo), a quarterback hit and the first blocked field goal of his career – when he blocked a 40-yard field goal attempt with 11:40 remaining in the game and the Packers trailing, 19-17

2021 (PACKERS)

- ✦ Started all 17 regular-season games
- ✦ Registered 42 tackles (24 solo), five tackles for loss, a career-high 5.0 sacks, a career-best-tying nine quarterback hits and a career-high-tying four passes defended
- ✦ Ranked third on the team in sacks and fourth in quarterback hits
- ✦ Registered at least a half-sack in four straight games (Weeks 5-8), the longest streak of his career
- ✦ Recorded two tackles (both assisted), a split sack shared with DL T.J. Slaton and tied his career high with two passes defended in Week 5 at Cincinnati
- ✦ Posted his first full sack of the season, bringing down QB Justin Fields for a loss of 10 yards and logged a season-high five tackles (four solo) in Week 6 at Chicago
- ✦ Matched his season high with five tackles (two solo) and had a split sack with LB Rashan Gary in Week 7 vs. Washington
- ✦ Registered three solo tackles and a sack of QB Kyle Murray for a loss of 10 yards in Week 8 at Arizona
- ✦ Logged his fourth sack of the season (career best), bringing down QB Baker Mayfield for a loss of 8 yards, added added two tackles (one solo), a tackle for loss and a quarterback hit in Week 16 vs. Cleveland
- ✦ Registered four tackles (two solo), two tackles for loss and a sack of QB Jared Goff for a loss of 8 yards in Week 18 at Detroit

2020 (PACKERS)

- ✦ Played in 16 regular-season games (16 starts)
- ✦ Recorded 36 tackles (14 solo), 3.0 sacks (fifth on the team, second on the defensive line), two tackles for loss, two passes defended and four quarterback hits
- ✦ Started both postseason contests and finished second among Packer defensive linemen with seven tackles (three solo)
- ✦ Posted three solo tackles, a sack, a tackle for a loss and a QB hit in Week 8 vs. Minnesota
- ✦ Recorded a season-high six tackles (two solo) while also recording a sack and two quarterback hits in Week 13 vs. Philadelphia
- ✦ Posted four tackles (two solo), a sack, a tackle for a loss and a quarterback hit in Week 14 at Detroit
- ✦ Registered five tackles (two solo) in Week 17 at Chicago
- ✦ Recorded five tackles (two solo) in the NFC Championship vs. Tampa Bay

2019 (PACKERS)

- ✦ Played in all 16 regular-season games (16 starts)
- ✦ Recorded a career-high 62 tackles (33 solo), five tackles for a loss, an interception, two passes defended, a fumble recovery, career-high nine quarterback hits and 11 quarterback pressures
- ✦ Started both playoff games and recorded five tackles (two solo) and a quarterback pressure
- ✦ Finished with four tackles (one solo), a quarterback hit and helped limit the Bears to just 46 rushing yards on 15 carries (3.1 avg.) in Week 1 at Chicago
- ✦ Posted three tackles (one solo), a tackle for a loss, a fumble recovery, four quarterback pressures and a quarterback hit in Week 2 vs. Minnesota
- ✦ Finished with a career-high nine tackles (five solo), three tackles for a loss and a quarterback hit in Week 3 vs. Denver
- ✦ Registered six tackles (four solo) and a tackle for a loss in Week 13 at N.Y. Giants
- ✦ Posted an assisted tackle, the first interception of his career and a quarterback pressure in Week 15 vs. Chicago

2018 (PACKERS)

- ✦ Played in all 16 regular-season games (eight starts)
- ✦ Registered 57 tackles (career-high 39 solo), seven tackles for a loss, three sacks, three passes defended, a forced fumble, a fumble recovery, two quarterback hits and 14 quarterback pressures (third-best on the team)
- ✦ Made his first start of the season, posting three tackles (one solo) and tying for the team lead with three quarterback pressures in Week 4 vs. Buffalo
- ✦ Led the defensive line with a season-high six tackles (three solo) and added three quarterback pressures in Week 5 at Detroit
- ✦ Matched his season high with six tackles (all solo) and a sack, his first of the season, along with a team-high three quarterback pressures in Week 10 vs. Miami
- ✦ Finished with four tackles (three solo), two tackles for a loss, a sack and a quarterback hit in Week 12 at Minnesota
- ✦ Matched his season high with six tackles (three solo) and added a sack, a quarterback pressure and a pass defended in Week 13 vs. Arizona
- ✦ Posted five tackles (two solo), a forced fumble and a fumble recovery in Week 15 at Chicago
- ✦ Finished with five tackles (four solo), a quarterback pressure and a career-high two passes defended in Week 17 vs. Detroit

2017 (PACKERS)

- ✦ Played in all 16 regular-season games (11 starts)
- ✦ Registered 34 tackles (22 solo), two sacks, seven tackles for a loss, a fumble recovery for a TD, two passes defended, eight quarterback hits and six quarterback pressures
- ✦ Earned NFC Defensive Player of the Week honors for his performance in Week 13 vs. Tampa Bay
- ✦ Registered two tackles (both solo), two tackles for a loss and a half-sack in Week 9 vs. Detroit
- ✦ Posted four tackles (three solo) and a half-sack in Week 11 vs. Baltimore
- ✦ Recorded four tackles (all solo), a sack, a fumble recovery, a quarterback pressure and a quarterback hit in Week 13 vs. Tampa Bay
- ✦ Posted his first career TD, catching a fumble forced and returned 62 yards for a TD against the Buccaneers
- ✦ Marked the longest fumble-return TD by the Packers since DE Keith McKenzie's 88-yard return for a score at Pittsburgh on Nov. 9, 1998, and was the first by the Packers since CB Casey Hayward's 49-yard TD return vs. Philadelphia on Oct. 16, 2014
- ✦ Seventh Green Bay player (since 1982) to register a sack and a defensive TD in the same game

2016 (PACKERS)

- ✦ Played in 15 regular-season games (no starts)
- ✦ Registered 14 tackles (eight solo), 2.0 sacks, three tackles for a loss, nine quarterback pressures and three quarterback hits
- ✦ Dressed, but did not see any action, in Week 12
- ✦ Appeared in all three postseason contests and posted two tackles (one solo) and a quarterback pressure
- ✦ Posted his first career sack along with a pass defended, three quarterback pressures (tied for the team lead) and a quarterback hit in Week 13 vs. Houston
- ✦ Recorded a season-high four tackles (two solo), a sack, a quarterback hit and a quarterback pressure in Week 14 vs. Seattle

TRANSACTIONS

- ✦ Signed a two-year contract with Pittsburgh on Apr. 1, 2024
- ✦ Signed a one-year contract with Minnesota on March 17, 2023
- ✦ Signed a three-year contract extension with Green Bay on July 24, 2019
- ✦ Signed a four-year contract with the Packers on May 6, 2016
- ✦ Drafted by Green Bay in the fourth round (137th overall) of the 2016 NFL Draft, the second of two compensatory choices awarded to the team
- ✦ First defensive end from Northwestern to be drafted since DE Corey Wootton was selected by the Chicago Bears in 2010 (fourth round, No. 109 overall)
- ✦ Became the first player from Northwestern drafted by the Packers since DT James Anderson in 1973 (14th round)

PERSONAL

- ✦ Given name Dean Vincent Lowry
- ✦ Born in Rockford, Illinois
- ✦ Earned IHCA 7A all-state recognition at Rockford (Ill.) Boylan High School, where he was named the Northern Illinois Conference (NIC-10) Defensive MVP as a senior in 2011 after registering 65 tackles, including 21 tackles for a loss and 10 sacks
- ✦ All-State selection by Chicago Tribune and the Champaign News-Gazette
- ✦ Earned All-Midwest honors from SuperPrep
- ✦ Named team MVP as a senior
- ✦ Member of back-to-back state championship teams in 2010 and 2011 as Boylan finished with a perfect 14-0 mark in both of those seasons
- ✦ Named to the honor roll as a junior and as a senior

COMMUNITY

- ✦ Spent time with veterans at the Huddle for Heroes event at The Turn in Titletown
- ✦ Visited with kids at the Milwaukee Children's Hospital and helped build a playground with the Milwaukee police
- ✦ Signed autographs to raise funds for The Salvation Army
- ✦ Visited the Mukwonago High School basketball team to congratulate the students for their work raising funds for the Make-A-Wish Wisconsin program, Kids For Wish Kids®
- ✦ Gave a speech at graduation at Pioneer Elementary School in Ashwaubenon, Wisconsin
- ✦ Took part in the Green Bay Packers Give Back Bowling Event in 2018 to raise money for Northeast Wisconsin Technical College (NWTC) and in 2019 to raise money for the Wisconsin Court Appointed Special Advocates (CASA) Association
- ✦ Visited the cadets at the Wisconsin Challenge Academy at Fort McCoy and participated in a youth outreach event at the University of Wisconsin-Green Bay
- ✦ While he was in college, visited elementary schools in Evanston, Ill., to discuss the importance of education and exercise with students

COLLEGE

- Played in 48 games (33 starts) for Northwestern (2012-15)
- Registered 134 tackles (83 solo), 31.5 tackles for a loss, 12.5 sacks, three interceptions (one returned for a TD), 21 passes defended, three fumble recoveries and three forced fumbles
- Earned his degree in economics
- Started 12 games and earned second-team All-Big Ten honors after posting a career-high 46 tackles (27 solo), including 13.5 tackles for a loss (No. 2 on the team), 3.0 sacks, an interception, a fumble recovery and seven passes defended as a senior in 2015
- Part of a Northwestern defense that ranked No. 12 in the country in points allowed (18.6 ppg) in 2015
- Set a school single-game record and tied the sixth-best mark in conference history with six tackles for a loss, earning NU's Defensive Player of the Game honors after finishing with a career-high 10 tackles (seven solo) and a career-best 2.0 sacks in the 30-28 win at Nebraska in 2015
- Started all 12 contests and earned honorable mention All-Big Ten recognition after recording 41 tackles (25 solo), including eight tackles for a loss, 4.0 sacks, a forced fumble and a career-high eight passes defended as a junior in 2014
- Played in 11 games (nine starts) and recorded seven tackles for a loss (second on the team) and 4.5 sacks (third) as a sophomore in 2013
- Registered 33 tackles (22 solo), five passes defended, a career-high two forced fumbles and a fumble recovery in 2013
- Played in all 13 games, one of four true freshmen to play for the Wildcats, and was named to ESPN.com's Big Ten All-Freshman team in 2012
- Recorded 14 tackles (nine solo), a sack, a pass defended and a fumble recovery in 2012

REGULAR SEASON COMPARISON: DEFENSIVE - BALTIMORE RAVENS

DATE	OPP	W/L	GP/GS	TACKLES					SACK	YDS.	INT	TFL	PD	QBH	TD	MISC		
				TOT	SOLO	ASST	FF	FR										
11/19/17	GB vs. BLT	L	S	4	2	2	0.5	3.0	0	0	0	0	1	0	0	0	0	
12/19/21	GB @ BLT	W	S	1	1	0	0.0	0.0	0	0	1	0	0	0	0	0		
11/17/24	PIT vs. BLT	W	P	1	1	0	1.0	0.0	0	0	1	1	0	0	0	0		
12/21/24	PIT @ BLT	L	P	1	0	1	0.0	0.0	0	0	0	0	0	0	0	0		
TOTALS		2/2	4/2	7	4	3	1.5	3.0	0	0	2	2	0	0	0	0		

DEAN LOWRY'S NFL REGULAR SEASON DEFENSIVE STATISTICS

DATE	TEAM	GP	GS	TK	S	A	TACKLES					INTERCEPTIONS					O. FUMB					ST					MISC.								
							TFL	YDS	SK	YDS	QBH	NO	YDS	LG	TD	PD	FF	FR	TD	YDS	TK	S	A	FF	FR	S	A								
2016	Packers	15	0	8	6	2	3	20	2.0	19.0	2	0	0	0	1	0	0	0	0	0	0	0	0	0	0	0	0	0	0	0	0	0	0	0	0
2017	Packers	16	11	32	18	14	5	28	2.0	21.0	5	0	0	0	2	0	1	1	62	0	0	0	0	0	0	0	0	0	0	0	0	0	0	0	
2018	Packers	16	8	44	31	13	5	27	3.0	23.0	5	0	0	0	3	1	1	0	0	0	0	0	0	0	0	0	0	0	0	0	0	0	0	0	0
2019	Packers	16	16	47	23	24	2	2	0.0	0.0	2	1	7	7	0	3	0	0	0	0	0	0	0	0	0	0	0	0	0	0	0	0	0	0	0
2020	Packers	16	16	36	14	22	2	19	3.0	19.0	4	0	0	0	0	0	0	0	0	0	0	0	0	0	0	0	0	0	0	0	0	0	0	0	0
2021	Packers	17	17	42	24	18	5	40	5.0	42.0	9	0	0	0	4	0	1	0	0	0	0	0	0	0	0	0	0	0	0	0	0	0	0	0	0
2022	Packers	15	12	43	23	20	1	2	0.5	3.0	5	0	0	0	1	0	0	0	0	0	0	0	0	0	0	0	0	0	0	0	0	0	0	0	0
2023	Vikings	9	4	14	4	10	0	0	0.0	0.0	0	0	0	0	1	0	1	0	0	0	0	0	0	0	0	0	0	0	0	0	0	0	0	0	0
2024	Steelers	12	1	5	1	4	0	0	1.0	0.0	1	0	0	0	1	0	0	0	0	0	0	0	0	0	0	0	0	0	0	0	0	0	0	0	
NFL TOTALS		132	85	271	144	127	23	138	16.5	127.0	33	1	7	7	0	18	1	5	1	62	0	0	0	0	0	0	0	0	0	0	0	0	0	0	0

DEAN LOWRY'S NFL POSTSEASON DEFENSIVE STATISTICS

DATE	TEAM	GP	GS	TK	S	A	TACKLES					INTERCEPTIONS					O. FUMB					ST					MISC.									
							TFL	YDS	SK	YDS	QBH	NO	YDS	LG	TD	PD	FF	FR	TD	YDS	TK	S	A	FF	FR	S	A									
2016	Packers	3	0	1	1	0	0	0	0.0	0.0	0	0	0	0	0	0	0	0	0	0	0	0	0	0	0	0	0	0	0	0	0	0	0	0	0	
2019	Packers	2	2	3	2	1	0	0	0.0	0.0	0	0	0	0	0	0	0	0	0	0	0	0	0	0	0	0	0	0	0	0	0	0	0	0	0	0
2020	Packers	2	2	7	3	4	0	0	0.0	0.0	0	0	0	0	0	0	0	0	0	0	0	0	0	0	0	0	0	0	0	0	0	0	0	0	0	0
2021	Packers	1	1	4	1	3	0	0	0.0	0.0	0	0	0	0	1	0	0	0	0	0	0	0	0	0	0	0	0	0	0	0	0	0	0	0	0	0
NFL TOTALS		8	5	15	7	8	0	0	0.0	0.0	0	0	0	0	0	1	0	0	0	0	0	0	0	0	0	0	0	0	0	0	0	0	0	0	0	

SINGLE-GAME HIGHS: DEFENSIVE

Total Tackles	9 vs. Denver Broncos, Sep 22, 2019 7 at Minnesota Vikings, Dec 23, 2019	Fumble Recoveries	1 vs. San Francisco 49ers, Oct 23, 2023 1 vs. Washington Football Team, Oct 24, 2021 ...3 more at 1.
Solo Tackles	6 vs. Miami Dolphins, Nov 11, 2018 5 vs. Denver Broncos, Sep 22, 2019	Tackles For Loss	3 vs. Denver Broncos, Sep 22, 2019 2 at Detroit Lions, Jan 09, 2022 ...2 more at 2.
Sacks	1.0 vs. Baltimore Ravens, Nov 17, 2024 1.0 at Detroit Lions, Jan 09, 2022 ...12 more at 1.0.	Interceptions	1 vs. Chicago Bears, Dec 15, 2019
Passes Defended	2 at Cincinnati Bengals, Oct 10, 2021 2 vs. Detroit Lions, Dec 30, 2018	Interception Return Yards	7 vs. Chicago Bears, Dec 15, 2019
Forced Fumbles	1 at Chicago Bears, Dec 16, 2018	Longest Opp Fumble Return	62 vs. Tampa Bay Buccaneers, Dec 03, 2017

SINGLE-GAME HIGHS - POSTSEASON: DEFENSIVE

Total Tackles	5 vs. Tampa Bay Buccaneers, Jan 24, 2021 4 vs. San Francisco 49ers, Jan 22, 2022 4 vs. Seattle Seahawks, Jan 12, 2020 2 vs. Los Angeles Rams, Jan 16, 2021 1 at San Francisco 49ers, Jan 19, 2020 ...2 more at 1.	Passes Defended	1 vs. San Francisco 49ers, Jan 22, 2022
Solo Tackles	2 vs. Tampa Bay Buccaneers, Jan 24, 2021 2 vs. Seattle Seahawks, Jan 12, 2020 1 vs. San Francisco 49ers, Jan 22, 2022 1 vs. Los Angeles Rams, Jan 16, 2021 ...1 more at 1.		

2024 GAME-BY-GAME REGULAR-SEASON STATISTICS (STEELERS)

DATE	OPPONENT	P/S	TACKLES							INTERCEPTIONS					O. FUMB			ST			MISC		W/L	SCORE			
			TK	S	A	SK	YDS	TFL	YDS	QBH	NO	YDS	LG	TD	PD	FF	FR	TD	YDS	TK	S	A			FF	FR	S
09/08	at Falcons		ON INACTIVE LIST																							W	18-10
09/15	at Broncos		ON INACTIVE LIST																							W	13-6
09/22	Chargers	P	1	0	1	0.0	0.0	0	0	0	0	0	0	0	0	0	0	0	0	0	0	0	0	0	0	W	20-10
09/29	at Colts	P	0	0	0	0.0	0.0	0	0	0	0	0	0	0	0	0	0	0	0	0	0	0	0	0	0	L	24-27
10/06	Cowboys	P	1	0	1	0.0	0.0	0	0	0	0	0	0	0	0	0	0	0	0	0	0	0	0	0	0	L	17-20
10/13	at Raiders	P	0	0	0	0.0	0.0	0	0	0	0	0	0	0	0	0	0	0	0	0	0	0	0	0	0	W	32-13
10/20	Jets	P	0	0	0	0.0	0.0	0	0	0	0	0	0	0	0	0	0	0	0	0	0	0	0	0	0	W	37-15
10/28	Giants	P	0	0	0	0.0	0.0	0	0	0	0	0	0	0	0	0	0	0	0	0	0	0	0	0	0	W	26-18
11/10	at Commanders	P	0	0	0	0.0	0.0	0	0	0	0	0	0	0	0	0	0	0	0	0	0	0	0	0	0	W	28-27
11/17	Ravens	P	1	1	0	1.0	0.0	0	0	1	0	0	0	1	0	0	0	0	0	0	0	0	0	0	0	W	18-16
11/21	at Browns	P	0	0	0	0.0	0.0	0	0	0	0	0	0	0	0	0	0	0	0	0	0	0	0	0	0	L	19-24
12/01	at Bengals	P	0	0	0	0.0	0.0	0	0	0	0	0	0	0	0	0	0	0	0	0	0	0	0	0	0	W	44-38
12/08	Browns		ON INACTIVE LIST																							W	27-14
12/15	at Eagles	S	1	0	1	0.0	0.0	0	0	0	0	0	0	0	0	0	0	0	0	0	0	0	0	0	0	L	13-27
12/21	at Ravens	P	1	0	1	0.0	0.0	0	0	0	0	0	0	0	0	0	0	0	0	0	0	0	0	0	0	L	17-34
12/25	Chiefs		INACTIVE																							L	10-29
01/04	Bengals		ON INACTIVE LIST																							L	17-19
2024 TOTALS		12-1	5	1	4	1.0	0.0	0	0	1	0	0	0	1	0	0	0	0	0	0	0	0	0	0	0	10-7	

2023 GAME-BY-GAME REGULAR-SEASON STATISTICS (VIKINGS)

DATE	OPPONENT	P/S	TACKLES							INTERCEPTIONS					O. FUMB			ST			MISC		W/L	SCORE			
			TK	S	A	SK	YDS	TFL	YDS	QBH	NO	YDS	LG	TD	PD	FF	FR	TD	YDS	TK	S	A			FF	FR	S
09/10	Buccaneers	S	5	2	3	0.0	0.0	0	0	0	0	0	0	0	0	0	0	0	0	0	0	0	0	0	0	L	17-20
09/14	at Eagles	P	1	0	1	0.0	0.0	0	0	0	0	0	0	0	0	0	0	0	0	0	0	0	0	0	0	L	28-34
09/24	Chargers	S	0	0	0	0.0	0.0	0	0	0	0	0	0	0	0	0	0	0	0	0	0	0	0	0	0	L	24-28
10/01	at Panthers	P	2	0	2	0.0	0.0	0	0	0	0	0	0	1	0	0	0	0	0	0	0	0	0	0	0	W	21-13
10/08	Chiefs	P	1	0	1	0.0	0.0	0	0	0	0	0	0	0	0	0	0	0	0	0	0	0	0	0	0	L	20-27
10/15	at Bears	P	2	1	1	0.0	0.0	0	0	0	0	0	0	0	0	0	0	0	0	0	0	0	0	0	0	W	19-13
10/23	49ers	S	3	1	2	0.0	0.0	0	0	0	0	0	0	0	1	0	0	0	0	0	0	0	0	0	0	W	22-17
10/29	at Packers	P	0	0	0	0.0	0.0	0	0	0	0	0	0	0	0	0	0	0	0	0	0	0	0	0	0	W	24-10
11/05	at Falcons		ON INACTIVE LIST																							W	31-28
11/12	Saints		ON INACTIVE LIST																							W	27-19
11/19	at Broncos		INJURED RESERVE																							L	20-21
11/27	Bears		INJURED RESERVE																							L	10-12
12/10	at Raiders		INJURED RESERVE																							W	3-0
12/16	at Bengals		INJURED RESERVE																							L	24-27+
12/24	Lions		INJURED RESERVE																							L	24-30
12/31	Packers		INJURED RESERVE																							L	10-33
01/07	at Lions		INJURED RESERVE																							L	20-30
2023 TOTALS		8-3	14	4	10	0.0	0.0	0	0	0	0	0	0	1	0	1	0	0	0	0	0	0	0	0	0	7-10	

+ - Overtime

2022 GAME-BY-GAME REGULAR-SEASON STATISTICS (PACKERS)

DATE	OPPONENT	P/S	TACKLES							INTERCEPTIONS					O. FUMB			ST			MISC		W/L	SCORE			
			TK	S	A	SK	YDS	TFL	YDS	QBH	NO	YDS	LG	TD	PD	FF	FR	TD	YDS	TK	S	A			FF	FR	S
09/11	at Vikings	S	3	2	1	0.0	0.0	0	0	2	0	0	0	0	0	0	0	0	0	0	0	0	0	0	0	L	7-23
09/18	Bears	S	5	4	1	0.0	0.0	0	0	0	0	0	0	0	0	0	0	0	0	0	0	0	0	0	0	W	27-10
09/25	at Buccaneers	S	3	1	2	0.0	0.0	0	0	0	0	0	0	0	0	0	0	0	0	0	0	0	0	0	0	W	14-12
10/02	Patriots	S	5	2	3	0.5	3.0	0	0	1	0	0	0	0	0	0	0	0	0	0	0	0	0	0	0	W	27-24+
10/09	Giants	S	3	2	1	0.0	0.0	0	0	0	0	0	0	0	0	0	0	0	0	0	0	0	0	0	0	L	22-27
10/16	Jets	S	2	2	0	0.0	0.0	0	0	0	0	0	0	1	0	0	0	0	0	0	0	0	0	0	0	L	10-27
10/23	at Commanders	S	4	1	3	0.0	0.0	0	0	0	0	0	0	0	0	0	0	0	0	0	0	0	0	0	0	L	21-23
10/30	at Bills	S	2	1	1	0.0	0.0	0	0	0	0	0	0	0	0	0	0	0	0	0	0	0	0	0	0	L	17-27
11/06	at Lions	S	3	2	1	0.0	0.0	1	2	0	0	0	0	0	0	0	0	0	0	0	0	0	0	0	0	L	9-15
11/13	Cowboys	S	4	1	3	0.0	0.0	0	0	0	0	0	0	0	0	0	0	0	0	0	0	0	0	0	0	W	31-28+
11/17	Titans	S	4	2	2	0.0	0.0	0	0	1	0	0	0	0	0	0	0	0	0	0	0	0	0	0	0	L	17-27
11/27	at Eagles	P	2	1	1	0.0	0.0	0	0	0	0	0	0	0	0	0	0	0	0	0	0	0	0	0	0	L	33-40
12/04	at Bears	P	3	2	1	0.0	0.0	0	0	1	0	0	0	0	0	0	0	0	0	0	0	0	0	0	0	W	28-19
12/19	Rams	P	0	0	0	0.0	0.0	0	0	0	0	0	0	0	0	0	0	0	0	0	0	0	0	0	0	W	24-12
12/25	at Dolphins	S	0	0	0	0.0	0.0	0	0	0	0	0	0	0	0	0	0	0	0	0	0	0	0	0	0	W	26-20
01/01	Vikings		INJURED RESERVE																							W	41-17
01/08	Lions		INJURED RESERVE																							L	16-20
2022 TOTALS		15-12	43	23	20	0.5	3.0	1	2	5	0	0	0	0	1	0	0	0	0	0	0	0	0	0	0	8-9	

+ - Overtime



**TYLER^{LB}
MATAKEVICH**

HEIGHT: 6-1
WEIGHT: 235
COLLEGE: Temple
BORN: December 22, 1992

HOW ACQUIRED: FA '24
NFL EXPERIENCE: 9th year
BIRTHPLACE: Stratford, CT



PRO CAREER

- ✦ Has played in 129 games (one start) in his eight-year career with Pittsburgh (2016-19) and Buffalo (2020-23)
- ✦ Has registered 47 tackles (31 solo), four passes defended and one interception
- ✦ Has played in 13 postseason games (no starts) and registered two tackles (one solo)
- ✦ Three-time captain in Buffalo (2021, 2022 and 2023)
- ✦ Leads all active NFL players with 85 tackles (64 solo) on special teams
- ✦ Made NFL debut in Week 1 of 2016 (at Washington)
- ✦ Made NFL starting debut in Week 5 of 2018 (vs. Atlanta)

2023 (BILLS)

- ✦ Played in 17 regular-season games (no starts)
- ✦ Registered three tackles (one solo) on defense
- ✦ Recorded four tackles (three solo) on special teams

2022 (BILLS)

- ✦ Played in 16 regular-season games (no starts)
- ✦ Registered six tackles (five solo) on special teams

2021 (BILLS)

- ✦ Played in 17 regular-season games (no starts)
- ✦ Registered six tackles (three solo) on defense
- ✦ Recorded team-high 13 tackles (nine solo) on special teams
- ✦ Registered his only career interception in Week 4 vs. Houston

2020 (BILLS)

- ✦ Played in 16 regular-season games (no starts)
- ✦ Registered 13 tackles (nine solo) on defense
- ✦ Recorded a team-high 10 tackles (seven solo) on special teams

2019 (STEELERS)

- ✦ Played in 16 regular-season games (no starts)
- ✦ Registered two tackles (two solo) on defense
- ✦ Recorded an NFL-best 16 tackles (14 solo) on special teams

2018 (STEELERS)

- ✦ Played in 16 regular-season games (one start)
- ✦ Registered six tackles (three solo) on defense
- ✦ Recorded 10 tackles (nine solo) on special teams
- ✦ Registered first career start in Week 5 vs. Atlanta; registered four tackles (two solo) on defense and two tackles (two solo) on special teams

2017 (STEELERS)

- ✦ Played in 15 regular-season games (no starts)
- ✦ Registered nine tackles (seven solo) on defense
- ✦ Recorded a team-high 14 tackles (11 solo) on special teams

2016 (STEELERS)

- ✦ Played in 16 regular-season games (no starts)
- ✦ Registered eight tackles (six solo) on defense
- ✦ Recorded a team-high 12 tackles (10 solo) on special teams

TRANSACTIONS

- ✦ Signed a one-year contract with Pittsburgh on July 17, 2024
- ✦ Signed a one-year contract extension with Buffalo on March 13, 2023
- ✦ Signed a one-year contract extension with the Bills on March 15, 2021
- ✦ Signed a two-year contract with Buffalo on March 18, 2020
- ✦ Signed a four-year contract with the Steelers on May 5, 2016
- ✦ Drafted by Pittsburgh in the seventh round (246th overall) of the 2016 NFL Draft

PERSONAL

- ✦ Played linebacker and running back for coach Joe Della Vecchia at St. Joseph's H.S.
- ✦ 2011 All-State honoree at linebacker
- ✦ Helped the Cadets to a 10-2 record his senior season en route to back-to-back state championship titles
- ✦ 2010 Connecticut Post Male Athlete of the Year
- ✦ Set the school record for TDs in a game with five against Trumbull as a junior
- ✦ Also played baseball and was named 2010 First Team Connecticut Post All-Star
- ✦ 2010 All-FCIAC honoree
- ✦ Led the team as a junior with a .372 batting average, 32 RBI and five homers
- ✦ Full name is Tyler John Matakevich
- ✦ Parents are Kim and David Matakevich
- ✦ Has an older sister, Ashley, who graduated from Sacred Heart in 2012 where she was a four-year letterwinner in track and field (she holds the school records in the long jump and in the triple jump)
- ✦ Earned degree in adult & organizational development

COLLEGE

- ✦ Four-year letter winner (2012-15) at Temple
- ✦ The Owls all-time leading tackler with 493 stops
- ✦ First Temple defensive player to earn first-team All-America honors and the first Owl at any position since Paul Palmer in 1986
- ✦ 2015 consensus All-American
- ✦ Most decorated football player in school history winning the Chuck Bednarik Award and Bronko Nagurski Trophy given to the nation's most outstanding defensive player
- ✦ 2015 Lott IMPACT Trophy finalist, 2015 Rotary Lombardi Award semifinalist, 2015 Senior CLASS Award finalist, 2015 American Athletic Conference Defensive Player of the Year, 2015 Unanimous All-Conference First Team by American Athletic Conference

REGULAR SEASON COMPARISON: DEFENSIVE - BALTIMORE RAVENS

DATE	OPP	W/L	GP/GS	TACKLES				SACK	YDS.	INT	TFL	PD	QBH	TD	MISC	
				TOT	SOLO	ASST									FF	FR
11/6/16	PIT @BLT	L	P	0	0	0	0.0	0.0	0	0	0	0	0	0	0	
12/25/16	PIT vs. BLT	W	P	0	0	0	0.0	0.0	0	0	0	0	0	0	0	
10/11/17	PIT @BLT	W	P	1	1	0	0.0	0.0	0	0	0	0	0	0	0	
9/30/18	PIT vs. BLT	L	P	0	0	0	0.0	0.0	0	0	0	0	0	0	0	
11/4/18	PIT @BLT	W	P	0	0	0	0.0	0.0	0	0	0	0	0	0	0	
10/6/19	PIT vs. BLT	L	P	2	2	0	0.0	0.0	0	0	0	0	0	0	0	
12/29/19	PIT @BLT	L	P	0	0	0	0.0	0.0	0	0	0	0	0	0	0	
10/2/22	BUF @BLT	W	P	0	0	0	0.0	0.0	0	0	0	0	0	0	0	
11/17/24	PIT vs. BLT	W	P	0	0	0	0.0	0.0	0	0	0	0	0	0	0	
12/21/24	PIT @BLT	L	P	0	0	0	0.0	0.0	0	0	0	0	0	0	0	
TOTALS			5/5	10/0	3	3	0	0.0	0.0	0	0	0	0	0	0	

POSTSEASON COMPARISON: DEFENSIVE - BALTIMORE RAVENS

DATE	OPP	W/L	GP/GS	TACKLES				SACK	YDS.	INT	TFL	PD	QBH	TD	MISC	
				TOT	SOLO	ASST									FF	FR
1/16/21	BUF vs. BLT	W	P	0	0	0	0.0	0.0	0	0	0	0	0	0	0	
TOTALS			1/0	1/0	0	0	0	0.0	0.0	0	0	0	0	0	0	

TYLER MATAKEVICH'S NFL REGULAR SEASON DEFENSIVE STATISTICS

DATE	TEAM	GP	GS	TACKLES							QBH	INTERCEPTIONS					O. FUMB			ST				MISC		
				TK	S	A	TFL	YDS	SK	YDS		NO	YDS	LG	TD	PD	FF	FR	TD	YDS	TK	S	A	FF	FR	S
2016	Steelers	16	0	8	6	2	0	0	0.0	0.0	0	0	0	0	0	0	0	0	12	10	2	0	0	0	0	0
2017	Steelers	15	0	9	7	2	0	0	0.0	0.0	0	0	0	0	1	0	0	0	14	11	3	0	0	0	0	0
2018	Steelers	16	1	6	3	3	0	0	0.0	0.0	0	0	0	0	0	0	0	0	10	9	1	0	0	0	0	0
2019	Steelers	16	0	2	2	0	0	0	0.0	0.0	0	0	0	0	0	0	0	0	16	14	2	0	0	0	0	0
2020	Bills	16	0	13	9	4	0	0	0.0	0.0	0	0	0	0	2	0	0	0	10	3	7	0	0	0	0	0
2021	Bills	17	0	6	3	3	0	0	0.0	0.0	0	1	15	15	1	0	0	0	13	9	4	0	0	0	0	0
2022	Bills	16	0	0	0	0	0	0	0.0	0.0	0	0	0	0	0	0	0	0	6	5	1	0	0	0	0	0
2023	Bills	17	0	3	1	2	0	0	0.0	0.0	0	0	0	0	0	0	0	0	4	3	1	0	0	0	0	0
2024	Steelers	11	0	0	0	0	0	0	0.0	0.0	0	0	0	0	0	0	0	0	4	4	0	0	0	0	0	0
NFL TOTALS		140	1	47	31	16	0	0	0.0	0.0	0	1	15	15	4	0	0	0	89	68	21	0	0	0	0	0

TYLER MATAKEVICH'S NFL POSTSEASON DEFENSIVE STATISTICS

DATE	TEAM	GP	GS	TACKLES							QBH	INTERCEPTIONS					O. FUMB			ST				MISC			
				TK	S	A	TFL	YDS	SK	YDS		NO	YDS	LG	TD	PD	FF	FR	TD	YDS	TK	S	A	FF	FR	S	A
2016	Steelers	3	0	0	0	0	0	0	0.0	0.0	0	0	0	0	0	0	0	0	1	1	0	0	0	0	0	0	0
2017	Steelers	1	0	0	0	0	0	0	0.0	0.0	0	0	0	0	0	0	0	0	0	0	0	0	0	0	0	0	0
2020	Bills	3	0	0	0	0	0	0	0.0	0.0	0	0	0	0	0	0	0	0	0	0	0	0	0	0	0	0	0
2021	Bills	2	0	2	1	1	0	0	0.0	0.0	0	0	0	0	0	0	0	0	1	1	0	0	0	0	0	0	0
2022	Bills	2	0	0	0	0	0	0	0.0	0.0	0	0	0	0	0	0	0	0	2	2	0	0	0	0	0	0	0
2023	Bills	2	0	0	0	0	0	0	0.0	0.0	0	0	0	0	0	0	0	0	1	1	0	0	0	0	0	0	0
NFL TOTALS		13	0	2	1	1	0	0	0.0	0.0	0	0	0	0	0	0	0	0	5	5	0	0	0	0	0	0	0



**RYAN^c
MCCOLLUM**

HEIGHT: 6-5
WEIGHT: 300
COLLEGE: Texas A&M
BORN: March 4, 1998

HOW ACQUIRED: W '22 (DET)
NFL EXPERIENCE: 3rd year
BIRTHPLACE: Spring, TX



PRO CAREER

- ✦ Has played in 13 games (one start) over his three-year NFL career (Detroit 2021; Pittsburgh 2022-23)
- ✦ Made NFL debut in Week 5 of 2021 (at Minnesota)
- ✦ Made NFL starting debut in Week 6 of 2021 (vs. Cincinnati)

2023 (STEELERS)

- ✦ Spent the season on the practice squad

2022 (STEELERS)

- ✦ Spent the season on the practice squad

2021 (LIONS)

- ✦ Played in 13 regular-season games (one start) at center

2020 (TEXANS)

- ✦ Spent the season on the Houston practice squad

TRANSACTIONS

- ✦ Signed a reserve/future contract with Pittsburgh on Jan. 18, 2024
- ✦ Signed a reserve/future contract with the Steelers on Jan. 13, 2023
- ✦ Signed to the practice squad by Pittsburgh on Oct. 4, 2022
- ✦ Signed to the practice squad by the Steelers on Aug. 31, 2022
- ✦ Waived by Pittsburgh on Aug. 30, 2022
- ✦ Claimed by the Steelers off waivers from Detroit on Aug. 16, 2022
- ✦ Waived by the Lions on Aug. 15, 2022
- ✦ Promoted to the Detroit active roster on Oct. 7, 2021
- ✦ Signed to the Houston practice squad on Sept. 2, 2021
- ✦ Waived by the Texans on Aug. 31, 2021
- ✦ Signed as an undrafted free agent by Houston on May 1, 2021

PERSONAL

- ✦ Coached by David Smith at Klein Oak High School
- ✦ Earned first-team All-District 15-6A honors and All-Greater Houston honors as a senior
- ✦ Helped Klein Oak reach the state quarterfinals as a junior
- ✦ Three-star recruit, McCollum chose Texas A&M over Oklahoma State, Texas, Texas Tech and Houston

COLLEGE

- ✦ Played in 33 games at Texas A&M (2016-20)
- ✦ Started all 10 games and logged 690 snaps at center as a senior in 2020
- ✦ Key part of one of the SEC's best offensive lines in the nation as the unit also led the SEC in sacks allowed (0.7), tackles for loss allowed (3.8) and yards per carry (5.45)
- ✦ Texas A&M was the only offensive line to lead the league in all three categories in over 10 years
- ✦ Helped the Aggies rack up 543 yards of offense in the win over Florida, including 205 on the ground
- ✦ Protected QB Kellen Mond and did not allow a sack for the third straight game while also only giving up one tackle for loss on the final play of the game at Mississippi State
- ✦ Helped the Aggies tally 530 yards of total offense in the dominating 48-3 win at South Carolina, including 264 on the ground
- ✦ Rolled over the Tigers defense for a season-high 313 yards rushing in the victory at Auburn
- ✦ Texas A&M offensive line was named a finalist for the Joe Moore Award

RYAN MCCOLLUM'S NFL REGULAR SEASON STATISTICS

DATE	TEAM	GP	GS
2021	Texans	0	0
Went from Houston to Detroit .			
2021	Lions	13	1
2021	TOTAL	13	1
2022	Lions	0	0
Went from Detroit to Pittsburgh .			
2022	Steelers	0	0
2022	TOTAL	0	0
2023	Steelers	0	0
2024	Steelers	17	2
NFL TOTALS		30	3

RYAN MCCOLLUM'S NFL POSTSEASON STATISTICS

DATE	TEAM	GP	GS
2023	Steelers	0	0
NFL TOTALS		0	0

2024 GAME-BY-GAME REGULAR-SEASON STATISTICS (STEELERS)

DATE	OPPONENT	P/S	W/L	SCORE
09/08	at Falcons	P	W	18-10
09/15	at Broncos	P	W	13-6
09/22	Chargers	P	W	20-10
09/29	at Colts	P	L	24-27
10/06	Cowboys	P	L	17-20
10/13	at Raiders	P	W	32-13
10/20	Jets	S	W	37-15
10/28	Giants	S	W	26-18
11/10	at Commanders	P	W	28-27
11/17	Ravens	P	W	18-16
11/21	at Browns	P	L	19-24
12/01	at Bengals	P	W	44-38
12/08	Browns	P	W	27-14
12/15	at Eagles	P	L	13-27
12/21	at Ravens	P	L	17-34
12/25	Chiefs	P	L	10-29
01/04	Bengals	P	L	17-19
2024 TOTALS			10-7	



MASON[®] MCCORMICK

HEIGHT: 6-5
WEIGHT: 315
COLLEGE: South Dakota State
BORN: May 25, 2000

HOW ACQUIRED: D4 '24
NFL EXPERIENCE: R
BIRTHPLACE: Sioux Falls, SD



PRO CAREER

- ✦ Has yet to make NFL debut

TRANSACTIONS

- ✦ Signed a four-year contract with Pittsburgh on May 11, 2024
- ✦ Drafted by the Steelers in the fourth round (119th overall) of the 2024 NFL Draft

PERSONAL

- ✦ Earned First-Team All-State honors and was a member of the Sioux Falls Argus Leader Elite 45 after helping lead Roosevelt High School to the state championship game in 2017
- ✦ Also competed in track and field, placing second in the discus and fifth in the shot put at Class AA state meet as a senior
- ✦ Scholar-athlete award recipient

COLLEGE

- ✦ Played in 70 games (57 starts) at South Dakota State (2018-23)
- ✦ Became the 34th Jackrabbit to be taken in the NFL Draft and the sixth in the last seven seasons
- ✦ First SDSU offensive lineman to be drafted since Adam Timmerman was a seventh-round pick by the Green Bay Packers in 1995
- ✦ Started the final 57 games of his college career
- ✦ American Football Coaches Association FCS All-America First Team (2022)
- ✦ American Football Coaches Association FCS
- ✦ All-America Second Team (2023)
- ✦ Associated Press FCS All-America First Team (2022, 2023)
- ✦ Phil Steele FCS Offensive Lineman of the Year (2023)
- ✦ Phil Steele FCS All-America First Team (2022, 2023)
- ✦ HERO Sports FCS All-America Team (2020-21, 2021, 2022)
- ✦ HERO Sports FCS Sophomore All-America Team (2020-21)
- ✦ Stats Perform FCS All-America First Team (2023)
- ✦ Stats Perform FCS All-America Second Team (2022)
- ✦ All-Missouri Valley Football Conference First Team (2022, 2023)
- ✦ All-MVFC Second Team (2020-21, 2021)
- ✦ MVFC Offensive Lineman of the Week (Oct. 1, 2022; Sept. 30, 2023)
- ✦ Hampshire Honor Society (2023)
- ✦ College Sports Communicators Academic All-District (2022)
- ✦ MVFC Commissioner's Academic Excellence Award (2019, 2020-21, 2021)
- ✦ MVFC Honor Roll (2018, 2019, 2020-21, 2021, 2022)
- ✦ Team Captain (2021, 2022, 2023)

MASON MCCORMICK'S NFL REGULAR SEASON STATISTICS

DATE	TEAM	GP	GS
2024	Steelers	17	14
NFL TOTALS		17	14

2024 GAME-BY-GAME REGULAR-SEASON STATISTICS (STEELERS)

DATE	OPPONENT	P/S	W/L	SCORE
09/08	at Falcons	P	W	18-10
09/15	at Broncos	P	W	13-6
09/22	Chargers	P	W	20-10
09/29	at Colts	S	L	24-27
10/06	Cowboys	S	L	17-20
10/13	at Raiders	S	W	32-13
10/20	Jets	S	W	37-15
10/28	Giants	S	W	26-18
11/10	at Commanders	S	W	28-27
11/17	Ravens	S	W	18-16
11/21	at Browns	S	L	19-24
12/01	at Bengals	S	W	44-38
12/08	Browns	S	W	27-14
12/15	at Eagles	S	L	13-27
12/21	at Ravens	S	L	17-34
12/25	Chiefs	S	L	10-29
01/04	Bengals	S	L	17-19
2024 TOTALS		17-14	10-7	



SCOTTY WR
MILLER

HEIGHT: 5-9
WEIGHT: 174
COLLEGE: Bowling Green
BORN: July 31, 1997

HOW ACQUIRED: FA '24
NFL EXPERIENCE: 6th year
BIRTHPLACE: Barrington, IL



PRO CAREER

- ✦ Has played in 67 regular-season games (eight starts) over his five-year career (Tampa Bay 2019-22; Atlanta 2023)
- ✦ Has caught 85 passes for 1,085 yards (12.8 avg.) and six TDs in addition to eight carries for 81 yards (10.1 avg.) and one rushing TD
- ✦ Made NFL debut in Week 3 of 2019 (vs. N.Y. Giants)
- ✦ Made NFL starting debut in Week 12 of 2019 (at Atlanta)

2023 (FALCONS)

- ✦ Played in all 17 regular-season games (no starts)
- ✦ Caught 11 passes for 161 yards (14.6 avg.), including a career-long 56-yard reception, and two TDs
- ✦ Registered an eight-yard TD reception in Week 8 at Tennessee
- ✦ Recorded a two-yard TD reception in Week 10 at Arizona
- ✦ His 56-yard reception came in Week 18 at New Orleans

2022 (BUCCANEERS)

- ✦ Played in 15 regular-season games (one start)
- ✦ Caught 23 passes for 185 yards (8.0 avg.)
- ✦ Rushed for eight yards on one carry (8.0 avg.)

2021 (BUCCANEERS)

- ✦ Played in nine regular-season games (no starts)
- ✦ Caught five passes for 38 yards (7.6 avg.)
- ✦ Rushed for a career-high of 43 yards and one TD on two carries (21.5 avg.)

2020 (BUCCANEERS)

- ✦ Played in 16 regular-season games (five starts)
- ✦ Caught 33 passes for 501 yards (15.2 avg.) and three TDs
- ✦ Played in four postseason games (two starts) tallying four receptions for 80 yards (20.0 avg.) and one TD en route to a Super Bowl LV Championship

2019 (BUCCANEERS)

- ✦ Played in 10 regular-season games (two starts)
- ✦ Caught 13 passes for 200 yards (15.4 avg.) and one TD

TRANSACTIONS

- ✦ Signed a one-year contract with Pittsburgh on May 8, 2024
- ✦ Signed a one-year contract with Atlanta on March 28, 2023
- ✦ Signed a four-year contract with Tampa Bay on May 9, 2019
- ✦ Drafted by the Buccaneers in the sixth round (208th overall) of the 2019 NFL Draft

PERSONAL

- ✦ Attended Barrington (Ill.) H.S.
- ✦ In 2020, supported Special Olympics as part of the NFL's My Cause, My Cleats initiative
- ✦ Was a two-time all-conference, two-time all-area selection and voted team captain at Barrington H.S.
- ✦ Finished his final two seasons with 1,500 receiving yards and 28 TDs, including one via kick return, punt return and interception return
- ✦ Three-year varsity letterman in football and also lettered in track, earning six total letters
- ✦ Won the Mid-Suburban League in 2013
- ✦ Married to Jenna Miller
- ✦ Son of Scott and Kristen Miller and has three sisters, Megan, Abby, and Kelsey

COLLEGE

- ✦ Played four seasons (2015-18) at Bowling Green State University in Bowling Green, Ohio
- ✦ Appeared in 45 games (34 starts), totaling 215 receptions for 2,868 yards (13.3 avg.) and 23 TDs
- ✦ Finished his career tied for the third-most receptions in school history, while ranking third in receiving yards
- ✦ Started all 11 games as a senior in 2018, recording a career-best 1,148 receiving yards, with a team-leading nine receiving TDs, earning second-team All-MAC honors
- ✦ Named third-team All-MAC as a junior in 2017, leading the team in receptions (63) and yards (722), to go along with four receiving TDs
- ✦ As a sophomore in 2016, caught 74 passes for 968 yards and 10 TDs, earning first-team All-MAC honors
- ✦ Finished the season tied for 25th in the country in TD receptions
- ✦ Played the final 10 games of his freshman year in 2015, catching seven passes for 29 yards and returning 24 kickoffs for 457 yards

REGULAR SEASON COMPARISON: RECEIVING - BALTIMORE RAVENS

DATE	OPP	W/L	GP/GS	REC	YDS.	AVG.	TD	LG	TGTS	YAC
10/27/22	TB vs. BLT	L	P	2	13	6.5	0	7	2	4
11/17/24	PIT vs. BLT	W	P	0	0	0	0	0	0	0
12/21/24	PIT @BLT	L	S	0	0	0	0	0	0	0
TOTALS			1/2 3/1	2	13	6.5	0	7	2	4

SCOTTY MILLER'S NFL REGULAR SEASON RUSHING/RECEIVING STATISTICS

DATE	TEAM	GP	GS	RECEIVING					RUSHING				
				NO.	YDS.	AVG.	LG	TD	NO.	YDS.	AVG.	LG	TD
2019	Buccaneers	10	2	13	200	15.4	48	1	2	16	8.0	18	0
2020	Buccaneers	16	5	33	501	15.2	48t	3	3	14	4.7	7	0
2021	Buccaneers	9	0	5	38	7.6	13	0	2	43	21.5	33t	1
2022	Buccaneers	15	1	23	185	8.0	23	0	1	8	8.0	8	0
2023	Falcons	17	0	11	161	14.6	56	2	0	0	0.0	0	0
2024	Steelers	13	1	5	69	13.8	21	0	0	0	0.0	0	0
NFL TOTALS		80	9	90	1,154	12.8	56	6	8	81	10.1	33T	1

SCOTTY MILLER'S NFL POSTSEASON RUSHING/RECEIVING STATISTICS

DATE	TEAM	GP	GS	RECEIVING					RUSHING				
				NO.	YDS.	AVG.	LG	TD	NO.	YDS.	AVG.	LG	TD
2020	Buccaneers	4	2	4	80	20.0	39t	1	2	5	2.5	8	0
2021	Buccaneers	2	0	5	46	9.2	19	0	1	9	9.0	9	0
2022	Buccaneers	1	0	0	0	0.0	0	0	0	0	0.0	0	0
NFL TOTALS		7	2	9	126	14.0	39T	1	3	14	4.7	9	0

SCOTTY MILLER'S NFL REGULAR SEASON RETURN STATISTICS

DATE	TEAM	KICKOFF RETURNS					PUNT RETURNS					
		RET.	YDS.	AVG.	LG	TD	NO.	FC	YDS.	AVG.	LG	TD
2019	Buccaneers	0	0	0.0	0	0	0	0	0	0.0	0	0
2020	Buccaneers	0	0	0.0	0	0	0	0	0	0.0	0	0
2021	Buccaneers	1	19	19.0	19	0	0	0	0	0.0	0	0
2022	Buccaneers	0	0	0.0	0	0	0	0	0	0.0	0	0
2023	Falcons	1	14	14.0	14	0	1	1	4	4.0	4	0
2024	Steelers	0	0	0.0	0	0	0	0	0	0.0	0	0
NFL TOTALS		2	33	16.5	19	0	1	1	4	4.0	4	0

SCOTTY MILLER'S NFL POSTSEASON RETURN STATISTICS

DATE	TEAM	KICKOFF RETURNS					PUNT RETURNS					
		RET.	YDS.	AVG.	LG	TD	NO.	FC	YDS.	AVG.	LG	TD
2020	Buccaneers	0	0	0.0	0	0	0	0	0	0.0	0	0
2021	Buccaneers	0	0	0.0	0	0	0	0	0	0.0	0	0
2022	Buccaneers	0	0	0.0	0	0	0	0	0	0.0	0	0
NFL TOTALS		0	0	0.0	0	0	0	0	0	0.0	0	0

SINGLE-GAME HIGHS: RUSHING/RECEIVING

Rush Attempts	2 vs. Carolina Panthers, Jan 09, 2022 1 at New Orleans Saints, Sep 18, 2022 ...5 more at 1.	Kickoff Return Yards	19 vs. Atlanta Falcons, Sep 19, 2021 14 at Carolina Panthers, Dec 17, 2023
Rushing Yards	43 vs. Carolina Panthers, Jan 09, 2022 18 at New Orleans Saints, Oct 06, 2019	Longest Kickoff Return	19 vs. Atlanta Falcons, Sep 19, 2021 14 at Carolina Panthers, Dec 17, 2023
Longest Runs	33t vs. Carolina Panthers, Jan 09, 2022 18 at New Orleans Saints, Oct 06, 2019	Fair Catches	1 at Arizona Cardinals, Nov 12, 2023
Rushing TDs	1 vs. Carolina Panthers, Jan 09, 2022	Punt Return Yards	4 vs. Carolina Panthers, Sep 10, 2023
Receptions	7 vs. Los Angeles Rams, Nov 06, 2022 6 at Las Vegas Raiders, Oct 25, 2020	Longest Punt Return	4 vs. Carolina Panthers, Sep 10, 2023
Receiving Yards	109 at Las Vegas Raiders, Oct 25, 2020 83 vs. Los Angeles Chargers, Oct 04, 2020 ...1 more at 83.	Punt Returns	1 vs. Carolina Panthers, Sep 10, 2023
Receiving Average	27.7 at Denver Broncos, Sep 27, 2020 18.2 at Las Vegas Raiders, Oct 25, 2020	Special Teams Tackles	1 vs. Carolina Panthers, Sep 10, 2023 1 at Pittsburgh Steelers, Oct 16, 2022 1 at Arizona Cardinals, Nov 12, 2023 1 at Tennessee Titans, Oct 29, 2023 ...5 more at 1.
Longest Receptions	56 at New Orleans Saints, Jan 07, 2024 48t vs. Minnesota Vikings, Dec 13, 2020 ...1 more at 48.	Miscellaneous Tackles	1 vs. New Orleans Saints, Dec 19, 2021 1 at Indianapolis Colts, Nov 28, 2021 ...1 more at 1.
Receiving TDs	1 at Arizona Cardinals, Nov 12, 2023 1 at Tennessee Titans, Oct 29, 2023 ...4 more at 1.	Scrimmage Yards	109 at Las Vegas Raiders, Oct 25, 2020 83 vs. Los Angeles Chargers, Oct 04, 2020 ...1 more at 83.
All-Purpose Yards	109 at Las Vegas Raiders, Oct 25, 2020 83 vs. Los Angeles Chargers, Oct 04, 2020 ...1 more at 83.		
Kickoff Returns	1 at Carolina Panthers, Dec 17, 2023 1 vs. Atlanta Falcons, Sep 19, 2021		

SINGLE-GAME HIGHS - POSTSEASON: RUSHING/RECEIVING

Rush Attempts	1 vs. Philadelphia Eagles, Jan 16, 2022 1 vs. Kansas City Chiefs, Feb 07, 2021 1 at Washington Football Team, Jan 09, 2021	Longest Receptions	39t at Green Bay Packers, Jan 24, 2021 29 at New Orleans Saints, Jan 17, 2021 19 vs. Los Angeles Rams, Jan 23, 2022
Rushing Yards	9 vs. Philadelphia Eagles, Jan 16, 2022 8 at Washington Football Team, Jan 09, 2021	Receiving TDs	16 vs. Los Angeles Rams, Jan 23, 2022 15 at Washington Football Team, Jan 09, 2021
Longest Runs	9 vs. Philadelphia Eagles, Jan 16, 2022 8 at Washington Football Team, Jan 09, 2021	All-Purpose Yards	1 at Green Bay Packers, Jan 24, 2021 38 vs. Los Angeles Rams, Jan 23, 2022 36 at Green Bay Packers, Jan 24, 2021 29 at New Orleans Saints, Jan 17, 2021
Receptions	4 vs. Los Angeles Rams, Jan 23, 2022 2 at Green Bay Packers, Jan 24, 2021 1 vs. Philadelphia Eagles, Jan 16, 2022 1 at New Orleans Saints, Jan 17, 2021 1 at Washington Football Team, Jan 09, 2021	Most TDs	17 vs. Philadelphia Eagles, Jan 16, 2022 1 at Green Bay Packers, Jan 24, 2021
Receiving Yards	38 vs. Los Angeles Rams, Jan 23, 2022 36 at Green Bay Packers, Jan 24, 2021 29 at New Orleans Saints, Jan 17, 2021 15 at Washington Football Team, Jan 09, 2021 8 vs. Philadelphia Eagles, Jan 16, 2022	Scrimmage Yards	38 vs. Los Angeles Rams, Jan 23, 2022 36 at Green Bay Packers, Jan 24, 2021 29 at New Orleans Saints, Jan 17, 2021 23 at Washington Football Team, Jan 09, 2021 17 vs. Philadelphia Eagles, Jan 16, 2022
Receiving Average	9.5 vs. Los Angeles Rams, Jan 23, 2022		

100-YARD RECEIVING GAMES (1): REGULAR SEASON

DATE	TEAM	NO.	YDS.	AVG.	LG	TD
10/25/20	at Raiders	6	109	18.2	35	1

2024 GAME-BY-GAME REGULAR-SEASON STATISTICS (STEELERS)

DATE	OPPONENT	P/S	RECEIVING					RUSHING					W/L	SCORE
			NO.	YDS.	AVG.	LG	TD	NO.	YDS.	AVG.	LG	TD		
09/08	at Falcons	P	0	0	0.0	0	0	0	0	0.0	0	0	W	18-10
09/15	at Broncos	P	0	0	0.0	0	0	0	0	0.0	0	0	W	13-6
09/22	Chargers	P	2	31	15.5	20	0	0	0	0.0	0	0	W	20-10
09/29	at Colts	P	0	0	0.0	0	0	0	0	0.0	0	0	L	24-27
10/06	Cowboys	P	0	0	0.0	0	0	0	0	0.0	0	0	L	17-20
10/13	at Raiders	P	0	0	0.0	0	0	0	0	0.0	0	0	W	32-13
10/20	Jets	P	0	0	0.0	0	0	0	0	0.0	0	0	W	37-15
10/28	Giants	P	0	0	0.0	0	0	0	0	0.0	0	0	W	26-18
11/10	at Commanders												W	28-27
11/17	Ravens	P	0	0	0.0	0	0	0	0	0.0	0	0	W	18-16
11/21	at Browns												L	19-24
12/01	at Bengals												W	44-38
12/08	Browns	P	3	38	12.7	21	0	0	0	0.0	0	0	W	27-14
12/15	at Eagles	P	0	0	0.0	0	0	0	0	0.0	0	0	L	13-27
12/21	at Ravens	S	0	0	0.0	0	0	0	0	0.0	0	0	L	17-34
12/25	Chiefs	P	0	0	0.0	0	0	0	0	0.0	0	0	L	10-29
01/04	Bengals												L	17-19
2024 TOTALS		13-1	5	69	13.8	21	0	0	0	0.0	0	0	10-7	

2023 GAME-BY-GAME REGULAR-SEASON STATISTICS (FALCONS)

DATE	OPPONENT	P/S	RECEIVING					RUSHING					W/L	SCORE
			NO.	YDS.	AVG.	LG	TD	NO.	YDS.	AVG.	LG	TD		
09/10	Panthers	P	0	0	0.0	0	0	0	0	0.0	0	0	W	24-10
09/17	Packers	P	0	0	0.0	0	0	0	0	0.0	0	0	W	25-24
09/24	at Lions	P	0	0	0.0	0	0	0	0	0.0	0	0	L	6-20
10/01	at Jaguars	P	0	0	0.0	0	0	0	0	0.0	0	0	L	7-23
10/08	Texans	P	2	10	5.0	7	0	0	0	0.0	0	0	W	21-19
10/15	Commanders	P	1	4	4.0	4	0	0	0	0.0	0	0	L	16-24
10/22	at Buccaneers	P	1	46	46.0	46	0	0	0	0.0	0	0	W	16-13
10/29	at Titans	P	2	14	7.0	8t	1	0	0	0.0	0	0	L	23-28
11/05	Vikings	P	0	0	0.0	0	0	0	0	0.0	0	0	L	28-31
11/12	at Cardinals	P	1	2	2.0	2t	1	0	0	0.0	0	0	L	23-25
11/26	Saints	P	1	4	4.0	4	0	0	0	0.0	0	0	W	24-15
12/03	at Jets	P	0	0	0.0	0	0	0	0	0.0	0	0	W	13-8
12/10	Buccaneers	P	0	0	0.0	0	0	0	0	0.0	0	0	L	25-29
12/17	at Panthers	P	0	0	0.0	0	0	0	0	0.0	0	0	L	7-9
12/24	Colts	P	1	15	15.0	15	0	0	0	0.0	0	0	W	29-10
12/31	at Bears	P	0	0	0.0	0	0	0	0	0.0	0	0	L	17-37
01/07	at Saints	P	2	66	33.0	56	0	0	0	0.0	0	0	L	17-48
2023 TOTALS		17-0	11	161	14.6	56	2	0	0	0.0	0	0	7-10	

2022 GAME-BY-GAME REGULAR-SEASON STATISTICS (BUCCANEERS)

DATE	OPPONENT	P/S	RECEIVING					RUSHING					W/L	SCORE
			NO.	YDS.	AVG.	LG	TD	NO.	YDS.	AVG.	LG	TD		
09/11	at Cowboys												W	19-3
09/18	at Saints	P	3	34	11.3	23	0	1	8	8.0	8	0	W	20-10
09/25	Packers	S	1	4	4.0	4	0	0	0	0.0	0	0	L	12-14
10/02	Chiefs												L	31-41
10/09	Falcons	P	4	35	8.8	12	0	0	0	0.0	0	0	W	21-15
10/16	at Steelers	P	0	0	0.0	0	0	0	0	0.0	0	0	L	18-20
10/23	at Panthers	P	2	6	3.0	4	0	0	0	0.0	0	0	L	3-21
10/27	Ravens	P	2	13	6.5	7	0	0	0	0.0	0	0	L	22-27
11/06	Rams	P	7	53	7.6	14	0	0	0	0.0	0	0	W	16-13
11/13	Seahawks	P	2	25	12.5	22	0	0	0	0.0	0	0	W	21-16
11/27	at Browns	P	0	0	0.0	0	0	0	0	0.0	0	0	L	17-23+
12/05	Saints	P	1	7	7.0	7	0	0	0	0.0	0	0	W	17-16
12/11	at 49ers	P	0	0	0.0	0	0	0	0	0.0	0	0	L	7-35
12/18	Bengals	P	0	0	0.0	0	0	0	0	0.0	0	0	L	23-34
12/25	at Cardinals	P	0	0	0.0	0	0	0	0	0.0	0	0	W	19-16+
01/01	Panthers	P	0	0	0.0	0	0	0	0	0.0	0	0	W	30-24
01/08	at Falcons	P	1	8	8.0	8	0	0	0	0.0	0	0	L	17-30
2022 TOTALS		15-1	23	185	8.0	23	0	1	8	8.0	8	0	8-9	

+ - Overtime

2021 GAME-BY-GAME REGULAR-SEASON STATISTICS (BUCCANEERS)

DATE	OPPONENT	P/S	RECEIVING					RUSHING					W/L	SCORE
			NO.	YDS.	AVG.	LG	TD	NO.	YDS.	AVG.	LG	TD		
09/09	Cowboys	P	0	0	0.0	0	0	0	0	0.0	0	0	W	31-29
09/19	Falcons	P	0	0	0.0	0	0	0	0	0.0	0	0	W	48-25
09/26	at Rams	P	2	11	5.5	8	0	0	0	0.0	0	0	L	24-34
10/03	at Patriots												W	19-17
10/10	Dolphins												W	45-17
10/14	at Eagles												W	28-22
10/24	Bears												W	38-3
10/31	at Saints												L	27-36
11/14	at Football Team												L	19-29
11/22	Giants												W	30-10
11/28	at Colts	P	0	0	0.0	0	0	0	0	0.0	0	0	W	38-31
12/05	at Falcons	P	0	0	0.0	0	0	0	0	0.0	0	0	W	30-17
12/12	Bills												W	33-27+
12/19	Saints	P	2	18	9.0	13	0	0	0	0.0	0	0	L	0-9
12/26	at Panthers	P	0	0	0.0	0	0	0	0	0.0	0	0	W	32-6
01/02	at Jets	P	0	0	0.0	0	0	0	0	0.0	0	0	W	28-24
01/09	Panthers	P	1	9	9.0	9	0	2	43	21.5	33t	1	W	41-17
2021 TOTALS		9-0	5	38	7.6	13	0	2	43	21.5	33T	1	13-4	

+ - Overtime

2020 GAME-BY-GAME REGULAR-SEASON STATISTICS (BUCCANEERS)

DATE	OPPONENT	P/S	RECEIVING					RUSHING					W/L	SCORE
			NO.	YDS.	AVG.	LG	TD	NO.	YDS.	AVG.	LG	TD		
09/13	at Saints												L	23-34
09/20	Panthers	S	2	11	5.5	6	0	1	1	1.0	1	0	W	31-17
09/27	at Broncos	P	3	83	27.7	47	0	0	0	0.0	0	0	W	28-10
10/04	Chargers	S	5	83	16.6	44	1	0	0	0.0	0	0	W	38-31
10/08	at Bears	S	0	0	0.0	0	0	0	0	0.0	0	0	L	19-20
10/18	Packers	P	1	6	6.0	6	0	0	0	0.0	0	0	W	38-10
10/25	at Raiders	P	6	109	18.2	35	1	0	0	0.0	0	0	W	45-20
11/02	at Giants	S	3	35	11.7	19	0	1	7	7.0	7	0	W	25-23
11/08	Saints	P	1	10	10.0	10	0	0	0	0.0	0	0	L	3-38
11/15	at Panthers	P	1	4	4.0	4	0	0	0	0.0	0	0	W	46-23
11/23	Rams	P	0	0	0.0	0	0	0	0	0.0	0	0	L	24-27
11/29	Chiefs	P	0	0	0.0	0	0	0	0	0.0	0	0	L	26-14
12/13	Vikings	P	1	48	48.0	48t	1	0	0	0.0	0	0	W	24-27
12/20	at Falcons	P	3	20	6.7	14	0	0	0	0.0	0	0	W	31-27
12/26	at Lions	P	1	7	7.0	7	0	0	0	0.0	0	0	W	47-7
01/03	Falcons	P	1	12	12.0	12	0	0	0	0.0	0	0	W	44-27
2020 TOTALS		15-4	28	428	15.3	48T	3	2	8	4.0	7	0	11-5	

2019 GAME-BY-GAME REGULAR-SEASON STATISTICS (BUCCANEERS)

DATE	OPPONENT	P/S	RECEIVING					RUSHING					W/L	SCORE
			NO.	YDS.	AVG.	LG	TD	NO.	YDS.	AVG.	LG	TD		
09/08	49ers							ON INACTIVE LIST					L	17-31
09/12	at Panthers							INACTIVE					W	20-14
09/22	Giants	P	0	0	0.0	0	0	0	0	0.0	0	0	L	31-32
09/29	at Rams	P	0	0	0.0	0	0	0	0	0.0	0	0	W	55-40
10/06	at Saints	P	0	0	0.0	0	0	1	18	18.0	18	0	L	24-31
10/13	Panthers	P	3	39	13.0	19	0	0	0	0.0	0	0	L	26-37
10/27	at Titans	P	0	0	0.0	0	0	0	0	0.0	0	0	L	23-27
11/03	at Seahawks	P	0	0	0.0	0	0	0	0	0.0	0	0	L	34-40+
11/10	Cardinals	P	2	33	16.5	28	0	0	0	0.0	0	0	W	30-27
11/17	Saints	P	4	71	17.8	48	0	0	0	0.0	0	0	L	17-34
11/24	at Falcons	S	1	8	8.0	8	0	1	-2	-2.0	-2	0	W	35-22
12/01	at Jaguars							INACTIVE					W	28-11
12/08	Colts							INACTIVE					W	38-35
12/15	at Lions	S	3	49	16.3	33t	1	0	0	0.0	0	0	W	38-17
12/21	Texans							INJURED RESERVE					L	20-23
12/29	Falcons							INJURED RESERVE					L	22-28+
2019 TOTALS		10-2	13	200	15.4	48	1	2	16	8.0	18	0	7-9	

+ - Overtime

2022 GAME-BY-GAME POSTSEASON STATISTICS (BUCCANEERS)

DATE	OPPONENT	P/S	RECEIVING					RUSHING					W/L	SCORE
			NO.	YDS.	AVG.	LG	TD	NO.	YDS.	AVG.	LG	TD		
01/16	Cowboys	P	0	0	0.0	0	0	0	0	0.0	0	0	L	14-31
2022 TOTALS		1-0	0	0	0.0	0	0	0	0	0.0	0	0	0-1	

2021 GAME-BY-GAME POSTSEASON STATISTICS (BUCCANEERS)

DATE	OPPONENT	P/S	RECEIVING					RUSHING					W/L	SCORE
			NO.	YDS.	AVG.	LG	TD	NO.	YDS.	AVG.	LG	TD		
01/16	Eagles	P	1	8	8.0	8	0	1	9	9.0	9	0	W	31-15
01/23	Rams	P	4	38	9.5	19	0	0	0	0.0	0	0	L	27-30
2021 TOTALS		2-0	5	46	9.2	19	0	1	9	9.0	9	0	1-1	

2020 GAME-BY-GAME POSTSEASON STATISTICS (BUCCANEERS)

DATE	OPPONENT	P/S	RECEIVING					RUSHING					W/L	SCORE
			NO.	YDS.	AVG.	LG	TD	NO.	YDS.	AVG.	LG	TD		
01/09	at Football Team	P	1	15	15.0	15	0	1	8	8.0	8	0	W	31-23
01/17	at Saints	P	1	29	29.0	29	0	0	0	0.0	0	0	W	30-20
01/24	at Packers	S	2	36	18.0	39t	1	0	0	0.0	0	0	W	31-26
02/07	Chiefs	S	0	0	0.0	0	0	1	-3	-3.0	-3	0	W	31-9
2020 TOTALS		4-2	4	80	20.0	39T	1	2	5	2.5	8	0	4-0	



JEREMIAH ^{LB}
MOON

HEIGHT: 6-5
WEIGHT: 245
COLLEGE: Florida
BORN: August 18, 1998

HOW ACQUIRED: W' 24 (BLT)
NFL EXPERIENCE: 2nd year
BIRTHPLACE: Hoover, AL



PRO CAREER

- ✦ Has played in eight career games (one start) in two-year career with Baltimore (2023) and Pittsburgh (2024)
- ✦ Has registered 10 tackles (four solo), one tackle for loss and two forced fumbles
- ✦ Has added two tackles (two solo) on special teams
- ✦ Made NFL debut in Week 3 of 2023 (vs. Indianapolis)
- ✦ Made NFL starting debut in Week 4 of 2023 (at Cleveland)

2023 (RAVENS)

- ✦ Played in eight games (one start)
- ✦ Registered 10 tackles (four solo), one tackle for loss and two forced fumbles
- ✦ Added two tackles (two solo) on special teams

2022 (RAVENS)

- ✦ Spent the entire season on the practice squad

TRANSACTIONS

- ✦ Claimed off waivers by Pittsburgh from Baltimore on Jan. 26, 2024
- ✦ Signed a Reserve/Future contract with the Ravens on Jan. 16, 2023
- ✦ Signed to the Baltimore practice squad on August 31, 2022
- ✦ Waived by the Ravens on August 30, 2022
- ✦ Signed with Baltimore as an undrafted free agent on May 6, 2022

PERSONAL

- ✦ Prepped at Hoover (AL) H.S., where he was an Alabama Class 7A first-team All-State selection
- ✦ Led his team to a 10-3 record as a senior and reached the Class 7A State Semifinals
- ✦ Participated in the 2015 Mississippi-Alabama All-Star Football Game
- ✦ Graduated with a degree in telecommunications from Florida

COMMUNITY

- ✦ Participated in the Baltimore Ravens' annual organization-wide volunteer day to build a state-of-the-art playground and provide significant upgrades at Morrell Park Elementary/Middle School and Recreation Center in Baltimore City (2023)
- ✦ The construction and renovation project marks a \$200,000 community investment fully funded by the Ravens Foundation, Inc., in partnership with KABOOM!, Heart of America, Baltimore City Public Schools and Baltimore City Recreation and Park
- ✦ Participated in Ravens annual Holiday Helpers event at Target to shop for holiday gifts with Baltimore youth in need (2022)
- ✦ Joined Jameel McClain's 53 Families Thanksgiving event to serve a warm meal to families in need during the holiday (2022)
- ✦ Joined teammates and Ravens President, Sashi Brown for the ribbon cutting ceremony of the new Ravens themed playground in Northwest Regional Park (2022)
- ✦ Participated in the Baltimore Ravens' annual organization-wide volunteer day to establish new educational spaces at Baltimore City's Franklin Square Elementary/Middle School (2022)...Fully funded by the Ravens Foundation, Inc., the \$200,000 investment project featured multiple renovations with the goal to provide inspiring and engaging learning spaces in Baltimore City
- ✦ The event was coordinated in partnership with Heart of America, a national nonprofit focused on educational equity through space transformation and resource distribution

COLLEGE

- ✦ Played in 48 games (30 starts) over his six-year career at Florida (2016-21)
- ✦ Registered 151 career tackles, 14 tackles for loss, 8.0 sacks, one forced fumble, one fumble recovery and one pass defended
- ✦ Two-time William V. Campbell Trophy Semifinalist (2020-21), also known as the "Academic Heisman," awarded annually to the college football player with the best combination of academics, community service and on-field performance
- ✦ Played in 10 games (nine starts) his final year at Florida (2021)
- ✦ Recorded 49 tackles, 2.0 sacks, 3.5 tackles for loss, one forced fumble and one pass defended
- ✦ Finalist for the Mayo Clinic Comeback Player of the Year Award
- ✦ Started all four games of the Gators' COVID-shortened 2020 campaign, tallying 14 tackles, including 3.5 tackles for loss and 1.0 sack
- ✦ Named to the SEC's Fall Academic Honor Roll
- ✦ Made appearances in nine games (eight starts) in 2019 before sustaining a season-ending injury
- ✦ Registered 31 tackles, five tackles for loss and 3.0 sacks
- ✦ Named SEC Defensive Player of the Week after a season-high five tackles (one solo) and 0.5 sack performance vs. Towson
- ✦ Named to the SEC Fall Academic Honor Roll
- ✦ In 2018, played in 13 games (four starts), recording 31 tackles, 1.5 sacks, one pass defended and one fumble recovery
- ✦ Named to the SEC Academic Honor Roll
- ✦ Appeared in 10 games (five starts) in 2017 and registered 23 tackles, including one tackle for loss and 0.5 sacks
- ✦ In 2016, as a true freshman, played in the first two games of the season, assisting on three tackles, before suffering a season-ending injury and taking a medical redshirt

REGULAR SEASON COMPARISON: DEFENSIVE - BALTIMORE RAVENS

DATE	OPP	W/L	GP/GS	TACKLES							MISC						
				TOT	SOLO	ASST	SACK	YDS.	INT	TFL	PD	QBH	TD	FF	FR		
11/17/24	PIT vs. BLT	W	P	0	0	0	0	0.0	0.0	0	0	0	0	0	0	0	0
12/21/24	PIT @BLT	L	P	0	0	0	0	0.0	0.0	0	0	0	0	0	0	0	0
TOTALS		1/1	2/0	0	0	0	0	0.0	0.0	0	0	0	0	0	0	0	0

JEREMIAH MOON'S NFL REGULAR SEASON DEFENSIVE STATISTICS

DATE	TEAM	GP	GS	TACKLES							INTERCEPTIONS							O. FUMB			ST			MISC				
				TK	S	A	TFL	YDS	SK	YDS	QBH	NO	YDS	LG	TD	PD	FF	FR	TD	YDS	TK	S	A	FF	FR	S	A	
2022	Ravens	0	0	0	0	0	0	0.0	0.0	0	0	0	0	0	0	0	0	0	0	0	0	0	0	0	0	0	0	
2023	Ravens	8	1	10	4	6	1	0	0.0	0.0	0	0	0	0	0	1	0	0	0	0	0	2	2	0	1	0	0	0
2024	Steelers	13	1	2	1	1	0	0	0.0	0.0	0	0	0	0	0	0	0	0	0	0	0	7	4	3	0	0	0	0
NFL TOTALS		21	2	12	5	7	1	0	0.0	0.0	0	0	0	0	0	1	0	0	0	0	9	6	3	1	0	0	0	0

JEREMIAH MOON'S NFL POSTSEASON DEFENSIVE STATISTICS

DATE	TEAM	GP	GS	TACKLES							INTERCEPTIONS							O. FUMB			ST			MISC			
				TK	S	A	TFL	YDS	SK	YDS	QBH	NO	YDS	LG	TD	PD	FF	FR	TD	YDS	TK	S	A	FF	FR	S	A
2022	Ravens	0	0	0	0	0	0	0.0	0.0	0	0	0	0	0	0	0	0	0	0	0	0	0	0	0	0	0	0
2023	Ravens	1	0	0	0	0	0	0.0	0.0	0	0	0	0	0	0	0	0	0	0	0	0	0	0	0	0	0	0
NFL TOTALS		1	0	0	0	0	0	0.0	0.0	0	0	0	0	0	0	0	0	0	0	0	0	0	0	0	0	0	0

SINGLE-GAME HIGHS: DEFENSIVE

- Total Tackles: 5 vs. Indianapolis Colts, Sep 24, 2023
- Tackles For Loss: 1 vs. Pittsburgh Steelers, Jan 06, 2024
- Solo Tackles: 2 vs. Pittsburgh Steelers, Jan 06, 2024
- Special Teams Tackles: 2 at Philadelphia Eagles, Dec 15, 2024
- Forced Fumbles: 1 vs. Pittsburgh Steelers, Jan 06, 2024
- Interceptions: 1 at Cleveland Browns, Nov 21, 2024
- ...5 more at 1.

2024 GAME-BY-GAME REGULAR-SEASON STATISTICS (STEELERS)

DATE	OPPONENT	P/S	TACKLES							INTERCEPTIONS							O. FUMB			ST			MISC			W/L	SCORE	
			TK	S	A	SK	YDS	TFL	YDS	QBH	NO	YDS	LG	TD	PD	FF	FR	TD	YDS	TK	S	A	FF	FR	S			A
09/08	at Falcons		INJURED RESERVE - DESIGNATED FOR RETURN																							W	18-10	
09/15	at Broncos		INJURED RESERVE - DESIGNATED FOR RETURN																							W	13-6	
09/22	Chargers		INJURED RESERVE - DESIGNATED FOR RETURN																							W	20-10	
09/29	at Colts		INJURED RESERVE - DESIGNATED FOR RETURN																							L	24-27	
10/06	Cowboys	P	1	1	0	0.0	0.0	0	0	0	0	0	0	0	0	0	0	0	0	0	0	0	0	0	0	0	L	17-20
10/13	at Raiders	S	1	0	1	0.0	0.0	0	0	0	0	0	0	0	0	0	0	0	1	1	0	0	0	0	0	0	W	32-13
10/20	Jets	P	0	0	0	0.0	0.0	0	0	0	0	0	0	0	0	0	0	0	1	1	0	0	0	0	0	0	W	37-15
10/28	Giants	P	0	0	0	0.0	0.0	0	0	0	0	0	0	0	0	0	0	0	1	1	0	0	0	0	0	0	W	26-18
11/10	at Commanders	P	0	0	0	0.0	0.0	0	0	0	0	0	0	0	0	0	0	0	0	0	0	0	0	0	0	0	W	28-27
11/17	Ravens	P	0	0	0	0.0	0.0	0	0	0	0	0	0	0	0	0	0	0	0	0	0	0	0	0	0	0	W	18-16
11/21	at Browns	P	0	0	0	0.0	0.0	0	0	0	0	0	0	0	0	0	0	0	1	1	0	0	0	0	0	0	L	19-24
12/01	at Bengals	P	0	0	0	0.0	0.0	0	0	0	0	0	0	0	0	0	0	0	0	0	0	0	0	0	0	0	W	44-38
12/08	Browns	P	0	0	0	0.0	0.0	0	0	0	0	0	0	0	0	0	0	0	0	0	0	0	0	0	0	0	W	27-14
12/15	at Eagles	P	0	0	0	0.0	0.0	0	0	0	0	0	0	0	0	0	0	0	2	2	0	0	0	0	0	0	L	13-27
12/21	at Ravens	P	0	0	0	0.0	0.0	0	0	0	0	0	0	0	0	0	0	0	0	0	0	0	0	0	0	0	L	17-34
12/25	Chiefs	P	0	0	0	0.0	0.0	0	0	0	0	0	0	0	0	0	0	0	1	1	0	0	0	0	0	0	L	10-29
01/04	Bengals	P	0	0	0	0.0	0.0	0	0	0	0	0	0	0	0	0	0	0	0	0	0	0	0	0	0	0	L	17-19
2024 TOTALS		13-1	2	1	1	0.0	0.0	0	0	0	0	0	0	0	0	0	0	7	4	3	0	0	0	0	0	0	10-7	

2023 GAME-BY-GAME REGULAR-SEASON STATISTICS (RAVENS)

DATE	OPPONENT	P/S	TACKLES							INTERCEPTIONS							O. FUMB			ST			MISC			W/L	SCORE	
			TK	S	A	SK	YDS	TFL	YDS	QBH	NO	YDS	LG	TD	PD	FF	FR	TD	YDS	TK	S	A	FF	FR	S			A
09/10	Texans		PRACTICE SQUAD																							W	25-9	
09/17	at Bengals		PRACTICE SQUAD																							W	27-24	
09/24	Colts	P	5	2	3	0.0	0.0	0	0	0	0	0	0	0	0	0	0	0	0	0	0	0	0	0	0	0	L	19-22+
10/01	at Browns	S	0	0	0	0.0	0.0	0	0	0	0	0	0	0	0	0	0	0	0	0	0	0	0	0	0	0	W	28-3
10/08	at Steelers	P	0	0	0	0.0	0.0	0	0	0	0	0	0	0	0	0	0	0	1	1	0	1	0	0	0	0	L	10-17
10/15	at Titans	P	0	0	0	0.0	0.0	0	0	0	0	0	0	0	0	0	0	0	0	0	0	0	0	0	0	0	W	24-16
10/22	Lions		ON INACTIVE LIST																							W	38-6	
10/29	at Cardinals		PRACTICE SQUAD																							W	31-24	
11/05	Seahawks		PRACTICE SQUAD																							W	37-3	
11/12	Browns		PRACTICE SQUAD																							L	31-33	
11/16	Bengals		PRACTICE SQUAD																							W	34-20	
11/26	at Chargers		PRACTICE SQUAD																							W	20-10	
12/10	Rams		PRACTICE SQUAD																							W	37-31+	
12/17	at Jaguars	P	0	0	0	0.0	0.0	0	0	0	0	0	0	0	0	0	0	0	0	0	0	0	0	0	0	W	23-7	
12/25	at 49ers	P	0	0	0	0.0	0.0	0	0	0	0	0	0	0	0	0	0	0	1	1	0	0	0	0	0	0	W	33-19
12/31	Dolphins	P	1	0	1	0.0	0.0	0	0	0	0	0	0	0	0	0	0	0	0	0	0	0	0	0	0	0	W	56-19
01/06	Steelers	P	4	2	2	0.0	0.0	1	0	0	0	0	0	0	1	0	0	0	0	0	0	0	0	0	0	0	L	10-17
2023 TOTALS		8-1	10	4	6	0.0	0.0	1	0	0	0	0	0	0	1	0	0	0	2	2	0	1	0	0	0	0	13-4	

+ - Overtime

2022 GAME-BY-GAME REGULAR-SEASON STATISTICS (RAVENS)

DATE	OPPONENT	P/S	TACKLES							INTERCEPTIONS					O. FUMB			ST				MISC		W/L	SCORE							
			TK	S	A	SK	YDS	TFL	YDS	QBH	NO	YDS	LG	TD	PD	FF	FR	TD	YDS	TK	S	A	FF			FR	S	A				
09/11	at Jets																	PRACTICE SQUAD													W	24-9
09/18	Dolphins																	PRACTICE SQUAD													L	38-42
09/25	at Patriots																	PRACTICE SQUAD													W	37-26
10/02	Bills																	PRACTICE SQUAD													L	20-23
10/09	Bengals																	PRACTICE SQUAD													W	19-17
10/16	at Giants																	PRACTICE SQUAD													L	20-24
10/23	Browns																	PRACTICE SQUAD													W	23-20
10/27	at Buccaneers																	PRACTICE SQUAD													W	27-22
11/07	at Saints																	PRACTICE SQUAD													W	27-13
11/20	Panthers																	PRACTICE SQUAD													W	13-3
11/27	at Jaguars																	PRACTICE SQUAD													L	27-28
12/04	Broncos																	PRACTICE SQUAD													W	10-9
12/11	at Steelers																	PRACTICE SQUAD													W	16-14
12/17	at Browns																	PRACTICE SQUAD													L	3-13
12/24	Falcons																	PRACTICE SQUAD													W	17-9
01/01	Steelers																	PRACTICE SQUAD													L	13-16
01/08	at Bengals																	PRACTICE SQUAD													L	16-27
2022 TOTALS			0	0	0	0.0	0.0	0	0	0	0	0	0	0	0	0	0	0	0	0	0	0	0	0	0	0	10-7					

2023 GAME-BY-GAME POSTSEASON STATISTICS (RAVENS)

DATE	OPPONENT	P/S	TACKLES							INTERCEPTIONS					O. FUMB			ST				MISC		W/L	SCORE				
			TK	S	A	SK	YDS	TFL	YDS	QBH	NO	YDS	LG	TD	PD	FF	FR	TD	YDS	TK	S	A	FF			FR	S	A	
01/20	Texans	P	0	0	0	0.0	0.0	0	0	0	0	0	0	0	0	0	0	0	0	0	0	0	0	0	0	0	0	W	34-10
2023 TOTALS			1	0	0	0.0	0.0	0	0	0	0	0	0	0	0	0	0	0	0	0	0	0	0	0	0	0	1-0		

2023 GAME-BY-GAME POSTSEASON STATISTICS (RAVENS)

DATE	OPPONENT	P/S	TACKLES							INTERCEPTIONS					O. FUMB			ST				MISC		W/L	SCORE							
			TK	S	A	SK	YDS	TFL	YDS	QBH	NO	YDS	LG	TD	PD	FF	FR	TD	YDS	TK	S	A	FF			FR	S	A				
01/15	at Bengals																	PRACTICE SQUAD													L	17-24
2023 TOTALS			0	0	0	0.0	0.0	0	0	0	0	0	0	0	0	0	0	0	0	0	0	0	0	0	0	0	0-1					



DAN ^{OT}
MOORE JR.

HEIGHT: 6-5
WEIGHT: 315
COLLEGE: Texas A&M
BORN: September 28, 1998

HOW ACQUIRED: D4a '21
NFL EXPERIENCE: 4th year
BIRTHPLACE: Beaumont, TX



PRO CAREER

- ✦ Has started at left tackle in 33 games
- ✦ Became the first Steelers rookie to start at left tackle since the 1970 AFL-NFL merger
- ✦ Made NFL debut in Week 1 of 2021 (at Buffalo)
- ✦ Made NFL starting debut in Week 1 of 2021 (at Buffalo)

2023 (STEELERS)

- ✦ Played in 16 regular-season games (16 starts) at left tackle
- ✦ Allowed eight sacks and whistled for three penalties all season, according to Pro Football Focus
- ✦ Blocked for RB Najee Harris to run for 1,000-plus yards on the season, including a season-high 122 yards in Week 17 at Seattle
- ✦ Helped a Pittsburgh rush offense rank in the top five after Week 9 in rushes (323, 1st), rush yards (1,452, 2nd), longest rush (74t, 2nd), yards after contact/rush (3.37, 2nd), 10+ yard rushes (39, 4th), first downs by rush (79, 3rd), rush TDs (13, t-2nd), rushes/game (32.3, 2nd), rush yards/game (145.2, 2nd) and 10+ yard rushes/game (3.90, 5th)
- ✦ Part of an offensive line that did not allow a sack in two games and just one sack in four games
- ✦ Played all 951 offensive snaps

2022 (STEELERS)

- ✦ Started all 17 regular-season games at left tackle
- ✦ Blocked for RB Najee Harris to run for 1,000-plus yards for a second consecutive season, including a season-high 111 yards in Week 17 at Baltimore
- ✦ Saw significant improvement after the Bye Week, blocking for an average of 147 rushing yards per game and allowing the team to be held under 100 yards on the ground just once in Weeks 10 through 18
- ✦ Part of an offensive line that did not allow a sack in two games and just one sack in four games
- ✦ Played all 1,160 offensive snaps

2021 (STEELERS)

- ✦ Started 16 regular-season games at left tackle
- ✦ Blocked for 1,000-plus-yard rusher Najee Harris
- ✦ Was one of five rookie starters, marking the first time the Steelers started at least five rookies in a season opener since 1991
- ✦ Blocked for a 100-yard rusher three times (Week 5 vs. Denver; Week 10 vs. Detroit; Week 17 vs. Cleveland)
- ✦ Joined C Maurice Pouncey to become one of two offensive linemen in franchise history to start 16 games their rookie season

TRANSACTIONS

- ✦ Signed a four-year contract with Pittsburgh on May 18, 2021
- ✦ Drafted by the Steelers in the fourth round (128th overall) in the 2021 NFL Draft

PERSONAL

- ✦ Coached by Kevin Flanigan at Beaumont West Brook Senior High School
- ✦ Rated a three-star recruit by PrepStar
- ✦ Named to the PrepStar All-Midlands Region Team
- ✦ Three-star prospect by Rivals
- ✦ Three-star by ESPN
- ✦ Rated the No. 73 offensive guard in the nation
- ✦ No. 150 in the state of Texas and No. 194 in the Midlands Region

COLLEGE

- ✦ Played in 44 games (37 starts) at Texas A&M (2017-20)
- ✦ Started the final 36 games of his collegiate career
- ✦ Named Second-Team All-SEC as a senior in 2020
- ✦ Started all 10 games and logged 691 snaps at left tackle
- ✦ Earned SEC Offensive Lineman of the Week honors for his performance against the Gamecocks
- ✦ Rolled over the Tigers defense for a season-high 313 yards rushing in the victory at Auburn
- ✦ Texas A&M offensive line was named a finalist for the Joe Moore Award

DAN MOORE JR.'S NFL REGULAR SEASON STATISTICS

DATE	TEAM	GP	GS
2021	Steelers	16	16
2022	Steelers	17	17
2023	Steelers	16	16
2024	Steelers	17	17
NFL TOTALS		66	66

DAN MOORE JR.'S NFL POSTSEASON STATISTICS

DATE	TEAM	GP	GS
2021	Steelers	1	1
2023	Steelers	1	1
NFL TOTALS		2	2

2024 GAME-BY-GAME REGULAR-SEASON STATISTICS (STEELERS)

DATE	OPPONENT	P/S	W/L	SCORE
09/08	at Falcons	S	W	18-10
09/15	at Broncos	S	W	13-6
09/22	at Chargers	S	W	20-10
09/29	at Colts	S	L	24-27
10/06	Cowboys	S	L	17-20
10/13	at Raiders	S	W	32-13
10/20	Jets	S	W	37-15
10/28	Giants	S	W	26-18
11/10	at Commanders	S	W	28-27
11/17	Ravens	S	W	18-16
11/21	at Browns	S	L	19-24
12/01	at Bengals	S	W	44-38
12/08	Browns	S	W	27-14
12/15	at Eagles	S	L	13-27
12/21	at Ravens	S	L	17-34
12/25	Chiefs	S	L	10-29
01/04	Bengals	S	L	17-19
2024 TOTALS		17-17	10-7	



LARRY ^{OT} OGUNJOBI

HEIGHT: 6-3
WEIGHT: 305
COLLEGE: Charlotte
BORN: June 3, 1994

HOW ACQUIRED: FA '22
NFL EXPERIENCE: 6th year
BIRTHPLACE: Greensboro, NC



PRO CAREER

- ✦ Has played in 109 games (96 starts) over his seven-year NFL career (Cleveland, 2017-20; Cincinnati, 2021; Pittsburgh, 2022-23)
- ✦ Has registered 320 tackles (183 solo), 72 quarterback hits, 51 tackles for loss, 26.0 sacks, three passes defended, three forced fumbles and two fumble recoveries
- ✦ Has started at least 15 regular-season games in each of the last six seasons
- ✦ Made NFL debut in Week 1 of 2017 (vs. Pittsburgh)
- ✦ Made NFL starting debut in Week 14 of 2017 (vs. Green Bay)
- ✦ A familiar face after spending his first five NFL seasons with the Browns (2017-20) and Bengals (2021), Ogunjobi joined Pittsburgh in June of 2022 as a free agent

2023 (STEELERS)

- ✦ Started all 17 regular-season games
- ✦ Registered 43 tackles (21 solo), eight quarterback hits, three tackles for loss, two passes defended, two fumble recoveries, one forced fumble and 3.0 sacks
- ✦ Recorded sacks in Week 2 vs. Cleveland, Week 7 at L.A. Rams and Week 15 at Indianapolis
- ✦ Had four tackles (three solo), 1.0 sack, one tackle for loss, two quarterback hits and one fumble recovery in Week 2 vs. Cleveland
- ✦ Registered a season-high tying five tackles (three solo) in Week 8 vs. Jacksonville and Week 9 vs. Tennessee

2022 (STEELERS)

- ✦ Played in and started 16 games
- ✦ Registered 48 tackles (25 solo), 11 quarterback hits, seven passes defended and 1.5 sacks
- ✦ Recorded sacks against his former team, the Cleveland Browns, in Weeks 3 (0.5) and 18 (1.0)
- ✦ Was inactive for Week 8 at Philadelphia due to injury
- ✦ Had five tackles (three solo), two tackles for loss and a quarterback hit in Week 15 at Carolina

2021 (BENGALS)

- ✦ Played and started 16 regular-season games for Cincinnati
- ✦ Totaled 49 tackles (29 solo), 12 tackles for loss, a career-high 7.0 sacks and 16 quarterback hits
- ✦ Registered sacks against Minnesota (Week 1), N.Y. Jets (Week 8), L.A. Chargers (Week 13) and San Francisco (Week 14)
- ✦ Recorded multi-sack games (1.5) against Baltimore (Week 7) and Denver (Week 15)
- ✦ Started one of Cincinnati's playoff games (Wild Card)
- ✦ Had a fumble recovery after Trey Hendrickson's strip-sack of Raiders QB Derek Carr to set up a field goal during the Bengals' playoff win against Las Vegas
- ✦ Missed the remainder of the playoffs with a foot injury

2020 (BROWNS)

- ✦ Played and started 15 regular-season games for Cleveland
- ✦ Totaled 46 tackles (23 solo), six quarterback hits, five tackles for loss, 2.5 sacks and a forced fumble
- ✦ Forced the second fumble of his career in Week 1 at Baltimore
- ✦ Recorded only full sack of the season in Week 13 at Tennessee with a seven-yard takedown of QB Ryan Tannehill in the third quarter
- ✦ Started both of Cleveland's playoff games and totaled four tackles

2019 (BROWNS)

- ✦ Played and started 15 regular-season games for Cleveland
- ✦ Missed one game (Week 12 vs. Miami) while on Reserve/Suspended by Commissioner list
- ✦ Registered 50 tackles, 5.5 sacks, 13 quarterback hits, 10 tackles for loss and one pass defended
- ✦ Set a career-high in single-game tackles with nine in Week 14 vs. Cincinnati and added on three quarterback hits

2018 (BROWNS)

- ✦ Started all 16 regular-season games for Cleveland
- ✦ Registered a career-high 52 tackles (33 solo), 16 quarterback hits, 10 tackles for loss, 5.5 sacks and a forced fumble
- ✦ Opened the season with seven tackles, 1.0 sack, one quarterback hit and one tackle for loss vs. Pittsburgh
- ✦ Recorded first-career multi-sack game in Week 2 at New Orleans with two third-down takedowns of QB Drew Brees
- ✦ Had a season-high eight tackles, including two for loss, in Week 3 vs. N.Y. Jets
- ✦ Forced his first fumble in Week 17 at Baltimore

2017 (BROWNS)

- ✦ Played in 14 regular-season games (one start) as a rookie for Cleveland
- ✦ Registered 32 tackles (17 solo), 1.0 sack, four tackles for loss and three quarterback hits
- ✦ Made NFL debut in season opener vs. Pittsburgh and recorded four tackles
- ✦ Inactive for Week 8 vs. Minnesota and Week 10 at Detroit (groin)
- ✦ Recorded a season-high five tackles in his return from injury in Week 11 vs. Jacksonville
- ✦ Notched first career sack in Week 16 at Chicago, taking down QB Mitch Trubisky for a seven-yard loss

TRANSACTIONS

- ✦ Signed a three-year contract with Pittsburgh on March 14, 2023
- ✦ Signed a one-year contract with Pittsburgh on June 21, 2022
- ✦ Signed a one-year contract with Cincinnati on March 19, 2021
- ✦ Signed a four-year contract with Cleveland on May 18, 2017
- ✦ Drafted by the Browns in the third round (65th overall) of the 2017 NFL Draft

PERSONAL

- ✦ Hometown is Greensboro, N.C.
- ✦ Attended Ragsdale H.S. in Jamestown, N.C.
- ✦ Has gained notoriety for how he got into football — he says he started playing as a 350-pound sophomore in high school because his mother took away his X-box, and then went on to lose roughly 100 pounds before his junior season and eventually earned multiple scholarship offers
- ✦ His parents, Larry and Mercy Ogunjobi, immigrated to the United States from Nigeria
- ✦ Taught himself to play the piano
- ✦ Double-major at Charlotte — computer science and biology
- ✦ Last name is pronounced "O-gunn-JO-bee"

COMMUNITY

- ✦ NFL Waterboys - Unites professional athletes and fans in support of a single shared cause: providing clean, accessible drinking water to communities in need.
- ✦ In March 2020, donated 100,00 meals to Greater Cleveland Food Bank
- ✦ 2018 and 2019 hosted Christmas shopping for youth
- ✦ Participated in Thanksgiving drives
- ✦ Lighthouse Youth Services - System of care for 0-24 to guide and trace progress over time (mental health service, youth housing, emergency shelter, community juvenile justice services, residential treatment and foster care and adoption)
- ✦ Freestore Foodbank - Provides meals to hungry children and families
- ✦ Hosts a youth football camp at former school Ragsdale High School
- ✦ Children's Camp in Guam in 2018 and 2020 with Zach Banner

COLLEGE

- ✦ Spent five seasons (2012-16) at the University of North Carolina Charlotte, with a redshirt year in 2012
- ✦ Was part of Charlotte's first-ever recruiting class; the 49ers did not have a football season during his redshirt year in 2012, as the program's inaugural football season was in 2013
- ✦ First player ever drafted into the NFL from Charlotte's football program
- ✦ Finished college career with 217 tackles, including 49 for loss, and 13.0 sacks

REGULAR SEASON COMPARISON: DEFENSIVE - BALTIMORE RAVENS

DATE	OPP	W/L	GP/GS	TACKLES				SACK	YDS.	INT	TFL	PD	QBH	TD	MISC	
				TOT	SOLO	ASST	SOLO								FF	FR
9/17/17	CLV @ BLT	L	P	0	0	0	0.0	0.0	0	0	0	1	0	0	0	
12/17/17	CLV vs. BLT	L	P	4	3	1	0.0	0.0	0	0	0	0	0	0	0	
10/7/18	CLV vs. BLT	W	S	0	0	0	0.0	0.0	0	0	0	3	0	0	0	
12/30/18	CLV @ BLT	L	S	3	1	2	0.0	0.0	0	0	0	0	0	1	0	
9/29/19	CLV @ BLT	W	S	4	4	0	1.0	0.0	0	1	0	1	0	0	0	
12/22/19	CLV vs. BLT	L	S	0	0	0	0.0	0.0	0	0	0	0	0	0	0	
9/13/20	CLV @ BLT	L	S	3	3	0	0.0	0.0	0	1	0	0	0	1	0	
12/14/20	CLV vs. BLT	L	S	4	2	2	0.0	0.0	0	0	0	0	0	0	0	
10/24/21	CIN @ BLT	W	S	6	5	1	1.5	5.5	0	2	0	2	0	0	0	
12/26/21	CIN vs. BLT	W	S	0	0	0	0.0	0.0	0	0	0	1	0	0	0	
12/11/22	PIT vs. BLT	L	S	2	0	2	0.0	0.0	0	0	0	0	0	0	0	
1/1/23	PIT @ BLT	W	S	2	1	1	0.0	0.0	0	0	0	0	0	0	0	
10/8/23	PIT vs. BLT	W	S	1	1	0	0.0	0.0	0	0	0	0	0	1	0	
1/6/24	PIT @ BLT	W	S	1	1	0	0.0	0.0	0	0	0	0	0	0	1	
11/17/24	PIT vs. BLT	W	P	5	0	5	0.0	0.0	0	0	0	0	0	0	0	
TOTALS			8/7	15/12	35	21	14	2.5	5.5	0	4	0	8	0	3	1

LARRY OGUNJOBİ'S NFL REGULAR SEASON DEFENSIVE STATISTICS

DATE	TEAM	GP	GS	TK	S	TACKLES				INTERCEPTIONS				O. FUMB				ST			MISC						
						A	TFL	YDS	SK	YDS	QBH	NO	YDS	LG	TD	PD	FF	FR	TD	YDS	TK	S	A	FF	FR	S	A
2017	Browns	14	1	32	17	15	4	21	1.0	7.0	3	0	0	0	0	0	0	0	0	0	0	0	0	0	0	0	
2018	Browns	16	16	52	33	19	10	53	5.5	51.5	15	0	0	0	1	0	0	0	0	0	0	0	0	0	0	0	
2019	Browns	15	15	50	35	15	10	55	5.5	40.0	13	0	0	0	1	0	0	0	0	0	0	0	0	0	0	0	
2020	Browns	15	15	46	23	23	5	15	2.5	18.0	6	0	0	0	1	0	0	0	0	0	0	0	0	0	0	0	
2021	Bengals	16	16	49	29	20	12	55	7.0	51.5	16	0	0	0	0	0	0	0	0	0	0	0	0	0	0	0	
2022	Steelers	16	16	48	25	23	7	14	1.5	10.0	11	0	0	0	0	0	0	0	0	0	0	0	0	0	0	0	
2023	Steelers	17	17	43	21	22	3	16	3.0	16.0	8	0	0	0	2	1	2	0	0	0	0	0	0	0	0	0	
2024	Steelers	15	12	41	16	25	5	15	1.5	11.0	7	0	0	0	0	0	0	0	0	0	0	0	0	0	0	0	
NFL TOTALS		124	108	361	199	162	56	244	27.5	205.0	79	0	0	0	3	3	2	0	0	0	0	0	0	0	0	0	0

LARRY OGUNJOBI'S NFL POSTSEASON DEFENSIVE STATISTICS

DATE	TEAM	GP	GS	TACKLES							INTERCEPTIONS					O. FUMB			ST			MISC					
				TK	S	A	TFL	YDS	SK	YDS	QBH	NO	YDS	LG	TD	PD	FF	FR	TD	YDS	TK	S	A	FF	FR	S	A
2020	Browns	2	2	4	1	3	0	0	0.0	0.0	0	0	0	0	0	0	0	0	0	0	0	0	0	0	0	0	0
2021	Bengals	1	1	0	0	0	0	0	0.0	0.0	0	0	0	0	0	0	1	0	11	0	0	0	0	0	0	0	
2023	Steelers	1	1	5	2	3	1	2	0.0	0.0	0	0	0	0	0	0	0	0	0	0	0	0	0	0	0	0	
NFL TOTALS		4	4	9	3	6	1	2	0.0	0.0	0	0	0	0	0	1	0	11	0	0	0	0	0	0	0	0	

SINGLE-GAME HIGHS: DEFENSIVE

Total Tackles	9 vs. Cincinnati Bengals, Dec 08, 2019 8 vs. New York Jets, Sep 20, 2018	Forced Fumbles	1 at Baltimore Ravens, Sep 13, 2020 1 at Baltimore Ravens, Dec 30, 2018
Solo Tackles	5 at Baltimore Ravens, Oct 24, 2021 5 at Cincinnati Bengals, Dec 29, 2019	Fumble Recoveries	1 vs. Cleveland Browns, Sep 18, 2023
Sacks	2.0 at New Orleans Saints, Sep 16, 2018 1.5 at Denver Broncos, Dec 19, 2021 ...1 more at 1.5.	Tackles For Loss	2 at Carolina Panthers, Dec 18, 2022 2 vs. San Francisco 49ers, Dec 12, 2021 ...8 more at 2.
Passes Defensed	1 vs. Arizona Cardinals, Dec 03, 2023 1 at Cincinnati Bengals, Nov 26, 2023 ...1 more at 1.		

SINGLE-GAME HIGHS - POSTSEASON: DEFENSIVE

Total Tackles	5 at Buffalo Bills, Jan 15, 2024 3 at Pittsburgh Steelers, Jan 10, 2021 1 at Kansas City Chiefs, Jan 17, 2021	Tackles For Loss	1 at Buffalo Bills, Jan 15, 2024
Solo Tackles	2 at Buffalo Bills, Jan 15, 2024 1 at Kansas City Chiefs, Jan 17, 2021	Longest Opp Fumble Return	11 vs. Las Vegas Raiders, Jan 15, 2022
Fumble Recoveries	1 vs. Las Vegas Raiders, Jan 15, 2022		

2024 GAME-BY-GAME REGULAR-SEASON STATISTICS (STEELERS)

DATE	OPPONENT	P/S	TACKLES							INTERCEPTIONS					O. FUMB			ST			MISC		W/L	SCORE				
			TK	S	A	SK	YDS	TFL	YDS	QBH	NO	YDS	LG	TD	PD	FF	FR	TD	YDS	TK	S	A			FF	FR	S	A
09/08	at Falcons	S	3	1	2	0	0	0	0	0	2	0	0	0	0	0	0	0	0	0	0	0	0	0	0	0	W	18-10
09/15	at Broncos	S	2	1	1	0	0	0	0	0	0	0	0	0	0	0	0	0	0	0	0	0	0	0	0	0	W	13-6
09/22	Chargers	S	3	1	2	0	0	0	0	0	0	0	0	0	0	0	0	0	0	0	0	0	0	0	0	0	W	20-10
09/29	at Colts	S	6	3	3	0.5	4.0	1	2	1	0	0	0	0	0	0	0	0	0	0	0	0	0	0	0	0	L	24-27
10/06	Cowboys	S	1	1	0	0	0	0	1	1	0	0	0	0	0	0	0	0	0	0	0	0	0	0	0	0	L	17-20
10/13	at Raiders	S	2	0	2	0	0	0	0	0	0	0	0	0	0	0	0	0	0	0	0	0	0	0	0	0	W	32-13
10/20	Jets	S	2	2	0	1.0	7.0	1	7	3	0	0	0	0	0	0	0	0	0	0	0	0	0	0	0	0	W	37-15
10/28	Giants	S	3	1	2	0	0	0	1	2	0	0	0	0	0	0	0	0	0	0	0	0	0	0	0	0	W	26-18
11/10	at Commanders	P	3	2	1	0	0	0	1	3	0	0	0	0	0	0	0	0	0	0	0	0	0	0	0	0	W	28-27
11/17	Ravens	P	5	0	5	0	0	0	0	0	0	0	0	0	0	0	0	0	0	0	0	0	0	0	0	0	W	18-16
11/21	at Browns	S	3	0	3	0	0	0	0	1	0	0	0	0	0	0	0	0	0	0	0	0	0	0	0	0	L	19-24
12/01	at Bengals	S	2	2	0	0	0	0	0	0	0	0	0	0	0	0	0	0	0	0	0	0	0	0	0	0	W	44-38
12/08	Browns	S	2	0	2	0	0	0	0	0	0	0	0	0	0	0	0	0	0	0	0	0	0	0	0	0	W	27-14
12/15	at Eagles																										L	13-27
12/21	at Ravens																										L	17-34
12/25	Chiefs	P	3	2	1	0	0	0	0	0	0	0	0	0	0	0	0	0	0	0	0	0	0	0	0	0	L	10-29
01/04	Bengals	S	1	0	1	0	0	0	0	0	0	0	0	0	0	0	0	0	0	0	0	0	0	0	0	0	L	17-19
2024 TOTALS		15-12	41	16	25	1.5	11.0	5	15	7	0	0	0	0	0	0	0	0	0	0	0	0	0	0	0	0	10-7	

2023 GAME-BY-GAME REGULAR-SEASON STATISTICS (STEELERS)

DATE	OPPONENT	P/S	TACKLES							INTERCEPTIONS					O. FUMB			ST			MISC		W/L	SCORE				
			TK	S	A	SK	YDS	TFL	YDS	QBH	NO	YDS	LG	TD	PD	FF	FR	TD	YDS	TK	S	A			FF	FR	S	A
09/10	49ers	S	2	2	0	0.0	0.0	0	0	0	0	0	0	0	0	0	0	0	0	0	0	0	0	0	0	0	L	7-30
09/18	Browns	S	4	3	1	1.0	7.0	1	7	2	0	0	0	0	0	1	0	0	0	0	0	0	0	0	0	0	W	26-22
09/24	at Raiders	S	1	0	1	0	0	0	0	0	0	0	0	0	0	0	0	0	0	0	0	0	0	0	0	0	W	23-18
10/01	at Texans	S	4	2	2	0	0	0	0	0	0	0	0	0	0	0	0	0	0	0	0	0	0	0	0	0	L	6-30
10/08	Ravens	S	1	1	0	0	0	0	0	0	0	0	0	0	1	0	0	0	0	0	0	0	0	0	0	0	W	17-10
10/22	at Rams	S	4	2	2	1.0	6.0	1	6	1	0	0	0	0	0	0	0	0	0	0	0	0	0	0	0	0	W	24-17
10/29	Jaguars	S	5	3	2	0	0	0	0	0	0	0	0	0	0	0	0	0	0	0	0	0	0	0	0	0	L	10-20
11/02	Titans	S	5	3	2	0	0	0	0	1	0	0	0	0	0	0	0	0	0	0	0	0	0	0	0	0	W	20-16
11/12	Packers	S	1	0	1	0	0	0	0	0	0	0	0	0	0	0	0	0	0	0	0	0	0	0	0	0	W	23-19
11/19	at Browns	S	1	0	1	0	0	0	0	1	0	0	0	0	0	0	0	0	0	0	0	0	0	0	0	0	L	10-13
11/26	at Bengals	S	0	0	0	0	0	0	0	1	0	0	0	1	0	0	0	0	0	0	0	0	0	0	0	0	W	16-10
12/03	Cardinals	S	3	0	3	0	0	0	0	0	0	0	0	1	0	0	0	0	0	0	0	0	0	0	0	0	L	10-24
12/07	Patriots	S	2	0	2	0	0	0	0	0	0	0	0	0	0	0	0	0	0	0	0	0	0	0	0	0	L	18-21
12/16	at Colts	S	4	2	2	1.0	3.0	1	3	1	0	0	0	0	0	0	0	0	0	0	0	0	0	0	0	0	L	13-30
12/23	Bengals	S	2	1	1	0	0	0	0	0	0	0	0	0	0	0	0	0	0	0	0	0	0	0	0	0	W	34-11
12/31	at Seahawks	S	3	1	2	0	0	0	0	1	0	0	0	0	0	0	0	0	0	0	0	0	0	0	0	0	W	30-23
01/06	at Ravens	S	1	1	0	0	0	0	0	0	0	0	0	0	1	0	0	0	0	0	0	0	0	0	0	0	W	17-10
2023 TOTALS		17-17	43	21	22	3.0	16.0	3	16	8	0	0	0	0	2	1	2	0	0	0	0	0	0	0	0	0	10-7	

2018 GAME-BY-GAME REGULAR-SEASON STATISTICS (BROWNS)

DATE	OPPONENT	P/S	TACKLES							INTERCEPTIONS				O. FUMB			ST			MISC		SCORE						
			TK	S	A	SK	YDS	TFL	YDS	QBH	NO	YDS	LG	TD	PD	FF	FR	TD	YDS	TK	S		A	FF	FR	S	A	W/L
09/09	Steelers	S	7	3	4	1.0	10.0	1	10	1	0	0	0	0	0	0	0	0	0	0	0	0	0	0	0	0	T	21-21
09/16	at Saints	S	3	3	0	2.0	21.0	2	21	2	0	0	0	0	0	0	0	0	0	0	0	0	0	0	0	0	L	18-21
09/20	Jets	S	8	4	4	0.0	0.0	2	5	0	0	0	0	0	0	0	0	0	0	0	0	0	0	0	0	W	21-17	
09/30	at Raiders	S	3	3	0	0.0	0.0	1	0	2	0	0	0	0	0	0	0	0	0	0	0	0	0	0	0	0	L	42-45+
10/07	Ravens	S	0	0	0	0.0	0.0	0	0	3	0	0	0	0	0	0	0	0	0	0	0	0	0	0	0	0	W	12-9+
10/14	Chargers	S	4	3	1	0.5	6.0	0	0	1	0	0	0	0	0	0	0	0	0	0	0	0	0	0	0	0	L	14-38
10/21	at Buccaneers	S	2	1	1	0.5	3.5	0	0	1	0	0	0	0	0	0	0	0	0	0	0	0	0	0	0	0	L	23-26+
10/28	at Steelers	S	2	2	0	0.0	0.0	0	0	0	0	0	0	0	0	0	0	0	0	0	0	0	0	0	0	0	L	18-33
11/04	Chiefs	S	2	2	0	0.0	0.0	1	1	1	0	0	0	0	0	0	0	0	0	0	0	0	0	0	0	0	L	21-37
11/11	Falcons	S	4	2	2	0.5	3.0	0	0	2	0	0	0	0	0	0	0	0	0	0	0	0	0	0	0	W	28-16	
11/25	at Bengals	S	3	2	1	0.0	0.0	1	4	0	0	0	0	0	0	0	0	0	0	0	0	0	0	0	0	W	35-20	
12/02	at Texans	S	0	0	0	0.0	0.0	0	0	0	0	0	0	0	0	0	0	0	0	0	0	0	0	0	0	0	L	13-29
12/09	Panthers	S	4	0	4	0.0	0.0	0	0	0	0	0	0	0	0	0	0	0	0	0	0	0	0	0	0	W	26-20	
12/15	at Broncos	S	3	3	0	0.0	0.0	0	0	1	0	0	0	0	0	0	0	0	0	0	0	0	0	0	0	W	17-16	
12/23	Bengals	S	4	4	0	1.0	8.0	2	12	1	0	0	0	0	0	0	0	0	0	0	0	0	0	0	0	W	26-18	
12/30	at Ravens	S	3	1	2	0.0	0.0	0	0	0	0	0	0	0	0	1	0	0	0	0	0	0	0	0	0	0	L	24-26
2018 TOTALS		16-16	52	33	19	5.5	51.5	10	53	15	0	0	0	0	0	1	0	0	0	0	0	0	0	0	0	0	7-8-1	

+ - Overtime

2017 GAME-BY-GAME REGULAR-SEASON STATISTICS (BROWNS)

DATE	OPPONENT	P/S	TACKLES							INTERCEPTIONS				O. FUMB			ST			MISC		SCORE						
			TK	S	A	SK	YDS	TFL	YDS	QBH	NO	YDS	LG	TD	PD	FF	FR	TD	YDS	TK	S		A	FF	FR	S	A	W/L
09/10	Steelers	P	4	2	2	0.0	0.0	0	0	0	0	0	0	0	0	0	0	0	0	0	0	0	0	0	0	0	L	18-21
09/17	at Ravens	P	0	0	0	0.0	0.0	0	0	1	0	0	0	0	0	0	0	0	0	0	0	0	0	0	0	0	L	10-24
09/24	at Colts	P	2	0	2	0.0	0.0	0	0	0	0	0	0	0	0	0	0	0	0	0	0	0	0	0	0	0	L	28-31
10/01	Bengals	P	3	1	2	0.0	0.0	1	5	0	0	0	0	0	0	0	0	0	0	0	0	0	0	0	0	0	L	7-31
10/08	Jets	P	1	1	0	0.0	0.0	0	0	1	0	0	0	0	0	0	0	0	0	0	0	0	0	0	0	0	L	14-17
10/15	at Texans	P	1	1	0	0.0	0.0	0	0	0	0	0	0	0	0	0	0	0	0	0	0	0	0	0	0	0	L	17-33
10/22	Titans	P	1	0	1	0.0	0.0	0	0	0	0	0	0	0	0	0	0	0	0	0	0	0	0	0	0	0	L	91-2+
10/29	Vikings																									L	16-33	
11/12	at Lions																									L	24-38	
11/19	Jaguars	P	5	2	3	0.0	0.0	0	0	0	0	0	0	0	0	0	0	0	0	0	0	0	0	0	0	0	L	7-19
11/26	at Bengals	P	0	0	0	0.0	0.0	0	0	0	0	0	0	0	0	0	0	0	0	0	0	0	0	0	0	0	L	16-30
12/03	at Chargers	P	3	2	1	0.0	0.0	1	4	0	0	0	0	0	0	0	0	0	0	0	0	0	0	0	0	0	L	10-19
12/10	Packers	S	2	1	1	0.0	0.0	0	0	0	0	0	0	0	0	0	0	0	0	0	0	0	0	0	0	0	L	21-27+
12/17	Ravens	P	4	3	1	0.0	0.0	0	0	0	0	0	0	0	0	0	0	0	0	0	0	0	0	0	0	0	L	10-27
12/24	at Bears	P	4	3	1	1.0	7.0	2	12	1	0	0	0	0	0	0	0	0	0	0	0	0	0	0	0	0	L	3-20
12/31	at Steelers	P	2	1	1	0.0	0.0	0	0	0	0	0	0	0	0	0	0	0	0	0	0	0	0	0	0	0	L	24-28
2017 TOTALS		14-1	32	17	15	1.0	7.0	4	21	3	0	0	0	0	0	0	0	0	0	0	0	0	0	0	0	0	0-16	

+ - Overtime

2023 GAME-BY-GAME POSTSEASON STATISTICS (STEELERS)

DATE	OPPONENT	P/S	TACKLES							INTERCEPTIONS				O. FUMB			ST			MISC		SCORE						
			TK	S	A	SK	YDS	TFL	YDS	QBH	NO	YDS	LG	TD	PD	FF	FR	TD	YDS	TK	S		A	FF	FR	S	A	W/L
01/15	at Bills	S	5	2	3	0.0	0.0	1	2	0	0	0	0	0	0	0	0	0	0	0	0	0	0	0	0	0	L	17-31
2023 TOTALS		1-1	5	2	3	0.0	0.0	1	2	0	0	0	0	0	0	0	0	0	0	0	0	0	0	0	0	0	0-1	



CORDARRELLE RB/KR
PATTERSON

HEIGHT: 6-2 **HOW ACQUIRED:** FA '24
WEIGHT: 232
COLLEGE: Tennessee **BIRTHPLACE:** Rock Hill, SC
BORN: March 17, 1991



PRO CAREER

- ✦ Has played in 170 games (63 starts) over his 11-year NFL career (Minnesota 2013-16; Oakland 2017; New England 2018; Chicago 2019-20; Atlanta 2021-23)
- ✦ Four-time Pro Bowler (2013, 2016, 2019, 2020)
- ✦ Four-time Associated Press First Team All-Pro (2013, 2016, 2019, 2020)
- ✦ Two-time Associated Press First Team All-Pro (2015, 2018)
- ✦ Has returned 273 kicks for 7,989 yards (29.3 avg.) and an NFL-record nine TDs on special teams
- ✦ Has tallied 298 receptions for 2,795 yards (9.4 avg.) and 16 TDs in addition to 514 carries for 2,511 yards (4.9 avg.) and 22 rushing TDs
- ✦ His 7,989 kickoff-return yards ranks ninth in NFL history
- ✦ His 29.3 yards per kickoff return ranks third in NFL history (min. 75 career kickoff returns)
- ✦ One of only two players in NFL history with 7,500 kickoff-return yards, 2,500 yards rushing and 2,500 yards receiving (Darren Sproles)
- ✦ Made NFL debut in Week 3 of 2013 (vs. Cleveland)
- ✦ Made NFL starting debut in Week 13 of 2013 (vs. Chicago)

2023 (FALCONS)

- ✦ Played in 14 regular-season games (no starts)
- ✦ Returned seven kicks for 153 yards (21.9 avg.) and caught nine passes for 38 yards (4.2 avg.) and one TD
- ✦ Rushed for 181 yards on 50 carries (3.6 avg.)
- ✦ Rushed for a season-high 56 yards on 10 carries (5.6 avg.) in Week 7 at Tampa Bay

2022 (FALCONS)

- ✦ Played in 13 regular-season games (11 starts)
- ✦ Set single-season career highs in rushing yards (695) and rushing TDs (eight)
- ✦ Registered his ninth kickoff return for a TD, setting an NFL record in Week 11 vs. Chicago
- ✦ Earned NFC Special Teams Player of the Week in Week 11
- ✦ Rushed for a career-high 141 yards and one TD on 17 carries (8.3 avg.) in Week 3 vs. Seattle
- ✦ Rushed for 120 yards and one TD on 22 carries (5.5 avg.) in Week 1 vs. New Orleans
- ✦ Registered two rushing TDs in Week 9 vs. L.A. Chargers

2021 (FALCONS)

- ✦ Played in 16 regular-season games (13 starts)
- ✦ Registered a career-high 1,166 scrimmage yards (548 receiving, 618 rushing), five receiving TDs and six rushing TDs
- ✦ Returned 18 kickoffs for 434 yards (24.1 avg.)
- ✦ First player in franchise history to record at least five rushing TDs and five receiving TDs in a single season
- ✦ Recorded 116 scrimmage yards (82 receiving, 34 rushing) while also catching three TDs, becoming the first Falcon running back to record three TD receptions in franchise history in Week 4 vs. Washington
- ✦ With 14 rushes for 60 yards (4.3 avg.) and a TD in Week 7 vs. Dolphins, became the first player with at least 10 rushing TDs (10), 10 receiving TDs (14) and five kickoffs returned for TDs (eight) since the AFL-NFL merger in 1970
- ✦ Set then career highs for rushing yards (108) and rushing TDs in Week 12 vs. Jacksonville, becoming the first Falcon to rush for at least 100 yards and two TDs in a game since Devonta Freeman in Week 15 of 2016

2020 (BEARS)

- ✦ Played in 16 regular-season games (three starts)
- ✦ Caught 21 passes for 132 yards (6.3 avg.)
- ✦ Rushed for 232 yards on 64 carries (3.6 avg.) and one TD
- ✦ Returned 35 kickoffs for 1,017 yards (29.1 avg.) and one TD
- ✦ Headed to his second straight Pro Bowl and fourth overall after being selected twice as a member of the Minnesota Vikings in 2013 and 2016
- ✦ Led the NFL in kick return yards (1,017)
- ✦ One of five players in the NFL and two players in the NFC to have returned a kickoff for a touchdown
- ✦ Made NFL history in Week 10 vs. Minnesota after opening the second half by recording a franchise-record breaking 104-yard kickoff return, eclipsing Gale Sayers' 103-yard TD against the Steelers in 1967
- ✦ It was his eighth career kickoff return for a TD, which tied the NFL record in the Super Bowl era with Josh Cribbs and Leon Washington
- ✦ Named to the Associated Press All-Pro team as a kick returner
- ✦ Marks his sixth time being named an AP All-Pro – four-time First-Team selection (2013, 2016, 2019, 2020) and twice named Second-Team (2015, 2018)
- ✦ First Bears kick returner to earn consecutive AP honors since Devin Hester did so following the 2006-07 seasons

2019 (BEARS)

- ✦ Played in 16 regular-season games (four starts)
- ✦ Caught 11 passes for 83 yards and rushing 17 times for 103 yards (6.1 avg.), including a 46-yard run in Week 2 at Denver
- ✦ Voted to the Pro Bowl as a special teamer
- ✦ Led the league in kickoff return yards (825) and kick return average (29.5)
- ✦ Returned a kickoff 102 yards for a TD in Week 7 against New Orleans, the first kickoff return for a TD by the Bears since Chris Williams returned a kickoff 101 yards for a TD in Week 10 of 2014 at Green Bay and the first kickoff return for a TD by a Bears player at Soldier Field since Devin Hester in Week 7 of 2011 against the Vikings
- ✦ Awarded NFL Special Teams Player of the Month (November), becoming the first Bear to win award since Devin Hester in 2011

2018 (PATRIOTS)

- ✦ Played in 15 regular-season games (six starts) for the Super Bowl Champions
- ✦ Tallied 247 receiving yards on 21 grabs (11.8 avg.) with three TDs while rushing for then single-season career-best figures in both yards (228) and carries (42) while adding an additional score on the ground
- ✦ Logged the NFL's third-highest kick return average at 28.8 yards per return with 663 yards on 23 attempts with one TD

2017 (RAIDERS)

- ✦ Played in 16 regular-season games (two starts)
- ✦ Totaled 31 receptions for 309 yards (10.0) and 13 rushing attempts for 121 yards (9.3 avg.) and two TDs
- ✦ Returned 19 kickoffs for 538 yards (28.3 avg.)

2016 (VIKINGS)

- ✦ Played in 16 regular-season games (eight starts)
- ✦ Caught a career-high 52 passes for 453 yards (8.7 avg.) and two TDs
- ✦ Selected to his second-career Pro Bowl as a kick returner and was named to the Associated Press All-Pro First Team for the second time and the PFWA All NFL Team for the third time
- ✦ Rushed seven times for 43 yards (6.1 avg.)
- ✦ Returned 25 kickoffs for 792 yards (31.7 avg.) and a TD and one punt for 9 yards

2015 (VIKINGS)

- ✦ Played in 16 regular-season games (one start)
- ✦ Named to the PFWA All-NFL Team for the second time as a kick returner
- ✦ Returned 32 kickoffs for 1,019 yards (31.8 avg.) and two TDs

2014 (VIKINGS)

- ✦ Played in 16 regular-season games (seven starts)
- ✦ Posted 33 receptions for 384 yards (11.6 avg.) and one TD
- ✦ Returned 34 kickoffs for 871 yards (25.6 avg.)
- ✦ Set NFL record for the most rushing yards by a wide receiver in a single game with 102 yards on three carries (34.0 avg.) in Week 1 at St. Louis, including a 67-yard TD, the longest rushing touchdown by a wide receiver in franchise history

2013 (VIKINGS)

- ✦ Played in 16 regular-season games (six starts)
- ✦ Finished with 45 receptions for 469 yards (10.4 avg.) and four TDs and 12 rushing attempts for 158 yards (13.2 avg.) and three TDs
- ✦ Selected to his first career Pro Bowl as a kick returner and was named Associated Press All-Pro First Team
- ✦ Named to the PFWA All-NFL Team and All-Rookie Team
- ✦ Earned NFC Special Teams Player of the Month for September in his first month as a pro after returning 12 kickoffs for 406 yards (33.8 avg.) and a TD
- ✦ Named NFC Offensive Rookie of the Month for December for posting 16 receptions for 219 yards (13.7 avg.) and three TDs and totaling 10 rushing attempts for 156 yards (15.6 avg.) and three TDs
- ✦ Returned 43 kickoffs for a team record 1,393 yards (32.4 avg.) and two TDs

TRANSACTIONS

- ✦ Signed a two-year contract with Pittsburgh on Apr. 1, 2024
- ✦ Signed a two-year contract with Atlanta on March 19, 2022
- ✦ Signed a one-year contract with the Falcons on Apr. 15, 2021
- ✦ Signed a two-year contract with Chicago on March 13, 2019
- ✦ Traded from Oakland to New England, along with a sixth-round selection in the 2018 draft (#210 Braxton Berrios), in exchange for a fifth-round selection in the 2018 draft (#159 - traded)
- ✦ Signed a two-year contract with Oakland on March 13, 2017
- ✦ Signed a four-year contract with Minnesota on July 25, 2013
- ✦ Drafted by the Vikings in the first round (29th overall) of the 2013 NFL Draft

PERSONAL

- ✦ Attended Northwestern H.S. (Rock Hill, S.C.), and helped lead his team to the Class 4A Division II state title game as a senior in 2008
- ✦ Majored in communications at Tennessee

COLLEGE

- ✦ Played one season (2012) at the University of Tennessee in Knoxville after transferring from Hutchinson (Kan.) Community College
- ✦ Earned First-Team All-SEC honors as an all-purpose player after setting a school-record 1,858 all-purpose yards in 12 games (12 starts) for the Volunteers
- ✦ Became the first player to score a touchdown in four different ways in a season since 2008 (receiving, rushing, punt return, kickoff return)

REGULAR SEASON COMPARISON: RECEIVING - BALTIMORE RAVENS

DATE	OPP	W/L	GP/GS	REC	YDS.	AVG.	TD	LG	TGTS	YAC
12/8/13	MIN @ BLT	L	S	5	141	28.2	1	79t	7	111
10/8/17	OAK vs. BLT	L	P	0	0	0	0	0	1	0
12/24/22	ATL @ BLT	L	S	1	14	14.0	0	14	1	21
11/17/24	PIT vs. BLT	W	P	1	0	0.0	0	0	1	3
12/21/24	PIT @ BLT	L	P	1	12	12.0	1	12t	1	0
TOTALS		1/4	5/2	8	167	20.9	2	79t	11	135

CORDARRELLE PATTERSON'S NFL REGULAR SEASON RUSHING/RECEIVING STATISTICS

DATE	TEAM	GP	GS	RECEIVING					RUSHING				
				NO.	YDS.	AVG.	LG	TD	NO.	YDS.	AVG.	LG	TD
2013	Vikings	16	6	45	469	10.4	79t	4	12	158	13.2	50t	3
2014	Vikings	16	7	33	384	11.6	28	1	10	117	11.7	67t	1
2015	Vikings	16	1	2	10	5.0	9	0	2	15	7.5	9	0
2016	Vikings	16	8	52	453	8.7	39	2	7	43	6.1	22	0
2017	Raiders	16	2	31	309	10.0	59	0	13	121	9.3	47t	2
2018	Patriots	15	5	21	247	11.8	55t	3	42	228	5.4	27	1
2019	Bears	16	4	11	83	7.5	33	0	17	103	6.1	46	0
2020	Bears	16	3	21	132	6.3	25	0	64	232	3.6	13	1
2021	Falcons	16	13	52	548	10.5	64	5	153	618	4.0	39	6
2022	Falcons	13	11	21	122	5.8	16	0	144	695	4.8	40	8
2023	Falcons	14	0	9	38	4.2	11	1	50	181	3.6	18	0
2024	Steelers	13	1	12	80	6.7	20	1	32	135	4.2	14	0
NFL TOTALS		183	61	310	2,875	9.3	79T	17	546	2,646	4.8	67T	22

CORDARRELLE PATTERSON'S NFL POSTSEASON RUSHING/RECEIVING STATISTICS

DATE	TEAM	GP	GS	RECEIVING					RUSHING				
				NO.	YDS.	AVG.	LG	TD	NO.	YDS.	AVG.	LG	TD
2015	Vikings	1	0	0	0	0.0	0	0	0	0	0.0	0	0
2018	Patriots	3	0	4	32	8.0	15	0	3	10	3.3	6	0
2020	Bears	1	0	0	0	0.0	0	0	1	2	2.0	2	0
NFL TOTALS		5	0	4	32	8.0	15	0	4	12	3.0	6	0

CORDARRELLE PATTERSON'S NFL REGULAR SEASON RETURN STATISTICS

DATE	TEAM	KICKOFF RETURNS					PUNT RETURNS					
		RET.	YDS.	AVG.	LG	TD	NO.	FC	YDS.	AVG.	LG	TD
2013	Vikings	43	1,393	32.4	109t	2	0	1	0	0.0	0	0
2014	Vikings	34	871	25.6	51	0	0	0	0	0.0	0	0
2015	Vikings	32	1,019	31.8	101t	2	0	0	0	0.0	0	0
2016	Vikings	25	792	31.7	104t	1	1	1	9	9.0	9	0
2017	Raiders	19	538	28.3	49	0	0	0	0	0.0	0	0
2018	Patriots	23	663	28.8	95t	1	0	0	0	0.0	0	0
2019	Bears	28	825	29.5	102t	1	0	0	0	0.0	0	0
2020	Bears	35	1,017	29.1	104t	1	0	0	0	0.0	0	0
2021	Falcons	18	434	24.1	32	0	0	0	0	0.0	0	0
2022	Falcons	9	284	31.6	103t	1	0	0	0	0.0	0	0
2023	Falcons	7	153	21.9	29	0	0	0	0	0.0	0	0
2024	Steelers	11	240	21.8	33	0	0	0	0	0.0	0	0
NFL TOTALS		284	8,229	29.0	109T	9	1	2	9	9.0	9	0

CORDARRELLE PATTERSON'S NFL POSTSEASON RETURN STATISTICS

DATE	TEAM	KICKOFF RETURNS					PUNT RETURNS					
		RET.	YDS.	AVG.	LG	TD	NO.	FC	YDS.	AVG.	LG	TD
2015	Vikings	3	65	21.7	34	0	0	0	0	0.0	0	0
2018	Patriots	5	141	28.2	38	0	0	0	0	0.0	0	0
2020	Bears	2	68	34.0	42	0	0	0	0	0.0	0	0
NFL TOTALS		10	274	27.4	42	0	0	0	0	0.0	0	0

SINGLE-GAME HIGHS: RUSHING/RECEIVING

Rush Attempts	22 vs. New Orleans Saints, Sep 11, 2022 17 at Seattle Seahawks, Sep 25, 2022	Kickoff Returns	5 vs. Seattle Seahawks, Dec 06, 2015 5 vs. Green Bay Packers, Oct 27, 2013 ...1 more at 5.
Rushing Yards	141 at Seattle Seahawks, Sep 25, 2022 120 vs. New Orleans Saints, Sep 11, 2022	Kickoff Return Yards	228 vs. Green Bay Packers, Oct 27, 2013 198 vs. Seattle Seahawks, Dec 06, 2015
Rushing Average	8.3 at Seattle Seahawks, Sep 25, 2022 7.7 vs. Philadelphia Eagles, Sep 12, 2021	Longest Kickoff Return	109t vs. Green Bay Packers, Oct 27, 2013 105t at Chicago Bears, Sep 15, 2013
Longest Runs	67t at St. Louis Rams, Sep 07, 2014 50t vs. Detroit Lions, Dec 29, 2013	Kickoff Return TDs	1 vs. Chicago Bears, Nov 20, 2022 1 vs. Minnesota Vikings, Nov 16, 2020 ...7 more at 1.
Rushing TDs	2 vs. Los Angeles Chargers, Nov 06, 2022 2 at Jacksonville Jaguars, Nov 28, 2021	Fair Catches	1 vs. Dallas Cowboys, Dec 01, 2016 1 vs. Philadelphia Eagles, Dec 15, 2013
Receptions	8 at Green Bay Packers, Nov 24, 2013 7 vs. New York Jets, Oct 10, 2021 ...1 more at 7.	Punt Return Yards	9 at Tennessee Titans, Sep 11, 2016
Receiving Yards	141 at Baltimore Ravens, Dec 08, 2013 126 at New Orleans Saints, Nov 07, 2021	Punt Returns	1 vs. Dallas Cowboys, Dec 01, 2016
Receiving Average	28.2 at Baltimore Ravens, Dec 08, 2013 24.3 vs. New York Giants, Dec 03, 2017	Kickoff Return Average	49.7 at Chicago Bears, Sep 15, 2013 49.0 vs. Chicago Bears, Nov 20, 2022
Longest Receptions	79t at Baltimore Ravens, Dec 08, 2013 64 at New Orleans Saints, Nov 07, 2021	Special Teams Tackles	1 vs. Philadelphia Eagles, Sep 12, 2021 1 vs. Tampa Bay Buccaneers, Oct 08, 2020 ...19 more at 1.
Receiving TDs	3 vs. Washington Football Team, Oct 03, 2021 1 at Carolina Panthers, Dec 17, 2023 ...12 more at 1.	Most TDs	3 vs. Washington Football Team, Oct 03, 2021 2 vs. Los Angeles Chargers, Nov 06, 2022 ...3 more at 2.
All-Purpose Yards	258 at Baltimore Ravens, Dec 08, 2013 254 vs. Green Bay Packers, Oct 27, 2013	Miscellaneous Tackles	1 at Carolina Panthers, Nov 10, 2022 1 vs. Miami Dolphins, Sep 30, 2018 ...1 more at 1.

SINGLE-GAME HIGHS - POSTSEASON: RUSHING/RECEIVING

Rush Attempts	2 at Los Angeles Rams, Feb 03, 2019 1 at New Orleans Saints, Jan 10, 2021 1 vs. Los Angeles Chargers, Jan 13, 2019	All-Purpose Yards	98 at Kansas City Chiefs, Jan 20, 2019 70 at New Orleans Saints, Jan 10, 2021 65 vs. Seattle Seahawks, Jan 10, 2016 59 at Los Angeles Rams, Feb 03, 2019 26 vs. Los Angeles Chargers, Jan 13, 2019
Rushing Yards	7 at Los Angeles Rams, Feb 03, 2019 3 vs. Los Angeles Chargers, Jan 13, 2019 2 at New Orleans Saints, Jan 10, 2021 6 at Los Angeles Rams, Feb 03, 2019	Kickoff Returns	3 at Kansas City Chiefs, Jan 20, 2019 3 vs. Seattle Seahawks, Jan 10, 2016 2 at New Orleans Saints, Jan 10, 2021 1 at Los Angeles Rams, Feb 03, 2019 1 vs. Los Angeles Chargers, Jan 13, 2019
Longest Runs	2 at New Orleans Saints, Jan 10, 2021 3 vs. Los Angeles Chargers, Jan 13, 2019 2 at New Orleans Saints, Jan 10, 2021 1 at Los Angeles Rams, Feb 03, 2019	Kickoff Return Yards	80 at Kansas City Chiefs, Jan 20, 2019 68 at New Orleans Saints, Jan 10, 2021 65 vs. Seattle Seahawks, Jan 10, 2016 38 at Los Angeles Rams, Feb 03, 2019 23 vs. Los Angeles Chargers, Jan 13, 2019
Receptions	2 at Los Angeles Rams, Feb 03, 2019 2 at Kansas City Chiefs, Jan 20, 2019	Longest Kickoff Return	42 at New Orleans Saints, Jan 10, 2021 38 at Los Angeles Rams, Feb 03, 2019 38 at Kansas City Chiefs, Jan 20, 2019 34 vs. Seattle Seahawks, Jan 10, 2016 26 at New Orleans Saints, Jan 10, 2021
Receiving Yards	18 at Kansas City Chiefs, Jan 20, 2019 14 at Los Angeles Rams, Feb 03, 2019	Kickoff Return Average	26.7 at Kansas City Chiefs, Jan 20, 2019 21.7 vs. Seattle Seahawks, Jan 10, 2016
Longest Receptions	15 at Kansas City Chiefs, Jan 20, 2019 9 at Los Angeles Rams, Feb 03, 2019 5 at Los Angeles Rams, Feb 03, 2019 3 at Kansas City Chiefs, Jan 20, 2019		

100-YARD RECEIVING GAMES (2): REGULAR SEASON

DATE	TEAM	NO.	YDS.	AVG.	LG	TD
12/08/13	at Ravens	5	141	28.2	79t	1
11/07/21	at Saints	6	126	21.0	64	0

100-YARD RUSHING GAMES (4): REGULAR SEASON

DATE	TEAM	ATT.	YDS.	AVG.	LG	TD
09/07/14	at Rams	3	102	34.0	67t	1
11/28/21	at Jaguars	16	108	6.8	27	2
09/11/22	SAINTS	22	120	5.5	15	1
09/25/22	at Seahawks	17	141	8.3	40	1

2024 GAME-BY-GAME REGULAR-SEASON STATISTICS (STEELERS)

DATE	OPPONENT	P/S	RECEIVING					RUSHING					W/L	SCORE
			NO.	YDS.	AVG.	LG	TD	NO.	YDS.	AVG.	LG	TD		
09/08	at Falcons	P	0	0	0.0	0	0	4	13	3.3	5	0	W	18-10
09/15	at Broncos	P	0	0	0.0	0	0	2	3	1.5	3	0	W	13-6
09/22	Chargers	S	3	15	5.0	6	0	4	33	8.3	14	0	W	20-10
09/29	at Colts	P	2	19	9.5	14	0	6	43	7.2	12	0	L	24-27
10/06	Cowboys							ON INACTIVE LIST					L	17-20
10/13	at Raiders							ON INACTIVE LIST					W	32-13
10/20	Jets							ON INACTIVE LIST					W	37-15
10/28	Giants							ON INACTIVE LIST					W	26-18
11/10	at Commanders	P	0	0	0.0	0	0	3	14	4.7	7	0	W	28-27
11/17	Ravens	P	1	0	0.0	0	0	1	0	0.0	0	0	W	18-16
11/21	at Browns	P	0	0	0.0	0	0	1	-2	-2.0	-2	0	L	19-24
12/01	at Bengals	P	3	37	12.3	20	0	3	16	5.3	12	0	W	44-38
12/08	Browns	P	1	-2	-2.0	-2	0	4	3	0.8	4	0	W	27-14
12/15	at Eagles	P	1	-1	-1.0	-1	0	2	9	4.5	5	0	L	13-27
12/21	at Ravens	P	1	12	12.0	12t	1	0	0	0.0	0	0	L	17-34
12/25	Chiefs	P	0	0	0.0	0	0	1	2	2.0	2	0	L	10-29
01/04	Bengals	P	0	0	0.0	0	0	1	1	1.0	1	0	L	17-19
2024 TOTALS		13-1	12	80	6.7	20	1	32	135	4.2	14	0	10-7	

2023 GAME-BY-GAME REGULAR-SEASON STATISTICS (FALCONS)

DATE	OPPONENT	P/S	RECEIVING					RUSHING					W/L	SCORE
			NO.	YDS.	AVG.	LG	TD	NO.	YDS.	AVG.	LG	TD		
09/10	Panthers												W	24-10
09/17	Packers												W	25-24
09/24	at Lions												L	6-20
10/01	at Jaguars	P	0	0	0.0	0	0	0	0.0	0	0	0	L	7-23
10/08	Texans	P	1	7	7.0	7	0	0	0.0	0	0	0	W	21-19
10/15	Commanders	P	1	6	6.0	6	0	1	0.0	0	0	0	L	16-24
10/22	at Buccaneers	P	0	0	0.0	0	0	10	56	5.6	18	0	W	16-13
10/29	at Titans	P	0	0	0.0	0	0	2	7	3.5	4	0	L	23-28
11/05	Vikings	P	1	3	3.0	3	0	1	0	0.0	0	0	L	28-31
11/12	at Cardinals	P	2	7	3.5	5	0	3	13	4.3	6	0	L	23-25
11/26	Saints	P	0	0	0.0	0	0	8	43	5.4	12	0	W	24-15
12/03	at Jets	P	1	6	6.0	6	0	5	11	2.2	7	0	W	13-8
12/10	Buccaneers	P	0	0	0.0	0	0	3	7	2.3	6	0	L	25-29
12/17	at Panthers	P	1	2	2.0	2t	1	5	-2	-0.4	3	0	L	7-9
12/24	Colts	P	2	7	3.5	11	0	7	26	3.7	11	0	W	29-10
12/31	at Bears	P	0	0	0.0	0	0	0	0	0.0	0	0	L	17-37
01/07	at Saints	P	0	0	0.0	0	0	5	20	4.0	7	0	L	17-48
2023 TOTALS		14-0	9	38	4.2	11	1	50	181	3.6	18	0	7-10	

2022 GAME-BY-GAME REGULAR-SEASON STATISTICS (FALCONS)

DATE	OPPONENT	P/S	RECEIVING					RUSHING					W/L	SCORE
			NO.	YDS.	AVG.	LG	TD	NO.	YDS.	AVG.	LG	TD		
09/11	Saints	P	3	16	5.3	10	0	22	120	5.5	15	1	L	26-27
09/18	at Rams	S	0	0	0.0	0	0	10	41	4.1	11	0	L	27-31
09/25	at Seahawks	S	1	12	12.0	12	0	17	141	8.3	40	1	W	27-23
10/02	Browns	S	0	0	0.0	0	0	9	38	4.2	13t	1	W	23-20
10/09	at Buccaneers												L	15-21
10/16	49ers												W	28-14
10/23	at Bengals												L	17-35
10/30	Panthers												W	37-34+
11/06	Chargers	S	1	9	9.0	9	0	13	44	3.4	7	2	L	17-20
11/10	at Panthers	S	1	2	2.0	2	0	5	18	3.6	9	0	L	15-25
11/20	Bears	S	2	7	3.5	9	0	10	52	5.2	17	0	W	27-24
11/27	at Commanders	S	3	19	6.3	15	0	11	52	4.7	21	0	L	13-19
12/04	Steelers	S	0	0	0.0	0	0	11	60	5.5	22	0	L	16-19
12/18	at Saints	S	1	0	0.0	0	0	14	52	3.7	11	1	L	18-21
12/24	at Ravens	S	1	14	14.0	14	0	8	17	2.1	7	0	L	9-17
01/01	Cardinals	S	6	42	7.0	16	0	9	42	4.7	22	1	W	20-19
01/08	Buccaneers	P	2	1	0.5	4	0	5	18	3.6	8	1	W	30-17
2022 TOTALS		13-11	21	122	5.8	16	0	144	695	4.8	40	8	7-10	

+ - Overtime

2021 GAME-BY-GAME REGULAR-SEASON STATISTICS (FALCONS)

DATE	OPPONENT	P/S	RECEIVING					RUSHING					W/L	SCORE
			NO.	YDS.	AVG.	LG	TD	NO.	YDS.	AVG.	LG	TD		
09/12	Eagles	S	2	13	6.5	12	0	7	54	7.7	14	0	L	6-32
09/19	at Buccaneers	P	5	58	11.6	23	1	7	11	1.6	10t	1	L	25-48
09/26	at Giants	P	6	82	13.7	28	0	7	20	2.9	11	0	W	17-14
10/03	Football Team	S	5	82	16.4	42t	3	6	34	5.7	13	0	L	30-34
10/10	Jets	P	7	60	8.6	16	0	14	54	3.9	12	0	W	27-20
10/24	at Dolphins	S	2	1	0.5	4	0	14	60	4.3	13	1	W	30-28
10/31	Panthers	S	5	37	7.4	18	1	9	35	3.9	14	0	L	13-19
11/07	at Saints	S	6	126	21.0	64	0	9	10	1.1	4	0	W	27-25
11/14	at Cowboys	S	1	14	14.0	14	0	4	25	6.3	14	0	L	3-43
11/18	Patriots												L	0-25
11/28	at Jaguars	S	2	27	13.5	20	0	16	108	6.8	27	2	W	21-14
12/05	Buccaneers	S	3	18	6.0	6	0	13	78	6.0	39	0	L	17-30
12/12	at Panthers	S	2	1	0.5	3	0	16	58	3.6	11	1	W	29-21
12/19	at 49ers	S	2	5	2.5	5	0	11	18	1.6	4	0	L	13-31
12/26	Lions	S	1	-1	-1.0	-1	0	7	14	2.0	6t	1	W	20-16
01/02	at Bills	S	2	24	12.0	15	0	9	28	3.1	13	0	L	15-29
01/09	Saints	S	1	1	1.0	1	0	4	11	2.8	4	0	L	20-30
2021 TOTALS		16-13	52	548	10.5	64	5	153	618	4.0	39	6	7-10	

2020 GAME-BY-GAME REGULAR-SEASON STATISTICS (BEARS)

DATE	OPPONENT	P/S	RECEIVING					RUSHING					W/L	SCORE
			NO.	YDS.	AVG.	LG	TD	NO.	YDS.	AVG.	LG	TD		
09/13	at Lions	P	1	12	12.0	12	0	4	19	4.8	13	0	W	27-23
09/20	Giants	P	2	8	4.0	9	0	7	25	3.6	10	0	W	17-13
09/27	at Falcons	P	0	0	0.0	0	0	4	13	3.3	6	0	W	30-26
10/04	Colts	P	1	0	0.0	0	0	3	5	1.7	4	0	L	11-19
10/08	Buccaneers	S	3	38	12.7	25	0	3	7	2.3	3	0	W	20-19
10/18	at Panthers	P	1	8	8.0	8	0	1	1	1.0	1	0	W	23-16
10/26	at Rams	P	3	11	3.7	7	0	3	1	0.3	2	0	L	10-24
11/01	Saints	P	2	1	0.5	5	0	1	4	4.0	4	0	L	23-26+
11/08	at Titans	S	4	27	6.8	9	0	3	13	4.3	6	0	L	17-24
11/16	Vikings	S	2	19	9.5	10	0	12	30	2.5	6	0	L	13-19
11/29	at Packers	P	0	0	0.0	0	0	2	8	4.0	6	0	L	25-41
12/06	Lions	P	1	4	4.0	4	0	10	59	5.9	13	1	L	30-34
12/13	Texans	P	0	0	0.0	0	0	6	26	4.3	12	0	W	36-7
12/20	at Vikings	P	1	4	4.0	4	0	1	3	3.0	3	0	W	33-27
12/27	at Jaguars	P	0	0	0.0	0	0	0	0	0.0	0	0	W	41-17
01/03	Packers	P	0	0	0.0	0	0	4	18	4.5	7	0	L	16-35
2020 TOTALS		16-3	21	132	6.3	25	0	64	232	3.6	13	1	8-8	

+ - Overtime

2019 GAME-BY-GAME REGULAR-SEASON STATISTICS (BEARS)

DATE	OPPONENT	P/S	RECEIVING					RUSHING					W/L	SCORE
			NO.	YDS.	AVG.	LG	TD	NO.	YDS.	AVG.	LG	TD		
09/05	Packers	P	1	3	3.0	3	0	1	-2	-2.0	-2	0	L	3-10
09/15	at Broncos	S	0	0	0.0	0	0	2	50	25.0	46	0	W	16-14
09/23	at Redskins	S	1	6	6.0	6	0	4	14	3.5	7	0	W	31-15
09/29	Vikings	S	1	3	3.0	3	0	2	4	2.0	3	0	W	16-6
10/06	at Raiders	P	0	0	0.0	0	0	1	5	5.0	5	0	L	21-24
10/20	Saints	P	2	21	10.5	11	0	1	2	2.0	2	0	L	25-36
10/27	Chargers	P	2	1	0.5	1	0	1	5	5.0	5	0	L	16-17
11/03	at Eagles	P	1	5	5.0	5	0	0	0	0.0	0	0	L	14-22
11/10	Lions	P	0	0	0.0	0	0	0	0	0.0	0	0	W	20-13
11/17	at Rams	P	0	0	0.0	0	0	0	0	0.0	0	0	L	7-17
11/24	Giants	P	0	0	0.0	0	0	0	0	0.0	0	0	W	19-14
11/28	at Lions	P	0	0	0.0	0	0	0	0	0.0	0	0	W	24-20
12/05	Cowboys	P	1	33	33.0	33	0	1	-5	-5.0	-5	0	W	31-24
12/15	at Packers	S	1	6	6.0	6	0	1	0	0.0	0	0	L	13-21
12/22	Chiefs	P	1	5	5.0	5	0	1	16	16.0	16	0	L	3-26
12/29	at Vikings	P	0	0	0.0	0	0	2	14	7.0	11	0	W	21-19
2019 TOTALS		16-4	11	83	7.5	33	0	17	103	6.1	46	0	8-8	

2018 GAME-BY-GAME REGULAR-SEASON STATISTICS (PATRIOTS)

DATE	OPPONENT	P/S	RECEIVING					RUSHING					W/L	SCORE
			NO.	YDS.	AVG.	LG	TD	NO.	YDS.	AVG.	LG	TD		
09/09	Texans	S	1	6	6.0	6	0	3	13	4.3	10	0	W	27-20
09/16	at Jaguars	P	3	18	6.0	18	0	1	5	5.0	5	0	L	20-31
09/23	at Lions	P	1	12	12.0	12	0	0	0	0.0	0	0	L	10-26
09/30	Dolphins	P	3	54	18.0	55t	1	1	11	11.0	11	0	W	38-7
10/04	Colts	P	2	11	5.5	10	1	0	0	0.0	0	0	W	38-24
10/14	Chiefs	P	1	13	13.0	13	0	1	3	3.0	3	0	W	43-40
10/21	at Bears	S	0	0	0.0	0	0	1	4	4.0	4	0	W	38-31
10/29	at Bills	S	0	0	0.0	0	0	10	38	3.8	22	0	W	25-6
11/04	Packers	P	1	7	7.0	7	0	11	61	5.5	17	1	W	31-17
11/11	at Titans	S	0	0	0.0	0	0	4	11	2.8	9	0	L	10-34
11/25	at Jets	P	1	-1	-1.0	-1	0	5	10	2.0	4	0	W	27-13
12/02	Vikings	P	2	53	26.5	29	0	1	6	6.0	6	0	W	24-10
12/09	at Dolphins	S	2	51	25.5	37t	1	0	0	0.0	0	0	L	33-34
12/16	at Steelers	P	3	20	6.7	8	0	0	0	0.0	0	0	L	10-17
12/23	Bills	P	1	3	3.0	3	0	4	66	16.5	27	0	W	24-12
12/30	Jets	P											W	38-3
2018 TOTALS		15-5	21	247	11.8	55T	3	42	228	5.4	27	1	11-5	

ON INACTIVE LIST

2017 GAME-BY-GAME REGULAR-SEASON STATISTICS (RAIDERS)

DATE	OPPONENT	P/S	RECEIVING					RUSHING					W/L	SCORE
			NO.	YDS.	AVG.	LG	TD	NO.	YDS.	AVG.	LG	TD		
09/10	at Titans	P	1	2	2.0	2	0	1	5	5.0	5	0	W	26-16
09/17	Jets	P	1	6	6.0	6	0	3	57	19.0	43t	1	W	45-20
09/24	at Redskins	P	1	7	7.0	7	0	2	5	2.5	8	0	L	10-27
10/01	at Broncos	P	6	33	5.5	11	0	1	2	2.0	2	0	L	10-16
10/08	Ravens	P	0	0	0.0	0	0	0	0	0.0	0	0	L	17-30
10/15	Chargers	P	1	5	5.0	4	0	3	55	18.3	47t	1	L	16-17
10/19	Chiefs	P	1	9	9.0	9	0	0	0	0.0	0	0	W	31-30
10/29	at Bills	S	3	7	2.3	3	0	0	0	0.0	0	0	L	14-34
11/05	at Dolphins	P	0	0	0.0	0	0	0	0	0.0	0	0	W	27-24
11/19	Patriots	P	4	45	11.3	22	0	0	0	0.0	0	0	L	8-33
11/26	Broncos	P	3	72	24.0	54	0	0	0	0.0	0	0	W	21-14
12/03	Giants	S	4	97	24.3	59	0	2	1	0.5	1	0	W	24-17
12/10	at Chiefs	P	3	8	2.7	7	0	0	0	0.0	0	0	L	15-26
12/17	Cowboys	P	1	7	7.0	7	0	1	-4	-4.0	-4	0	L	17-20
12/25	at Eagles	P	1	7	7.0	7	0	0	0	0.0	0	0	L	10-19
12/31	at Chargers	P	1	4	4.0	4	0	0	0	0.0	0	0	L	10-30
2017 TOTALS		16-2	31	309	10.0	59	0	13	121	9.3	47T	2	6-10	

2016 GAME-BY-GAME REGULAR-SEASON STATISTICS (VIKINGS)

DATE	OPPONENT	P/S	RECEIVING					RUSHING					W/L	SCORE
			NO.	YDS.	AVG.	LG	TD	NO.	YDS.	AVG.	LG	TD		
09/11	at Titans	P	1	6	6.0	6	0	1	8	8.0	8	0	W	25-16
09/18	Packers	P	0	0	0.0	0	0	1	-2	-2.0	-2	0	W	17-14
09/25	at Panthers	S	1	8	8.0	8	0	0	0	0.0	0	0	W	22-10
10/03	Giants	P	5	38	7.6	21	0	1	2	2.0	2	0	W	24-10
10/09	Texans	S	4	39	9.8	15	1	1	7	7.0	7	0	W	31-13
10/23	at Eagles	S	7	67	9.6	15	1	0	0	0.0	0	0	L	10-21
10/31	at Bears	P	3	36	12.0	21	0	0	0	0.0	0	0	L	10-20
11/06	Lions	S	6	45	7.5	13	0	0	0	0.0	0	0	L	16-22+
11/13	at Redskins	P	3	17	5.7	9	0	0	0	0.0	0	0	L	20-26
11/20	Cardinals	S	4	53	13.3	30	0	0	0	0.0	0	0	W	30-24
11/24	at Lions	S	5	15	3.0	10	0	1	22	22.0	22	0	L	13-16
12/01	Cowboys	P	2	10	5.0	5	0	2	6	3.0	6	0	L	15-17
12/11	at Jaguars	S	3	18	6.0	11	0	0	0	0.0	0	0	W	25-16
12/18	Colts	P	5	49	9.8	19	0	0	0	0.0	0	0	L	6-34
12/24	at Packers	S	2	13	6.5	10	0	0	0	0.0	0	0	L	25-38
01/01	Bears	P	1	39	39.0	39	0	0	0	0.0	0	0	W	38-10
2016 TOTALS		16-8	52	453	8.7	39	2	7	43	6.1	22	0	8-8	

+ - Overtime

2015 GAME-BY-GAME REGULAR-SEASON STATISTICS (VIKINGS)

DATE	OPPONENT	P/S	RECEIVING					RUSHING					W/L	SCORE
			NO.	YDS.	AVG.	LG	TD	NO.	YDS.	AVG.	LG	TD		
09/14	at 49ers	P	1	1	1.0	1	0	0	0	0.0	0	0	L	3-20
09/20	Lions	P	0	0	0.0	0	0	0	0	0.0	0	0	W	26-16
09/27	Chargers	P	0	0	0.0	0	0	1	9	9.0	9	0	W	31-14
10/04	at Broncos	S	1	9	9.0	9	0	0	0	0.0	0	0	L	20-23
10/18	Chiefs	P	0	0	0.0	0	0	0	0	0.0	0	0	W	16-10
10/25	at Lions	P	0	0	0.0	0	0	0	0	0.0	0	0	W	28-19
11/01	at Bears	P	0	0	0.0	0	0	0	0	0.0	0	0	W	23-20
11/08	Rams	P	0	0	0.0	0	0	0	0	0.0	0	0	W	21-18+
11/15	at Raiders	P	0	0	0.0	0	0	1	6	6.0	6	0	W	30-14
11/22	Packers	P	0	0	0.0	0	0	0	0	0.0	0	0	L	13-30
11/29	at Falcons	P	0	0	0.0	0	0	0	0	0.0	0	0	W	20-10
12/06	Seahawks	P	0	0	0.0	0	0	0	0	0.0	0	0	L	7-38
12/10	at Cardinals	P	0	0	0.0	0	0	0	0	0.0	0	0	L	20-23
12/20	Bears	P	0	0	0.0	0	0	0	0	0.0	0	0	W	38-17
12/27	Giants	P	0	0	0.0	0	0	0	0	0.0	0	0	W	49-17
01/03	at Packers	P	0	0	0.0	0	0	0	0	0.0	0	0	W	20-13
2015 TOTALS		16-1	2	10	5.0	9	0	2	15	7.5	9	0	11-5	

+ - Overtime

2014 GAME-BY-GAME REGULAR-SEASON STATISTICS (VIKINGS)

DATE	OPPONENT	P/S	RECEIVING					RUSHING					W/L	SCORE
			NO.	YDS.	AVG.	LG	TD	NO.	YDS.	AVG.	LG	TD		
09/07	at Rams	S	3	26	8.7	13	0	3	102	34.0	67t	1	W	34-6
09/14	Patriots	S	4	56	14.0	26	0	0	0	0.0	0	0	L	7-30
09/21	at Saints	P	4	61	15.3	28	0	1	-7	-7.0	-7	0	L	9-20
09/28	Falcons	S	2	38	19.0	22	0	0	0	0.0	0	0	W	41-28
10/02	at Packers	S	2	8	4.0	6	0	0	0	0.0	0	0	L	10-42
10/12	Lions	S	2	15	7.5	9	0	1	2	2.0	2	0	L	3-17
10/19	at Bills	P	2	9	4.5	5	1	1	3	3.0	3	0	L	16-17
10/26	at Buccaneers	S	6	86	14.3	28	0	1	10	10.0	10	0	W	19-13+
11/02	Redskins	S	1	9	9.0	9	0	0	0	0.0	0	0	W	29-26
11/16	at Bears	P	2	24	12.0	17	0	1	3	3.0	3	0	L	13-21
11/23	Packers	P	2	18	9.0	10	0	0	0	0.0	0	0	L	21-24
11/30	Panthers	P	0	0	0.0	0	0	0	0	0.0	0	0	W	31-13
12/07	Jets	P	0	0	0.0	0	0	1	6	6.0	6	0	W	30-24+
12/14	at Lions	P	2	16	8.0	9	0	0	0	0.0	0	0	L	14-16
12/21	at Dolphins	P	1	18	18.0	18	0	1	-2	-2.0	-2	0	L	35-37
12/28	Bears	P	0	0	0.0	0	0	0	0	0.0	0	0	W	13-9
2014 TOTALS		16-7	33	384	11.6	28	1	10	117	11.7	67T	1	7-9	

+ - Overtime

2013 GAME-BY-GAME REGULAR-SEASON STATISTICS (VIKINGS)

DATE	OPPONENT	P/S	RECEIVING					RUSHING					W/L/T	SCORE
			NO.	YDS.	AVG.	LG	TD	NO.	YDS.	AVG.	LG	TD		
09/08	at Lions	P	1	10	10.0	10	0	0	0	0.0	0	0	L	24-34
09/15	at Bears	P	2	14	7.0	14	0	0	0	0.0	0	0	L	30-31
09/22	Browns	P	2	49	24.5	37	0	1	0	0.0	0	0	L	27-31
09/29	Steelers	P	1	9	9.0	9	0	0	0	0.0	0	0	W	34-27
10/13	Panthers	P	2	3	1.5	5	0	0	0	0.0	0	0	L	10-35
10/21	at Giants	P	3	22	7.3	15	0	1	2	2.0	2	0	L	7-23
10/27	Packers	P	2	26	13.0	17	0	0	0	0.0	0	0	L	31-44
11/03	at Cowboys	P	3	13	4.3	5	0	0	0	0.0	0	0	L	23-27
11/07	Redskins	P	2	22	11.0	20	1	0	0	0.0	0	0	W	34-27
11/17	at Seahawks	S	3	28	9.3	15	0	0	0	0.0	0	0	L	20-41
11/24	at Packers	P	8	54	6.8	21	0	0	0	0.0	0	0	T	26-26+
12/01	Bears	S	1	4	4.0	4	0	2	27	13.5	33t	1	W	23-20+
12/08	at Ravens	S	5	141	28.2	79t	1	1	6	6.0	6	0	L	26-29
12/15	Eagles	S	5	35	7.0	11	1	2	15	7.5	12	0	W	48-30
12/22	at Bengals	S	3	8	2.7	11	0	3	54	18.0	35t	1	L	14-42
12/29	Lions	S	2	31	15.5	23	1	2	54	27.0	50t	1	W	14-13
2013 TOTALS		16-6	45	469	10.4	79T	4	12	158	13.2	50T	3	5-10-1	

+ - Overtime

2020 GAME-BY-GAME POSTSEASON STATISTICS (BEARS)

DATE	OPPONENT	P/S	RECEIVING					RUSHING					W/L	SCORE
			NO.	YDS.	AVG.	LG	TD	NO.	YDS.	AVG.	LG	TD		
01/10	at Saints	P	0	0	0.0	0	0	1	2	2.0	2	0	L	9-21
2020 TOTALS		1-0	0	0	0.0	0	0	1	2	2.0	2	0	0-1	

2018 GAME-BY-GAME POSTSEASON STATISTICS (PATRIOTS)

DATE	OPPONENT	P/S	RECEIVING					RUSHING					W/L	SCORE
			NO.	YDS.	AVG.	LG	TD	NO.	YDS.	AVG.	LG	TD		
01/13	Chargers	P	0	0	0.0	0	0	1	3	3.0	3	0	W	41-28
01/20	at Chiefs	P	2	18	9.0	15	0	0	0	0.0	0	0	W	37-31+
02/03	at Rams	P	2	14	7.0	9	0	2	7	3.5	6	0	W	13-3
2018 TOTALS		3-0	4	32	8.0	15	0	3	10	3.3	6	0	3-0	

+ - Overtime

2015 GAME-BY-GAME POSTSEASON STATISTICS (VIKINGS)

DATE	OPPONENT	P/S	RECEIVING					RUSHING					W/L	SCORE
			NO.	YDS.	AVG.	LG	TD	NO.	YDS.	AVG.	LG	TD		
01/10	Seahawks	P	0	0	0.0	0	0	0	0	0.0	0	0	L	9-10
2015 TOTALS		1-0	0	0	0.0	0	0	0	0	0.0	0	0	0-1	



GEORGE^{WR}
PICKENS

HEIGHT: 6-3
WEIGHT: 200
COLLEGE: Georgia
BORN: March 4, 2001

HOW ACQUIRED: 02'22
NFL EXPERIENCE: 3rd year
BIRTHPLACE: Hoover, AL



PRO CAREER

- ✦ Has played in 34 regular-season games (28 starts) over two-year NFL career (Pittsburgh 2022-23)
- ✦ Has registered 115 receptions for 1,941 yards (16.9 avg.) and nine TDs
- ✦ Has rushed six times for 42 yards (7.0 avg.) and one TD
- ✦ His six 100-yard receiving games in 2023 are tied for the third-most by a Steelers player in their first two seasons in the NFL
- ✦ First wideout in franchise history to have multiple TD receptions of at least 66 yards in the same game (Week 16 of 2023 vs. Cincinnati)
- ✦ His 86-yard TD reception vs. Cincinnati in Week 16 of 2023 was the longest TD catch by the Steelers since JuJu Smith-Schuster had a 97-yard TD in Week 8 of 2017 at Detroit
- ✦ His 86-yard TD reception was the longest play from scrimmage in the NFL in 2023
- ✦ Led the NFL with three TD receptions of at least 65 yards in 2023
- ✦ His 48.8 yards/catch vs. Cincinnati in Week 16 of 2023 is the best in franchise history (min. four receptions) – previous record was 43.4 yards/catch by Theo Bell in Week 13 of 1980 vs. Miami
- ✦ His 48.8 yards/catch vs. Cincinnati in Week 16 of 2023 is the best in the NFL (min. four receptions) since Philadelphia's DeSean Jackson had four receptions for 210 yards (52.5 avg.) in Week 14 of 2010 at Dallas
- ✦ His 48.8 yards/catch vs. Cincinnati in Week 16 of 2023 is the third-best since the 1970 AFL-NFL merger (min. four receptions)
- ✦ His 802 receiving yards are the fifth-most in a season by a rookie in franchise history
- ✦ His 52 receptions are the seventh-most in a season by a rookie in franchise history
- ✦ Made NFL debut in Week 1 of 2022 (at Cincinnati)
- ✦ Made NFL starting debut in Week 1 of 2022 (at Cincinnati)

2023 (STEELERS)

- ✦ Played in 17 regular-season games (16 starts)
- ✦ Caught 63 passes for 1,140 yards (18.1 avg.) and five TDs
- ✦ His 18.1 yards/reception was the second-best in the NFL (min. two receptions/game)
- ✦ His 18.1 yards/reception was tied for the fourth-best in franchise history since 2000 (min. two receptions/game)
- ✦ Registered five 100-yard receiving games
- ✦ His five 100-yard receiving games are tied for the eighth-most in single-season franchise history
- ✦ Connected with QB Mason Rudolph on the Steelers' second offensive play of the game for an 86-yard TD pass vs. Cincinnati in Week 16
- ✦ The TD reception was the longest of his career, longest pass play of the season for the Steelers and longest since Week 12 of 2018 at Denver when Ben Roethlisberger connected with JuJu Smith-Schuster for a 97-yard TD
- ✦ Recorded a career-best and team-high 195 receiving yards and two TDs on four receptions in Week 16 vs. Cincinnati
- ✦ His 195 yards receiving vs. Cincinnati in Week 16 was the most by a Steelers wideout since Antonio Brown had 213 in Week 14 of 2017 vs. Baltimore
- ✦ First wideout to have multiple TD receptions of at least 66 yards in the same game in franchise history
- ✦ His 86-yard TD reception vs. Cincinnati in Week 16 was the longest TD catch by the Steelers since JuJu Smith-Schuster had a 97-yard TD in Week 8 of 2017 at Detroit
- ✦ Led the NFL with three TD receptions of at least 65 yards
- ✦ His 48.8 yards/catch vs. Cincinnati in Week 16 of 2023 is the best in franchise history (min. four receptions) – previous record was 43.4 yards/catch by Theo Bell in Week 13 of 1980 vs. Miami
- ✦ His 48.8 yards/catch vs. Cincinnati in Week 16 of 2023 is the best in the NFL (min. four receptions) since Philadelphia's DeSean Jackson had four receptions for 210 yards (52.5 avg.) in Week 14 of 2010 at Dallas
- ✦ His 48.8 yards/catch vs. Cincinnati in Week 16 of 2023 is the third-best since the 1970 AFL-NFL merger (min. four receptions)
- ✦ Sixth wide receiver in the NFL to register multiple 60+ yard TD receptions in the same game since 2006 (Tyreek Hill, Week 13 of 2023, Gabe Davis, Week 5 of 2022, Ja'Marr Chase, Week 17 of 2022, Odell Beckham Jr., Week 6 of 2016 and Lee Evans, Week 11 of 2006)
- ✦ First wide receiver in franchise history to register at least 195 yards and two receiving TDs in a game since Antonio Brown in Week 3 of 2013 vs. Chicago (196 yards and two TD)
- ✦ Caught seven passes for 131 yards (18.7 avg.), including a 37-yard grab, in Week 17 at Seattle
- ✦ First Steelers wideout with back-to-back 100-yard receiving games since Dontae Johnson in Week 10 (vs. Cincinnati) and Week 11 (at Jacksonville) of 2020
- ✦ His 326 receiving yards in Weeks 16 and 17 (195 vs. Cincinnati; 131 at Seattle) is the fourth-most in a two-game span in franchise history
- ✦ Caught three passes for 58 yards, including a 43-yard reception, in Week 12 at Cincinnati
- ✦ Caught five passes for 107 yards, including a 31-yard reception, in Week 7 at L.A. Rams
- ✦ Connected with QB Mitch Trubisky for a 22-yard TD pass in Week 8 vs. Jacksonville
- ✦ Recorded 100-yard receiving games in consecutive games (Week 5 vs. Baltimore and Week 7 at L.A. Rams)
- ✦ Connected with QB Kenny Pickett for a 41-yard TD pass that gave the Steelers a 14-10 lead with 1:17 left in the fourth quarter in Week 5 vs. Baltimore
- ✦ Caught career-high tying six passes for 130 yards (21.7 avg.) and one TD in Week 5 vs. Baltimore
- ✦ Caught four passes for 127 yards (31.8 avg.) and one TD in the Week 2 victory over Cleveland
- ✦ Connected with QB Kenny Pickett for a 71-yard TD pass that gave the Steelers a 16-11 lead with 6:16 left in the second quarter

2022 (STEELERS)

- ✦ Played in 17 regular-season games (12 starts)
- ✦ Ranked third-best on the team in receptions (52), second in receiving yards (801) and first in receiving touchdowns (four)
- ✦ Ranked second in the League among rookies in yards per reception (15.4; min. 25 receptions), tied for third in receiving touchdowns and fourth in receptions and receiving yards
- ✦ Added on three rushes for 24 yards and one touchdown
- ✦ One of seven rookie wide receivers to register a 100-yard receiving game this season
- ✦ Made 16 catches on 20-plus yard throws, nine more 20-plus yard catches than any other rookie
- ✦ Led all rookies in contest catches with 19
- ✦ Notched his first 100-yard receiving game in just his fourth game in the League in Week 4 vs. N.Y. Jets, setting career-highs in receptions (six) and receiving yards (102)
- ✦ His 100-yard performance in Week 4 was the first by a Steelers wideout since Diontae Johnson in 2021 vs. Baltimore (12/5/21), the first by a Steelers rookie since Najee Harris in 2021 vs. Cincinnati (9/26/21) and the only 100-yard performance by a Steelers wideout during the 2022 season
- ✦ Led the team in receptions (six) and receiving yards (83) in Week 5 at Buffalo
- ✦ Registered the first receiving touchdown of his career in Week 7 at Miami on a seven-yard pass from QB Kenny Pickett
- ✦ Punched in his first rushing touchdown on a one-yard run in Week 10 vs. New Orleans, also adding a career-long 22-yard run
- ✦ Led the receiving corps with 83 yards and a touchdown in Week 11 vs. Cincinnati
- ✦ Hauled in a season-long 42-yard reception in Week 14 vs. Baltimore, finishing the day with three receptions for 78 yards
- ✦ Caught a 14-yard touchdown with 46 seconds remaining the fourth quarter to give the Steelers a 13-10 victory in Week 16 vs. Las Vegas
- ✦ The 14-yard TD catch from QB Kenny Pickett marked only the fourth instance in the Super Bowl era of a rookie WR catching a game-winning TD from a rookie QB in the final two minutes of regulation
- ✦ Registered a 31-yard touchdown in Week 18 vs. Cleveland, his longest touchdown of the season, to finish with 72 yards on three receptions

TRANSACTIONS

- ✦ Signed a four-year contract with the Steelers on May 13, 2022
- ✦ Drafted by the Pittsburgh Steelers in the 2nd round (52nd overall) in the 2022 NFL Draft

PERSONAL

- ✦ Selected to play for Team Flash at the 2019 Under Armour All-American Game, snagging four receptions for 55 yards
- ✦ 247sports.com five-star prospect, #24 prospect nationally, #4 wide receiver nationally, #1 prospect in Alabama
- ✦ ESPN.com four-star prospect, #6 WR nationally, #54 prospect nationally, #5 prospect in Alabama
- ✦ Rivals.com five-star prospect, #7 prospect nationally, #2 WR nationally, #1 prospect in Alabama
- ✦ Listed at No. 14 on the USA Today Chosen 25 for the nation's top overall prospects
- ✦ Honored as a finalist for the 2018 Alabama Sports Writers Association Class 7A Player of the Year Award
- ✦ Named to the 2018 All-USA Alabama First Team offense by the USA Today
- ✦ Helped the Buccaneers to a 9-4 record, the Region 3-7A title and the semifinals of the 2018 AHSAA Class 7A playoffs
- ✦ Finished his senior season with 69 catches for 1,368 yards and 16 TDs to go along with a KO return TD
- ✦ Named to AL.com's 2018 Super All-State Team and the All-Birmingham First Team offense
- ✦ Competed in the 2018 Alabama-Mississippi All-Star Game, earning Alabama MVP honors after catching nine passes for 155 yards and two TDs
- ✦ Named to the 2018 MaxPreps All-American Second Team offense
- ✦ Tabbed at No. 6 on AL.com's 2018 Preseason A-List
- ✦ Part of the Buccaneers' teams that won back-to-back AHSAA Class 7A State titles in 2017 (11-3) and 2016 (12-2)
- ✦ As a junior in 2017, he caught 46 passes for 735 yards and five TDs, while adding two punt returns for scores
- ✦ Named to AL.com's 2017 All-Birmingham Team as an athlete, as well as Class 7A First Team All-State offense by the ASWA, All-USA Alabama First Team offense by the USA Today and AL.com All-State Team Honorable Mention
- ✦ Competed at the Nike's The Opening Regional camp in Atlanta in July 2017
- ✦ Recipient of the A.J. Green Family Football Scholarship
- ✦ Younger brother Chris Humes played collegiately at Arkansas State and professionally for the CFL's Winnipeg Bombers.

COLLEGE

- ✦ Played in 26 games in his three-year Georgia career (missed much of the 2021 season after suffering a knee injury in late March)
- ✦ Registered 90 receptions for 1,347 yards with 14 touchdowns
- ✦ Pre-season All-American 2nd team pick by Walter Camp (2021)
- ✦ Second-team pre-season All-SEC as voted by the league's 14 head coach (2021)
- ✦ Started in all eight games in which he played (2020)
- ✦ Tied with K. Jackson for team receiving honors with 36 catches for 513 yards and a team-high six TDs (2020)
- ✦ Caught seven passes for 135 yards, including a then-career-long 51-yarder, in Chick-fil-A Peach Bowl win over Cincinnati (2020)
- ✦ Season-high eight receptions for 87 yards and a TD vs. Mississippi State (2020)
- ✦ Caught a pair of TD passes in win at Missouri, including a key score with :37 left before halftime (2020)
- ✦ Team-high five receptions for 53 yards vs. Alabama (2020)
- ✦ Caught four passes for 47 yards and the team's first TD of 2020, a 19-yarder, in Georgia's win at Arkansas
- ✦ Named to the pre-season watch list for the Fred Biletnikoff Award (nation's top WR) (2020)
- ✦ Named Pre-Season All-SEC Second Team, as selected by the media covering the league (2020)
- ✦ Coaches' Freshman All-SEC Team (2019)
- ✦ Co-winner of Offensive Newcomer of the Year award, given at team's post-season awards gala (2019)
- ✦ Played in all 14 games, earning his first start vs. Kentucky (2019)
- ✦ Started in Sugar Bowl win over Baylor (2019)
- ✦ Finished season with 49 catches for 727 yards, both team highs (2019)
- ✦ Led the Bulldogs in TD catches with eight (2019)
- ✦ Had 12 catches for 175 yards and a TD in the Sugar Bowl, earning MVP honors (2019)
- ✦ His 12 grabs tied a UGA bowl record and were the most by a Bulldog receiver in 17 seasons (2019)
- ✦ Two of his five catches vs. Missouri went for scores (25 & 18 yards) (2019)
- ✦ First TD catch was a second-quarter score, from 15 yards out, vs. Murray State (2019)
- ✦ Season highs of seven catches and 98 yards both came vs. South Carolina (2019)
- ✦ Team-high four catches for 35 yards vs. Kentucky (2019)

REGULAR SEASON COMPARISON: RECEIVING - BALTIMORE RAVENS

DATE	OPP	W/L	GP/GS	REC	YDS.	AVG.	TD	LG	TGTS	YAC
12/11/22	PIT vs. BLT	L	S	3	78	26.0	0	42	3	8
1/1/23	PIT @BLT	W	S	2	29	14.5	0	15	4	0
10/8/23	PIT vs. BLT	W	S	6	130	21.7	1	41t	10	16
1/6/24	PIT @BLT	W	S	0	0	0	0	0	0	0
11/17/24	PIT vs. BLT	W	S	8	89	11.1	0	37	12	25
TOTALS		4/1	5/5	19	326	17.2	1	42	29	49

GEORGE PICKENS' NFL REGULAR SEASON RUSHING/RECEIVING STATISTICS

DATE	TEAM	GP	GS	RECEIVING					RUSHING				
				NO.	YDS.	AVG.	LG	TD	NO.	YDS.	AVG.	LG	TD
2022	Steelers	17	12	52	801	15.4	42	4	3	24	8.0	22	1
2023	Steelers	17	16	63	1,140	18.1	86t	5	3	18	6.0	16	0
2024	Steelers	14	12	59	900	15.3	44	3	2	-6	-3.0	4	0
NFL TOTALS		48	40	174	2,841	16.3	86T	12	8	36	4.5	22	1

GEORGE PICKENS' NFL POSTSEASON RUSHING/RECEIVING STATISTICS

DATE	TEAM	GP	GS	RECEIVING					RUSHING				
				NO.	YDS.	AVG.	LG	TD	NO.	YDS.	AVG.	LG	TD
2023	Steelers	1	1	5	50	10.0	19	0	1	15	15.0	15	0
NFL TOTALS		1	1	5	50	10.0	19	0	1	15	15.0	15	0

GEORGE PICKENS' NFL REGULAR SEASON RETURN STATISTICS

DATE	TEAM	KICKOFF RETURNS					PUNT RETURNS					
		RET.	YDS.	AVG.	LG	TD	NO.	FC	YDS.	AVG.	LG	TD
2022	Steelers	0	0	0.0	0	0	0	0	0	0.0	0	0
2023	Steelers	1	7	7.0	7	0	0	0	0	0.0	0	0
2024	Steelers	0	0	0.0	0	0	0	0	0	0.0	0	0
NFL TOTALS		1	7	7.0	7	0	0	0	0	0.0	0	0

GEORGE PICKENS' NFL POSTSEASON RETURN STATISTICS

DATE	TEAM	KICKOFF RETURNS					PUNT RETURNS					
		RET.	YDS.	AVG.	LG	TD	NO.	FC	YDS.	AVG.	LG	TD
2023	Steelers	0	0	0.0	0	0	0	0	0	0.0	0	0
NFL TOTALS		0	0	0.0	0	0	0	0	0	0.0	0	0

SINGLE-GAME HIGHS: RUSHING/RECEIVING

Rush Attempts	2 vs. New Orleans Saints, Nov 13, 2022 1 at Baltimore Ravens, Jan 06, 2024 ...3 more at 1.	Receiving TDs	2 vs. Cincinnati Bengals, Dec 23, 2023 1 at Cincinnati Bengals, Dec 01, 2024 ...9 more at 1.
Rushing Yards	23 vs. New Orleans Saints, Nov 13, 2022 16 vs. Baltimore Ravens, Oct 08, 2023	All-Purpose Yards	195 vs. Cincinnati Bengals, Dec 23, 2023 146 vs. Baltimore Ravens, Oct 08, 2023
Longest Runs	22 vs. New Orleans Saints, Nov 13, 2022 16 vs. Baltimore Ravens, Oct 08, 2023	Kickoff Returns	1 at Cincinnati Bengals, Nov 26, 2023
Rushing TDs	1 vs. New Orleans Saints, Nov 13, 2022	Kickoff Return Yards	7 at Cincinnati Bengals, Nov 26, 2023
Receptions	8 vs. Baltimore Ravens, Nov 17, 2024 7 at Indianapolis Colts, Sep 29, 2024 ...1 more at 7.	Longest Kickoff Return	7 at Cincinnati Bengals, Nov 26, 2023
Receiving Yards	195 vs. Cincinnati Bengals, Dec 23, 2023 131 at Seattle Seahawks, Dec 31, 2023	Most TDs	2 vs. Cincinnati Bengals, Dec 23, 2023 1 at Cincinnati Bengals, Dec 01, 2024 ...10 more at 1.
Receiving Average	48.8 vs. Cincinnati Bengals, Dec 23, 2023 31.8 vs. Cleveland Browns, Sep 18, 2023	Miscellaneous Tackles	1 vs. New England Patriots, Sep 18, 2022
Longest Receptions	86t vs. Cincinnati Bengals, Dec 23, 2023 71t vs. Cleveland Browns, Sep 18, 2023		

SINGLE-GAME HIGHS - POSTSEASON: RUSHING/RECEIVING

Rush Attempts	1 at Buffalo Bills, Jan 15, 2024	Receiving Yards	50 at Buffalo Bills, Jan 15, 2024
Rushing Yards	15 at Buffalo Bills, Jan 15, 2024	Receiving Average	10.0 at Buffalo Bills, Jan 15, 2024
Longest Runs	15 at Buffalo Bills, Jan 15, 2024	Longest Receptions	19 at Buffalo Bills, Jan 15, 2024 13 at Buffalo Bills, Jan 15, 2024 8 at Buffalo Bills, Jan 15, 2024 5 at Buffalo Bills, Jan 15, 2024 5 at Buffalo Bills, Jan 15, 2024
Receptions	5 at Buffalo Bills, Jan 15, 2024	All-Purpose Yards	65 at Buffalo Bills, Jan 15, 2024

100-YARD RECEIVING GAMES (8): REGULAR SEASON

DATE	TEAM	NO.	YDS.	AVG.	LG	TD
10/02/22	JETS	6	102	17.0	27	0
09/18/23	BROWNS	4	127	31.8	71t	1
10/08/23	RAVENS	6	130	21.7	41t	1
10/22/23	at Rams	5	107	21.4	31	0
12/23/23	BENGALS	4	195	48.8	86t	2
12/31/23	at Seahawks	7	131	18.7	37	0
09/29/24	at Colts	7	113	16.1	38	0
10/20/24	JETS	5	111	22.2	44	1

2024 GAME-BY-GAME REGULAR-SEASON STATISTICS (STEELERS)

DATE	OPPONENT	P/S	RECEIVING					RUSHING					W/L	SCORE
			NO.	YDS.	AVG.	LG	TD	NO.	YDS.	AVG.	LG	TD		
09/08	at Falcons	S	6	85	14.2	40	0	1	-10	-10.0	-10	0	W	18-10
09/15	at Broncos	S	2	29	14.5	16	0	0	0	0.0	0	0	W	13-6
09/22	Chargers	S	5	57	11.4	27	0	0	0	0.0	0	0	W	20-10
09/29	at Colts	S	7	113	16.1	38	0	0	0	0.0	0	0	L	24-27
10/06	Cowboys	S	3	26	8.7	21	0	0	0	0.0	0	0	L	17-20
10/13	at Raiders	S	3	53	17.7	31	0	0	0	0.0	0	0	W	32-13
10/20	Jets	P	5	111	22.2	44	1	0	0	0.0	0	0	W	37-15
10/28	Giants	S	4	74	18.5	43	0	0	0	0.0	0	0	W	26-18
11/10	at Commanders	S	5	91	18.2	34	1	1	4	4.0	4	0	W	28-27
11/17	Ravens	S	8	89	11.1	37	0	0	0	0.0	0	0	W	18-16
11/21	at Browns	P	4	48	12.0	31	0	0	0	0.0	0	0	L	19-24
12/01	at Bengals	S	3	74	24.7	36	1	0	0	0.0	0	0	W	44-38
12/08	Browns												W	27-14
12/15	at Eagles												L	13-27
12/21	at Ravens												L	17-34
12/25	Chiefs	S	3	50	16.7	41	0	0	0	0.0	0	0	L	10-29
01/04	Bengals	S	1	0	0.0	0	0	0	0	0.0	0	0	L	17-19
2024 TOTALS		14-12	59	900	15.3	44	3	2	-6	-3.0	4	0	10-7	

2023 GAME-BY-GAME REGULAR-SEASON STATISTICS (STEELERS)

DATE	OPPONENT	P/S	RECEIVING					RUSHING					W/L	SCORE
			NO.	YDS.	AVG.	LG	TD	NO.	YDS.	AVG.	LG	TD		
09/10	49ers	S	5	36	7.2	9	0	0	0	0.0	0	0	L	7-30
09/18	Browns	S	4	127	31.8	71t	1	0	0	0.0	0	0	W	26-22
09/24	at Raiders	S	4	75	18.8	32	0	0	0	0.0	0	0	W	23-18
10/01	at Texans	S	3	25	8.3	17	0	0	0	0.0	0	0	L	6-30
10/08	Ravens	S	6	130	21.7	41t	1	1	16	16.0	16	0	W	17-10
10/22	at Rams	S	5	107	21.4	31	0	0	0	0.0	0	0	W	24-17
10/29	Jaguars	S	1	22	22.0	22t	1	0	0	0.0	0	0	L	10-20
11/02	Titans	S	2	-1	-0.5	2	0	0	0	0.0	0	0	W	20-16
11/12	Packers	S	3	45	15.0	28	0	0	0	0.0	0	0	W	23-19
11/19	at Browns	S	4	38	9.5	14	0	1	-1	-1.0	-1	0	L	10-13
11/26	at Bengals	S	3	58	19.3	43	0	0	0	0.0	0	0	W	16-10
12/03	Cardinals	S	4	86	21.5	38	0	0	0	0.0	0	0	L	10-24
12/07	Patriots	S	5	19	3.8	7	0	0	0	0.0	0	0	L	18-21
12/16	at Colts	S	3	47	15.7	17	0	0	0	0.0	0	0	L	13-30
12/23	Bengals	S	4	195	48.8	86t	2	0	0	0.0	0	0	W	34-11
12/31	at Seahawks	P	7	131	18.7	37	0	0	0	0.0	0	0	W	30-23
01/06	at Ravens	S	0	0	0.0	0	0	1	3	3.0	3	0	W	17-10
2023 TOTALS		17-16	63	1,140	18.1	86T	5	3	18	6.0	16	0	10-7	

2022 GAME-BY-GAME REGULAR-SEASON STATISTICS (STEELERS)

DATE	OPPONENT	P/S	RECEIVING					RUSHING					W/L	SCORE
			NO.	YDS.	AVG.	LG	TD	NO.	YDS.	AVG.	LG	TD		
09/11	at Bengals	S	1	3	3.0	3	0	0	0	0.0	0	0	W	23-20+
09/18	Patriots	P	1	23	23.0	23	0	0	0	0.0	0	0	L	14-17
09/22	at Browns	P	3	39	13.0	36	0	0	0	0.0	0	0	L	17-29
10/02	Jets	S	6	102	17.0	27	0	0	0	0.0	0	0	L	20-24
10/09	at Bills	P	6	83	13.8	29	0	0	0	0.0	0	0	L	3-38
10/16	Buccaneers	S	3	27	9.0	14	0	1	1	1.0	1	0	W	20-18
10/23	at Dolphins	P	6	61	10.2	30	1	0	0	0.0	0	0	L	10-16
10/30	at Eagles	S	0	0	0.0	0	0	0	0	0.0	0	0	L	13-35
11/13	Saints	S	3	32	10.7	14	0	2	23	11.5	22	1	W	20-10
11/20	Bengals	S	4	83	20.8	33	1	0	0	0.0	0	0	L	30-37
11/28	at Colts	P	3	57	19.0	35	0	0	0	0.0	0	0	W	24-17
12/04	at Falcons	S	1	2	2.0	2	0	0	0	0.0	0	0	W	19-16
12/11	Ravens	S	3	78	26.0	42	0	0	0	0.0	0	0	L	14-16
12/18	at Panthers	S	2	53	26.5	38	0	0	0	0.0	0	0	W	24-16
12/24	Raiders	S	5	57	11.4	25	1	0	0	0.0	0	0	W	13-10
01/01	at Ravens	S	2	29	14.5	15	0	0	0	0.0	0	0	W	16-13
01/08	Browns	S	3	72	24.0	31t	1	0	0	0.0	0	0	W	28-14
2022 TOTALS		17-12	52	801	15.4	42	4	3	24	8.0	22	1	9-8	

+ - Overtime

2023 GAME-BY-GAME POSTSEASON STATISTICS (STEELERS)

DATE	OPPONENT	P/S	RECEIVING					RUSHING					W/L	SCORE
			NO.	YDS.	AVG.	LG	TD	NO.	YDS.	AVG.	LG	TD		
01/15	at Bills	S	5	50	10.0	19	0	1	15	15.0	15	0	L	17-31
2023 TOTALS		1-1	5	50	10.0	19	0	1	15	15.0	15	0	0-1	

JAMES ^{CB} PIERRE

HEIGHT: 6-2
WEIGHT: 185
COLLEGE: Florida Atlantic
BORN: September 16, 1996

HOW ACQUIRED: FA '24
NFL EXPERIENCE: 6th year
BIRTHPLACE: Deerfield Beach, FL



PRO CAREER

- ✦ Has played in 50 regular-season games (six starts) in his three-year career
- ✦ Has registered 58 tackles, (51 solo), eight passes defended, two interceptions, one forced fumble on defense and one tackle for loss
- ✦ Has recorded 28 tackles (14 solo), two forced fumbles and one fumble recovery on special teams
- ✦ Made NFL debut in Week 1 of 2020 (at N.Y. Giants)
- ✦ Made NFL starting debut in Week 2 of 2021 (vs. Las Vegas)

2022 (STEELERS)

- ✦ Played in all 17 regular-season games (two starts)
- ✦ Registered 20 tackles (16 solo), four passes defended, one interception and one tackle for loss
- ✦ Recorded nine tackles (five solo) and one fumble recovery on special teams
- ✦ Picked off QB Matt Ryan in Week 12 at Indianapolis for his second career interception

2021 (STEELERS)

- ✦ Played in 17 games (four starts)
- ✦ Registered 37 tackles (34 solo), four passes defended, one interception and one forced fumble
- ✦ Made 10 tackles (three solo) and two forced fumbles on special teams
- ✦ Made his first career start at left cornerback in place of an injured Joe Haden (Week 2 vs Cincinnati)
- ✦ Recorded his first career interception in Week 5 vs Denver, picking off QB Teddy Bridgewater
- ✦ Recorded his first career forced fumble in Week 6 vs Seattle

2020 (STEELERS)

- ✦ Played in all 16 regular-season games, primarily on special teams
- ✦ Recorded nine tackles on special teams, including six solo stops
- ✦ His nine tackles on special teams were tied for the team lead
- ✦ His six solo stops on special teams led the team
- ✦ Recorded his only tackle and tackle for loss in Week 10 at Jacksonville

TRANSACTIONS

- ✦ Signed a one-year contract with Pittsburgh on Mar. 21, 2023
- ✦ Signed with the Steelers as an undrafted free agent on April 28, 2020

COLLEGE

- ✦ Three-year letterwinner and two-year starter at Florida Atlantic (2017-19)
- ✦ Appeared in 39 games in his career (22 starts)
- ✦ Recorded 120 career tackles, 8.5 tackles for loss, three interceptions, 18 passes defended and two forced fumbles
- ✦ Named 2019 C-USA honorable mention

PERSONAL

- ✦ Attended Deerfield Beach HS (Deerfield Beach, Fla.)
- ✦ Three-star rated and No. 48 safety in the Class of 2016 by 247Sports.com
- ✦ Full name: James Pierre

REGULAR SEASON COMPARISON: DEFENSIVE - BALTIMORE RAVENS

DATE	OPP	W/L	GP/GS	TOT	TACKLES SOLO	ASST	SACK	YDS.	INT	TFL	PD	QBH	TD	MISC	
														FF	FR
11/1/20	PIT @ BLT	W	P	0	0	0	0.0	0.0	0	0	0	0	0	0	0
12/2/20	PIT vs. BLT	W	P	0	0	0	0.0	0.0	0	0	0	0	0	0	0
12/5/21	PIT vs. BLT	W	P	0	0	0	0.0	0.0	0	0	0	0	0	0	0
1/9/22	PIT @ BLT	W	P	0	0	0	0.0	0.0	0	0	0	0	0	0	0
12/11/22	PIT vs. BLT	L	P	2	1	1	0.0	0.0	0	0	0	0	0	0	0
1/1/23	PIT @ BLT	W	P	0	0	0	0.0	0.0	0	0	0	0	0	0	0
10/8/23	PIT vs. BLT	W	P	0	0	0	0.0	0.0	0	0	0	0	0	0	0
1/6/24	PIT @ BLT	W	P	0	0	0	0.0	0.0	0	0	0	0	0	0	0
11/17/24	PIT vs. BLT	L	S	3	1	2	0.0	0.0	0	0	0	0	0	0	0
12/21/24	PIT @ BLT	L	S	3	1	2	0.0	0.0	0	0	0	0	0	0	0
TOTALS			8/2	10/1	5	2	3	0.0	0	0	0	0	0	0	0

2022 GAME-BY-GAME REGULAR-SEASON STATISTICS (STEELERS)

DATE	OPPONENT	P/S	TACKLES							INTERCEPTIONS					O. FUMB			ST				MISC		SCORE			
			TK	S	A	SK	YDS	TFL	YDS	QBH	NO	YDS	LG	TD	PD	FF	FR	TD	YDS	TK	S	A	FF		FR	S	A
09/11	at Bengals	P	0	0	0	0.0	0.0	0	0	0	0	0	0	0	0	0	0	0	0	0	0	0	0	0	0	W	23-20+
09/18	Patriots	P	0	0	0	0.0	0.0	0	0	0	0	0	0	0	0	0	0	0	0	0	0	0	0	0	0	L	14-17
09/22	at Browns	P	0	0	0	0.0	0.0	0	0	0	0	0	0	0	0	0	0	0	0	0	0	0	0	0	0	L	17-29
10/02	Jets	P	0	0	0	0.0	0.0	0	0	0	0	0	0	0	0	0	0	0	0	0	0	0	0	0	0	L	20-24
10/09	at Bills	P	5	5	0	0.0	0.0	0	0	0	0	0	0	1	0	0	0	0	0	0	0	0	0	0	0	L	3-38
10/16	Buccaneers	S	3	2	1	0.0	0.0	0	0	0	0	0	0	0	0	0	0	0	0	0	0	0	0	0	0	W	20-18
10/23	at Dolphins	S	3	3	0	0.0	0.0	0	0	0	0	0	0	0	0	0	0	0	0	0	0	0	0	0	0	L	10-16
10/30	at Eagles	P	2	2	0	0.0	0.0	0	0	0	0	0	0	1	0	0	0	0	0	0	0	0	0	0	0	L	13-35
11/13	Saints	P	0	0	0	0.0	0.0	0	0	0	0	0	0	0	0	0	0	0	0	0	0	0	0	0	0	W	20-10
11/20	Bengals	P	0	0	0	0.0	0.0	0	0	0	0	0	0	0	0	0	0	0	0	0	0	0	0	0	0	L	30-37
11/28	at Colts	P	0	0	0	0.0	0.0	0	0	0	0	0	0	0	0	0	0	0	0	0	0	0	0	0	0	W	24-17
12/04	at Falcons	P	1	1	0	0.0	0.0	0	0	0	0	0	0	0	0	0	0	0	0	0	0	0	0	0	0	W	19-16
12/11	Ravens	P	2	1	1	0.0	0.0	0	0	0	0	0	0	0	0	0	0	0	0	0	0	0	0	0	0	L	14-16
12/18	at Panthers	P	2	1	1	0.0	0.0	0	0	0	0	0	0	0	0	0	0	0	0	0	0	0	0	0	0	W	24-16
12/24	Raiders	P	0	0	0	0.0	0.0	0	0	0	0	0	0	0	0	0	0	0	0	0	0	0	0	0	0	W	13-10
01/01	at Ravens	P	0	0	0	0.0	0.0	0	0	0	0	0	0	0	0	0	0	0	0	0	0	0	0	0	0	W	16-13
01/08	Browns	P	2	1	1	0.0	0.0	0	0	0	0	0	0	1	0	0	0	0	0	0	0	0	0	0	0	W	28-14
2022 TOTALS		17-2	20	16	4	0.0	0.0	0	0	0	1	0	0	0	4	0	0	0	0	9	5	4	0	1	0	0	9-8

+ - Overtime

2021 GAME-BY-GAME REGULAR-SEASON STATISTICS (STEELERS)

DATE	OPPONENT	P/S	TACKLES							INTERCEPTIONS					O. FUMB			ST				MISC		SCORE			
			TK	S	A	SK	YDS	TFL	YDS	QBH	NO	YDS	LG	TD	PD	FF	FR	TD	YDS	TK	S	A	FF		FR	S	A
09/12	at Bills	P	6	6	0	0.0	0.0	0	0	0	0	0	0	0	1	0	0	0	0	0	0	0	0	0	0	W	23-16
09/19	Raiders	S	6	6	0	0.0	0.0	0	0	0	0	0	0	0	0	0	0	0	0	0	0	0	0	0	0	L	17-26
09/26	Bengals	P	0	0	0	0.0	0.0	0	0	0	0	0	0	1	0	0	0	0	0	0	0	0	0	0	0	L	10-24
10/03	at Packers	P	1	1	0	0.0	0.0	0	0	0	0	0	0	0	0	0	0	0	0	0	0	0	0	0	0	L	17-27
10/10	Broncos	S	6	6	0	0.0	0.0	0	0	0	0	0	0	0	0	0	0	0	0	0	0	0	0	0	0	W	27-19
10/17	Seahawks	P	3	2	1	0.0	0.0	0	0	0	0	0	0	0	0	0	0	0	0	0	0	0	0	0	0	W	23-20+
10/31	at Browns	P	0	0	0	0.0	0.0	0	0	0	0	0	0	0	0	0	0	0	0	0	0	0	0	0	0	W	15-10
11/08	Bears	P	1	1	0	0.0	0.0	0	0	0	0	0	0	0	0	0	0	0	0	0	0	0	0	0	0	W	29-27
11/14	Lions	P	5	4	1	0.0	0.0	0	0	0	0	0	0	0	0	0	0	0	0	0	0	0	0	0	0	T	16-16
11/21	at Chargers	S	5	5	0	0.0	0.0	0	0	0	0	0	0	0	0	0	0	0	0	0	0	0	0	0	0	L	37-41
11/28	at Bengals	S	4	3	1	0.0	0.0	0	0	0	0	0	0	0	0	0	0	0	0	0	0	0	0	0	0	L	10-41
12/05	Ravens	P	0	0	0	0.0	0.0	0	0	0	0	0	0	0	0	0	0	0	0	0	0	0	0	0	0	W	20-19
12/09	at Vikings	P	0	0	0	0.0	0.0	0	0	0	0	0	0	0	0	0	0	0	0	0	0	0	0	0	0	L	28-36
12/19	Titans	P	0	0	0	0.0	0.0	0	0	0	0	0	0	0	0	0	0	0	0	0	0	0	0	0	0	W	19-13
12/26	at Chiefs	P	0	0	0	0.0	0.0	0	0	0	0	0	0	0	0	0	0	0	0	0	0	0	0	0	0	L	10-36
01/03	Browns	P	0	0	0	0.0	0.0	0	0	0	0	0	0	0	0	0	0	0	0	0	0	0	0	0	0	W	26-14
01/09	at Ravens	P	0	0	0	0.0	0.0	0	0	0	0	0	0	0	0	0	0	0	0	0	0	0	0	0	0	W	16-13+
2021 TOTALS		17-4	37	34	3	0.0	0.0	0	0	0	0	0	0	0	4	1	0	0	0	10	3	7	2	0	0	0	9-7-1

+ - Overtime

2020 GAME-BY-GAME REGULAR-SEASON STATISTICS (STEELERS)

DATE	OPPONENT	P/S	TACKLES							INTERCEPTIONS					O. FUMB			ST				MISC		SCORE			
			TK	S	A	SK	YDS	TFL	YDS	QBH	NO	YDS	LG	TD	PD	FF	FR	TD	YDS	TK	S	A	FF		FR	S	A
09/14	at Giants	P	0	0	0	0.0	0.0	0	0	0	0	0	0	0	0	0	0	0	0	0	0	0	0	0	0	W	26-16
09/20	Broncos	P	0	0	0	0.0	0.0	0	0	0	0	0	0	0	0	0	0	0	0	0	0	0	0	0	0	W	26-21
09/27	Texans	P	0	0	0	0.0	0.0	0	0	0	0	0	0	0	0	0	0	0	0	0	0	0	0	0	0	W	28-21
10/11	Eagles	P	0	0	0	0.0	0.0	0	0	0	0	0	0	0	0	0	0	0	0	0	0	0	0	0	0	W	38-29
10/18	Browns	P	0	0	0	0.0	0.0	0	0	0	0	0	0	0	0	0	0	0	0	0	0	0	0	0	0	W	38-7
10/25	at Titans	P	0	0	0	0.0	0.0	0	0	0	0	0	0	0	0	0	0	0	0	0	0	0	0	0	0	W	27-24
11/01	at Ravens	P	0	0	0	0.0	0.0	0	0	0	0	0	0	0	0	0	0	0	0	0	0	0	0	0	0	W	28-24
11/08	at Cowboys	P	0	0	0	0.0	0.0	0	0	0	0	0	0	0	0	0	0	0	0	0	0	0	0	0	0	W	24-19
11/15	Bengals	P	0	0	0	0.0	0.0	0	0	0	0	0	0	0	0	0	0	0	0	0	0	0	0	0	0	W	36-10
11/22	at Jaguars	P	1	1	0	0.0	0.0	1	1	0	0	0	0	0	0	0	0	0	0	0	0	0	0	0	0	W	27-3
12/02	Ravens	P	0	0	0	0.0	0.0	0	0	0	0	0	0	0	0	0	0	0	0	0	0	0	0	0	0	W	19-14
12/07	Football Team	P	0	0	0	0.0	0.0	0	0	0	0	0	0	0	0	0	0	0	0	0	0	0	0	0	0	L	17-23
12/13	at Bills	P	0	0	0	0.0	0.0	0	0	0	0	0	0	0	0	0	0	0	0	0	0	0	0	0	0	L	15-26
12/21	at Bengals	P	0	0	0	0.0	0.0	0	0	0	0	0	0	0	0	0	0	0	0	0	0	0	0	0	0	L	17-27
12/27	Colts	P	0	0	0	0.0	0.0	0	0	0	0	0	0	0	0	0	0	0	0	0	0	0	0	0	0	W	28-24
01/03	at Browns	P	0	0	0	0.0	0.0	0	0	0	0	0	0	0	0	0	0	0	0	0	0	0	0	0	0	L	22-24
2020 TOTALS		16-0	1	1	0	0.0	0.0	1	1	0	0	0	0	0	0	0	0	0	0	9	6	3	0	0	0	0	12-4

2023 GAME-BY-GAME POSTSEASON STATISTICS (STEELERS)

DATE	OPPONENT	P/S	TACKLES							INTERCEPTIONS					O. FUMB			ST				MISC		SCORE			
			TK	S	A	SK	YDS	TFL	YDS	QBH	NO	YDS	LG	TD	PD	FF	FR	TD	YDS	TK	S	A	FF		FR	S	A
01/15	at Bills	P	0	0	0	0.0	0.0	0	0	0	0	0	0	0	0	0	0	0	0	0	0	0	0	0	0	L	17-31
2023 TOTALS		1-0	0	0	0	0.0	0.0	0	0	0	0	0	0	0	0	0	0	0	0	0	0	0	0	0	0	0	0-1



JOEY CB
PORTER JR.

HEIGHT: 6-2
WEIGHT: 193
COLLEGE: Penn State
BORN: July 26, 2000

HOW ACQUIRED: D2a '23
NFL EXPERIENCE: 2nd year
BIRTHPLACE: Bakersfield, CA



PRO CAREER

- ✦ Has played in 17 regular-season games (11 starts) over his one-year NFL career (Steelers 2023)
- ✦ Has registered 42 tackles (32 solo), 10 passes defended, one interception and one tackle for loss
- ✦ Made NFL debut in Week 1 of 2023 (vs. San Francisco)
- ✦ Made NFL starting debut in Week 8 of 2023 (vs. Jacksonville)
- ✦ Selected to the 2023 Pro Football Writers of America (PFWA) All-Rookie team
- ✦ Captured the Joe Greene Great Performance Award, presented to the team's top rookie
- ✦ Finalist for Associated Press NFL Defensive Rookie of the Year

2023 (STEELERS)

- ✦ Played in 17 regular-season games (11 starts)
- ✦ Registered 42 tackles (32 solo), 10 passes defended, one interception and one tackle for loss
- ✦ Selected to the 2023 Pro Football Writers of America (PFWA) All-Rookie team
- ✦ Captured the Joe Greene Great Performance Award, presented to the team's top rookie
- ✦ Finalist for Associated Press NFL Defensive Rookie of the Year
- ✦ Registered a 47.6% completion percentage on targets and 70.1 allowed passer rating
- ✦ His 47.6% completion percentage on targets and 70.1 allowed passer rating were the League's best among qualifying rookies (min. 60 targets)
- ✦ His 47.6% completion percentage on targets was the second-best among all players in the NFL in 2023

TRANSACTIONS

- ✦ Signed a four-year contract with Pittsburgh on July 26, 2023
- ✦ Drafted by the Steelers in the second round (32nd overall) of the 2023 NFL Draft

PERSONAL

- ✦ Full name is Joey Eugene Porter Jr.
- ✦ Son of Christy and Joey Porter Sr.
- ✦ Has two brothers, Jacob and Willie, and two sisters, Jayla and Jasmine
- ✦ Father, Joey Sr., was the outside linebackers coach for the NFL's Pittsburgh Steelers (2015-18)
- ✦ Father played football at Colorado State (1995-99) and played 13 seasons for the NFL's Pittsburgh Steelers, Miami Dolphins and Arizona Cardinals
- ✦ Cousin, Jason Gildon, played football at Oklahoma State (1990-94) and played 10 years for the Steelers and one season for the Jacksonville Jaguars
- ✦ Cousin, Larry Birdine Jr., played football at Oklahoma State and three seasons in the NFL
- ✦ Cousin, Sheldon Crony Jr., currently plays football at Iowa State
- ✦ Hobbies include playing video games
- ✦ Has volunteered feeding the homeless and at special needs activity day
- ✦ Plans to take over his mother's business, The Jasmine Nyree Day Center, working with autistic children after his NFL career

COLLEGE

- ✦ Appeared in 35 games (31 starts) at Penn State (2019-22)
- ✦ Recorded 94 tackles (87 solo), two tackles for loss, 1.0 sack, one interception, 20 pass breakups, one forced fumble and one fumble recovery
- ✦ Registered school-record six pass breakups at Purdue in 2022, which tied a then-Big Ten record for a single game with Michigan's Jourdan Lewis (vs. Michigan State, 2015) and Minnesota's Michael Carter (vs. Purdue, 2012)
- ✦ The six breakups were tied for the second-most in an FBS game this in '22
- ✦ Named 2022 All-American second team by the AFCA, Associated Press, FWAA, Walter Camp Football Foundation and CBS Sports
- ✦ Named 2022 All-Big Ten first team by the coaches and media
- ✦ Tabbed 2022 Associated Press All-Big Ten first team
- ✦ Named 2022 Pro Football Focus All-Big Ten second team
- ✦ Earned the team's 2022 Most Valuable Defensive Player
- ✦ 2022 Jim Thorpe Award, Chuck Bednarik Award and Lott IMPACT Trophy semifinalist
- ✦ Earned the 2022 Bednarik Award National Player of the Week (Sept. 6)
- ✦ Named 2021 All-Big Ten third team by the coaches and honorable mention by the media
- ✦ Earned 2021 All-Big Ten third team honors from the media and honorable mention from the coaches
- ✦ Named Big Ten Freshman of the Week (Dec. 7)
- ✦ Targeted 14 times in 2022 season opener vs. Purdue (had school-record 6 PBUs)
- ✦ Targeted only 16 times over final nine games (with 5 PBUs) in 2022
- ✦ Led Power 5 with a 40.0 forced incomplection percentage

REGULAR SEASON COMPARISON: DEFENSIVE - BALTIMORE RAVENS

DATE	OPP	W/L	GP/GS	TACKLES							SACK	YDS.	INT	TFL	PD	QBH	TD	MISC		
				TOT	SOLO	ASST	YDS.	INT	TFL	PD								QBH	TD	FF
10/8/23	PIT vs. BLT	W	P	2	0	2	0.0	0.0	1	0	1	0	0	0	0	0	0	0		
1/6/24	PIT @BLT	W	S	0	0	0	0.0	0.0	0	0	0	0	0	0	0	0	0			
11/17/24	PIT vs. BLT	W	S	1	0	1	0.0	0.0	0	0	2	0	0	0	0	0	0			
12/21/24	PIT @BLT	L	S	3	3	0	0.0	0.0	0	0	0	0	0	0	0	0	0			
TOTALS		3/1	4/3	6	3	3	0.0	0.0	1	0	3	0	0	0	0	0	0			

JOEY PORTER JR.'S NFL REGULAR SEASON DEFENSIVE STATISTICS

DATE	TEAM	GP	GS	TACKLES							INTERCEPTIONS					O. FUMB			ST			MISC				
				TK	S	A	TFL	YDS	SK	YDS	QBH	NO	YDS	LG	TD	PD	FF	FR	TD	YDS	TK	S	A	FF	FR	S
2023	Steelers	17	11	42	32	10	1	5	0.0	0.0	0	1	0	0	10	0	0	0	0	1	0	1	0	0	0	0
2024	Steelers	16	16	70	53	17	2	4	0.0	0.0	0	1	16	16	0	7	0	0	0	0	0	0	0	0	0	0
NFL TOTALS		33	27	112	85	27	3	9	0.0	0.0	0	2	16	16	0	17	0	0	0	0	1	0	1	0	0	0

JOEY PORTER JR.'S NFL POSTSEASON DEFENSIVE STATISTICS

DATE	TEAM	GP	GS	TACKLES							INTERCEPTIONS					O. FUMB			ST			MISC				
				TK	S	A	TFL	YDS	SK	YDS	QBH	NO	YDS	LG	TD	PD	FF	FR	TD	YDS	TK	S	A	FF	FR	S
2023	Steelers	1	1	2	2	0	0	0.0	0.0	0	0	0	0	0	0	0	0	0	0	0	0	0	0	0	0	0
NFL TOTALS		1	1	2	2	0	0	0.0	0.0	0	0	0	0	0	0	0	0	0	0	0	0	0	0	0	0	0

SINGLE-GAME HIGHS: DEFENSIVE

- Total Tackles: 9 vs. New York Giants, Oct 28, 2024
6 vs. Cincinnati Bengals, Jan 04, 2025
...3 more at 6.
- Solo Tackles: 6 vs. Cincinnati Bengals, Jan 04, 2025
5 at Philadelphia Eagles, Dec 15, 2024
...5 more at 5.
- Passes Defensed: 2 vs. Baltimore Ravens, Nov 17, 2024
1 vs. Cincinnati Bengals, Jan 04, 2025
...14 more at 1.
- Tackles For Loss: 1 vs. New York Jets, Oct 20, 2024
1 vs. Los Angeles Chargers, Sep 22, 2024
...1 more at 1.
- Interceptions: 1 vs. Baltimore Ravens, Oct 08, 2023
Interception Return Yards: 16 vs. Dallas Cowboys, Oct 06, 2024

SINGLE-GAME HIGHS - POSTSEASON: DEFENSIVE

- Total Tackles: 2 at Buffalo Bills, Jan 15, 2024
- Solo Tackles: 2 at Buffalo Bills, Jan 15, 2024

2024 GAME-BY-GAME REGULAR-SEASON STATISTICS (STEELERS)

DATE	OPPONENT	P/S	TACKLES							INTERCEPTIONS					O. FUMB			ST			MISC		W/L	SCORE			
			TK	S	A	SK	YDS	TFL	YDS	QBH	NO	YDS	LG	TD	PD	FF	FR	TD	YDS	TK	S	A			FF	FR	S
09/08	at Falcons	S	3	2	1	0.0	0.0	0	0	0	0	0	0	0	0	0	0	0	0	0	0	0	0	0	0	W	18-10
09/15	at Broncos	S	2	1	1	0.0	0.0	0	0	0	0	0	0	0	0	0	0	0	0	0	0	0	0	0	0	W	13-6
09/22	Chargers	S	4	3	1	0.0	0.0	1	3	0	0	0	0	0	0	0	0	0	0	0	0	0	0	0	0	W	20-10
09/29	at Colts	S	4	3	1	0.0	0.0	0	0	0	0	0	0	1	0	0	0	0	0	0	0	0	0	0	0	L	24-27
10/06	Cowboys	S	4	3	1	0.0	0.0	0	0	0	1	16	16	0	1	0	0	0	0	0	0	0	0	0	0	L	17-20
10/13	at Raiders	S	4	3	1	0.0	0.0	0	0	0	0	0	0	0	0	0	0	0	0	0	0	0	0	0	0	W	32-13
10/20	Jets	S	3	2	1	0.0	0.0	1	1	0	0	0	0	0	0	0	0	0	0	0	0	0	0	0	0	W	37-15
10/28	Giants	S	9	5	4	0.0	0.0	0	0	0	0	0	0	0	0	0	0	0	0	0	0	0	0	0	0	W	26-18
11/10	at Commanders	S	5	5	0	0.0	0.0	0	0	0	0	0	0	0	0	0	0	0	0	0	0	0	0	0	0	W	28-27
11/17	Ravens	S	1	0	1	0.0	0.0	0	0	0	0	0	0	2	0	0	0	0	0	0	0	0	0	0	0	W	18-16
11/21	at Browns	S	6	5	1	0.0	0.0	0	0	0	0	0	0	0	0	0	0	0	0	0	0	0	0	0	0	L	19-24
12/01	at Bengals	S	5	2	3	0.0	0.0	0	0	0	0	0	0	0	0	0	0	0	0	0	0	0	0	0	0	W	44-38
12/08	Browns	S	6	5	1	0.0	0.0	0	0	0	0	0	0	0	0	0	0	0	0	0	0	0	0	0	0	W	27-14
12/15	at Eagles	S	5	5	0	0.0	0.0	0	0	0	0	0	0	1	0	0	0	0	0	0	0	0	0	0	0	L	13-27
12/21	at Ravens	S	3	3	0	0.0	0.0	0	0	0	0	0	0	0	0	0	0	0	0	0	0	0	0	0	0	L	17-34
12/25	Chiefs																									L	10-29
01/04	Bengals	S	6	6	0	0.0	0.0	0	0	0	0	0	0	0	1	0	0	0	0	0	0	0	0	0	0	L	17-19
2024 TOTALS		16-16	70	53	17	0.0	0.0	2	4	0	1	16	16	0	7	0	0	0	0	0	0	0	0	0	0	0	10-7

2023 GAME-BY-GAME REGULAR-SEASON STATISTICS (STEELERS)

DATE	OPPONENT	P/S	TACKLES							INTERCEPTIONS					O. FUMB			ST					MISC		W/L	SCORE		
			TK	S	A	SK	YDS	TFL	YDS	QBH	NO	YDS	LG	TD	PD	FF	FR	TD	YDS	TK	S	A	FF	FR			S	A
09/10	49ers	P	1	1	0	0.0	0.0	0	0	0	0	0	0	0	0	0	0	0	0	0	0	0	0	0	0	L	7-30	
09/18	Browns	P	0	0	0	0.0	0.0	0	0	0	0	0	0	1	0	0	0	0	0	0	0	0	0	0	0	W	26-22	
09/24	at Raiders	P	2	2	0	0.0	0.0	0	0	0	0	0	0	0	0	0	0	0	0	0	0	0	0	0	0	W	23-18	
10/01	at Texans	P	0	0	0	0.0	0.0	0	0	0	0	0	0	0	0	0	0	0	0	0	0	1	0	1	0	0	L	6-30
10/08	Ravens	P	2	0	2	0.0	0.0	0	0	0	0	0	0	1	0	0	0	1	0	0	0	0	0	0	0	0	W	17-10
10/22	at Rams	P	3	2	1	0.0	0.0	0	0	0	0	0	0	0	0	0	0	1	0	0	0	0	0	0	0	0	W	24-17
10/29	Jaguars	S	5	4	1	0.0	0.0	0	0	0	0	0	0	0	0	0	0	0	0	0	0	0	0	0	0	0	L	10-20
11/02	Titans	S	3	3	0	0.0	0.0	0	0	0	0	0	0	0	0	0	0	0	0	0	0	0	0	0	0	0	W	20-16
11/12	Packers	S	4	3	1	0.0	0.0	1	5	0	0	0	0	0	0	0	0	0	0	0	0	0	0	0	0	0	W	23-19
11/19	at Browns	S	6	5	1	0.0	0.0	0	0	0	0	0	0	0	0	0	0	0	0	0	0	0	0	0	0	0	L	10-13
11/26	at Bengals	S	2	1	1	0.0	0.0	0	0	0	0	0	0	0	0	0	0	0	0	0	0	0	0	0	0	0	W	16-10
12/03	Cardinals	S	4	2	2	0.0	0.0	0	0	0	0	0	0	0	0	0	0	0	0	0	0	0	0	0	0	0	L	10-24
12/07	Patriots	S	4	4	0	0.0	0.0	0	0	0	0	0	0	0	0	0	0	0	0	0	0	0	0	0	0	0	L	18-21
12/16	at Colts	S	3	2	1	0.0	0.0	0	0	0	0	0	0	0	0	0	0	0	0	0	0	0	0	0	0	0	L	13-30
12/23	Bengals	S	2	2	0	0.0	0.0	0	0	0	0	0	0	0	0	0	0	0	0	0	0	0	0	0	0	0	W	34-11
12/31	at Seahawks	S	1	1	0	0.0	0.0	0	0	0	0	0	0	0	0	0	0	0	0	0	0	0	0	0	0	0	W	30-23
01/06	at Ravens	S	0	0	0	0.0	0.0	0	0	0	0	0	0	0	0	0	0	0	0	0	0	0	0	0	0	0	W	17-10
2023 TOTALS			17-11	42	32	10	0.0	0.0	1	5	0	1	0	0	0	10	0	0	0	0	1	0	1	0	0	10-7		

2023 GAME-BY-GAME POSTSEASON STATISTICS (STEELERS)

DATE	OPPONENT	P/S	TACKLES							INTERCEPTIONS					O. FUMB			ST					MISC		W/L	SCORE		
			TK	S	A	SK	YDS	TFL	YDS	QBH	NO	YDS	LG	TD	PD	FF	FR	TD	YDS	TK	S	A	FF	FR			S	A
01/15	at Bills	S	2	2	0	0.0	0.0	0	0	0	0	0	0	0	0	0	0	0	0	0	0	0	0	0	0	0	L	17-31
2023 TOTALS			1-1	2	2	0	0.0	0.0	0	0	0	0	0	0	0	0	0	0	0	0	0	0	0	0	0	0	0-1	



MYCOLE^{TE}
PRUITT

HEIGHT: 6-2
WEIGHT: 258
COLLEGE: Southern Illinois
BORN: March 24, 1992

HOW ACQUIRED: FA '24
NFL EXPERIENCE: 8th year
BIRTHPLACE: South Bend, IN



PRO CAREER

- ✦ Has played in 109 regular-season games (39 starts) over his nine-year NFL career (Minnesota 2015-16; Chicago 2016; Houston 2017; Tennessee 2018-21; Atlanta 2022-23)
- ✦ Has registered 71 receptions for 748 yards (10.5 avg.) and 12 TDs
- ✦ Made NFL debut in Week 1 of 2015 (at San Francisco)
- ✦ Made NFL starting debut in Week 10 of 2015 (at Oakland)

2023 (FALCONS)

- ✦ Played in all 17 regular-season games (eight starts)
- ✦ Caught nine passes for 110 yards (12.2 avg.) and one receiving TD
- ✦ Recorded a 20-yard TD reception in Week 13 at N.Y. Jets

2022 (FALCONS)

- ✦ Played in 13 regular-season games (four starts)
- ✦ Set career highs for receptions (16), receiving yards (150) and TD receptions (four)
- ✦ Led the NFL in receiving TDs per target (min. 20 targets), scoring TDs on 19.0 percent of his targets
- ✦ Recorded TD receptions in Week 6 vs. San Francisco, Week 12 at Washington, Week 13 vs. Pittsburgh and Week 18 vs. Tampa Bay

2021 (TITANS)

- ✦ Played in 16 regular-season games (nine starts)
- ✦ Set then career highs for receptions (14), receiving yards (145) and TD receptions (three)
- ✦ Recorded TD receptions in Week 5 at Jacksonville, Week 7 vs. Kansas City and Week 10 vs. New Orleans

2020 (TITANS)

- ✦ Played in 11 regular-season games (four starts)
- ✦ Caught five passes for 49 yards (9.8 avg.) and two TDs
- ✦ Recorded TD receptions in Week 1 at Denver and Week 13 vs. Cleveland

2019 (TITANS)

- ✦ Played in 16 regular-season games (10 starts)
- ✦ Caught six passes for 90 yards (15.0 avg.) and one TD

2018 (TITANS)

- ✦ Played in 15 regular-season games (one start)
- ✦ Caught nine passes for 102 yards (11.3 avg.) and one TD

2017 (TEXANS)

- ✦ Played in one regular-season games (no starts)

2016 (BEARS/VIKINGS)

- ✦ Played in four regular-season games (no starts)

2015 (VIKINGS)

- ✦ Played in 16 regular-season games (three starts)
- ✦ Caught 10 passes for 89 yards (8.9 avg.)

TRANSACTIONS

- ✦ Signed a one-year contract with Pittsburgh on Apr. 5, 2024
- ✦ Signed a one-year contract with Atlanta on July 25, 2023
- ✦ Signed to the Falcons active roster on Oct. 18, 2022
- ✦ Signed to the Atlanta practice squad on Aug. 31, 2022
- ✦ Released by the Falcons on Aug. 30, 2022
- ✦ Signed by Atlanta on Aug. 8, 2022
- ✦ Signed to the Tennessee active roster on Sept. 11, 2021
- ✦ Signed to the Titans practice squad on Sept. 3, 2021
- ✦ Released by San Francisco on Aug. 31, 2021
- ✦ Signed a one-year contract with 49ers on June 2, 2021
- ✦ Signed a one-year contract with Tennessee on March 24, 2020
- ✦ Signed to the Titans active roster on Sept. 10, 2018
- ✦ Signed to the Houston practice squad on Sept. 4, 2018
- ✦ Released by the Texans on Sept. 2, 2018
- ✦ Signed to the Houston active roster on Dec. 5, 2017
- ✦ Signed to the Texans practice squad on Sept. 16, 2017
- ✦ Released from the Buffalo practice squad on Sept. 14, 2017
- ✦ Signed to the Bills practice squad on Sept. 4, 2017
- ✦ Released by Chicago on Sept. 2, 2017
- ✦ Signed to the Bears active roster on Dec. 13, 2016
- ✦ Signed to the Minnesota practice squad on Nov. 10, 2016
- ✦ Released by the Vikings on Nov. 8, 2016
- ✦ Selected by the Minnesota Vikings in the fifth round (143rd overall) of the 2015 NFL Draft

PERSONAL

- ✦ Attended Kirkwood H.S. (Kirkwood, Mo.)
- ✦ Named all-conference three times as a defensive end and as a tight end as a senior
- ✦ Played volleyball, track and field and basketball in high school, leading his basketball team to a 2008-09 district title

COMMUNITY

- ✦ Participated in Hometown Huddle where the entire team volunteered and cleaned Anderson Park in Atlanta

COLLEGE

- ✦ Played four seasons at Southern Illinois University (2011-14)
- ✦ Named the best tight end in the history of the Missouri Valley Football Conference as part of the conference's 30-year anniversary
- ✦ Finished his career as the Missouri Valley Football Conference's all-time leader in career receptions (211), receiving yards (2,601) and receiving TDs (25) among tight ends
- ✦ Named a consensus First-Team All-American following the 2013 and 2014 seasons
- ✦ Twice named the CFPA's FCS Tight End of the Year (2013, 2014)
- ✦ Holds the Southern Illinois career record for receptions with 221
- ✦ Holds the Southern Illinois single-season record for receptions with 81

REGULAR SEASON COMPARISON: RECEIVING - BALTIMORE RAVENS

DATE	OPP	W/L	GP/GS	REC	YDS.	AVG.	TD	LG	TGTS	YAC	
10/14/18	TEN vs. BLT	L	P	0	0	0	0	0	0	0	
12/24/22	ATL @ BLT	L	P	0	0	0	0	0	1	0	
12/21/24	PIT @ BLT	L	S	1	1	1.0	1	11	2	0	
TOTALS			0/3	3/1	1	1	1.0	1	11	3	0

POSTSEASON COMPARISON: RECEIVING - BALTIMORE RAVENS

DATE	OPP	W/L	GP/GS	REC	YDS.	AVG.	TD	LG	TGTS	YAC	
1/11/20	TEN @ BLT	W	S	1	15	15.0	0	15	1	11	
1/10/21	TEN vs. BLT	L	P	0	0	0	0	0	0	0	
TOTALS			1/1	2/1	1	15	15.0	0	15	1	11

MYCOLE PRUITT'S NFL REGULAR SEASON RUSHING/RECEIVING STATISTICS

DATE	TEAM	GP	GS	RECEIVING					RUSHING				
				NO.	YDS.	AVG.	LG	TD	NO.	YDS.	AVG.	LG	TD
2015	Vikings	16	3	10	89	8.9	32	0	0	0	0.0	0	0
2016	Vikings	2	0	1	7	7.0	7	0	0	0	0.0	0	0
Went from Minnesota to Chicago.													
2016	Bears	2	0	1	6	6.0	6	0	0	0	0.0	0	0
2016	TOTAL	4	0	2	13	6.5	7	0	0	0	0.0	0	0
2017	Bills	0	0	0	0	0.0	0	0	0	0	0.0	0	0
Went from Buffalo to Houston.													
2017	Texans	1	0	0	0	0.0	0	0	0	0	0.0	0	0
2017	TOTAL	1	0	0	0	0.0	0	0	0	0	0.0	0	0
2018	Texans	0	0	0	0	0.0	0	0	0	0	0.0	0	0
Went from Houston to Tennessee.													
2018	Titans	15	1	9	102	11.3	27	1	0	0	0.0	0	0
2018	TOTAL	15	1	9	102	11.3	27	1	0	0	0.0	0	0
2019	Titans	16	10	6	90	15.0	42	1	0	0	0.0	0	0
2020	Titans	11	4	5	49	9.8	22†	2	0	0	0.0	0	0
2021	49ers	0	0	0	0	0.0	0	0	0	0	0.0	0	0
Went from San Francisco to Tennessee.													
2021	Titans	15	8	14	145	10.4	22	3	0	0	0.0	0	0
2021	TOTAL	15	8	14	145	10.4	22	3	0	0	0.0	0	0
2022	Falcons	13	4	16	150	9.4	29	4	0	0	0.0	0	0
2023	Falcons	17	8	9	110	12.2	22	1	0	0	0.0	0	0
2024	Steelers	12	5	6	40	6.7	18	1	0	0	0.0	0	0
NFL TOTALS		120	43	77	788	10.2	42	13	0	0	0.0	0	0

MYCOLE PRUITT'S NFL POSTSEASON RUSHING/RECEIVING STATISTICS

DATE	TEAM	GP	GS	RECEIVING					RUSHING				
				NO.	YDS.	AVG.	LG	TD	NO.	YDS.	AVG.	LG	TD
2015	Vikings	1	1	2	22	11.0	18	0	0	0	0.0	0	0
2019	Titans	3	1	4	28	7.0	15	0	0	0	0.0	0	0
2020	Titans	1	0	0	0	0.0	0	0	0	0	0.0	0	0
2021	Titans	0	0	0	0	0.0	0	0	0	0	0.0	0	0
NFL TOTALS		5	2	6	50	8.3	18	0	0	0	0.0	0	0

MYCOLE PRUITT'S NFL REGULAR SEASON RETURN STATISTICS

DATE	TEAM	KICKOFF RETURNS					PUNT RETURNS					
		RET.	YDS.	AVG.	LG	TD	NO.	FC	YDS.	AVG.	LG	TD
2015	Vikings	1	12	12.0	12	0	0	0	0	0.0	0	0
2016	Vikings	0	0	0.0	0	0	0	0	0	0.0	0	0
Went from Minnesota to Chicago.												
2016	Bears	0	0	0.0	0	0	0	0	0	0.0	0	0
2016	TOTAL	0	0	0.0	0	0	0	0	0	0.0	0	0
2017	Bills	0	0	0.0	0	0	0	0	0	0.0	0	0
Went from Buffalo to Houston.												
2017	Texans	0	0	0.0	0	0	0	0	0	0.0	0	0
2017	TOTAL	0	0	0.0	0	0	0	0	0	0.0	0	0
2018	Texans	0	0	0.0	0	0	0	0	0	0.0	0	0
Went from Houston to Tennessee.												
2018	Titans	0	0	0.0	0	0	0	0	0	0.0	0	0
2018	TOTAL	0	0	0.0	0	0	0	0	0	0.0	0	0
2019	Titans	0	0	0.0	0	0	0	0	0	0.0	0	0
2020	Titans	0	0	0.0	0	0	0	0	0	0.0	0	0
2021	49ers	0	0	0.0	0	0	0	0	0	0.0	0	0
Went from San Francisco to Tennessee.												
2021	Titans	0	0	0.0	0	0	0	0	0	0.0	0	0
2021	TOTAL	0	0	0.0	0	0	0	0	0	0.0	0	0
2022	Falcons	0	0	0.0	0	0	0	0	0	0.0	0	0
2023	Falcons	0	0	0.0	0	0	0	0	0	0.0	0	0
2024	Steelers	0	0	0.0	0	0	0	0	0	0.0	0	0
NFL TOTALS		1	12	12.0	12	0	0	0	0	0.0	0	0

MYCOLE PRUITT'S NFL POSTSEASON RETURN STATISTICS

DATE	TEAM	KICKOFF RETURNS					PUNT RETURNS					
		RET.	YDS.	AVG.	LG	TD	NO.	FC	YDS.	AVG.	LG	TD
2015	Vikings	0	0	0.0	0	0	0	0	0	0.0	0	0
2019	Titans	0	0	0.0	0	0	0	0	0	0.0	0	0
2020	Titans	0	0	0.0	0	0	0	0	0	0.0	0	0
2021	Titans	0	0	0.0	0	0	0	0	0	0.0	0	0
NFL TOTALS		0	0	0.0	0	0	0	0	0	0.0	0	0

SINGLE-GAME HIGHS: RUSHING/RECEIVING

Receptions	4 vs. Arizona Cardinals, Jan 01, 2023 3 vs. Tampa Bay Buccaneers, Jan 08, 2023 ...1 more at 3.	Kickoff Returns	1 at Oakland Raiders, Nov 15, 2015
Receiving Yards	49 vs. Arizona Cardinals, Jan 01, 2023 43 at Seattle Seahawks, Sep 19, 2021	Kickoff Return Yards	12 at Oakland Raiders, Nov 15, 2015
Receiving Average	14.3 at Seattle Seahawks, Sep 19, 2021 12.3 vs. Arizona Cardinals, Jan 01, 2023	Longest Kickoff Return	12 at Oakland Raiders, Nov 15, 2015
Longest Receptions	42 at Oakland Raiders, Dec 08, 2019 32 at Arizona Cardinals, Dec 10, 2015	Special Teams Tackles	1 at New York Jets, Oct 03, 2021 1 at Carolina Panthers, Nov 03, 2019 ...4 more at 1.
Receiving TDs	1 at New York Jets, Dec 03, 2023 1 vs. Tampa Bay Buccaneers, Jan 08, 2023 ...10 more at 1.	Most TDs	2 vs. Cleveland Browns, Dec 06, 2020 1 at Baltimore Ravens, Dec 21, 2024 ...11 more at 1.
All-Purpose Yards	49 vs. Arizona Cardinals, Jan 01, 2023 43 at Seattle Seahawks, Sep 19, 2021	Longest Own Fumble Return	3 vs. Cleveland Browns, Dec 06, 2020

SINGLE-GAME HIGHS - POSTSEASON: RECEIVING

Receptions	2 at New England Patriots, Jan 04, 2020 2 vs. Seattle Seahawks, Jan 10, 2016 1 at Kansas City Chiefs, Jan 19, 2020 1 at Baltimore Ravens, Jan 11, 2020	Longest Receptions	18 vs. Seattle Seahawks, Jan 10, 2016 15 at Baltimore Ravens, Jan 11, 2020 9 at Kansas City Chiefs, Jan 19, 2020 4 at New England Patriots, Jan 04, 2020
Receiving Yards	22 vs. Seattle Seahawks, Jan 10, 2016 15 at Baltimore Ravens, Jan 11, 2020 9 at Kansas City Chiefs, Jan 19, 2020 4 at New England Patriots, Jan 04, 2020	All-Purpose Yards	4 vs. Seattle Seahawks, Jan 10, 2016 22 vs. Seattle Seahawks, Jan 10, 2016 15 at Baltimore Ravens, Jan 11, 2020 9 at Kansas City Chiefs, Jan 19, 2020 4 at New England Patriots, Jan 04, 2020

2024 GAME-BY-GAME REGULAR-SEASON STATISTICS (STEELERS)

DATE	OPPONENT	P/S	RECEIVING					RUSHING					W/L	SCORE	
			NO.	YDS.	AVG.	LG	TD	NO.	YDS.	AVG.	LG	TD			
09/08	at Falcons	S	1	9	9.0	9	0	0	0	0.0	0	0	0	W	18-10
09/15	at Broncos	S	0	0	0.0	0	0	0	0	0.0	0	0	0	W	13-6
09/22	Chargers						ON INACTIVE LIST						W	20-10	
09/29	at Colts						ON INACTIVE LIST						L	24-27	
10/06	Cowboys						ON INACTIVE LIST						L	17-20	
10/13	at Raiders						ON INACTIVE LIST						W	32-13	
10/20	Jets	P	0	0	0.0	0	0	0	0.0	0	0	0	W	37-15	
10/28	Giants	P	1	10	10.0	10	0	0	0.0	0	0	0	W	26-18	
11/10	at Commanders	P	0	0	0.0	0	0	0	0.0	0	0	0	W	28-27	
11/17	Ravens						ON INACTIVE LIST						W	18-16	
11/21	at Browns	S	0	0	0.0	0	0	0	0.0	0	0	0	L	19-24	
12/01	at Bengals	P	2	21	10.5	18	0	0	0.0	0	0	0	W	44-38	
12/08	Browns	S	1	-1	-1.0	-1	0	0	0.0	0	0	0	W	27-14	
12/15	at Eagles	P	0	0	0.0	0	0	0	0.0	0	0	0	L	13-27	
12/21	at Ravens	S	1	1	1.0	1t	1	0	0.0	0	0	0	L	17-34	
12/25	Chiefs	P	0	0	0.0	0	0	0	0.0	0	0	0	L	10-29	
01/04	Bengals	P	0	0	0.0	0	0	0	0.0	0	0	0	L	17-19	
2024 TOTALS		12-5	6	40	6.7	18	1	0	0	0.0	0	0	10-7		

2023 GAME-BY-GAME REGULAR-SEASON STATISTICS (FALCONS)

DATE	OPPONENT	P/S	RECEIVING					RUSHING					W/L	SCORE
			NO.	YDS.	AVG.	LG	TD	NO.	YDS.	AVG.	LG	TD		
09/10	Panthers	S	0	0	0.0	0	0	0	0	0.0	0	0	W	24-10
09/17	Packers	P	0	0	0.0	0	0	0	0.0	0	0	0	W	25-24
09/24	at Lions	S	1	10	10.0	10	0	0	0.0	0	0	0	L	6-20
10/01	at Jaguars	S	0	0	0.0	0	0	0	0.0	0	0	0	L	7-23
10/08	Texans	S	1	22	22.0	22	0	0	0.0	0	0	0	W	21-19
10/15	Commanders	S	1	9	9.0	9	0	0	0.0	0	0	0	L	16-24
10/22	at Buccaneers	P	0	0	0.0	0	0	0	0.0	0	0	0	W	16-13
10/29	at Titans	P	1	3	3.0	3	0	0	0.0	0	0	0	L	23-28
11/05	Vikings	S	0	0	0.0	0	0	0	0.0	0	0	0	L	28-31
11/12	at Cardinals	S	0	0	0.0	0	0	0	0.0	0	0	0	L	23-25
11/26	Saints	P	0	0	0.0	0	0	0	0.0	0	0	0	W	24-15
12/03	at Jets	S	1	20	20.0	20t	1	0	0.0	0	0	0	W	13-8
12/10	Buccaneers	P	2	15	7.5	11	0	0	0.0	0	0	0	L	25-29
12/17	at Panthers	P	0	0	0.0	0	0	0	0.0	0	0	0	L	7-9
12/24	Colts	P	0	0	0.0	0	0	0	0.0	0	0	0	W	29-10
12/31	at Bears	P	1	14	14.0	14	0	0	0.0	0	0	0	L	17-37
01/07	at Saints	P	1	17	17.0	17	0	0	0.0	0	0	0	L	17-48
2023 TOTALS		17-8	9	110	12.2	22	1	0	0	0.0	0	0	7-10	

2019 GAME-BY-GAME REGULAR-SEASON STATISTICS (TITANS)

DATE	OPPONENT	P/S	RECEIVING					RUSHING					W/L	SCORE
			NO.	YDS.	AVG.	LG	TD	NO.	YDS.	AVG.	LG	TD		
09/08	at Browns	P	0	0	0.0	0	0	0	0	0.0	0	0	W	43-13
09/15	Colts	S	0	0	0.0	0	0	0	0	0.0	0	0	L	17-19
09/19	at Jaguars	P	0	0	0.0	0	0	0	0	0.0	0	0	L	7-20
09/29	at Falcons	P	0	0	0.0	0	0	0	0	0.0	0	0	W	24-10
10/06	Bills	S	0	0	0.0	0	0	0	0	0.0	0	0	L	7-14
10/13	at Broncos	S	0	0	0.0	0	0	0	0	0.0	0	0	L	0-16
10/20	Chargers	S	0	0	0.0	0	0	0	0	0.0	0	0	W	23-20
10/27	Buccaneers	S	0	0	0.0	0	0	0	0	0.0	0	0	W	27-23
11/03	at Panthers	S	0	0	0.0	0	0	0	0	0.0	0	0	L	20-30
11/10	Chiefs	S	0	0	0.0	0	0	0	0	0.0	0	0	W	35-32
11/24	Jaguars	P	1	20	20.0	20	0	0	0	0.0	0	0	W	42-20
12/01	at Colts	P	0	0	0.0	0	0	0	0	0.0	0	0	W	31-17
12/08	at Raiders	S	1	42	42.0	42	0	0	0	0.0	0	0	W	42-21
12/15	Texans	S	0	0	0.0	0	0	0	0	0.0	0	0	L	21-24
12/22	Saints	S	2	15	7.5	10	0	0	0	0.0	0	0	L	28-38
12/29	at Texans	P	2	13	6.5	12	1	0	0	0.0	0	0	W	35-14
2019 TOTALS		16-10	6	90	15.0	42	1	0	0	0.0	0	0	9-7	

2018 GAME-BY-GAME REGULAR-SEASON STATISTICS (TEXANS/TITANS)

DATE	OPPONENT	P/S	RECEIVING					RUSHING					W/L	SCORE
			NO.	YDS.	AVG.	LG	TD	NO.	YDS.	AVG.	LG	TD		
09/09	at Patriots												L	20-27
PRACTICE SQUAD														
Went from Texans to Titans .														
09/16	Texans	P	0	0	0.0	0	0	0	0	0.0	0	0	W	20-17
09/23	at Jaguars	P	0	0	0.0	0	0	0	0	0.0	0	0	W	9-6
09/30	Eagles	P	0	0	0.0	0	0	0	0	0.0	0	0	W	26-23+
10/07	at Bills	P	0	0	0.0	0	0	0	0	0.0	0	0	L	12-13
10/14	Ravens	P	0	0	0.0	0	0	0	0	0.0	0	0	L	0-21
10/21	at Chargers	P	0	0	0.0	0	0	0	0	0.0	0	0	L	19-20
11/05	at Cowboys	P	0	0	0.0	0	0	0	0	0.0	0	0	W	28-14
11/11	Patriots	P	0	0	0.0	0	0	0	0	0.0	0	0	W	34-10
11/18	at Colts	P	1	19	19.0	19	0	0	0	0.0	0	0	L	10-38
11/26	at Texans	P	1	13	13.0	13	0	0	0	0.0	0	0	L	17-34
12/02	Jets	P	1	4	4.0	4	0	0	0	0.0	0	0	W	26-22
12/06	Jaguars	P	1	9	9.0	9	0	0	0	0.0	0	0	W	30-9
12/16	at Giants	P	1	2	2.0	2	0	0	0	0.0	0	0	W	17-0
12/22	Redskins	S	2	29	14.5	27	1	0	0	0.0	0	0	W	25-16
12/30	Colts	P	2	26	13.0	17	0	0	0	0.0	0	0	L	17-33
2018 TOTALS		15-1	9	102	11.3	27	1	0	0	0.0	0	0	9-7	

+ - Overtime

2017 GAME-BY-GAME REGULAR-SEASON STATISTICS (BILLS/TEXANS)

DATE	OPPONENT	P/S	RECEIVING					RUSHING					W/L	SCORE
			NO.	YDS.	AVG.	LG	TD	NO.	YDS.	AVG.	LG	TD		
09/10	Jets												W	21-12
PRACTICE SQUAD														
Went from Bills to Texans .														
09/14	at Bengals												W	13-9
09/24	at Patriots												L	33-36
10/01	Titans												W	57-14
10/08	Chiefs												L	34-42
10/15	Browns												W	33-17
10/29	at Seahawks												L	38-41
11/05	Colts												L	14-20
11/12	at Rams												L	7-33
11/19	Cardinals												W	31-21
11/27	at Ravens												L	16-23
12/03	at Titans												L	13-24
12/10	49ers	P	0	0	0.0	0	0	0	0	0.0	0	0	L	16-26
12/17	at Jaguars												L	7-45
12/25	Steelers												L	6-34
12/31	at Colts												L	13-22
2017 TOTALS		1-0	0	0	0.0	0	0	0	0	0.0	0	0	5-11	

2016 GAME-BY-GAME REGULAR-SEASON STATISTICS (VIKINGS/BEARS)

DATE	OPPONENT	P/S	RECEIVING					RUSHING					W/L	SCORE
			NO.	YDS.	AVG.	LG	TD	NO.	YDS.	AVG.	LG	TD		
09/11	at Titans												W	25-16
09/18	Packers												W	17-14
09/25	at Panthers												W	22-10
10/03	Giants	P	1	7	7.0	7	0	0	0.0	0	0	0	W	24-10
10/09	Texans	P	0	0	0.0	0	0	0	0.0	0	0	0	W	31-13
10/23	at Eagles												L	10-21
10/31	at Bears												L	10-20
11/06	Lions												L	16-22+
11/13	at Redskins												L	20-26
11/20	Cardinals												W	30-24
11/24	at Lions												L	13-16
12/01	Cowboys												L	15-17
12/11	at Jaguars												W	25-16
Went from Vikings to Bears.														
12/18	Packers												L	27-30
12/24	Redskins	P	0	0	0.0	0	0	0	0.0	0	0	0	L	21-41
01/01	at Vikings	P	1	6	6.0	6	0	0	0.0	0	0	0	L	10-38
2016 TOTALS		4-0	2	13	6.5	7	0	0	0	0.0	0	0	7-9	

+ - Overtime

2015 GAME-BY-GAME REGULAR-SEASON STATISTICS (VIKINGS)

DATE	OPPONENT	P/S	RECEIVING					RUSHING					W/L	SCORE
			NO.	YDS.	AVG.	LG	TD	NO.	YDS.	AVG.	LG	TD		
09/14	at 49ers	P	0	0	0.0	0	0	0	0.0	0	0	0	L	3-20
09/20	Lions	P	0	0	0.0	0	0	0	0.0	0	0	0	W	26-16
09/27	Chargers	P	0	0	0.0	0	0	0	0.0	0	0	0	W	31-14
10/04	at Broncos	P	0	0	0.0	0	0	0	0.0	0	0	0	L	20-23
10/18	Chiefs	P	0	0	0.0	0	0	0	0.0	0	0	0	W	16-10
10/25	at Lions	P	1	13	13.0	13	0	0	0.0	0	0	0	W	28-19
11/01	at Bears	P	2	15	7.5	9	0	0	0.0	0	0	0	W	23-20
11/08	Rams	P	1	6	6.0	6	0	0	0.0	0	0	0	W	21-18+
11/15	at Raiders	S	2	7	3.5	4	0	0	0.0	0	0	0	W	30-14
11/22	Packers	P	1	8	8.0	8	0	0	0.0	0	0	0	L	13-30
11/29	at Falcons	P	0	0	0.0	0	0	0	0.0	0	0	0	W	20-10
12/06	Seahawks	P	1	4	4.0	4	0	0	0.0	0	0	0	L	7-38
12/10	at Cardinals	P	2	36	18.0	32	0	0	0.0	0	0	0	L	20-23
12/20	Bears	S	0	0	0.0	0	0	0	0.0	0	0	0	W	38-17
12/27	Giants	S	0	0	0.0	0	0	0	0.0	0	0	0	W	49-17
01/03	at Packers	P	0	0	0.0	0	0	0	0.0	0	0	0	W	20-13
2015 TOTALS		16-3	10	89	8.9	32	0	0	0	0.0	0	0	11-5	

+ - Overtime

2021 GAME-BY-GAME POSTSEASON STATISTICS (TITANS)

DATE	OPPONENT	P/S	RECEIVING					RUSHING					W/L	SCORE
			NO.	YDS.	AVG.	LG	TD	NO.	YDS.	AVG.	LG	TD		
01/22	Bengals												L	16-19
INJURED RESERVE														
2021 TOTALS		0-0	0	0	0.0	0	0	0	0.0	0	0	0	0	0-1

2020 GAME-BY-GAME POSTSEASON STATISTICS (TITANS)

DATE	OPPONENT	P/S	RECEIVING					RUSHING					W/L	SCORE
			NO.	YDS.	AVG.	LG	TD	NO.	YDS.	AVG.	LG	TD		
01/10	Ravens	P	0	0	0.0	0	0	0	0.0	0	0	0	L	13-20
2020 TOTALS		1-0	0	0	0.0	0	0	0	0.0	0	0	0	0-1	

2019 GAME-BY-GAME POSTSEASON STATISTICS (TITANS)

DATE	OPPONENT	P/S	RECEIVING					RUSHING					W/L	SCORE
			NO.	YDS.	AVG.	LG	TD	NO.	YDS.	AVG.	LG	TD		
01/04	at Patriots	P	2	4	2.0	4	0	0	0.0	0	0	0	W	20-13
01/11	at Ravens	S	1	15	15.0	15	0	0	0.0	0	0	0	W	28-12
01/19	at Chiefs	P	1	9	9.0	9	0	0	0.0	0	0	0	L	24-35
2019 TOTALS		3-1	4	28	7.0	15	0	0	0	0.0	0	0	2-1	

2015 GAME-BY-GAME POSTSEASON STATISTICS (VIKINGS)

DATE	OPPONENT	P/S	RECEIVING					RUSHING					W/L	SCORE
			NO.	YDS.	AVG.	LG	TD	NO.	YDS.	AVG.	LG	TD		
01/10	Seahawks	S	2	22	11.0	18	0	0	0.0	0	0	0	L	9-10
2015 TOTALS		1-1	2	22	11.0	18	0	0	0	0.0	0	0	0-1	



PATRICK^{LB} QUEEN

HEIGHT: 6-0
WEIGHT: 230
COLLEGE: LSU
BORN: August 13, 1999

HOW ACQUIRED: FA '24
NFL EXPERIENCE: 5th year
BIRTHPLACE: Ventress, LA



PRO CAREER

- ✦ Has played in 67 games (67 starts) in his five-year career with Baltimore (2020-23) and Pittsburgh (2024)
- ✦ Has registered 453 tackles (296 solo), 37 tackles for loss, 33 quarterback hits, 13.5 sacks, 15 passes defended, five forced fumbles, six fumble recoveries and four interceptions
- ✦ Has played in five postseason games (four starts) and registered 23 tackles (19 solo), two quarterback hits and one tackle for loss
- ✦ Earned first-career Pro Bowl nod and second-team All-Pro honors in 2023
- ✦ Only player in the NFL with at least 450 tackles, 30 tackles for loss, 15 passes defended, 10.0 sacks, six fumble recoveries, five forced fumbles and four interceptions since entering the League in 2020
- ✦ One of four active players in the NFL with at least 450 tackles, 30 tackles for loss, 15 passes defended, 10.0 sacks, six fumble recoveries, five forced fumbles and four interceptions (Harrison Smith, C.J. Mosley and Tyrann Mathieu)
- ✦ Ranks 14th in tackles, t-15th in tackles for loss and t-11th in interceptions among active linebackers since entering the League in 2020
- ✦ Has eclipsed 100+ tackles and nine tackles for loss three different times (2020, 2022, 2023)
- ✦ Named Associated Press Defensive Rookie of the Year in 2020
- ✦ Made NFL debut and starting debut in Week 1 of 2020 (vs. Cleveland)

HONORS

- ✦ Associated Press second-team All-Pro (2023)
- ✦ Pro Bowler (2023)
- ✦ Ravens "Media Good Guy," as voted on by local media (2022)
- ✦ PFWA All-Rookie Team (2020)
- ✦ AFC Defensive Player of the Week (Week 5, 2020)

2023 (RAVENS)

- ✦ Started all 17 regular-season games, registering a career-high 133 tackles, nine tackles for loss, 3.5 sacks, six QB hits, one interception, one forced fumble, one fumble recovery and six passes defended, en route to his first-career Pro Bowl nod and second-team All-Pro honors
- ✦ Teamed up with ILB Roquan Smith (158) to become the first duo in Ravens history to post 130+ tackles each in a season
- ✦ Helped the Baltimore defense become the first unit in NFL history to lead the league in scoring (16.5), sacks (60) and takeaways (31)
- ✦ Recorded eight tackles (seven solo) and one QB hits in the AFC Championship vs. Kansas City, helping hold the Chiefs to just 98 total yards and zero points in the second half
- ✦ Posted seven tackles (two solo), one interception (21-yard return) and one pass defended in the 33-19 victory in Week 16 at San Francisco
- ✦ Recorded a team-high 11 tackles (nine solo) in the 34-20 win in Week 11 vs. Cincinnati, helping the defense hold the Bengals to 2-of-11 (18.2%) on third down
- ✦ Registered a team-high equaling 11 tackles (nine solo), including one tackle for loss, in the 31-24 victory in Week 8 at Arizona
- ✦ Recorded an 11-yard sack on fourth down – forcing a turnover on downs and ending Houston's opening possession – as well as 11 tackles (three solo), one QB hit, one tackle for loss and one pass defended in the 25-9 season-opening victory
- ✦ Permitted just one rushing first down, while limiting the Texans to 7-of-18 (38.9%) on third down and 1-of-4 (25%) on fourth down

2022 (RAVENS)

- ✦ Started all 17 regular-season games, registering then-career highs in tackles (117) – also a team-high – sacks (5.0), QB hits (14), interceptions (two) and passes defended (six), while adding one forced fumble and one fumble recovery
- ✦ Joined Ray Lewis (eight times) and C.J. Mosley (three times) as the only Ravens defenders to record multiple seasons with at least 100 tackles, one forced fumble and one fumble recovery (also in 2020)
- ✦ Helped Baltimore's defense rank in the Top 5 in four categories: No. 3 in points allowed per game (18.5), No. 3 in defensive red zone TD% (46.4), No. 3 in rushing yards per game (92.1) and No. 4 in third-down efficiency (34.9%)
- ✦ Became NFL's first defender to post a least 5.0 sacks, one interception, one forced fumble and one fumble recovery this season
- ✦ Recorded a game- and season-high 12 tackles (nine solo), including one tackle for loss and a half-sack, in the 13-3 win in Week 11 vs. Carolina
- ✦ Baltimore's defense permitted season lows in points (three), total yards (205), rushing yards (36) and yards per play (3.8), while registering 4.0 sacks and three takeaways (two interceptions and one fumble recovery)
- ✦ Registered a season-high 11 tackles (seven solo) and three tackles for loss, including 1.0 sack, helping limit the Browns to 2-of-11 (18.2%) on third down in the 23-20 win in Week 7
- ✦ Recorded five tackles (four solo) and a team- and career-high three QB hits in Week 4 vs. Buffalo
- ✦ Baltimore's defense limited the Bills – who entered the contest No. 3 in scoring (30.3 ppg) and No. 1 on third down (61.0%) – to 23 points and 4-of-11 (36.4%) on third-down conversion opportunities
- ✦ Registered nine tackles (five solo) and a team-high and career single-game-best three QB hits, including a half-sack sack, in the 24-9 season-opening win at N.Y. Jets

2021 (RAVENS)

- ✦ Started all 17 regular-season games, posting a team-high 98 tackles (68 solo), 10 tackles for loss, 2.0 sacks, three QB hits, one pass defended, one forced fumble and one fumble recovery
- ✦ Helped Baltimore rank No. 1 in run defense (84.5 ypg)
- ✦ Registered a team-high nine tackles, one tackle for loss and one pass defended in Week 16 vs. Cincinnati
- ✦ Recorded at least one tackle for loss in five straight games (Week 7, 9-12)
- ✦ Tied a career-high and team-high 13 tackles (11 solo) in Week 15 vs. Green Bay
- ✦ Tallied a team-high eight tackles (all solo), including two tackles for loss, and one fumble recovery in the 16-10 win in Week 12 vs. Cleveland, as Baltimore limited the Browns to a season-low 40 rushing yards
- ✦ Registered a team-high eight tackles (seven solo) in the 36-35 win in Week 2 vs. Kansas City
- ✦ Produced a team-leading nine tackles and 1.0 sack (-13 yards) in Week 1 at Las Vegas

2020 (RAVENS)

- Started all 16 regular-season games in which he played in as a rookie, posting a team-high 105 tackles (65 solo), 3.0 sacks, nine tackles for loss, 10 QB hits, two forced fumbles, two fumble recoveries, one interception and one pass defended
- Returned one of his fumble recoveries 53 yards for a TD
- First rookie since at least 2000 (when data became available) to record at least 100 tackles (105), 2.0 sacks (3), one forced fumbles (two) and one defensive TD (one)
- Helped Baltimore's defense rank No. 2 in both points allowed (18.9) and third-down efficiency (34.0%), also posting an NFL-high 25 forced fumbles
- Earned PFWA All-Rookie honors
- Made his postseason debut in the 20-13 Wild Card Playoff win at Tennessee
- Registered two solo tackles and one QB hit, helping limit Tennessee to 4-of-12 (33%) on third down and hold Derrick Henry to 40 rushing yards on 18 carries (2.2 ypc)
- Recorded six tackles (four solo), 1.0 sack, a team-high three tackles for loss and two QB hits in the 40-14 win in Week 15 vs. Jacksonville
- Registered five tackles (three solo) and his first-career interception vs. Dallas in Week 13
- Tallied a team-high nine tackles (five solo), including one tackle for loss, in Week 10 at New England
- Earned AFC Defensive Player of the Week Honors after a standout performance in which he tied for the team lead with nine tackles (six solo) and recorded 1.0 sack, one forced fumble and two fumble recoveries, including a 52-yard return for TD, in the 27-3 win in Week 5 vs. Cincinnati
- Second Ravens rookie to record a sack, forced fumble and fumble recovery in a game, joining OLB Terrell Suggs, who accomplished the feat three times during his 2003 Defensive Rookie of the Year campaign
- Second NFL defender since 1987 to post nine-plus tackles, at least two fumble recoveries, 1.0 sack and one defensive TD in a game (Demeco Ryans)
- Registered a career-high 12 tackles (nine solo) and three tackles for loss in the 31-17 win in Week 4 at Washington
- His three tackles for loss are the highest output by a Ravens' rookie since LB C.J. Mosley (three at New Orleans in Week 11 of 2014)
- At 21 years, 1 month, became the second-youngest Raven ever to start a game (Jamal Lewis in 2000; 21 years, 18 days), in the season-opening win vs. Cleveland

TRANSACTIONS

- Signed a three-year contract with Pittsburgh on March 14, 2024
- Signed a four-year contract with Baltimore on July 22, 2020
- Drafted by the Ravens in the first round (28th overall) of the 2020 NFL Draft

PERSONAL

- Father, Wayne, played CB at Nicholls State
- Following LSU's National Championship victory, the town of New Road, La., held a parade for Queen and presented him with a key to the city (2020)
- Honored along with good friend and former high school teammate Stephen Guidry, who attended Mississippi State and was signed as an undrafted free agent by the Dallas Cowboys
- Player he most enjoys facing in the NFL is former LSU teammate and current Bengals QB Joe Burrow, who was selected No. 1 overall in the 2020 draft
- Standout high school baseball player (left fielder) and considered walking on to LSU's baseball team
- Pre-game ritual is to listen to Phil Collins' "In the Air Tonight" just prior to walking out on the field
- Spent many summers training with his father, who would have Patrick do sled pulls on a Mississippi River levee
- Majored in sport administration at LSU
- Was a four-year starter for Livonia (LA) H.S., playing both LB and RB
- Tabbed as a finalist for the 2016 Warrick Dunn Award, which is presented to the high school Player of the Year in the Baton Rouge area
- A 3A state champ and 2015 All-State selection, he totaled 1,487 rushing yards and 19 TDs
- Also finished with 66 tackles, seven tackles for loss and six passes defended
- Racked up 1,731 all-purpose yards his senior season after adding 255 receiving yards
- Was a four-year starter for the baseball team, batting .380 as the team's leadoff hitter and left fielder

COMMUNITY

- Partnered with the United Way of Central Maryland to adopt and provide holiday gifts to a family in need (2022)
- Participated in My Cause My Cleats to benefit Boo2Bullying and raise awareness for bullying (2022)
- Participated in the organization-wide day of service, Caw to Action – a celebration of the NFL's Huddle for 100 initiative (2022)
- Hosts his annual Level Up Football Camp at his alma mater, Livonia (LA) HS (2021-22)
- Supported teammate Anthony Levine Sr.'s 4Every1 Foundation bowling event (2021)
- Partnered with the United Way of Central Maryland to adopt and provide holiday gifts to a family in need (2021)
- Participated in the Ravens' virtual celebration video for students from the Class of 2020

COLLEGE

- In 41 career games (16 starts), posted 131 tackles (59 solo), 17.5 TFL, 4.0 sacks, three passes defended, one interception and one fumble recovery
- In his final season at LSU (2019), tallied a career-high 85 tackles, including 12 tackles for loss and 3.0 sacks
- Helped lead LSU to a 42-25 victory in the 2020 CFP National Championship Game and an undefeated (15-0) season
- Seven of LSU's 15 wins came against teams ranked in the Top 10
- Helped LSU produce the country's sixth-best third-down defense (29.6%) and rank 31st in total defense (343.5 ypg allowed) in 2019
- A versatile linebacker who was mentored in 2018 by LSU All-American and Butkus Award winner Devin White, who currently plays for Tampa Bay
- Was named Defensive MVP of the 2020 CFP National Championship Game

REGULAR SEASON COMPARISON: DEFENSIVE - BALTIMORE RAVENS

DATE	OPP	W/L	GP/GS	TACKLES						MISC					
				TOT	SOLO	ASST	SACK	YDS.	INT	TFL	PD	QBH	TD	FF	FR
11/17/24	PIT vs. BLT	W	S	10	3	7	0.0	0.0	0	1	0	0	0	1	1
12/21/24	PIT @ BLT	L	S	8	4	4	0.0	0.0	0	1	0	0	0	0	0
TOTALS		1/1	2/2	18	7	11	0.0	0.0	0	1	1	0	0	1	1

PATRICK QUEEN'S NFL REGULAR SEASON DEFENSIVE STATISTICS

DATE	TEAM	GP	GS	TACKLES							INTERCEPTIONS					O. FUMB			ST			MISC				
				TK	S	A	TFL	YDS	SK	YDS	QBH	NO	YDS	LG	TD	PD	FF	FR	TD	YDS	TK	S	A	FF	FR	S
2020	Ravens	16	16	105	65	40	9	19	3.0	17.0	10	1	0	0	0	2	2	1	53	1	1	0	0	0	0	0
2021	Ravens	17	17	98	68	30	10	37	2.0	19.0	3	0	0	0	1	1	1	0	0	0	0	0	0	0	0	
2022	Ravens	17	17	117	79	38	9	31	5.0	24.5	14	2	11	11	0	6	1	2	0	5	0	0	0	0	0	
2023	Ravens	17	17	133	84	49	9	44	3.5	35.0	6	1	21	21	0	6	1	1	0	0	0	0	0	0	0	
2024	Steelers	17	17	129	65	64	6	12	1.0	4.0	5	0	0	0	7	2	1	0	0	0	0	0	0	0	0	
NFL TOTALS		84	84	582	361	221	43	143	14.5	99.5	38	4	32	21	0	22	7	7	1	58	1	1	0	0	0	0

PATRICK QUEEN'S NFL POSTSEASON DEFENSIVE STATISTICS

DATE	TEAM	GP	GS	TACKLES							INTERCEPTIONS					O. FUMB			ST			MISC				
				TK	S	A	TFL	YDS	SK	YDS	QBH	NO	YDS	LG	TD	PD	FF	FR	TD	YDS	TK	S	A	FF	FR	S
2020	Ravens	2	1	4	3	1	0	0	0.0	0.0	1	0	0	0	0	0	0	0	0	0	0	0	0	0	0	0
2022	Ravens	1	1	6	4	2	1	0	0.0	0.0	0	0	0	0	0	0	0	0	0	0	0	0	0	0	0	
2023	Ravens	2	2	13	12	1	0	0	0.0	0.0	1	0	0	0	0	0	0	0	0	0	0	0	0	0	0	
NFL TOTALS		5	4	23	19	4	1	0	0.0	0.0	2	0	0	0	0	0	0	0	0	0	0	0	0	0	0	

SINGLE-GAME HIGHS: DEFENSIVE

Total Tackles	13 at Las Vegas Raiders, Oct 13, 2024 13 vs. Green Bay Packers, Dec 19, 2021	Fumble Recoveries	2 vs. Cincinnati Bengals, Oct 11, 2020 1 vs. Baltimore Ravens, Nov 17, 2024 ...4 more at 1.
Solo Tackles	11 vs. Green Bay Packers, Dec 19, 2021 9 vs. Cincinnati Bengals, Nov 16, 2023 ...3 more at 9.	Tackles For Loss	3 at Cleveland Browns, Oct 01, 2023 3 vs. Cleveland Browns, Oct 23, 2022 ...2 more at 3.
Sacks	1.0 vs. Cincinnati Bengals, Jan 04, 2025 1.0 at Tennessee Titans, Oct 15, 2023 ...10 more at 1.0.	Interceptions	1 at San Francisco 49ers, Dec 25, 2023 1 at Pittsburgh Steelers, Dec 11, 2022 ...2 more at 1.
Passes Defensed	1 vs. Cincinnati Bengals, Jan 04, 2025 1 at Baltimore Ravens, Dec 21, 2024 ...20 more at 1.	Special Teams Tackles	1 at Pittsburgh Steelers, Dec 02, 2020
Forced Fumbles	1 vs. Cincinnati Bengals, Jan 04, 2025 1 vs. Baltimore Ravens, Nov 17, 2024 ...5 more at 1.	Longest Opp Fumble Return	53 vs. Cincinnati Bengals, Oct 11, 2020 5 vs. Atlanta Falcons, Dec 24, 2022

SINGLE-GAME HIGHS - POSTSEASON: DEFENSIVE

Total Tackles	8 vs. Kansas City Chiefs, Jan 28, 2024 6 at Cincinnati Bengals, Jan 15, 2023 5 vs. Houston Texans, Jan 20, 2024 2 at Buffalo Bills, Jan 16, 2021 2 at Tennessee Titans, Jan 10, 2021	Tackles For Loss	1 at Cincinnati Bengals, Jan 15, 2023
Solo Tackles	7 vs. Kansas City Chiefs, Jan 28, 2024 5 vs. Houston Texans, Jan 20, 2024 4 at Cincinnati Bengals, Jan 15, 2023 2 at Tennessee Titans, Jan 10, 2021 1 at Buffalo Bills, Jan 16, 2021		

2024 GAME-BY-GAME REGULAR-SEASON STATISTICS (STEELERS)

DATE	OPPOSITION	P/S	TACKLES							INTERCEPTIONS					O. FUMB			ST			MISC		W/L	SCORE			
			TK	S	A	SK	YDS	TFL	YDS	QBH	NO	YDS	LG	TD	PD	FF	FR	TD	YDS	TK	S	A			FF	FR	S
09/08	at Falcons	S	2	2	0	0.0	0.0	0	0	0	0	0	0	0	0	0	0	0	0	0	0	0	0	0	0	W	18-10
09/15	at Broncos	S	4	3	1	0.0	0.0	0	0	0	0	0	1	0	0	0	0	0	0	0	0	0	0	0	0	W	13-6
09/22	Chargers	S	8	4	4	0.0	0.0	0	0	0	0	0	1	0	0	0	0	0	0	0	0	0	0	0	0	W	20-10
09/29	at Colts	S	7	2	5	0.0	0.0	1	2	1	0	0	0	0	0	0	0	0	0	0	0	0	0	0	0	L	24-27
10/06	Cowboys	S	9	6	3	0.0	0.0	0	0	0	0	0	0	0	0	0	0	0	0	0	0	0	0	0	0	L	17-20
10/13	at Raiders	S	13	6	7	0.0	0.0	1	1	0	0	0	0	0	0	0	0	0	0	0	0	0	0	0	0	W	32-13
10/20	Jets	S	4	1	3	0.0	0.0	0	0	0	0	0	0	0	0	0	0	0	0	0	0	0	0	0	0	W	37-15
10/28	Giants	S	8	3	5	0.0	0.0	0	0	0	0	0	0	0	0	0	0	0	0	0	0	0	0	0	0	W	26-18
11/10	at Commanders	S	7	6	1	0.0	0.0	2	4	0	0	0	0	1	0	0	0	0	0	0	0	0	0	0	0	W	28-27
11/17	Ravens	S	10	3	7	0.0	0.0	1	0	0	0	0	0	1	1	0	0	0	0	0	0	0	0	0	0	W	18-16
11/21	at Browns	S	7	2	5	0.0	0.0	0	0	1	0	0	0	1	0	0	0	0	0	0	0	0	0	0	0	L	19-24
12/01	at Bengals	S	9	4	5	0.0	0.0	0	0	0	0	0	0	0	0	0	0	0	0	0	0	0	0	0	0	W	44-38
12/08	Browns	S	10	5	5	0.0	0.0	0	0	0	0	0	0	1	0	0	0	0	0	0	0	0	0	0	0	W	27-14
12/15	at Eagles	S	11	6	5	0.0	0.0	0	0	1	0	0	0	0	0	0	0	0	0	0	0	0	0	0	0	L	13-27
12/21	at Ravens	S	8	4	4	0.0	0.0	0	0	0	0	0	0	1	0	0	0	0	0	0	0	0	0	0	0	L	17-34
12/25	Chiefs	S	7	5	2	0.0	0.0	0	0	0	0	0	0	1	0	0	0	0	0	0	0	0	0	0	0	L	10-29
01/04	Bengals	S	5	3	2	1.0	4.0	1	4	2	0	0	0	0	1	1	0	0	0	0	0	0	0	0	0	L	17-19
2024 TOTALS		17-17	129	65	64	1.0	4.0	6	12	5	0	0	0	0	7	2	1	0	0	0	0	0	0	0	0	10-7	

2023 GAME-BY-GAME REGULAR-SEASON STATISTICS (RAVENS)

DATE	OPPONENT	P/S	TACKLES							INTERCEPTIONS				O. FUMB			ST				MISC		W/L	SCORE			
			TK	S	A	SK	YDS	TFL	YDS	QBH	NO	YDS	LG	TD	PD	FF	FR	TD	YDS	TK	S	A			FF	FR	S
09/10	Texans	S	11	3	8	1.0	11.0	1	11	1	0	0	0	0	1	0	0	0	0	0	0	0	0	0	0	W	25-9
09/17	at Bengals	S	8	5	3	0.0	0.0	0	0	1	0	0	0	0	0	0	0	0	0	0	0	0	0	0	0	W	27-24
09/24	Colts	S	12	7	5	0.0	0.0	0	0	0	0	0	0	0	0	0	0	0	0	0	0	0	0	0	0	L	19-22+
10/01	at Browns	S	5	4	1	1.0	11.0	3	15	1	0	0	0	0	1	0	0	0	0	0	0	0	0	0	0	W	28-3
10/08	at Steelers	S	8	2	6	0.5	4.0	0	0	1	0	0	0	0	1	0	0	0	0	0	0	0	0	0	0	L	10-17
10/15	at Titans	S	9	7	2	1.0	9.0	1	9	1	0	0	0	0	0	0	0	0	0	0	0	0	0	0	0	W	24-16
10/22	Lions	S	5	5	0	0.0	0.0	0	0	0	0	0	0	0	0	0	0	0	0	0	0	0	0	0	0	W	38-6
10/29	at Cardinals	S	11	9	2	0.0	0.0	1	1	0	0	0	0	0	0	0	0	0	0	0	0	0	0	0	0	W	31-24
11/05	Seahawks	S	6	5	1	0.0	0.0	1	4	0	0	0	0	0	0	0	0	0	0	0	0	0	0	0	0	W	37-3
11/12	Browns	S	9	6	3	0.0	0.0	0	0	0	0	0	0	0	0	0	0	0	0	0	0	0	0	0	0	L	31-33
11/16	Bengals	S	11	9	2	0.0	0.0	0	0	0	0	0	0	0	0	0	0	0	0	0	0	0	0	0	0	W	34-20
11/26	at Chargers	S	7	5	2	0.0	0.0	1	4	0	0	0	0	0	1	1	0	0	0	0	0	0	0	0	0	W	20-10
12/10	Rams	S	6	3	3	0.0	0.0	0	0	0	0	0	0	0	0	0	0	0	0	0	0	0	0	0	0	W	37-31+
12/17	at Jaguars	S	4	3	1	0.0	0.0	0	0	0	0	0	0	0	0	1	0	0	0	0	0	0	0	0	0	W	23-7
12/25	at 49ers	S	7	2	5	0.0	0.0	0	0	1	1	21	21	0	1	0	0	0	0	0	0	0	0	0	0	W	33-19
12/31	Dolphins	S	6	3	3	0.0	0.0	1	0	0	0	0	0	0	1	0	0	0	0	0	0	0	0	0	0	W	56-19
01/06	Steelers	S	8	6	2	0.0	0.0	0	0	0	0	0	0	0	0	0	0	0	0	0	0	0	0	0	0	L	10-17
2023 TOTALS		17-17	133	84	49	3.5	35.0	9	44	6	1	21	21	0	6	1	1	0	0	0	0	0	0	0	0	13-4	

+ - Overtime

2022 GAME-BY-GAME REGULAR-SEASON STATISTICS (RAVENS)

DATE	OPPONENT	P/S	TACKLES							INTERCEPTIONS				O. FUMB			ST				MISC		W/L	SCORE			
			TK	S	A	SK	YDS	TFL	YDS	QBH	NO	YDS	LG	TD	PD	FF	FR	TD	YDS	TK	S	A			FF	FR	S
09/11	at Jets	S	9	5	4	0.5	2.5	0	0	3	0	0	0	0	0	0	0	0	0	0	0	0	0	0	0	W	24-9
09/18	Dolphins	S	5	4	1	0.0	0.0	0	0	0	0	0	0	0	0	0	0	0	0	0	0	0	0	0	0	L	38-42
09/25	at Patriots	S	5	4	1	1.0	7.0	1	7	1	0	0	0	0	1	0	0	0	0	0	0	0	0	0	0	W	37-26
10/02	Bills	S	5	4	1	0.0	0.0	1	1	3	0	0	0	0	0	0	0	0	0	0	0	0	0	0	0	L	20-23
10/09	Bengals	S	7	5	2	0.0	0.0	0	0	0	1	11	11	0	1	0	0	0	0	0	0	0	0	0	0	W	19-17
10/16	at Giants	S	7	5	2	1.0	0.0	0	0	0	0	0	0	0	0	1	0	0	0	0	0	0	0	0	0	L	20-24
10/23	Browns	S	11	7	4	1.0	5.0	3	14	1	0	0	0	0	0	0	0	0	0	0	0	0	0	0	0	W	23-20
10/27	at Buccaneers	S	4	4	0	0.0	0.0	0	0	0	0	0	0	0	0	0	0	0	0	0	0	0	0	0	0	W	27-22
11/07	at Saints	S	5	5	0	0.0	0.0	0	0	0	0	0	0	0	1	0	0	0	0	0	0	0	0	0	0	W	27-13
11/20	Panthers	S	12	9	3	0.5	4.5	1	3	1	0	0	0	0	0	0	0	0	0	0	0	0	0	0	0	W	17-3
11/27	at Jaguars	S	6	4	2	0.0	0.0	1	3	0	0	0	0	0	1	0	0	0	0	0	0	0	0	0	0	L	27-28
12/04	Broncos	S	9	7	2	0.0	0.0	1	1	0	0	0	0	0	0	0	0	0	0	0	0	0	0	0	0	W	10-9
12/11	at Steelers	S	6	4	2	0.0	0.0	0	0	1	1	0	0	0	1	0	0	0	0	0	0	0	0	0	0	W	16-14
12/17	at Browns	S	6	3	3	0.5	2.5	0	0	1	0	0	0	0	0	0	0	0	0	0	0	0	0	0	0	L	3-13
12/24	Falcons	S	9	1	8	0.5	3.0	0	0	2	0	0	0	0	1	0	1	0	5	0	0	0	0	0	0	W	17-9
01/01	Steelers	S	6	4	2	0.0	0.0	0	0	1	0	0	0	0	0	0	0	0	0	0	0	0	0	0	0	L	13-16
01/08	at Bengals	S	5	4	1	0.0	0.0	1	2	0	0	0	0	0	0	1	0	0	0	0	0	0	0	0	0	L	16-27
2022 TOTALS		17-17	117	79	38	5.0	24.5	9	31	14	2	11	11	0	6	1	2	0	5	0	0	0	0	0	0	10-7	

2021 GAME-BY-GAME REGULAR-SEASON STATISTICS (RAVENS)

DATE	OPPONENT	P/S	TACKLES							INTERCEPTIONS				O. FUMB			ST				MISC		W/L	SCORE			
			TK	S	A	SK	YDS	TFL	YDS	QBH	NO	YDS	LG	TD	PD	FF	FR	TD	YDS	TK	S	A			FF	FR	S
09/13	at Raiders	S	9	6	3	1.0	13.0	1	13	1	0	0	0	0	0	0	0	0	0	0	0	0	0	0	0	L	27-33+
09/19	Chiefs	S	8	7	1	0.0	0.0	0	0	0	0	0	0	0	0	0	0	0	0	0	0	0	0	0	0	W	36-35
09/26	at Lions	S	7	4	3	0.0	0.0	0	0	0	0	0	0	0	0	0	0	0	0	0	0	0	0	0	0	W	19-17
10/03	at Broncos	S	3	2	1	0.0	0.0	1	3	0	0	0	0	0	0	0	0	0	0	0	0	0	0	0	0	W	23-7
10/11	Colts	S	6	4	2	0.0	0.0	1	1	1	0	0	0	0	0	0	0	0	0	0	0	0	0	0	0	W	31-25+
10/17	Chargers	S	3	2	1	0.0	0.0	0	0	0	0	0	0	0	0	0	0	0	0	0	0	0	0	0	0	W	34-6
10/24	Bengals	S	2	1	1	0.0	0.0	1	1	0	0	0	0	0	0	0	0	0	0	0	0	0	0	0	0	L	17-41
11/07	Vikings	S	4	2	2	0.0	0.0	1	8	0	0	0	0	0	0	0	0	0	0	0	0	0	0	0	0	W	34-31+
11/11	at Dolphins	S	5	4	1	1.0	6.0	1	0	1	0	0	0	0	0	1	0	0	0	0	0	0	0	0	0	L	10-22
11/21	at Bears	S	7	4	3	0.0	0.0	1	6	0	0	0	0	0	0	0	0	0	0	0	0	0	0	0	0	W	16-13
11/28	Browns	S	8	8	0	0.0	0.0	2	3	0	0	0	0	0	0	1	0	0	0	0	0	0	0	0	0	W	16-10
12/05	at Steelers	S	6	5	1	0.0	0.0	0	0	0	0	0	0	0	0	0	0	0	0	0	0	0	0	0	0	L	19-20
12/12	at Browns	S	2	1	1	0.0	0.0	0	0	0	0	0	0	0	0	0	0	0	0	0	0	0	0	0	0	L	22-24
12/19	Packers	S	13	11	2	0.0	0.0	0	0	0	0	0	0	0	0	0	0	0	0	0	0	0	0	0	0	L	30-31
12/26	at Bengals	S	9	4	5	0.0	0.0	1	2	0	0	0	0	0	1	0	0	0	0	0	0	0	0	0	0	L	21-41
01/02	Rams	S	2	1	1	0.0	0.0	0	0	0	0	0	0	0	0	0	0	0	0	0	0	0	0	0	0	L	19-20
01/09	Steelers	S	4	2	2	0.0	0.0	0	0	0	0	0	0	0	0	0	0	0	0	0	0	0	0	0	0	L	13-16+
2021 TOTALS		17-17	98	68	30	2.0	19.0	10	37	3	0	0	0	0	1	1	1	0	0	0	0	0	0	0	0	8-9	

+ - Overtime

2020 GAME-BY-GAME REGULAR-SEASON STATISTICS (RAVENS)

DATE	OPPONENT	P/S	TACKLES							INTERCEPTIONS				O. FUMB			ST				MISC		W/L	SCORE				
			TK	S	A	SK	YDS	TFL	YDS	QBH	NO	YDS	LG	TD	PD	FF	FR	TD	YDS	TK	S	A			FF	FR	S	A
09/13	Browns	S	8	4	4	1.0	7.0	1	7	1	0	0	0	0	0	1	0	0	0	0	0	0	0	0	0	0	W	38-6
09/20	at Texans	S	9	7	2	0.0	0.0	0	0	1	0	0	0	0	0	0	0	0	0	0	0	0	0	0	0	W	33-16	
09/28	Chiefs	S	4	4	0	0.0	0.0	0	0	0	0	0	0	0	0	0	0	0	0	0	0	0	0	0	0	L	20-34	
10/04	at Football Team	S	12	9	3	0.0	0.0	3	3	0	0	0	0	0	0	0	0	0	0	0	0	0	0	0	0	W	31-17	
10/11	Bengals	S	9	6	3	1.0	6.0	0	0	1	0	0	0	0	0	1	2	1	53	0	0	0	0	0	0	W	27-3	
10/18	at Eagles	S	2	2	0	0.0	0.0	0	0	2	0	0	0	0	1	0	0	0	0	0	0	0	0	0	0	W	30-28	
11/01	Steelers	S	4	3	1	0.0	0.0	0	0	0	0	0	0	0	0	0	0	0	0	0	0	0	0	0	0	L	24-28	
11/08	at Colts	S	4	3	1	0.0	0.0	0	0	0	0	0	0	0	0	0	0	0	0	0	0	0	0	0	0	W	24-10	
11/15	at Patriots	S	9	5	4	0.0	0.0	1	2	0	0	0	0	0	0	0	0	0	0	0	0	0	0	0	0	L	17-23	
11/22	Titans	S	9	3	6	0.0	0.0	0	0	1	0	0	0	0	0	0	0	0	0	0	0	0	0	0	0	L	24-30	
12/02	at Steelers	S	8	5	3	0.0	0.0	0	0	0	0	0	0	0	0	0	0	0	0	1	1	0	0	0	0	L	14-19	
12/08	Cowboys	S	5	3	2	0.0	0.0	0	0	0	1	0	0	0	0	0	0	0	0	0	0	0	0	0	0	W	34-17	
12/14	at Browns	S	8	3	5	0.0	0.0	0	0	0	0	0	0	0	0	0	0	0	0	0	0	0	0	0	0	W	47-42	
12/20	Jaguars	S	6	4	2	1.0	4.0	3	7	2	0	0	0	0	0	0	0	0	0	0	0	0	0	0	0	W	40-14	
12/27	Giants	S	4	2	2	0.0	0.0	0	0	2	0	0	0	0	0	0	0	0	0	0	0	0	0	0	0	W	27-13	
01/03	at Bengals	S	4	2	2	0.0	0.0	1	0	0	0	0	0	0	0	0	0	0	0	0	0	0	0	0	0	W	38-3	
2020 TOTALS		16-16	105	65	40	3.0	17.0	9	19	10	1	0	0	0	2	2	2	1	53	1	1	0	0	0	0	0	11-5	

+ - Overtime

2023 GAME-BY-GAME POSTSEASON STATISTICS (RAVENS)

DATE	OPPONENT	P/S	TACKLES							INTERCEPTIONS				O. FUMB			ST				MISC		W/L	SCORE				
			TK	S	A	SK	YDS	TFL	YDS	QBH	NO	YDS	LG	TD	PD	FF	FR	TD	YDS	TK	S	A			FF	FR	S	A
01/20	Texans	S	5	5	0	0.0	0.0	0	0	0	0	0	0	0	0	0	0	0	0	0	0	0	0	0	0	0	W	34-10
01/28	Chiefs	S	8	7	1	0.0	0.0	0	0	1	0	0	0	0	0	0	0	0	0	0	0	0	0	0	0	0	L	10-17
2023 TOTALS		2-2	13	12	1	0.0	0.0	0	0	1	0	0	0	0	0	0	0	0	0	0	0	0	0	0	0	0	1-1	

2022 GAME-BY-GAME POSTSEASON STATISTICS (RAVENS)

DATE	OPPONENT	P/S	TACKLES							INTERCEPTIONS				O. FUMB			ST				MISC		W/L	SCORE				
			TK	S	A	SK	YDS	TFL	YDS	QBH	NO	YDS	LG	TD	PD	FF	FR	TD	YDS	TK	S	A			FF	FR	S	A
01/15	at Bengals	S	6	4	2	0.0	0.0	1	0	0	0	0	0	0	0	0	0	0	0	0	0	0	0	0	0	0	L	17-24
2022 TOTALS		1-1	6	4	2	0.0	0.0	1	0	0	0	0	0	0	0	0	0	0	0	0	0	0	0	0	0	0	0-1	

2020 GAME-BY-GAME POSTSEASON STATISTICS (RAVENS)

DATE	OPPONENT	P/S	TACKLES							INTERCEPTIONS				O. FUMB			ST				MISC		W/L	SCORE				
			TK	S	A	SK	YDS	TFL	YDS	QBH	NO	YDS	LG	TD	PD	FF	FR	TD	YDS	TK	S	A			FF	FR	S	A
01/10	at Titans	P	2	2	0	0.0	0.0	0	0	1	0	0	0	0	0	0	0	0	0	0	0	0	0	0	0	0	W	20-13
01/16	at Bills	S	2	1	1	0.0	0.0	0	0	0	0	0	0	0	0	0	0	0	0	0	0	0	0	0	0	0	L	3-17
2020 TOTALS		2-1	4	3	1	0.0	0.0	0	0	1	0	0	0	0	0	0	0	0	0	0	0	0	0	0	0	0	1-1	



ELANDON ^{LB}
ROBERTS

HEIGHT: 6-1
WEIGHT: 238
COLLEGE: Houston
BORN: April 22, 1994

HOW ACQUIRED: FA '23
NFL EXPERIENCE: 9th year
BIRTHPLACE: Port Arthur, TX



PRO CAREER

- ✦ Has played in 123 games (91 starts) in his eight-year NFL career (New England 2016-19; Miami 2020-22; Pittsburgh 2023)
- ✦ Has registered 550 tackles (325 solo), 47 tackles for loss, 29 quarterback hits, 13.5 sacks, 12 passes defended, four forced fumbles, two fumble recoveries, one interception, one interception returned for a touchdown and one receiving touchdown
- ✦ Has played in 12 postseason contests (nine starts) and registered 39 tackles (24 solo), three quarterback hits and one tackle for loss
- ✦ Served as a defensive team captain for four consecutive seasons (2019-22)
- ✦ Two-time Super Bowl champion with New England (LI and LIII)
- ✦ Recipient of the 2021 Ed Block Courage Award (Miami recipient) and 2020 Nat Moore Community Service Award
- ✦ Made NFL debut in Week 2 of 2016 (vs. Miami)
- ✦ Made NFL starting debut in Week 6 of 2016 (vs. Cincinnati)

2023 (STEELERS)

- ✦ Played in 16 regular-season games (15 starts)
- ✦ Registered 101 tackles (68 solo), 2.5 sacks, six quarterback hits, 10 tackles for loss and two passes defended
- ✦ Eclipsed 100 tackles in a season for the second straight year
- ✦ Ranked first on the team in tackles, solo stops and assisted tackles, and second in tackles for loss
- ✦ Registered a career-high 15 tackles (11 solo) in Week 11 at Cleveland; added two tackles for loss
- ✦ Recorded 10 tackles (five solo), two quarterback hits and one tackle for loss in Week 4 at Houston

2022 (DOLPHINS)

- ✦ Started all 17 regular-season games
- ✦ Set career-highs in tackles (104), tackles for loss (10), quarterback hits (six) and sacks (4.5)
- ✦ Ranked first on the team in total tackles, second in tackles for loss and third in solo tackles (65) and sacks
- ✦ Recorded the second multi-sack game of his career with 1.5 sacks in Week 6 vs. Minnesota
- ✦ Registered double-digit tackles in a single game for the second time in his career with 10 in Week 9 at Chicago
- ✦ Eclipsed 100 tackles for the first time in his career in Week 17 at New England

2021 (DOLPHINS)

- ✦ Played in all 17 regular-season games (15 starts)
- ✦ Registered 83 tackles (42 solo), 1.0 sack, one interception, six tackles for loss, four passes defended, two forced fumbles and one interception returned for TD
- ✦ Caught the first interception of his career in Week 3 at Las Vegas and returned it 85 yards for a touchdown, the third-longest interception return of the season
- ✦ Added on a forced fumble at Las Vegas to mark his first multi-turnover game

2020 (DOLPHINS)

- ✦ Played in 13 games (11 starts)
- ✦ Amassed 58 tackles (31 solo), 1.5 sacks, seven tackles for loss, three quarterback hits, one forced fumble and one fumble recovery
- ✦ Returned one kickoff for 13 yards in Week 15 vs. New England
- ✦ Recovered a fumble forced by CB Xavien Howard in the third quarter of the Week 15 victory

2019 (PATRIOTS)

- ✦ Played in all 16 games with three starts
- ✦ Registered 28 tackles (18 solo), 1.0 sack, three quarterback hits, one tackle for loss and one pass defended
- ✦ Helped the defense lead the NFL in fewest total yards allowed per game (275.9) and points allowed per game (14.1)
- ✦ Caught a receiving touchdown for 38 yards in Week 17 vs. Miami, the longest receiving touchdown by a linebacker since the 1970 merger
- ✦ Became just the third defensive player in Patriots history to score an offensive touchdown

2018 (PATRIOTS)

- ✦ Appeared in all 16 regular-season games (11 starts)
- ✦ Recorded 63 tackles (30 solo), six tackles for loss, four passes defended, two quarterback hits and 1.0 sacks
- ✦ Registered seven tackles (six solo) and one tackle for loss in three playoff appearances

2017 (PATRIOTS)

- ✦ Played in 15 regular-season games (14 starts)
- ✦ Amassed 67 tackles (45 solo), four tackles for loss, three quarterback hits, 2.0 sacks, one fumble recovery and one pass defended
- ✦ Set a single-game high in sacks and recorded the first multi-sack game of his career with 2.0 in Week 12 vs. Miami
- ✦ Recorded 15 tackles (seven solo) in three postseason starts

2016 (PATRIOTS)

- ✦ Appeared in 13 games (five starts) as a rookie
- ✦ Registered 44 tackles (25 solo), three quarterback hits, two tackles for loss and one forced fumble
- ✦ Set a single-game high in tackles (11) and forced the first fumble of his career in Week 16 vs. New York Jets
- ✦ Appeared in all three playoff games, starting two, and registered seven tackles (five solo)

TRANSACTIONS

- ✦ Signed a two-year contract with Pittsburgh on Mar. 16, 2023
- ✦ Signed a one-year contract extension with Miami on Mar. 15, 2022
- ✦ Signed a one-year contract with Miami on Mar. 24, 2021
- ✦ Signed a one-year contract with Miami on Mar. 18, 2020
- ✦ Signed a four-year contract with New England on May 7, 2016
- ✦ Drafted by New England in the sixth round (214th overall) of the 2016 NFL Draft

PERSONAL

- ✦ Attended Memorial High School (TX)
- ✦ Named to Port Arthur News 40th Annual Super Team and the 21-5A all-district first team
- ✦ Also a member of the school's track and field team
- ✦ Son of Stephanie and Eli Roberts

COLLEGE

- ✦ Played in 34 games at Houston (2013-15) after transferring from Morgan State
- ✦ Finished at Houston with 175 tackles (109 solo), 23.5 tackles for loss, 7.0 sacks, six passes defended, two forced fumbles and one interception
- ✦ As a senior, led the nation with 88 solo tackles while ranking fourth nationally and leading The American with 142 total tackles
- ✦ Served as a team captain in 2015
- ✦ 2016 NFLPA Collegiate Bowl Invitee, 2015 Phil Steele's AAC First Team and 2015 All-ACC First Team
- ✦ In 2012, his 107 tackles at Morgan State ranked second in school history and earned him All-MEAC second team honors

REGULAR SEASON COMPARISON: DEFENSIVE - BALTIMORE RAVENS

DATE	OPP	W/L	GP/GS	TACKLES					SACK	YDS.	INT	TFL	PD	QBH	MISC		
				TOT	SOLO	ASST	TOT	SOLO							FF	FR	FR
12/12/16	NE vs. BLT	W	P	0	0	0	0.0	0.0	0	0	0	0	0	0	0	0	0
11/3/19	NE @ BLT	L	P	4	2	2	0.0	0.0	0	0	0	0	0	0	0	0	0
11/13/21	MIA vs. BLT	W	S	6	2	4	1.0	7.0	0	1	0	0	1	0	0	0	0
9/18/22	MIA @ BLT	W	S	4	2	2	0.0	0.0	0	1	0	0	0	0	0	0	0
10/8/23	PIT vs. BLT	W	S	8	5	3	0.0	0.0	0	0	0	0	0	0	0	0	0
1/6/24	PIT @ BLT	W	S	1	1	0	0.0	0.0	0	0	0	0	0	0	0	0	0
11/17/24	PIT vs. BLT	W	S	3	0	3	0.0	0.0	0	0	0	0	0	0	0	0	0
12/21/24	PIT @ BLT	L	S	2	1	1	0.0	0.0	0	1	0	0	0	0	0	0	0
TOTALS			6/2	8/6	28	13	15	1.0	7.0	0	3	0	1	0	0	0	0

ELANDON ROBERTS' NFL REGULAR SEASON DEFENSIVE STATISTICS

DATE	TEAM	GP	GS	TACKLES					INTERCEPTIONS				O. FUMB			ST			MISC								
				TK	S	A	TFL	YDS	SK	YDS	QBH	NO	YDS	LG	TD	PD	FF	FR	TD	YDS	TK	S	A	FF	FR	S	A
2016	Patriots	13	5	44	25	19	2	5	0.0	0.0	3	0	0	0	0	1	0	0	0	1	0	1	0	0	0	0	0
2017	Patriots	15	14	67	45	22	4	16	2.0	13.0	3	0	0	0	0	1	0	0	0	0	0	0	0	0	0	0	0
2018	Patriots	16	11	63	30	33	6	18	1.0	7.0	2	0	0	0	0	4	0	0	0	0	0	2	1	1	0	0	0
2019	Patriots	16	3	28	18	10	1	11	1.0	11.0	3	0	0	0	0	1	0	0	0	0	0	1	0	1	0	0	0
2020	Dolphins	12	10	61	33	28	8	20	1.5	11.5	4	0	0	0	0	1	1	0	0	0	0	0	0	0	0	0	0
2021	Dolphins	17	15	83	42	41	6	14	1.0	7.0	2	1	85	85t	1	4	2	0	0	0	0	0	0	0	0	0	0
2022	Dolphins	17	17	104	65	39	10	55	4.5	43.0	6	0	0	0	0	0	0	0	0	0	0	3	3	0	0	0	0
2023	Steelers	16	15	101	68	33	10	31	2.5	19.5	6	0	0	0	0	2	0	0	0	0	0	0	0	0	0	0	0
2024	Steelers	17	14	46	24	22	5	18	1.0	9.0	4	0	0	0	0	1	0	0	0	0	0	0	0	0	0	0	0
NFL TOTALS		139	104	597	350	247	52	188	14.5	121.0	33	1	85	85t	1	12	5	2	0	0	7	4	3	0	0	0	0

ELANDON ROBERTS' NFL POSTSEASON DEFENSIVE STATISTICS

DATE	TEAM	GP	GS	TACKLES					INTERCEPTIONS				O. FUMB			ST			MISC								
				TK	S	A	TFL	YDS	SK	YDS	QBH	NO	YDS	LG	TD	PD	FF	FR	TD	YDS	TK	S	A	FF	FR	S	A
2016	Patriots	3	2	7	5	2	0	0	0.0	0.0	0	0	0	0	0	0	0	0	0	0	0	0	0	0	0	0	0
2017	Patriots	3	3	15	7	8	0	0	0.0	0.0	0	0	0	0	0	0	0	0	0	0	0	0	0	0	0	0	0
2018	Patriots	3	1	7	6	1	1	2	0.0	0.0	0	0	0	0	0	0	0	0	0	0	0	0	0	0	0	0	0
2019	Patriots	1	1	2	1	1	0	0	0.0	0.0	0	0	0	0	0	0	0	0	0	0	0	0	0	0	0	0	0
2022	Dolphins	1	1	3	2	1	0	0	0.0	0.0	2	0	0	0	0	0	0	0	0	0	0	0	0	0	0	0	0
2023	Steelers	1	1	5	3	2	0	0	0.0	0.0	1	0	0	0	0	1	0	0	0	0	0	0	0	0	0	0	0
NFL TOTALS		12	9	39	24	15	1	2	0.0	0.0	3	0	0	0	0	1	0	0	0	0	0	0	0	0	0	0	0

SINGLE-GAME HIGHS: DEFENSIVE

Total Tackles	15 at Cleveland Browns, Nov 19, 2023 11 vs. New York Jets, Dec 24, 2016	Fumble Recoveries	1 vs. New England Patriots, Dec 20, 2020 1 vs. Carolina Panthers, Oct 01, 2017
Solo Tackles	11 at Cleveland Browns, Nov 19, 2023 8 at Indianapolis Colts, Dec 16, 2023	Tackles For Loss	2 at Cleveland Browns, Nov 19, 2023 2 vs. San Francisco 49ers, Sep 10, 2023 ...4 more at 2.
Sacks	2.0 vs. Miami Dolphins, Nov 26, 2017 1.5 vs. Jacksonville Jaguars, Oct 29, 2023 ...1 more at 1.5.	Interceptions	1 at Las Vegas Raiders, Sep 26, 2021
Passes Defensed	1 vs. New England Patriots, Dec 07, 2023 1 vs. Green Bay Packers, Nov 12, 2023 ...10 more at 1.	Interception Return Yards	85 at Las Vegas Raiders, Sep 26, 2021
Forced Fumbles	1 vs. Dallas Cowboys, Oct 06, 2024 1 at Buffalo Bills, Oct 31, 2021 ...3 more at 1.	Special Teams Tackles	2 vs. Houston Texans, Sep 09, 2018 1 at New England Patriots, Jan 01, 2023 ...4 more at 1.

SINGLE-GAME HIGHS - POSTSEASON: DEFENSIVE

Total Tackles	7 vs. Jacksonville Jaguars, Jan 21, 2018 6 vs. Philadelphia Eagles, Feb 04, 2018 5 at Buffalo Bills, Jan 15, 2024 3 at Buffalo Bills, Jan 15, 2023 3 at Kansas City Chiefs, Jan 20, 2019 ...2 more at 3.	Passes Defensed	1 at Buffalo Bills, Jan 15, 2024
Solo Tackles	3 at Buffalo Bills, Jan 15, 2024 3 at Kansas City Chiefs, Jan 20, 2019 3 vs. Jacksonville Jaguars, Jan 21, 2018 2 at Buffalo Bills, Jan 15, 2023 ...5 more at 2.	Tackles For Loss	1 at Kansas City Chiefs, Jan 20, 2019

2024 GAME-BY-GAME REGULAR-SEASON STATISTICS (STEELERS)

DATE	OPPONENT	P/S	TACKLES							INTERCEPTIONS				O. FUMB			ST				MISC		W/L	SCORE			
			TK	S	A	SK	YDS	TFL	YDS	QBH	NO	YDS	LG	TD	PD	FF	FR	TD	YDS	TK	S	A			FF	FR	S
09/08	at Falcons	S	0	0	0	0.0	0.0	0	0	0	0	0	0	0	0	0	0	0	0	0	0	0	0	0	0	W	18-10
09/15	at Broncos	S	2	2	0	0.0	0.0	0	0	0	0	0	0	0	0	0	0	0	0	0	0	0	0	0	0	W	13-6
09/22	Chargers	S	4	3	1	1.0	9.0	1	9	1	0	0	0	0	0	0	0	0	0	0	0	0	0	0	0	W	20-10
09/29	at Colts	P	3	0	3	0.0	0.0	0	0	0	0	0	0	0	0	0	0	0	0	0	0	0	0	0	0	L	24-27
10/06	Cowboys	S	3	3	0	0.0	0.0	0	0	0	0	0	0	0	1	0	0	0	0	0	0	0	0	0	0	L	17-20
10/13	at Raiders	S	5	3	2	0.0	0.0	1	1	1	0	0	0	0	0	0	0	0	0	0	0	0	0	0	0	W	32-13
10/20	Jets	P	0	0	0	0.0	0.0	0	0	0	0	0	0	0	0	0	0	0	0	0	0	0	0	0	0	W	37-15
10/28	Giants	P	3	2	1	0.0	0.0	1	2	0	0	0	0	0	0	0	0	0	0	0	0	0	0	0	0	W	26-18
11/10	at Commanders	S	5	4	1	0.0	0.0	0	0	0	0	0	0	0	0	0	0	0	0	0	0	0	0	0	0	W	28-27
11/17	Ravens	S	3	0	3	0.0	0.0	0	0	0	0	0	0	0	0	0	0	0	0	0	0	0	0	0	0	W	18-16
11/21	at Browns	S	3	0	3	0.0	0.0	0	0	1	0	0	0	0	0	0	0	0	0	0	0	0	0	0	0	L	19-24
12/01	at Bengals	S	1	0	1	0.0	0.0	0	0	1	0	0	0	0	0	0	0	0	0	0	0	0	0	0	0	W	44-38
12/08	Browns	S	3	1	2	0.0	0.0	1	5	0	0	0	0	0	0	0	0	0	0	0	0	0	0	0	0	W	27-14
12/15	at Eagles	S	4	2	2	0.0	0.0	0	0	0	0	0	0	0	0	0	0	0	0	0	0	0	0	0	0	L	13-27
12/21	at Ravens	S	2	1	1	0.0	0.0	1	1	0	0	0	0	0	0	0	0	0	0	0	0	0	0	0	0	L	17-34
12/25	Chiefs	S	3	2	1	0.0	0.0	0	0	0	0	0	0	0	0	0	0	0	0	0	0	0	0	0	0	L	10-29
01/04	Bengals	S	2	1	1	0.0	0.0	0	0	0	0	0	0	0	0	0	0	0	0	0	0	0	0	0	0	L	17-19
2024 TOTALS		17-14	46	24	22	1.0	9.0	5	18	4	0	0	0	0	1	0	0	0	0	0	0	0	0	0	0	10-7	

2023 GAME-BY-GAME REGULAR-SEASON STATISTICS (STEELERS)

DATE	OPPONENT	P/S	TACKLES							INTERCEPTIONS				O. FUMB			ST				MISC		W/L	SCORE								
			TK	S	A	SK	YDS	TFL	YDS	QBH	NO	YDS	LG	TD	PD	FF	FR	TD	YDS	TK	S	A			FF	FR	S	A				
09/10	49ers	S	8	6	2	0.0	0.0	2	2	0	0	0	0	0	0	0	0	0	0	0	0	0	0	0	0	L	7-30					
09/18	Browns	S	2	2	0	0.0	0.0	0	0	0	0	0	0	0	0	0	0	0	0	0	0	0	0	0	0	W	26-22					
09/24	at Raiders	S	3	1	2	0.0	0.0	0	0	0	0	0	0	0	0	0	0	0	0	0	0	0	0	0	0	W	23-18					
10/01	at Texans	S	10	5	5	0.0	0.0	1	0	2	0	0	0	0	0	0	0	0	0	0	0	0	0	0	0	L	6-30					
10/08	Ravens	S	8	5	3	0.0	0.0	0	0	0	0	0	0	0	0	0	0	0	0	0	0	0	0	0	0	W	17-10					
10/22	at Rams	P	3	3	0	0.0	0.0	0	0	0	0	0	0	0	0	0	0	0	0	0	0	0	0	0	0	W	24-17					
10/29	Jaguars	S	5	4	1	1.5	9.5	1	6	2	0	0	0	0	0	0	0	0	0	0	0	0	0	0	0	L	10-20					
11/02	Titans	S	9	4	5	0.0	0.0	1	1	0	0	0	0	0	0	0	0	0	0	0	0	0	0	0	0	W	20-16					
11/12	Packers	S	8	6	2	0.0	0.0	1	2	0	0	0	0	1	0	0	0	0	0	0	0	0	0	0	0	W	23-19					
11/19	at Browns	S	15	11	4	0.0	0.0	2	4	0	0	0	0	0	0	0	0	0	0	0	0	0	0	0	0	L	10-13					
11/26	at Bengals	S	6	4	2	0.0	0.0	1	6	0	0	0	0	0	0	0	0	0	0	0	0	0	0	0	0	W	16-10					
12/03	Cardinals	S	3	1	2	0.0	0.0	0	0	0	0	0	0	0	0	0	0	0	0	0	0	0	0	0	0	L	10-24					
12/07	Patriots	S	6	2	4	1.0	10.0	1	10	1	0	0	0	1	0	0	0	0	0	0	0	0	0	0	0	L	18-21					
12/16	at Colts	S	9	8	1	0.0	0.0	0	0	1	0	0	0	0	0	0	0	0	0	0	0	0	0	0	0	L	13-30					
12/23	Bengals	S	5	5	0	0.0	0.0	0	0	0	0	0	0	0	0	0	0	0	0	0	0	0	0	0	0	W	34-11					
12/31	at Seahawks										ON INACTIVE LIST																				W	30-23
01/06	at Ravens	S	1	1	0	0.0	0.0	0	0	0	0	0	0	0	0	0	0	0	0	0	0	0	0	0	0	0	W	17-10				
2023 TOTALS		16-15	101	68	33	2.5	19.5	10	31	6	0	0	0	0	2	0	0	0	0	0	0	0	0	0	0	0	10-7					

2022 GAME-BY-GAME REGULAR-SEASON STATISTICS (DOLPHINS)

Table with columns: DATE, OPPONENT, P/S, TACKLES (TK, S, A, SK, YDS, TFL, YDS, QBH), INTERCEPTIONS (NO, YDS, LG, TD, PD), O. FUMB (FF, FR, TD, YDS), ST (TK, S, A, FF, FR), MISC (S, A), W/L, SCORE. Rows include games from 09/11 to 01/08 and a 2022 TOTALS row.

2021 GAME-BY-GAME REGULAR-SEASON STATISTICS (DOLPHINS)

Table with columns: DATE, OPPONENT, P/S, TACKLES (TK, S, A, SK, YDS, TFL, YDS, QBH), INTERCEPTIONS (NO, YDS, LG, TD, PD), O. FUMB (FF, FR, TD, YDS), ST (TK, S, A, FF, FR), MISC (S, A), W/L, SCORE. Rows include games from 09/12 to 01/09 and a 2021 TOTALS row.

2020 GAME-BY-GAME REGULAR-SEASON STATISTICS (DOLPHINS)

Table with columns: DATE, OPPONENT, P/S, TACKLES (TK, S, A, SK, YDS, TFL, YDS, QBH), INTERCEPTIONS (NO, YDS, LG, TD, PD), O. FUMB (FF, FR, TD, YDS), ST (TK, S, A, FF, FR), MISC (S, A), W/L, SCORE. Rows include games from 09/13 to 01/03 and a 2020 TOTALS row.

2019 GAME-BY-GAME REGULAR-SEASON STATISTICS (PATRIOTS)

Table with columns: DATE, OPPONENT, P/S, TACKLES (TK, S, A, SK, YDS, TFL, YDS, QBH), INTERCEPTIONS (NO, YDS, LG, TD, PD), O. FUMB (FF, FR, TD, YDS), ST (TK, S, A, FF, FR), MISC (S, A), W/L, SCORE. Rows include games from 09/08 to 12/29 and a 2019 TOTALS row.

2018 GAME-BY-GAME REGULAR-SEASON STATISTICS (PATRIOTS)

DATE	OPPONENT	P/S	TACKLES							INTERCEPTIONS				O. FUMB			ST			MISC		W/L	SCORE				
			TK	S	A	SK	YDS	TFL	YDS	QBH	NO	YDS	LG	TD	PD	FF	FR	TD	YDS	TK	S			A	FF	FR	S
09/09	Texans	P	3	0	3	0.0	0.0	0	0	0	0	0	0	0	0	0	0	0	2	1	1	0	0	0	0	W	27-20
09/16	at Jaguars	S	1	1	0	0.0	0.0	0	0	0	0	0	0	0	0	0	0	0	0	0	0	0	0	0	0	L	20-31
09/23	at Lions	S	7	4	3	0.0	0.0	2	7	0	0	0	0	0	0	0	0	0	0	0	0	0	0	0	0	L	10-26
09/30	Dolphins	S	3	1	2	0.0	0.0	1	1	0	0	0	0	0	1	0	0	0	0	0	0	0	0	0	0	W	38-7
10/04	Colts	S	6	3	3	0.0	0.0	0	0	0	0	0	0	0	0	0	0	0	0	0	0	0	0	0	0	W	38-24
10/14	Chiefs	S	7	2	5	0.0	0.0	0	0	0	0	0	0	0	1	0	0	0	0	0	0	0	0	0	0	W	43-40
10/21	at Bears	S	2	1	1	0.0	0.0	0	0	1	0	0	0	0	1	0	0	0	0	0	0	0	0	0	0	W	38-31
10/29	at Bills	S	6	4	2	0.0	0.0	0	0	0	0	0	0	0	1	0	0	0	0	0	0	0	0	0	0	W	25-6
11/04	Packers	P	0	0	0	0.0	0.0	0	0	0	0	0	0	0	0	0	0	0	0	0	0	0	0	0	0	W	31-17
11/11	at Titans	P	6	4	2	1.0	7.0	2	9	1	0	0	0	0	0	0	0	0	0	0	0	0	0	0	0	L	10-34
11/25	at Jets	S	5	3	2	0.0	0.0	1	1	0	0	0	0	0	0	0	0	0	0	0	0	0	0	0	0	W	27-13
12/02	Vikings	S	5	2	3	0.0	0.0	0	0	0	0	0	0	0	0	0	0	0	0	0	0	0	0	0	0	W	24-10
12/09	at Dolphins	S	2	1	1	0.0	0.0	0	0	0	0	0	0	0	0	0	0	0	0	0	0	0	0	0	0	L	33-34
12/16	at Steelers	P	1	1	0	0.0	0.0	0	0	0	0	0	0	0	0	0	0	0	0	0	0	0	0	0	0	L	10-17
12/23	Bills	S	3	2	1	0.0	0.0	0	0	0	0	0	0	0	0	0	0	0	0	0	0	0	0	0	0	W	24-12
12/30	at Jets	P	6	1	5	0.0	0.0	0	0	0	0	0	0	0	0	0	0	0	0	0	0	0	0	0	0	W	38-3
2018 TOTALS		16-11	63	30	33	1.0	7.0	6	18	2	0	0	0	0	4	0	0	0	0	2	1	1	0	0	0	11-5	

2017 GAME-BY-GAME REGULAR-SEASON STATISTICS (PATRIOTS)

DATE	OPPONENT	P/S	TACKLES							INTERCEPTIONS				O. FUMB			ST			MISC		W/L	SCORE					
			TK	S	A	SK	YDS	TFL	YDS	QBH	NO	YDS	LG	TD	PD	FF	FR	TD	YDS	TK	S			A	FF	FR	S	A
09/07	Chiefs	P	0	0	0	0.0	0.0	0	0	0	0	0	0	0	0	0	0	0	0	0	0	0	0	0	0	0	L	27-42
09/17	at Saints	S	8	7	1	0.0	0.0	0	0	0	0	0	0	0	0	0	0	0	0	0	0	0	0	0	0	0	W	36-20
09/24	Texans	S	9	6	3	0.0	0.0	0	0	0	0	0	0	0	0	0	0	0	0	0	0	0	0	0	0	0	W	36-33
10/01	Panthers	S	5	4	1	0.0	0.0	0	0	0	0	0	0	0	0	0	1	0	0	0	0	0	0	0	0	0	L	30-33
10/05	at Buccaneers	S	3	4	0	0.0	0.0	0	0	1	0	0	0	0	0	0	0	0	0	0	0	0	0	0	0	0	W	19-14
10/15	at Jets	S	0	0	0	0.0	0.0	0	0	0	0	0	0	0	0	0	0	0	0	0	0	0	0	0	0	0	W	24-17
10/22	Falcons										ON INACTIVE LIST																W	23-7
10/29	Chargers	S	6	5	1	0.0	0.0	1	2	0	0	0	0	0	0	0	0	0	0	0	0	0	0	0	0	0	W	21-13
11/12	at Broncos	S	4	1	3	0.0	0.0	0	0	0	0	0	0	0	0	0	0	0	0	0	0	0	0	0	0	0	W	41-16
11/19	at Raiders	S	4	3	1	0.0	0.0	0	0	0	0	0	0	0	1	0	0	0	0	0	0	0	0	0	0	0	W	33-8
11/26	Dolphins	S	4	3	1	2.0	13.0	2	13	2	0	0	0	0	0	0	0	0	0	0	0	0	0	0	0	0	W	35-17
12/03	at Bills	S	3	3	0	0.0	0.0	0	0	0	0	0	0	0	0	0	0	0	0	0	0	0	0	0	0	0	W	23-3
12/11	at Dolphins	S	7	5	2	0.0	0.0	1	1	0	0	0	0	0	0	0	0	0	0	0	0	0	0	0	0	0	L	20-27
12/17	at Steelers	S	6	2	4	0.0	0.0	0	0	0	0	0	0	0	0	0	0	0	0	0	0	0	0	0	0	0	W	27-24
12/24	Bills	S	6	2	4	0.0	0.0	0	0	0	0	0	0	0	0	0	0	0	0	0	0	0	0	0	0	0	W	37-16
12/31	Jets	S	2	1	1	0.0	0.0	0	0	0	0	0	0	0	0	0	0	0	0	0	0	0	0	0	0	0	W	26-6
2017 TOTALS		15-14	67	45	22	2.0	13.0	4	16	3	0	0	0	0	1	0	1	0	0	0	0	0	0	0	0	13-3		

2016 GAME-BY-GAME REGULAR-SEASON STATISTICS (PATRIOTS)

DATE	OPPONENT	P/S	TACKLES							INTERCEPTIONS				O. FUMB			ST			MISC		W/L	SCORE						
			TK	S	A	SK	YDS	TFL	YDS	QBH	NO	YDS	LG	TD	PD	FF	FR	TD	YDS	TK	S			A	FF	FR	S	A	
09/11	at Cardinals										INACTIVE																	W	23-21
09/18	Dolphins	P	1	0	1	0.0	0.0	0	0	0	1	0	0	0	0	0	0	0	0	0	0	0	0	0	0	0	0	W	31-24
09/22	Texans																										W	27-0	
10/02	Bills																										L	0-16	
10/09	at Browns	P	7	6	1	0.0	0.0	1	2	0	0	0	0	0	0	0	0	0	0	0	0	0	0	0	0	0	W	33-13	
10/16	Bengals	S	6	1	5	0.0	0.0	0	0	0	0	0	0	0	0	0	0	0	0	0	0	0	0	0	0	0	W	35-17	
10/23	at Steelers	P	1	1	0	0.0	0.0	0	0	0	0	0	0	0	0	0	0	0	0	0	0	0	0	0	0	0	W	27-16	
10/30	at Bills	S	5	4	1	0.0	0.0	0	0	0	0	0	0	0	0	0	0	0	0	0	0	0	0	0	0	0	W	41-25	
11/13	Seahawks	S	4	1	3	0.0	0.0	0	0	1	0	0	0	0	0	0	0	0	0	0	0	0	0	0	0	0	L	24-31	
11/20	at 49ers	P	1	0	1	0.0	0.0	0	0	0	0	0	0	0	0	0	0	0	0	0	0	0	0	0	0	0	W	30-17	
11/27	at Jets	P	1	1	0	0.0	0.0	1	3	0	0	0	0	0	0	0	0	0	0	0	0	0	0	0	0	0	W	22-17	
12/04	Rams	P	0	0	0	0.0	0.0	0	0	0	0	0	0	0	0	0	0	0	0	0	0	0	0	0	0	0	W	26-10	
12/12	Ravens	P	0	0	0	0.0	0.0	0	0	0	0	0	0	0	0	0	0	0	0	0	0	0	0	0	0	0	W	30-23	
12/18	at Broncos	S	0	0	0	0.0	0.0	0	0	0	0	0	0	0	0	0	0	0	0	0	0	0	0	0	0	0	W	16-3	
12/24	Jets	P	11	5	6	0.0	0.0	0	0	0	0	0	0	0	0	1	0	0	0	0	0	0	0	0	0	0	W	41-3	
01/01	at Dolphins	S	7	6	1	0.0	0.0	0	0	1	0	0	0	0	0	0	0	0	0	0	0	0	0	0	0	0	W	35-14	
2016 TOTALS		13-5	44	25	19	0.0	0.0	2	5	3	0	0	0	0	0	1	0	0	0	0	0	0	0	0	0	14-2			

2023 GAME-BY-GAME POSTSEASON STATISTICS (STEELERS)

DATE	OPPONENT	P/S	TACKLES							INTERCEPTIONS				O. FUMB			ST			MISC		W/L	SCORE					
			TK	S	A	SK	YDS	TFL	YDS	QBH	NO	YDS	LG	TD	PD	FF	FR	TD	YDS	TK	S			A	FF	FR	S	A
01/15	at Bills	S	5	3	2	0.0	0.0	0	0	0	1	0	0	0	0	1	0	0	0	0	0	0	0	0	0	0	L	17-31
2023 TOTALS		1-1	5	3	2	0.0	0.0	0	0	0	1	0	0	0	0	1	0	0	0	0	0	0	0	0	0	0	0-1	

2022 GAME-BY-GAME POSTSEASON STATISTICS (DOLPHINS)

DATE	OPPONENT	P/S	TACKLES							INTERCEPTIONS				O. FUMB			ST			MISC		W/L	SCORE
			TK	S	A	SK	YDS	TFL	YDS	QBH	NO	YDS	LG	TD	PD	FF	FR	TD	YDS	TK	S		
01/15	at Bills	S	3	2	1	0.0	0.0	0	0	0	2	0											

2018 GAME-BY-GAME POSTSEASON STATISTICS (PATRIOTS)

DATE	OPPONENT	P/S	TACKLES						INTERCEPTIONS					O. FUMB			ST				MISC		SCORE						
			TK	S	A	SK	YDS	TFL	YDS	QBH	NO	YDS	LG	TD	PD	FF	FR	TD	YDS	TK	S	A		FF	FR	S	A	W/L	
01/13	Chargers	S	3	2	1	0.0	0.0	0	0	0	0	0	0	0	0	0	0	0	0	0	0	0	0	0	0	0	0	W	41-28
01/20	at Chiefs	P	3	3	0	0.0	0.0	1	2	0	0	0	0	0	0	0	0	0	0	0	0	0	0	0	0	0	W	37-31+	
02/03	at Rams	P	1	1	0	0.0	0.0	0	0	0	0	0	0	0	0	0	0	0	0	0	0	0	0	0	0	0	W	13-3	
2018 TOTALS		3-1	7	6	1	0.0	0.0	1	2	0	0	0	0	0	0	0	0	0	0	0	0	0	0	0	0	0	3-0		

+ - Overtime

2017 GAME-BY-GAME POSTSEASON STATISTICS (PATRIOTS)

DATE	OPPONENT	P/S	TACKLES						INTERCEPTIONS					O. FUMB			ST				MISC		SCORE					
			TK	S	A	SK	YDS	TFL	YDS	QBH	NO	YDS	LG	TD	PD	FF	FR	TD	YDS	TK	S	A		FF	FR	S	A	W/L
01/13	Titans	S	2	2	0	0.0	0.0	0	0	0	0	0	0	0	0	0	0	0	0	0	0	0	0	0	0	0	W	35-14
01/21	Jaguars	S	7	3	4	0.0	0.0	0	0	0	0	0	0	0	0	0	0	0	0	0	0	0	0	0	0	0	W	24-20
02/04	Eagles	S	6	2	4	0.0	0.0	0	0	0	0	0	0	0	0	0	0	0	0	0	0	0	0	0	0	0	L	33-41
2017 TOTALS		3-3	15	7	8	0.0	0.0	0	0	0	0	0	0	0	0	0	0	0	0	0	0	0	0	0	0	0	2-1	

2016 GAME-BY-GAME POSTSEASON STATISTICS (PATRIOTS)

DATE	OPPONENT	P/S	TACKLES						INTERCEPTIONS					O. FUMB			ST				MISC		SCORE					
			TK	S	A	SK	YDS	TFL	YDS	QBH	NO	YDS	LG	TD	PD	FF	FR	TD	YDS	TK	S	A		FF	FR	S	A	W/L
01/14	Texans	S	3	1	2	0.0	0.0	0	0	0	0	0	0	0	0	0	0	0	0	0	0	0	0	0	0	0	W	34-16
01/22	Steelers	S	2	2	0	0.0	0.0	0	0	0	0	0	0	0	0	0	0	0	0	0	0	0	0	0	0	0	W	36-17
02/05	at Falcons	P	2	2	0	0.0	0.0	0	0	0	0	0	0	0	0	0	0	0	0	0	0	0	0	0	0	0	W	34-28+
2016 TOTALS		3-2	7	5	2	0.0	0.0	0	0	0	0	0	0	0	0	0	0	0	0	0	0	0	0	0	0	3-0		

+ - Overtime



MARK^{LB} ROBINSON

HEIGHT: 5-11
WEIGHT: 235
COLLEGE: Mississippi
BORN: August 14, 1999

HOW ACQUIRED: D7a'22
NFL EXPERIENCE: 3rd year
BIRTHPLACE: Leesburg, GA



PRO CAREER

- ✦ Has played in 21 regular-season games (four starts) in his two-year NFL career (Pittsburgh 2022-23)
- ✦ Made NFL debut in Week 6 of 2022 (vs. Tampa Bay)
- ✦ Made NFL starting debut in Week 17 of 2022 (at Baltimore)

2023 (STEELERS)

- ✦ Played in all 17 regular-season games (two starts)
- ✦ Registered 25 tackles (19 solo), one quarterback hit, one tackle for loss and one forced fumble
- ✦ Had a career-high tying seven tackles (four solo) in Week 13 vs. Arizona
- ✦ Recorded three tackles on special teams

2022 (STEELERS)

- ✦ Played in four regular-season games (no starts)
- ✦ Registered eight tackles (three solo) and one tackle on special teams
- ✦ Had a season-high seven tackles in his first career start in Week 17 at Baltimore

TRANSACTIONS

- ✦ Signed a four-year contract with Pittsburgh on May 13, 2022
- ✦ Drafted by the Steelers in the seventh round (241st overall) of the 2022 NFL Draft

PERSONAL

- ✦ First-Team all-region selection at Lee County High School
- ✦ Son of Sykie Bradwell
- ✦ Full name is Mark Isaiah Robinson
- ✦ Born August 14, 1999

COLLEGE

- ✦ Played in 13 games (nine starts) in his only season at Ole Miss (2021)
- ✦ Registered 92 tackles (42 solo), 8.5 tackles for loss, 3.0 sacks and three QB hits
- ✦ Ranked second on the Rebels in tackles and third in TFLs
- ✦ Played two seasons as a running back at Southeast Missouri (2018-19)
- ✦ Saw action in 25 games and rushed for 909 yards and 11 TDs
- ✦ Played one season as a running back at Presbyterian College (2017)
- ✦ Saw action in all 11 games and made two starts as a freshman
- ✦ Gained 332 yards and led the team with five rushing TDs on 75 carries
- ✦ Named Big South Freshman of the Week after rushing for 86 yards and two TDs against Campbell

REGULAR SEASON COMPARISON: DEFENSIVE - BALTIMORE RAVENS

DATE	OPP	W/L	GP/GS	TACKLES					SACK	YDS.	INT	TFL	PD	QBH	TD	MISC		FR
				TOT	SOLO	ASST	FF	FR										
1/1/23	PIT @ BLT	W	S	7	2	5	0.0	0.0	0	0	0	0	0	0	0	0	0	
10/8/23	PIT vs. BLT	W	P	0	0	0	0.0	0.0	0	0	0	0	0	0	0	0		
1/6/24	PIT @ BLT	W	P	5	4	1	1.0	8.0	0	1	0	0	1	0	1	0		
11/17/24	PIT vs. BLT	W	P	0	0	0	0.0	0.0	0	0	0	0	0	0	0	0		
12/21/24	PIT @ BLT	L	P	1	1	0	0.0	0.0	0	0	0	0	0	0	0	0		
TOTALS		4/1	5/1	13	7	6	1.0	8.0	0	1	0	0	1	0	1	0		

MARK ROBINSON'S NFL REGULAR SEASON DEFENSIVE STATISTICS

DATE	TEAM	GP	GS	TK	S	TACKLES					INTERCEPTIONS					O. FUMB					ST					MISC					
						A	TFL	YDS	SK	YDS	QBH	NO	YDS	LG	TD	PD	FF	FR	TD	YDS	TK	S	A	FF	FR	S	A				
2022	Steelers	4	2	8	3	5	0	0.0	0.0	0	0	0	0	0	0	0	0	0	0	0	0	0	0	0	0	0	0	0	0	0	0
2023	Steelers	17	2	25	19	6	1	8	1.0	8.0	1	0	0	0	1	0	0	0	0	0	0	0	0	0	0	0	0	0	0	0	0
2024	Steelers	17	0	11	1	0	0	0	0.0	0.0	0	0	0	0	0	0	0	0	0	0	0	0	0	0	0	0	0	0	0	0	0
NFL TOTALS		38	4	34	23	11	1	8	1.0	8.0	1	0	0	0	1	0	0	0	0	0	0	0	0	0	0	0	0	0	0	0	0

MARK ROBINSON'S NFL POSTSEASON DEFENSIVE STATISTICS

DATE	TEAM	GP	GS	TACKLES							INTERCEPTIONS					O. FUMB			ST				MISC			
				TK	S	A	SK	YDS	TFL	YDS	QBH	NO	YDS	LG	TD	PD	FF	FR	TD	YDS	TK	S	A	FF	FR	S
2023	Steelers	1	0	5	3	2	0	0	0.0	0.0	0	0	0	0	0	0	0	0	0	0	0	0	0	0	0	0
NFL TOTALS		1	0	5	3	2	0	0	0.0	0.0	0	0	0	0	0	0	0	0	0	0	0	0	0	0	0	

SINGLE-GAME HIGHS: DEFENSIVE

- Total Tackles: 7 vs. Arizona Cardinals, Dec 03, 2023
- Forced Fumbles: 1 at Baltimore Ravens, Jan 06, 2024
- Tackles For Loss: 1 at Baltimore Ravens, Jan 06, 2024
- Solo Tackles: 4 at Baltimore Ravens, Jan 06, 2024
- Special Teams Tackles: 2 at Las Vegas Raiders, Sep 24, 2023
- 4 vs. Arizona Cardinals, Dec 03, 2023
- 1 vs. Arizona Cardinals, Dec 03, 2023
- Sacks: 1.0 at Baltimore Ravens, Jan 06, 2024
- ...3 more at 1.

SINGLE-GAME HIGHS - POSTSEASON: DEFENSIVE

- Total Tackles: 5 at Buffalo Bills, Jan 15, 2024
- Solo Tackles: 3 at Buffalo Bills, Jan 15, 2024

2024 GAME-BY-GAME REGULAR-SEASON STATISTICS (STEELERS)

DATE	OPPONENT	P/S	TACKLES							INTERCEPTIONS					O. FUMB			ST				MISC		W/L	SCORE		
			TK	S	A	SK	YDS	TFL	YDS	QBH	NO	YDS	LG	TD	PD	FF	FR	TD	YDS	TK	S	A	FF			FR	S
09/08	at Falcons	P	0	0	0	0.0	0.0	0	0	0	0	0	0	0	0	0	0	0	0	0	0	0	0	0	0	W	18-10
09/15	at Broncos	P	0	0	0	0.0	0.0	0	0	0	0	0	0	0	0	0	0	0	0	0	0	0	0	0	0	W	13-6
09/22	Chargers	P	0	0	0	0.0	0.0	0	0	0	0	0	0	0	0	0	0	0	0	0	0	0	0	0	0	W	20-10
09/29	at Colts	P	0	0	0	0.0	0.0	0	0	0	0	0	0	0	0	0	0	0	0	0	0	0	0	0	0	L	24-27
10/06	Cowboys	P	0	0	0	0.0	0.0	0	0	0	0	0	0	0	0	0	0	0	1	1	0	0	0	0	0	L	17-20
10/13	at Raiders	P	0	0	0	0.0	0.0	0	0	0	0	0	0	0	0	0	0	0	0	0	0	0	0	0	0	W	32-13
10/20	Jets	P	0	0	0	0.0	0.0	0	0	0	0	0	0	0	0	0	0	0	0	0	0	0	0	0	0	W	37-15
10/28	Giants	P	0	0	0	0.0	0.0	0	0	0	0	0	0	0	0	0	0	0	0	0	0	0	0	0	0	W	26-18
11/10	at Commanders	P	0	0	0	0.0	0.0	0	0	0	0	0	0	0	0	0	0	0	0	0	0	0	0	0	0	W	28-27
11/17	Ravens	P	0	0	0	0.0	0.0	0	0	0	0	0	0	0	0	0	0	0	1	1	0	0	0	0	0	W	18-16
11/21	at Browns	P	0	0	0	0.0	0.0	0	0	0	0	0	0	0	0	0	0	0	0	0	0	0	0	0	0	L	19-24
12/01	at Bengals	P	0	0	0	0.0	0.0	0	0	0	0	0	0	0	0	0	0	0	0	0	0	0	0	0	0	W	44-38
12/08	Browns	P	0	0	0	0.0	0.0	0	0	0	0	0	0	0	0	0	0	0	0	0	0	0	0	0	0	W	27-14
12/15	at Eagles	P	0	0	0	0.0	0.0	0	0	0	0	0	0	0	0	0	0	0	1	1	0	1	0	0	0	L	13-27
12/21	at Ravens	P	1	1	0	0.0	0.0	0	0	0	0	0	0	0	0	0	0	0	0	0	0	0	0	0	0	L	17-34
12/25	Chiefs	P	0	0	0	0.0	0.0	0	0	0	0	0	0	0	0	0	0	0	1	1	0	1	0	0	0	L	10-29
01/04	Bengals	P	0	0	0	0.0	0.0	0	0	0	0	0	0	0	0	0	0	0	1	1	0	0	0	0	0	L	17-19
2024 TOTALS			17-0	1	1	0	0.0	0.0	0	0	0	0	0	0	0	0	0	0	5	5	0	2	0	0	0	10-7	

2023 GAME-BY-GAME REGULAR-SEASON STATISTICS (STEELERS)

DATE	OPPONENT	P/S	TACKLES							INTERCEPTIONS					O. FUMB			ST				MISC		W/L	SCORE		
			TK	S	A	SK	YDS	TFL	YDS	QBH	NO	YDS	LG	TD	PD	FF	FR	TD	YDS	TK	S	A	FF			FR	S
09/10	49ers	P	0	0	0	0.0	0.0	0	0	0	0	0	0	0	0	0	0	0	0	0	0	0	0	0	0	L	7-30
09/18	Browns	P	0	0	0	0.0	0.0	0	0	0	0	0	0	0	0	0	0	0	0	0	0	0	0	0	0	W	26-22
09/24	at Raiders	P	2	2	0	0.0	0.0	0	0	0	0	0	0	0	0	0	0	0	2	2	0	0	0	0	0	W	23-18
10/01	at Texans	P	0	0	0	0.0	0.0	0	0	0	0	0	0	0	0	0	0	0	0	0	0	0	0	0	0	L	6-30
10/08	Ravens	P	0	0	0	0.0	0.0	0	0	0	0	0	0	0	0	0	0	0	0	0	0	0	0	0	0	W	17-10
10/22	at Rams	P	0	0	0	0.0	0.0	0	0	0	0	0	0	0	0	0	0	0	0	0	0	0	0	0	0	W	24-17
10/29	Jaguars	P	0	0	0	0.0	0.0	0	0	0	0	0	0	0	0	0	0	0	0	0	0	0	0	0	0	L	10-20
11/02	Titans	P	0	0	0	0.0	0.0	0	0	0	0	0	0	0	0	0	0	0	1	1	0	0	0	0	0	W	20-16
11/12	Packers	P	3	2	1	0.0	0.0	0	0	0	0	0	0	0	0	0	0	0	0	0	0	0	0	0	0	W	23-19
11/19	at Browns	P	0	0	0	0.0	0.0	0	0	0	0	0	0	0	0	0	0	0	1	0	1	0	0	0	0	L	10-13
11/26	at Bengals	P	0	0	0	0.0	0.0	0	0	0	0	0	0	0	0	0	0	0	0	0	0	0	0	0	0	W	16-10
12/03	Cardinals	P	7	4	3	0.0	0.0	0	0	0	0	0	0	0	0	0	0	0	1	0	1	0	0	0	0	L	10-24
12/07	Patriots	P	1	1	0	0.0	0.0	0	0	0	0	0	0	0	0	0	0	0	0	0	0	0	0	0	0	L	18-21
12/16	at Colts	S	3	3	0	0.0	0.0	0	0	0	0	0	0	0	0	0	0	0	0	0	0	0	0	0	0	L	13-30
12/23	Bengals	P	2	2	0	0.0	0.0	0	0	0	0	0	0	0	0	0	0	0	0	0	0	0	0	0	0	W	34-11
12/31	at Seahawks	S	2	1	1	0.0	0.0	0	0	0	0	0	0	0	0	0	0	0	0	0	0	0	0	0	0	W	30-23
01/06	at Ravens	P	5	4	1	1.0	8.0	1	8	1	0	0	0	0	0	1	0	0	0	0	0	0	0	0	0	W	17-10
2023 TOTALS			17-2	25	19	6	1.0	8.0	1	8	1	0	0	0	0	0	0	0	5	3	2	0	0	0	0	10-7	

2022 GAME-BY-GAME REGULAR-SEASON STATISTICS (STEELERS)

DATE	OPPONENT	P/S	TACKLES							INTERCEPTIONS					O. FUMB			ST				MISC		W/L	SCORE		
			TK	S	A	SK	YDS	TFL	YDS	QBH	NO	YDS	LG	TD	PD	FF	FR	TD	YDS	TK	S	A	FF			FR	S
09/11	at Bengals																									W	23-20+
09/18	Patriots																									L	14-17
09/22	at Browns																									L	17-29
10/02	Jets																									L	20-24
10/09	at Bills																									L	3-38
10/16	Buccaneers	P	0	0	0	0.0	0.0	0	0	0	0	0	0	0	0	0	0	0	0	0	0	0	0	0	0	W	20-18
10/23	at Dolphins																									L	10-16
10/30	at Eagles																									L	13-35
11/13	Saints																									W	20-10
11/20	Bengals																									L	30-37
11/28	at Colts																									W	24-17
12/04	at Falcons																									W	19-16
12/11	Ravens																									L	14-16
12/18	at Panthers	P	0	0	0	0.0	0.0	0	0	0	0	0	0	0	0	0	0	0	0	0	0	0	0	0	W	24-16	
12/24	Raiders																									W	13-10
01/01	at Ravens	S	7	2	5	0.0	0.0	0	0	0	0	0	0	0	0	0	0	0	0	0	0	0	0	0	W	16-13	
01/08	Browns	S	1	1	0	0.0	0.0	0	0	0	0	0	0	0	0	0	0	1	0	1	0	0	0	0	W	28-14	
2022 TOTALS		4-2	8	3	5	0.0	0.0	0	0	0	0	0	0	0	0	0	0	0	0	1	0	1	0	0	9-8		

+ - Overtime

2023 GAME-BY-GAME POSTSEASON STATISTICS (STEELERS)

DATE	OPPONENT	P/S	TACKLES							INTERCEPTIONS					O. FUMB			ST				MISC		W/L	SCORE		
			TK	S	A	SK	YDS	TFL	YDS	QBH	NO	YDS	LG	TD	PD	FF	FR	TD	YDS	TK	S	A	FF			FR	S
01/15	at Bills	P	5	3	2	0.0	0.0	0	0	0	0	0	0	0	0	0	0	0	0	0	0	0	0	0	0	L	17-31
2023 TOTALS		1-0	5	3	2	0.0	0.0	0	0	0	0	0	0	0	0	0	0	0	0	0	0	0	0	0	0-1		

MAX^G SCHARPING

HEIGHT: 6-6
WEIGHT: 325
COLLEGE: Northern Illinois
BORN: August 10, 1996

HOW ACQUIRED: PS '24 (WAS)
NFL EXPERIENCE: 6th year
BIRTHPLACE: Green Bay, WI



MAX SCHARPING'S NFL REGULAR SEASON STATISTICS

DATE	TEAM	GP	GS
2019	Texans	16	14
2020	Texans	15	8
2021	Texans	17	11
2023	Bengals	17	0
2024	Commanders	0	0
Went from Washington to Pittsburgh .			
2024	Steelers	2	0
2024	TOTAL	2	0
NFL TOTALS		67	33

MAX SCHARPING'S NFL POSTSEASON STATISTICS

DATE	TEAM	GP	GS
2019	Texans	2	2
2022	Bengals	3	3
NFL TOTALS		5	5

2024 GAME-BY-GAME REGULAR-SEASON STATISTICS (COMMANDERS/STEELERS)

DATE	OPPONENT	P/S		W/L	SCORE
09/08	at Buccaneers		DID NOT PLAY	L	20-37
10/06	Cowboys		Went from Commanders to Steelers .	L	17-20
10/13	at Raiders		ON INACTIVE LIST	W	32-13
10/20	Jets		ON INACTIVE LIST	W	37-15
10/28	Giants	P	DID NOT PLAY (NON-INJURY)	W	26-18
11/10	at Commanders		ON INACTIVE LIST	W	28-27
11/17	Ravens		ON INACTIVE LIST	W	18-16
11/21	at Browns		INACTIVE	L	19-24
12/01	at Bengals		ON INACTIVE LIST	W	44-38
12/08	Browns		ON INACTIVE LIST	W	27-14
12/15	at Eagles		DID NOT PLAY (NON-INJURY)	L	13-27
12/21	at Ravens		DID NOT PLAY (NON-INJURY)	L	17-34
12/25	Chiefs	P	DID NOT PLAY (NON-INJURY)	L	10-29
01/04	Bengals		DID NOT PLAY (NON-INJURY)	L	17-19
2024 TOTALS		2-0		7-7	

2023 GAME-BY-GAME REGULAR-SEASON STATISTICS (BENGALS)

DATE	OPPONENT	P/S		W/L	SCORE
09/10	at Browns	P		L	3-24
09/17	Ravens	P		L	24-27
09/25	Rams	P		W	19-16
10/01	at Titans	P		L	3-27
10/08	at Cardinals	P		W	34-20
10/15	Seahawks	P		W	17-13
10/29	at 49ers	P		W	31-17
11/05	Bills	P		W	24-18
11/12	Texans	P		L	27-30
11/16	at Ravens	P		L	20-34
11/26	Steelers	P		L	10-16
12/04	at Jaguars	P		W	34-31+
12/10	Colts	P		W	34-14
12/16	Vikings	P		W	27-24+
12/23	at Steelers	P		L	11-34
12/31	at Chiefs	P		L	17-25
01/07	Browns	P		W	31-14
2023 TOTALS		17-0		9-8	

+ - Overtime

2022 GAME-BY-GAME REGULAR-SEASON STATISTICS (TEXANS/BENGALS)

DATE	OPPONENT	P/S		W/L/T	SCORE
09/11	Colts		NOT ON ROSTER	T	20-20
09/18	at Broncos		NOT ON ROSTER	L	9-16
09/25	at Bears		NOT ON ROSTER	L	20-23
10/02	Chargers		NOT ON ROSTER	L	24-34
10/09	at Jaguars		NOT ON ROSTER	W	13-6
10/16	at Saints	P	Went from Texans to Bengals .	W	30-26
10/23	at Raiders		Went from Bengals to Texans .	L	20-38
10/30	Titans		NOT ON ROSTER	L	10-17
11/03	Eagles		NOT ON ROSTER	L	17-29
11/13	at Giants		NOT ON ROSTER	L	16-24
11/20	Commanders		NOT ON ROSTER	L	10-23
11/27	at Dolphins		NOT ON ROSTER	L	15-30
12/04	Browns		NOT ON ROSTER	L	14-27
12/11	at Cowboys		NOT ON ROSTER	L	23-27
12/18	Chiefs		NOT ON ROSTER	L	24-30+
12/24	at Titans		NOT ON ROSTER	W	19-14
01/01	Jaguars		NOT ON ROSTER	L	3-31
01/08	at Colts		NOT ON ROSTER	W	32-31
2022 TOTALS		1-0		4-13-1	

+ - Overtime

2021 GAME-BY-GAME REGULAR-SEASON STATISTICS (TEXANS)

DATE	OPPONENT	P/S		W/L	SCORE
09/12	Jaguars	S		W	37-21
09/19	at Browns	S		L	21-31
09/23	Panthers	S		L	9-24
10/03	at Bills	S		L	0-40
10/10	Patriots	S		L	22-25
10/17	at Colts	S		L	3-31
10/24	at Cardinals	S		L	5-31
10/31	Rams	S		L	22-38
11/07	at Dolphins	P		L	9-17
11/21	at Titans	P		W	22-13
11/28	Jets	P		L	14-21
12/05	Colts	S		L	0-31
12/12	Seahawks	P		L	13-33
12/19	at Jaguars	S		W	30-16
12/26	Chargers	S		W	41-29
01/02	at 49ers	P		L	7-23
01/09	Titans	P		L	25-28
2021 TOTALS		17-11		4-13	

2020 GAME-BY-GAME REGULAR-SEASON STATISTICS (TEXANS)

DATE	OPPONENT	P/S		W/L	SCORE
09/10	at Chiefs	S		L	20-34
09/20	Ravens	S		L	16-33
09/27	at Steelers	S		L	21-28
10/04	Vikings	P		L	23-31
10/11	Jaguars	P		W	30-14
10/18	at Titans	P		L	36-42+
10/25	Packers	P		L	20-35
11/08	at Jaguars		RESERVE/COVID-19	W	27-25
11/15	at Browns	S		L	7-10
11/22	Patriots	S		W	27-20
11/26	at Lions	S		W	41-25
12/06	Colts	S		L	20-26
12/13	at Bears	P		L	7-36
12/20	at Colts	P		L	20-27
12/27	Bengals	P		L	31-37
01/03	Titans	S		L	38-41
2020 TOTALS		15-8		4-12	

+ - Overtime

2019 GAME-BY-GAME REGULAR-SEASON STATISTICS (TEXANS)

DATE	OPPONENT	P/S		W/L	SCORE
09/09	at Saints	P		L	28-30
09/15	Jaguars	P		W	13-12
09/22	at Chargers	S		W	27-20
09/29	Panthers	S		L	10-16
10/06	Falcons	S		W	53-32
10/13	at Chiefs	S		W	31-24
10/20	at Colts	S		L	23-30
10/27	Raiders	S		W	27-24
11/03	at Jaguars	S		W	26-3
11/17	at Ravens	S		L	7-41
11/21	Colts	S		W	20-17
12/01	Patriots	S		W	28-22
12/08	Broncos	S		L	24-38
12/15	at Titans	S		W	24-21
12/21	at Buccaneers	S		W	23-20
12/29	Titans	S		L	14-35
2019 TOTALS		16-14		10-6	


2022 GAME-BY-GAME POSTSEASON STATISTICS (BENGALS)

DATE	OPPONENT	P/S	W/L	SCORE
01/15	Ravens	S	W	24-17
01/22	at Bills	S	W	27-10
01/29	at Chiefs	S	L	20-23
2022 TOTALS		3-3	2-1	

2019 GAME-BY-GAME POSTSEASON STATISTICS (TEXANS)

DATE	OPPONENT	P/S	W/L	SCORE
01/04	Bills	S	W	22-19+
01/12	at Chiefs	S	L	31-51
2019 TOTALS		2-2	1-1	

+ - Overtime



ISAAC DL SEUMALO

HEIGHT: 6-4
WEIGHT: 303
COLLEGE: Oregon State
BORN: October 29, 1993

HOW ACQUIRED: FA '23
NFL EXPERIENCE: 9th year
BIRTHPLACE: Corvallis, OR



PRO CAREER

- ✦ Has played in 81 games (60 starts) in his seven-year NFL career with Philadelphia (2016-22)
- ✦ Has started 40 games at left guard, 19 games at right guard and one at right tackle
- ✦ Was a member of the Eagles' Super Bowl LII-winning team in 2017
- ✦ Made NFL debut in Week 9 of 2016 (at New York Giants)
- ✦ Made NFL starting debut in Week 12 of 2016 (vs. Green Bay)

2023 (STEELERS)

- ✦ Started all 17 regular-season games at left guard
- ✦ Did not allow a sack and was whistled for only one penalty all season, according to Pro Football Focus
- ✦ Blocked for RB Najee Harris to run for 1,000-plus yards on the season, including a season-high 122 yards in Week 17 at Seattle
- ✦ Helped a Pittsburgh rush offense rank in the top five after Week 9 in rushes (323, 1st), rush yards (1,452, 2nd), longest rush (74t, 2nd), yards after contact/rush (3.37, 2nd), 10+ yard rushes (39, 4th), first downs by rush (79, 3rd), rush TDs (13, t-2nd), rushes/game (32.3, 2nd), rush yards/game (145.2, 2nd) and 10+ yard rushes/game (3.90, 5th)
- ✦ Part of an offensive line that did not allow a sack in two games and just one sack in four games
- ✦ Played all 1,038 offensive snaps

2022 (EAGLES)

- ✦ Started all 17 games at right guard
- ✦ Supported an offense that scored a franchise-record 57 scrimmage touchdowns and totaled 477 points
- ✦ Set team records in third-down conversion rate (45.9 percent) and red zone touchdown efficiency (67.8 percent)
- ✦ Blocked for an offense that produced 32 rushing touchdowns, which tied for the third-most in NFL history
- ✦ Helped the offense total 363 rushing yards in Week 12 vs. Green Bay, the team's highest single-game total since 1948

2021 (EAGLES)

- ✦ Appeared in 168 snaps over three starts at left guard
- ✦ Allowed zero sacks and zero quarterback hits prior to a season-ending injury sustained in Week 3 at Dallas

2020 (EAGLES)

- ✦ Played 587 snaps in nine starts at left guard
- ✦ His 77.4 pass-blocking grade (PFF) ranked fourth among left guards with a minimum of 350 pass-blocking snaps

2019 (EAGLES)

- ✦ Saw action in a career-high 1,181 snaps and started all 16 games at left guard
- ✦ Paved the way for an offense that ranked third in the NFL in red zone touchdown efficiency (66.7 percent) and fourth in third-down conversions (45.4 percent)

2018 (EAGLES)

- ✦ Totaled 548 snaps over 13 contests (nine starts at left guard)
- ✦ Surrendered only one sack in 345 pass-blocking opportunities

2017 (EAGLES)

- ✦ Logged 284 snaps over 14 games (two starts at left guard) during the Eagles' Super Bowl LII-winning campaign
- ✦ Helped the Eagles lead the League in red zone offense (65.5 percent) and rank third in rushing offense (132.2 yards per game)

2016 (EAGLES)

- ✦ Saw action in nine games, including four starts at three different positions (two at right guard, one at right tackle and one at left guard)
- ✦ Appeared at right guard in his starting debut in Week 12 vs. Green Bay

TRANSACTIONS

- ✦ Signed a three-year contract with Pittsburgh on Mar. 19, 2023
- ✦ Signed a three-year contract extension with Philadelphia on Mar. 4, 2019
- ✦ Signed a four-year contract with Philadelphia on May 6, 2016
- ✦ Drafted by Philadelphia in the third round (79th overall) of the 2016 NFL Draft

PERSONAL

- ✦ Attended Corvallis High School (OR)
- ✦ Voted a 5A first team all-state as an offensive and defensive lineman as a junior and senior
- ✦ Under Armour and ESPN All-American
- ✦ Rivals four-star athlete, rated the No. 3 offensive guard in the country, the No. 1 overall prospect in Oregon and the No. 52 overall prospect in the country
- ✦ Registered 94 tackles and nine sacks as a defensive lineman as a senior
- ✦ Originally born in Hawaii

COLLEGE

- ✦ Started 37 games at Oregon State (2012-15)
- ✦ Registered starts at every position on the offensive line except left guard (23 at center, nine at right guard, three at left tackle and two at right tackle)
- ✦ Named Pac-12 All-Conference Honorable Mention in 2012 and 2015
- ✦ Missed the 2014 season due to a foot injury
- ✦ One of four team captains in 2014, becoming the first brother (Andrew, 2012) combination chosen as team captains in school history
- ✦ Earned Pac-12 All-Conference Second Team in 2013
- ✦ Selected to Pac-12 All-Academic First Team in 2013 and 2015
- ✦ Selected as a Freshman All-American in 2012
- ✦ Became the first freshman to start at center for OSU since Roger Levasa in 1978
- ✦ One of only two true freshmen to start their season-openers at center in the nation (Hawai'i)

ISAAC SEUMALO'S NFL REGULAR SEASON STATISTICS

DATE	TEAM	GP	GS
2016	Eagles	9	4
2017	Eagles	14	2
2018	Eagles	13	9
2019	Eagles	16	16
2020	Eagles	9	9
2021	Eagles	3	3
2022	Eagles	17	17
2023	Steelers	17	17
2024	Steelers	13	13
NFL TOTALS		111	90

ISAAC SEUMALO'S NFL POSTSEASON STATISTICS

DATE	TEAM	GP	GS
2017	Eagles	3	0
2018	Eagles	2	2
2019	Eagles	1	1
2021	Eagles	0	0
2022	Eagles	3	3
2023	Steelers	1	1
NFL TOTALS		10	7

2024 GAME-BY-GAME REGULAR-SEASON STATISTICS (STEELERS)

DATE	OPPONENT	P/S	W/L	SCORE
09/08	at Falcons		W	18-10
09/15	at Broncos		W	13-6
09/22	Chargers		W	20-10
09/29	at Colts		L	24-27
10/06	Cowboys	S	L	17-20
10/13	at Raiders	S	W	32-13
10/20	Jets	S	W	37-15
10/28	Giants	S	W	26-18
11/10	at Commanders	S	W	28-27
11/17	Ravens	S	W	18-16
11/21	at Browns	S	L	19-24
12/01	at Bengals	S	W	44-38
12/08	Browns	S	W	27-14
12/15	at Eagles	S	L	13-27
12/21	at Ravens	S	L	17-34
12/25	Chiefs	S	L	10-29
01/04	Bengals	S	L	17-19
2024 TOTALS		13-13	10-7	

BEN WR
SKOWRONEK

HEIGHT: 6-3
WEIGHT: 224
COLLEGE: Notre Dame
BORN: June 27, 1997

HOW ACQUIRED: FA '24
NFL EXPERIENCE: 3rd year
BIRTHPLACE: Fort Wayne, IN



TRANSACTIONS: Selected by the Los Angeles Rams in the seventh round (249th overall) of the 2021 NFL Draft on May 1, 2021...Acquired via trade by the Houston Texans from the Los Angeles Rams on May 9, 2024.

Career:



Started in 12-of-45 games played with the Rams (2021-23), reeling in 58 catches for 575 yards (9.9 avg.) and one touchdown. Recorded three rushes for 26 yards (8.7 avg.) and one touchdown. Saw action in five playoff games, recording three receptions for 17 yards (5.7 avg.)



Has returned four kickoffs in his career for 70 yards (17.5 avg.)
2023 (Los Angeles 17/0, 1/0):



Played in all 17 games and in one postseason game, finishing the regular season with eight catches for 66 yards and one touchdown
2022 (Los Angeles 14/11):



Played in 14 games (11 starts) and caught a career-best 39 passes



Also scored his first NFL touchdown on his first career rushing attempt
2021 (Los Angeles 14/1, 4/0):

Saw action in 14 games and 11 catches for 133 yards

COLLEGE:

Also saw action in four postseason contests and was part of the Rams team that defeated the Bengals in Super Bowl LVI

Was invited to the Reese's Senior Bowl and was named to the All-ACC Academic Team. Skowronek started nine games of the ten he played in at Notre Dame

He hauled in two passes for 107 yards and two TDs (73-yard long) with a 53.5-yard average in the 45-3 win at Pitt (10/24) and was the gameball recipient

Also totaled five receptions for 63 yards and three touchdowns, which led all ACC players in scoring that week, in the 45-31 win at Boston College (11/14)

Totaled four receptions for a team-high 54 yards in the ACC Championship Game (12/9) and caught four passes for 41 yards, rushing once for four yards, in the CFP Semifinal at the Rose Bowl Game (1/1/21)

During his senior year in 2019 at Northwestern, Skowronek played in three games, recording 12 catches for 141 yards before being sidelined with a season-ending injury. He was named one of four team captains for Northwestern

Started all 14 games of the 2018 season as a junior and totaled 45 catches for 562 yards and three touchdowns

Posted multiple receptions in 10 games and posted four catches for 42 yards in the Big Ten Championship (12/1)

Named Academic All-Big Ten for the second consecutive season

In his sophomore campaign in 2017, Skowronek started all 13 games, leading Northwestern with 45 receptions for 644 yards and adding five touchdowns

He set career-highs in multiple categories, including receptions, receiving yards, touchdowns, yards per catch (14.3) and yards per game (49.5)

He had a breakout performance with eight receptions for 123 yards in the season opening victory over Nevada (9/2)

2016 He was named Academic All-Big Ten and was one of three true freshman on Northwestern's roster to see game action in

70 yards
PERSONAL:

He appeared in all 13 games of the season both on offense and special teams. He finished the year with eight receptions for
Attended Homestead High School where he earned a three-star rating from 247Sports and ranked the No. 12 prospect in the state of Indiana
Recorded a school-record 133 receptions for 2,181 yards and 26 touchdowns during his career on the varsity level. He also registered 52 tackles, three
tackles for loss and three interceptions at safety and returned kickoffs and punts

Led the Spartans to the 2015 Indiana 6A Sectional championship and was the 2015 Indiana Mr. Football positional winner



Named Associated Press All-State, IFCA All-State, three-time First Team All-Conference (SAC), three-time All-Area, two-time All-Northeast Indiana, two-time Fab15 selection, and a IFCA Top-50 selection
 Played basketball for Homestead, earning two varsity letters and winning the Indiana 4A state championship

Was an honor roll student and majored in communication studies while attending Northwestern

REGULAR SEASON COMPARISON: RECEIVING - BALTIMORE RAVENS

DATE	OPP	W/L	GP/GS	REC	YDS.	AVG.	TD	LG	TGTS	YAC
1/2/22	LA @BLT	W	P	2	18	9.0	0	15	2	5
12/10/23	LA @BLT	L	P	0	0	0	0	0	0	0
11/17/24	PIT vs. BLT	W	0	1	4	4.0	0	4	1	0
12/21/24	PIT @BLT	L	0	2	25	12.5	0	17	2	6
TOTALS		2/2	4/2	5	47	9.4	0	17	5	11

BEN SKOWRONEK'S NFL REGULAR SEASON RUSHING/RECEIVING STATISTICS

DATE	TEAM	GP	GS	RECEIVING					RUSHING				
				NO.	YDS.	AVG.	LG	TD	NO.	YDS.	AVG.	LG	TD
2021	Rams	14	1	11	133	12.1	35	0	0	0	0.0	0	0
2022	Rams	14	11	39	376	9.6	32	0	1	17	17.0	17	1
2023	Rams	17	0	8	66	8.3	20	1	2	9	4.5	11	0
2024	Texans	0	0	0	0	0.0	0	0	0	0	0.0	0	0
				Went from Houston to Pittsburgh.									
2024	Steelers	1	0	5	69	13.8	23	0	0	0	0.0	0	0
2024	TOTAL	1	0	5	69	13.8	23	0	0	0	0.0	0	0
NFL TOTALS		46	12	63	644	10.2	35	1	3	26	8.7	17	1

BEN SKOWRONEK'S NFL POSTSEASON RUSHING/RECEIVING STATISTICS

DATE	TEAM	GP	GS	RECEIVING					RUSHING				
				NO.	YDS.	AVG.	LG	TD	NO.	YDS.	AVG.	LG	TD
2021	Rams	4	0	2	12	6.0	7	0	0	0	0.0	0	0
2023	Rams	1	0	1	5	5.0	5	0	0	0	0.0	0	0
NFL TOTALS		5	0	3	17	5.7	7	0	0	0	0.0	0	0

BEN SKOWRONEK'S NFL REGULAR SEASON RETURN STATISTICS

DATE	TEAM	RET.	KICKOFF RETURNS				PUNT RETURNS						
			YDS.	AVG.	LG	TD	NO.	FC	YDS.	AVG.	LG	TD	
2021	Rams	4	70	17.5	19	0	0	0	0	0	0.0	0	0
2022	Rams	0	0	0.0	0	0	0	0	0	0	0.0	0	0
2023	Rams	0	0	0.0	0	0	0	0	0	0	0.0	0	0
2024	Texans	0	0	0.0	0	0	0	0	0	0	0.0	0	0
		Went from Houston to Pittsburgh.											
2024	Steelers	0	0	0.0	0	0	0	0	0	0	0.0	0	0
2024	TOTAL	0	0	0.0	0	0	0	0	0	0	0.0	0	0
NFL TOTALS		4	70	17.5	19	0	0	0	0	0	0.0	0	0

BEN SKOWRONEK'S NFL POSTSEASON RETURN STATISTICS

DATE	TEAM	RET.	KICKOFF RETURNS				PUNT RETURNS						
			YDS.	AVG.	LG	TD	NO.	FC	YDS.	AVG.	LG	TD	
2021	Rams	0	0	0.0	0	0	0	0	0	0	0.0	0	0
2023	Rams	0	0	0.0	0	0	0	0	0	0	0.0	0	0
NFL TOTALS		0	0	0.0	0	0	0	0	0	0	0.0	0	0

SINGLE-GAME HIGHS: RUSHING/RECEIVING

Rush Attempts	1 at Green Bay Packers, Nov 05, 2023 1 vs. San Francisco 49ers, Sep 17, 2023 ...1 more at 1.	Kickoff Returns	4 vs. Detroit Lions, Oct 24, 2021
Rushing Yards	17 vs. Carolina Panthers, Oct 16, 2022 11 vs. San Francisco 49ers, Sep 17, 2023	Kickoff Return Yards	70 vs. Detroit Lions, Oct 24, 2021
Longest Runs	171 vs. Carolina Panthers, Oct 16, 2022 11 vs. San Francisco 49ers, Sep 17, 2023	Longest Kickoff Return	19 vs. Detroit Lions, Oct 24, 2021 17 vs. Detroit Lions, Oct 24, 2021 ...2 more at 17.
Rushing TDs	1 vs. Carolina Panthers, Oct 16, 2022	Kickoff Return Average	17.5 vs. Detroit Lions, Oct 24, 2021
Receptions	7 vs. Las Vegas Raiders, Dec 08, 2022 6 vs. Dallas Cowboys, Oct 09, 2022	Special Teams Tackles	3 vs. Washington Commanders, Dec 17, 2023 2 vs. Cleveland Browns, Dec 08, 2024 ...5 more at 2.
Receiving Yards	89 vs. Las Vegas Raiders, Dec 08, 2022 66 at Arizona Cardinals, Sep 25, 2022	Most TDs	1 at Dallas Cowboys, Oct 29, 2023 1 vs. Carolina Panthers, Oct 16, 2022
Receiving Average	16.5 at Arizona Cardinals, Sep 25, 2022 12.7 vs. Las Vegas Raiders, Dec 08, 2022	Miscellaneous Tackles	1 vs. Seattle Seahawks, Dec 04, 2022 1 vs. San Francisco 49ers, Jan 09, 2022
Longest Receptions	35 vs. Jacksonville Jaguars, Dec 05, 2021 32 vs. Las Vegas Raiders, Dec 08, 2022 ...1 more at 32.	Longest Own Fumble Return	1 at Tampa Bay Buccaneers, Nov 06, 2022
Receiving TDs	1 at Dallas Cowboys, Oct 29, 2023	Scrimmage Yards	89 vs. Las Vegas Raiders, Dec 08, 2022 66 at Arizona Cardinals, Sep 25, 2022
All-Purpose Yards	89 vs. Las Vegas Raiders, Dec 08, 2022 70 vs. Detroit Lions, Oct 24, 2021		

SINGLE-GAME HIGHS - POSTSEASON: RECEIVING

Receptions	2 at Cincinnati Bengals, Feb 13, 2022 1 at Detroit Lions, Jan 14, 2024	Special Teams Tackles	2 at Tampa Bay Buccaneers, Jan 23, 2022
Receiving Yards	12 at Cincinnati Bengals, Feb 13, 2022 5 at Detroit Lions, Jan 14, 2024	Miscellaneous Tackles	1 at Cincinnati Bengals, Feb 13, 2022
Longest Receptions	7 at Cincinnati Bengals, Feb 13, 2022 5 at Detroit Lions, Jan 14, 2024	Scrimmage Yards	12 at Cincinnati Bengals, Feb 13, 2022 5 at Detroit Lions, Jan 14, 2024
All-Purpose Yards	5 at Cincinnati Bengals, Feb 13, 2022 5 at Detroit Lions, Jan 14, 2024		

2024 GAME-BY-GAME REGULAR-SEASON STATISTICS (STEELERS)

DATE	OPPONENT	P/S	RECEIVING					RUSHING					W/L	SCORE
			NO.	YDS.	AVG.	LG	TD	NO.	YDS.	AVG.	LG	TD		
12/08	Browns	P	0	0	0.0	0	0	0	0	0.0	0	0	W	27-14
2024 TOTALS		1-0	0	0	0.0	0	0	0	0	0.0	0	0	1-0	

2023 GAME-BY-GAME REGULAR-SEASON STATISTICS (RAMS)

DATE	OPPONENT	P/S	RECEIVING					RUSHING					W/L	SCORE
			NO.	YDS.	AVG.	LG	TD	NO.	YDS.	AVG.	LG	TD		
09/10	at Seahawks	P	0	0	0.0	0	0	0	0	0.0	0	0	W	30-13
09/17	49ers	P	1	10	10.0	10	0	1	11	11.0	11	0	L	23-30
09/25	at Bengals	P	1	3	3.0	3	0	0	0	0.0	0	0	L	16-19
10/01	at Colts	P	0	0	0.0	0	0	0	0	0.0	0	0	W	29-23+
10/08	Eagles	P	0	0	0.0	0	0	0	0	0.0	0	0	L	14-23
10/15	Cardinals	P	0	0	0.0	0	0	0	0	0.0	0	0	W	26-9
10/22	Steelers	P	0	0	0.0	0	0	0	0	0.0	0	0	L	17-24
10/29	at Cowboys	P	1	20	20.0	20t	1	0	0	0.0	0	0	L	20-43
11/05	at Packers	P	0	0	0.0	0	0	1	-2	-2.0	-2	0	L	3-20
11/19	Seahawks	P	0	0	0.0	0	0	0	0	0.0	0	0	W	17-16
11/26	at Cardinals	P	1	-1	-1.0	-1	0	0	0	0.0	0	0	W	37-14
12/03	Browns	P	2	12	6.0	6	0	0	0	0.0	0	0	W	36-19
12/10	at Ravens	P	0	0	0.0	0	0	0	0	0.0	0	0	L	31-37+
12/17	Commanders	P	0	0	0.0	0	0	0	0	0.0	0	0	W	28-20
12/21	Saints	P	0	0	0.0	0	0	0	0	0.0	0	0	W	30-22
12/31	at Giants	P	0	0	0.0	0	0	0	0	0.0	0	0	W	26-25
01/07	at 49ers	P	2	22	11.0	17	0	0	0	0.0	0	0	W	21-20
2023 TOTALS		17-0	8	66	8.3	20T	1	2	9	4.5	11	0	10-7	

+ - Overtime

2022 GAME-BY-GAME REGULAR-SEASON STATISTICS (RAMS)

DATE	OPPONENT	P/S	RECEIVING					RUSHING					W/L	SCORE
			NO.	YDS.	AVG.	LG	TD	NO.	YDS.	AVG.	LG	TD		
09/08	Bills	S	4	25	6.3	12	0	0	0	0.0	0	0	L	10-31
09/18	Falcons	S	2	16	8.0	8	0	0	0	0.0	0	0	W	31-27
09/25	at Cardinals	S	4	66	16.5	32	0	0	0	0.0	0	0	W	20-12
10/03	at 49ers	S	2	33	16.5	17	0	0	0	0.0	0	0	L	9-24
10/09	Cowboys	S	6	41	6.8	12	0	0	0	0.0	0	0	L	10-22
10/16	Panthers	P	5	40	8.0	19	0	1	17	17.0	17t	1	W	24-10
10/30	49ers	P	1	10	10.0	10	0	0	0	0.0	0	0	L	14-31
11/06	at Buccaneers	P	0	0	0.0	0	0	0	0	0.0	0	0	L	13-16
11/13	Cardinals	S	2	14	7.0	8	0	0	0	0.0	0	0	L	17-27
11/20	at Saints	S	1	4	4.0	4	0	0	0	0.0	0	0	L	20-27
11/27	at Chiefs	S	2	5	2.5	5	0	0	0	0.0	0	0	L	10-26
12/04	Seahawks	S	2	30	15.0	22	0	0	0	0.0	0	0	L	23-27
12/08	Raiders	S	7	89	12.7	32	0	0	0	0.0	0	0	W	17-16
12/19	at Packers	S	1	3	3.0	3	0	0	0	0.0	0	0	L	12-24
12/25	Broncos												W	51-14
01/01	at Chargers												L	10-31
01/08	at Seahawks												L	16-19+
2022 TOTALS	14-11		39	376	9.6	32	0	1	17	17.0	17T	1	5-12	

+ - Overtime

2021 GAME-BY-GAME REGULAR-SEASON STATISTICS (RAMS)

DATE	OPPONENT	P/S	RECEIVING					RUSHING					W/L	SCORE
			NO.	YDS.	AVG.	LG	TD	NO.	YDS.	AVG.	LG	TD		
09/12	Bears												W	34-14
09/19	at Colts												W	27-24
09/26	Buccaneers	P	0	0	0.0	0	0	0	0	0.0	0	0	W	34-24
10/03	Cardinals	P	0	0	0.0	0	0	0	0	0.0	0	0	L	20-37
10/07	at Seahawks	P	0	0	0.0	0	0	0	0	0.0	0	0	W	26-17
10/17	at Giants	P	0	0	0.0	0	0	0	0	0.0	0	0	W	38-11
10/24	Lions	P	0	0	0.0	0	0	0	0	0.0	0	0	W	28-19
10/31	at Texans	P	3	30	10.0	20	0	0	0	0.0	0	0	W	38-22
11/07	Titans	P	0	0	0.0	0	0	0	0	0.0	0	0	L	16-28
11/15	at 49ers	P	1	8	8.0	8	0	0	0	0.0	0	0	L	10-31
11/28	at Packers												L	28-36
12/05	Jaguars	S	1	35	35.0	35	0	0	0	0.0	0	0	W	37-7
12/13	at Cardinals	P	0	0	0.0	0	0	0	0	0.0	0	0	W	30-23
12/21	Seahawks	P	4	42	10.5	14	0	0	0	0.0	0	0	W	20-10
12/26	at Vikings	P	0	0	0.0	0	0	0	0	0.0	0	0	W	30-23
01/02	at Ravens	P	2	18	9.0	15	0	0	0	0.0	0	0	W	20-19
01/09	49ers	P	0	0	0.0	0	0	0	0	0.0	0	0	L	24-27+
2021 TOTALS	14-1		11	133	12.1	35	0	0	0	0.0	0	0	12-5	

+ - Overtime

2023 GAME-BY-GAME POSTSEASON STATISTICS (RAMS)

DATE	OPPONENT	P/S	RECEIVING					RUSHING					W/L	SCORE
			NO.	YDS.	AVG.	LG	TD	NO.	YDS.	AVG.	LG	TD		
01/14	at Lions	P	1	5	5.0	5	0	0	0	0.0	0	0	L	23-24
2023 TOTALS	1-0		1	5	5.0	5	0	0	0	0.0	0	0	0-1	

2021 GAME-BY-GAME POSTSEASON STATISTICS (RAMS)

DATE	OPPONENT	P/S	RECEIVING					RUSHING					W/L	SCORE
			NO.	YDS.	AVG.	LG	TD	NO.	YDS.	AVG.	LG	TD		
01/17	Cardinals	P	0	0	0.0	0	0	0	0	0.0	0	0	W	34-11
01/23	at Buccaneers	P	0	0	0.0	0	0	0	0	0.0	0	0	W	30-27
01/30	49ers	P	0	0	0.0	0	0	0	0	0.0	0	0	W	20-17
02/13	at Bengals	P	2	12	6.0	7	0	0	0	0.0	0	0	W	23-20
2021 TOTALS	4-0		2	12	6.0	7	0	0	0	0.0	0	0	4-0	

PRESTON LB
SMITH

HEIGHT: 6-3
WEIGHT: 265
COLLEGE: Mississippi State
BORN: November 17, 1992

HOW ACQUIRED: TR '24 (OB)
NFL EXPERIENCE: 10th year
BIRTHPLACE: Stone Mountain, GA



PRO CAREER

- ✦ Has played in 155 games (138 starts) over his 10-year NFL career (Washington, 2015-18; Green Bay, 2019-24)
- ✦ Missed only one game in the first nine years of his NFL career (Week 7 in 2021 with an oblique injury)
- ✦ Has played in eight career postseason games (seven starts)
- ✦ Has registered 425 tackles (265 solo), 155 quarterback hits, 71 tackles for loss, 68.5 sacks, 27 passes defended, 10 forced fumbles, six fumble recoveries and five interceptions
- ✦ Started at least 13 regular-season games in each of the last nine seasons (2016-23)
- ✦ Leads all defensive players in the NFL with 155 games played since entering the League in 2015
- ✦ Departed Green Bay with 43.5 sacks for the Packers, which is the sixth-most in franchise history
- ✦ One of two NFL players (T.J. Watt) to register 65.0 or more sacks (68.5), five or more interceptions (five) and five or more forced fumbles (nine) from 2015-23
- ✦ One of 11 NFL players to post 8.0 or more sacks in each of the last three seasons (2021-23)
- ✦ Only active player in the NFL with 30 or more tackles and 4.0 or more sacks in each of the last nine seasons (2015-23)
- ✦ Led all NFL rookies with 8.0 sacks in 2015
- ✦ Made NFL debut in Week 1 of 2015 (vs. Miami)
- ✦ Made NFL starting debut in Week 14 of 2014 (at Chicago)

2023 (PACKERS)

- ✦ Started all 17 regular-season games
- ✦ Registered 48 tackles (28 solo), 8.0 sacks (second on the team), 21 quarterback hits (second on the team), four tackles for loss, a career-high-tying four passes defended (2015) and 44 QB pressures according to NextGenStat (third on the team)
- ✦ Started both postseason games and led the team in sacks (1.5) and quarterback hits (three) while also registering five QB pressures according to NextGenStat (tied for third on the team)
- ✦ Registered five tackles (two solo), 2.0 sacks, one tackle for a loss, four quarterback hits, one pass defended and one forced fumble in Week 8 vs. Minnesota
- ✦ Posted at least 1.0 sack in three straight games for the first time since 2018 (Games 9-11 with Washington)
- ✦ Registered four tackles (three solo), one tackle for a loss, one quarterback hit and 1.0 sack in Week 10 at Pittsburgh
- ✦ Recorded three tackles (two solo), 1.5 sacks, one tackle for a loss, five quarterback pressures and tied his season best with four quarterback hits in Week 16 at Carolina
- ✦ Registered one tackle (assist), a team-best three quarterback hits, three quarterback pressures and one forced fumble in Week 17 at Minnesota

2022 (PACKERS)

- ✦ Started all 17 regular-season games
- ✦ Led the team in sacks (8.5), tackles for a loss (nine) and quarterback hits (20)
- ✦ Registered 59 tackles (38 solo)
- ✦ His 20 quarterback hits was tied for the 10th-most among linebackers
- ✦ Led the defense with seven tackles (four solo), 2.0 sacks, two tackles for a loss and three quarterback hits in Week 2 vs. Chicago
- ✦ Finished with four tackles (three solo), a team-high three quarterback hits, one tackle for a loss and 1.0 sack in Week 5 vs. N.Y. Giants
- ✦ Posted five tackles (two solo), two quarterback hits, one tackle for a loss and 1.5 sacks in Week 11 vs. Tennessee
- ✦ Finished with six tackles (three solo), one tackle for a loss, one quarterback hit and 0.5 sack in Week 12 at Philadelphia
- ✦ Posted three tackles (two solo), four quarterback hits and 2.0 sacks in Week 15 at L.A. Rams; marked his sixth 2.0+ sack game as a Packer

2021 (PACKERS)

- ✦ Started all 16 regular-season games he played
- ✦ Recorded 38 tackles (25 solo), 9.0 sacks (second on the team), a team-best nine tackles for a loss and 17 quarterback hits (second on the team)
- ✦ Missed the first game of his career (Week 7) due to an oblique injury, ending a streak of 102 consecutive games played
- ✦ Recorded four tackles (one solo), 1.0 sack, one quarterback hit and one tackle for a loss in Week 5 at Cincinnati
- ✦ Posted six tackles (four solo), 2.0 sacks, three quarterback hits, two tackles for a loss and one forced fumble in Week 11 at Minnesota
- ✦ Registered four tackles (three solo), a team-best 2.0 sacks, one forced fumble, one tackle for a loss and tied for the team lead with three quarterback hits in Week 14 vs. Chicago
- ✦ Finished with three tackles (two solo), one quarterback hit and a team-best four quarterback pressures in Week 15 at Baltimore
- ✦ Posted three tackles (two solo), 1.0 sack, one tackle for a loss and one quarterback hit in Week 16 vs. Cleveland
- ✦ Finished with four tackles (three solo), 1.0 sack, two tackles for a loss, one quarterback hit and one pass defended in Week 17 vs. Minnesota
- ✦ Posted a team-high nine tackles (six solo), his most in a postseason game, and also tied his regular-season high for a single game (two times in 2019) vs. San Francisco in the NFC Divisional

2020 (PACKERS)

- ✦ Played in all 16 regular-season games (13 starts)
- ✦ Recorded 42 tackles (29 solo), seven tackles for a loss (second on the team), 11 quarterback hits (tied for second on the team), 4.0 sacks (tied for third on the team), three passes defended (tied for first among Packer LBs) and one fumble recovery returned for a TD
- ✦ Started both postseason contests, posting six tackles (four solo), two quarterback hits and two passes defended
- ✦ Tallied three tackles (two solo), 1.0 sack, two quarterback hits, one tackle for a loss and returned a fumble 14 yards for a TD in Week 12 vs. Chicago
- ✦ Registered five tackles (three solo), 0.5 sack, one tackle for a loss, one quarterback hit and one pass defended in Week 13 vs. Philadelphia
- ✦ Recorded three tackles (two solo), one quarterback hit and two passes defended vs. L.A. Rams in the NFC Divisional

2019 (PACKERS)

- ✦ Started all 16 regular-season games for the fourth straight season and registered a career-high 75 tackles (42 solo), a career-best 12.0 sacks, one interception, one forced fumble, three passes defended, 29 quarterback hits (second on the team) and 43 quarterback pressures (second on the team)
- ✦ Named a Pro Bowl alternate in his first season with the Packers after ranking eighth in the NFL in sacks
- ✦ Ranked tied for second in the NFL in third-down sacks with seven
- ✦ Joined LB Za'Darius Smith (13.5) as the only teammate duo in the league in 2019 with 12.0+ sacks each
- ✦ Became the only duo in NFL history with 12.0+ sacks each in their first season as teammates and were the second tandem in Packers history to each have 10.0+ sacks in a season (Reggie White, 13.0; Bryce Paup, 11.0 in 1993) since 1982.
- ✦ In the 2019 Divisional Playoff game vs. Seattle, joined Za'Darius Smith to become just the second duo in team history to both register 2.0+ sacks in the same playoff game (LBs Mike Neal and Nick Perry at Washington in 2015 postseason)
- ✦ Posted four games with 1.5+ sacks, which was tied for the fourth-most in the NFL
- ✦ Finished with eight tackles (three solo), a team-high 1.5 sacks, one pass defended, two quarterback pressures and five quarterback hits in his Green Bay debut in Week 1 at Chicago
- ✦ Posted four tackles (three solo), one interception, four quarterback pressures and three quarterback hits in Week 2 vs. Minnesota
- ✦ The interception gave him at least one in each of the last four seasons, one of only seven NFL linebackers to accomplish that feat (2016-19)
- ✦ Matched his career high with 3.0 sacks (at Philadelphia, Dec. 26, 2015) to go with six tackles (four solo), three quarterback pressures and one quarterback hit in Week 3 vs. Denver
- ✦ Earned NFC Defensive Player of the Week honors for his performance against the Broncos
- ✦ Finished with four tackles (three solo), 1.0 sack, four quarterback hits and three quarterback pressures in Week 5 at Dallas
- ✦ Recorded five tackles (two solo), 1.5 sacks and one quarterback hit in Week 6 vs. Detroit
- ✦ Matched his career high from the previous week at L.A. Chargers with nine tackles (seven solo) along with 2.0 sacks, two quarterback hits and two quarterback pressures in Week 10 vs. Carolina
- ✦ Posted six tackles (four solo), one tackle for a loss, a team-high six quarterback pressures and one quarterback hit in Week 15 vs. Chicago
- ✦ Posted four tackles (two solo), 2.0 sacks, four quarterback pressures and three quarterback hits vs. Seattle in the NFC Divisional

2018 (COMMANDERS)

- ✦ Started all 16 regular-season games for the third consecutive season and registered 53 tackles (30 solo), 4.0 sacks, one interception, three passes defended and one fumble recovery
- ✦ His 16 quarterback hits ranked second on the team
- ✦ Scored his first career TD on a fumble recovery late in the fourth quarter as a result of a Ryan Kerrigan strip-sack; added an assisted tackle, two quarterback hits and one pass defended in Week 7 vs. Dallas
- ✦ Registered three tackles (two solo) and 1.0 sack in Week 10 at Tampa Bay
- ✦ Recorded four tackles (three solo), 1.0 sack, two quarterback hits, one interception and one pass defended in Week 11 vs. Houston
- ✦ Tallied eight tackles (three solo) and 1.5 sacks in Week 12 at Dallas

2017 (COMMANDERS)

- ✦ Started all 16 regular-season games, recording 42 tackles (31 solo), a career-best two interceptions, 8.0 sacks, a team-high 21 quarterback hits, three passes defended, one forced fumble and one fumble recovery
- ✦ Registered 8.0 sacks and two interceptions to make him the first NFL linebacker since Ravens' Terrell Suggs in 2011 to register 8.0+ sacks and two or more interceptions in the same season
- ✦ One of three defensive players (Ryan Kerrigan, D.J. Swearinger) to start all 16 games for Washington
- ✦ Posted two tackles, 0.5 sack and one pass defended in Week 6 vs. San Francisco
- ✦ Joined Marco Coleman (2000), Fred Stokes (1991) and Charles Mann (1989) as the only players in team history to record at least 0.5 sack in each of the first five games of a season since the NFL adopted sacks as an official statistic in 1982
- ✦ Tallied three solo tackles, 1.0 sack, one interception and one fumble recovery in Week 15 vs. Arizona; first member of the franchise to record a sack, fumble recovery and interception in a single game since LB Monte Coleman vs. Atlanta on Dec. 19, 1993
- ✦ Recorded three tackles (two solo) and one interception in Week 16 at N.Y. Giants
- ✦ First Washington LB to record multiple interceptions in a single season since Perry Riley Jr. (two) in 2015 and the first OLB to accomplish the feat for Washington since Rob Jackson (four) in 2012

2016 (COMMANDERS)

- ✦ Started all 16 regular-season games, compiling 38 tackles (22 solo), 4.5 sacks, 12 quarterback hits, three passes defended and one interception
- ✦ One of seven NFL linebackers to register 4.0 or more sacks and one interception
- ✦ Tallied four tackles (two solo), 2.0 sacks and the first interception of his career in Week 10 vs. Minnesota
- ✦ Became the fourth member of the franchise to record 2.0 sacks and one interception in a single game since 1982, joining Marcus Washington (Dec. 18, 2005), Shawn Springs (Dec. 26, 2004) and Monte Coleman (Dec. 19, 1993)

2015 (COMMANDERS)

- ✦ Played in all 16 regular-season games and one postseason contest
- ✦ Posted 30 tackles (20 solo), 8.0 sacks, four passes defended, two forced fumbles and one fumble recovery on defense and recorded five tackles and one forced fumble on special teams
- ✦ Led all NFL rookies in sacks, becoming the first member of Washington to do so since Bryan Orakpo in 2009
- ✦ Dating back to 1982, recorded the second-most sacks by a Washington rookie behind the 11 that Orakpo registered in 2009
- ✦ Made his NFL debut and recorded his first career sack, forced fumble and fumble recovery on a single play when he jarred the ball loose from Ryan Tannehill and recovered the ball 25 yards downfield (also forced a fumble on special teams) in Week 1 vs. Miami
- ✦ Posted four tackles (three solo), a career-high 3.0 sacks and a forced fumble in a division-clinching win in Week 16 at Philadelphia – first multi-sack game of his career
- ✦ His 3.0 sacks were tied for the second most in a game by a Washington rookie (Orakpo, 4.0 at Oakland, Dec. 13, 2013)
- ✦ Tallied three tackles (two solo), including a 5-yard sack for a safety, vs. Green Bay in the NFC Wild Card
- ✦ The safety was the team's first in the postseason since recording a team safety in the NFC Divisional round vs. Chicago Bears on Dec. 30, 1984

TRANSACTIONS

- ✦ Traded to Pittsburgh from Green Bay for a 2025 seventh-round pick
- ✦ Signed a four-year contract extension with Green Bay on March 14, 2022
- ✦ Signed a four-year contract with the Packers on March 12, 2019
- ✦ Signed a four-year contract with Washington on May 11, 2015
- ✦ Drafted by the Commanders in the second round (38th overall) of the 2015 NFL Draft

PERSONAL

- ✦ Given name Preston Demarquis Smith
- ✦ Born in Atlanta, Georgia
- ✦ Married to Reahyn and the couple has two daughters, Lauren and Phoenix, and a son, Preston II
- ✦ Resided in Lithonia, Georgia, while attending Stephenson H.S. in Stone Mountain, Georgia
- ✦ Registered 68 tackles and 9.0 sacks as a senior for the 9-2 Jaguars
- ✦ As a junior, played on an 11-1 squad that won the Region 2 crown
- ✦ Rated a three-star prospect by Rivals.com
- ✦ Played for a Stephenson team that had 29 of 32 senior players sign a college scholarship

COMMUNITY

- ✦ Signed autographs during the holidays to raise money for The Salvation Army
- ✦ Attended Youth For Tomorrow's Burgundy & Gold Banquet to support local teenage boys and girls experiencing traumatic circumstances with their families
- ✦ Led elementary-school students through drills to promote physical fitness, healthy lifestyle habits and proper nutrition at the Fuel Up to Play 60 mini-combine
- ✦ Participated in a Marine Corps Quanticco tour to experience Marine life while stationed on base
- ✦ Participated in the inaugural Washington Charity Golf Classic to benefit children in the community
- ✦ Attended the Rookie Community Club's Military Appreciation BBQ to honor active-duty service members and their families, as well as Wounded Warriors
- ✦ Assembled care packages for victims of domestic violence in collaboration with the Fear 2 Freedom and Rookie Community Club

COLLEGE

- ✦ Played in 47 games (24 starts) at Mississippi State (2011-14)
- ✦ Registered 134 tackles (73 solo), 27 tackles for a loss, 16.0 sacks, five forced fumbles and two interceptions (one returned for a TD)
- ✦ Played in the 2015 Senior Bowl
- ✦ Majored in interdisciplinary studies
- ✦ Started all 13 games and became the first player in SEC history to be named SEC Defensive Lineman of the Week for three consecutive weeks (vs. Southern Miss, vs. UAB, at South Alabama) in 2014
- ✦ Led the team in sacks (9.0), tackles for a loss (15) and QB hurries (15) en route to earning first-team All-SEC honors from the league's coaches
- ✦ Blocked two field goals and tallied two interceptions, five passes defended and two forced fumbles in 2014
- ✦ Named Most Outstanding Defensive Player of the Liberty Bowl vs. Rice (Dec. 31) after recording a game-high six tackles (four solo) in 2013

REGULAR SEASON COMPARISON: DEFENSIVE - BALTIMORE RAVENS

DATE	OPP	W/L	GP/GS	TACKLES				SACK	YDS.	INT	TFL	PD	QBH	TD	MISC	
				TOT	SOLO	ASST	FF								FR	
10/9/16	WAS @ BLT	W	S	1	1	0	0.0	0.0	0	1	0	1	0	0	0	0
12/19/21	GB @ BLT	W	S	3	2	1	0.0	0.0	0	0	0	1	0	0	0	0
11/17/24	PIT vs. BLT	W	0	1	1	0	0.0	0.0	0	0	0	0	0	0	0	0
12/21/24	PIT @ BLT	L	0	1	0	1	0.0	0.0	0	0	0	0	0	0	0	0
TOTALS		3/1	4/4	6	4	2	0.0	0.0	0	1	0	2	0	0	0	0

PRESTON SMITH'S NFL REGULAR SEASON DEFENSIVE STATISTICS

DATE	TEAM	GP	GS	TACKLES						INTERCEPTIONS					O. FUMB			ST		MISC									
				TK	S	A	TFL	YDS	SK	YDS	QBH	NO	YDS	LG	TD	PD	FR	FR	TD	YDS	TK	S	A	FF	FR	S	A		
2015	Redskins	16	2	30	20	10	6	39	8.0	77.0	10	0	0	0	4	2	1	0	0	5	4	1	1	0	0	0	0		
2016	Redskins	16	16	38	22	16	8	37	4.5	31.5	12	1	22	22	3	0	0	0	0	0	0	0	0	0	0	0	0	0	
2017	Redskins	16	16	42	31	11	10	48	8.0	40.5	21	2	26	18	3	1	1	0	12	0	0	0	0	0	0	0	0	0	
2018	Redskins	16	16	53	30	23	5	26	4.0	32.5	16	1	3	3	0	3	0	1	1	1	0	0	0	0	0	0	0	0	
2019	Packers	16	16	56	36	20	11	69	12.0	88.0	23	1	5	5	4	1	0	0	0	0	0	0	0	0	0	0	0	0	
2020	Packers	16	13	42	29	13	7	25	4.0	24.0	11	0	0	0	3	0	1	1	14	0	0	0	0	0	0	0	0	0	
2021	Packers	16	16	38	25	13	9	55	9.0	65.0	17	0	0	0	2	2	1	0	6	0	0	0	0	0	0	0	0	0	
2022	Packers	17	17	59	38	21	9	49	8.5	64.0	20	0	0	0	1	1	0	0	0	0	0	0	0	0	0	0	0	0	
2023	Packers	17	17	48	28	20	4	30	8.0	44.0	21	0	0	0	4	2	0	0	0	0	0	0	0	0	0	0	0	0	
2024	Packers	9	9	19	6	13	2	17	2.5	20.5	4	0	0	0	0	0	0	0	0	0	0	0	0	0	0	0	0	0	
		Went from Green Bay to Pittsburgh.																											
2024	Steelers	1	0	13	6	7	3	16	2.0	5.0	2	0	0	0	0	0	0	0	0	0	0	0	0	0	0	0	0	0	0
2024	TOTAL	10	9	32	12	20	5	33	4.5	25.5	6	0	0	0	0	0	0	0	0	0	0	0	0	0	0	0	0	0	0
NFL TOTALS		156	138	438	271	167	74	411	70.5	492.0	157	5	56	22	0	27	9	6	2	33	5	4	1	1	0	0	0	0	0

PRESTON SMITH'S NFL POSTSEASON DEFENSIVE STATISTICS

DATE	TEAM	GP	GS	TACKLES						INTERCEPTIONS					O. FUMB			ST		MISC									
				TK	S	A	TFL	YDS	SK	YDS	QBH	NO	YDS	LG	TD	PD	FR	FR	TD	YDS	TK	S	A	FF	FR	S	A		
2015	Redskins	1	0	3	2	1	1	5	1.0	5.0	1	0	0	0	0	0	0	0	0	0	0	0	0	0	0	0	0	0	
2019	Packers	2	2	4	4	0	1	6	2.0	6.0	4	0	0	0	0	0	0	0	0	0	0	0	0	0	0	0	0	0	
2020	Packers	2	2	6	4	2	0	0	0.0	0.0	2	0	0	0	0	2	0	0	0	0	0	0	0	0	0	0	0	0	
2021	Packers	1	1	9	6	3	0	0	0.0	0.0	0	0	0	0	0	0	0	0	0	0	0	0	0	0	0	0	0	0	0
2023	Packers	2	2	3	2	1	1	5	1.5	8.5	3	0	0	0	1	0	0	0	0	0	0	0	0	0	0	0	0	0	
NFL TOTALS		8	7	25	18	7	3	16	4.5	19.5	10	0	0	0	0	3	0	0	0	0	0	0	0	0	0	0	0	0	

SINGLE-GAME HIGHS: DEFENSIVE

Total Tackles	9 vs. Carolina Panthers, Nov 10, 2019 9 at Los Angeles Chargers, Nov 03, 2019	Tackles For Loss	2 at Tennessee Titans, Sep 22, 2024 2 vs. Los Angeles Rams, Dec 19, 2022 ...13 more at 2.
Solo Tackles	7 vs. Carolina Panthers, Nov 10, 2019 6 at Los Angeles Chargers, Nov 03, 2019 ...1 more at 6.	Interceptions	1 vs. Minnesota Vikings, Sep 15, 2019 1 vs. Houston Texans, Nov 18, 2018 ...3 more at 1.
Sacks	3.0 vs. Denver Broncos, Sep 22, 2019 3.0 at Philadelphia Eagles, Dec 26, 2015	Interception Return Yards	22 vs. Minnesota Vikings, Nov 13, 2016 18 vs. Arizona Cardinals, Dec 17, 2017
Passes Defensed	1 at Detroit Lions, Nov 23, 2023 1 vs. Los Angeles Rams, Nov 05, 2023 ...24 more at 1.	Special Teams Tackles	1 at Dallas Cowboys, Jan 03, 2016 1 vs. New York Giants, Nov 29, 2015 ...3 more at 1.
Forced Fumbles	1 at Minnesota Vikings, Dec 31, 2023 1 vs. Minnesota Vikings, Oct 29, 2023 ...7 more at 1.	Special Teams Forced Fumbles	1 vs. Miami Dolphins, Sep 13, 2015
Fumble Recoveries	1 vs. Los Angeles Rams, Nov 28, 2021 1 vs. Chicago Bears, Nov 29, 2020 ...3 more at 1.	Longest Opp Fumble Return	14 vs. Chicago Bears, Nov 29, 2020 12 vs. Arizona Cardinals, Dec 17, 2017

SINGLE-GAME HIGHS - POSTSEASON: DEFENSIVE

Total Tackles	9 vs. San Francisco 49ers, Jan 22, 2022 4 vs. Seattle Seahawks, Jan 12, 2020 3 vs. Tampa Bay Buccaneers, Jan 24, 2021 3 vs. Los Angeles Rams, Jan 16, 2021 3 at San Francisco 49ers, Jan 19, 2020 ...1 more at 3.	Passes Defensed	2 vs. Los Angeles Rams, Jan 16, 2021
Solo Tackles	6 vs. San Francisco 49ers, Jan 22, 2022 2 vs. Tampa Bay Buccaneers, Jan 24, 2021 2 vs. Los Angeles Rams, Jan 16, 2021 2 at San Francisco 49ers, Jan 19, 2020 ...2 more at 2.	Tackles For Loss	1 at Dallas Cowboys, Jan 14, 2024 1 vs. Seattle Seahawks, Jan 12, 2020 1 vs. Green Bay Packers, Jan 10, 2016
Sacks	2.0 vs. Seattle Seahawks, Jan 12, 2020 1.0 at Dallas Cowboys, Jan 14, 2024 1.0 vs. Green Bay Packers, Jan 10, 2016 0.5 at San Francisco 49ers, Jan 20, 2024	Safeties	1 vs. Green Bay Packers, Jan 10, 2016

2024 GAME-BY-GAME REGULAR-SEASON STATISTICS (PACKERS/STEELERS)

DATE	OPPONENT	P/S	TACKLES											INTERCEPTIONS				O. FUMB			ST			MISC		W/L	SCORE	
			TK	S	A	SK	YDS	TFL	YDS	QBH	NO	YDS	LG	TD	PD	FF	FR	TD	YDS	TK	S	A	FF	FR	S			A
09/06	at Eagles	S	2	1	1	0.0	0.0	0	0	0	0	0	0	0	0	0	0	0	0	0	0	0	0	0	0	0	L	29-34
09/15	Colts	S	2	1	1	0.0	0.0	0	0	0	0	0	0	0	0	0	0	0	0	0	0	0	0	0	0	0	W	16-10
09/22	at Titans	S	3	3	0	2.0	17.0	2	17	2	0	0	0	0	0	0	0	0	0	0	0	0	0	0	0	0	W	30-14
09/29	Vikings	S	2	0	2	0.0	0.0	0	0	0	0	0	0	0	0	0	0	0	0	0	0	0	0	0	0	0	L	29-31
10/06	at Rams	S	4	0	4	0.5	3.5	0	0	1	0	0	0	0	0	0	0	0	0	0	0	0	0	0	0	0	W	24-19
10/13	Cardinals	S	1	1	0	0.0	0.0	0	0	0	0	0	0	0	0	0	0	0	0	0	0	0	0	0	0	0	W	34-13
10/20	Texans	S	1	0	1	0.0	0.0	0	0	0	0	0	0	0	0	0	0	0	0	0	0	0	0	0	0	0	W	24-22
10/27	at Jaguars	S	1	0	1	0.0	0.0	0	0	1	0	0	0	0	0	0	0	0	0	0	0	0	0	0	0	0	W	30-27
11/03	Lions	S	3	0	3	0.0	0.0	0	0	0	0	0	0	0	0	0	0	0	0	0	0	0	0	0	0	0	L	14-24
11/10	at Commanders	P	3	3	0	1.0	1.0	2	12	1	0	0	0	0	0	0	0	0	0	0	0	0	0	0	0	0	W	28-27
11/17	at Bears																										W	20-19
11/24	49ers																										W	38-10
11/28	Dolphins																										W	30-17
12/05	at Lions																										L	31-34
12/15	at Seahawks																										W	30-13
12/23	Saints																										W	34-0
12/29	at Vikings																										L	25-27
01/05	Bears																										L	22-24
2024 TOTALS			10-9	22	9	13	3.5	21.5	4	29	5	0	0	0	0	0	0	0	0	0	0	0	0	0	0	0	12-6	

2023 GAME-BY-GAME REGULAR-SEASON STATISTICS (PACKERS)

DATE	OPPONENT	P/S	TACKLES											INTERCEPTIONS				O. FUMB			ST			MISC		W/L	SCORE	
			TK	S	A	SK	YDS	TFL	YDS	QBH	NO	YDS	LG	TD	PD	FF	FR	TD	YDS	TK	S	A	FF	FR	S			A
09/10	at Bears	S	5	4	1	0.0	0.0	0	0	0	0	0	0	0	0	0	0	0	0	0	0	0	0	0	0	0	W	38-20
09/17	at Falcons	S	6	4	2	0.0	0.0	0	0	1	0	0	0	0	0	0	0	0	0	0	0	0	0	0	0	0	L	24-25
09/24	Saints	S	1	0	1	0.0	0.0	0	0	0	0	0	0	0	0	0	0	0	0	0	0	0	0	0	0	0	W	18-17
09/28	Lions	S	5	4	1	0.0	0.0	0	0	1	0	0	0	0	0	0	0	0	0	0	0	0	0	0	0	0	L	20-34
10/09	at Raiders	S	3	2	1	1.0	7.0	1	7	2	0	0	0	0	1	0	0	0	0	0	0	0	0	0	0	0	L	13-17
10/22	at Broncos	S	2	1	1	0.0	0.0	0	0	1	0	0	0	0	0	0	0	0	0	0	0	0	0	0	0	0	L	17-19
10/29	Vikings	S	5	2	3	2.0	9.0	1	9	4	0	0	0	0	1	1	0	0	0	0	0	0	0	0	0	0	L	10-24
11/05	Rams	S	1	1	0	0.0	0.0	0	0	0	0	0	0	1	1	0	0	0	0	0	0	0	0	0	0	0	W	20-3
11/12	at Steelers	S	4	3	1	1.0	7.0	1	7	1	0	0	0	0	0	0	0	0	0	0	0	0	0	0	0	0	L	19-23
11/19	Chargers	S	2	1	1	0.0	0.0	0	0	2	0	0	0	0	0	0	0	0	0	0	0	0	0	0	0	0	W	23-20
11/23	at Lions	S	4	0	4	0.0	0.0	0	0	1	0	0	0	0	1	0	0	0	0	0	0	0	0	0	0	0	W	29-22
12/03	Chiefs	S	2	1	1	0.5	2.5	0	0	1	0	0	0	0	0	0	0	0	0	0	0	0	0	0	0	0	W	27-19
12/11	at Giants	S	1	0	1	0.0	0.0	0	0	0	0	0	0	0	0	0	0	0	0	0	0	0	0	0	0	0	L	22-24
12/17	Buccaneers	S	1	0	1	0.0	0.0	0	0	0	0	0	0	0	0	0	0	0	0	0	0	0	0	0	0	0	L	20-34
12/24	at Panthers	S	3	2	1	0.5	10.5	1	7	4	0	0	0	0	0	0	0	0	0	0	0	0	0	0	0	0	W	33-30
12/31	at Vikings	S	1	1	0	1.0	8.0	0	0	3	0	0	0	0	0	1	0	0	0	0	0	0	0	0	0	0	W	33-10
01/07	Bears	S	2	2	0	0.0	0.0	0	0	0	0	0	0	0	0	0	0	0	0	0	0	0	0	0	0	0	W	17-9
2023 TOTALS			17-17	48	28	20	8.0	44.0	4	30	21	0	0	0	0	4	2	0	0	0	0	0	0	0	0	0	9-8	

2022 GAME-BY-GAME REGULAR-SEASON STATISTICS (PACKERS)

DATE	OPPONENT	P/S	TACKLES							INTERCEPTIONS				O. FUMB			ST				MISC		W/L	SCORE		
			TK	S	A	SK	YDS	TFL	YDS	QBH	NO	YDS	LG	TD	PD	FF	FR	TD	YDS	TK	S	A			FF	FR
09/11	at Vikings	S	3	2	1	0.0	0.0	0	0	2	0	0	0	0	0	0	0	0	0	0	0	0	0	0	L	7-23
09/18	Bears	S	7	4	3	2.0	15.0	2	15	3	0	0	0	0	0	0	0	0	0	0	0	0	0	0	W	27-10
09/25	at Buccaneers	S	0	0	0	0.0	0.0	0	0	0	0	0	0	0	0	0	0	0	0	0	0	0	0	0	W	14-12
10/02	Patriots	S	3	1	2	0.5	3.0	0	0	1	0	0	0	0	0	0	0	0	0	0	0	0	0	0	W	27-24+
10/09	Giants	S	4	3	1	1.0	4.0	1	4	3	0	0	0	0	0	0	0	0	0	0	0	0	0	0	L	22-27
10/16	Jets	S	2	2	0	0.0	0.0	0	0	0	0	0	0	0	0	0	0	0	0	0	0	0	0	0	L	10-27
10/23	at Commanders	S	4	2	2	0.0	0.0	1	3	0	0	0	0	0	0	0	0	0	0	0	0	0	0	0	L	21-23
10/30	at Bills	S	5	4	1	0.0	0.0	1	4	0	0	0	0	0	0	0	0	0	0	0	0	0	0	0	L	17-27
11/06	at Lions	S	1	0	1	0.0	0.0	0	0	0	0	0	0	1	0	0	0	0	0	0	0	0	0	0	L	9-15
11/13	Cowboys	S	2	2	0	0.0	0.0	0	0	1	0	0	0	0	0	0	0	0	0	0	0	0	0	0	W	31-28+
11/17	Titans	S	5	2	3	1.5	12.5	1	8	2	0	0	0	0	0	0	0	0	0	0	0	0	0	0	L	17-27
11/27	at Eagles	S	6	3	3	0.5	5.5	1	1	1	0	0	0	0	0	0	0	0	0	0	0	0	0	0	L	33-40
12/04	at Bears	S	5	4	1	0.0	0.0	0	0	0	0	0	0	0	0	0	0	0	0	0	0	0	0	0	W	28-19
12/19	Rams	S	3	2	1	2.0	14.0	2	14	4	0	0	0	0	0	0	0	0	0	0	0	0	0	0	W	24-12
12/25	at Dolphins	S	5	5	0	1.0	10.0	0	0	2	0	0	0	0	1	0	0	0	0	0	0	0	0	0	W	26-20
01/01	Vikings	S	3	1	2	0.0	0.0	0	0	1	0	0	0	0	0	0	0	0	0	0	0	0	0	0	W	41-17
01/08	Lions	S	1	1	0	0.0	0.0	0	0	0	0	0	0	0	0	0	0	0	0	0	0	0	0	0	L	16-20
2022 TOTALS		17-17	59	38	21	8.5	64.0	9	49	20	0	0	0	0	1	1	0	0	0	0	0	0	0	0	8-9	

+ - Overtime

2021 GAME-BY-GAME REGULAR-SEASON STATISTICS (PACKERS)

DATE	OPPONENT	P/S	TACKLES							INTERCEPTIONS				O. FUMB			ST				MISC		W/L	SCORE								
			TK	S	A	SK	YDS	TFL	YDS	QBH	NO	YDS	LG	TD	PD	FF	FR	TD	YDS	TK	S	A			FF	FR	S	A				
09/12	at Saints	S	5	4	1	0.0	0.0	0	0	1	0	0	0	0	0	0	0	0	0	0	0	0	0	0	L	3-38						
09/20	Lions	S	0	0	0	0.0	0.0	0	0	1	0	0	0	0	0	0	0	0	0	0	0	0	0	0	W	35-17						
09/26	at 49ers	S	4	3	1	1.0	0.0	1	3	3	0	0	0	0	0	0	0	0	0	0	0	0	0	0	W	30-28						
10/03	Steelers	S	0	0	0	0.0	0.0	0	0	0	0	0	0	0	0	0	0	0	0	0	0	0	0	0	W	27-17						
10/10	at Bengals	S	4	1	3	1.0	7.0	1	7	1	0	0	0	0	0	0	0	0	0	0	0	0	0	0	W	25-22+						
10/17	at Bears	S	0	0	0	0.0	0.0	0	0	0	0	0	0	0	0	0	0	0	0	0	0	0	0	0	W	24-14						
10/24	Football Team										GAME INACTIVE/INJURY																				W	24-10
10/28	at Cardinals	S	0	0	0	0.0	0.0	0	0	0	0	0	0	0	0	0	0	0	0	0	0	0	0	0	0	W	24-21					
11/07	at Chiefs	S	0	0	0	0.0	0.0	0	0	0	0	0	0	0	0	0	0	0	0	0	0	0	0	0	L	7-13						
11/14	Seahawks	S	2	1	1	1.0	14.0	1	14	1	0	0	0	0	0	0	0	0	0	0	0	0	0	0	W	17-0						
11/21	at Vikings	S	6	4	2	2.0	23.0	2	11	3	0	0	0	0	1	0	0	0	0	0	0	0	0	0	L	31-34						
11/28	Rams	S	2	2	0	0.0	0.0	0	0	0	0	0	0	1	0	1	0	6	0	0	0	0	0	0	W	36-28						
12/12	Bears	S	4	3	1	2.0	14.0	1	8	3	0	0	0	0	1	0	0	0	0	0	0	0	0	0	W	45-30						
12/19	at Ravens	S	3	2	1	0.0	0.0	0	0	1	0	0	0	0	0	0	0	0	0	0	0	0	0	0	W	31-30						
12/25	Browns	S	3	2	1	1.0	2.0	1	2	1	0	0	0	0	0	0	0	0	0	0	0	0	0	0	W	24-22						
01/02	Vikings	S	4	3	1	1.0	5.0	2	10	1	0	0	0	1	0	0	0	0	0	0	0	0	0	0	W	37-10						
01/09	at Lions	S	1	0	1	0.0	0.0	0	0	1	0	0	0	0	0	0	0	0	0	0	0	0	0	0	L	30-37						
2021 TOTALS		16-16	38	25	13	9.0	65.0	9	55	17	0	0	0	2	2	1	0	6	0	0	0	0	0	0	13-4							

+ - Overtime

2020 GAME-BY-GAME REGULAR-SEASON STATISTICS (PACKERS)

DATE	OPPONENT	P/S	TACKLES							INTERCEPTIONS				O. FUMB			ST				MISC		W/L	SCORE		
			TK	S	A	SK	YDS	TFL	YDS	QBH	NO	YDS	LG	TD	PD	FF	FR	TD	YDS	TK	S	A			FF	FR
09/13	at Vikings	S	0	0	0	0.0	0.0	0	0	0	0	0	0	0	0	0	0	0	0	0	0	0	0	0	W	43-34
09/20	Lions	S	3	2	1	0.5	2.5	0	0	1	0	0	0	0	0	0	0	0	0	0	0	0	0	0	W	42-21
09/27	at Saints	S	3	1	2	0.0	0.0	0	0	0	0	0	0	0	0	0	0	0	0	0	0	0	0	0	W	37-30
10/05	Falcons	S	2	2	0	0.0	0.0	0	0	0	0	0	0	0	0	0	0	0	0	0	0	0	0	0	W	30-16
10/18	at Buccaneers	S	1	1	0	0.0	0.0	0	0	1	0	0	0	0	0	0	0	0	0	0	0	0	0	0	L	10-38
10/25	at Texans	S	3	2	1	0.0	0.0	1	1	0	0	0	0	0	0	0	0	0	0	0	0	0	0	0	W	35-20
11/01	Vikings	S	3	3	0	0.0	0.0	0	0	0	0	0	0	0	0	0	0	0	0	0	0	0	0	0	L	22-28
11/05	at 49ers	S	2	1	1	0.0	0.0	0	0	2	0	0	0	1	0	0	0	0	0	0	0	0	0	0	W	34-17
11/15	Jaguars	S	5	4	1	1.0	10.0	2	10	1	0	0	0	0	0	0	0	0	0	0	0	0	0	0	W	24-20
11/22	at Colts	S	4	3	1	0.0	0.0	1	0	0	0	0	0	0	0	0	0	0	0	0	0	0	0	0	L	31-34+
11/29	Bears	P	3	2	1	1.0	6.0	1	6	2	0	0	0	0	0	1	1	14	0	0	0	0	0	0	W	41-25
12/06	Eagles	P	5	3	2	0.5	1.5	1	4	1	0	0	0	1	0	0	0	0	0	0	0	0	0	0	W	30-16
12/13	at Lions	S	2	2	0	0.0	0.0	0	0	0	0	0	0	0	0	0	0	0	0	0	0	0	0	0	W	31-24
12/19	Panthers	P	3	1	2	1.0	4.0	1	4	1	0	0	0	0	0	0	0	0	0	0	0	0	0	0	W	24-16
12/27	Titans	S	3	2	1	0.0	0.0	0	0	1	0	0	0	1	0	0	0	0	0	0	0	0	0	0	W	40-14
01/03	at Bears	S	0	0	0	0.0	0.0	0	0	1	0	0	0	0	0	0	0	0	0	0	0	0	0	0	W	35-16
2020 TOTALS		16-13	42	29	13	4.0	24.0	7	25	11	0	0	0	3	0	1	1	14	0	0	0	0	0	0	13-3	

+ - Overtime

2019 GAME-BY-GAME REGULAR-SEASON STATISTICS (PACKERS)

DATE	OPPONENT	P/S	TACKLES							INTERCEPTIONS				O. FUMB			ST				MISC		W/L	SCORE			
			TK	S	A	SK	YDS	TFL	YDS	QBH	NO	YDS	LG	TD	PD	FF	FR	TD	YDS	TK	S	A			FF	FR	S
09/05	at Bears	S	5	2	3	1.5	11.0	1	11	3	0	0	0	0	1	0	0	0	0	0	0	0	0	0	0	W	10-3
09/15	Vikings	S	3	2	1	0.0	0.0	0	0	1	1	5	5	0	1	0	0	0	0	0	0	0	0	0	0	W	21-16
09/22	Broncos	S	5	4	1	3.0	23.0	2	10	3	0	0	0	0	0	1	0	0	0	0	0	0	0	0	W	27-16	
09/26	Eagles	S	2	1	0	0.0	0.0	0	0	1	0	0	0	0	0	0	0	0	0	0	0	0	0	0	L	27-34	
10/06	at Cowboys	S	4	3	1	1.0	3.0	1	3	2	0	0	0	0	1	0	0	0	0	0	0	0	0	0	W	34-24	
10/14	Lions	S	4	2	2	1.5	12.5	2	13	2	0	0	0	0	0	0	0	0	0	0	0	0	0	0	W	23-22	
10/20	Raiders	S	1	0	1	0.0	0.0	0	0	0	0	0	0	0	0	0	0	0	0	0	0	0	0	0	W	42-24	
10/27	at Chiefs	S	4	4	0	0.0	0.0	0	0	1	0	0	0	0	0	0	0	0	0	0	0	0	0	0	W	31-24	
11/03	at Chargers	S	7	5	2	1.0	9.0	1	9	1	0	0	0	0	0	0	0	0	0	0	0	0	0	0	L	11-26	
11/10	Panthers	S	6	5	1	2.0	18.0	2	18	4	0	0	0	0	0	0	0	0	0	0	0	0	0	0	W	24-16	
11/24	at 49ers	S	3	1	2	0.5	4.5	0	0	1	0	0	0	0	0	0	0	0	0	0	0	0	0	0	L	8-37	
12/01	at Giants	S	1	0	0	0.0	0.0	0	0	0	0	0	0	0	0	0	0	0	0	0	0	0	0	0	W	31-13	
12/08	Redskins	S	2	2	0	1.0	5.0	1	5	3	0	0	0	0	0	0	0	0	0	0	0	0	0	0	W	20-15	
12/15	Bears	S	5	2	3	0.0	2.0	1	0	0	0	0	0	0	0	0	0	0	0	0	0	0	0	0	W	21-13	
12/23	at Vikings	S	3	1	2	0.5	2.0	0	0	1	0	0	0	0	0	0	0	0	0	0	0	0	0	0	W	23-10	
12/29	at Lions	S	1	1	0	0.0	0.0	0	0	0	0	0	0	0	1	0	0	0	0	0	0	0	0	0	W	23-20	
2019 TOTALS			16-16	56	36	20	12.0	88.0	11	69	23	1	5	5	0	4	1	0	0	0	0	0	0	0	0	13-3	

2018 GAME-BY-GAME REGULAR-SEASON STATISTICS (REDSKINS)

DATE	OPPONENT	P/S	TACKLES							INTERCEPTIONS				O. FUMB			ST				MISC		W/L	SCORE			
			TK	S	A	SK	YDS	TFL	YDS	QBH	NO	YDS	LG	TD	PD	FF	FR	TD	YDS	TK	S	A			FF	FR	S
09/09	at Cardinals	S	0	0	0	0.0	0.0	0	0	0	0	0	0	0	0	0	0	0	0	0	0	0	0	0	0	W	24-6
09/16	Colts	S	4	2	2	0.0	0.0	0	0	1	0	0	0	0	0	0	0	0	0	0	0	0	0	0	0	L	9-21
09/23	Packers	S	7	6	1	0.0	0.0	0	0	1	0	0	0	0	0	0	0	0	0	0	0	0	0	0	0	W	31-17
10/08	at Saints	S	4	2	2	0.0	0.0	0	0	0	0	0	0	0	0	0	0	0	0	0	0	0	0	0	0	L	19-43
10/14	Panthers	S	1	1	0	0.0	0.0	0	0	0	0	0	0	0	0	0	0	0	0	0	0	0	0	0	0	W	23-17
10/21	Cowboys	S	1	0	1	0.0	0.0	0	0	2	0	0	0	0	1	0	1	1	1	0	0	0	0	0	0	W	20-17
10/28	at Giants	S	3	1	2	0.0	0.0	1	0	0	0	0	0	0	1	0	0	0	0	0	0	0	0	0	0	W	20-13
11/04	Falcons	S	1	1	0	0.0	0.0	0	0	0	0	0	0	0	0	0	0	0	0	0	0	0	0	0	0	L	14-38
11/11	at Buccaneers	S	3	2	1	1.0	5.0	0	0	2	0	0	0	0	0	0	0	0	0	0	0	0	0	0	0	W	16-3
11/18	Texans	S	4	2	2	1.0	12.0	1	12	2	1	3	3	0	1	0	0	0	0	0	0	0	0	0	0	L	21-23
11/22	at Cowboys	S	8	3	5	1.5	13.5	2	8	4	0	0	0	0	0	0	0	0	0	0	0	0	0	0	0	L	23-31
12/03	at Eagles	S	3	3	0	0.0	0.0	0	0	2	0	0	0	0	0	0	0	0	0	0	0	0	0	0	0	L	13-28
12/09	Giants	S	5	3	2	0.0	0.0	1	6	1	0	0	0	0	0	0	0	0	0	0	0	0	0	0	0	L	16-40
12/16	at Jaguars	S	3	1	2	0.5	2.0	0	0	1	0	0	0	0	0	0	0	0	0	0	0	0	0	0	0	W	16-13
12/22	at Titans	S	4	2	2	0.0	0.0	0	0	0	0	0	0	0	0	0	0	0	0	0	0	0	0	0	0	L	16-25
12/30	Eagles	S	2	1	1	0.0	0.0	0	0	0	0	0	0	0	0	0	0	0	0	0	0	0	0	0	0	L	0-24
2018 TOTALS			16-16	53	30	23	4.0	32.5	5	26	16	1	3	3	0	3	0	1	1	1	0	0	0	0	0	7-9	

2017 GAME-BY-GAME REGULAR-SEASON STATISTICS (REDSKINS)

DATE	OPPONENT	P/S	TACKLES							INTERCEPTIONS				O. FUMB			ST				MISC		W/L	SCORE			
			TK	S	A	SK	YDS	TFL	YDS	QBH	NO	YDS	LG	TD	PD	FF	FR	TD	YDS	TK	S	A			FF	FR	S
09/10	Eagles	S	4	4	0	1.0	2.0	1	2	2	0	0	0	0	0	0	0	0	0	0	0	0	0	0	0	L	17-30
09/17	at Rams	S	3	2	1	1.0	7.0	1	7	2	0	0	0	0	0	0	0	0	0	0	0	0	0	0	0	W	27-20
09/24	Raiders	S	2	2	0	1.0	3.0	1	3	1	0	0	0	0	1	0	0	0	0	0	0	0	0	0	0	W	27-10
10/02	at Chiefs	S	2	1	1	1.0	9.0	1	9	2	0	0	0	0	0	0	0	0	0	0	0	0	0	0	0	L	20-29
10/15	49ers	S	2	1	1	0.5	5.0	1	3	4	0	0	0	0	0	0	0	0	0	0	0	0	0	0	0	W	26-24
10/23	at Eagles	S	5	5	0	0.0	0.0	0	0	0	0	0	0	0	0	0	0	0	0	0	0	0	0	0	0	L	24-34
10/29	Cowboys	S	1	1	0	0.0	0.0	1	2	0	0	0	0	0	0	0	0	0	0	0	0	0	0	0	0	L	19-33
11/05	at Seahawks	S	1	0	1	0.0	0.0	0	0	2	0	0	0	0	0	0	0	0	0	0	0	0	0	0	0	W	17-14
11/12	Vikings	S	2	1	1	0.0	0.0	0	0	1	0	0	0	0	0	0	0	0	0	0	0	0	0	0	0	L	30-38
11/19	at Saints	S	4	3	1	0.0	0.0	1	12	1	0	0	0	0	0	0	0	0	0	0	0	0	0	0	0	L	31-34
11/23	Giants	S	0	0	0	0.0	0.0	0	0	0	0	0	0	0	0	0	0	0	0	0	0	0	0	0	0	W	20-10
11/30	at Cowboys	S	5	1	4	0.5	4.5	0	0	1	0	0	0	0	0	0	0	0	0	0	0	0	0	0	0	L	14-38
12/10	at Chargers	S	0	0	0	0.0	0.0	0	0	0	0	0	0	0	0	0	0	0	0	0	0	0	0	0	0	L	13-30
12/17	Cardinals	S	3	3	0	1.0	5.0	1	5	4	1	18	18	0	1	0	1	0	12	0	0	0	0	0	0	W	20-15
12/24	Broncos	S	5	5	0	2.0	5.0	2	5	1	0	0	0	0	0	1	0	0	0	0	0	0	0	0	0	W	27-11
12/31	at Giants	S	3	2	1	0.0	0.0	0	0	0	1	8	8	0	1	0	0	0	0	0	0	0	0	0	0	L	10-18
2017 TOTALS			16-16	42	31	11	8.0	40.5	10	48	21	2	26	18	0	3	1	1	0	12	0	0	0	0	0	7-9	

+/- Overtime

2016 GAME-BY-GAME REGULAR-SEASON STATISTICS (REDSKINS)

DATE	OPPONENT	P/S	TACKLES							INTERCEPTIONS				O. FUMB			ST				MISC		W/L	SCORE			
			TK	S	A	SK	YDS	TFL	YDS	QBH	NO	YDS	LG	TD	PD	FF	FR	TD	YDS	TK	S	A			FF	FR	S
09/12	Steelers	S	3	0	3	0.0	0.0	0	0	1	0	0	0	0	0	0	0	0	0	0	0	0	0	0	0	L	16-38
09/18	Cowboys	S	1	0	1	0.0	0.0	0	0	0	0	0	0	0	0	0	0	0	0	0	0	0	0	0	0	L	23-27
09/25	at Giants	S	5	4	1	0.0	0.0	0	0	0	0	0	0	0	1	0	0	0	0	0	0	0	0	0	0	W	29-27
10/02	Browns	S	4	3	1	0.0	0.0	2	7	2	0	0	0	0	0	0	0	0	0	0	0	0	0	0	0	W	31-20
10/09	at Ravens	S	1	1	0	0.0	0.0	1	2	1	0	0	0	0	0	0	0	0	0	0	0	0	0	0	0	W	16-10
10/16	Eagles	S	2	1	1	0.5	4.5	0	0																		

2015 GAME-BY-GAME REGULAR-SEASON STATISTICS (REDSKINS)

DATE	OPPONENT	P/S	TACKLES							INTERCEPTIONS				O. FUMB			ST			MISC		W/L	SCORE					
			TK	S	A	SK	YDS	TFL	YDS	QBH	NO	YDS	LG	TD	PD	FF	FR	TD	YDS	TK	S			A	FF	FR	S	A
09/13	Dolphins	P	1	1	0	1.0	38.0	0	0	1	0	0	0	0	0	1	1	0	0	1	1	0	1	0	0	0	L	10-17
09/20	Rams	P	0	0	0	0.0	0.0	0	0	0	0	0	0	0	1	0	0	0	0	0	0	0	0	0	0	0	W	24-10
09/24	at Giants	P	0	0	0	0.0	0.0	0	0	0	0	0	0	0	0	0	0	0	0	0	0	0	0	0	0	0	L	21-32
10/04	Eagles	P	3	3	0	1.0	9.0	1	9	1	0	0	0	0	1	0	0	0	0	0	0	0	0	0	0	0	W	23-20
10/11	at Falcons	P	2	2	0	0.0	0.0	0	0	0	0	0	0	0	0	0	0	0	0	1	1	0	0	0	0	0	L	19-25+
10/18	at Jets	P	1	0	1	0.0	0.0	0	0	0	0	0	0	0	0	0	0	0	0	0	1	1	0	0	0	0	L	20-34
10/25	Buccaneers	P	4	2	2	0.0	0.0	0	0	1	0	0	0	0	0	0	0	0	0	0	0	0	0	0	0	0	W	31-30
11/08	at Patriots	P	1	1	0	0.0	0.0	0	0	0	0	0	0	0	0	0	0	0	0	0	0	0	0	0	0	0	L	10-27
11/15	Saints	P	1	0	1	0.0	0.0	0	0	0	0	0	0	0	0	0	0	0	0	0	0	0	0	0	0	0	W	47-14
11/22	at Panthers	P	3	2	1	1.0	8.0	1	8	1	0	0	0	0	0	0	0	0	0	0	0	0	0	0	0	0	L	16-44
11/29	Giants	P	3	1	2	0.0	0.0	0	0	1	0	0	0	0	1	0	0	0	0	0	1	1	0	0	0	0	W	20-14
12/07	Cowboys	P	1	1	0	0.0	0.0	0	0	0	0	0	0	0	0	0	0	0	0	0	0	0	0	0	0	0	L	16-19
12/13	at Bears	S	1	1	0	0.0	0.0	0	0	0	0	0	0	0	0	0	0	0	0	0	0	0	0	0	0	0	W	24-21
12/20	Bills	P	4	2	2	1.0	5.0	1	5	1	0	0	0	0	0	0	0	0	0	0	0	0	0	0	0	0	W	35-25
12/26	at Eagles	S	4	3	1	3.0	13.0	2	13	3	0	0	0	0	0	1	0	0	0	0	0	0	0	0	0	0	W	38-24
01/03	at Cowboys	P	1	1	0	1.0	4.0	1	4	1	0	0	0	0	1	0	0	0	0	0	1	0	1	0	0	0	W	34-23
2015 TOTALS		16-2	30	20	10	8.0	77.0	6	39	10	0	0	0	0	4	2	1	0	0	5	4	1	1	0	0	0	9-7	

+ - Overtime

2023 GAME-BY-GAME POSTSEASON STATISTICS (PACKERS)

DATE	OPPONENT	P/S	TACKLES							INTERCEPTIONS				O. FUMB			ST			MISC		W/L	SCORE					
			TK	S	A	SK	YDS	TFL	YDS	QBH	NO	YDS	LG	TD	PD	FF	FR	TD	YDS	TK	S			A	FF	FR	S	A
01/14	at Cowboys	S	1	1	0	1.0	5.0	1	5	1	0	0	0	0	1	0	0	0	0	0	0	0	0	0	0	0	W	48-32
01/20	at 49ers	S	2	1	1	0.5	3.5	0	0	2	0	0	0	0	0	0	0	0	0	0	0	0	0	0	0	0	L	21-24
2023 TOTALS		2-2	3	2	1	1.5	8.5	1	5	3	0	0	0	0	1	0	0	0	0	0	0	0	0	0	0	0	1-1	

2021 GAME-BY-GAME POSTSEASON STATISTICS (PACKERS)

DATE	OPPONENT	P/S	TACKLES							INTERCEPTIONS				O. FUMB			ST			MISC		W/L	SCORE					
			TK	S	A	SK	YDS	TFL	YDS	QBH	NO	YDS	LG	TD	PD	FF	FR	TD	YDS	TK	S			A	FF	FR	S	A
01/22	49ers	S	9	6	3	0.0	0.0	0	0	0	0	0	0	0	0	0	0	0	0	0	0	0	0	0	0	0	L	10-13
2021 TOTALS		1-1	9	6	3	0.0	0.0	0	0	0	0	0	0	0	0	0	0	0	0	0	0	0	0	0	0	0	0-1	

2020 GAME-BY-GAME POSTSEASON STATISTICS (PACKERS)

DATE	OPPONENT	P/S	TACKLES							INTERCEPTIONS				O. FUMB			ST			MISC		W/L	SCORE					
			TK	S	A	SK	YDS	TFL	YDS	QBH	NO	YDS	LG	TD	PD	FF	FR	TD	YDS	TK	S			A	FF	FR	S	A
01/16	Rams	S	3	2	1	0.0	0.0	0	0	1	0	0	0	0	2	0	0	0	0	0	0	0	0	0	0	0	W	32-18
01/24	Buccaneers	S	3	2	1	0.0	0.0	0	0	1	0	0	0	0	0	0	0	0	0	0	0	0	0	0	0	0	L	26-31
2020 TOTALS		2-2	6	4	2	0.0	0.0	0	0	2	0	0	0	0	2	0	0	0	0	0	0	0	0	0	0	0	1-1	

2019 GAME-BY-GAME POSTSEASON STATISTICS (PACKERS)

DATE	OPPONENT	P/S	TACKLES							INTERCEPTIONS				O. FUMB			ST			MISC		W/L	SCORE					
			TK	S	A	SK	YDS	TFL	YDS	QBH	NO	YDS	LG	TD	PD	FF	FR	TD	YDS	TK	S			A	FF	FR	S	A
01/12	Seahawks	S	2	2	0	2.0	6.0	1	6	4	0	0	0	0	0	0	0	0	0	0	0	0	0	0	0	0	W	28-23
01/19	at 49ers	S	2	2	0	0.0	0.0	0	0	0	0	0	0	0	0	0	0	0	0	0	0	0	0	0	0	0	L	20-37
2019 TOTALS		2-2	4	4	0	2.0	6.0	1	6	4	0	0	0	0	0	0	0	0	0	0	0	0	0	0	0	0	1-1	

2015 GAME-BY-GAME POSTSEASON STATISTICS (REDSKINS)

DATE	OPPONENT	P/S	TACKLES							INTERCEPTIONS				O. FUMB			ST			MISC		W/L	SCORE					
			TK	S	A	SK	YDS	TFL	YDS	QBH	NO	YDS	LG	TD	PD	FF	FR	TD	YDS	TK	S			A	FF	FR	S	A
01/10	Packers	P	3	2	1	1.0	5.0	1	5	1	0	0	0	0	0	0	0	0	0	0	0	0	0	0	0	0	L	18-35
2015 TOTALS		1-0	3	2	1	1.0	5.0	1	5	1	0	0	0	0	0	0	0	0	0	0	0	0	0	0	0	0	0-1	



CAMERON ^{CB}
SUTTON

HEIGHT: 5-11
WEIGHT: 188
COLLEGE: Tennessee
BORN: February 27, 1995

HOW ACQUIRED: FA '24
NFL EXPERIENCE: 6th year
BIRTHPLACE: Jonesboro, GA



PRO CAREER

- ✦ Has played in 101 games (56 starts) over his seven-year NFL career (Pittsburgh 2017-22; Detroit 2023)
- ✦ Has registered 229 tackles (190 solo), 44 passes defended, six forced fumbles, nine interceptions, 12 tackles for loss, three quarterback hits, 2.0 sacks and one fumble recovery
- ✦ Made NFL debut in Week 13 of 2017 (at Cincinnati)
- ✦ Made NFL starting debut in Week 15 of 2017 (vs. New England)

2023 (LIONS)

- ✦ Played in all 17 regular-season games (16 starts)
- ✦ Registered 65 tackles (50 solo), six passes defended, one forced fumble, one interception and four tackles for loss
- ✦ Notched his only interception of the season in Week 18 vs. Minnesota
- ✦ Recorded a season-high 10 tackles (all solo) in Week 17 at Dallas

2022 (STEELERS)

- ✦ Played in 16 games (15 starts)
- ✦ Registered a team-best and career-high 15 passes defended
- ✦ Caught three interceptions, the most of his career and third-best on the team
- ✦ Added on 43 tackles (35 solo), including one for loss
- ✦ Recorded a pass defended in 12 out of 16 games that he appeared in, including three performances with two passes defended
- ✦ Notched his first interception of the season in the second quarter in Week 1 at Cincinnati, one of four Steelers players to record an interception in the game
- ✦ Recorded a season-high five tackles (all solo) in Week 3 at Cleveland
- ✦ Picked off QB Zach Wilson before halftime in Week 4 vs. New York Jets and returned it for 26 yards, tying the longest interception return of his career
- ✦ Was inactive Week 6 vs. Tampa Bay due to a hamstring injury
- ✦ Intercepted QB Derek Carr with 36 seconds left in the fourth quarter to secure the Steelers' 13-10 victory over Las Vegas in Week 16

2021 (STEELERS)

- ✦ Appeared in and started 16 regular-season games
- ✦ Registered a career-high 52 tackles (44 solo), two interceptions, six passes defended, four tackles for loss and one forced fumble
- ✦ Was inactive in Week 5 vs. Denver due to a groin injury
- ✦ Recorded the first double-digit tackle game of his career in Week 11 at L.A. Chargers
- ✦ Recorded career highs in tackles (10) and solo tackles (seven) in Week 11 at L.A. Chargers
- ✦ Notched his first interception of the season in Week 11 at L.A. Chargers, which led to a Steelers touchdown
- ✦ Reached the 100 career tackles milestone in Week 12 at Cincinnati
- ✦ Picked off QB Tyler Huntley to begin the fourth quarter in a Week 18 victory at Baltimore that sent Pittsburgh to the playoffs
- ✦ Registered five tackles (all solo), including one for loss in a Wild Card playoff appearance at Kansas City

2020 (STEELERS)

- ✦ Saw action in all 16 regular-season games and started six
- ✦ Registered 29 tackles (26 solo), eight passes defended, three forced fumbles, one fumble recovery, one tackle for loss and 1.0 sack
- ✦ Recorded a forced fumble in three straight games (Week 8 at BAL, Week 9 at DAL and Week 10 vs. CIN)
- ✦ His three-game streak with a forced fumble was tied for the ninth-longest streak in the NFL since 2000
- ✦ Intercepted a pass from QB Baker Mayfield in the second quarter, setting up a scoring drive for Pittsburgh, and added two solo tackles and a sack in Week 6 vs. Cleveland
- ✦ Forced a fumble that was recovered by S Minkah Fitzpatrick in the second quarter and added four solo tackles in Week 9 at Dallas
- ✦ Forced a fumble that was recovered at the Pittsburgh 45-yard line and added four solo tackles and one tackle for loss in Week 10 vs. Cincinnati
- ✦ Recovered his first career fumble that led to a Steelers TD two plays later and recorded two solo tackles and three passes defended in Week 14 at Buffalo

2019 (STEELERS)

- ✦ Saw action in all 16 regular-season games (no starts)
- ✦ Registered 16 tackles on defense (13 solo), five passes defended, two tackles for loss, one interception and 1.0 sack
- ✦ Picked off QB Phillip Rivers with just over a minute left in the fourth quarter and returned it 26 yards to end the game at L.A. Chargers in Week 8
- ✦ Was also credited with three passes defended in Week 6 at L.A. Chargers – a single game career high
- ✦ Registered the first sack of his career taking down QB Baker Mayfield on Cleveland's first drive of the fourth quarter in Week 13

2018 (STEELERS)

- ✦ Saw action in 15 of 16 regular-season games (one start), playing primarily on special teams
- ✦ Finished the season with 19 tackles on defense (18 solo), three passes defended and one interception
- ✦ Added three special teams tackles
- ✦ Picked off Cleveland QB Tyrod Taylor in Week 1 to mark the first interception of his NFL career

2017 (STEELERS)

- ✦ Spent the first 12 weeks of the season on injured reserve due to a hamstring injury
- ✦ Saw action in five regular-season games with one start
- ✦ Finished the season with five tackles (four solo) and one pass defended
- ✦ Made first start of his NFL career vs. New England in Week 15 and tallied three tackles (two solo)

TRANSACTIONS

- ✦ Signed a one-year contract with Pittsburgh on June 5, 2024
- ✦ Waived by Detroit on March 21, 2024
- ✦ Signed a three-year contract with the Lions on March 16, 2023
- ✦ Signed a two-year deal with the Steelers on Mar. 15, 2021
- ✦ Signed a four-year deal with Pittsburgh on June 13, 2017
- ✦ Drafted by the Steelers with the first of two third-round selections (94th overall) of the 2017 NFL Draft

PERSONAL

- ✦ Attended Jonesboro High School (Jonesboro, Ga.)
- ✦ Played cornerback, wide receiver and served as the return specialist
- ✦ As a senior, totaled 1,396 all-purpose yards with 19 total TDs, as he was named All-State by the *Atlanta Journal-Constitution* in Class 4A
- ✦ Added first-team all-county and all-area honors as a sophomore, junior and senior
- ✦ Also played baseball and basketball for three years
- ✦ Son of Dalton and Nedra Sutton
- ✦ Full name: Cameron Amir Sutton

COLLEGE

- ✦ Started all 45 games played at Tennessee (2013-16)
- ✦ Totaled 127 tackles, 13 tackles for loss, seven interceptions, 30 pass breakups, three forced fumbles and three fumble recoveries
- ✦ His 30 pass breakups were a school record
- ✦ Added 657 punt return yards with three TD punt returns
- ✦ As a junior, led the nation in punt return average (18.7), and returned two punts for TDs, as he earned *Sporting News* First-Team All-America honors
- ✦ As a sophomore, named All-SEC Third Team by Phil Steele
- ✦ Earned Freshman All-SEC honors and was named Freshman All-American by Athlon Sports
- ✦ Graduated in 2016 with a degree in communication studies

REGULAR SEASON COMPARISON: DEFENSIVE - BALTIMORE RAVENS

DATE	OPP	W/L	GP/GS	TACKLES				ASST	SACK	YDS.	INT	TFL	PD	QBH	TD	MISC	
				TOT	SOLO	FF	FR										
12/10/17	PIT vs. BLT	W	P	2	2	2	0	0.0	0.0	0	0	0	0	0	0	0	0
9/30/18	PIT vs. BLT	L	P	3	3	0	0	0.0	0.0	0	0	0	0	0	0	0	0
11/4/18	PIT @ BLT	W	P	0	0	0	0	0.0	0.0	0	0	0	0	0	0	0	0
10/6/19	PIT vs. BLT	L	P	0	0	0	0	0.0	0.0	0	0	1	0	0	0	0	0
12/29/19	PIT @ BLT	L	P	1	1	0	0	0.0	0.0	0	0	0	0	0	0	0	0
11/1/20	PIT @ BLT	W	P	2	2	0	0	0.0	0.0	0	0	0	0	0	0	1	0
12/2/20	PIT vs. BLT	W	P	1	1	0	0	0.0	0.0	0	0	0	0	0	0	0	0
12/5/21	PIT vs. BLT	W	S	4	4	0	0	0.0	0.0	0	0	0	0	0	0	0	0
1/9/22	PIT @ BLT	W	S	5	5	0	0	0.0	0.0	1	0	1	0	0	0	0	0
12/11/22	PIT vs. BLT	L	S	2	2	0	0	0.0	0.0	0	0	1	0	0	0	0	0
1/1/23	PIT @ BLT	W	S	2	1	1	0	0.0	0.0	0	0	0	0	0	0	0	0
11/17/24	PIT vs. BLT	W	P	0	0	0	0	0.0	0.0	0	0	0	0	0	0	0	0
12/21/24	PIT @ BLT	L	P	0	0	0	0	0.0	0.0	0	0	0	0	0	0	0	0
TOTALS			0/1	1/1	3	2	1	0.0	0.0	0	0	0	0	0	0	0	0

CAMERON SUTTON'S NFL REGULAR SEASON DEFENSIVE STATISTICS

DATE	TEAM	GP	GS	TACKLES				YDS	QBH	NO	INTERCEPTIONS				PD	O. FUMB			ST			MISC.						
				TK	S	A	TFL				YDS	LG	TD	FF		FR	TD	YDS	TK	S	A	FF	FR	S	A			
2017	Steelers	5	1	5	4	1	0	0	0.0	0.0	0	0	0	0	1	0	0	0	0	0	0	0	0	0	0	0		
2018	Steelers	15	1	19	18	1	0	0	0.0	0.0	2	1	0	0	3	0	0	0	0	3	2	1	1	0	0	0	0	
2019	Steelers	16	0	16	13	3	2	2	1.0	1.0	1	1	26	26	5	0	0	0	0	0	0	0	0	0	0	0	0	
2020	Steelers	16	6	29	26	3	1	4	1.0	0.0	0	1	0	0	8	3	1	0	0	1	1	0	0	0	0	0	0	
2021	Steelers	16	16	52	44	8	4	13	0.0	0.0	0	2	4	4	6	1	0	0	0	0	0	0	0	0	0	0	0	
2022	Steelers	16	15	43	35	8	1	1	0.0	0.0	0	3	26	26	15	0	0	0	0	0	0	0	0	0	0	0	0	
2023	Lions	17	17	65	50	15	4	8	0.0	0.0	0	1	23	23	6	1	0	0	0	0	0	0	0	0	0	0	0	
2024	Steelers	9	2	15	7	8	0	0	0.0	0.0	0	0	0	0	3	0	0	0	0	0	0	0	0	0	0	0	0	
NFL TOTALS		110	58	244	197	47	12	28	2.0	1.0	3	9	79	26	0	47	5	1	0	0	4	3	1	1	0	0	0	0

CAMERON SUTTON'S NFL POSTSEASON DEFENSIVE STATISTICS

DATE	TEAM	GP	GS	TACKLES				YDS	QBH	NO	INTERCEPTIONS				PD	O. FUMB			ST			MISC.							
				TK	S	A	TFL				YDS	LG	TD	FF		FR	TD	YDS	TK	S	A	FF	FR	S	A				
2017	Steelers	1	0	0	0	0	0	0	0.0	0.0	0	0	0	0	0	0	0	0	0	0	0	0	0	0	0	0	0	0	
2020	Steelers	1	1	2	2	0	0	0	0.0	0.0	0	0	0	0	1	0	0	0	0	0	0	0	0	0	0	0	0	0	0
2021	Steelers	1	1	5	5	0	1	4	0.0	0.0	0	0	0	0	0	0	0	0	0	0	0	0	0	0	0	0	0	0	0
2023	Lions	3	3	8	7	1	1	1	0.0	0.0	0	0	0	0	3	0	0	0	0	0	0	0	0	0	0	0	0	0	0
NFL TOTALS		6	5	15	14	1	2	5	0.0	0.0	0	0	0	0	4	0	0	0	0	0	0	0	0	0	0	0	0	0	0

2022 GAME-BY-GAME REGULAR-SEASON STATISTICS (STEELERS)

DATE	OPPONENT	P/S	TACKLES							INTERCEPTIONS				O. FUMB			ST				MISC		W/L	SCORE			
			TK	S	A	SK	YDS	TFL	YDS	QBH	NO	YDS	LG	TD	PD	FF	FR	TD	YDS	TK	S	A			FF	FR	S
09/11	at Bengals	S	3	2	1	0.0	0.0	0	0	0	1	0	0	0	2	0	0	0	0	0	0	0	0	0	0	W	23-20+
09/18	Patriots	S	3	3	0	0.0	0.0	0	0	0	0	0	0	0	1	0	0	0	0	0	0	0	0	0	0	L	14-17
09/22	at Browns	S	5	5	0	0.0	0.0	0	0	0	0	0	0	0	1	0	0	0	0	0	0	0	0	0	0	L	17-29
10/02	Jets	S	1	1	0	0.0	0.0	0	0	0	1	26	26	0	1	0	0	0	0	0	0	0	0	0	0	L	20-24
10/09	at Bills	S	4	4	0	0.0	0.0	1	1	0	0	0	0	0	0	0	0	0	0	0	0	0	0	0	0	L	3-38
10/16	Buccaneers																								W	20-18	
10/23	at Dolphins	P	1	1	0	0.0	0.0	0	0	0	0	0	0	0	1	0	0	0	0	0	0	0	0	0	0	L	10-16
10/30	at Eagles	S	4	4	0	0.0	0.0	0	0	0	0	0	0	0	2	0	0	0	0	0	0	0	0	0	0	L	13-35
11/13	Saints	S	2	2	0	0.0	0.0	0	0	0	0	0	0	0	0	0	0	0	0	0	0	0	0	0	0	W	20-10
11/20	Bengals	S	3	3	0	0.0	0.0	0	0	0	0	0	0	0	0	0	0	0	0	0	0	0	0	0	0	L	30-37
11/28	at Colts	S	1	1	0	0.0	0.0	0	0	0	0	0	0	0	1	0	0	0	0	0	0	0	0	0	0	W	24-17
12/04	at Falcons	S	4	3	1	0.0	0.0	0	0	0	0	0	0	0	1	0	0	0	0	0	0	0	0	0	0	W	19-16
12/11	Ravens	S	2	2	0	0.0	0.0	0	0	0	0	0	0	0	1	0	0	0	0	0	0	0	0	0	0	L	14-16
12/18	at Panthers	S	2	1	1	0.0	0.0	0	0	0	0	0	0	0	1	0	0	0	0	0	0	0	0	0	0	W	24-16
12/24	Raiders	S	3	1	2	0.0	0.0	0	0	0	1	0	0	0	2	0	0	0	0	0	0	0	0	0	0	W	13-10
01/01	at Ravens	S	2	1	1	0.0	0.0	0	0	0	0	0	0	0	0	0	0	0	0	0	0	0	0	0	0	W	16-13
01/08	Browns	S	3	1	2	0.0	0.0	0	0	0	0	0	0	0	0	1	0	0	0	0	0	0	0	0	0	W	28-14
2022 TOTALS		16-15	43	35	8	0.0	0.0	1	1	0	3	26	26	0	15	0	0	0	0	0	0	0	0	0	0	9-8	

+ - Overtime

2021 GAME-BY-GAME REGULAR-SEASON STATISTICS (STEELERS)

DATE	OPPONENT	P/S	TACKLES							INTERCEPTIONS				O. FUMB			ST				MISC		W/L	SCORE			
			TK	S	A	SK	YDS	TFL	YDS	QBH	NO	YDS	LG	TD	PD	FF	FR	TD	YDS	TK	S	A			FF	FR	S
09/12	at Bills	S	5	5	0	0.0	0.0	2	9	0	0	0	0	0	2	0	0	0	0	0	0	0	0	0	0	W	23-16
09/19	Raiders	S	3	2	1	0.0	0.0	0	0	0	0	0	0	0	0	0	0	0	0	0	0	0	0	0	0	L	17-26
09/26	Bengals	S	2	2	0	0.0	0.0	0	0	0	0	0	0	0	0	0	0	0	0	0	0	0	0	0	0	L	10-24
10/03	at Packers	S	1	1	0	0.0	0.0	0	0	0	0	0	0	0	1	0	0	0	0	0	0	0	0	0	0	L	17-27
10/10	Broncos																								W	27-19	
10/17	Seahawks	S	3	2	1	0.0	0.0	0	0	0	0	0	0	0	0	0	0	0	0	0	0	0	0	0	0	W	23-20+
10/31	at Browns	S	3	3	0	0.0	0.0	1	2	0	0	0	0	0	0	0	0	0	0	0	0	0	0	0	0	W	15-10
11/08	Bears	S	3	3	0	0.0	0.0	0	0	0	0	0	0	0	0	0	0	0	0	0	0	0	0	0	0	W	29-27
11/14	Lions	S	0	0	0	0.0	0.0	0	0	0	0	0	0	0	0	0	0	0	0	0	0	0	0	0	0	T	16-16
11/21	at Chargers	S	10	7	3	0.0	0.0	1	2	0	1	4	4	0	1	0	0	0	0	0	0	0	0	0	0	L	37-41
11/28	at Bengals	S	4	3	1	0.0	0.0	0	0	0	0	0	0	0	0	0	0	0	0	0	0	0	0	0	0	L	10-41
12/05	Ravens	S	4	4	0	0.0	0.0	0	0	0	0	0	0	0	0	0	0	0	0	0	0	0	0	0	0	W	20-19
12/09	at Vikings	S	4	4	0	0.0	0.0	0	0	0	0	0	0	0	1	0	0	0	0	0	0	0	0	0	0	L	28-36
12/19	at Titans	S	3	2	1	0.0	0.0	0	0	0	0	0	0	0	0	1	0	0	0	0	0	0	0	0	0	W	19-13
12/26	at Chiefs	S	0	0	0	0.0	0.0	0	0	0	0	0	0	0	0	0	0	0	0	0	0	0	0	0	0	L	10-36
01/03	Browns	S	2	1	1	0.0	0.0	0	0	0	0	0	0	0	0	0	0	0	0	0	0	0	0	0	0	W	26-14
01/09	at Ravens	S	5	5	0	0.0	0.0	0	0	0	1	0	0	0	1	0	0	0	0	0	0	0	0	0	0	W	16-13+
2021 TOTALS		16-16	52	44	8	0.0	0.0	4	13	0	2	4	4	0	6	1	0	0	0	0	0	0	0	0	0	9-7-1	

+ - Overtime

2020 GAME-BY-GAME REGULAR-SEASON STATISTICS (STEELERS)

DATE	OPPONENT	P/S	TACKLES							INTERCEPTIONS				O. FUMB			ST				MISC		W/L	SCORE			
			TK	S	A	SK	YDS	TFL	YDS	QBH	NO	YDS	LG	TD	PD	FF	FR	TD	YDS	TK	S	A			FF	FR	S
09/14	at Giants	P	1	0	1	0.0	0.0	0	0	0	0	0	0	0	0	0	0	0	0	0	0	0	0	0	0	W	26-16
09/20	Broncos	P	1	0	1	0.0	0.0	0	0	0	0	0	0	0	0	0	0	0	0	0	0	0	0	0	0	W	26-21
09/27	Texans	P	0	0	0	0.0	0.0	0	0	0	0	0	0	0	0	0	0	0	0	0	0	0	0	0	0	W	28-21
10/11	Eagles	P	0	0	0	0.0	0.0	0	0	0	0	0	0	0	0	0	0	0	0	0	0	0	0	0	0	W	38-29
10/18	Browns	P	2	2	0	1.0	0.0	0	0	0	1	0	0	0	1	0	0	0	0	0	0	0	0	0	0	W	38-7
10/25	at Titans	P	4	4	0	0.0	0.0	0	0	0	0	0	0	2	0	0	0	0	0	0	0	0	0	0	0	W	27-24
11/01	at Ravens	P	2	2	0	0.0	0.0	0	0	0	0	0	0	0	1	0	0	0	0	0	0	0	0	0	0	W	28-24
11/08	at Cowboys	S	3	3	0	0.0	0.0	0	0	0	0	0	0	0	1	0	0	0	1	1	0	0	0	0	0	W	24-19
11/15	Bengals	S	4	4	0	0.0	0.0	1	4	0	0	0	0	0	1	0	0	0	0	0	0	0	0	0	0	W	36-10
11/22	at Jaguars	P	3	2	1	0.0	0.0	0	0	0	0	0	0	0	1	0	0	0	0	0	0	0	0	0	0	W	27-3
12/02	Ravens	P	1	1	0	0.0	0.0	0	0	0	0	0	0	0	0	0	0	0	0	0	0	0	0	0	0	W	19-14
12/07	Football Team	S	3	3	0	0.0	0.0	0	0	0	0	0	0	0	1	0	0	0	0	0	0	0	0	0	0	L	17-23
12/13	at Bills	S	2	2	0	0.0	0.0	0	0	0	0	0	0	2	0	1	0	0	0	0	0	0	0	0	0	L	15-26
12/21	at Bengals	P	0	0	0	0.0	0.0	0	0	0	0	0	0	0	1	0	0	0	0	0	0	0	0	0	0	L	17-27
12/27	Colts	S	1	1	0	0.0	0.0	0	0	0	0	0	0	0	0	0	0	0	0	0	0	0	0	0	0	W	28-24
01/03	at Browns	S	2	2	0	0.0	0.0	0	0	0	0	0	0	0	0	0	0	0	0	0	0	0	0	0	0	L	22-24
2020 TOTALS		16-6	29	26	3	1.0	0.0	1	4	0	1	0	0	0	8	3	1	0	0	1	1	0	0	0	0	12-4	

+ - Overtime

2019 GAME-BY-GAME REGULAR-SEASON STATISTICS (STEELERS)

DATE	OPPONENT	P/S	TACKLES							INTERCEPTIONS				O. FUMB			ST				MISC		W/L	SCORE				
			TK	S	A	SK	YDS	TFL	YDS	QBH	NO	YDS	LG	TD	PD	FF	FR	TD	YDS	TK	S	A			FF	FR	S	A
09/08	at Patriots	P	1	1	0	0.0	0.0	0	0	0	0	0	0	0	0	0	0	0	0	0	0	0	0	0	0	L	3-33	
09/15	Seahawks	P	3	3	0	0.0	0.0	1	1	0	0	0	0	0	0	0	0	0	0	0	0	0	0	0	0	L	26-28	
09/22	at 49ers	P	0	0	0	0.0	0.0	0	0	0	0	0	0	0	0	0	0	0	0	0	0	0	0	0	0	L	20-24	
09/30	Bengals	P	2	1	1	0.0	0.0	0	0	0	0	0	0	0	1	0	0	0	0	0	0	0	0	0	0	W	27-3	
10/06	Ravens	P	0	0	0	0.0	0.0	0	0	0	0	0	0	0	0	0	0	0	0	0	0	0	0	0	0	L	23-26+	
10/13	at Chargers	P	1	1	0	0.0	0.0	0	0	0	1	26	26	0	3	0	0	0	0	0	0	0	0	0	0	0	W	24-17
10/28	Dolphins	P	0	0	0	0.0	0.0	0	0	0	0	0	0	0	0	0	0	0	0	0	0	0	0	0	0	W	27-14	
11/03	Colts	P	1	1	0	0.0	0.0	0	0	0	0	0	0	0	0	0	0	0	0	0	0	0	0	0	0	W	26-24	
11/10	Rams	P	2	1	1	0.0	0.0	0	0	0	0	0	0	0	0	0	0	0	0	0	0	0	0	0	0	W	17-12	
11/14	at Browns	P	1	1	0	0.0	0.0	0	0	0	0	0	0	0	0	0	0	0	0	0	0	0	0	0	0	L	7-21	
11/24	at Bengals	P	1	0	1	0.0	0.0	0	0	0	0	0	0	0	0	0	0	0	0	0	0	0	0	0	0	W	16-10	
12/01	Browns	P	1	1	0	1.0	1.0	1	1	1	0	0	0	0	0	0	0	0	0	0	0	0	0	0	0	W	20-13	
12/08	at Cardinals	P	1	1	0	0.0	0.0	0	0	0	0	0	0	0	0	0	0	0	0	0	0	0	0	0	0	W	23-17	
12/15	Bills	P	1	1	0	0.0	0.0	0	0	0	0	0	0	0	0	0	0	0	0	0	0	0	0	0	0	L	10-17	
12/22	at Jets	P	0	0	0	0.0	0.0	0	0	0	0	0	0	0	0	0	0	0	0	0	0	0	0	0	0	L	10-16	
12/29	at Ravens	P	1	1	0	0.0	0.0	0	0	0	0	0	0	0	0	0	0	0	0	0	0	0	0	0	0	L	10-28	
2019 TOTALS		16-0	16	13	3	1.0	1.0	2	2	1	1	26	26	0	5	0	0	0	0	0	0	0	0	0	0	8-8		

+ - Overtime

2018 GAME-BY-GAME REGULAR-SEASON STATISTICS (STEELERS)

DATE	OPPONENT	P/S	TACKLES							INTERCEPTIONS				O. FUMB			ST				MISC		W/L	SCORE				
			TK	S	A	SK	YDS	TFL	YDS	QBH	NO	YDS	LG	TD	PD	FF	FR	TD	YDS	TK	S	A			FF	FR	S	A
09/09	at Browns	P	2	2	0	0.0	0.0	0	0	0	1	0	0	0	2	0	0	0	0	0	0	0	0	0	0	0	T	21-21
09/16	Chiefs	S	2	2	0	0.0	0.0	0	0	0	0	0	0	0	0	0	0	0	0	1	1	0	1	0	0	0	L	37-42
09/24	at Buccaneers	P	0	0	0	0.0	0.0	0	0	0	0	0	0	0	0	0	0	0	0	0	0	0	0	0	0	0	W	30-27
09/30	Ravens	P	3	3	0	0.0	0.0	0	0	0	0	0	0	0	0	0	0	0	0	0	0	0	0	0	0	0	L	14-26
10/07	Falcons	P	4	4	0	0.0	0.0	0	0	0	0	0	0	0	0	0	0	0	1	1	0	0	0	0	0	0	W	41-17
10/14	at Bengals	P	5	5	0	0.0	0.0	0	0	0	0	0	0	0	1	0	0	0	0	0	0	0	0	0	0	0	W	28-21
10/28	Browns	P	0	0	0	0.0	0.0	0	0	0	0	0	0	0	0	0	0	0	0	0	0	0	0	0	0	0	W	33-18
11/04	at Ravens	P	0	0	0	0.0	0.0	0	0	0	0	0	0	0	0	0	0	0	0	0	0	0	0	0	0	0	W	23-16
11/08	Panthers	P	0	0	0	0.0	0.0	0	0	0	0	0	0	0	0	0	0	0	0	0	0	0	0	0	0	0	W	52-21
11/18	at Jaguars	P	0	0	0	0.0	0.0	0	0	0	0	0	0	0	0	0	0	0	0	0	0	0	0	0	0	0	W	20-16
11/25	at Broncos	P	0	0	0	0.0	0.0	0	0	0	0	0	0	0	0	0	0	0	0	0	0	0	0	0	0	0	L	17-24
12/02	Chargers																										L	30-33
12/09	at Raiders	P	0	0	0	0.0	0.0	0	0	0	0	0	0	0	0	0	0	0	0	0	0	0	0	0	0	0	L	21-24
12/16	Patriots	P	2	1	1	0.0	0.0	0	0	0	0	0	0	0	0	0	0	0	0	0	0	0	0	0	0	0	W	17-10
12/23	at Saints	P	0	0	0	0.0	0.0	0	0	0	0	0	0	0	0	0	0	0	0	0	0	0	0	0	0	0	L	28-31
12/30	Bengals	P	1	1	0	0.0	0.0	0	0	2	0	0	0	0	0	0	0	0	0	1	0	1	0	0	0	0	W	16-13
2018 TOTALS		15-1	19	18	1	0.0	0.0	0	0	2	1	0	0	0	3	0	0	0	0	3	2	1	1	0	0	0	9-6-1	

2017 GAME-BY-GAME REGULAR-SEASON STATISTICS (STEELERS)

DATE	OPPONENT	P/S	TACKLES							INTERCEPTIONS				O. FUMB			ST				MISC		W/L	SCORE				
			TK	S	A	SK	YDS	TFL	YDS	QBH	NO	YDS	LG	TD	PD	FF	FR	TD	YDS	TK	S	A			FF	FR	S	A
11/26	Packers																										W	31-28
12/04	at Bengals	P	0	0	0	0.0	0.0	0	0	0	0	0	0	0	1	0	0	0	0	0	0	0	0	0	0	0	W	23-20
12/10	Ravens	P	2	2	0	0.0	0.0	0	0	0	0	0	0	0	0	0	0	0	0	0	0	0	0	0	0	0	W	39-38
12/17	Patriots	S	3	2	1	0.0	0.0	0	0	0	0	0	0	0	0	0	0	0	0	0	0	0	0	0	0	0	L	24-27
12/25	at Texans	P	0	0	0	0.0	0.0	0	0	0	0	0	0	0	0	0	0	0	0	0	0	0	0	0	0	0	W	34-6
12/31	Browns	P	0	0	0	0.0	0.0	0	0	0	0	0	0	0	0	0	0	0	0	0	0	0	0	0	0	0	W	28-24
2017 TOTALS		5-1	5	4	1	0.0	0.0	0	0	0	0	0	0	0	1	0	0	0	0	0	0	0	0	0	0	0	5-1	

2023 GAME-BY-GAME POSTSEASON STATISTICS (LIONS)

DATE	OPPONENT	P/S	TACKLES							INTERCEPTIONS				O. FUMB			ST				MISC		W/L	SCORE				
			TK	S	A	SK	YDS	TFL	YDS	QBH	NO	YDS	LG	TD	PD	FF	FR	TD	YDS	TK	S	A			FF	FR	S	A
01/14	Rams	S	2	2	0	0.0	0.0	0	0	0	0	0	0	0	1	0	0	0	0	0	0	0	0	0	0	0	W	24-23
01/21	Buccaneers	S	3	2	1	0.0	0.0	0	0	0	0	0	0	0	1	0	0	0	0	0	0	0	0	0	0	0	W	31-23
01/28	at 49ers	S	3	3	0	0.0	0.0	1	1	0	0	0	0	0	1	0	0	0	0	0	0	0	0	0	0	0	L	31-34
2023 TOTALS		3-3	8	7	1	0.0	0.0	1	1	0	0	0	0	0	3	0	0	0	0	0	0	0	0	0	0	0	2-1	



CORY ^{CB}
TRICE JR.

HEIGHT: 6-3
WEIGHT: 206
COLLEGE: Purdue
BORN: May 30, 2000

HOW ACQUIRED: D7a '23
NFL EXPERIENCE: 1st year
BIRTHPLACE: Hopkinsville, KY



PRO CAREER

- ✦ Has yet to make NFL debut
- ✦ Missed the 2023 season following a knee injury suffered in training camp

TRANSACTIONS

- ✦ Signed four-year contract with Pittsburgh on May 11, 2023
- ✦ Drafted by the Steelers in the seventh round (241st overall) of the 2023 NFL Draft

PERSONAL

- ✦ Had 31 tackles in eight games for Christian County
- ✦ Named the Southern Pennyrite Football Athlete of the Year
- ✦ Named Class 5A-District 1 Player of the Year
- ✦ Selected for the Best of the Bluegrass All-Star Game
- ✦ Named first team All-Western Kentucky Conference
- ✦ Had a 97-yard kickoff return for a touchdown in the season-opener and returned three punts for touchdowns during the season
- ✦ Scored two touchdowns and a two-point conversion against Apollo with a 45-yard interception return and an 86-yard fumble return
- ✦ Recorded three interceptions on the season
- ✦ Full name is Cory Carlisle Trice Jr.
- ✦ Graduated Major: Communication
- ✦ Pursuing MS in Technology Leadership & Innovation
- ✦ Parents: Tomica Mason (mother)

COLLEGE

- ✦ Appeared in 34 games (24 starts) at Purdue (2018-22)
- ✦ Returned a pair of interceptions for a touchdown over his career, against Maryland (Oct. 12, 2019) and at Indiana (Nov. 26, 2023) which sealed Purdue's rivalry victory as well as the Big Ten West title
- ✦ Recorded five interceptions to go along with 20 pass breakups and 105 tackles
- ✦ All-Big Ten honorable mention (coaches, media)
- ✦ All Big-Ten third team (Pro Football Focus)
- ✦ National Football Foundation Hampshire Honor Society
- ✦ Started 13 games, making 34 tackles to go along with two interceptions and a team-high 10 pass breakups
- ✦ His pick-six late in the fourth quarter of the Old Oaken Bucket Game sealed the win and Purdue claiming the outright Big Ten West title
- ✦ Made a season-high eight tackles in the victory over the Hoosiers
- ✦ Intercepted a pass and made five solo tackles in a win at Maryland
- ✦ Had five games with at least four tackles

REGULAR SEASON COMPARISON: DEFENSIVE - BALTIMORE RAVENS

DATE	OPP	W/L	GP/GS	TACKLES				ASST	SACK	YDS.	INT	TFL	PD	QBH	TD	MISC		FF	FR
				TOT	SOLO	A	S									FF	FR		
12/21/24	PIT @ BLT	L	P	5	3		2	0.0	0.0	0	0	0	0	0	0	0	0	0	
TOTALS		0/1	1/0	5	3		2	0.0	0.0	0	0	0	0	0	0	0	0	0	

CORY TRICE JR.'S NFL REGULAR SEASON DEFENSIVE STATISTICS

DATE	TEAM	GP	GS	TACKLES				INTERCEPTIONS				O. FUMB				ST				MISC						
				TK	S	A	TFL	YDS	SK	YDS	QBH	NO	YDS	LG	TD	PD	FF	FR	TD	YDS	TK	S	A	FF	FR	S
2023	Steelers	0	0	0	0	0	0	0	0.0	0.0	0	0	0	0	0	0	0	0	0	0	0	0	0	0	0	0
2024	Steelers	6	1	21	15	6	1	1	0.0	0.0	0	1	0	0	2	0	0	0	0	0	0	0	0	0	0	0
NFL TOTALS		6	1	21	15	6	1	1	0.0	0.0	0	1	0	0	2	0	0	0	0	0	0	0	0	0	0	0

CORY TRICE JR.'S NFL POSTSEASON DEFENSIVE STATISTICS

DATE	TEAM	GP	GS	TACKLES				INTERCEPTIONS				O. FUMB				ST				MISC						
				TK	S	A	TFL	YDS	SK	YDS	QBH	NO	YDS	LG	TD	PD	FF	FR	TD	YDS	TK	S	A	FF	FR	S
2023	Steelers	0	0	0	0	0	0	0	0.0	0.0	0	0	0	0	0	0	0	0	0	0	0	0	0	0	0	0
NFL TOTALS		0	0	0	0	0	0	0	0.0	0.0	0	0	0	0	0	0	0	0	0	0	0	0	0	0	0	0

SINGLE-GAME HIGHS: DEFENSIVE

Total Tackles 11 vs. Cincinnati Bengals, Jan 04, 2025
 5 at Baltimore Ravens, Dec 21, 2024
 Solo Tackles 7 vs. Cincinnati Bengals, Jan 04, 2025
 3 vs. Kansas City Chiefs, Dec 25, 2024
 ...1 more at 3.

Passes Defensed 1 vs. Kansas City Chiefs, Dec 25, 2024
 1 at Denver Broncos, Sep 15, 2024
 Tackles For Loss 1 vs. Cincinnati Bengals, Jan 04, 2025

2024 GAME-BY-GAME REGULAR-SEASON STATISTICS (STEELERS)

DATE	OPPONENT	P/S	TACKLES							INTERCEPTIONS				O. FUMB			ST				MISC		W/L	SCORE					
			TK	S	A	SK	YDS	TFL	YDS	QBH	NO	YDS	LG	TD	PD	FF	FR	TD	YDS	TK	S	A			FF	FR	S	A	
09/08	at Falcons	P	0	0	0	0.0	0.0	0	0	0	0	0	0	0	0	0	0	0	0	0	0	0	0	0	0	0	0	W	18-10
09/15	at Broncos	P	2	2	0	0.0	0.0	0	0	0	0	0	0	1	0	0	0	1	0	0	0	0	0	0	0	0	0	W	13-6
09/22	Chargers	P	0	0	0	0.0	0.0	0	0	0	0	0	0	0	0	0	0	0	0	0	0	0	0	0	0	0	W	20-10	
09/29	at Colts																										L	24-27	
10/06	Cowboys																										L	17-20	
10/13	at Raiders																										W	32-13	
10/20	Jets																										W	37-15	
10/28	Giants																										W	26-18	
11/10	at Commanders																										W	28-27	
11/17	Ravens																										W	18-16	
11/21	at Browns																										L	19-24	
12/01	at Bengals																										W	44-38	
12/08	Browns																										W	27-14	
12/15	at Eagles																										L	13-27	
12/21	at Ravens	P	5	3	2	0.0	0.0	0	0	0	0	0	0	0	0	0	0	0	0	0	0	0	0	0	0	0	0	L	17-34
12/25	Chiefs	P	3	3	0	0.0	0.0	0	0	0	0	0	0	0	0	0	0	1	0	0	0	0	0	0	0	0	0	L	10-29
01/04	Bengals	S	11	7	4	0.0	0.0	1	1	0	0	0	0	0	0	0	0	0	0	0	0	0	0	0	0	0	0	L	17-19
2024 TOTALS		6-1	21	15	6	0.0	0.0	1	1	0	1	0	0	0	2	0	0	0	0	0	0	0	0	0	0	0	0	10-7	

2023 GAME-BY-GAME REGULAR-SEASON STATISTICS (STEELERS)

DATE	OPPONENT	P/S	TACKLES							INTERCEPTIONS				O. FUMB			ST				MISC		W/L	SCORE				
			TK	S	A	SK	YDS	TFL	YDS	QBH	NO	YDS	LG	TD	PD	FF	FR	TD	YDS	TK	S	A			FF	FR	S	A
09/10	49ers																										L	7-30
09/18	Browns																										W	26-22
09/24	at Raiders																										W	23-18
10/01	at Texans																										L	6-30
10/08	Ravens																										W	17-10
10/22	at Rams																										W	24-17
10/29	Jaguars																										L	10-20
11/02	Titans																										W	20-16
11/12	Packers																										W	23-19
11/19	at Browns																										L	10-13
11/26	at Bengals																										W	16-10
12/03	Cardinals																										L	10-24
12/07	Patriots																										L	18-21
12/16	at Colts																										L	13-30
12/23	Bengals																										W	34-11
12/31	at Seahawks																										W	30-23
01/06	at Ravens																										W	17-10
2023 TOTALS			0	0	0	0.0	0.0	0	0	0	0	0	0	0	0	0	0	0	0	0	0	0	0	0	0	0	0	10-7

2023 GAME-BY-GAME POSTSEASON STATISTICS (STEELERS)

DATE	OPPONENT	P/S	TACKLES							INTERCEPTIONS				O. FUMB			ST				MISC		W/L	SCORE				
			TK	S	A	SK	YDS	TFL	YDS	QBH	NO	YDS	LG	TD	PD	FF	FR	TD	YDS	TK	S	A			FF	FR	S	A
01/15	at Bills																										L	17-31
2023 TOTALS			0	0	0	0.0	0.0	0	0	0	0	0	0	0	0	0	0	0	0	0	0	0	0	0	0	0	0	0-1

CORLISS P WAITMAN

HEIGHT: 6-2
WEIGHT: 210
COLLEGE: South Alabama
BORN: July 21, 1995

HOW ACQUIRED: FA '24
NFL EXPERIENCE: 3rd year
BIRTHPLACE: Milton, FL



REGULAR SEASON COMPARISON: PUNTING - BALTIMORE RAVENS

DATE	OPP	W/L	GP/GS	NO.	YDS.	AVG.	TB	I20	LG
12/4/22	DEN @ BLT	L	P	7	288	41.1	0	2	46
11/17/24	PIT vs. BLT	W	0	4	226	56.5	1	1	71
12/21/24	PIT @ BLT	L	0	5	247	49.4	0	3	58
TOTALS		1/2	3/2	16	761	47.6	1	6	71

CORLISS WAITMAN'S NFL REGULAR SEASON PUNTING STATISTICS

DATE	TEAM	GP	NO.	YDS.	AVG.	OPP. RET.	YDS.	NET YDS.	AVG.	TB	IN20	LG	BK
2020	Steelers	0	0	0	0.0	0	0	0	0.0	0	0	0	0
2021	Raiders	0	0	0	0.0	0	0	0	0.0	0	0	0	0
2021	Patriots	0	0	0	0.0	0	0	0	0.0	0	0	0	0
Went from Las Vegas to New England.													
2021	Steelers	2	7	365	52.1	32	47	298	42.6	1	1	63	0
Went from New England to Pittsburgh.													
2021	TOTAL	2	7	365	52.1	32	47	298	42.6	1	1	63	0
2022	Broncos	17	96	4,470	46.6	44	362	3,988	41.5	6	30	59	0
2023	Patriots	0	0	0	0.0	0	0	0	0.0	0	0	0	0
2024	Bears	0	0	0	0.0	0	0	0	0.0	0	0	0	0
Went from Chicago to Pittsburgh.													
2024	Steelers	1	65	3,015	46.4	31	191	2,724	41.9	5	27	71	0
2024	TOTAL	1	65	3,015	46.4	31	191	2,724	41.9	5	27	71	0
NFL TOTALS		20	168	7,850	46.7	107	600	7,010	41.7	12	58	71	0

SINGLE-GAME HIGHS: PUNTER

Punts	10 vs. San Francisco 49ers, Sep 25, 2022 9 at Tennessee Titans, Nov 13, 2022	Net Punting Avg	50.3 at Pittsburgh Steelers, Sep 22, 2024 49.3 at Pittsburgh Steelers, Nov 17, 2024
Gross Punting Yards	476 vs. San Francisco 49ers, Sep 25, 2022 424 at Denver Broncos, Sep 15, 2024	Longest Punts	71 at Pittsburgh Steelers, Nov 17, 2024 63 at Kansas City Chiefs, Dec 26, 2021
Gross Punting Avg	56.5 at Pittsburgh Steelers, Nov 17, 2024 53.0 at Denver Broncos, Sep 15, 2024	Inside the 20	6 vs. San Francisco 49ers, Sep 25, 2022 4 at Los Angeles Chargers, Oct 17, 2022
Net Punting Yards	436 vs. San Francisco 49ers, Sep 25, 2022 344 at Denver Broncos, Sep 15, 2024		

2024 GAME-BY-GAME REGULAR-SEASON STATISTICS (STEELERS)

DATE	OPPONENT	NO.	YDS.	AVG.	OPP. RET.	YDS.	NET YDS.	AVG	TB	IN20	LG	BK	W/L	SCORE	
10/20	Jets	P	4	184	46.0	2	4	180	45.0	0	3	55	0	W	37-15
2024 TOTALS		1	4	184	46.0	2	4	180	45.0	0	3	55	0	1-0	

2023 GAME-BY-GAME REGULAR-SEASON STATISTICS (PATRIOTS)

DATE	OPPONENT	NO.	YDS.	AVG.	OPP. RET.	YDS.	NET YDS.	AVG	TB	IN20	LG	BK	W/L	SCORE	
09/17	Dolphins						PRACTICE SQUAD						L	17-24	
09/24	at Jets						PRACTICE SQUAD						W	15-10	
10/01	at Cowboys						PRACTICE SQUAD						L	3-38	
10/08	Saints						NOT ON ROSTER						L	0-34	
10/15	at Raiders						NOT ON ROSTER						L	17-31	
10/22	Bills						NOT ON ROSTER						W	29-25	
10/29	at Dolphins						NOT ON ROSTER						L	17-31	
11/05	Commanders						NOT ON ROSTER						L	17-20	
11/12	Colts						NOT ON ROSTER						L	6-10	
11/26	at Giants						NOT ON ROSTER						L	7-10	
12/03	Chargers						NOT ON ROSTER						L	0-6	
12/07	at Steelers						NOT ON ROSTER						W	21-18	
12/17	Chiefs						NOT ON ROSTER						L	17-27	
12/24	at Broncos						NOT ON ROSTER						W	26-23	
12/31	at Bills						NOT ON ROSTER						L	21-27	
01/07	Jets						NOT ON ROSTER						L	3-17	
2023 TOTALS		0	0	0	0.0	0	0	0	0	0	0	0	0	4-12	

2022 GAME-BY-GAME REGULAR-SEASON STATISTICS (BRONCOS)

DATE	OPPONENT		NO.	YDS.	AVG.	OPP. RET.	YDS.	NET YDS.	AVG	TB	IN20	LG	BK	W/L	SCORE
09/12	at Seahawks	P	1	36	36.0	0	0	36	36.0	0	1	36	0	L	16-17
09/18	Texans	P	5	214	42.8	1	7	167	33.4	2	1	50	0	W	16-9
09/25	49ers	P	10	476	47.6	5	40	436	43.6	0	6	57	0	W	11-10
10/02	at Raiders	P	5	241	48.2	3	7	214	42.8	1	2	55	0	L	23-32
10/06	Colts	P	5	229	45.8	3	22	207	41.4	0	1	52	0	L	9-12+
10/17	at Chargers	P	7	323	46.1	3	39	284	40.6	0	4	58	0	L	16-19+
10/23	Jets	P	6	240	40.0	0	0	240	40.0	0	3	46	0	L	9-16
10/30	at Jaguars	P	6	306	51.0	4	25	281	46.8	0	1	54	0	W	21-17
11/13	at Titans	P	9	411	45.7	4	51	340	37.8	1	0	58	0	L	10-17
11/20	Raiders	P	4	187	46.8	4	28	159	39.8	0	0	54	0	L	16-22+
11/27	at Panthers	P	7	367	52.4	5	44	323	46.1	0	2	58	0	L	10-23
12/04	at Ravens	P	7	288	41.1	1	3	285	40.7	0	2	46	0	L	9-10
12/11	Chiefs	P	7	333	47.6	4	22	291	41.6	1	0	51	0	L	28-34
12/18	Cardinals	P	5	224	44.8	2	11	213	42.6	0	3	56	0	W	24-15
12/25	at Rams	P	2	100	50.0	1	12	88	44.0	0	1	56	0	L	14-51
01/01	at Chiefs	P	5	257	51.4	2	14	223	44.6	1	2	57	0	L	24-27
01/08	Chargers	P	5	238	47.6	2	37	201	40.2	0	1	59	0	W	31-28
2022 TOTALS			17	96	4,470	46.6	44	362	3,988	41.5	6	30	59	0	5-12

+ - Overtime

2021 GAME-BY-GAME REGULAR-SEASON STATISTICS (RAIDERS/PATRIOTS/STEELERS)

DATE	OPPONENT		NO.	YDS.	AVG.	OPP. RET.	YDS.	NET YDS.	AVG	TB	IN20	LG	BK	W/L	SCORE
09/13	Ravens							NOT ON ROSTER						W	33-27+
09/19	at Steelers							NOT ON ROSTER						L	26-17
09/26	Dolphins							NOT ON ROSTER						W	31-28+
10/04	at Chargers							NOT ON ROSTER						L	14-28
10/10	Bears							NOT ON ROSTER						L	9-20
10/17	at Broncos							NOT ON ROSTER						W	34-24
10/24	Eagles							NOT ON ROSTER						W	33-22
11/07	at Giants							NOT ON ROSTER						L	16-23
11/14	Chiefs							NOT ON ROSTER						L	14-41
11/21	Bengals							NOT ON ROSTER						L	13-32
								Went from Raiders to Patriots .						W	36-13
11/28	Titans							PRACTICE SQUAD						W	14-10
12/06	at Bills							PRACTICE SQUAD						L	17-27
12/18	at Colts							PRACTICE SQUAD						L	17-27
								Went from Patriots to Steelers .						L	10-36
12/26	at Chiefs	P	2	121	60.5	1	18	83	41.5	1	0	63	0	L	10-36
01/03	Browns	P	5	244	48.8	4	29	215	43.0	0	1	53	0	W	26-14
01/09	at Ravens							ON INACTIVE LIST						W	16-13+
2021 TOTALS			2	7	365	52.1	5	47	298	42.6	1	1	63	0	9-7

+ - Overtime

2020 GAME-BY-GAME REGULAR-SEASON STATISTICS (STEELERS)

DATE	OPPONENT		NO.	YDS.	AVG.	OPP. RET.	YDS.	NET YDS.	AVG	TB	IN20	LG	BK	W/L	SCORE
09/14	at Giants							PRACTICE SQUAD						W	26-16
09/27	Texans							PRACTICE SQUAD						W	28-21
10/11	Eagles							PRACTICE SQUAD						W	38-29
10/18	Browns							PRACTICE SQUAD						W	38-7
10/25	at Titans							PRACTICE SQUAD						W	27-24
11/01	at Ravens							PRACTICE SQUAD						W	28-24
11/08	at Cowboys							PRACTICE SQUAD						W	24-19
11/15	Bengals							PRACTICE SQUAD						W	36-10
11/22	at Jaguars							PRACTICE SQUAD						W	27-3
12/02	Ravens							PRACTICE SQUAD						W	19-14
12/07	Football Team							PRACTICE SQUAD						L	17-23
12/13	at Bills							PRACTICE SQUAD						L	15-26
12/21	at Bengals							PRACTICE SQUAD						L	17-27
12/27	Colts							PRACTICE SQUAD						W	28-24
01/03	at Browns							PRACTICE SQUAD						L	22-24
2020 TOTALS			0	0	0	0.0	0	0	0.0	0	0	0	0	0	11-4

2021 GAME-BY-GAME POSTSEASON STATISTICS (STEELERS)

DATE	OPPONENT		NO.	YDS.	AVG.	OPP. RET.	YDS.	NET YDS.	AVG	TB	IN20	LG	BK	W/L	SCORE
01/16	at Chiefs							DID NOT PLAY						L	21-42
2021 TOTALS			0	0	0	0.0	0	0	0.0	0	0	0	0	0-1	

2020 GAME-BY-GAME POSTSEASON STATISTICS (STEELERS)

DATE	OPPONENT		NO.	YDS.	AVG.	OPP. RET.	YDS.	NET YDS.	AVG	TB	IN20	LG	BK	W/L	SCORE
01/10	Browns							PRACTICE SQUAD						L	37-48
2020 TOTALS			0	0	0	0.0	0	0	0.0	0	0	0	0	0-1	



JAYLEN^{RB} WARREN

HEIGHT: 5-8
WEIGHT: 215
COLLEGE: Oklahoma State
BORN: November 1, 1998

HOW ACQUIRED: UDFA '22
NFL EXPERIENCE: 3rd year
BIRTHPLACE: Cottonwoods Heights, UT



PRO CAREER

- ✦ Has played in 33 regular-season games (no starts) in two-year NFL career (Pittsburgh 2022-23)
- ✦ Has recorded 1,163 rushing yards and five rushing TDs on 226 attempts (5.1 avg.) and added 89 catches for 584 yards (6.6 avg.) and six receiving TDs
- ✦ Warren and Najee Harris each eclipsed 1,000 scrimmage yards in 2023
- ✦ Warren and Harris were the fourth duo in franchise history to eclipse 1,000 scrimmage yards in the same season and first since Walter Abercrombie and Earnest Jackson in 1986 (Abercrombie and Frank Pollard also accomplished the feat in 1985, as did Franco Harris and Rocky Bleier in 1976)
- ✦ Warren and Harris each rushed for at least 750 yards in 2023
- ✦ First pair of Steelers' running backs to rush for 750 or more yards in the same since season 2004 (Jerome Bettis, 941; Duce Staley, 830)
- ✦ Made NFL debut in Week 1 of 2022 (at Cincinnati)

2023 (STEELERS)

- ✦ Played in 17 regular-season games (no starts)
- ✦ Rushed 149 times for 784 yards (5.3 avg.) and four TDs
- ✦ Added 61 receptions for 370 yards (6.1 avg.)
- ✦ Warren and Najee Harris each eclipsed 1,000 scrimmage yards in 2023
- ✦ Warren and Harris were the fourth duo in franchise history to eclipse 1,000 scrimmage yards in the same season and first since Walter Abercrombie and Earnest Jackson in 1986 (Abercrombie and Frank Pollard also accomplished the feat in 1985, as did Franco Harris and Rocky Bleier in 1976)
- ✦ Warren and Harris each rushed for at least 750 yards in 2023
- ✦ First pair of Steelers' running backs to rush for 750 or more yards in the same since season 2004 (Jerome Bettis, 941; Duce Staley, 830)
- ✦ Rushed 13 times for 75 yards (5.8 avg.) and one TD while adding 23 receiving yards on four receptions (5.8 avg.) in Week 17 at Seattle
- ✦ Registered an 18-yard TD run with 1:47 remaining in the first quarter that gave the Steelers a 7-0 lead over the Seahawks
- ✦ Led the team with 129 yards on nine carries (14.3 avg.) while adding 16 receiving yards on three receptions (5.3 avg.) in Week 11 at Cleveland
- ✦ Registered a 74-yard TD run with 14:10 remaining in the third quarter that cut the Browns lead to 10-7
- ✦ The 74-yard TD run was the longest by the Steelers since Le'Veon Bell had an 81-yard TD run in Week 3 of 2014 (at Carolina)
- ✦ The 74-yard TD run was the second-longest by the Steelers in the series history with Cleveland (Willie Parker had an 80-yard TD run in Week 16 of 2005)
- ✦ Rushed for 100 yards or more in both Week 10 (vs. Green Bay) and Week 11 (at Cleveland)
- ✦ First Steelers player to rush for 100 or more yards in consecutive games since James Conner in Weeks 2-3 of 2020
- ✦ First undrafted running back to register back-to-back 100-yard rushing games since C.J. Anderson (L.A. Rams) in Weeks 16 and 17 of 2018
- ✦ Second undrafted running back in franchise history to register back-to-back 100-yard rushing games
- ✦ Willie Parker is the only other undrafted running back in franchise history to accomplish the feat (had streaks of four games, three games, three games, two games, two games and two games)
- ✦ Registered 19 runs of 10 yards or more after Week 9, which was tied for the fifth-most in the League over the span
- ✦ Averaged 5.86 yards/rush after Week 9, which was the second-best in the League over the span (min. 100 carries)

2022 (STEELERS)

- ✦ Played in 16 regular-season games (no starts)
- ✦ Rushed 77 times for 379 yards and one touchdown
- ✦ Added on 28 receptions for 214 yards
- ✦ Ranked sixth in rushing yards by an undrafted free agent running back in 2022
- ✦ Broke off runs of 10-plus yards 11 times, including three in Week 8 at Philadelphia
- ✦ Caught a pass for 26 yards, his longest reception and the longest by a Steelers running back of the season, in Week 10 vs. New Orleans
- ✦ Was inactive Week 12 at Indianapolis due to injury
- ✦ Punched in his first career touchdown in Week 15 at Carolina on a two-yard run
- ✦ Had a season-long 31-yard run in Week 17 at Baltimore to contribute to his total of 98 all-purpose yards

TRANSACTIONS

- ✦ Signed as an undrafted free agent with Pittsburgh on May 2, 2022

PERSONAL

- ✦ Derrell Jaylen Warren was born Nov. 1, 1998, in Clinton, North Carolina
- ✦ Son of Derrick and Salaneta Warren
- ✦ Graduated with a degree in sociology
- ✦ Named the 2016 Deseret News' Mr. Football and the Salt Lake Tribune Player of the Year after leading East to an undefeated 14-0 season and second consecutive Class 4A state championship
- ✦ Helped the Leopards lead the nation in rushing with 6,797 yards (485.5 ypg)
- ✦ Totaled 3,099 yards rushing during his senior season to shatter the 37-year-old single-season state rushing record, while becoming the first player in the history of Utah high school football to ever reach the 3,000-yard mark
- ✦ Tied a single-season state record with 38 rushing touchdowns as a senior in 2016

COLLEGE

- ★ A JUCO product (Snow College, 2018) who played two years at Utah State (2019-20) before transferring to Oklahoma State for his final collegiate season (2021)
- ★ Rushed for 2,126 yards and 19TDs on 407 carries (5.0 yards/rush) in 29 career college games
- ★ Named the 2021 Big 12 Offensive Newcomer of the Year by the league's head coaches
- ★ Voted as a captain by his teammates at the end of his lone season in Stillwater
- ★ One of seven finalists for the 2021 Polynesian College Football Player of the Year Award
- ★ Finished 2021 ranked in top 25 among all FBS players with 1,216 rushing yards and 11 carries of at least 20 yards
- ★ Ranked 28th in the FBS with 1,441 yards from scrimmage in 2021
- ★ His '21 season rushing total tied for 19th-most in a single season in school history
- ★ Started the final 12 games of the year and played in all 14, although he was available for just the first two snaps with no carries due to an injury in the Big 12 Championship game
- ★ Scored 11 rushing TDs on the year
- ★ Finished with five 100-yard rushing performances, including 218 vs. Boise State, 193 vs. Texas, 125 vs. Baylor, 123 vs. Kansas State and 113 vs. TCU
- ★ Had OSU's longest rush (75-yard TD run at Boise State) and reception (52-yard catch vs. K-State) of the year
- ★ Had two of the top six single-game rushing yardage totals in the Big 12, including No. 2 (218 at Boise State) and No. 6 (193 at Texas)
- ★ Received five Big 12 weekly honors, which marked two more than any other player in the conference

REGULAR SEASON COMPARISON: RECEIVING - BALTIMORE RAVENS

DATE	OPP	W/L	GP/GS	REC	YDS.	AVG.	TD	LG	TGTS	YAC
12/11/22	PIT vs. BLT	L	P	2	16	8.0	0	14	3	22
1/1/23	PIT @ BLT	W	P	3	22	7.3	0	10	3	20
10/8/23	PIT vs. BLT	W	P	3	39	13.0	0	23	3	39
1/6/24	PIT @ BLT	W	P	5	17	3.4	0	7	5	18
11/17/24	PIT vs. BLT	W	P	4	27	6.8	0	12	4	28
12/21/24	PIT @ BLT	L	P	5	44	8.8	0	13	5	37
TOTALS		4/2	6/0	22	165	7.5	0	23	23	164

JAYLEN WARREN'S NFL REGULAR SEASON RUSHING/RECEIVING STATISTICS

DATE	TEAM	GP	GS	RUSHING					RECEIVING				
				NO.	YDS.	AVG.	LG	TD	NO.	YDS.	AVG.	LG	TD
2022	Steelers	16	0	77	379	4.9	31	1	28	214	7.6	26	0
2023	Steelers	17	0	149	784	5.3	74t	4	61	370	6.1	30	0
2024	Steelers	15	0	120	511	4.3	22	1	38	310	8.2	29	0
NFL TOTALS		48	0	346	1,674	4.8	74T	6	127	894	7.0	30	0

JAYLEN WARREN'S NFL POSTSEASON RUSHING/RECEIVING STATISTICS

DATE	TEAM	GP	GS	RUSHING					RECEIVING				
				NO.	YDS.	AVG.	LG	TD	NO.	YDS.	AVG.	LG	TD
2023	Steelers	1	0	8	38	4.8	12	0	2	16	8.0	16	0
NFL TOTALS		1	0	8	38	4.8	12	0	2	16	8.0	16	0

JAYLEN WARREN'S NFL REGULAR SEASON RETURN STATISTICS

DATE	TEAM	KICKOFF RETURNS					PUNT RETURNS					
		RET.	YDS.	AVG.	LG	TD	NO.	FC	YDS.	AVG.	LG	TD
2022	Steelers	0	0	0.0	0	0	0	0	0	0.0	0	0
2023	Steelers	0	0	0.0	0	0	0	0	0	0.0	0	0
2024	Steelers	9	227	25.2	35	0	0	0	0	0.0	0	0
NFL TOTALS		9	227	25.2	35	0	0	0	0	0.0	0	0

JAYLEN WARREN'S NFL POSTSEASON RETURN STATISTICS

DATE	TEAM	KICKOFF RETURNS					PUNT RETURNS					
		RET.	YDS.	AVG.	LG	TD	NO.	FC	YDS.	AVG.	LG	TD
2023	Steelers	1	21	21.0	21	0	0	0	0	0.0	0	0
NFL TOTALS		1	21	21.0	21	0	0	0	0	0.0	0	0

SINGLE-GAME HIGHS: RUSHING/RECEIVING

Rush Attempts	15 vs. Green Bay Packers, Nov 12, 2023 14 at Washington Commanders, Nov 10, 2024	Longest Receptions	30 vs. Cleveland Browns, Sep 18, 2023 29 at Cincinnati Bengals, Dec 01, 2024
Rushing Yards	129 at Cleveland Browns, Nov 19, 2023 101 vs. Green Bay Packers, Nov 12, 2023	All-Purpose Yards	151 at Washington Commanders, Nov 10, 2024 145 at Cleveland Browns, Nov 19, 2023
Rushing Average	14.3 at Cleveland Browns, Nov 19, 2023 8.0 vs. Tennessee Titans, Nov 02, 2023	Kickoff Returns	2 vs. Cincinnati Bengals, Jan 04, 2025 2 at Washington Commanders, Nov 10, 2024
Longest Runs	74t at Cleveland Browns, Nov 19, 2023 31 at Baltimore Ravens, Jan 01, 2023	Kickoff Return Yards	57 vs. Cincinnati Bengals, Jan 04, 2025 56 at Washington Commanders, Nov 10, 2024
Rushing TDs	1 at Cleveland Browns, Nov 21, 2024 1 at Seattle Seahawks, Dec 31, 2023 ...4 more at 1.	Longest Kickoff Return	35 at Washington Commanders, Nov 10, 2024 34 at Baltimore Ravens, Dec 21, 2024
Receptions	6 at Houston Texans, Oct 01, 2023 5 vs. Kansas City Chiefs, Dec 25, 2024 ...5 more at 5.	Special Teams Tackles	1 vs. Cleveland Browns, Jan 08, 2023 1 vs. Tampa Bay Buccaneers, Oct 16, 2022 ...1 more at 1.
Receiving Yards	66 vs. Cleveland Browns, Sep 18, 2023 55 at Cincinnati Bengals, Dec 01, 2024	Most TDs	1 at Cleveland Browns, Nov 21, 2024 1 at Seattle Seahawks, Dec 31, 2023 ...4 more at 1.
Receiving Average	16.5 vs. Cleveland Browns, Sep 18, 2023 13.8 at Cincinnati Bengals, Dec 01, 2024	Scrimmage Yards	145 at Cleveland Browns, Nov 19, 2023 113 vs. Tennessee Titans, Nov 02, 2023

SINGLE-GAME HIGHS - POSTSEASON: RUSHING/RECEIVING

Rush Attempts	8 at Buffalo Bills, Jan 15, 2024	Receiving Yards	16 at Buffalo Bills, Jan 15, 2024
Rushing Yards	38 at Buffalo Bills, Jan 15, 2024	Longest Receptions	16 at Buffalo Bills, Jan 15, 2024
Rushing Average	4.8 at Buffalo Bills, Jan 15, 2024	All-Purpose Yards	75 at Buffalo Bills, Jan 15, 2024
Longest Runs	12 at Buffalo Bills, Jan 15, 2024 10 at Buffalo Bills, Jan 15, 2024 6 at Buffalo Bills, Jan 15, 2024 5 at Buffalo Bills, Jan 15, 2024 3 at Buffalo Bills, Jan 15, 2024	Longest Kickoff Return	21 at Buffalo Bills, Jan 15, 2024
Receptions	2 at Buffalo Bills, Jan 15, 2024		

100-YARD RUSHING GAMES (2): REGULAR SEASON

DATE	TEAM	ATT.	YDS.	AVG.	LG	TD
11/12/23	PACKERS	15	101	6.7	20	1
11/19/23	at Browns	9	129	14.3	74t	1

2024 GAME-BY-GAME REGULAR-SEASON STATISTICS (STEELERS)

DATE	OPPONENT	P/S	RUSHING					RECEIVING					W/L	SCORE
			NO.	YDS.	AVG.	LG	TD	NO.	YDS.	AVG.	LG	TD		
09/08	at Falcons	P	2	7	3.5	8	0	2	13	6.5	9	0	W	18-10
09/15	at Broncos	P	9	42	4.7	11	0	2	19	9.5	12	0	W	13-6
09/22	Chargers	P	3	5	1.7	3	0	1	-4	-4.0	-4	0	W	20-10
09/29	at Colts												L	24-27
10/06	Cowboys												L	17-20
10/13	at Raiders	P	6	7	1.2	7	0	3	11	3.7	8	0	W	32-13
10/20	Jets	P	12	44	3.7	10	0	2	15	7.5	11	0	W	37-15
10/28	Giants	P	9	46	5.1	18	0	2	13	6.5	9	0	W	26-18
11/10	at Commanders	P	14	66	4.7	12	0	2	29	14.5	26	0	W	28-27
11/17	Ravens	P	9	41	4.6	9	0	4	27	6.8	12	0	W	18-16
11/21	at Browns	P	11	45	4.1	15	1	3	19	6.3	11	0	L	19-24
12/01	at Bengals	P	3	9	3.0	6	0	4	55	13.8	29	0	W	44-38
12/08	Browns	P	9	47	5.2	14	0	2	25	12.5	14	0	W	27-14
12/15	at Eagles	P	4	12	3.0	6	0	1	3	3.0	3	0	L	13-27
12/21	at Ravens	P	12	48	4.0	11	0	5	44	8.8	13	0	L	17-34
12/25	Chiefs	P	11	71	6.5	22	0	5	41	8.2	21	0	L	10-29
01/04	Bengals	P	6	21	3.5	9	0	0	0	0.0	0	0	L	17-19
2024 TOTALS		15-0	120	511	4.3	22	1	38	310	8.2	29	0	10-7	

2023 GAME-BY-GAME REGULAR-SEASON STATISTICS (STEELERS)

DATE	OPPONENT	P/S	RUSHING					RECEIVING					W/L	SCORE
			NO.	YDS.	AVG.	LG	TD	NO.	YDS.	AVG.	LG	TD		
09/10	49ers	P	3	6	2.0	3	0	5	12	2.4	9	0	L	7-30
09/18	Browns	P	6	20	3.3	8	0	4	66	16.5	30	0	W	26-22
09/24	at Raiders	P	8	29	3.6	11	0	3	23	7.7	16	0	W	23-18
10/01	at Texans	P	8	29	3.6	18	0	6	26	4.3	7	0	L	6-30
10/08	Ravens	P	9	40	4.4	16	0	3	39	13.0	23	0	W	17-10
10/22	at Rams	P	6	32	5.3	13t	1	1	-1	-1.0	-1	0	W	24-17
10/29	Jaguars	P	5	19	3.8	8	0	4	19	4.8	11	0	L	10-20
11/02	Titans	P	11	88	8.0	22	0	3	25	8.3	9	0	W	20-16
11/12	Packers	P	15	101	6.7	20	1	2	9	4.5	6	0	W	23-19
11/19	at Browns	P	9	129	14.3	74t	1	3	16	5.3	14	0	L	10-13
11/26	at Bengals	P	13	49	3.8	9	0	3	13	4.3	15	0	W	16-10
12/03	Cardinals	P	9	59	6.6	18	0	1	-4	-4.0	-4	0	L	10-24
12/07	Patriots	P	7	11	1.6	7	0	4	29	7.3	12	0	L	18-21
12/16	at Colts	P	10	40	4.0	11	0	5	28	5.6	11	0	L	13-30
12/23	Bengals	P	8	24	3.0	5	0	5	30	6.0	18	0	W	34-11
12/31	at Seahawks	P	13	75	5.8	23	1	4	23	5.8	10	0	W	30-23
01/06	at Ravens	P	9	33	3.7	23	0	5	17	3.4	7	0	W	17-10
2023 TOTALS		17-0	149	784	5.3	74T	4	61	370	6.1	30	0	10-7	

2022 GAME-BY-GAME REGULAR-SEASON STATISTICS (STEELERS)

DATE	OPPONENT	P/S	RUSHING					RECEIVING					W/L	SCORE
			NO.	YDS.	AVG.	LG	TD	NO.	YDS.	AVG.	LG	TD		
09/11	at Bengals	P	3	7	2.3	3	0	0	0	0.0	0	0	W	23-20+
09/18	Patriots	P	4	15	3.8	6	0	1	0	0.0	0	0	L	14-17
09/22	at Browns	P	4	30	7.5	10	0	1	3	3.0	3	0	L	17-29
10/02	Jets	P	3	18	6.0	14	0	1	4	4.0	4	0	L	20-24
10/09	at Bills	P	5	24	4.8	12	0	4	39	9.8	13	0	L	3-38
10/16	Buccaneers	P	2	2	1.0	1	0	0	0	0.0	0	0	W	20-18
10/23	at Dolphins	P	2	7	3.5	4	0	2	17	8.5	10	0	L	10-16
10/30	at Eagles	P	6	50	8.3	19	0	3	25	8.3	15	0	L	13-35
11/13	Saints	P	9	37	4.1	21	0	3	40	13.3	26	0	W	20-10
11/20	Bengals	P	0	0	0.0	0	0	1	9	9.0	9	0	L	30-37
11/28	at Colts							ON INACTIVE LIST					W	24-17
12/04	at Falcons	P	1	5	5.0	5	0	2	14	7.0	7	0	W	19-16
12/11	Ravens	P	3	11	3.7	8	0	2	16	8.0	14	0	L	14-16
12/18	at Panthers	P	11	38	3.5	9	1	1	11	11.0	11	0	W	24-16
12/24	Raiders	P	6	23	3.8	13	0	1	7	7.0	7	0	W	13-10
01/01	at Ravens	P	12	76	6.3	31	0	3	22	7.3	10	0	W	16-13
01/08	Browns	P	6	36	6.0	22	0	3	7	2.3	3	0	W	28-14
2022 TOTALS		16-0	77	379	4.9	31	1	28	214	7.6	26	0	9-8	

+ - Overtime

2023 GAME-BY-GAME POSTSEASON STATISTICS (STEELERS)

DATE	OPPONENT	P/S	RUSHING					RECEIVING					W/L	SCORE
			NO.	YDS.	AVG.	LG	TD	NO.	YDS.	AVG.	LG	TD		
01/15	at Bills	P	8	38	4.8	12	0	2	16	8.0	16	0	L	17-31
2023 TOTALS		1-0	8	38	4.8	12	0	2	16	8.0	16	0	0-1	



DARNELL TE WASHINGTON

HEIGHT: 6-7
WEIGHT: 264
COLLEGE: Georgia
BORN: August 17, 2001

HOW ACQUIRED: 03'23
NFL EXPERIENCE: 2nd year
BIRTHPLACE: Las Vegas, NV



PRO CAREER

- ✦ Has played in 17 career regular-season games (seven starts) in one-year NFL career (Pittsburgh 2023)
- ✦ Has caught seven passes for 61 yards (8.7 avg.)
- ✦ Made NFL debut in Week 1 of 2023 (vs. San Francisco)
- ✦ Made NFL starting debut in Week 2 of 2023 (vs. Cleveland)

2023 (STEELERS)

- ✦ Played in 17 regular-season games (seven starts)
- ✦ Caught seven passes for 61 yards (8.7 avg.)

TRANSACTIONS

- ✦ Signed four-year contract with Pittsburgh on May 13, 2023
- ✦ Drafted by the Steelers in the third round (93rd overall) of the 2023 NFL Draft

PERSONAL

- ✦ Played at Desert Pines High School for head coach Tico Rodriguez
- ✦ Selected to play for Team Pressure in the 2020 Under Armour All-America Game, where he committed to Georgia in front of a national ESPN2 audience
- ✦ 247Sports.com composite five-star prospect
- ✦ Ranked as the No. 23 overall prospect nationally, the No. 1 athlete nationally and the top prospect in Nevada
- ✦ ESPN.com five-star prospect, No. 19 overall prospect nationally, No. 1 tight end prospect nationally and No. 1 prospect in Nevada
- ✦ PrepStar Magazine five-star prospect, Top 150 Dream Team, No. 1 Athlete and ranked No. 13 prospect nationally
- ✦ Rivals.com five-star prospect, No. 32 overall prospect nationally, No. 2 overall athlete prospect and No. 1 prospect in Nevada
- ✦ Honored as the No. 16 prospect nationally in the USA Today Chosen 25 in the preseason
- ✦ As a senior, helped lead Desert Pines to the No. 3 state ranking, an 11-1 record, 43.6 points per game and the 2019 NCAA Class 4A state semifinals
- ✦ Hauled in 31 catches for 586 receiving yards and four TDs his senior season, averaging 18.9 yards per reception
- ✦ Also played defensive end for DPHS, notching 15 tackles, four for loss, and an interception
- ✦ Selected to play for Team Diplomats at the 2019 Opening Finals, where he threw the top powerball throw (51 feet) on record and caught 17 passes for three TDs in 7-on-7 play
- ✦ Recognized with the 2018-19 Las Vegas Review Journal Richard Nelson Courage Award for overcoming obstacles to achieve athletic success
- ✦ Named to the 2018 USA Today All-USA and NCAA All-State Class 4A Second Team offenses following his junior season
- ✦ Also competed for the Jaguars varsity basketball team, averaging 11 points and 12 rebounds per game as a junior
- ✦ Full name is Darnell Ernest Washington
- ✦ Recipient of the Atlanta Greensboro Football Scholarship

COLLEGE

- ✦ Appeared in 36 games (27 starts) at Georgia (2020-22)
- ✦ Caught 45 passes for 774 yards and three TDs (17.2 yards per reception)
- ✦ 2022 All-SEC second team
- ✦ Started 14 of 15 games at tight end in 2022
- ✦ Caught 28 passes for 454 yards and two TDs
- ✦ Had two catches for 33 yards in season-opening win over Oregon
- ✦ Named a team co-captain for the Kent State and Auburn games
- ✦ Caught two passes for 33 yards, including a 28-yarder, in win over Samford
- ✦ Three catches for 47 yards in win over Florida
- ✦ Three catches for 64 yards in win at Missouri
- ✦ Had a career-high five receptions for 60 yards in win at Mississippi State
- ✦ Also had his first TD catch of the season in the game
- ✦ Had career-high four catches for 78 yards in win over Vanderbilt
- ✦ Had one catch for nine yards in win over Ohio State in the CFP Semifinal Chick-fil-A Peach Bowl
- ✦ Had one catch for 28 yards in the CFP National Championship Game
- ✦ Named to the preseason watch list for the John Mackey Award, given to the nation's outstanding collegiate tight end

REGULAR SEASON COMPARISON: RECEIVING - BALTIMORE RAVENS

DATE	OPP	W/L	GP/GS	REC	YDS.	AVG.	TD	LG	TGTS	YAC
10/8/23	PIT vs. BLT	W	S	0	0	0	0	0	2	0
1/6/24	PIT @ BLT	W	P	0	0	0	0	0	0	0
11/17/24	PIT vs. BLT	W	S	2	42	21.0	0	25	4	17
12/21/24	PIT @ BLT	L	S	0	0	0	0	0	0	0
TOTALS		3/1	4/3	2	42	21.0	0	25	6	17

DARNELL WASHINGTON'S NFL REGULAR SEASON RUSHING/RECEIVING STATISTICS

DATE	TEAM	GP	GS	RECEIVING					RUSHING				
				NO.	YDS.	AVG.	LG	TD	NO.	YDS.	AVG.	LG	TD
2023	Steelers	17	7	7	61	8.7	12	0	0	0	0.0	0	0
2024	Steelers	17	9	19	200	10.5	29	1	0	0	0.0	0	0
NFL TOTALS		34	16	26	261	10.0	29	1	0	0	0.0	0	0

DARNELL WASHINGTON'S NFL POSTSEASON RUSHING/RECEIVING STATISTICS

DATE	TEAM	GP	GS	RECEIVING					RUSHING				
				NO.	YDS.	AVG.	LG	TD	NO.	YDS.	AVG.	LG	TD
2023	Steelers	1	1	0	0	0.0	0	0	0	0	0.0	0	0
NFL TOTALS		1	1	0	0	0.0	0	0	0	0	0.0	0	0

DARNELL WASHINGTON'S NFL REGULAR SEASON RETURN STATISTICS

DATE	TEAM	RET.	KICKOFF RETURNS					PUNT RETURNS					
			YDS.	AVG.	LG	TD	NO.	FC	YDS.	AVG.	LG	TD	
2023	Steelers	0	0	0.0	0	0	0	0	0	0	0.0	0	0
2024	Steelers	0	0	0.0	0	0	0	0	0	0	0.0	0	0
NFL TOTALS		0	0	0.0	0	0	0	0	0	0	0.0	0	0

DARNELL WASHINGTON'S NFL POSTSEASON RETURN STATISTICS

DATE	TEAM	RET.	KICKOFF RETURNS					PUNT RETURNS					
			YDS.	AVG.	LG	TD	NO.	FC	YDS.	AVG.	LG	TD	
2023	Steelers	0	0	0.0	0	0	0	0	0	0	0.0	0	0
NFL TOTALS		0	0	0.0	0	0	0	0	0	0	0.0	0	0

SINGLE-GAME HIGHS: RECEIVING

- | | | | |
|-------------------|--|--------------------|---|
| Receptions | 4 vs. New York Jets, Oct 20, 2024
3 at Cleveland Browns, Nov 21, 2024 | Longest Receptions | 29 vs. New York Giants, Oct 28, 2024
25 vs. Baltimore Ravens, Nov 17, 2024 |
| Receiving Yards | 42 vs. Baltimore Ravens, Nov 17, 2024
36 vs. New York Jets, Oct 20, 2024 | All-Purpose Yards | 42 vs. Baltimore Ravens, Nov 17, 2024
36 vs. New York Jets, Oct 20, 2024 |
| Receiving Average | 9.0 vs. New York Jets, Oct 20, 2024
4.7 at Cleveland Browns, Nov 21, 2024 | Most TDs | 1 at Denver Broncos, Sep 15, 2024 |

2024 GAME-BY-GAME REGULAR-SEASON STATISTICS (STEELERS)

DATE	OPPONENT	P/S	RECEIVING					RUSHING					W/L	SCORE
			NO.	YDS.	AVG.	LG	TD	NO.	YDS.	AVG.	LG	TD		
09/08	at Falcons	S	1	5	5.0	5	0	0	0	0.0	0	0	W	18-10
09/15	at Broncos	P	1	5	5.0	5t	1	0	0	0.0	0	0	W	13-6
09/22	Chargers	P	0	0	0.0	0	0	0	0	0.0	0	0	W	20-10
09/29	at Colts	S	2	31	15.5	20	0	0	0	0.0	0	0	L	24-27
10/06	Cowboys	P	1	5	5.0	5	0	0	0	0.0	0	0	L	17-20
10/13	at Raiders	S	1	9	9.0	9	0	0	0	0.0	0	0	W	32-13
10/20	Jets	S	4	36	9.0	18	0	0	0	0.0	0	0	W	37-15
10/28	Giants	P	1	29	29.0	29	0	0	0	0.0	0	0	W	26-18
11/10	at Commanders	S	1	6	6.0	6	0	0	0	0.0	0	0	W	28-27
11/17	Ravens	S	2	42	21.0	25	0	0	0	0.0	0	0	W	18-16
11/21	at Browns	P	3	14	4.7	6	0	0	0	0.0	0	0	L	19-24
12/01	at Bengals	P	1	10	10.0	10	0	0	0	0.0	0	0	W	44-38
12/08	Browns	S	0	0	0.0	0	0	0	0	0.0	0	0	W	27-14
12/15	at Eagles	S	0	0	0.0	0	0	0	0	0.0	0	0	L	13-27
12/21	at Ravens	S	0	0	0.0	0	0	0	0	0.0	0	0	L	17-34
12/25	Chiefs	P	1	8	8.0	8	0	0	0	0.0	0	0	L	10-29
01/04	Bengals	P	0	0	0.0	0	0	0	0	0.0	0	0	L	17-19
2024 TOTALS		17-9	19	200	10.5	29	1	0	0	0.0	0	0	10-7	

2023 GAME-BY-GAME REGULAR-SEASON STATISTICS (STEELERS)

DATE	OPPONENT	P/S	RECEIVING					RUSHING					W/L	SCORE
			NO.	YDS.	AVG.	LG	TD	NO.	YDS.	AVG.	LG	TD		
09/10	49ers	P	0	0	0.0	0	0	0	0	0.0	0	0	L	7-30
09/18	Browns	S	0	0	0.0	0	0	0	0	0.0	0	0	W	26-22
09/24	at Raiders	S	0	0	0.0	0	0	0	0	0.0	0	0	W	23-18
10/01	at Texans	S	1	10	10.0	10	0	0	0	0.0	0	0	L	6-30
10/08	Ravens	S	0	0	0.0	0	0	0	0	0.0	0	0	W	17-10
10/22	at Rams	P	0	0	0.0	0	0	0	0	0.0	0	0	W	24-17
10/29	Jaguars	P	0	0	0.0	0	0	0	0	0.0	0	0	L	10-20
11/02	Titans	P	1	7	7.0	7	0	0	0	0.0	0	0	W	20-16
11/12	Packers	S	1	6	6.0	6	0	0	0	0.0	0	0	W	23-19
11/19	at Browns	P	1	8	8.0	8	0	0	0	0.0	0	0	L	10-13
11/26	at Bengals	P	1	10	10.0	10	0	0	0	0.0	0	0	W	16-10
12/03	Cardinals	P	0	0	0.0	0	0	0	0	0.0	0	0	L	10-24
12/07	Patriots	S	1	12	12.0	12	0	0	0	0.0	0	0	L	18-21
12/16	at Colts	P	0	0	0.0	0	0	0	0	0.0	0	0	L	13-30
12/23	Bengals	P	1	8	8.0	8	0	0	0	0.0	0	0	W	34-11
12/31	at Seahawks	S	0	0	0.0	0	0	0	0	0.0	0	0	W	30-23
01/06	at Ravens	P	0	0	0.0	0	0	0	0	0.0	0	0	W	17-10
2023 TOTALS		17-7	7	61	8.7	12	0	0	0	0.0	0	0	10-7	

2023 GAME-BY-GAME POSTSEASON STATISTICS (STEELERS)

DATE	OPPONENT	P/S	RECEIVING					RUSHING					W/L	SCORE
			NO.	YDS.	AVG.	LG	TD	NO.	YDS.	AVG.	LG	TD		
01/15	at Bills	S	0	0	0.0	0	0	0	0	0.0	0	0	L	17-31
2023 TOTALS		1-1	0	0	0.0	0	0	0	0	0.0	0	0	0-1	



**T.J. LB
WATT**

HEIGHT: 6-4
WEIGHT: 252
COLLEGE: Wisconsin
BORN: October 11, 1994

HOW ACQUIRED: D1 '17
NFL EXPERIENCE: 8th year
BIRTHPLACE: Pewaukee, WI



PRO CAREER

AWARDS

- ✦ 2021 Associated Press Defensive Player of the Year
- ✦ Six-time Pro Bowler (2018, 2019, 2020, 2021, 2022, 2023)
- ✦ Four-time Associated Press First Team All-Pro (2019, 2020, 2021, 2023)
- ✦ Four-time Pittsburgh Steelers MVP (2019, 2020, 2021, 2023)
- ✦ Four-time Sporting News First Team All-Pro (2019, 2020, 2021, 2023)
- ✦ Three-time The Committee of 101 AFC Defensive Player of the Year (2020, 2021, 2023)
- ✦ Three-time Pro Football Writers of America (PFWA) First Team All-NFL (2020, 2021, 2023)
- ✦ Three-time Deacon Jones Award winner (2020, 2021, 2023)
- ✦ Three-time Steelers team captain (2020, 2022, 2023)
- ✦ 2021 PFWA Defensive Player of the Year
- ✦ 2021 Sporting News Defensive Player of the Year
- ✦ Associated Press Second Team All-Pro (2020)
- ✦ AFC Defensive Player of the Month (September 2023)
- ✦ AFC Defensive Player of the Month (November 2019)
- ✦ AFC Defensive Player of the Week (Weeks 1 and 5 of 2018; Week 2 of 2020; Weeks 6, 13 and 17 of 2021; Week 18 of 2023)

CAREER HIGHLIGHTS

- ✦ Has played in 104 games (104 starts) over his seven-year NFL career (Steelers 2017-23)
- ✦ Has registered 399 tackles (290 solo), 198 quarterback hits, 107 tackles for loss, 96.5 sacks, 45 passes defended, 27 forced fumbles, seven interceptions and 10 fumble recoveries
- ✦ Led the NFL with 22.5 sacks in 2021 (despite missing two full games and portions of four others), tying Pro Football Hall of Famer Michael Strahan (22.5 sacks in 2001) for the most in a season since 1982, when the individual sack became an official statistic
- ✦ Fifth player to reach 22.0 sacks in a single season since 1982
- ✦ Twelfth player (13th season) to reach 20.0 sacks in a single season since 1982
- ✦ Second Pittsburgh player overall and the first since James Harrison in 2008 to receive the Defensive Player of the Year award, annually given to the League's top defensive player
- ✦ First linebacker to win the award since Baltimore's Terrell Suggs in 2011 and the ninth overall linebacker presented the PFWA Defensive Player of the Year honor
- ✦ First player in franchise history to earn Steelers' Most Valuable Player in four consecutive seasons
- ✦ First player since 1982, when the individual sack became an official statistic, to lead the League in sacks three times (2020, 2021 and 2023)
- ✦ Watt (three), Alan Page (three), Reggie White (three), Ray Lewis (three), Bruce Smith (three), Aaron Donald (four) and J.J. Watt (four) are the only players to win The Committee of 101 Defensive Player of the Year award at least three times in either conference since the inaugural event in 1969
- ✦ Joined Hall of Famer Joe Greene as the only two Steelers to win The Committee of 101 AFC Defensive Player of the Year award more than once (Greene won the award in 1972 and 1974)
- ✦ Averaged 0.93 sacks/game since entering the League back in 2017, which is the best in NFL history (min. 100 games started)
- ✦ His 96.5 career sacks are the third-most by a player in his first seven seasons in the NFL since 1982, when the individual sack became an official statistic
- ✦ His 96.5 career sacks are tied for the 12th-most over any seven-year stretch since 1982
- ✦ His 96.5 career sacks are the most in franchise history
- ✦ Has recorded at least two quarterback hits, two tackles for loss and 2.0 sacks in 15 different games since the start of the 2017 season, which is tied for the most in the League over the span
- ✦ Has recorded at least 2.0 sacks in 22 different games since the start of the 2017 season, which is the most in the League over the span
- ✦ Fourth player since 1982, when the individual sack became an official statistic, to record at least 2.0 sacks in 22 or more games in his first seven seasons in the NFL, joining Pro Football Hall of Famers Reggie White (30 games), Simeon Rice (23), Richard Dent (23) and Jared Allen (22).
- ✦ Has registered at least 1.0 sack in 60 career games, which is tied for the fourth-most career games with at least 1.0 sack in a player's first seven NFL seasons since 1982, when the individual sack became an official statistic – only Pro Football Hall of Famers DeMarcus Ware (68 games) and Reggie White (63) as well as Von Miller (61) have more
- ✦ One of five players in NFL history with at least 96.5 sacks, 107 tackles for loss, 198 quarterback hits, 27 forced fumbles, 20 strip sacks and 10 fumble recoveries (Julius Peppers, Terrell Suggs, Chandler Jones and Jared Allen)
- ✦ Ranks among the top 10 active players in sacks (5th), tackles for loss (t-8th), quarterback hits (4th), forced fumbles (t-3rd), fumble recoveries (t-7th) and strip sacks (2nd)
- ✦ Registered the second-most sacks by a player in his first 100 career games since 1982 (91.5)
- ✦ Became the fourth player since 1982 with at least 19.0 sacks in two of his first seven NFL seasons, joining DeMarcus Ware, his brother, J.J. Watt and Mark Gastineau
- ✦ First player in franchise history with at least 19.0 sacks in multiple seasons
- ✦ His two seasons with at least 19.0 sacks are tied for the most in NFL history by a player in their first seven seasons in the League
- ✦ His two seasons with at least 19.0 sacks are tied for the most in NFL history
- ✦ Fourth player since 1982, when the individual sack became an official statistic, with at least 15.0 sacks in three of his first seven seasons, joining Pro Football Hall of Famer Reggie White (four), DeMarcus Ware (three) and brother J.J. Watt (three)
- ✦ His three seasons with at least 15.0 sacks are the most by a Steelers player in their first seven seasons in the League
- ✦ His three seasons with at least 15.0 sacks are tied for the second-most in NFL history by a player in their first seven seasons in the League
- ✦ His three seasons with at least 15.0 sacks are tied for the third-most in NFL history
- ✦ Fourth player since 1982, when the individual sack became an official statistic, to register 90.0 or more sacks, 25 or more forced fumbles and seven or more interceptions
- ✦ Has registered 52.0 sacks in the second half/OT since the start of the 2017 season, which are the most in the NFL
- ✦ In 2023, Watt became the second player – and first to do it twice – since 1982, when the individual sack became an official statistic, with at least 19.0 sacks, 19 tackles for loss, 36 quarterback hits, four forced fumbles and three fumble recoveries
- ✦ In 2023, Watt ranked in the top-five in the NFL in sacks, tackles for loss, quarterback hits, forced fumbles and fumble recoveries, which marked the season time in three years (2021, 2023) he has done so in the game season (J.J. Watt is the only other player to accomplish the feat since 2012)

- ✦ Only player since 1982 with 75.0 or more sacks and seven or more interceptions in his first seven NFL seasons, and only player to accomplish the feat in their first 100 games since 1982
- ✦ Only player since 1982 to register 80.0 or more sacks and 16 takeaways in their first 100 career games
- ✦ Only player in franchise history with 13.0 or more sacks in multiple seasons (done it five times).
- ✦ Second player since 1982, when the individual sack became an official statistic, to record at least 13 in four consecutive seasons (2018-21), joining Pro Football Hall of Famer Reggie White, who did it twice (1985-88 and 1990-93)
- ✦ Third player in NFL history with at least 14.5 sacks in three consecutive seasons (2019-21), joining Jared Allen (2007-09) and Reggie White (1986-88)
- ✦ Joined Reggie White (four) as the only players to record at least 13 sacks in four of their first five seasons since 1982, when the individual sack became an official NFL statistic (recorded 13 sacks in 2018, 14.5 sacks in 2019, 15.0 sacks in 2020 and 22.5 sacks in 2021)
- ✦ Third player since 1982 to record at least 70 sacks over his first five seasons, joining Reggie White (81) and J.J. Watt (74.5)
- ✦ His 96.5 sacks since entering the NFL in 2017 are the most in the League over the span
- ✦ His 198 QB hits since entering the NFL in 2017 are the most in the League over the span
- ✦ His 198 QB hits are the third-most over a player's first seven seasons in NFL history
- ✦ His 198 QB hits are the fourth-most by an active NFL player
- ✦ His 107 tackles for loss since entering the NFL in 2017 are the second-most in the League over the span
- ✦ His 107 tackles for loss are the fourth-most over a player's first seven seasons in NFL history
- ✦ His 107 tackles for loss are the eighth-most by an active NFL player
- ✦ His 27 forced fumbles since entering the NFL in 2017 are the most in the League over the span
- ✦ His 27 forced fumbles are tied for the third-most over a player's first seven seasons in NFL history
- ✦ His 27 forced fumbles are tied for the third-most by an active NFL player
- ✦ Reached 95+ sacks in his 104th career game, which is the second-fewest games to that total since 1982
- ✦ Reached 90+ sacks in his 98th career game, which is the second-fewest games to that total since 1982
- ✦ Reached 85+ sacks in his 92nd career game, which is the second-fewest games to that total since 1982
- ✦ Reached 80+ sacks in his 88th career game, which is the second-fewest games to that total since 1982
- ✦ Reached 75+ sacks in his 84th career game, which is the third-fewest games to that total since 1982
- ✦ Reached 70+ sacks in his 76th career game, which is the third-fewest games to that total since 1982
- ✦ Reached 60+ sacks in his 69th career game, which is the fourth-fewest games to that total since 1982
- ✦ Reached 50+ sacks in his 63rd career game, which is the 10th-fewest games to that total since 1982
- ✦ Has recorded at least 1.5 sacks in 27 career games, which is the most by a Steeler since 1982, when the individual sack became an official statistic
- ✦ His 27 career games with at least 1.5 sacks is tied for second-most among active players since 1982, when the individual sack became an official statistic
- ✦ Has recorded at least 2.0 sacks in 22 career games, which is the most by a Steeler since 1982, when the individual sack became an official statistic
- ✦ His 22 career games with at least 2.0 sacks is tied for the second-most among active players since 1982, when the individual sack became an official statistic
- ✦ Has recorded at least 3.0 sacks in six career games, which is tied for the most by a Steeler since 1982, when the individual sack became an official statistic
- ✦ His six career games with at least 3.0 sacks is tied for the most among active players since 1982, when the individual sack became an official statistic
- ✦ Has sacked 43 different quarterbacks in his career, including 27 more than once
- ✦ Has registered at least half a sack against 27 different teams, at least 1.0 sack against 24 teams and multiple sacks against 17 teams
- ✦ Has recorded 62.0 sacks in 54 career games at Acrisure Stadium, including at least half a sack in 38 of the last 44 home games, the most sacks over a player's first 54 career home games in NFL history
- ✦ Made NFL debut in Week 1 of 2017 (at Cleveland)
- ✦ Made NFL starting debut in Week 1 of 2017 (at Cleveland)

2023 (STEELERS)

- ✦ Started all 17 regular-season games
- ✦ Registered 68 tackles (40 solo), 36 quarterback hits, 19 tackles for loss, 19.0 sacks, eight passes defended, one interception, four forced fumbles and three fumble recoveries
- ✦ Named a defensive team captain for the third time as voted on by his teammates
- ✦ First player since 1982, when the individual sack became an official statistic, to lead the League in sacks three times (2020, 2021 and 2023)
- ✦ Surpassed his brother J.J. Watt, Reggie White, DeMarcus Ware, Michael Strahan, Kevin Greene, Mark Gastineau and Jared Allen, who each led the League in sack twice
- ✦ His 19.0 sacks were the most in the NFL
- ✦ Recorded a sack in 13 of 17 games, with multiple sacks in seven games
- ✦ Intercepted a pass from Rams QB Matthew Stafford at the Rams' 31-yard line and returned it 24 yards to setup a Steelers' touchdown that gave them a 10-9 third-quarter lead in Week 7
- ✦ Registered his first interception of the season and seventh of his career (2017-23)
- ✦ With 3.0 sacks and a fumble recovery in Week 1 and 1.0 sack with one fumble recovery in Week 2, first player since 1982, when the individual sack became an official statistic, with a sack and fumble recovery in three of his team's first five games of a season
- ✦ First player to record 6.0 sacks and have a defensive TD in a team's first three games of a season since individual sacks were first tracked in 1982
- ✦ Registered four tackles (two solo), four quarterback hits, two tackles for loss, 1.0 sack, one pass defended and one fumble recovery (returned for a TD) in Week 2 vs. Cleveland
- ✦ Recorded five tackles (five solo), 3.0 sacks, two forced fumbles, one fumble recovery, one strip sack, one tackle for loss, one pass defended and five quarterback hits in the Week 1 vs. San Francisco
- ✦ First player since 1982, when the individual sack became an official statistic by the NFL, to register such a stat line
- ✦ Registered a quarterback hit in 15 of 17 games, with multiple quarterback hits in 12 games
- ✦ Recorded a tackle for loss hit in 12 of 17 games, with multiple tackles for loss in six games

2022 (STEELERS)

- ✦ Played in and started nine games (spent Weeks 2 through 9 on injured reserve)
- ✦ Registered 39 tackles (27 solo), 12 quarterback hits, eight tackles for loss, 5.5 sacks, five passes defended and one interception
- ✦ Named a defensive team captain for the second time as voted on by his teammates
- ✦ Helped the team achieve a record of 8-2 while he was in the lineup as opposed to a 1-6 record when he was not in the lineup, along with 100 fewer total yards allowed per game (289.9 with, 389.9 without), four times as many sacks (32 with, eight without) and nearly four times as many takeaways (18 with, five without)
- ✦ One of three players in the League this season with at least 5.5 sacks and multiple interceptions despite missing seven games
- ✦ Recorded six tackles (all solo), three for loss, two passes defended, one interception, one quarterback hit and 1.0 sack at Cincinnati in Week 1 before leaving the game with an injury
- ✦ Recorded six tackles (two solo), 0.5 sack, one QB hit, one interception and two passes defended in his home debut in Week 11 vs. Cincinnati
- ✦ Became the third-fastest player to reach 75.0 sacks since 1982 with 1.5 sacks in his 84th career game in Week 15 at Carolina
- ✦ Registered four tackles (three solo), 1.0 sack, two tackles for loss and two QB hits vs. Baltimore in Week 17, marking his eighth-consecutive game with at least 0.5 sack and sixth-consecutive game with at least 1.0 sack vs. Baltimore
- ✦ Recorded a tackle for loss in each of the last four games and 1.0 sack in three of the last four games

2021 (STEELERS)

- ✦ Played in 15 regular-season games (15 starts)
- ✦ Led the NFL with 22.5 sacks (despite missing two full games and portions of four others), tied with Pro Football Hall of Famer Michael Strahan (22.5 sacks in 2001) for the most in a season since 1982, when the individual sack became an official statistic
- ✦ In addition to his 22.5 sacks, he also led the NFL in tackles for loss (21), quarterback hits (39) and fumble recoveries (three)
- ✦ Registered 64 tackles (48 solo), seven passes defended and five forced fumbles
- ✦ Led the NFL in 2021 with 1.50 sacks per game (min. 12 games)
- ✦ His average of 1.50 sacks per game in 2021 is the second-highest in single season NFL history (min. 12 games)
- ✦ Registered 22.5 sacks, 21 tackles for loss and 39 quarterback hits in 2021 – all of which led the NFL
- ✦ Seventh player to lead the NFL in sacks, tackles for loss and quarterback hits in the same season since 2006 when quarterback hits became an officially recognized statistic
- ✦ Fifth player to reach 22.0 sacks in a single season since 1982
- ✦ Twelfth player (13th season) to reach 20.0 sacks in a single season since 1982
- ✦ Joined Reggie White (1987-88) and Mark Gastineau (1983-84) as the only players to lead the NFL in sacks in back-to-back seasons
- ✦ Registered at least 1.5 sacks in nine games (most in NFL)
- ✦ Joined Reggie White (1987 – NFL Defensive Player of the Year) as the only players to have nine games with 1.5-plus sacks in a season
- ✦ Pittsburgh was 8-2-1 in games in which he had 1.0-plus sacks and 1-5 in games he didn't record a sack
- ✦ Recorded 12.5 sacks in the second half and overtime (most in NFL)
- ✦ Only four players had more sacks in the second half and overtime (12.5) than him since 2000
- ✦ Registered five tackles, including a career-high 4.0 sacks, three tackles for loss, two passes defended and five QB hits in Week 17 vs. Cleveland
- ✦ Recorded 3.5 sacks in Week 13 vs. Baltimore

2020 (STEELERS)

- ✦ Named a defensive captain for the first time
- ✦ Started all 15 games he played in during the regular season and one playoff game
- ✦ Recorded 15.0 sacks, 23 tackles for loss and 41 quarterback hits – third player since at least 2006 to record at least 15.0 sacks, 23 tackles for loss and 40 quarterback hits in a season (J.J. Watt; 2012, 2014, 2015 and Aaron Donald; 2018)
- ✦ In addition to his 15.0 sacks, 23 tackles for loss and 41 quarterback hits, which all led the NFL, had seven passes defended, two forced fumbles and one interception
- ✦ Seventh player to lead the NFL in sacks, tackles for loss and quarterback hits in the same season since 2006
- ✦ His 15.0 sacks, which were a single-season high for him, led the NFL
- ✦ His 15.0 sacks ranked tied for second in single-season franchise history
- ✦ Eleventh player to register at least 15.0 sacks and 23 tackles for loss in a single season since 1999
- ✦ His 41 quarterback hits ranked tied for fifth since the NFL started recognizing the statistic in 2006

2019 (STEELERS)

- ✦ Started all 16 games
- ✦ Ranked first or second on the Steelers in sacks (14.5, 1st), tackles for loss (14, 2nd), quarterback hits (36, 1st), forced fumbles (eight, 1st) and fumble recoveries (four, t-1st)
- ✦ Ranked in the top-five in the NFL in sacks (t-4th), quarterback hits (3rd), forced fumbles (t-1st) and fumble recoveries (t-2nd)
- ✦ His 14.5 sacks ranked third in single-season franchise history
- ✦ First Steelers player with at least a half sack in nine consecutive games since LaMarr Woodley had a streak of 10 such games (franchise record) that spanned the 2009 and 2010 seasons
- ✦ His streak of nine straight games with at least a half sack, which was the longest active streak in the League at the time, came to an end in the 2019 Week 14 victory at Arizona
- ✦ His nine-game streak was tied for the fifth-longest in NFL single season history
- ✦ First Steelers player with back-to-back seasons of at least 10 sacks since James Harrison and LaMarr Woodley (2008-10)
- ✦ Nearly became the first player in the NFL to rank in the top-five in sacks, tackles for loss, quarterback hits, forced fumbles and fumble recoveries in a season since Houston Texans' J.J. Watt in 2014
- ✦ Only NFL player since 2008 to have at least 14 sacks, 14 tackles for loss, 36 quarterback hits, eight forced fumbles and four fumble recoveries in a season
- ✦ His 14 combined interceptions (two), forced fumbles (eight) and fumble recoveries (four) were the most by an NFL player since Chicago Bears' Charles Tillman in 2012 (15)
- ✦ His 14 combined interceptions (two), forced fumbles (eight) and fumble recoveries (four) were tied for the second-most by an NFL player since 2000
- ✦ His six total takeaways (interceptions and fumble recoveries) ranked tied for fourth in the NFL
- ✦ Only NFL player since 1990 to register at least two interceptions, four fumble recoveries and eight forced fumbles in a single season

2018 (STEELERS)

- ✦ Started all 16 games
- ✦ His 13.0 sacks ranked tied for the seventh-most by a Steeler in a single-season since the stat became official in 1982 (Chad Brown, 1996)
- ✦ Set a single-season career-high with 13.0 sacks – becoming the first Steelers' linebacker with 10 or more sacks in a season since 2010 (James Harrison and LaMarr Woodley) and tied for the ninth-most by a Steeler in a single-season since the stat became official in 1982
- ✦ First Steelers linebacker since 2013-14 (Jason Worilds) to record back-to-back seasons with at least 7.0 sacks
- ✦ Tallied 6.0 sacks through the first five weeks of the season, becoming the first Steeler with at least 6.0 sacks through the first five games of a season since 2009 (James Harrison, 6.0)
- ✦ His six defensive forced fumbles tied as the second-most by a Steeler in a single season since 1994 (James Harrison, 2008: seven)
- ✦ Named AFC Defensive Player of the Week for his Week 1 performance at Cleveland
- ✦ Totaled single-game career highs in tackles (10 total/seven solo) and sacks (3.0)
- ✦ His 3.0 quarterback takedowns vs. Browns marked the second multi-sack game of his NFL career, both occurring on Kickoff Weekends (Sept. 10, 2017 at Cleveland and Sept. 9, 2018 at Cleveland)
- ✦ Blocked what could have been a game-winning field goal by Cleveland in OT
- ✦ Named AFC Defensive Player of the Week for his Week 5 performance vs. Atlanta
- ✦ Led all defenders with game highs in tackles (eight total/six solo) and sacks (3.0)
- ✦ His 3.0 sacks marked the third multi-sack game of his NFL career and second of 2018 – matching a single-game career high (3.0, Sept. 9, 2018 at Cleveland)
- ✦ Forced a fumble on his third sack of QB Matt Ryan, in the fourth quarter, which was recovered by LB L.J. Fort in the Falcons' end zone for a touchdown
- ✦ Recorded a 12-yard strip-sack of Carolina QB Cam Newton in the second quarter (11/8), which increased his career sack total to 15.0 – tying Keith Willis (1982-83) for the second-most by a Steeler in their first two seasons in the NFL with the team since sacks became an official statistic in 1982
- ✦ Recorded 2.0 sacks, his third multi-sack game of his 2018 season, and the fourth of his NFL career vs. Jacksonville (11/18)
- ✦ Surpassed LaMarr Woodley for the most by a Steeler in their first two seasons in the NFL with the team since sacks became an official statistic in 1982

2017 (STEELERS)

- Started all 15 games he played in during the regular season and one playoff game
- His 7.0 sacks were the second-most by a rookie in Steelers history
- His 7.0 sacks led all NFL rookie linebackers and tied for the second-most among all League rookies
- Only NFL linebacker to finish the regular season with at least 50 tackles (52), 5.0 sacks (7.0), five passes defended (eight) and one interception (one)
- Third player in NFL history and first on Kickoff Weekend to record 2.0 sacks and an interception in an NFL debut, joining Charles Glaze (Oct. 4, 1987) and Tommy Haynes (Oct. 4, 1987)
- First Steeler with at least 2.0 sacks in their NFL debut since sacks became an official statistic in 1982 (previous mark, 1.5, Kenny Davidson, Sept. 9, 1990 at Cleveland)
- First Steeler with at least 2.0 sacks and an interception in the same game since 2010 (LaMarr Woodley, Dec. 12 vs. Cincinnati)

TRANSACTIONS

- Signed a four-year contract extension with Pittsburgh on Sept. 9, 2021
- The Steelers exercised their fifth-year option on Apr. 28, 2020
- Signed a four-year contract with Pittsburgh on June 14, 2017
- Drafted by the Steelers in the first round (30th overall) of the 2017 NFL Draft

PERSONAL

- Attended the Pewaukee High School (Pewaukee, Wisc.)
- First-team all-conference quarterback, linebacker and punter
- Named honorable mention all-area at linebacker by the Milwaukee Journal-Sentinel
- Threw for 527 yards with seven TDs, adding 554 rushing yards and nine rushing TDs as a senior, to go along with 42 tackles and 5.0 sacks on defense
- Lettered in track and field
- Son of Connie and John Watt
- His two brothers, J.J. and Derek, each played in the NFL
- Derek played seven years in the NFL (L.A./San Diego Chargers, 2016-19; Pittsburgh 2020-22)
- J.J. played 12 years in the NFL (Houston, 2011-20; Arizona 2021-22)
- Full name: Trent Jordan Watt

COMMUNITY

- Participates in Salvation Army Project Bundle Up
- Continuously works with 412 Food Rescue to help deliver food to members of the community.
- Partners with UPMC Children's Hospital to raise money from a designed beanie.
- Donated blankets and books during the holidays to children staying at Children's Hospital

COLLEGE

- Played in 27 games with 14 starts over a two-year span (2015-16) for Wisconsin
- Totaled 70 tackles, 17.0 TFLs and 11.5 sacks in his career
- Named Academic All-Big Ten for two straight years (2015-16)
- Named first-team All-American by ESPN.com and Sports Illustrated, and a second-team All-American by the AP, CBS Sports and Fox Sports as a redshirt junior in 2016
- Named first-team All-Big Ten in 2016
- Recorded 11.5 sacks in 2016, the fifth-most in a single season in school history
- Moved to defense during the spring of 2015, and was part of a defense that ranked No. 1 in the nation in scoring defense, holding opponents to 13.7 points per game
- Missed the entire 2014 season due to injury
- Redshirted in 2013
- Recruited to Wisconsin as a tight end
- Graduated with a degree in retailing and consumer behavior

REGULAR SEASON COMPARISON: DEFENSIVE - BALTIMORE RAVENS

DATE	OPP	W/L	GP/GS	TACKLES				SACK	YDS.	INT	TFL	PD	QBH	MISC		FR
				TOT	SOLO	ASST								TD	FF	
10/1/17	PIT @BLT	W	S	4	4	0	0.0	0.0	0	1	1	0	0	0	0	0
12/10/17	PIT vs. BLT	W	S	4	4	0	1.0	8.0	0	1	0	3	0	1	0	0
9/30/18	PIT vs. BLT	L	S	4	3	1	0.0	0.0	0	0	0	0	0	0	0	0
11/4/18	PIT @BLT	W	S	5	4	1	0.0	0.0	0	0	0	0	0	0	0	0
10/6/19	PIT vs. BLT	L	S	5	4	1	1.0	6.0	0	3	0	1	0	0	0	0
12/29/19	PIT @BLT	L	S	5	4	1	0.5	4.0	0	0	1	2	0	1	0	0
11/1/20	PIT @BLT	W	S	5	3	2	1.0	0.0	0	0	0	5	0	0	0	0
12/2/20	PIT vs. BLT	W	S	6	4	2	2.0	12.0	0	3	0	3	0	0	0	0
12/5/21	PIT vs. BLT	W	S	6	5	1	3.5	12.0	0	3	0	6	0	1	0	0
1/9/22	PIT @BLT	W	S	5	3	2	1.0	3.0	0	1	1	3	0	1	0	0
12/11/22	PIT vs. BLT	L	S	5	3	2	1.0	4.0	0	1	0	1	0	0	0	0
1/1/23	PIT @BLT	W	S	4	3	1	1.0	10.0	0	2	0	3	0	0	0	0
10/8/23	PIT vs. BLT	W	S	2	2	0	2.0	15.0	0	2	2	2	0	0	0	1
1/6/24	PIT @BLT	W	S	8	6	2	2.0	11.0	0	3	0	2	0	0	0	0
11/17/24	PIT vs. BLT	W	S	3	3	0	1.0	2.0	0	2	0	2	0	0	0	0
12/21/24	PIT @BLT	L	S	4	1	3	0.0	0.0	0	0	0	0	0	0	0	0
TOTALS			11/5	16/16	75	56	19	17.0	87.0	0	22	5	33	0	4	1

T.J. WATT'S NFL REGULAR SEASON DEFENSIVE STATISTICS

DATE	TEAM	GP	GS	TACKLES							INTERCEPTIONS					O. FUMB			ST			MISC				
				TK	S	A	TFL	YDS	SK	YDS	QBH	NO	YDS	LG	TD	PD	FF	FR	TD	YDS	TK	S	A	FF	FR	S
2017	Steelers	15	15	52	39	13	10	42	7.0	36.0	13	1	17	17	0	7	1	0	0	2	1	1	0	0	0	0
2018	Steelers	16	16	68	50	18	12	63	13.0	87.0	21	0	0	0	3	6	0	0	0	0	0	0	0	0	0	0
2019	Steelers	16	16	55	35	20	14	56	14.5	104.0	36	2	7	7	0	8	8	4	0	0	0	0	0	0	0	0
2020	Steelers	15	15	53	43	10	23	119	15.0	112.5	41	1	0	0	7	2	0	0	0	0	0	0	0	0	0	0
2021	Steelers	15	15	64	48	16	21	100	22.5	111.5	39	0	0	0	7	5	3	0	0	0	0	0	0	0	0	0
2022	Steelers	10	10	39	27	12	8	34	5.5	37.5	12	2	0	0	5	1	0	0	0	0	0	0	0	0	0	0
2023	Steelers	17	17	68	48	20	19	103	19.0	122.0	36	1	24	24	0	8	4	3	1	34	0	0	0	0	0	0
2024	Steelers	17	17	61	40	21	19	96	11.5	79.5	27	0	0	0	4	6	2	0	0	0	0	0	0	0	0	0
NFL TOTALS		121	121	460	330	130	126	613	108.0	690.0	225	7	48	24	0	49	33	12	1	34	2	1	1	0	0	0

T.J. WATT'S NFL POSTSEASON DEFENSIVE STATISTICS

DATE	TEAM	GP	GS	TACKLES							INTERCEPTIONS					O. FUMB			ST			MISC				
				TK	S	A	TFL	YDS	SK	YDS	QBH	NO	YDS	LG	TD	PD	FF	FR	TD	YDS	TK	S	A	FF	FR	S
2017	Steelers	1	1	2	1	1	0	0	0.0	0.0	2	0	0	0	0	1	0	0	0	0	0	0	0	0	0	0
2020	Steelers	1	1	3	2	1	1	1	0.0	0.0	0	0	0	0	1	0	0	0	0	0	0	0	0	0	0	0
2021	Steelers	1	1	3	3	0	2	16	1.0	14.0	3	0	0	0	1	0	1	1	26	0	0	0	0	0	0	0
2023	Steelers	0	0	0	0	0	0	0	0.0	0.0	0	0	0	0	0	0	0	0	0	0	0	0	0	0	0	0
NFL TOTALS		3	3	8	6	2	3	17	1.0	14.0	5	0	0	0	3	0	1	1	26	0	0	0	0	0	0	0

SINGLE-GAME HIGHS: DEFENSIVE

- Total Tackles: 10 at Cleveland Browns, Sep 09, 2018
8 vs. Dallas Cowboys, Oct 06, 2024
...4 more at 8.
- Solo Tackles: 7 vs. Dallas Cowboys, Oct 06, 2024
7 vs. Green Bay Packers, Nov 12, 2023
...1 more at 7.
- Sacks: 4.0 vs. Cleveland Browns, Jan 03, 2022
3.5 vs. Baltimore Ravens, Dec 05, 2021
3 vs. Seattle Seahawks, Oct 17, 2021
3 at Dallas Cowboys, Nov 08, 2020
- Passes Defensed: 3 vs. Seattle Seahawks, Oct 17, 2021
3 at Dallas Cowboys, Nov 08, 2020
- Forced Fumbles: 2 at Las Vegas Raiders, Oct 13, 2024
2 vs. San Francisco 49ers, Sep 10, 2023
...3 more at 2.
- Fumble Recoveries: 1 vs. New York Giants, Oct 28, 2024
1 at Atlanta Falcons, Sep 08, 2024
...10 more at 1.
- Tackles For Loss: 4 at Cleveland Browns, Sep 09, 2018
3 at Cincinnati Bengals, Dec 01, 2024
...12 more at 3.
- Interceptions: 1 vs. Cincinnati Bengals, Nov 20, 2022
1 at Cincinnati Bengals, Sep 11, 2022
...4 more at 1.
- Interception Return Yards: 17 at Cleveland Browns, Sep 10, 2017
7 at San Francisco 49ers, Sep 22, 2019
- Special Teams Tackles: 1 vs. Tennessee Titans, Nov 16, 2017
1 at Cleveland Browns, Sep 10, 2017
- Longest Opp Fumble Return: 18 vs. Baltimore Ravens, Oct 08, 2023
16 vs. Cleveland Browns, Sep 18, 2023

SINGLE-GAME HIGHS - POSTSEASON: DEFENSIVE

- Total Tackles: 3 at Kansas City Chiefs, Jan 16, 2022
3 vs. Cleveland Browns, Jan 10, 2021
2 vs. Jacksonville Jaguars, Jan 14, 2018
- Solo Tackles: 3 at Kansas City Chiefs, Jan 16, 2022
2 vs. Cleveland Browns, Jan 10, 2021
1 vs. Jacksonville Jaguars, Jan 14, 2018
- Sacks: 1.0 at Kansas City Chiefs, Jan 16, 2022
- Passes Defensed: 1 at Kansas City Chiefs, Jan 16, 2022
1 vs. Cleveland Browns, Jan 10, 2021
1 vs. Jacksonville Jaguars, Jan 14, 2018
- Fumble Recoveries: 1 at Kansas City Chiefs, Jan 16, 2022
- Tackles For Loss: 2 at Kansas City Chiefs, Jan 16, 2022
1 vs. Cleveland Browns, Jan 10, 2021
- Longest Opp Fumble Return: 26 at Kansas City Chiefs, Jan 16, 2022

2024 GAME-BY-GAME REGULAR-SEASON STATISTICS (STEELERS)

DATE	OPPONENT	P/S	TACKLES							INTERCEPTIONS					O. FUMB			ST			MISC					
			TK	S	A	TFL	YDS	QBH	NO	YDS	LG	TD	PD	FF	FR	TD	YDS	TK	S	A	FF	FR	S	A	W/L	SCORE
09/08	at Falcons	S	4	2	2	1.0	9.0	2	12	3	0	0	0	0	0	1	0	0	0	0	0	0	0	0	W	18-10
09/15	at Broncos	S	3	2	1	1.0	8.0	2	11	2	0	0	0	0	1	0	0	0	0	0	0	0	0	0	W	13-6
09/22	Chargers	S	3	3	0	1.0	8.0	1	8	2	0	0	0	0	0	0	0	0	0	0	0	0	0	0	W	20-10
09/29	at Colts	S	2	0	2	0.0	0.0	0	0	0	0	0	0	0	0	0	0	0	0	0	0	0	0	0	L	24-27
10/06	Cowboys	S	8	7	1	1.5	11.5	1	7	3	0	0	0	0	0	1	0	0	0	0	0	0	0	0	L	17-20
10/13	at Raiders	S	5	5	0	0.0	0.0	2	4	0	0	0	0	0	2	0	0	0	0	0	0	0	0	0	W	32-13
10/20	Jets	S	1	0	1	0.0	0.0	0	0	2	0	0	0	0	1	0	0	0	0	0	0	0	0	0	W	37-15
10/28	Giants	S	7	5	2	2.0	18.0	2	18	2	0	0	0	0	1	1	0	0	0	0	0	0	0	0	W	26-18
11/10	at Commanders	S	0	0	0	0.0	0.0	0	0	2	0	0	0	0	1	0	0	0	0	0	0	0	0	0	W	28-27
11/17	Ravens	S	3	3	0	1.0	2.0	2	5	2	0	0	0	0	0	0	0	0	0	0	0	0	0	0	W	18-16
11/21	at Browns	S	4	1	3	0.0	0.0	1	1	0	0	0	0	0	0	0	0	0	0	0	0	0	0	0	L	19-24
12/01	at Bengals	S	3	3	0	2.0	11.0	3	12	5	0	0	0	0	1	0	0	0	0	0	0	0	0	0	W	44-38
12/08	Browns	S	4	2	2	0.0	0.0	1	5	2	0	0	0	0	0	0	0	0	0	0	0	0	0	0	W	27-14
12/15	at Eagles	S	7	5	2	2.0	12.0	1	12	2	0	0	0	0	1	0	0	0	0	0	0	0	0	0	L	13-27
12/21	at Ravens	S	4	1	3	0.0	0.0	0	0	0	0	0	0	0	0	0	0	0	0	0	0	0	0	0	L	17-34
12/25	Chiefs	S	3	1	2	0.0	0.0	1	1	0	0	0	0	0	1	0	0	0	0	0	0	0	0	0	L	10-29
01/04	Bengals	S	0	0	0	0.0	0.0	0	0	0	0	0	0	0	0	0	0	0	0	0	0	0	0	0	L	17-19
2024 TOTALS			17-17	61	40	21	11.5	79.5	19	96	27	0	0	0	0	4	6	2	0	0	0	0	0	0	0	10-7

2023 GAME-BY-GAME REGULAR-SEASON STATISTICS (STEELERS)

DATE	OPPONENT	P/S	TACKLES							INTERCEPTIONS				O. FUMB			ST			MISC		W/L	SCORE				
			TK	S	A	SK	YDS	TFL	YDS	QBH	NO	YDS	LG	TD	PD	FF	FR	TD	YDS	TK	S			A	FF	FR	S
09/10	49ers	S	5	5	0	3.0	17.0	1	9	5	0	0	0	0	1	2	1	0	0	0	0	0	0	0	0	L	7-30
09/18	Browns	S	4	2	2	1.0	7.0	2	8	4	0	0	0	0	1	0	1	1	16	0	0	0	0	0	0	W	26-22
09/24	at Raiders	S	2	2	0	2.0	16.0	2	16	3	0	0	0	0	0	0	0	0	0	0	0	0	0	0	0	W	23-18
10/01	at Texans	S	2	1	1	0.0	0.0	0	0	1	0	0	0	0	0	0	0	0	0	0	0	0	0	0	0	L	6-30
10/08	Ravens	S	2	2	0	2.0	15.0	2	15	2	0	0	0	0	2	0	1	0	18	0	0	0	0	0	0	W	17-10
10/22	at Rams	S	1	0	1	0.0	0.0	0	0	0	1	24	24	0	1	0	0	0	0	0	0	0	0	0	0	W	24-17
10/29	Jaguars	S	2	1	1	0.5	4.0	0	0	1	0	0	0	0	1	0	0	0	0	0	0	0	0	0	0	L	10-20
11/02	Titans	S	4	2	2	1.0	8.0	1	8	2	0	0	0	0	0	0	0	0	0	0	0	0	0	0	0	W	20-16
11/12	Packers	S	8	7	1	1.0	6.0	1	6	2	0	0	0	0	0	0	0	0	0	0	0	0	0	0	0	W	23-19
11/19	at Browns	S	6	4	2	1.0	2.0	2	6	3	0	0	0	0	0	0	0	0	0	0	0	0	0	0	0	L	10-13
11/26	at Bengals	S	5	5	0	2.0	15.0	1	9	2	0	0	0	0	0	1	0	0	0	0	0	0	0	0	0	W	16-10
12/03	Cardinals	S	6	3	3	0.5	3.0	1	2	2	0	0	0	0	1	0	0	0	0	0	0	0	0	0	0	L	10-24
12/07	Patriots	S	5	3	2	0.0	0.0	1	1	0	0	0	0	0	0	0	0	0	0	0	0	0	0	0	0	L	18-21
12/16	at Colts	S	3	2	1	2.0	10.0	2	10	2	0	0	0	0	0	0	0	0	0	0	0	0	0	0	0	L	13-30
12/23	Bengals	S	3	2	1	1.0	8.0	0	0	4	0	0	0	0	1	1	0	0	0	0	0	0	0	0	0	W	34-11
12/31	at Seahawks	S	2	1	1	0.0	0.0	0	0	1	0	0	0	0	0	0	0	0	0	0	0	0	0	0	0	W	30-23
01/06	at Ravens	S	8	6	2	2.0	11.0	3	13	2	0	0	0	0	0	0	0	0	0	0	0	0	0	0	0	W	17-10
2023 TOTALS		17-17	68	48	20	19.0	122.0	19	103	36	1	24	24	0	8	4	3	1	34	0	0	0	0	0	0	10-7	

2022 GAME-BY-GAME REGULAR-SEASON STATISTICS (STEELERS)

DATE	OPPONENT	P/S	TACKLES							INTERCEPTIONS				O. FUMB			ST			MISC		W/L	SCORE														
			TK	S	A	SK	YDS	TFL	YDS	QBH	NO	YDS	LG	TD	PD	FF	FR	TD	YDS	TK	S			A	FF	FR	S	A									
09/11	at Bengals	S	6	6	0	1.0	4.0	3	8	1	1	0	0	0	2	0	0	0	0	0	0	0	0	0	0	0	W	23-20+									
09/18	Patriots										INJURED RESERVE																								L	14-17	
09/22	at Browns										INJURED RESERVE																									L	17-29
10/02	Jets										INJURED RESERVE																									L	20-24
10/09	at Bills										INJURED RESERVE																									L	3-38
10/16	Buccaneers										INJURED RESERVE																								W	20-18	
10/23	at Dolphins										INJURED RESERVE																								L	10-16	
10/30	at Eagles										INJURED RESERVE																								L	13-35	
11/13	Saints										INJURED RESERVE																								W	20-10	
11/20	Bengals	S	6	2	4	0.5	3.0	0	0	1	1	0	0	0	2	0	0	0	0	0	0	0	0	0	0	0	0	L	30-37								
11/28	at Colts	S	3	2	1	0.0	0.0	0	0	1	0	0	0	0	0	1	0	0	0	0	0	0	0	0	0	0	0	W	24-17								
12/04	at Falcons	S	3	3	0	0.0	0.0	0	0	0	0	0	0	0	0	0	0	0	0	0	0	0	0	0	0	0	0	W	19-16								
12/11	Ravens	S	5	3	2	1.0	4.0	1	4	1	0	0	0	0	0	0	0	0	0	0	0	0	0	0	0	0	L	14-16									
12/18	at Panthers	S	2	1	1	1.5	14.0	1	9	2	0	0	0	0	0	0	0	0	0	0	0	0	0	0	0	0	W	24-16									
12/24	Raiders	S	3	3	0	0.0	0.0	1	3	1	0	0	0	0	1	0	0	0	0	0	0	0	0	0	0	0	W	13-10									
01/01	at Ravens	S	4	3	1	1.0	10.0	2	10	3	0	0	0	0	0	0	0	0	0	0	0	0	0	0	0	0	W	16-13									
01/08	Browns	S	3	2	1	0.5	2.5	0	0	1	0	0	0	0	0	0	0	0	0	0	0	0	0	0	0	0	W	28-14									
2022 TOTALS		9-9	35	25	10	5.5	37.5	8	34	11	2	0	0	0	5	1	0	0	0	0	0	0	0	0	0	0	9-8										

+ - Overtime

2021 GAME-BY-GAME REGULAR-SEASON STATISTICS (STEELERS)

DATE	OPPONENT	P/S	TACKLES							INTERCEPTIONS				O. FUMB			ST			MISC		W/L	SCORE													
			TK	S	A	SK	YDS	TFL	YDS	QBH	NO	YDS	LG	TD	PD	FF	FR	TD	YDS	TK	S			A	FF	FR	S	A								
09/12	at Bills	S	3	3	0	2.0	10.0	1	5	5	0	0	0	0	0	1	0	0	0	0	0	0	0	0	0	0	W	23-16								
09/19	Raiders	S	4	3	1	1.0	1.0	0	0	1	0	0	0	0	0	1	0	0	0	0	0	0	0	0	0	0	L	17-26								
09/26	Bengals										ON INACTIVE LIST																								L	10-24
10/03	at Packers	S	4	3	1	2.0	6.0	2	6	2	0	0	0	0	0	0	1	0	0	0	0	0	0	0	0	0	L	17-27								
10/10	Broncos	S	3	3	0	0.0	0.0	1	4	2	0	0	0	0	0	0	0	0	0	0	0	0	0	0	0	0	W	27-19								
10/17	Seahawks	S	7	6	1	2.0	13.0	3	14	2	0	0	0	0	3	1	0	0	0	0	0	0	0	0	0	0	W	23-20+								
10/31	at Browns	S	6	4	2	1.5	7.5	1	5	3	0	0	0	0	0	0	1	0	0	0	0	0	0	0	0	0	W	15-10								
11/08	Bears	S	7	4	3	3.0	13.0	3	13	3	0	0	0	0	1	0	0	0	0	0	0	0	0	0	0	0	W	29-27								
11/14	Lions	S	5	3	2	1.0	6.0	2	7	2	0	0	0	0	0	0	0	0	0	0	0	0	0	0	0	0	T	16-16								
11/21	at Chargers										ON INACTIVE LIST																								L	37-41
11/28	at Bengals	S	2	1	1	0.0	0.0	0	0	0	0	0	0	0	0	0	0	0	0	0	0	0	0	0	0	0	L	10-41								
12/05	Ravens	S	6	5	1	3.5	12.0	3	8	6	0	0	0	0	0	1	0	0	0	0	0	0	0	0	0	0	W	20-19								
12/09	at Vikings	S	1	0	1	0.0	0.0	0	0	1	0	0	0	0	0	0	0	0	0	0	0	0	0	0	0	0	L	28-36								
12/19	Titans	S	5	4	1	1.5	15.0	1	10	4	0	0	0	0	0	1	0	0	0	0	0	0	0	0	0	0	W	19-13								
12/26	at Chiefs	S	1	1	0	0.0	0.0	0	0	0	0	0	0	0	0	0	0	0	0	0	0	0	0	0	0	0	L	10-36								
01/03	Browns	S	5	5	0	4.0	25.0	3	25	5	0	0	0	0	2	0	0	0	0	0	0	0	0	0	0	0	W	26-14								
01/09	at Ravens	S	5	3	2	1.0	3.0	1	3	3	0	0	0	0	1	1	0	0	0	0	0	0	0	0	0	0	W	16-13+								
2021 TOTALS		15-15	64	48	16	22.5	111.5	21	100	39	0	0	0	0	7	5	3	0	0	0	0	0	0	0	0	0	9-7-1									

+ - Overtime

2023 GAME-BY-GAME POSTSEASON STATISTICS (STEELERS)

DATE	OPPONENT	P/S	TACKLES							INTERCEPTIONS					O. FUMB			ST				MISC		W/L	SCORE		
			TK	S	A	SK	YDS	TFL	YDS	QBH	NO	YDS	LG	TD	PD	FF	FR	TD	YDS	TK	S	A	FF			FR	S
01/15	at Bills		0	0	0	0.0	0.0	0	0	0	0	0	0	0	0	0	0	0	0	0	0	0	0	0	0	L	17-31
2023 TOTALS			0	0	0	0.0	0.0	0	0	0	0	0	0	0	0	0	0	0	0	0	0	0	0	0	0	0-1	

MIKE ^{WR} WILLIAMS

HEIGHT: 6-3
WEIGHT: 218
COLLEGE: Clemson
BORN: October 4, 1994

HOW ACQUIRED: TR '24 (NYJ)
NFL EXPERIENCE: 8th year
BIRTHPLACE: Holy Hill, SC



PRO CAREER

- ✦ Has played in 97 games (65 starts) in his eight-year NFL career (L.A. Chargers 2017-23; N.Y. Jets 2024)
- ✦ Has caught 321 passes for 4,972 receiving yards (15.5 avg.) and 31 TDs
- ✦ In two playoff games (both starts), has recorded 11.0 yards on seven receptions (15.7 avg.)
- ✦ His average of 15.5 yards/reception is sixth-best in the NFL since he entered the League (min. 150 receptions)
- ✦ Made NFL debut in Week 6 of 2017 (at Oakland)
- ✦ Made NFL starting debut in Week 17 of 2017 (vs. Oakland)

2024 (JETS)

- ✦ Played in nine regular-season games (three starts) and registered 12 catches for 166 yards (13.5 avg.)

2023 (CHARGERS)

- ✦ Played in three regular-season games (all starts), before being placed on injured reserve prior to Week 4
- ✦ Recorded 249 yards and one TD on 19 receptions (13.1 avg.)
- ✦ Added three yards on one rush (3.0 avg.)

2022 (CHARGERS)

- ✦ Played in 13 regular-season games (all starts)
- ✦ Recorded 895 yards and four TDs on 63 receptions (14.2 avg.), the second-most in a season in his career

2021 (CHARGERS)

- ✦ Played in 14 regular-season games (14 starts)
- ✦ Recorded a career-high 1,146 receiving yards and nine TDs on a career-high 76 receptions (15.1 avg.)
- ✦ Career-high 5.5 yards after catch per reception (min. 20 receptions)
- ✦ Career-long 72-yard reception Week 5 vs. Cleveland in addition to a career-high 165 receiving yards
- ✦ Career-high 415 yards after catch
- ✦ Recorded second 1,000+ receiving yard season

2020 (CHARGERS)

- ✦ Played in 15 regular-season games (11 starts)
- ✦ Recorded 756 receiving yards and five TDs on 48 receptions (15.8 avg.)
- ✦ Averaged 15.8 yards per reception, the second best mark in his career
- ✦ Added one yard on one rush

2019 (CHARGERS)

- ✦ Played in 15 regular-season games (all starts)
- ✦ Registered his first 1,000+ receiving yard season
- ✦ Recorded 1,001 yards and two TDs on 49 receptions (20.4 avg.)
- ✦ Career-high 20.4 yards per reception
- ✦ Added two yards on one rush

2018 (CHARGERS)

- ✦ Played in 16 regular-season games (five starts)
- ✦ Recorded 664 yards and a career-high 10 TDs on 43 receptions (15.4 avg.)
- ✦ Ted for the sixth-most TDs in the League
- ✦ Added 28 yards and one TD on seven rushes
- ✦ One of three players in the League to record at least 10 receiving TDs and one rushing TD

2017 (CHARGERS)

- ✦ Played in 10 regular-season games (one start)
- ✦ Recorded 95 yards on 11 receptions (8.6 avg.)

TRANSACTIONS

- ✦ Traded to Pittsburgh from N.Y. Jets for a 2025 fifth-round pick on Nov. 5, 2024
- ✦ Signed by the N.Y. Jets on March 19, 2024
- ✦ Released by the Chargers on March 13, 2024
- ✦ Signed three-year contract extension with L.A. on March 8, 2022
- ✦ Chargers exercised a fifth-year option on Apr. 30, 2020
- ✦ Signed a four-year contract with L.A. on May 11, 2017
- ✦ Drafted by the Chargers in the first round (seventh overall) of the 2017 NFL Draft

PERSONAL

- ★ Rated as the No. 180 player in the nation and No. 2 player in South Carolina by 247Sports.com
- ★ No. 199 player in the nation and No. 3 player in South Carolina by ESPN
- ★ Top-300 All-American by PrepStar
- ★ No. 19 wide receiver in the nation by MaxPreps
- ★ First Shrine Bowl of the Carolinas player from his high school in 12 years
- ★ Had 60 receptions for 1,395 yards and 10 TDs as a senior
- ★ Had 66 receptions for 1,296 yards and 11 TDs as a junior
- ★ Had 42 receptions as a sophomore
- ★ Orangeburg Times & Democrat Area Player of the Year
- ★ Played quarterback in limited action as a junior; played for 354 yards and three TDs on just 20 completions
- ★ Played in the Offense-Defense Bowl in Houston, Texas
- ★ coached by Chris Carter at Lake Marion H.S.

COMMUNITY

- ★ Hailing from Santee, South Carolina, Williams has been heavily involved with the youth in his hometown, hosting an annual community day and football camp, including a backpack giveaway with school supplies

COLLEGE

- ★ Played in 42 games (30 starts) at Clemson (2013-16)
- ★ Registered 177 catches for 2,727 yards (15.4 avg.) and 21 TDs
- ★ Bounced back from a season-ending injury in the 2015 opener in a big way, finishing his career as one of Clemson's most decorated wide receivers in history
- ★ Turned professional with one year of eligibility remaining
- ★ Exited Clemson ranked third in school history in receiving touchdowns, fourth in receiving yards and fifth in receptions

REGULAR SEASON COMPARISON: RECEIVING - BALTIMORE RAVENS

DATE	OPP	W/L	GP/GS	REC	YDS.	AVG.	TD	LG	TGTS	YAC
12/22/18	LAC vs. BLT	L	S	1	7	7.0	0	7	3	4
10/17/21	LAC @ BLT	L	S	2	27	13.5	0	26	5	7
12/21/24	PIT @ BLT	L	0	3	24	8.0	0	13	3	10
TOTALS			0/3 3/3	6	58	9.7	0	26	11	21

POSTSEASON COMPARISON: RECEIVING - BALTIMORE RAVENS

DATE	OPP	W/L	GP/GS	REC	YDS.	AVG.	TD	LG	TGTS	YAC
1/6/19	LAC @ BLT	W	S	2	42	21.0	0	28	5	5
TOTALS		1/0	1/1	2	42	21.0	0	28	5	5

MIKE WILLIAMS' NFL REGULAR SEASON RUSHING/RECEIVING STATISTICS

DATE	TEAM	GP	GS	RECEIVING					RUSHING				
				NO.	YDS.	AVG.	LG	TD	NO.	YDS.	AVG.	LG	TD
2017	Chargers	10	1	11	95	8.6	20	0	0	0	0	0	
2018	Chargers	16	5	43	664	15.4	55t	10	7	28	4.0	19t	
2019	Chargers	15	15	49	1,001	20.4	56	2	1	2	2.0	2	
2020	Chargers	15	11	48	756	15.8	64t	5	1	1	1.0	1	
2021	Chargers	16	14	76	1,146	15.1	72t	9	0	0	0.0	0	
2022	Chargers	13	13	63	895	14.2	55	4	0	0	0.0	0	
2023	Chargers	3	3	19	249	13.1	49t	1	1	3	3.0	3	
2024	Jets	9	3	12	166	13.8	22	0	0	0	0.0	0	
2024	Steelers	1	0	9	132	14.7	32t	1	0	0	0.0	0	
2024	TOTAL	10	3	21	298	14.2	32t	1	0	0	0.0	0	
NFL TOTALS		98	65	330	5,104	15.5	72T	32	10	34	3.4	19T	

MIKE WILLIAMS' NFL POSTSEASON RUSHING/RECEIVING STATISTICS

DATE	TEAM	GP	GS	RECEIVING					RUSHING				
				NO.	YDS.	AVG.	LG	TD	NO.	YDS.	AVG.	LG	TD
2018	Chargers	2	2	7	110	15.7	28	0	0	0	0.0	0	
2022	Chargers	0	0	0	0	0.0	0	0	0	0	0.0	0	
NFL TOTALS		2	2	7	110	15.7	28	0	0	0	0.0	0	

MIKE WILLIAMS' NFL REGULAR SEASON RETURN STATISTICS

DATE	TEAM	KICKOFF RETURNS					PUNT RETURNS					
		RET.	YDS.	AVG.	LG	TD	NO.	FC	YDS.	AVG.	LG	TD
2017	Chargers	0	0	0.0	0	0	0	0	0	0.0	0	0
2018	Chargers	0	0	0.0	0	0	0	0	0	0.0	0	0
2019	Chargers	0	0	0.0	0	0	0	0	0	0.0	0	0
2020	Chargers	0	0	0.0	0	0	0	0	0	0.0	0	0
2021	Chargers	0	0	0.0	0	0	0	0	0	0.0	0	0
2022	Chargers	0	0	0.0	0	0	0	0	0	0.0	0	0
2023	Chargers	0	0	0.0	0	0	0	0	0	0.0	0	0
2024	Jets	0	0	0.0	0	0	0	0	0	0.0	0	0
Went from N.Y. Jets to Pittsburgh.												
2024	Steelers	0	0	0.0	0	0	0	0	0	0.0	0	0
2024	TOTAL	0	0	0.0	0	0	0	0	0	0.0	0	0
NFL TOTALS		0	0	0.0	0	0	0	0	0	0.0	0	0

MIKE WILLIAMS' NFL POSTSEASON RETURN STATISTICS

DATE	TEAM	KICKOFF RETURNS					PUNT RETURNS					
		RET.	YDS.	AVG.	LG	TD	NO.	FC	YDS.	AVG.	LG	TD
2018	Chargers	0	0	0.0	0	0	0	0	0	0.0	0	0
2022	Chargers	0	0	0.0	0	0	0	0	0	0.0	0	0
NFL TOTALS		0	0	0.0	0	0	0	0	0	0.0	0	0

SINGLE-GAME HIGHS: RUSHING/RECEIVING

Rush Attempts	1 at Tennessee Titans, Sep 17, 2023 1 at Denver Broncos, Nov 01, 2020 ...8 more at 1.	Longest Receptions	72t vs. Cleveland Browns, Oct 10, 2021 64t at New Orleans Saints, Oct 12, 2020
Rushing Yards	19 at Kansas City Chiefs, Dec 13, 2018 10 at Cleveland Browns, Oct 14, 2018	Receiving TDs	2 vs. Cleveland Browns, Oct 10, 2021 2 at Kansas City Chiefs, Sep 26, 2021 ...4 more at 2.
Longest Runs	19t at Kansas City Chiefs, Dec 13, 2018 10 at Cleveland Browns, Oct 14, 2018	All-Purpose Yards	165 vs. Cleveland Browns, Oct 10, 2021 134 at Cleveland Browns, Oct 09, 2022
Rushing TDs	1 at Kansas City Chiefs, Dec 13, 2018	Most TDs	3 at Kansas City Chiefs, Dec 13, 2018
Receptions	10 at Cleveland Browns, Oct 09, 2022 9 at Las Vegas Raiders, Jan 09, 2022	Miscellaneous Tackles	2 vs. Cleveland Browns, Oct 10, 2021 ...4 more at 2.
Receiving Yards	165 vs. Cleveland Browns, Oct 10, 2021 134 at Cleveland Browns, Oct 09, 2022	Scrimmage Yards	1 at Buffalo Bills, Nov 29, 2020 1 at Kansas City Chiefs, Dec 29, 2019 ...5 more at 1.
Receiving Average	37.0 vs. Green Bay Packers, Nov 03, 2019 27.7 at Detroit Lions, Sep 15, 2019		165 vs. Cleveland Browns, Oct 10, 2021 134 at Cleveland Browns, Oct 09, 2022

SINGLE-GAME HIGHS - POSTSEASON: RECEIVING

Receptions	5 at New England Patriots, Jan 13, 2019 2 at Baltimore Ravens, Jan 06, 2019	Longest Receptions	28 at Baltimore Ravens, Jan 06, 2019 20 at New England Patriots, Jan 13, 2019
Receiving Yards	68 at New England Patriots, Jan 13, 2019 42 at Baltimore Ravens, Jan 06, 2019	All-Purpose Yards	18 at New England Patriots, Jan 13, 2019 15 at New England Patriots, Jan 13, 2019 14 at Baltimore Ravens, Jan 06, 2019
Receiving Average	13.6 at New England Patriots, Jan 13, 2019	Scrimmage Yards	68 at New England Patriots, Jan 13, 2019 42 at Baltimore Ravens, Jan 06, 2019

100-YARD RECEIVING GAMES (13): REGULAR SEASON

DATE	TEAM	NO.	YDS.	AVG.	LG	TD
11/03/19	PACKERS	3	111	37.0	56	0
12/01/19	at Broncos	5	117	23.4	52	0
10/12/20	at Saints	5	109	21.8	64t	2
01/03/21	at Chiefs	6	108	18.0	48t	1
09/26/21	at Chiefs	7	122	17.4	43	2
10/10/21	BROWNS	8	165	20.6	72t	2
12/05/21	at Bengals	5	110	22.0	47	0
01/09/22	at Raiders	9	119	13.2	47	1
09/15/22	at Chiefs	8	113	14.1	39	1
10/02/22	at Texans	7	120	17.1	50	0
10/09/22	at Browns	10	134	13.4	38	0
12/11/22	DOLPHINS	6	116	19.3	55	1
09/24/23	at Vikings	7	121	17.3	49t	1

2024 GAME-BY-GAME REGULAR-SEASON STATISTICS (JETS/STEELERS)

DATE	OPPONENT	P/S	RECEIVING					RUSHING					W/L	SCORE
			NO.	YDS.	AVG.	LG	TD	NO.	YDS.	AVG.	LG	TD		
09/09	at 49ers	P	0	0	0.0	0	0	0	0.0	0	0	0	L	19-32
09/15	at Titans	P	1	19	19.0	19	0	0	0.0	0	0	0	W	24-17
09/19	Patriots	S	3	34	11.3	18	0	0	0.0	0	0	0	W	24-3
09/29	Broncos	P	4	67	16.8	22	0	0	0.0	0	0	0	L	9-10
10/06	at Vikings	P	2	25	12.5	18	0	0	0.0	0	0	0	L	17-23
10/14	Bills	S	0	0	0.0	0	0	0	0.0	0	0	0	L	20-23
10/20	at Steelers	P	1	15	15.0	15	0	0	0.0	0	0	0	L	15-37
10/27	at Patriots	P	0	0	0.0	0	0	0	0.0	0	0	0	L	22-25
10/31	Texans	S	1	6	6.0	6	0	0	0.0	0	0	0	W	21-13
Went from Jets to Steelers.														
11/21	at Browns	P	0	0	0.0	0	0	0	0.0	0	0	0	L	19-24
2024 TOTALS		10-3	12	166	13.8	22	0	0	0.0	0	0	0	3-7	

2023 GAME-BY-GAME REGULAR-SEASON STATISTICS (CHARGERS)

DATE	OPPONENT	P/S	RECEIVING					RUSHING					W/L	SCORE
			NO.	YDS.	AVG.	LG	TD	NO.	YDS.	AVG.	LG	TD		
09/10	Dolphins	S	4	45	11.3	24	0	0	0.0	0	0	0	L	34-36
09/17	at Titans	S	8	83	10.4	20	0	1	3	3.0	3	0	L	24-27+
09/24	at Vikings	S	7	121	17.3	49t	1	0	0.0	0	0	0	W	28-24
10/01	Raiders												W	24-17
10/16	Cowboys												L	17-20
10/22	at Chiefs												L	17-31
10/29	Bears												W	30-13
11/06	at Jets												W	27-6
11/12	Lions												L	38-41
11/19	at Packers												L	20-23
11/26	Ravens												L	10-20
12/03	at Patriots												W	6-0
12/10	Broncos												L	7-24
12/14	at Raiders												L	21-63
12/23	Bills												L	22-24
12/31	at Broncos												L	9-16
01/07	Chiefs												L	12-13
2023 TOTALS		3-3	19	249	13.1	49T	1	1	3	3.0	3	0	5-12	

+ - Overtime

2022 GAME-BY-GAME REGULAR-SEASON STATISTICS (CHARGERS)

DATE	OPPONENT	P/S	RECEIVING					RUSHING					W/L	SCORE
			NO.	YDS.	AVG.	LG	TD	NO.	YDS.	AVG.	LG	TD		
09/11	Raiders	S	2	10	5.0	6	0	0	0.0	0	0	0	W	24-19
09/15	at Chiefs	S	8	113	14.1	39	1	0	0	0.0	0	0	L	24-27
09/25	Jaguars	S	1	15	15.0	15t	1	0	0	0.0	0	0	L	10-38
10/02	at Texans	S	7	120	17.1	50	0	0	0.0	0	0	0	W	34-24
10/09	at Browns	S	10	134	13.4	38	0	0	0.0	0	0	0	W	30-28
10/17	Broncos	S	2	17	8.5	9	0	0	0.0	0	0	0	W	19-16+
10/23	Seahawks	S	7	86	12.3	21	1	0	0.0	0	0	0	L	23-37
11/06	at Falcons												W	20-17
11/13	at 49ers												L	16-22
11/20	Chiefs	S	1	15	15.0	15	0	0	0.0	0	0	0	L	27-30
11/27	at Cardinals												W	25-24
12/04	at Raiders												L	20-27
12/11	Dolphins	S	6	116	19.3	55	1	0	0	0.0	0	0	W	23-17
12/18	Titans	S	4	67	16.8	35	0	0	0.0	0	0	0	W	17-14
12/26	at Colts	S	4	76	19.0	26	0	0	0.0	0	0	0	W	20-3
01/01	Rams	S	7	94	13.4	26	0	0	0.0	0	0	0	W	31-10
01/08	at Broncos	S	4	32	8.0	18	0	0	0.0	0	0	0	L	28-31
2022 TOTALS		13-13	63	895	14.2	55	4	0	0	0.0	0	0	10-7	

+ - Overtime

2021 GAME-BY-GAME REGULAR-SEASON STATISTICS (CHARGERS)

DATE	OPPONENT	P/S	RECEIVING					RUSHING					W/L	SCORE
			NO.	YDS.	AVG.	LG	TD	NO.	YDS.	AVG.	LG	TD		
09/12	at Football Team	S	8	82	10.3	20	1	0	0	0.0	0	0	W	20-16
09/19	Cowboys	S	7	91	13.0	27	1	0	0	0.0	0	0	L	17-20
09/26	at Chiefs	P	7	122	17.4	43	2	0	0	0.0	0	0	W	30-24
10/04	Raiders	S	1	11	11.0	11	0	0	0	0.0	0	0	W	28-14
10/10	Browns	S	8	165	20.6	72t	2	0	0	0.0	0	0	W	47-42
10/17	at Ravens	S	2	27	13.5	26	0	0	0	0.0	0	0	L	6-34
10/31	Patriots	S	2	19	9.5	14	0	0	0	0.0	0	0	L	24-27
11/07	at Eagles	S	2	58	29.0	49	0	0	0	0.0	0	0	W	27-24
11/14	Vikings	S	4	33	8.3	11	0	0	0	0.0	0	0	L	20-27
11/21	Steelers	P	5	97	19.4	53t	1	0	0	0.0	0	0	W	41-37
11/28	at Broncos	S	4	39	9.8	13	0	0	0	0.0	0	0	L	13-28
12/05	at Bengals	S	5	110	22.0	47	0	0	0	0.0	0	0	W	41-22
12/12	Giants	S	6	61	10.2	25	0	0	0	0.0	0	0	W	37-21
12/16	Chiefs	S	3	49	16.3	27	0	0	0	0.0	0	0	L	28-34+
12/26	at Texans							DID NOT PLAY					L	29-41
01/02	Broncos	S	3	63	21.0	45t	1	0	0	0.0	0	0	W	34-13
01/09	at Raiders	S	9	119	13.2	47	1	0	0	0.0	0	0	L	32-35+
2021 TOTALS		16-14	76	1,146	15.1	72T	9	0	0	0.0	0	0	9-8	

+ - Overtime

2020 GAME-BY-GAME REGULAR-SEASON STATISTICS (CHARGERS)

DATE	OPPONENT	P/S	RECEIVING					RUSHING					W/L	SCORE
			NO.	YDS.	AVG.	LG	TD	NO.	YDS.	AVG.	LG	TD		
09/13	at Bengals	S	4	69	17.3	37	0	0	0	0.0	0	0	W	16-13
09/20	Chiefs	P	2	14	7.0	8	0	0	0	0.0	0	0	L	20-23+
09/27	Panthers	S	1	17	17.0	17	0	0	0	0.0	0	0	L	16-21
10/04	at Buccaneers							ON INACTIVE LIST					L	31-38
10/12	at Saints	P	5	109	21.8	64t	2	0	0	0.0	0	0	L	27-30+
10/25	Jaguars	S	1	4	4.0	4	0	0	0	0.0	0	0	W	39-29
11/01	at Broncos	S	5	99	19.8	36	1	1	1	1.0	1	0	L	30-31
11/08	Raiders	S	5	81	16.2	23	0	0	0	0.0	0	0	L	26-31
11/15	at Dolphins	S	2	38	19.0	28	0	0	0	0.0	0	0	L	21-29
11/22	Jets	P	4	72	18.0	39t	1	0	0	0.0	0	0	W	34-28
11/29	at Bills	S	3	26	8.7	13	0	0	0	0.0	0	0	L	17-27
12/06	Patriots	S	4	43	10.8	20	0	0	0	0.0	0	0	L	0-45
12/13	Falcons	S	0	0	0.0	0	0	0	0	0.0	0	0	W	20-17
12/17	at Raiders	S	2	22	11.0	14	0	0	0	0.0	0	0	W	30-27+
12/27	Broncos	S	4	54	13.5	25	0	0	0	0.0	0	0	W	19-16
01/03	at Chiefs	P	6	108	18.0	48t	1	0	0	0.0	0	0	W	38-21
2020 TOTALS		15-11	48	756	15.8	64T	5	1	1	1.0	1	0	7-9	

+ - Overtime

2019 GAME-BY-GAME REGULAR-SEASON STATISTICS (CHARGERS)

DATE	OPPONENT	P/S	RECEIVING					RUSHING					W/L	SCORE
			NO.	YDS.	AVG.	LG	TD	NO.	YDS.	AVG.	LG	TD		
09/08	Colts	S	2	29	14.5	17	0	0	0	0.0	0	0	W	30-24+
09/15	at Lions	S	3	83	27.7	47	0	0	0	0.0	0	0	L	10-13
09/22	Texans	S	3	45	15.0	20	0	0	0	0.0	0	0	L	20-27
09/29	at Dolphins							INACTIVE					W	30-10
10/06	Broncos	S	6	74	12.3	20	0	0	0	0.0	0	0	L	13-20
10/13	Steelers	S	5	72	14.4	20	0	0	0	0.0	0	0	L	17-24
10/20	at Titans	S	4	47	11.8	21	0	0	0	0.0	0	0	L	20-23
10/27	at Bears	S	3	69	23.0	43	0	0	0	0.0	0	0	W	17-16
11/03	Packers	S	3	111	37.0	56	0	1	2	2.0	2	0	W	26-11
11/07	at Raiders	S	2	55	27.5	45	0	0	0	0.0	0	0	L	24-26
11/18	Chiefs	S	2	76	38.0	50	0	0	0	0.0	0	0	L	17-24
12/01	at Broncos	S	5	117	23.4	52	0	0	0	0.0	0	0	L	20-23
12/08	at Jaguars	S	2	63	31.5	44t	1	0	0	0.0	0	0	W	45-10
12/15	Vikings	S	4	71	17.8	39	1	0	0	0.0	0	0	L	10-39
12/22	Raiders	S	3	51	17.0	23	0	0	0	0.0	0	0	L	17-24
12/29	at Chiefs	S	2	38	19.0	22	0	0	0	0.0	0	0	L	21-31
2019 TOTALS		15-15	49	1,001	20.4	56	2	1	2	2.0	2	0	5-11	

+ - Overtime

2018 GAME-BY-GAME REGULAR-SEASON STATISTICS (CHARGERS)

DATE	OPPONENT	P/S	RECEIVING					RUSHING					W/L	SCORE
			NO.	YDS.	AVG.	LG	TD	NO.	YDS.	AVG.	LG	TD		
09/09	Chiefs	P	5	81	16.2	25	0	0	0	0.0	0	0	L	28-38
09/16	at Bills	S	2	27	13.5	17	1	0	0	0.0	0	0	W	31-20
09/23	at Rams	P	4	81	20.3	42t	2	0	0	0.0	0	0	L	23-35
09/30	49ers	P	1	15	15.0	15	0	0	0	0.0	0	0	W	29-27
10/07	Raiders	S	3	45	15.0	26	0	1	3	3.0	3	0	W	26-10
10/14	at Browns	P	1	4	4.0	4	0	1	10	10.0	10	0	W	38-14
10/21	Titans	P	1	55	55.0	55t	1	1	3	3.0	3	0	W	20-19
11/04	at Seahawks	P	1	30	30.0	30t	1	0	0	0.0	0	0	W	25-17
11/11	at Raiders	P	0	0	0.0	0	0	1	0	0.0	0	0	W	20-6
11/18	Broncos	P	2	56	28.0	29	0	0	0	0.0	0	0	L	22-23
11/25	Cardinals	S	4	25	6.3	10	2	0	0	0.0	0	0	W	45-10
12/02	at Steelers	P	3	52	17.3	20	0	0	0	0.0	0	0	W	33-30
12/09	Bengals	P	3	45	15.0	19	0	0	0	0.0	0	0	W	26-21
12/13	at Chiefs	S	7	76	10.9	38	2	1	19	19.0	19t	1	W	29-28
12/22	Ravens	S	1	7	7.0	7	0	1	4	4.0	4	0	L	10-22
12/30	at Broncos	P	5	65	13.0	18	1	1	-11	-11.0	-11	0	W	23-9
2018 TOTALS		16-5	43	664	15.4	55T	10	7	28	4.0	19T	1	12-4	

2017 GAME-BY-GAME REGULAR-SEASON STATISTICS (CHARGERS)

DATE	OPPONENT	P/S	RECEIVING					RUSHING					W/L	SCORE
			NO.	YDS.	AVG.	LG	TD	NO.	YDS.	AVG.	LG	TD		
09/11	at Broncos												L	21-24
09/17	Dolphins												L	17-19
09/24	Chiefs												L	10-24
10/01	Eagles												L	24-26
10/08	at Giants												W	27-22
10/15	at Raiders	P	1	15	15.0	15	0	0	0	0.0	0	0	W	17-16
10/22	Broncos	P	0	0	0.0	0	0	0	0	0.0	0	0	W	21-0
10/29	at Patriots	P	1	7	7.0	7	0	0	0	0.0	0	0	L	13-21
11/12	at Jaguars	P	2	24	12.0	20	0	0	0	0.0	0	0	L	17-20+
11/19	Bills	P	5	38	7.6	13	0	0	0	0.0	0	0	W	54-24
11/23	at Cowboys	P	0	0	0.0	0	0	0	0	0.0	0	0	W	28-6
12/03	Browns												W	19-10
12/10	Redskins	P	1	3	3.0	3	0	0	0	0.0	0	0	W	30-13
12/16	at Chiefs	P	0	0	0.0	0	0	0	0	0.0	0	0	L	13-30
12/24	at Jets	P	0	0	0.0	0	0	0	0	0.0	0	0	W	14-7
12/31	Raiders	S	1	8	8.0	8	0	0	0	0.0	0	0	W	30-10
2017 TOTALS		10-1	11	95	8.6	20	0	0	0	0.0	0	0	9-7	


+ - Overtime

2022 GAME-BY-GAME POSTSEASON STATISTICS (CHARGERS)

DATE	OPPONENT	P/S	RECEIVING					RUSHING					W/L	SCORE
			NO.	YDS.	AVG.	LG	TD	NO.	YDS.	AVG.	LG	TD		
01/14	at Jaguars												L	30-31
2022 TOTALS		0-0	0	0	0.0	0	0	0	0	0.0	0	0	0-1	

2018 GAME-BY-GAME POSTSEASON STATISTICS (CHARGERS)

DATE	OPPONENT	P/S	RECEIVING					RUSHING					W/L	SCORE
			NO.	YDS.	AVG.	LG	TD	NO.	YDS.	AVG.	LG	TD		
01/06	at Ravens	S	2	42	21.0	28	0	0	0	0.0	0	0	W	23-17
01/13	at Patriots	S	5	68	13.6	20	0	0	0	0.0	0	0	L	28-41
2018 TOTALS		2-2	7	110	15.7	28	0	0	0	0.0	0	0	1-1	



PAYTON ^{LB} WILSON

HEIGHT: 6-4
WEIGHT: 242
COLLEGE: North Carolina State
BORN: April 21, 2000

HOW ACQUIRED: D3b'24
NFL EXPERIENCE: R
BIRTHPLACE: Hillsborough, NC



PRO CAREER

- ✦ Has yet to make NFL debut

TRANSACTIONS

- ✦ Signed a four-year contract with Pittsburgh on May 13, 2024
- ✦ Drafted by the Steelers in the third round (98th overall) of the 2024 NFL Draft

PERSONAL

- ✦ Played outside linebacker at Orange H.S.
- ✦ Tallied 266 tackles, 70 TFLs, 24 sacks and two interceptions
- ✦ Registered 103 tackles, including 21 for loss and 10 sacks, plus a pick-six, two pass breakups and a fumble recovery as a senior
- ✦ Also rushed 67 times for 222 yards and five TDs and pulled down 15 receptions for 263 yards and four TDs
- ✦ Named the Raleigh News & Observer's Player of the Year and the Male Athlete of the Year/ Also named Big 8 Defensive Player of the Year
- ✦ Selected to the U.S. Army All-American Game
- ✦ Won a state championship in wrestling and also played lacrosse
- ✦ No. 67 prospect nationally by 247sports.com
- ✦ No. 4 outside linebacker nationally and No. 3 prospect in North Carolina
- ✦ Brother, Bryse, is a pitcher for the Milwaukee Brewers
- ✦ Graduated in December of 2022 with a degree in education

COLLEGE

- ✦ 2023 Butkus Award (nation's top linebacker)
- ✦ 2023 Bednarik Award (nation's top defensive player)
- ✦ 2023 ACC Defensive Player of the Year
- ✦ 2023 Unanimous First-Team All-American (AP, AFCA, FWAA, Walter Camp and the Sporting News, along with CBS Sports, USA Today, Sports Illustrated, The Athletic, PFF, College Football Network, Bleacher Report)
- ✦ Fourth unanimous consensus All-American in school history
- ✦ Led the ACC and ranked fifth in the FBS in tackles with 11.5 per game
- ✦ Boasted 17.5 TFL for the season - the 10th best mark in school history
- ✦ Registered 138 total tackles
- ✦ Recorded a pick six in the win over Clemson
- ✦ Led the ACC in tackles for loss, ranked 10th in sacks and fifth in fumbles recovered
- ✦ Named the ACC Linebacker of the Week for the UConn, Louisville, Marshall, Clemson and UNC games
- ✦ Recorded 23 career double-figure tackle outputs, including nine in 2023

REGULAR SEASON COMPARISON: DEFENSIVE - BALTIMORE RAVENS

DATE	OPP	W/L	GP/GS	TACKLES				SACK	YDS.	INT	TFL	PD	QBH	TD	MISC	
				TOT	SOLO	ASST	FF								FR	
11/17/24	PIT vs. BLT	W	P	2	2	0	0.0	0.0	1	0	1	0	0	0	0	0
12/21/24	PIT @ BLT	L	S	3	2	1	0.0	0.0	0	0	0	0	0	0	0	0
TOTALS		1/1	2/1	5	4	1	0.0	0.0	1	0	1	0	0	0	0	0

PAYTON WILSON'S NFL REGULAR SEASON DEFENSIVE STATISTICS

DATE	TEAM	GP	GS	TACKLES					INTERCEPTIONS					O. FUMB			ST			MISC								
				TK	S	A	TFL	YDS	SK	YDS	QBH	NO	YDS	LG	TD	PD	FF	FR	TD	YDS	TK	S	A	FF	FR	S	A	
2024	Steelers	17	4	72	47	25	3	9	0.0	0.0	2	1	0	0	0	2	1	2	1	22	6	2	4	0	0	0	0	0
NFL TOTALS	Steelers	17	4	72	47	25	3	9	0.0	0.0	2	1	0	0	0	2	1	2	1	22	6	2	4	0	0	0	0	0

SINGLE-GAME HIGHS: DEFENSIVE

Total Tackles	9 vs. Cincinnati Bengals, Jan 04, 2025	Tackles For Loss	1 vs. Cincinnati Bengals, Jan 04, 2025
	9 vs. New York Jets, Oct 20, 2024		1 vs. Cleveland Browns, Dec 08, 2024
	...1 more at 9.		...1 more at 1.
Solo Tackles	7 vs. Cincinnati Bengals, Jan 04, 2025	Interceptions	1 vs. Baltimore Ravens, Nov 17, 2024
	5 at Las Vegas Raiders, Oct 13, 2024	Special Teams Tackles	2 at Cleveland Browns, Nov 21, 2024
	...1 more at 5.		1 vs. Cincinnati Bengals, Jan 04, 2025
Passes Defensed	1 at Philadelphia Eagles, Dec 15, 2024		...3 more at 1.
	1 vs. Baltimore Ravens, Nov 17, 2024	Longest Opp Fumble Return	22 at Cincinnati Bengals, Dec 01, 2024
Forced Fumbles	1 vs. Cincinnati Bengals, Jan 04, 2025		
Fumble Recoveries	2 at Cincinnati Bengals, Dec 01, 2024		

2024 GAME-BY-GAME REGULAR-SEASON STATISTICS (STEELERS)

DATE	OPPONENT	P/S	TACKLES							INTERCEPTIONS				O. FUMB			ST			MISC		W/L	SCORE						
			TK	S	A	SK	YDS	TFL	YDS	QBH	NO	YDS	LG	TD	PD	FF	FR	TD	YDS	TK	S			A	FF	FR	S	A	
09/08	at Falcons	P	3	3	0	0.0	0.0	0	0	0	0	0	0	0	0	0	0	0	0	0	0	0	0	0	0	0	W	18-10	
09/15	at Broncos	P	0	0	0	0.0	0.0	0	0	0	0	0	0	0	0	0	0	0	0	0	0	0	0	0	0	W	13-6		
09/22	Chargers	P	2	1	1	0.0	0.0	0	0	0	0	0	0	0	0	0	0	0	0	0	0	0	0	0	0	W	20-10		
09/29	at Colts	S	6	4	2	0.0	0.0	0	0	0	0	0	0	0	0	0	0	0	0	0	0	0	0	0	0	L	24-27		
10/06	Cowboys	P	9	5	4	0.0	0.0	0	0	0	0	0	0	0	0	0	0	0	0	0	0	0	0	0	0	L	17-20		
10/13	at Raiders	P	6	5	1	0.0	0.0	1	1	0	0	0	0	0	0	0	0	0	0	0	0	0	0	0	0	W	32-13		
10/20	Jets	S	9	4	5	0.0	0.0	0	0	0	0	0	0	0	0	0	0	0	1	0	1	0	0	0	0	W	37-15		
10/28	Giants	S	2	1	1	0.0	0.0	0	0	2	0	0	0	0	0	0	0	0	1	0	1	0	0	0	0	W	26-18		
11/10	at Commanders	P	1	1	0	0.0	0.0	0	0	0	0	0	0	0	0	0	0	0	0	0	0	0	0	0	0	W	28-27		
11/17	Ravens	P	2	2	0	0.0	0.0	0	0	0	1	0	0	0	1	0	0	0	0	0	0	0	0	0	0	W	18-16		
11/21	at Browns	P	4	1	3	0.0	0.0	0	0	0	0	0	0	0	0	0	0	0	2	1	1	0	0	0	0	L	19-24		
12/01	at Bengals	P	3	1	2	0.0	0.0	0	0	0	0	0	0	0	0	2	1	22	0	0	0	0	0	0	0	W	44-38		
12/08	Browns	P	4	4	0	0.0	0.0	1	4	0	0	0	0	0	0	0	0	0	0	0	0	0	0	0	0	W	27-14		
12/15	at Eagles	P	5	3	2	0.0	0.0	0	0	0	0	0	0	0	1	0	0	0	1	0	1	0	0	0	0	L	13-27		
12/21	at Ravens	S	3	2	1	0.0	0.0	0	0	0	0	0	0	0	0	0	0	0	0	0	0	0	0	0	0	L	17-34		
12/25	Chiefs	P	4	3	1	0.0	0.0	0	0	0	0	0	0	0	0	0	0	0	0	0	0	0	0	0	0	L	10-29		
01/04	Bengals	P	9	7	2	0.0	0.0	1	4	0	0	0	0	0	0	1	0	0	0	1	1	0	0	0	0	L	17-19		
2024 TOTALS			17-4		72	47	25	0.0	0.0	3	9	2	1	0	0	0	2	1	2	1	22	6	2	4	0	0	0	0	10-7

PAYTON WILSON'S COLLEGE DEFENSIVE STATISTICS

DATE	TEAM	GP	GS	TACKLES							INTERCEPTIONS				O. FUMB			ST			MISC							
				TK	S	A	TFL	YDS	SK	YDS	QBH	NO	YDS	LG	TD	PD	FF	FR	TD	YDS	TK	S	A	FF	FR	S	A	
2019	NC State	11	1	69	36	33	5.0	9.0	0.0	0.0	1	1	16	16	0	3	0	0	0	0	0	0	0	0	0	0	0	0
2020	NC State	10	10	108	57	51	11.5	43.0	3.5	21.0	6	2	3	4	0	1	0	0	0	0	0	0	0	0	0	0	0	0
2021	NC State	3	2	5	2	3	1.5	4.0	1.0	3.0	0	0	0	0	0	0	0	0	0	0	0	0	0	0	0	0	0	
2022	NC State	11	11	82	38	44	12.5	57.0	4.5	43.0	7	1	0	0	0	3	0	0	0	0	0	0	0	0	0	0	0	
2023	NC State	13	12	138	69	69	17.5	64.0	6.0	34.0	10	3	19	15	1	6	1	2	0	10	0	0	0	0	0	0	0	
TOTALS		48	36	402	202	200	48.0	177.0	15.0	101.0	24	7	38	16	1	13	1	2	0	10	0	0	0	0	0	0	0	0



RUSSELL WILSON

HEIGHT: 5-11
WEIGHT: 215
COLLEGE: Wisconsin
BORN: November 29, 1988

HOW ACQUIRED: FA '24
NFL EXPERIENCE: 13th year
BIRTHPLACE: Richmond, VA



PRO CAREER

AWARDS

- 2021: Pro Bowl
- 2020: Pro Bowl, Walter Payton NFL Man of the Year, NFC Offensive Player of the Month for September, NFC Offensive Player of the Week vs. Atlanta (Week 1), NFC Offensive Player of the Week vs. Dallas (Week 3)
- 2019: Pro Bowl, Associated Press Second-Team All-Pro, NFC Offensive Player of the Week at Pittsburgh (Week 2), NFC Offensive Player of the Week vs. Tampa Bay (Week 9)
- 2018: Pro Bowl
- 2017: Pro Bowl, NFC Offensive Player of the Week vs. Philadelphia (Week 13), NFC Offensive Player of the Week vs. Houston (Week 8)
- 2015: Pro Bowl, NFC Offensive Player of the Week vs. Steelers (Week 12)
- 2014: Pro Bowl, NFC Offensive Player of the Week at Redskins (Week 5), NFC Offensive Player of the Week at Cardinals (Week 16)
- 2013: NFC Pro Bowl, NFC Offensive Player of the Week vs. Saints (Week 13)
- 2012: Pro Bowl, Pepsi Max NFL Rookie of the Year, Sports Illustrated Offensive Rookie of the Year

CAREER HIGHLIGHTS

- Nine-time Pro Bowl quarterback from the University of Wisconsin who started all 188 regular-season games and 16 postseason contests with Seattle (2012-21), Denver (2022-23) and Pittsburgh (2024)
- His career passer rating (100.0) ranks sixth in NFL history, while his home passer rating (103.7) ranks seventh and road passer rating (96.6) ranks ninth
- Career Regular-Season Record as a Starter: 115-72-1 (.614); 11-5 (.688) in '12, 13-3 (.813) in '13, 12-4 (.750) in '14, 10-6 (.625) in '15, 10-5-1 (.656) in '16, 9-7 (.563) in '17, 10-6 (.625) in '18, 11-5 (.688) in '19, 12-4 (.750) in '20, 6-8 (.429) in '21, 4-11 (.267) in '22 and 7-8 (.467) in '23
- Has registered 96 career games with a passer rating of 100.0+ since entering the NFL in 2012, which is the most in the League over the span, and 15 more games than the next best quarterback (Tom Brady)
- Has been responsible for 364 TDs since entering the NFL in 2012, which is the second-most in the League over the span (Tom Brady, 367)
- Has recorded 48,960 yards of total offense since entering the NFL in 2012, which is the fourth-most in the League over the span (Matt Ryan 49,734; Tom Brady 49,642; Matthew Stafford 49,325)
- Has thrown 334 TD passes since entering the NFL in 2012, which is the third-most in the League over the span (Tom Brady 349; Aaron Rodgers 343)
- Has rallied his team from a tie or deficit in the fourth quarter 39 times in his regular-season career, which is the 10th-most in NFL history
- Has led an offensive scoring drive in the fourth quarter with the team trailing by one score to either tie or take the lead 31 times in his regular-season career, which is tied for the ninth-most in NFL history
- Has recorded more wins (124) in his first 12 NFL seasons, including the postseason, than every quarterback in League history apart from Peyton Manning (140), Tom Brady (140) and Brett Favre (125)
- Has led his teams to double-digit wins in eight different seasons, eight playoff appearances, two Super Bowl berths and a Super Bowl XLVIII win
- Joined Peyton Manning (2012-14) as the only quarterbacks in NFL history with 30+ passing TDs and 100.0+ passer rating in three consecutive seasons (2018-20)
- Joined Kurt Warner, Tom Brady and Drew Brees as the only non-first-round quarterbacks to throw 40 passing TDs in a single season in NFL history
- Fourth-fastest quarterback to 100 combined wins (regular and postseason) after Week 5 (2020) win vs. Minnesota
- Has quarterbacked teams to 55 regular-season victories in games decided by six points or less, which is the ninth-most in NFL history
- Has completed 988 passes on 1,568 attempts (63.0 pct.) for 12,313 yards and 108 TDs with 22 interceptions (101.5 rtg.)
- Ranks in the top 10 in NFL regular-season fourth quarter and overtime history in TD/INT ratio (3.3, third), passer rating (101.5, fourth), yards per attempt (7.9, sixth) and passing TDs (108, seventh)
- Has completed 3,668-of-5,665 passes (64.7%) for 43,653 yards with 334 TDs and 106 interceptions (100.0 rtg.) during his first 12 NFL seasons
- Ranks 12th in NFL regular-season history in passing TDs (334), 13th in victories (115) and 18th in passing yards (43,653)
- Ranks second in League regular-season history in passer rating (100.0), second in TD/INT ratio (3.2) and 10th in win percentage (.614) among signal callers with at least 150 career starts
- Joined Peyton Manning as the only players in NFL history to post at least 3,000 passing yards and 20 TDs in each of their first 10 seasons.
- Has tallied 981 rushes for 5,307 yards (5.4 avg.) with 29 TDs and five receptions for 21 yards (4.2 avg.) with one score in his career
- Recognized as the lone quarterback in NFL history to accumulate 40,000+ passing yards and 4,500+ rushing yards for his career
- Has started all 16 playoff games in his career, completing 275-of-451 passes (61.0%) for 3,786 yards with 25 TDs and 12 interceptions (95.3 rtg.)
- Has recorded top-10 rankings in TD passes (334, 2nd), completions (3,668, 2nd), passing yards (43,653, 2nd), passing yards/attempt (7.7, 15th), passer rating (100.0, 6th) and completion percentage (64.7, 13th) among active quarterbacks since 2012
- Has posted the third-most rushing yards (5,307) among NFL quarterbacks in League history (Mike Vick, 6,109; Cam Newton, 5,628)
- Has collected 115 regular-season wins since 2012, ranking him first among active quarterbacks
- Has amassed 100.0+ passer rating in seven of his 12 seasons and is one-of-six active quarterbacks (Brock Purdy, San Francisco; Aaron Rodgers, N.Y. Jets; Patrick Mahomes, Kansas City; C.J. Stroud, Houston; DeShaun Watson, Cleveland) to have a career passer rating of 100.0 or higher
- Has registered nine 3,000-yard, 25-passing TD seasons and has four 30-TD, 100-passer rating seasons
- Posted career highs in completions (384), completion percentage (68.8), passing yards (4,212) and passing TDs (40) in 2020
- Nabbed his third career 4,000-yard passing season (4,110), threw a career-low five interceptions (5) and had 31 TDs (106.3 rtg.) in 2019
- First Seahawks quarterback to lead the NFL in passer rating (110.1) and was first quarterback in NFL history to pass for 4,000+ yards (4,024), rush for 500+ yards (553) and have 30 or more TD passes in 2015
- Registered career highs in rushes (118), rushing yards (849) and rushing TDs (6) in 2014 while completing 285-of-452 passes (63.1%) for 3,475 yards with 20 TDs and seven interceptions (95.0 rtg.)
- Completed 18-of-25 passes (72.0%) for 206 yards with two TDs and became the third-youngest quarterback in NFL history to win the Super Bowl, leading Seattle to a 43-8 win over Denver in Super Bowl XLVIII
- Tied Pro Football Hall of Fame quarterback Peyton Manning's 1998 record for most TD passes by a rookie (26) in 2012, and became the first rookie in NFL history to lead his team to an undefeated home record
- Named NFC Offensive Player of the Month (September 2020)
- Named NFC Offensive Player of the Week 12 times in his career (Weeks 13 and 16 in 2012, Week 13 in 2013, Weeks 5 and 16 in 2014, Week 12 in 2015, Weeks 8 and 13 in 2017, Weeks 2 and 9 in 2019 and Weeks 1 and 2 in 2020)
- Named the 2020 Walter Payton Man of the Year, an award that recognizes a player's off-the-field community service as well as his playing excellence

2023 (BRONCOS)

- Recorded 3,070 yards on 297-of-447 passing (66.4%) with 26 TDs and eight interceptions (98.0 rtg.)
- Completed 27-of-34 passes (79.4%) of his passes for 177 yards with two TDs (108.0 rtg.) in the season opener vs. Las Vegas
- His 79.4 completion percentage was the sixth-highest by a Broncos signal caller in a single game (min. 30 att.) in team history and highest since Peyton Manning in Week 12 of 2014 (80.0%, vs. Miami)
- Completed 18-of-32 passing (56.3%) for 308 yards with three TDs and one interception (107.3 rtg.) while also running six times for 56 yards (9.3 avg.) in Week 2 vs. Washington
- With his 56 yards rushing, Wilson became the first player in NFL history to surpass 40,000 passing yards and 5,000 rushing yards in a career while becoming the 15th fastest player in league annals to reach 41,000 passing yards
- Recorded his second consecutive 300-yard passing game after completing 23-of-38 passes (60.5%) for 306 yards with one TD and one interception (83.9 rtg.) in Week 3 at Miami
- Led his 32nd career fourth-quarter comeback (regular season and postseason) — the 10th-most in NFL history — after helping the Broncos erase a 21-point deficit in Week 4 at Chicago, completing 21-of-28 passes for 223 yards with three TDs (133.5 rtg.)
- His 133.5 passer rating was the best in his Broncos career to that point
- Recorded his 29th career regular-season fourth-quarter comeback in Week 7 vs. Green Bay, completing 20-of-29 passes for 194 yards with one passing score (98.9 rtg.)
- Posted his third three-TD game of the season after completing 12-of-19 passes for 114 yds. and no interceptions (119.3 rtg.) in a Week 8 home win vs. Kansas City
- Led his third game-winning drive of the season with 1:55 left to defeat the Bills in Week 10 at Buffalo
- Produced his third consecutive game with a 100.0+ passer rating after completing 27-of-35 passes for 259 yards with one TD (106.7 rtg.) in the Week 11 win vs. Minnesota
- Orchestrated his fourth game-winning drive and fourth-quarter comeback of the season in the win against the Vikings, the second-most of his career in a single season
- Fourth Bronco in franchise history to throw for at least one TD in each of the first 13 games of a season after completing 21-of-33 passes for 224 yards with two TDs and one interception (91.0 rtg.) in Week 14 at L.A. Chargers

2022 (BRONCOS)

- Started all 15 games played in his first season with Denver, completing 292-of-483 passes (60.5%) for 3,524 yards with 16 TDs and 11 interceptions (84.4 rtg.)
- Completed the most passes (29) by a quarterback making his Broncos debut in team history and had the second-most passing yards (340) among that group
- Led the Broncos on a game-winning drive in the fourth quarter, highlighted by a 47-yard connection with WR K.J. Hamler, and totaled 252 yards on 18-of-30 passing (60.0%) with one TD in Week 6 at Jacksonville
- Notched his 300th career TD pass, tying Pro Football Hall of Fame QB John Elway for the 13th-most passing scores in NFL history, when he found WR Brandon Johnson in the end zone in Week 12 at Carolina
- Completed 23-of-36 passes (63.9%) for 247 yards with a season-high three TDs and one interception (100.1 rtg.) in Week 14 vs. Kansas City
- Surpassed former NFL QB Randall Cunningham for the third-most rushing yards (4,928) by a quarterback in league history and recorded his third career multi-rushing score game in Week 17 at Kansas City

2021 (SEAHAWKS)

- Started all 14 games played in 2021, totaling 3,113 yards while completing 259-of-400 passes (64.8%) with 25 TDs and six interceptions (103.1 rtg.)
- Rushed 43 times for 183 yards (4.3 avg.) with two scores
- Completed at least 70 percent of his passes in each of the first three games of the season
- Completed 18-of-23 passes (78.3%) for 254 yards with a season-high four TDs and zero interceptions (152.3 rtg.) in Week 1 at Indianapolis
- Threw for a season-high 343 yards and completed 22-of-31 passes (71.0%) with two TDs and zero interceptions (128.8 rtg.) in Week 2 vs. Tennessee
- Set season highs in completions (30) and completion percentage (81.1) in Week 4 at San Francisco
- Tied season high with four TD passes and posted a 133.0 passer rating in Week 17 vs. Detroit

2020 (SEAHAWKS)

- Collected his fourth 4,000-yard passing season (4,212) and set single-season career highs in completions (384), completion percentage (68.8) and TD passes (40)
- Broke his own single-season club record for touchdowns, completions and completion percentage, while leading and offense to a franchise-record 459 points
- Rushed 83 times for 513 yards (6.2 avg.) with two scores
- Completed 31-of-35 passes (88.6%) for 322 yards with four TDs and zero interceptions (season-high 143.1 rtg.) in Week 1 at Atlanta
- Second quarterback in NFL history to record 30,000 passing yards and 4,000 rushing yards, while becoming just the fifth quarterback to reach 4,000 rushing yards
- His 88.6 completion percentage in Week 1 at Atlanta was the third-highest in NFL history (min. 30 att.)
- Passed for a career-high-tying five TDs in consecutive weeks (Weeks 2-3), becoming the first Seahawks player and fifth NFL player to accomplish that feat
- Fourth-fastest quarterback to 100 combined wins (regular-season and postseason) after defeating Minnesota in Week 5
- Tallied a career-high 33 completions and threw for 388 yards in Week 7 at Arizona
- Completed 28-of-41 passes for a season-high 390 yards with two TDs and two interceptions (94.6 rtg.) in Week 10 at Buffalo

2019 (SEAHAWKS)

- Posted his third 4,000-yard passing season and completed 341-of-516 passes (66.1%) for 4,110 yards with 31 TDs and a career-low five interceptions (106.5 rtg.)
- Rushed 75 times for 342 yards (4.6 avg.) with three scores
- Joined Pro Football Hall of Fame QB Peyton Manning as the only quarterbacks in NFL history to pass for at least 3,000 yards and 20 TDs in each of their first eight seasons
- Totaled a passer rating of 130.0+ in each of the first two games of the seasons
- Set season highs in completions (32) and passing yards (406) and added two rushing scores in Week 3 vs. New Orleans
- Completed 17-of-23 passes for 268 yards with four TDs and zero interceptions (season-high 151.8 rtg.) in Week 5 vs. L.A. Rams
- Posted 131.7 passer rating after completing 14-of-20 passes (70.0%) for 182 yards with two TDs and zero interceptions in Week 8 at Atlanta
- Tied career high with five passing TDs and registered a 133.7 passer rating in Week 9 vs. Tampa Bay
- Completed 20-of-26 passes (76.9%) for 286 yards with two TDs and zero interceptions (137.7 rtg.) in Week 15 at Carolina

2018 (SEAHAWKS)

- ✦ Completed 280-of-427 passes (65.6%) for 3,448 yards with 35 TDs and seven interceptions
- ✦ Talled a single-season career-high 110.9 passer rating
- ✦ Rushed 67 times for 376 yards (5.6 avg.)
- ✦ Pushed his passing TD total to 196 which was the most in club history and the third most in a quarterback's first seven seasons
- ✦ Had 10 games with a passer rating of 100.0+, including a career-high 158.3 passer rating in Week 8 at Detroit

2017 (SEAHAWKS)

- ✦ Completed 339-of-553 passes (61.3%) for 3,983 yards with 34 TDs and 11 interceptions (95.4 rtg.)
- ✦ Rushed 95 times for 586 yards (6.2 avg.) with three scores
- ✦ Led the NFL and tied his then franchise record with 34 TDs
- ✦ Threw 19 TD passes in the fourth quarter which set an NFL record
- ✦ First quarterback in NFL history with at least 30 TDs and 500 rushing yards in multiple seasons
- ✦ Threw for a career-high 452 yards with four TDs and one interception (season-high 123.2 rtg.) in Week 8 vs. Houston

2016 (SEAHAWKS)

- ✦ Completed 353-of-546 passes (64.7%) for a single-season career-high 4,219 yards with 21 TDs and 11 interceptions (92.6 rtg.)
- ✦ Rushed 72 times for 259 yards (3.6 avg.) with one score
- ✦ Completed 23-of-32 passes (71.9%) for 309 yards with three TDs and zero interceptions (133.5 rtg.) in Week 4 at N.Y. Jets
- ✦ Recorded a season-high 137.0 passer rating after completing 20-of-26 passes (76.9%) for 282 yards with two TDs and zero interceptions in Week 9 vs. Buffalo
- ✦ Completed 25-of-37 passes (67.6%) for 348 yards with three TDs and zero interceptions (124.6 rtg.) in Week 10 at New England
- ✦ Registered season highs in completions (29) and passing yards (350) and nabbed a 117.8 passer rating in Week 16 vs. Arizona

2015 (SEAHAWKS)

- ✦ Posted the first 4,000-yard passing season of his career, completing 329-of-483 passes (68.1%) for 4,024 yards with 34 TDs and eight interceptions (110.1 rtg.)
- ✦ First Seahawks quarterback to lead the NFL in passer rating (110.1)
- ✦ Registered his first career 4,000-yard passing, 500-yard rushing season and was the first quarterback in NFL history to post totals of at least 4,000 yards passing, 500 yards rushing and 30 passing TDs
- ✦ Completed a season-high 32 passes in the season opener at St. Louis
- ✦ Completed 20-of-26 passes (76.9%) for 286 yards with one TD and zero interceptions (125.0 rtg.) in Week 4 vs. Detroit
- ✦ Totaled a passer rating of 125.0+ in Weeks 11-15
- ✦ Completed 24-of-29 passes (season-high 82.8%) for 260 yards with three TDs and zero interceptions (138.5 rtg.) in Week 7 at San Francisco
- ✦ Recorded a season-high 147.5 passer rating after completing 21-of-30 passes (70.0%) for a season-high 345 yards with a career-high-tying five TDs and zero interceptions in Week 12 vs. Pittsburgh
- ✦ Completed 21-of-27 passes (77.8%) for 274 yards with three TDs and zero interceptions (146.0 rtg.) in Week 13 at Minnesota
- ✦ Tied career high with five passing TDs and completed 23-of-32 passes (71.9%) for 292 yards (139.6 rtg.) in Week 14 at Baltimore
- ✦ Completed 21-of-30 passes (70.0%) for 249 yards with three TDs and zero interceptions (128.3 rtg.) in Week 15 at Cleveland

2014 (SEAHAWKS)

- ✦ Threw for 3,475 yards, completing 285-of-452 passes (63.1%) with 20 TDs and seven interceptions (95.0 rtg.)
- ✦ Set single-season career highs in rushes (118), rushing yards (849) and rushing TDs (six)
- ✦ Completed 41-of-72 passes (56.9%) for 724 yards with six TDs and five interceptions (90.3 rtg.) en route to his second consecutive Super Bowl appearance

2013 (SEAHAWKS)

- ✦ Completed 257-of-407 passes (63.1%) for 3,357 yards with 26 TDs and nine interceptions (101.2 rtg.)
- ✦ Posted 100.0+ passer rating in nine of the 16 games and threw for 300+ yards on two occasions
- ✦ Passed for 524 yards with three TDs and zero interceptions (101.6 rtg.) on 43-of-68 passing (63.2%) in three playoff games
- ✦ Third youngest quarterback in NFL history to win a Super Bowl, completing 18-of-25 passes (72.0%) for 206 yards with two TDs (123.1 rtg.) in a 43-8 victory over the Broncos in Super Bowl XLVIII

2012 (SEAHAWKS)

- ✦ Started all 16 games during his rookie season, completing 252-of-393 passes (64.1%) for 3,118 yards with 26 TDs and 10 interceptions (100.0 rtg.)
- ✦ Rushed 94 times for 489 yards (5.2 avg.) with four scores
- ✦ Tied Pro Football Hall of Fame QB Peyton Manning's 1998 record for most TD passes by a rookie (26)
- ✦ First rookie in NFL history to lead his team to an undefeated home record
- ✦ Set a club record with a 100.0 passer rating which was the second best by an NFL rookie QB
- ✦ Posted a 64.1% completion percentage which ranked third all-time among rookie QBs

TRANSACTIONS

- ✦ Signed a one-year contract with Pittsburgh on March 15, 2024
- ✦ Released by Denver on March 13, 2024
- ✦ Signed a five-year contract extension with Denver on Sept. 1, 2022
- ✦ Traded to the Broncos from Seattle with 2022 fourth-round pick (116th overall, Eyioma Uwazurike) for Drew Lock, Noah Fant, Shelby Harris, 2023 first-round pick (fifth overall, Devon Witherspoon), 2022 first-round pick (ninth overall, Charles Cross), 2023 second-round pick (37th overall, Derick Hall), 2022 second-round pick (40th overall, Boye Mafe) and 2022 fifth-round pick (145th overall, traded)
- ✦ Signed a four-year contract extension with the Seahawks on Apr. 16, 2019
- ✦ Signed a four-year contract extension with Seattle on July 31, 2015
- ✦ Signed a four-year contract with the Seahawks on May 7, 2012
- ✦ Drafted by Seattle in the third round (75th overall) of the 2012 NFL Draft

PERSONAL

- ✦ Honored with the 2022 Bart Starr Award which is given annually to an NFL player who best exemplifies outstanding character and leadership in the home, on the field, and in the community
- ✦ Started the Why Not You Foundation and Why Not You Academy, a non-profit high school dedicated to fighting poverty through education
- ✦ Selected as the 2020 Walter Payton NFL Man of the Year which honors a player's volunteer and charity work, as well as his excellence on the field
- ✦ Attended Collegiate School in Richmond, Va., playing football and baseball
- ✦ Earned all-state, all-region and all-district honors, and was named the 2005 Richmond Times-Dispatch Player of the Year as a junior
- ✦ Led Collegiate School to an 11-0 record and a state title as a junior after throwing for 3,287 yards and 40 TDs, and rushing for 634 yards and 15 scores
- ✦ Passed for 3,009 yards with 34 TDs as a senior, earning all-state, all-conference and conference player of the year accolades
- ✦ Selected by the Colorado Rockies in the fourth round of the 2010 Major League Baseball Draft after playing shortstop and batting .467 as a high school senior
- ✦ Born on Nov. 29, 1988, in Cincinnati

COLLEGE

- ✦ Started 50 consecutive games, completing 907-of-1,489 passes (60.9%) for 11,720 yards with 109 TDs and 30 interceptions (147.2 rtg.)
- ✦ Established an NCAA FBS record after throwing 379 consecutive passes without an interception
- ✦ Rushed 441 times for 1,421 yards (3.2 avg.) with 23 scores
- ✦ Fifth player in NCAA FBS history to record totals of at least 5,000 passing yards and 1,000 rushing yards during his career
- ✦ Played 36 games at NC State (2008-10), completing 682-of-1,180 passes (57.8%) for 8,545 yards with 76 TDs and 25 interceptions
- ✦ Posted 362 rushes for 1,083 yards (2.9 avg.) with 17 scores over his three seasons with the Wolfpack
- ✦ Completed 225-of-309 passes (72.8%) for 3,175 yards with 33 TDs and four interceptions, and carried the ball 79 times for 338 yards (4.2 avg.) with six scores in his lone season at Wisconsin (2011)

REGULAR SEASON COMPARISON: PASSING - BALTIMORE RAVENS

DATE	OPP	W/L	GP/GS	C	ATT	YDS.	AVG.	TD	LG	INT	SK	SKYD	RTG
12/13/15	SEA @ BLT	W	S	23	32	292	9.1	5	49	0	0	0	139.6
10/20/19	SEA vs. BLT	L	S	20	41	241	5.9	1	48	1	1	0	65.2
12/4/22	DEN @ BLT	L	S	17	22	189	8.6	0	40	0	2	5	102.3
11/17/24	PIT vs. BLT	W	S	23	36	205	5.7	0	37	1	4	24	67.5
12/21/24	PIT @ BLT	L	S	22	33	217	6.6	2	44	1	3	19	92.6
TOTALS		2/3	5/5	105	164	1,144	7.0	8	49	3	10	48	--

RUSSELL WILSON'S NFL REGULAR SEASON PASSING STATISTICS

DATE	TEAM	GP	GS	ATT.	CMP.	PCT.	YDS	AVG.	TD	INT.	LG	SK	LST	RATE
2012	Seahawks	16	16	393	252	64.1	3,118	7.9	26	10	67	33	203	100.0
2013	Seahawks	16	16	407	257	63.1	3,357	8.2	26	9	80t	44	272	101.2
2014	Seahawks	16	16	452	285	63.1	3,475	7.7	20	7	80t	42	242	95.0
2015	Seahawks	16	16	483	329	68.1	4,024	8.3	34	8	80t	45	265	110.1
2016	Seahawks	16	16	546	353	64.7	4,219	7.7	21	11	59	41	293	92.6
2017	Seahawks	16	16	553	339	61.3	3,983	7.2	34	11	74t	43	322	95.4
2018	Seahawks	16	16	427	280	65.6	3,448	8.1	35	7	66	51	355	110.9
2019	Seahawks	16	16	516	341	66.1	4,110	8.0	31	5	60t	48	319	106.3
2020	Seahawks	16	16	558	384	68.8	4,212	7.5	40	13	62	47	301	105.1
2021	Seahawks	14	14	400	259	64.8	3,113	7.8	25	6	69t	33	266	103.1
2022	Broncos	15	15	483	292	60.5	3,524	7.3	16	11	67t	55	368	84.4
2023	Broncos	15	15	447	297	66.4	3,070	6.9	26	8	60t	45	258	98.0
2024	Steelers	11	11	336	214	63.7	2,482	7.4	16	5	46	33	219	95.6
TOTALS		199	199	6,001	3,882	64.7	46,135	7.7	350	111	80T	560	3,683	99.8

RUSSELL WILSON'S NFL POSTSEASON PASSING STATISTICS

DATE	TEAM	GP	GS	ATT.	CMP.	PCT.	YDS	AVG.	TD	INT.	LG	SK	LST	RATE
2012	Seahawks	2	2	62	39	62.9	572	9.2	3	1	34	7	48	102.4
2013	Seahawks	3	3	68	43	63.2	524	7.7	3	0	51	7	22	101.6
2014	Seahawks	3	3	72	41	56.9	724	10.1	6	5	63t	10	58	90.3
2015	Seahawks	2	2	74	44	59.5	508	6.9	4	3	35	7	54	81.4
2016	Seahawks	2	2	60	40	66.7	449	7.5	4	2	42	6	31	97.2
2018	Seahawks	1	1	27	18	66.7	233	8.6	1	0	53	1	7	105.9
2019	Seahawks	2	2	61	39	63.9	602	9.9	2	0	53t	6	19	107.4
2020	Seahawks	1	1	27	11	40.7	174	6.4	2	1	51t	5	32	72.1
TOTALS		16	16	451	275	61.0	3,786	8.4	25	12	63T	49	271	95.3

RUSSELL WILSON'S NFL REGULAR SEASON RUSHING STATISTICS

DATE	TEAM	NO.	YDS.	AVG.	LG	TD
2012	Seahawks	94	489	5.2	25t	4
2013	Seahawks	96	539	5.6	27	1
2014	Seahawks	118	849	7.2	55	6
2015	Seahawks	103	553	5.4	24	1
2016	Seahawks	72	259	3.6	18	1
2017	Seahawks	95	586	6.2	31	3
2018	Seahawks	67	376	5.6	40	0
2019	Seahawks	75	342	4.6	21	3
2020	Seahawks	83	513	6.2	38	2
2021	Seahawks	43	183	4.3	17	2
2022	Broncos	55	277	5.0	19	3
2023	Broncos	80	341	4.3	21	3
2024	Steelers	43	155	3.6	19	2
TOTALS		1024	5,462	5.3	55	31

RUSSELL WILSON'S NFL POSTSEASON RUSHING STATISTICS

DATE	TEAM	NO.	YDS.	AVG.	LG	TD
2012	Seahawks	15	127	8.5	28	1
2013	Seahawks	11	42	3.8	16	0
2014	Seahawks	17	86	5.1	17	1
2015	Seahawks	8	53	6.6	14	0
2016	Seahawks	9	46	5.1	14	0
2018	Seahawks	3	14	4.7	7	1
2019	Seahawks	16	109	6.8	22	0
2020	Seahawks	4	50	12.5	23	0
TOTALS		83	527	6.3	28	3

RUSSELL WILSON'S NFL REGULAR SEASON PASSING/RUSHING STATISTICS

DATE	TEAM	GP	GS	PASSING										RUSHING					
				ATT.	CMP.	PCT.	YDS	AVG.	TD	INT.	LG	SK	LST	RATE	NO.	YDS.	AVG.	LG	TD
2012	Seahawks	16	16	393	252	64.1	3,118	7.9	26	10	67	33	203	100.0	94	489	5.2	25t	4
2013	Seahawks	16	16	407	257	63.1	3,357	8.2	26	9	80t	44	272	101.2	96	539	5.6	27	1
2014	Seahawks	16	16	452	285	63.1	3,475	7.7	20	7	80t	42	242	95.0	118	849	7.2	55	6
2015	Seahawks	16	16	483	329	68.1	4,024	8.3	34	8	80t	45	265	110.1	103	553	5.4	24	1
2016	Seahawks	16	16	546	353	64.7	4,219	7.7	21	11	59	41	293	92.6	72	259	3.6	18	1
2017	Seahawks	16	16	553	339	61.3	3,983	7.2	34	11	74t	43	322	95.4	95	586	6.2	31	3
2018	Seahawks	16	16	427	280	65.6	3,448	8.1	35	7	66	51	355	110.9	67	376	5.6	40	0
2019	Seahawks	16	16	516	341	66.1	4,110	8.0	31	5	60t	48	319	106.3	75	342	4.6	21	3
2020	Seahawks	16	16	558	384	68.8	4,212	7.5	40	13	62	47	301	105.1	83	513	6.2	38	2
2021	Seahawks	14	14	400	259	64.8	3,113	7.8	25	6	69t	33	266	103.1	43	183	4.3	17	2
2022	Broncos	15	15	483	292	60.5	3,524	7.3	16	11	67t	55	368	84.4	55	277	5.0	19	3
2023	Broncos	15	15	447	297	66.4	3,070	6.9	26	8	60t	45	258	98.0	80	341	4.3	21	3
2024	Steelers	11	11	336	214	63.7	2,482	7.4	16	5	46	33	219	95.6	43	155	3.6	19	2
TOTALS		199	199	6,001	3,882	64.7	46,135	7.7	350	111	80T	560	3,683	99.8	1,024	5,462	5.3	55	31

RUSSELL WILSON'S NFL POSTSEASON PASSING/RUSHING STATISTICS

DATE	TEAM	GP	GS	PASSING										RUSHING					
				ATT.	CMP.	PCT.	YDS	AVG.	TD	INT.	LG	SK	LST	RATE	NO.	YDS.	AVG.	LG	TD
2012	Seahawks	2	2	62	39	62.9	572	9.2	3	1	34	7	48	102.4	15	127	8.5	28	1
2013	Seahawks	3	3	68	43	63.2	524	7.7	3	0	51	7	22	101.6	11	42	3.8	16	0
2014	Seahawks	3	3	72	41	56.9	724	10.1	6	5	63t	10	58	90.3	17	86	5.1	17	1
2015	Seahawks	2	2	74	44	59.5	508	6.9	4	3	35	7	54	81.4	8	53	6.6	14	0
2016	Seahawks	2	2	60	40	66.7	449	7.5	4	2	42	6	31	97.2	9	46	5.1	14	0
2018	Seahawks	1	1	27	18	66.7	233	8.6	1	0	53	1	7	105.9	3	14	4.7	7	1
2019	Seahawks	2	2	61	39	63.9	602	9.9	2	0	53t	6	19	107.4	16	109	6.8	22	0
2020	Seahawks	1	1	27	11	40.7	174	6.4	2	1	51t	5	32	72.1	4	50	12.5	23	0
TOTALS		16	16	451	275	61.0	3,786	8.4	25	12	63T	49	271	95.3	83	527	6.3	28	3

SINGLE-GAME HIGHS: QUARTERBACK

Pass Attempts	50 at Arizona Cardinals, Oct 25, 2020 50 vs. New Orleans Saints, Sep 22, 2019 33 at Arizona Cardinals, Oct 25, 2020 32 vs. New Orleans Saints, Sep 22, 2019 ...1 more at 32.	Passer Rating	158.3 at Detroit Lions, Oct 28, 2018 152.3 at Indianapolis Colts, Sep 12, 2021 14 vs. New York Giants, Nov 09, 2014 13 at Indianapolis Colts, Oct 06, 2013 122 at Washington Redskins, Oct 06, 2014 107 vs. New York Giants, Nov 09, 2014 15.1 at St. Louis Rams, Oct 19, 2014
Yards Passing	452 vs. Houston Texans, Oct 29, 2017 414 at Cincinnati Bengals, Dec 01, 2024	Rushing Attempts	13 at Indianapolis Colts, Oct 06, 2013 122 at Washington Redskins, Oct 06, 2014 107 vs. New York Giants, Nov 09, 2014 15.1 at St. Louis Rams, Oct 19, 2014
TD Passes	5 vs. Dallas Cowboys, Sep 27, 2020 5 vs. New England Patriots, Sep 20, 2020 ...3 more at 5.	Rushing Yards	12.3 vs. Atlanta Falcons, Nov 20, 2017 55 at Arizona Cardinals, Dec 21, 2014 52 at St. Louis Rams, Oct 19, 2014
Long Passes	80t vs. Pittsburgh Steelers, Nov 29, 2015 80t at Arizona Cardinals, Dec 21, 2014 ...1 more at 80.	Rushing Average	2 at Buffalo Bills, Dec 16, 2012 3 at Kansas City Chiefs, Jan 01, 2023 ...1 more at 2.
Completion Percentage	88.6 at Atlanta Falcons, Sep 13, 2020 82.9 at Pittsburgh Steelers, Sep 15, 2019	Longest Runs	

SINGLE-GAME HIGHS - POSTSEASON: QUARTERBACK

Pass Attempts	48 at Carolina Panthers, Jan 17, 2016 36 at Atlanta Falcons, Jan 13, 2013 31 at Green Bay Packers, Jan 12, 2020 30 at Philadelphia Eagles, Jan 05, 2020 30 at Atlanta Falcons, Jan 14, 2017 ...1 more at 30.	Passer Rating	149.2 vs. Carolina Panthers, Jan 10, 2015 123.1 at Denver Broncos, Feb 02, 2014 119.3 vs. Detroit Lions, Jan 07, 2017 110.6 vs. New England Patriots, Feb 01, 2015 109.1 at Atlanta Falcons, Jan 13, 2013
Pass Completions	31 at Carolina Panthers, Jan 17, 2016 24 at Atlanta Falcons, Jan 13, 2013 23 vs. Detroit Lions, Jan 07, 2017 21 at Green Bay Packers, Jan 12, 2020 18 at Philadelphia Eagles, Jan 05, 2020 ...2 more at 18.	Rush Attempts	9 at Philadelphia Eagles, Jan 05, 2020 8 at Washington Redskins, Jan 06, 2013 7 at Green Bay Packers, Jan 12, 2020 7 vs. Green Bay Packers, Jan 18, 2015 7 vs. Carolina Panthers, Jan 10, 2015 ...1 more at 7.
Yards Passing	385 at Atlanta Falcons, Jan 13, 2013 366 at Carolina Panthers, Jan 17, 2016 325 at Philadelphia Eagles, Jan 05, 2020 277 at Green Bay Packers, Jan 12, 2020 268 vs. Carolina Panthers, Jan 10, 2015	Rushing Yards	67 at Washington Redskins, Jan 06, 2013 64 at Green Bay Packers, Jan 12, 2020 60 at Atlanta Falcons, Jan 13, 2013 50 vs. Los Angeles Rams, Jan 09, 2021 49 at Atlanta Falcons, Jan 14, 2017
TD Passes	3 at Carolina Panthers, Jan 17, 2016 3 vs. Carolina Panthers, Jan 10, 2015 2 vs. Los Angeles Rams, Jan 09, 2021 2 at Atlanta Falcons, Jan 14, 2017 ...4 more at 2.	Rushing Average	9.1 at Green Bay Packers, Jan 12, 2020 8.6 at Atlanta Falcons, Jan 13, 2013 8.4 at Washington Redskins, Jan 06, 2013 5.0 at Philadelphia Eagles, Jan 05, 2020 3.6 vs. Green Bay Packers, Jan 18, 2015
Long Passes	63t vs. Carolina Panthers, Jan 10, 2015 53t at Philadelphia Eagles, Jan 05, 2020 53 at Dallas Cowboys, Jan 05, 2019 51t vs. Los Angeles Rams, Jan 09, 2021 51 vs. San Francisco 49ers, Jan 19, 2014	Longest Runs	28 at Washington Redskins, Jan 06, 2013 23 vs. Los Angeles Rams, Jan 09, 2021 22 at Green Bay Packers, Jan 12, 2020 22 at Philadelphia Eagles, Jan 05, 2020 19 at Washington Redskins, Jan 06, 2013
Completion Percentage	76.7 vs. Detroit Lions, Jan 07, 2017 72.0 at Denver Broncos, Feb 02, 2014 68.2 vs. Carolina Panthers, Jan 10, 2015 67.7 at Green Bay Packers, Jan 12, 2020 66.7 at Dallas Cowboys, Jan 05, 2019 ...1 more at 66.7.	Rushing TDs	1 at Dallas Cowboys, Jan 05, 2019 1 vs. Green Bay Packers, Jan 18, 2015 1 at Atlanta Falcons, Jan 13, 2013

300-YARD PASSING GAMES (25): REGULAR SEASON

DATE	TEAM	NO.	YDS.	AVG.	LG	TD
09/08/13	at Panthers	25	320	12.8	43t	1
12/02/13	SAINTS	22	310	14.1	60	3
10/19/14	at Rams	23	313	13.6	49	2
12/21/14	at Cardinals	20	339	17.0	80t	2
11/29/15	STEELERS	21	345	16.4	80t	5
10/02/16	at Jets	23	309	13.4	42t	3
11/13/16	at Patriots	25	348	13.9	39	3
12/24/16	CARDINALS	29	350	12.1	42t	4
09/24/17	at Titans	29	373	12.9	46	4
10/22/17	at Giants	27	334	12.4	38t	3
10/29/17	TEXANS	26	452	17.4	66	4
11/25/18	at Panthers	22	339	15.4	54	2
09/15/19	at Steelers	29	300	10.3	30	3
09/22/19	SAINTS	32	406	12.7	54	2
11/03/19	BUCCANEERS	29	378	13.0	53t	5
09/13/20	at Falcons	31	322	10.4	38t	4
09/27/20	COWBOYS	27	315	11.7	62	5
10/04/20	at Dolphins	24	360	15.0	57	2
10/25/20	at Cardinals	33	388	11.8	47t	3
11/08/20	at Bills	28	390	13.9	55t	2
09/19/21	TITANS	22	343	15.6	68t	2
09/12/22	at Seahawks	29	340	11.7	67t	1
09/17/23	COMMANDERS	18	308	17.1	60t	3
09/24/23	at Dolphins	23	306	13.3	46	1
12/01/24	at Bengals	29	414	14.3	43	3

300-YARD PASSING GAMES (3): POSTSEASON

DATE	TEAM	NO.	YDS.	AVG.	LG	TD
01/13/13	at Falcons	24	385	16.0	34	2
01/17/16	at Panthers	31	366	11.8	33t	3
01/05/20	at Eagles	18	325	18.1	53t	1

GAME WINNING DRIVES (4TH QUARTER/OVERTIME) - 42

DATE	OPPONENT	DOWN/TIED WON	GAME-WINNING PLAY	TIME LEFT	DRIVE	T.O.P.	WILSON DRIVE STATS (C-A-YDS)
09/24/2012	vs. Green Bay	7-12	14-12	24-yd TD pass to Tate	0:00	6-46	0-46
10/14/2012	vs. New England	17-23	24-17	46-yd TD pass to Rice	1:27	4-57	1:20 1-2-46
12/02/2012	at Chicago	17-17	23-17	13-yd TD pass to Rice	-	12-80	7:27 3-3-38
12/30/2012	vs. St. Louis	13-13	20-13	1-yd TD run by Wilson	1:45	10-90	3:32 2-2-48
01/06/2013	at Washington	13-14	24-14	27-yd TD run by Lynch	7:20	8-79	3:45 2-4-29
09/08/2013	at Carolina	6-7	12-7	43-yd TD pass to Kearsae	10:21	6-74	2:45 3-4-60
09/29/2013	at Houston	20-20	23-20	Hauschka 45-yd FG	-	8-42	3:27 1-2-7
10/13/2013	vs. Tennessee	10-10	20-13	Hauschka 29-yd FG	11:26	7-69	3:37 1-1-55
11/03/2013	vs. Tampa Bay	24-24	27-24	Hauschka 27-yd FG	-	9-51	4:53 1-1-10

01/19/2014	vs. San Francisco	13-17	23-27	35-yd TD pass to Kearse	13:52	8:62	4:03	3:5-63
09/21/2014	vs. Denver	20-20	26-20	6-yd TD run by Lynch	-	13-80	5:46	4:6-35
10/26/2014	at Carolina	6-9	13-9	23-yd TD pass to L. Wilson	0:53	9-80	3:50	4:4-53
11/09/2014	vs. N.Y. Giants	17-17	38-17	3-yd TD run by Lynch	12:51	7-58	2:52	1:2-11
12/28/2014	vs. St. Louis	6-6	20-6	9-yd TD run by Lynch	12:12	6-54	2:44	2:3-38
01/18/2015	vs. Green Bay	22-22	28-22	35-yd TD pass to Kearse	-	6-87	3:19	3:3-80
11/01/2015	at Dallas	10-12	13-12	Hauschka 24-yd FG	1:10	17-79	5:35	5:7-53
11/29/2015	vs. Pittsburgh	26-27	39-30	30-yd TD pass to Baldwin	8:20	6-73	3:23	3:3-59
01/10/2016	at Minnesota	7-9	10-9	Hauschka 46-yd FG	8:09	7-12	2:38	1:4-8
09/11/2016	vs. Miami	6-10	12-10	2-yd TD pass to Baldwin	0:35	14-75	3:37	6:9-55
10/16/2016	vs. Atlanta	17-24	26-24	Hauschka 44-yd FG	2:02	7-24	1:51	2:4-17
11/13/2016	at New England	22-24	31-24	Hauschka 23-yd FG	8:59	8-58	4:04	3:4-58
09/17/2017	vs. San Francisco	6-9	12-9	9-yd TD pass to Richardson	7:13	10-82	4:30	3:5-23
10/29/2017	vs. Houston	34-38	41-38	18-yd TD pass to Graham	0:26	3-80	1:18	3:3-85
09/30/2018	at Arizona	17-17	20-17	Janikowski 52-yd FG	0:04	7-31	1:50	2:3-15
11/15/2018	vs. Green Bay	20-24	27-24	15-yd TD pass to Dickerson	5:11	7-75	3:15	4:5-73
11/25/2018	at Carolina	20-27	30-27	Janikowski 31-yd FG	0:04	7-45	1:40	2:4-48
09/08/2019	vs. Cincinnati	14-17	21-20	44-yd TD pass to Lockett	15:00	4-64	2:08	2:2-69
10/03/2019	vs. L.A. Rams	24-29	30-29	5-yd TD pass to Carson	2:34	12-75	6:51	2:4-17
10/13/2019	at Cleveland	25-28	32-28	1-yd TD run by Carson	3:33	9-79	5:32	3:5-31
11/03/2019	vs. Tampa Bay	34-34	40-34	10-yd TD pass to Hollister	-	10-75	3:38	5:9-70
11/11/2019	at San Francisco	24-24	27-24	Myers 42-yd FG	0:00	7-40	1:25	3:3-15
09/27/2020	vs. Dallas	30-31	38-31	29-yd TD pass to Metcalf	1:55	8-75	2:12	4:6-66
10/11/2020	vs. Minnesota	21-26	27-26	6-yd TD pass to Metcalf	0:20	13-94	1:42	4:12-77
01/03/2021	at San Francisco	19-23	26-23	4-yd TD pass to Lockett	2:26	14-85	5:26	3:6-25
01/09/2022	at Arizona	24-24	38-30	4-yd TD run by R. Wilson	13:22	3-10	1:45	0:0-0
09/18/2022	vs. Houston	6-9	16-9	22-yd TD pass to Saubert	12:42	6-62	3:56	3:3-62
09/25/2022	vs. San Francisco	5-10	11-10	1-yd TD run by Gordon	4:13	12-80	6:04	5:7-58
10/30/2022	at Jacksonville	14-17	21-17	2-yd TD run by Murray	1:47	7-80	2:11	1:2-47
10/01/2023	at Chicago	28-28	31-28	Lutz 51-yd FG	1:46	5-48	1:06	1:2-48
10/22/2023	vs. Green Bay	16-17	19-17	Lutz 52-yd FG	3:50	9-41	4:41	3:4-28
11/13/2023	at Buffalo	21-22	24-22	Lutz 36-yd FG	0:00	10-57	1:55	3:4-22
11/19/2023	vs. Minnesota	15-20	21-20	15-yd TD pass to Sutton	1:03	10-75	2:14	6:8-68

- final play of overtime

2024 GAME-BY-GAME REGULAR-SEASON STATISTICS (STEELERS)

DATE	OPPONENT	P/S	PASSING										RUSHING				W/L	SCORE		
			ATT	CMP	YDS	PCT	Y/A	Y/C	TD	INT	LG	SK/YD	RATE	ATT	YDS	LG			TD	
09/08	at Falcons																		W	18-10
09/15	at Broncos																		W	13-6
09/22	Chargers																		W	20-10
09/29	at Colts																		L	24-27
10/06	Cowboys																		L	17-20
10/13	at Raiders																		L	32-13
10/20	Jets	S	29	16	264	55.2	9.1	16.5	2	0	44	1/4	109.0	3	3	11	1	W	37-15	
10/28	Giants	S	28	20	278	71.4	9.9	13.9	1	0	34	4/19	114.9	3	7	5	0	W	26-18	
11/10	at Commanders	S	28	14	195	50.0	7.0	13.9	3	1	34	3/23	93.6	4	3	6	0	W	28-27	
11/17	Ravens	S	36	23	205	63.9	5.7	8.9	0	1	37	4/24	67.5	4	1	3	0	W	18-16	
11/21	at Browns	S	28	21	270	75.0	9.6	12.9	1	0	46	4/22	116.7	3	10	10	0	L	19-24	
12/01	at Bengals	S	38	29	414	76.3	10.9	14.3	3	1	43	2/4	126.4	3	3	5	0	W	44-38	
12/08	Browns	S	26	15	158	57.7	6.1	10.5	2	0	22	1/11	101.1	6	17	8	0	W	27-14	
12/15	at Eagles	S	22	14	128	63.6	5.8	9.1	1	0	31	2/21	94.5	4	13	8	0	L	13-27	
12/21	at Ravens	S	33	22	217	66.7	6.6	9.9	2	1	44	3/19	92.6	3	27	19	0	L	17-34	
12/25	Chiefs	S	37	23	205	62.2	5.5	8.9	0	1	41	5/43	65.7	6	55	15	1	L	10-29	
01/04	Bengals	S	31	17	148	54.8	4.8	8.7	1	0	25	4/29	78.4	4	16	12	0	L	17-19	
2024 TOTALS		11-11	336	214	2,482	63.7	7.4	11.6	16	5	46	33/219	95.6	43	155	19	2	10-7		

2023 GAME-BY-GAME REGULAR-SEASON STATISTICS (BRONCOS)

DATE	OPPONENT	P/S	PASSING										RUSHING				W/L	SCORE	
			ATT	CMP	YDS	PCT	Y/A	Y/C	TD	INT	LG	SK/YD	RATE	ATT	YDS	LG			TD
09/10	Raiders	S	34	27	177	79.4	5.2	6.6	2	0	21	2/11	108.0	1	1	1	0	L	16-17
09/17	Commanders	S	32	18	308	56.3	9.6	17.1	3	1	60t	7/31	107.3	6	56	15	0	L	33-35
09/24	at Dolphins	S	38	23	306	60.5	8.1	13.3	1	1	46	1/12	83.9	0	0	0	0	L	20-70
10/01	at Bears	S	28	21	223	75.0	8.0	10.6	3	0	48	1/9	133.5	4	13	10	0	W	31-28
10/08	Jets	S	31	20	196	64.5	6.3	9.8	2	0	29	4/27	103.7	7	49	21	0	L	21-31
10/12	at Chiefs	S	22	13	95	59.1	4.3	7.3	1	2	21	4/13	46.6	4	31	12	0	L	8-19
10/22	Packers	S	29	20	194	69.0	6.7	9.7	1	0	33	1/0	98.9	1	21	21	0	W	19-17
10/29	Chiefs	S	19	12	114	63.2	6.0	9.5	3	0	39	6/27	119.3	8	30	8	0	W	24-9
11/13	at Bills	S	29	24	193	82.8	6.7	8.0	2	0	30	4/15	117.4	9	30	10	0	W	24-22
11/19	Vikings	S	35	27	259	77.1	7.4	9.6	1	0	33	2/10	106.7	2	1	2	0	W	21-20
11/26	Browns	S	22	13	134	59.1	6.1	10.3	1	0	31	1/9	91.1	11	34	19	1	W	29-12
12/03	at Texans	S	26	15	186	57.7	7.2	12.4	1	3	45t	3/22	53.2	10	44	11	1	L	17-22
12/10	at Chargers	S	33	21	224	63.6	6.8	10.7	2	1	46t	2/8	91.0	6	5	7	0	W	24-7
12/16	at Lions	S	32	18	223	56.3	7.0	12.4	1	0	40	2/19	88.4	7	6	2	1	L	17-42
12/24	Patriots	S	37	25	238	67.6	6.4	9.5	2	0	47	5/45	103.2	4	20	14	0	L	23-26
12/31	Chargers																	W	16-9
01/07	at Raiders																	L	14-27
2023 TOTALS		15-15	447	297	3,070	66.4	6.9	10.3	26	8	60t	45/258	98.0	80	341	21	3	8-9	

2022 GAME-BY-GAME REGULAR-SEASON STATISTICS (BRONCOS)

DATE	OPPONENT	P/S	PASSING													RUSHING				W/L	SCORE
			ATT	CMP	YDS	PCT	Y/A	Y/C	TD	INT	LG	SK/YD	RATE	ATT	YDS	LG	TD				
09/12	at Seahawks	S	42	29	340	69.0	8.1	11.7	1	0	67t	2/10	101.3	1	2	2	0	L	16-17		
09/18	Texans	S	31	14	219	45.2	7.1	15.6	1	1	35	3/18	66.5	2	3	4	0	W	16-9		
09/25	49ers	S	33	20	184	60.6	5.6	9.2	0	0	34	4/24	75.8	6	17	12	0	W	11-10		
10/02	at Raiders	S	25	17	237	68.4	9.5	13.9	2	0	55	3/23	124.9	4	29	13	1	L	23-32		
10/06	Colts	S	39	21	274	53.8	7.0	13.0	0	2	51	4/24	54.9	4	22	18	0	L	9-12+		
10/17	at Chargers	S	28	15	188	53.6	6.7	12.5	1	0	47	4/28	86.6	4	23	10	0	L	16-19+		
10/23	Jets		ON INACTIVE LIST																		
10/30	at Jaguars	S	30	18	252	60.0	8.4	14.0	1	1	47	3/22	84.3	4	17	10	0	W	21-17		
11/13	at Titans	S	42	21	286	50.0	6.8	13.6	1	1	66t	6/38	70.1	7	8	9	0	L	10-17		
11/20	Raiders	S	31	24	247	77.4	8.0	10.3	0	0	32	3/21	99.8	1	8	8	0	L	16-22+		
11/27	at Panthers	S	35	19	142	54.3	4.1	7.5	1	0	22	3/17	73.7	2	8	6	0	L	10-23		
12/04	at Ravens	S	22	17	189	77.3	8.6	11.1	0	0	40	4/32	81.2	2	21	17	0	L	9-10		
12/11	Chiefs	S	36	23	247	63.9	6.9	10.7	3	1	66t	6/49	100.1	4	57	19	0	L	28-34		
12/18	Cardinals		INACTIVE																		
12/25	at Rams	S	27	15	214	55.6	7.9	14.3	1	3	36	6/40	54.2	2	17	15	0	L	14-51		
01/01	at Chiefs	S	38	26	222	68.4	5.8	8.5	1	1	27	4/32	81.2	4	27	16t	2	L	24-27		
01/08	Chargers	S	24	13	283	54.2	11.8	21.8	3	1	57	2/17	118.6	8	18	6	0	W	31-28		
2022 TOTALS		15-15	483	292	3,524	60.5	7.3	12.1	16	11	67T	55/368	84.4	55	277	19	3	5-12			

+ - Overtime

2021 GAME-BY-GAME REGULAR-SEASON STATISTICS (SEAHAWKS)

DATE	OPPONENT	P/S	PASSING													RUSHING				W/L	SCORE
			ATT	CMP	YDS	PCT	Y/A	Y/C	TD	INT	LG	SK/YD	RATE	ATT	YDS	LG	TD				
09/12	at Colts	S	23	18	254	78.3	11.0	14.1	4	0	69t	3/13	152.3	5	9	11	0	W	28-16		
09/19	Titans	S	31	22	343	71.0	11.1	15.6	2	0	68t	3/23	128.8	3	16	12	0	L	30-33+		
09/26	at Vikings	S	32	23	298	71.9	9.3	13.0	1	0	39	2/15	111.2	3	7	4	0	L	17-30		
10/03	at 49ers	S	23	16	149	69.6	6.5	9.3	2	0	28	3/20	116.0	4	26	16t	1	W	28-21		
10/07	Rams	S	16	11	152	68.8	9.5	13.8	1	1	29	2/21	93.8	2	10	7	0	L	17-26		
10/17	at Steelers		INJURED RESERVE																		
10/25	Saints		INJURED RESERVE																		
10/31	Jaguars		INJURED RESERVE																		
11/14	at Packers	S	40	20	161	50.0	4.0	8.1	0	2	28	3/28	39.7	5	32	12	0	L	0-17		
11/21	Cardinals	S	26	14	207	53.8	8.0	14.8	0	0	48	4/27	80.1	2	2	2	0	L	13-23		
11/29	at Football Team	S	31	20	247	64.5	8.0	12.4	2	0	55	2/14	110.6	2	16	12	0	L	15-17		
12/05	49ers	S	37	30	231	81.1	6.2	7.7	2	1	33	4/50	99.4	3	15	12	0	W	30-23		
12/12	at Texans	S	28	17	260	60.7	9.3	15.3	2	0	55t	0/0	115.2	2	8	8	0	W	33-13		
12/21	at Rams	S	31	17	156	54.8	5.0	9.2	0	1	34	3/22	55.3	0	0	0	0	L	10-20		
12/26	Bears	S	27	16	181	59.3	6.7	11.3	2	0	41t	2/20	104.1	2	13	10	0	L	24-25		
01/02	Lions	S	29	20	236	69.0	8.1	11.8	4	0	58	1/4	133.0	6	24	17	0	W	51-29		
01/09	at Cardinals	S	26	15	238	57.7	9.2	15.9	3	1	43t	1/9	110.7	4	5	4t	1	W	38-30		
2021 TOTALS		14-14	400	259	3,113	64.8	7.8	12.0	25	6	69T	33/266	103.1	43	183	17	2	7-10			

+ - Overtime

2020 GAME-BY-GAME REGULAR-SEASON STATISTICS (SEAHAWKS)

DATE	OPPONENT	P/S	PASSING													RUSHING				W/L	SCORE
			ATT	CMP	YDS	PCT	Y/A	Y/C	TD	INT	LG	SK/YD	RATE	ATT	YDS	LG	TD				
09/13	at Falcons	S	35	31	322	88.6	9.2	10.4	4	0	38t	3/23	143.1	3	29	28	0	W	38-25		
09/20	Patriots	S	28	21	288	75.0	10.3	13.7	5	1	54t	2/13	132.1	5	39	21	0	W	35-30		
09/27	Cowboys	S	40	27	315	67.5	7.9	11.7	5	0	62	4/20	130.7	6	22	13	0	W	38-31		
10/04	at Dolphins	S	34	24	360	70.6	10.6	15.0	2	1	57	2/17	112.4	4	5	8	0	W	31-23		
10/11	Vikings	S	32	20	217	62.5	6.8	10.9	3	1	39	4/27	100.7	5	58	19	0	W	27-26		
10/25	at Cardinals	S	50	33	388	66.0	7.8	11.8	3	3	47t	2/16	84.4	6	84	34	0	L	34-37+		
11/01	49ers	S	37	27	261	73.0	7.1	9.7	4	0	46t	2/12	128.3	6	23	21	0	W	37-27		
11/08	at Bills	S	41	28	390	68.3	9.5	13.9	2	2	55t	5/28	94.6	2	5	4	1	L	34-44		
11/15	at Rams	S	37	22	248	59.5	6.7	11.3	0	2	39	6/28	57.0	8	60	15	0	L	16-23		
11/19	Cardinals	S	28	23	197	82.1	7.0	8.6	2	0	25t	3/15	119.8	10	42	10	0	W	28-21		
11/30	at Eagles	S	31	22	230	71.0	7.4	10.5	1	0	52	2/5	102.9	6	12	10	0	W	23-17		
12/06	Giants	S	43	27	263	62.8	6.1	9.7	1	1	28	5/47	78.0	7	45	19	0	L	12-17		
12/13	Jets	S	27	21	206	77.8	7.6	9.8	4	1	20	0/0	122.6	1	-1	-1	0	W	40-3		
12/20	at Football Team	S	27	18	121	66.7	4.5	6.7	1	1	15	0/0	73.2	6	52	38	0	W	20-15		
12/27	Rams	S	32	20	225	62.5	7.0	11.3	1	0	45	5/28	93.9	3	9	6	1	W	20-9		
01/03	at 49ers	S	36	20	181	55.6	5.0	9.1	2	0	29	2/22	87.8	5	29	16	0	W	26-23		
2020 TOTALS		16-16	558	384	4,212	68.8	7.5	11.0	40	13	62	47/301	105.1	83	513	38	2	12-4			

+ - Overtime

2019 GAME-BY-GAME REGULAR-SEASON STATISTICS (SEAHAWKS)

DATE	OPPONENT	P/S	PASSING												RUSHING					W/L	SCORE
			ATT	CMP	YDS	PCT	Y/A	Y/C	TD	INT	LG	SK/YD	RATE	ATT	YDS	LG	TD				
09/08	Bengals	S	20	14	195	70.0	9.8	13.9	2	0	44t	4/35	134.4	4	8	5	0	W	21-20		
09/15	at Steelers	S	35	29	300	82.9	8.6	10.3	3	0	30	4/26	131.0	6	22	15	0	W	28-26		
09/22	Saints	S	50	32	406	64.0	8.1	12.7	2	0	54	0/10	102.6	7	51	18	2	L	27-33		
09/29	at Cardinals	S	28	22	240	78.6	8.6	10.9	1	0	32	4/15	114.3	2	7	5	0	W	27-10		
10/03	Rams	S	23	17	268	73.9	11.7	15.8	4	0	40t	1/6	151.8	8	32	12	0	W	30-29		
10/13	at Browns	S	33	23	295	69.7	8.9	12.8	2	0	30	3/11	117.6	9	31	16t	1	W	32-28		
10/20	Ravens	S	41	20	241	48.8	5.9	12.1	1	1	48	1/0	65.2	3	27	11	0	L	16-30		
10/27	at Falcons	S	20	14	182	70.0	9.1	13.0	2	0	23	2/11	131.7	4	4	5	0	W	27-20		
11/03	Buccaneers	S	43	29	378	67.4	8.8	13.0	5	0	53t	3/31	133.7	1	21	21	0	W	40-34+		
11/11	at 49ers	S	34	24	232	70.6	6.8	9.7	1	1	28	5/43	86.9	6	53	18	0	W	27-24+		
11/24	at Eagles	S	25	13	200	52.0	8.0	15.4	1	1	38	6/26	75.4	3	15	16	0	W	17-9		
12/02	Vikings	S	31	21	240	67.7	7.7	11.4	2	1	60t	2/14	98.9	4	13	7	0	W	37-30		
12/08	at Rams	S	36	22	245	61.1	6.8	11.1	0	1	35	5/43	69.8	5	28	17	0	L	12-28		
12/15	at Panthers	S	26	20	286	76.9	11.0	14.3	2	0	58	2/12	137.7	3	-1	1	0	W	30-24		
12/22	Cardinals	S	31	16	169	51.6	5.5	10.6	1	0	23	5/36	78.6	2	2	6	0	L	13-27		
12/29	49ers	S	40	25	233	62.5	5.8	9.3	2	0	24	1/10	95.1	8	29	5	0	L	21-26		
2019 TOTALS	16-16		516	341	4,110	66.1	8.0	12.1	31	5	60T	48/319	106.3	75	342	21	3	11-5			

+ - Overtime

2018 GAME-BY-GAME REGULAR-SEASON STATISTICS (SEAHAWKS)

DATE	OPPONENT	P/S	PASSING												RUSHING					W/L	SCORE
			ATT	CMP	YDS	PCT	Y/A	Y/C	TD	INT	LG	SK/YD	RATE	ATT	YDS	LG	TD				
09/09	at Broncos	S	33	19	298	57.6	9.0	15.7	3	2	66	6/56	92.7	2	5	5	0	L	24-27		
09/17	at Bears	S	36	22	226	61.1	6.3	10.3	2	1	34	6/24	86.1	3	17	9	0	L	17-24		
09/23	Cowboys	S	26	16	192	61.5	7.4	12.0	2	0	52t	2/10	109.8	2	-1	0	0	W	24-13		
09/30	at Cardinals	S	26	19	172	73.1	6.6	9.1	0	0	30	2/12	90.5	4	21	10	0	W	20-17		
10/07	Rams	S	21	13	198	61.9	9.4	15.2	3	0	44	2/15	132.5	0	0	0	0	L	31-33		
10/14	at Raiders	S	23	17	222	73.9	9.7	13.1	3	1	42	1/8	125.4	6	20	9	0	W	27-3		
10/28	at Lions	S	17	14	248	82.4	14.6	17.7	3	0	45	2/11	158.3	2	15	11	0	W	28-14		
11/04	Chargers	S	39	26	235	66.7	6.0	9.0	2	1	42	4/33	89.2	5	41	16	0	L	17-25		
11/11	at Rams	S	26	17	176	65.4	6.8	10.4	3	0	29	4/35	123.2	9	92	21	0	L	31-36		
11/15	Packers	S	31	21	225	67.7	7.3	10.7	2	0	34	3/20	110.3	5	17	12	0	W	27-24		
11/25	at Panthers	S	31	22	339	71.0	10.9	15.4	2	0	54	2/17	128.3	3	4	7	0	W	30-27		
12/02	49ers	S	17	11	185	64.7	10.9	16.8	4	0	52t	3/22	140.9	4	14	7	0	W	43-16		
12/10	Vikings	S	20	10	72	50.0	3.6	7.2	0	1	14	2/12	37.9	7	61	40	0	W	21-7		
12/16	at 49ers	S	31	23	237	74.2	7.6	10.3	2	0	35t	3/20	117.3	5	15	5	0	L	23-26+		
12/23	Chiefs	S	29	18	271	62.1	9.3	15.1	3	0	45	3/17	127.2	8	57	26	0	W	38-31		
12/30	Cardinals	S	21	12	152	57.1	7.2	12.7	1	1	37	6/43	75.9	2	-2	1	0	W	27-24		
2018 TOTALS	16-16		427	280	3,448	65.6	8.1	12.3	35	7	66	51/355	110.9	67	376	40	0	10-6			

+ - Overtime

2017 GAME-BY-GAME REGULAR-SEASON STATISTICS (SEAHAWKS)

DATE	OPPONENT	P/S	PASSING												RUSHING					W/L	SCORE
			ATT	CMP	YDS	PCT	Y/A	Y/C	TD	INT	LG	SK/YD	RATE	ATT	YDS	LG	TD				
09/10	at Packers	S	27	14	158	51.9	5.9	11.3	0	0	34	3/23	69.7	2	40	29	0	L	9-17		
09/17	49ers	S	35	23	198	59.0	5.1	8.6	1	0	22	3/17	80.9	12	34	11	0	W	12-9		
09/24	at Titans	S	49	29	373	59.2	7.6	12.9	4	0	46	1/9	110.3	7	26	11	0	L	27-33		
10/01	Colts	S	26	21	295	80.8	11.3	14.0	2	2	41	3/12	107.5	4	38	23t	1	W	46-18		
10/08	at Rams	S	37	24	198	64.9	5.4	8.3	1	1	21	3/19	76.2	5	16	9	0	W	16-10		
10/22	at Giants	S	39	27	334	69.2	8.6	12.4	3	0	38t	1/13	121.1	2	10	7	0	W	24-7		
10/29	Texans	S	41	26	452	63.4	11.0	17.4	4	1	66	2/6	123.2	4	30	21	0	W	41-38		
11/05	Redskins	S	45	24	297	53.3	6.6	12.4	2	2	30t	2/8	70.3	10	77	13	0	L	14-17		
11/09	at Cardinals	S	32	22	238	68.8	7.4	10.8	2	0	54	5/26	111.2	5	19	10	0	W	22-16		
11/20	Falcons	S	42	26	258	61.9	6.1	9.9	2	1	29t	3/30	85.2	7	86	17	1	L	31-34		
11/26	at 49ers	S	34	20	228	58.8	6.7	11.4	2	1	26	0/0	86.4	7	25	11	1	W	24-13		
12/03	Eagles	S	31	20	227	64.5	7.3	11.4	3	0	47	2/18	118.6	6	31	10	0	W	24-10		
12/10	at Jaguars	S	30	17	171	54.8	8.7	15.9	3	3	74	2/11	76.9	5	50	19	0	L	24-30		
12/17	Rams	S	30	14	142	46.7	4.7	10.1	1	0	26t	7/71	71.8	5	39	15	0	L	7-42		
12/24	at Cowboys	S	21	14	93	66.7	4.4	6.6	2	0	20	3/33	107.8	9	29	14	0	W	21-12		
12/31	Cardinals	S	29	18	221	62.1	7.6	12.3	2	0	29t	3/26	108.5	5	36	31	0	L	24-26		
2017 TOTALS	16-16		553	339	3,983	61.3	7.2	11.7	34	11	74T	43/322	95.4	95	586	31	3	9-7			

2016 GAME-BY-GAME REGULAR-SEASON STATISTICS (SEAHAWKS)

DATE	OPPONENT	P/S	PASSING												RUSHING					W/L/T	SCORE
			ATT	CMP	YDS	PCT	Y/A	Y/C	TD	INT	LG	SK/YD	RATE	ATT	YDS	LG	TD				
09/11	Dolphins	S	43	27	258	62.8	6.0	9.6	1	1	24	3/18	77.5	4	16	9	0	W	12-10		
09/18	at Rams	S	35	22	254	62.9	7.3	11.5	0	0	53	2/15	84.7	5	14	8	0	L	3-9		
09/25	49ers	S	23	15	243	65.2	10.6	16.2	1	0	59	2/17	114.9	1	3	3	0	W	37-18		
10/02	at Jets	S	32	23	309	71.9	9.7	13.4	3	0	42t	2/21	133.5	5	-5	2	0	W	27-17		
10/16	Falcons	S	37	25	270	67.6	7.3	10.8	0	0	25	1/9	88.8	6	7	6	0	W	26-24		
10/23	at Cardinals	S	37	24	225	64.9	6.1	9.4	0	0	31	1/20	81.5	1	-2	-2	0	T	6-6+		
10/30	at Saints	S	34	22	253	64.7	7.4	11.5	0	1	27	1/11	74.8	3	11	5	0	L	20-25		
11/07	Bills	S	26	20	282	76.9	10.8	14.1	2	0	50	4/37	137.0	3	10	8	1	W	31-25		
11/13	at Patriots	S	37	25	348	67.6	9.4	13.9	3	0	39	3/24	124.6	3	6	6	0	W	31-24		
11/20	Eagles	S	31	18	272	58.1	8.8	15.1	1	0	44	1/0	97.8	8	19	7	0	W	26-15		
11/27	at Buccaneers	S	33	17	151	51.5	4.6	8.9	0	2	21	6/33	38.8	8	80	17	0	L	5-14		
12/04	Panthers	S	36	26	277	72.2	7.7	10.7	1	1	40	3/21	92.0	3	29	18	0	W	40-7		
12/11	at Packers	S	39	22	240	56.4	6.2	10.9	1	5	31	3/22	43.7	4	19	8	0	L	10-38		
12/15	Rams	S	26	19	229	73.1	8.8	12.1	3	1	57t	2/2	122.1	6	12	9	0	W	24-3		
12/24	Cardinals	S	45	29	350	64.4	7.8	12.1	4	0	42t	6/37	117.8	10	36	15	0	L	31-34		
01/01	at 49ers	S	32	19	258	59.4	8.1	13.6	1	0	42	1/6	95.6	2	4	4	0	W	25-23		
2016 TOTALS	16-16		546	353	4,219	64.7	7.7	12.0	21	11	59	41/293	92.6	72	259	18	1	10-5-1			

+ - Overtime

2015 GAME-BY-GAME REGULAR-SEASON STATISTICS (SEAHAWKS)

DATE	OPPONENT	P/S	PASSING												RUSHING					W/L	SCORE
			ATT	CMP	YDS	PCT	Y/A	Y/C	TD	INT	LG	SK/YD	RATE	ATT	YDS	LG	TD				
09/13	at Rams	S	41	32	251	78.0	6.1	7.8	1	1	23	6/32	90.1	8	31	10	0	L	31-34+		
09/20	at Packers	S	30	19	206	63.3	6.9	10.8	2	1	32	2/1	91.8	10	78	17	0	L	17-20		
09/27	Bears	S	30	20	235	66.7	7.8	11.8	1	0	30t	4/23	101.4	6	28	13	0	W	26-0		
10/05	Lions	S	26	20	287	76.9	11.0	14.4	1	0	50	6/52	125.0	10	40	15	0	W	13-10		
10/11	at Bengals	S	23	15	213	65.2	9.3	14.2	1	1	46	4/12	91.4	3	21	9	0	L	24-27+		
10/18	Panthers	S	30	18	241	60.0	8.0	13.4	1	0	45	4/22	96.7	8	53	24	0	L	23-27		
10/22	at 49ers	S	24	18	235	75.0	9.8	13.1	1	2	43t	5/23	84.5	7	20	9	0	W	20-3		
11/01	at Cowboys	S	30	19	210	63.3	7.0	11.1	1	1	22t	0/0	81.2	6	32	10	0	W	13-12		
11/15	Cardinals	S	32	14	240	43.8	7.5	17.1	1	1	40	2/12	67.2	6	52	20	0	L	32-39		
11/22	49ers	S	29	24	260	82.8	9.0	10.8	3	0	31t	2/7	138.5	9	30	8	0	W	29-13		
11/29	Steelers	S	30	21	345	70.0	11.5	16.4	5	0	80t	2/9	147.9	4	14	10	0	W	39-30		
12/06	at Vikings	S	27	21	274	77.8	10.1	13.0	3	0	53t	1/8	146.0	9	51	14	1	W	38-7		
12/13	at Ravens	S	32	23	292	71.9	9.1	12.7	5	0	49t	0/0	139.6	1	6	6	0	W	35-6		
12/20	Browns	S	30	21	249	70.0	8.3	11.9	3	0	39	2/8	128.3	5	46	16	0	W	30-13		
12/27	Rams	S	41	25	289	61.0	7.0	11.6	2	1	28	4/36	88.4	6	38	20	0	L	17-23		
01/03	at Cardinals	S	28	19	197	67.9	7.0	10.4	3	0	36	1/16	123.7	5	13	9	0	W	36-6		
2015 TOTALS		16-16	483	329	4,024	68.1	8.3	12.2	34	8	80T	45/265	110.1	103	553	24	1	10-6			

+ - Overtime

2014 GAME-BY-GAME REGULAR-SEASON STATISTICS (SEAHAWKS)

DATE	OPPONENT	P/S	PASSING												RUSHING					W/L	SCORE
			ATT	CMP	YDS	PCT	Y/A	Y/C	TD	INT	LG	SK/YD	RATE	ATT	YDS	LG	TD				
09/04	Packers	S	28	19	191	67.9	6.8	10.1	2	0	33t	1/0	110.9	7	29	13	0	W	36-16		
09/14	at Chargers	S	25	17	202	68.0	8.1	11.9	2	0	32	2/22	119.2	2	18	13	0	L	21-30		
09/21	Broncos	S	34	24	258	70.6	7.6	10.8	2	1	39t	3/20	99.9	9	40	9	0	W	26-20+		
10/06	at Redskins	S	24	18	201	75.0	8.4	11.2	2	0	36	3/23	127.3	11	22	29	1	W	27-17		
10/12	Cowboys	S	28	14	126	50.0	4.5	9.0	0	1	53	2/0	47.6	2	12	9t	1	L	23-30		
10/19	at Rams	S	36	23	313	63.9	8.7	13.6	2	0	49	3/21	110.1	7	106	52	1	L	26-28		
10/26	at Panthers	S	32	20	199	62.5	6.2	10.0	1	1	23t	1/8	77.5	6	35	15	0	W	13-9		
11/02	Raiders	S	35	17	179	48.6	5.1	10.5	0	0	39	1/2	60.9	8	31	19	0	W	30-24		
11/09	Giants	S	17	10	172	58.8	10.1	17.2	0	2	60	2/12	93.7	14	107	26	1	W	38-17		
11/16	at Chiefs	S	32	20	178	62.5	5.6	8.9	2	0	27	2/10	58.2	8	71	14	0	L	20-24		
11/23	Cardinals	S	22	17	211	77.3	9.6	12.4	1	0	48	7/42	121.6	10	73	40	0	W	19-3		
11/27	at 49ers	S	22	15	236	68.2	10.7	15.7	1	0	63	4/14	118.8	7	35	12	0	W	19-3		
12/07	at Eagles	S	37	22	263	59.5	7.1	12.0	2	0	25	2/11	99.3	10	48	26t	1	W	24-14		
12/14	49ers	S	24	12	168	50.0	7.0	14.0	1	1	47	5/30	69.4	5	27	19	0	W	17-7		
12/21	at Cardinals	S	31	20	339	64.5	10.9	17.0	2	0	80t	1/10	122.9	6	88	55	1	W	35-6		
12/28	Rams	S	25	17	239	68.0	9.6	14.1	0	1	38	3/17	119.9	6	7	6	0	W	20-6		
2014 TOTALS		16-16	452	285	3,475	63.1	7.7	12.2	20	7	80T	42/242	95.0	118	849	55	6	12-4			

+ - Overtime

2013 GAME-BY-GAME REGULAR-SEASON STATISTICS (SEAHAWKS)

DATE	OPPONENT	P/S	PASSING												RUSHING					W/L	SCORE
			ATT	CMP	YDS	PCT	Y/A	Y/C	TD	INT	LG	SK/YD	RATE	ATT	YDS	LG	TD				
09/08	at Panthers	S	33	25	320	75.8	9.7	12.8	1	0	43t	2/20	115.7	5	7	7	0	W	12-7		
09/15	49ers	S	19	8	142	42.1	7.5	17.8	1	1	51	4/24	63.9	10	33	11	0	W	29-3		
09/22	Jaguars	S	21	14	202	66.7	9.6	14.4	4	1	30	2/8	117.5	2	14	10	0	W	45-17		
09/29	at Texans	S	23	12	123	52.2	5.3	10.3	0	1	24	5/32	49.7	10	77	25	0	W	23-20+		
10/06	at Colts	S	31	15	210	48.4	6.8	14.0	2	1	28t	2/5	78.7	13	102	22	0	L	28-34		
10/13	Titans	S	31	23	257	74.2	8.3	11.2	0	0	55	2/4	98.5	10	61	23	0	W	20-13		
10/17	at Cardinals	S	29	18	235	62.1	8.1	13.1	3	0	32	3/26	122.1	8	29	11	0	W	34-22		
10/28	at Rams	S	18	10	139	55.6	7.7	13.9	2	0	80t	7/48	117.6	3	16	17	0	W	14-9		
11/03	Buccaneers	S	26	19	217	73.1	8.3	11.4	2	2	28	0/0	91.3	6	36	16	1	W	27-24+		
11/10	at Falcons	S	26	19	287	73.1	11.0	15.1	2	0	46	1/8	134.6	3	20	10	0	W	33-10		
11/17	Vikings	S	18	13	230	72.2	12.8	17.7	2	0	44	1/6	151.4	2	14	12	0	W	41-20		
12/02	Saints	S	30	22	310	73.3	10.3	14.1	3	0	60	1/8	139.6	8	47	15	0	W	34-7		
12/08	at 49ers	S	25	15	199	60.0	8.0	13.3	1	1	39t	2/21	81.9	1	2	2	0	L	17-19		
12/15	at Giants	S	27	18	206	66.7	7.6	11.4	1	1	30	4/29	86.3	8	50	16	0	W	23-0		
12/22	Cardinals	S	27	11	108	40.7	4.0	9.8	1	1	28	4/19	49.6	2	32	27	0	L	10-17		
12/29	Rams	S	23	15	172	65.2	7.5	11.5	1	0	47t	4/14	102.1	5	-1	8	0	W	27-9		
2013 TOTALS		16-16	407	257	3,357	63.1	8.2	13.1	26	9	80T	44/272	101.2	96	539	27	1	13-3			

+ - Overtime

2012 GAME-BY-GAME REGULAR-SEASON STATISTICS (SEAHAWKS)

DATE	OPPONENT	P/S	PASSING												RUSHING					W/L	SCORE
			ATT	CMP	YDS	PCT	Y/A	Y/C	TD	INT	LG	SK/YD	RATE	ATT	YDS	LG	TD				
09/09	at Cardinals	S	34	18	153	52.9	4.5	8.5	1	1	27	3/14	62.5	8	20	5	0	L	16-20		
09/16	Cowboys	S	20	15	151	75.0	7.6	10.1	1	0	22t	2/18	112.7	4	28	14	0	W	27-7		
09/24	Packers	S	21	10	130	47.6	6.2	13.0	2	0	41t	1/19	99.3	3	18	12	0	W	14-12		
09/30	at Rams	S	25	17	160	68.0	6.4	9.4	0	3	17	2/20	45.8	7	14	8	0	L	13-19		
10/07	at Panthers	S	25	19	221	76.0	8.8	11.6	1	2	30	2/9	82.3	5	12	9	0	W	16-12		
10/14	Patriots	S	27	16	293	59.3	10.9	18.3	3	0	51	2/10	133.7	5	17	9	0	W	24-23		
10/18	at 49ers	S	23	9	122	39.1	5.3	13.6	0	1	36	2/7	38.7	3	10	9	0	L	6-13		
10/28	at Lions	S	35	25	236	71.4	6.7	9.4	2	1	19	0/0	96.8	1	9	9	0	L	24-28		
11/04	Vikings	S	24	16	173	66.7	7.2	10.8	3	0	23	1/8	127.3	9	27	13	0	W	30-20		
11/11	Jets	S	19	12	188	63.2	9.9	15.7	2	0	38t	4/22	131.0	7	34	18	0	W	28-7		
11/25	at Dolphins	S	27	21	224	77.8	8.3	10.7	2	0	32	2/8	125.9	5	38	20	0	L	21-24		
12/02	at Bears	S	37	23	293	62.2	7.9	12.7	2	0	49	2/10	104.9	9	71	13	0	W	23-17+		
12/09	Cardinals	S	13	7	148	53.8	11.4	21.1	1	1	67	1/7	88.0	3	12	6	0	W	58-0		
12/16	at Bills	S	23	14	205	60.9	8.9	14.6	1	0	44	2/9	104.4	9	92	25t	3	W	50-17		
12/23	49ers	S	21	15	171	71.4	8.1	11.4	4	1	43	1/1	115.3	6	29	9	0	W	42-13		
12/30	Rams	S	19	15	250	78.9	13.2	16.7	1	0	49	6/41	136.3	10	58	15	1	W	20-13		
2012 TOTALS		16-16	393	252	3,118	64.1	7.9	12.4	26	10	67	33/203	100.0	94	489	25T	4	11-5			

+ - Overtime

2020 GAME-BY-GAME POSTSEASON STATISTICS (SEAHAWKS)

DATE	OPPONENT	P/S	PASSING											RUSHING				W/L	SCORE
			ATT	CMP	YDS	PCT	Y/A	Y/C	TD	INT	LG	SK/YD	RATE	ATT	YDS	LG	TD		
01/09	Rams	S	27	11	174	40.7	6.4	15.8	2	1	51t	5/32	72.1	4	50	23	0	L	20-30
2020 TOTALS		1-1	27	11	174	40.7	6.4	15.8	2	1	51T	5/32	72.1	4	50	23	0	0-1	

2019 GAME-BY-GAME POSTSEASON STATISTICS (SEAHAWKS)

DATE	OPPONENT	P/S	PASSING											RUSHING				W/L	SCORE
			ATT	CMP	YDS	PCT	Y/A	Y/C	TD	INT	LG	SK/YD	RATE	ATT	YDS	LG	TD		
01/05	at Eagles	S	30	18	325	60.0	10.8	18.1	1	0	53t	1/7	108.3	9	45	22	0	W	17-9
01/12	at Packers	S	31	21	277	67.7	8.9	13.2	1	0	31	5/12	106.5	7	64	22	0	L	23-28
2019 TOTALS		2-2	61	39	602	63.9	9.9	15.4	2	0	53T	6/19	107.4	16	109	22	0	1-1	

2018 GAME-BY-GAME POSTSEASON STATISTICS (SEAHAWKS)

DATE	OPPONENT	P/S	PASSING											RUSHING				W/L	SCORE
			ATT	CMP	YDS	PCT	Y/A	Y/C	TD	INT	LG	SK/YD	RATE	ATT	YDS	LG	TD		
01/05	at Cowboys	S	27	18	233	66.7	8.6	12.9	1	0	53	1/7	105.9	3	14	7	1	L	22-24
2018 TOTALS		1-1	27	18	233	66.7	8.6	12.9	1	0	53	1/7	105.9	3	14	7	1	0-1	

2016 GAME-BY-GAME POSTSEASON STATISTICS (SEAHAWKS)

DATE	OPPONENT	P/S	PASSING											RUSHING				W/L	SCORE
			ATT	CMP	YDS	PCT	Y/A	Y/C	TD	INT	LG	SK/YD	RATE	ATT	YDS	LG	TD		
01/07	Lions	S	30	23	224	76.7	7.5	9.7	2	0	42	3/14	119.3	3	-3	-1	0	W	26-6
01/14	at Falcons	S	30	17	225	56.7	7.5	13.2	2	2	40	3/17	75.0	6	49	14	0	L	20-36
2016 TOTALS		2-2	60	40	449	66.7	7.5	11.2	4	2	42	6/31	97.2	9	46	14	0	1-1	

2015 GAME-BY-GAME POSTSEASON STATISTICS (SEAHAWKS)

DATE	OPPONENT	P/S	PASSING											RUSHING				W/L	SCORE
			ATT	CMP	YDS	PCT	Y/A	Y/C	TD	INT	LG	SK/YD	RATE	ATT	YDS	LG	TD		
01/10	at Vikings	S	26	13	142	50.0	5.5	10.9	1	1	35	2/13	63.3	5	21	11	0	W	10-9
01/17	at Panthers	S	48	31	366	64.6	7.6	11.8	3	2	33t	5/41	91.1	3	32	14	0	L	24-31
2015 TOTALS		2-2	74	44	508	59.5	6.9	11.5	4	3	35	7/54	81.4	8	53	14	0	1-1	

2014 GAME-BY-GAME POSTSEASON STATISTICS (SEAHAWKS)

DATE	OPPONENT	P/S	PASSING											RUSHING				W/L	SCORE
			ATT	CMP	YDS	PCT	Y/A	Y/C	TD	INT	LG	SK/YD	RATE	ATT	YDS	LG	TD		
01/10	Panthers	S	22	15	268	68.2	12.2	17.9	3	0	63t	2/20	149.2	7	22	14	0	W	31-17
01/18	Packers	S	29	14	209	48.3	7.2	14.9	1	4	35t	5/25	44.3	7	25	15	1	W	28-22+
02/01	Patriots	S	21	12	247	57.1	11.8	20.6	2	1	45	3/13	110.6	3	39	17	0	L	24-28
2014 TOTALS		3-3	72	41	724	56.9	10.1	17.7	6	5	63T	10/58	90.3	17	86	17	1	2-1	

+ - Overtime

2013 GAME-BY-GAME POSTSEASON STATISTICS (SEAHAWKS)

DATE	OPPONENT	P/S	PASSING											RUSHING				W/L	SCORE
			ATT	CMP	YDS	PCT	Y/A	Y/C	TD	INT	LG	SK/YD	RATE	ATT	YDS	LG	TD		
01/11	Saints	S	18	9	103	50.0	5.7	11.4	0	0	25	3/0	67.6	3	16	8	0	W	23-15
01/19	49ers	S	25	16	215	64.0	8.6	13.4	1	0	51	4/22	104.6	5	0	3	0	W	23-17
02/02	at Broncos	S	25	18	206	72.0	8.2	11.4	2	0	37	0/0	123.1	3	26	16	0	W	43-8
2013 TOTALS		3-3	68	43	524	63.2	7.7	12.2	3	0	51	7/22	101.6	11	42	16	0	3-0	

2012 GAME-BY-GAME POSTSEASON STATISTICS (SEAHAWKS)

DATE	OPPONENT	P/S	PASSING											RUSHING				W/L	SCORE
			ATT	CMP	YDS	PCT	Y/A	Y/C	TD	INT	LG	SK/YD	RATE	ATT	YDS	LG	TD		
01/06	at Redskins	S	26	15	187	57.7	7.2	12.5	1	0	33	5/31	92.9	8	67	28	0	W	24-14
01/13	at Falcons	S	36	24	385	66.7	10.7	16.0	2	1	34	2/17	109.1	7	60	17	1	L	28-30
2012 TOTALS		2-2	62	39	572	62.9	9.2	14.7	3	1	34	7/48	102.4	15	127	28	1	1-1	

WON 10, LOST 7					MIKE TOMLIN (17 GAMES)				
09/08	W	18-10	at Atlanta	72,291					
09/15	W	13-6	at Denver	74,215					
09/22	W	20-10	L.A. Chargers	66,724					
09/29	L	24-27	at Indianapolis	66,376					
10/06	L	17-20	Dallas	67,380					
10/13	W	32-13	at Las Vegas	62,553					
10/20	W	37-15	N.Y. Jets	66,956					
10/28	W	26-18	N.Y. Giants	66,637					
11/10	W	28-27	at Washington	66,192					
11/17	W	18-16	Baltimore	67,551					
11/21	L	19-24	at Cleveland	67,431					
12/01	W	44-38	at Cincinnati	66,112					
12/08	W	27-14	Cleveland	66,845					
12/15	L	13-27	at Philadelphia	69,879					
12/21	L	17-34	at Baltimore	71,313					
12/25	L	10-29	Kansas City	67,311					
01/04	L	17-19	Cincinnati	65,631					

2024 TEAM STATISTICS

	PIT	OPP.
FIRST DOWNS	318	324
Rushing	122	108
Passing	158	193
Penalty	38	23
Third Down-Made/Att	90/228	72/204
Third Down Efficiency	39.5%	35.3%
Fourth Down-Made/Att	7/18	15/22
Fourth Down Efficiency	38.9%	68.2%

TOTAL NET YARDS	5,430	5,554
Avg. Per Game	319.4	326.7
Total Plays	1,081	1,034
Avg. Per Play	5.0	5.4

NET YARDS RUSHING	2,166	1,678
Avg. Per Game	127.4	98.7
Total Rushes	533	412
Avg. Per Rush	4.1	4.1

NET YARDS PASSING	3,264	3,876
Avg. Per Game	192.0	228.0
Sacked/Yards Lost	49/343	40/275
Gross Yards	3,607	4,151
Attempts/Completions	499/321	582/382
Pct. of Completion	64.3%	65.6%

PUNTS/AVERAGE	68/46.5	65/48.2
Net Punting Average	41.8	40.3

PUNT RETURN/AVG.	28/10.3	31/7.1
KICKOFF RETURN/AVG.	25/23.0	40/28.9

INTERCEPTION RETURN/AVG.	17/12.3	61/4.7
PENALTIES/YARDS	102/823	125/1039

FUMBLES/BALL LOST	22/11	32/16
TOUCHDOWNS	37	39

Rushing	14	14
Passing	21	23
Returns	2	2

EXTRA POINTS/ATTEMPTS	35/35	31/32
TWO POINT CONVERSION/ATT.	0/2	2/7

FIELD GOALS/ATTEMPTS	41/44	26/33
AVG. TIME OF POSSESSION	30:48	29:12

* SCORE BY PERIODS	Q1	Q2	Q3	Q4	OT	PTS
TEAM	48	121	100	111	0	380
OPPONENTS	112	84	32	119	0	347

SCORING	TD	RU	PA	RT	K-PAT	FG	2PT	S	PTS
C. Boswell	0	0	0	35/35	41/44	0	0	0	158
P. Friermuth	7	0	7	0/0	0/0	0	0	0	42
N. Harris	6	6	0	0/0	0/0	0	0	0	36
C. Austin III	5	0	4	1	0/0	0/0	0	0	30
J. Fields	5	5	0	0	0/0	0/0	0	0	30
G. Pickens	3	0	3	0	0/0	0/0	0	0	18
V. Jefferson	2	0	2	0	0/0	0/0	0	0	12
R. Wilson	2	2	0	0	0/0	0/0	0	0	12
C. Heyward	1	0	1	0	0/0	0/0	0	0	6
C. Patterson	1	0	1	0	0/0	0/0	0	0	6
M. Pruitt	1	0	1	0	0/0	0/0	0	0	6
J. Warren	1	1	0	0	0/0	0/0	0	0	6
D. Washington	1	0	1	0	0/0	0/0	0	0	6
M. Williams	1	0	1	0	0/0	0/0	0	0	6
P. Wilson	1	0	0	1	0/0	0/0	0	0	6
TEAM	37	14	21	2	35/35	41/44	0	0	380
OPPONENTS	39	14	23	2	31/32	26/33	2	0	347

* RUSHING	NO.	YDS.	AVG.	LONG	TD
N. Harris	263	1,043	4.0	36t	6
J. Warren	120	511	4.3	22	1
J. Fields	62	289	4.7	30	5
R. Wilson	43	153	3.6	19	2
C. Patterson	32	135	4.2	14	0
J. Ward	5	22	4.4	7	0
A. Shampkin	6	17	2.8	5	0
G. Pickens	6	-6	-3.0	4	0
TEAM	533	2,166	4.1	36t	14

OPPONENTS 412 1,678 4.1 41 45t 14

* RECEIVING	TAR	NO.	YDS.	AVG.	LONG	TD
G. Pickens	59	900	15.3	44	3	
P. Friermuth	78	65	653	10.0	30	7
C. Austin III	58	36	548	15.2	55t	4
N. Harris	48	36	283	7.9	32	0
J. Warren	47	38	310	8.2	29	2
V. Jefferson	40	24	276	11.5	43	0
D. Washington	25	19	200	10.5	29	1
C. Patterson	14	12	80	6.7	20	1
M. Williams	13	9	132	14.7	32t	1
M. Pruitt	10	6	40	6.7	18	1
S. Miller	9	6	60	13.8	21	0
C. Heyward	8	6	40	6.7	16t	1
B. Skowronek	5	5	69	13.8	23	0
B. Johnson	1	1	9	9.0	9	0
J. Pierre	1	0	0	0.0	0	0
TEAM	460	321	3,609	11.2	55t	21

OPPONENTS 556 380 4,164 11.0 57 23

* INTERCEPTIONS	NO.	YDS.	AVG.	LONG	TD
D. Jackson	5	88	17.6	49	0
B. Bishop Jr.	4	46	11.5	41	0
M. Fitzpatrick	1	25	25.0	25	0
J. Pierre	1	18	18.0	18	0
J. Porter Jr.	1	16	16.0	16	0
K. Benton	1	11	11.0	11	0
D. Kozisek	1	5	5.0	5	0
D. Elliott	1	0	0.0	0	0
C. Trice Jr.	1	0	0.0	0	0
P. Wilson	1	0	0.0	0	0
TEAM	17	209	12.3	49	0

OPPONENTS 6 88 14.7 51t 2

* FUMBLES	FUM	LST	FF	REC	TD
R. Wilson	5	4	0	2	0
P. Friermuth	3	2	0	1	0
C. Austin III	1	1	0	0	0
J. Fields	6	1	0	3	0
C. Patterson	1	1	0	0	0
G. Pickens	1	1	0	0	0
J. Warren	2	1	0	0	0
Z. Frazier	1	0	0	0	0
P. Smith	0	0	0	1	0
C. Waitman	1	0	0	1	0
P. Wilson	1	0	1	0	0
TEAM	22	11	1	11	0

OPPONENTS 32 16 0 8 0

* PUNTING	NO.	YDS.	AVG.	NET	TB	IN	LG	B
C. Waitman	65	3,015	46.4	41.9	5	27	71	0
C. Johnson	2	103	51.5	37.5	0	1	58	0
C. Boswell	1	43	43.0	43.0	0	0	43	0
TEAM	68	3,161	46.5	41.8	5	28	71	0

OPPONENTS 65 3,130 48.2 40.3 9 24 74 1 0

* PUNT RETURNS	RET	FC	YDS	AVG	LONG	TD
C. Austin III	28	15	289	10.3	73t	1
TEAM	28	15	289	10.3	73t	1

OPPONENTS 31 17 219 7.1 28 0

* KICKOFF RETURNS	NO.	YDS.	AVG.	LONG	TD
C. Patterson	11	240	21.8	33	0
J. Warren	9	227	25.2	35	0
A. Shampkin	4	101	25.3	32	0
M. Fitzpatrick	1	7	7.0	7	0
TEAM	25	575	23.0	35	0

OPPONENTS 40 1,157 28.9 56 0

* FIELD GOALS	1-19	20-29	30-39	40-49	50+
C. Boswell	0/0	9/9	12/12	7/8	13/15
TEAM	0/0	9/9	12/12	7/8	13/15

OPPONENTS 0/0 7/7 10/13 6/8 3/5

C. Boswell (57G, 51G, 44G, 56G, 40G, 25G) (22G, 53G) (62WR, 38G, 30G) (50G) (41G) (52G, 49G, 37G, 36G) (46G, 29G, 21G) (31G, 23G, 27G, 27G) (1, 32G, 52G, 32G, 57G, 27G, 50G) (58WR, 48G, 29G) (50G, 24G, 42G, 30G) (30G, 34G) (37G, 49G) (51G) (36G) (34G) (24G) (35G, 29G) (28G) (33G, 54G, 35G) (35G, 33G, 38G) (35B) (29G, 39G, 44G, 48G) (48G, 41G) (47WL, 50WL, 54G) (34G) (38WL, 43WR) (34G, 41G) (51G, 23G) (32G) (48G, 27G, 35G, 23G)

2-Pt Conv: TM 0-2, OPP 2-7

SACKS: T. Watt 11, 5 C. Heyward 8.0, A. Highsmith 6.0, N. Herbig 5.5, P. Smith 2.0, L. Ogunjobi 1.5, M. Adams Sr. 1.0, D. Lowry 1.0, K. Benton 1.0, E. Roberts 1.0, P. Queen 1.0, B. Bishop Jr. 0.5
 TD 11.0, OPP 4.0 FUM/LOST: J. Fields 6/1, R. Wilson 3/4, P. Friermuth 3/2, J. Warren 2/1, G. Pickens 1/1, C. Patterson 1/1, C. Austin III 1/1, C. Waitman 1/0, Z. Frazier 1/0, P. Wilson 1/0, TM 22/11, OPP 32/16

* PASSING	ATT	CMP	YDS.	CMP%	YDS/ATT	TD	TD%	INT	INT%	LONG	SACK	LOST	RATING
R. Wilson	336	214	2,482	63.7	7.4	16	4.8	5	1.5	46	33	219	95.6
J. Fields	161	106	1,106	65.8	6.9	5	3.1	1	0.6	55t	16	124	93.3
K. Allen	1	1	19	100.0	19.0	0	0.0	0	0.0	19	0	0	118.8
M. Killebrew	1	0	0	0.0	0.0	0	0.0	0	0.0	0	0	0	39.6
TEAM	499	321	3,607	64.3	7.2	21	4.2	6	1.2	55t	49	343	94.8

OPPONENTS 582 382 4,151 65.6 7.1 23 4.0 17 2.9 57 40 275 87.5

POS.	PLAYER	TKL.	AST.	TOTAL	TFL	SACKS/YDS.	PR	FR	FF	INT./YDS.	PD
LB	Patrick Queen	65	64	129	6	1.0/4.0	5	1	2	0/0	7
S	DeShon Elliott	73	35	108	5	0.0/0.0	2	3	2	1/0	6
S	Minkah Fitzpatrick	62	34	96	1	0.0/0.0	0	0	1	1/25	4
LB	Payton Wilson	47	25	72	3	0.0/0.0	2	2	1	1/0	2
DT	Cameron Heyward	35	36	71	12	8.0/62.0	20	0	0	0/0	11
CB	Joey Porter Jr.	53	17	70	2	0.0/0.0	0	0	0	1/16	7
LB	T.J. Watt	40	21	61	19	11.5/79.5	27	2	6	0/0	4
LB	Elandon Roberts	24	22	46	5	1.0/9.0	4	0	1	0/0	0
LB	Alex Highsmith	28	17	45	9	6.0/40.0	13	0	1	0/0	2
DT	Larry Ogunjobi	16	25	41	5	1.5/11.0	7	0	0	0/0	0
CB	Beanie Bishop Jr.	25	14	39	2	0.5/3.0	1	1	0	4/46	7
CB	Donte Jackson	28	10	38	2	0.0/0.0	0	1	0	5/88	8
DT	Keanu Benton	16	19	35	2	1.0/11.0	8	1	0	1/11	6
S	Damontae Kazee	22	9	31	0	0.0/0.0	0	0	0	1/5	2
LB	Nick Herbig	13	9	22	5	5.5/41.5	11	1	4	0/0	0
CB	Cory Trice Jr.	15	6	21	1	0.0/0.0	0	0	0	1/0	2
DT	Isaiahh Loudermilk	10	8	18	0	0.0/0.0	0	0	0	0/0	1
CB	Cameron Sutton	7	8	15	0	0.0/0.0	0	0	0	0/0	3
DT	Montravius Adams Sr.	9	5	14	2	1.0/9.0	1	0	0	0/0	0
LB	Preston Smith	6	7	13	3	2.0/5.0	2	1	0	0/0	0
CB	James Pierre	8	4	12	0	0.0/0.0	0	0	0	1/18	3
S	Terrell Edmunds	4	1	5	0	0.0/0.0	0	0	0	0/0	0
DL	Dean Lowry	1	4	5	0	1.0/0.0	1	0	0	0/0	1
LB	Jeremiah Moon	1	1	2	0	0.0/0.0	0	0	0	0/0	0
DE	DeMarvin Leal	0	2	2	0	0.0/0.0	1	0	0	0/0	0
LB	Eku Leota	1	0	1	0	0.0/0.0	0	0	0	0/0	0
LB	Mark Robinson	1	0	1	0	0.0/0.0	0	0	0	0/0	0
LB	Ade Ogundeji	0	0	0	0	0.0/0.0	0	0	0	0/0	1
STEELERS TOTALS		610	403	1,013	84	40.0/275.0	105	13	18	17/209	77
OPP. TOTALS		649	489	1,138	99	49.0/343.0	118	10	13	6/88	54

Ast.=Assist, TFL=Tackle for a Loss, PR=Pressures, Int.=Interception, FR=Fumble Recovery, FF=Forced Fumble, PD=Pass Defense

2024 STEELERS SPECIAL TEAMS				DEFENSIVE STATS BY RANK										
POS.	PLAYER	TKL.	AST.	COMB.	SACKS		INTERCEPTIONS		TACKLES FOR LOSS		PASSES DEFENSED		PRESSURES	
					PLAYER	NO.	PLAYER	NO.	PLAYER	NO.	PLAYER	NO.	PLAYER	NO.
S	Killebrew, Miles	8	5	13	T. Watt	11.5	D. Jackson	5	T. Watt	19	C. Heyward	11	T. Watt	27
CB	Pierre, James	9	2	11	C. Heyward	8.0	B. Bishop Jr.	4	C. Heyward	12	D. Jackson	8	C. Heyward	20
TE	Heyward, Connor	6	2	8	A. Highsmith	6.0	K. Benton	1	A. Highsmith	9	B. Bishop Jr.	7	A. Highsmith	13
LB	Moon, Jeremiah	4	3	7	N. Herbig	5.5	D. Elliott	1	P. Queen	6	J. Porter Jr.	7	N. Herbig	11
WR	Skowronek, Ben	4	3	7	P. Smith	2.0	M. Fitzpatrick	1	D. Elliott	5	P. Queen	7	K. Benton	8
CB	Bishop Jr., Beanie	5	1	6	L. Ogunjobi	1.5	D. Kazee	1	N. Herbig	5	K. Benton	6	L. Ogunjobi	7
LB	Wilson, Payton	2	4	6	M. Adams Sr.	1.0	J. Pierre	1	L. Ogunjobi	5	D. Elliott	6	P. Queen	5
LB	Robinson, Mark	5	0	5	K. Benton	1.0	J. Porter Jr.	1	E. Roberts	5	M. Fitzpatrick	4	E. Roberts	4
LB	Matakevich, Tyler	4	0	4	D. Lowry	1.0	C. Trice Jr.	1	P. Smith	3	T. Watt	4	D. Elliott	2
DE	Leal, DeMarvin	2	0	2	P. Queen	1.0	P. Wilson	1	P. Wilson	3	J. Pierre	3	P. Smith	2
S	Edmunds, Terrell	1	1	2	E. Roberts	1.0			M. Adams Sr.	2	C. Sutton	3	P. Wilson	2
LS	Kuntz, Christian	1	1	2	B. Bishop Jr.	0.5			K. Benton	2	A. Highsmith	2	M. Adams Sr.	1
RB	Ward, Jonathan	1	1	2					B. Bishop Jr.	2	D. Kazee	2	B. Bishop Jr.	1
WR	Miller, Scotty	1	0	1					D. Jackson	2	C. Trice Jr.	2	D. Leal	1
TE	Pruitt, MyCole	1	0	1					J. Porter Jr.	2	P. Wilson	2	D. Lowry	1
TE	Williams, Rod	1	0	1					M. Fitzpatrick	1	I. Loudermilk	1		
									D. Lowry	1	D. Lowry	1		
	TOTALS	55	23	78					C. Trice Jr.	1	A. Ogundeji	1		

PLAYER	TACKLES	SOLO	ASSISTS	FOR FUMBLES	FUMBLE REC	BLKD FG	BLKD PAT	BLKD PUNT
Miles Killebrew	13	8	5	0	0	0	0	0
James Pierre	11	9	2	2	0	0	0	0
Connor Heyward	8	6	2	0	1	0	0	0
Jeremiah Moon	7	4	3	0	0	0	0	1
Ben Skowronek	7	4	3	0	2	0	0	0
Beanie Bishop Jr.	6	5	1	0	0	0	0	0
Payton Wilson	6	2	4	0	0	0	0	0
Mark Robinson	5	5	0	2	0	0	0	0
Tyler Matakevich	4	4	0	0	0	0	0	0
DeMarvin Leaf	2	2	0	0	0	0	0	0
Terrell Edmunds	2	1	1	0	0	0	0	0
Christian Kuntz	2	1	1	0	0	0	0	0
Jonathan Ward	2	1	1	0	0	0	0	0
Scotty Miller	1	1	0	0	0	0	0	0
MyCole Pruitt	1	1	0	0	0	0	0	0
Rod Williams	1	1	0	0	0	0	0	0
Nick Herbig	0	0	0	0	1	0	0	0
Isaiah Loudermilk	0	0	0	0	0	1	0	0
Dean Lowry	0	0	0	0	0	1	0	0
2024 TOTALS	78	55	23	4	4	2	0	1

OFFENSE														
DATE	OPPONENT	WR	LT	LG	C	RG	RT	OL	TE	RB	QB	WR	TE	
9/8	at Atlanta	V. Jefferson	D. Moore Jr	S. Anderson	Z. Frazier	J. Daniels	B. Jones	--	D. Washington	N. Harris	J. Fields	G. Pickens	--	M. Pruitt
9/15	at Denver	V. Jefferson	D. Moore Jr	S. Anderson	Z. Frazier	J. Daniels	T. Fautan	--	M. Pruitt	N. Harris	J. Fields	G. Pickens	--	C. Heyward
9/22	L.A. Chargers	V. Jefferson	D. Moore Jr	S. Anderson	Z. Frazier	J. Daniels	B. Jones	--	P. Freiermuth	N. Harris	J. Fields	G. Pickens	C. Patterson	--
9/29	at Indianapolis	--	D. Moore Jr	M. McCormick	Z. Frazier	J. Daniels	B. Jones	--	P. Freiermuth	N. Harris	J. Fields	G. Pickens	--	D. Washington
10/6	Dallas	V. Jefferson	D. Moore Jr	I. Seumalo	Z. Frazier	M. McCormick	B. Jones	--	P. Freiermuth	N. Harris	J. Fields	G. Pickens	C. Austin III	--
10/13	at Las Vegas	V. Jefferson	D. Moore Jr	I. Seumalo	Z. Frazier	M. McCormick	B. Jones	--	P. Freiermuth	N. Harris	J. Fields	G. Pickens	--	D. Washington
10/20	N.Y. Jets	V. Jefferson	D. Moore Jr	I. Seumalo	R. McCollum	M. McCormick	B. Jones	--	P. Freiermuth	N. Harris	R. Wilson	--	--	D. Washington
10/28	N.Y. Giants	V. Jefferson	D. Moore Jr	I. Seumalo	R. McCollum	M. McCormick	B. Jones	--	P. Freiermuth	N. Harris	R. Wilson	G. Pickens	C. Austin III	--
11/10	at Washington	V. Jefferson	D. Moore Jr	I. Seumalo	Z. Frazier	M. McCormick	B. Jones	--	D. Washington	N. Harris	R. Wilson	G. Pickens	C. Austin III	--
11/17	Baltimore	V. Jefferson	D. Moore Jr	I. Seumalo	Z. Frazier	M. McCormick	B. Jones	S. Anderson	D. Washington	N. Harris	R. Wilson	G. Pickens	--	--
11/21	at Cleveland	V. Jefferson	D. Moore Jr	I. Seumalo	Z. Frazier	M. McCormick	B. Jones	--	M. Pruitt	N. Harris	R. Wilson	B. Skowronek	--	C. Heyward
12/1	at Cincinnati	M. Williams	D. Moore Jr	I. Seumalo	Z. Frazier	M. McCormick	B. Jones	--	P. Freiermuth	N. Harris	R. Wilson	G. Pickens	C. Austin III	--
12/8	Cleveland	C. Austin III	D. Moore Jr	I. Seumalo	Z. Frazier	M. McCormick	B. Jones	--	P. Freiermuth	N. Harris	R. Wilson	--	--	D. Washington
12/15	at Philadelphia	V. Jefferson	D. Moore Jr	I. Seumalo	Z. Frazier	M. McCormick	B. Jones	--	D. Washington	N. Harris	R. Wilson	--	--	C. Heyward
12/21	at Baltimore	S. Miller	D. Moore Jr	I. Seumalo	Z. Frazier	M. McCormick	B. Jones	--	P. Freiermuth	N. Harris	R. Wilson	--	C. Austin III	M. Pruitt
12/25	Kansas City	M. Williams	D. Moore Jr	I. Seumalo	Z. Frazier	M. McCormick	B. Jones	--	P. Freiermuth	N. Harris	R. Wilson	G. Pickens	C. Austin III	--
1/4	Cincinnati	V. Jefferson / G. Pickens / C. Austin III	--	--	Z. Frazier	--	--	I. Seumalo	--	N. Harris	R. Wilson	--	--	--

DEFENSE															
DATE	OPPONENT	DE	DT	NT	LOLB	LILB	RILB	ROLB	LCB	FS	SS	RCB	NCB	CB	S
9/8	at Atlanta	L. Ogunjobi	C. Heyward	K. Bento	T. Watt	P. Queen	E. Roberts	A. Highsmith	D. Jackson	M. Fitzpatrick	D. Elliott	J. Porter Jr	--	--	--
9/15	at Denver	L. Ogunjobi	C. Heyward	K. Bento	T. Watt	P. Queen	E. Roberts	A. Highsmith	D. Jackson	M. Fitzpatrick	D. Elliott	J. Porter Jr	--	--	--
9/22	L.A. Chargers	L. Ogunjobi	C. Heyward	K. Bento	T. Watt	P. Queen	E. Roberts	A. Highsmith	D. Jackson	M. Fitzpatrick	D. Elliott	J. Porter Jr	--	--	--
9/29	at Indianapolis	L. Ogunjobi	C. Heyward	--	T. Watt	P. Queen	--	N. Herbig	D. Jackson	M. Fitzpatrick	D. Elliott	J. Porter Jr	B. Bishop Jr	--	--
10/6	Dallas	L. Ogunjobi	C. Heyward	K. Bento	T. Watt	P. Queen	E. Roberts	N. Herbig	D. Jackson	M. Fitzpatrick	D. Elliott	J. Porter Jr	--	--	--
10/13	at Las Vegas	L. Ogunjobi	C. Heyward	K. Bento	T. Watt	P. Queen	E. Roberts	J. Moon	D. Jackson	M. Fitzpatrick	D. Elliott	J. Porter Jr	--	--	--
10/20	N.Y. Jets	L. Ogunjobi	C. Heyward	--	T. Watt	P. Queen	P. Wilson	A. Highsmith	D. Jackson	M. Fitzpatrick	D. Elliott	J. Porter Jr	B. Bishop Jr	--	--
10/28	N.Y. Giants	L. Ogunjobi	C. Heyward	--	T. Watt	P. Queen	P. Wilson	A. Highsmith	D. Jackson	M. Fitzpatrick	D. Elliott	J. Porter Jr	B. Bishop Jr	--	--
11/10	at Washington	L. Ogunjobi	C. Heyward	K. Bento	T. Watt	P. Queen	P. Wilson	A. Highsmith	D. Jackson	M. Fitzpatrick	D. Elliott	J. Porter Jr	B. Bishop Jr	--	--
11/17	Baltimore	--	C. Heyward	K. Bento	T. Watt	P. Queen	E. Roberts	N. Herbig	D. Jackson	M. Fitzpatrick	D. Elliott	J. Porter Jr	B. Bishop Jr	--	--
11/21	at Cleveland	L. Ogunjobi	C. Heyward	K. Bento	T. Watt	P. Queen	E. Roberts	N. Herbig	D. Jackson	M. Fitzpatrick	C. Sutton	J. Porter Jr	--	--	--
12/1	at Cincinnati	L. Ogunjobi	C. Heyward	K. Bento	T. Watt	P. Queen	E. Roberts	N. Herbig	D. Jackson	M. Fitzpatrick	D. Elliott	J. Porter Jr	--	--	--
12/8	Cleveland	L. Ogunjobi	C. Heyward	K. Bento	T. Watt	P. Queen	E. Roberts	A. Highsmith	D. Jackson	M. Fitzpatrick	D. Elliott	J. Porter Jr	--	--	--
12/15	at Philadelphia	D. Lowry	C. Heyward	K. Bento	T. Watt	P. Queen	E. Roberts	A. Highsmith	D. Jackson	M. Fitzpatrick	D. Kazee	J. Porter Jr	--	--	--
12/21	at Baltimore	--	C. Heyward	K. Bento	T. Watt	P. Queen	E. Roberts	A. Highsmith	J. Pierre	M. Fitzpatrick	--	J. Porter Jr	B. Bishop Jr	P. Wilson	--
12/25	Kansas City	--	C. Heyward	K. Bento	T. Watt	P. Queen	E. Roberts	A. Highsmith	D. Jackson	M. Fitzpatrick	D. Elliott	J. Pierre	C. Sutton	--	--
1/4	Cincinnati	--	C. Heyward / L. Ogunjobi / K. Bento	--	--	--	--	--	--	--	--	--	--	J. Porter Jr. / C. Trice Jr.	D. Elliott / M. Fitzpatrick

Rookies underlined.

INDIVIDUAL SINGLE-GAME HIGHS				OPPONENT	DATE	OPPONENT SINGLE-GAME HIGHS			DATE
RUSHING									
Rushing Yards	114	Najee Harris	vs. Giants	10/28	162	Derrick Henry	at Ravens	12/21	
Rushing Attempts	21	Najee Harris	at Commanders	11/10	24	Derrick Henry	at Ravens	12/21	
		Najee Harris	vs. Jets	10/20					
Rushing Average	7.6	Najee Harris	at Raiders	10/13	7.3	Tyrone Tracy Jr.	vs. Giants	10/28	
Rushing Touchdowns	2	Justin Fields	at Raiders	10/13	2	Nick Chubb	at Browns	11/21	
		Justin Fields	at Colts	09/29		Austin Ekeler	at Commanders	11/10	
RECEIVING									
Pass Receptions	8	Pat Freiermuth	vs. Bengals	01/04	11	DeVonta Smith	at Eagles	12/15	
		George Pickens	vs. Ravens	11/17					
Receiving Yards	113	George Pickens	at Colts	09/29	113	Terry McLaurin	at Commanders	11/10	
						Michael Pittman Jr.	at Colts	09/29	
Touchdown Receptions	1	Pat Freiermuth	vs. Bengals	01/04	1	Ja'Marr Chase	vs. Bengals	01/04	
		Cordarrelle Patterson	at Ravens	12/21		Travis Kelce	vs. Chiefs	12/25	
		MyCole Pruitt	at Ravens	12/21		Justin Watson	vs. Chiefs	12/25	
		Pat Freiermuth	at Eagles	12/15		Xavier Worthy	vs. Chiefs	12/25	
		Pat Freiermuth	vs. Browns	12/08		Mark Andrews	at Ravens	12/21	
		Van Jefferson	vs. Browns	12/08		Rashod Bateman	at Ravens	12/21	
		Calvin Austin III	at Bengals	12/01		Isaiah Likely	at Ravens	12/21	
		Pat Freiermuth	at Bengals	12/01		A.J. Brown	at Eagles	12/15	
		George Pickens	at Bengals	12/01		DeVonta Smith	at Eagles	12/15	
		Calvin Austin III	at Browns	11/21		Jerry Jeudy	vs. Browns	12/08	
		Pat Freiermuth	at Commanders	11/10		David Njoku	vs. Browns	12/08	
		George Pickens	at Commanders	11/10		Ja'Marr Chase	at Bengals	12/01	
		Mike Williams	at Commanders	11/10		Tee Higgins	at Bengals	12/01	
		Calvin Austin III	vs. Giants	10/28		Andrei Iosivas	at Bengals	12/01	
		Van Jefferson	vs. Jets	10/20		Zay Flowers	vs. Ravens	11/17	
		George Pickens	vs. Jets	10/20		Tyler Conklin	vs. Jets	10/20	
		...1 more.				...3 more.			
PASSING									
Passes Attempted	38	Russell Wilson	at Bengals	12/01	46	Joe Burrow	vs. Bengals	01/04	
Passes Completed	29	Russell Wilson	at Bengals	12/01	37	Joe Burrow	vs. Bengals	01/04	
Completion Percentage	78.1	Justin Fields	vs. Chargers	09/22	80.4	Joe Burrow	vs. Bengals	01/04	
Passing Yards	414	Russell Wilson	at Bengals	12/01	352	Dak Prescott	vs. Cowboys	10/06	
Yards Per Attempt	10.9	Russell Wilson	at Bengals	12/01	9.1	Jalen Hurts	at Eagles	12/15	
Touchdown Passes	3	Russell Wilson	at Bengals	12/01	3	Patrick Mahomes	vs. Chiefs	12/25	
		Russell Wilson	at Commanders	11/10		Lamar Jackson	at Ravens	12/21	
						Joe Burrow	at Bengals	12/01	
Interceptions Thrown	1	Russell Wilson	vs. Chiefs	12/25	2	Jameis Winston	vs. Browns	12/08	
		Russell Wilson	at Ravens	12/21		Aaron Rodgers	vs. Jets	10/20	
		Russell Wilson	at Bengals	12/01		Dak Prescott	vs. Cowboys	10/06	
		Russell Wilson	vs. Ravens	11/17		Bo Nix	at Broncos	09/15	
		Russell Wilson	at Commanders	11/10		Kirk Cousins	at Falcons	09/08	
		Justin Fields	vs. Chargers	09/22					
PUNT RETURNS									
Punt Returns	5	Calvin Austin III	at Broncos	09/15	4	Kadarius Toney	vs. Browns	12/08	
Punt Return Yards	73	Calvin Austin III	vs. Giants	10/28	44	Kadarius Toney	vs. Browns	12/08	
KICKOFF RETURNS									
Kickoff Returns	4	Aaron Shampklin	vs. Cowboys	10/06	5	Jermaine Burton	at Bengals	12/01	
Kickoff Return Yards	101	Aaron Shampklin	vs. Cowboys	10/06	146	Jermaine Burton	at Bengals	12/01	
PUNTS									
Punts	8	Corliss Waitman	at Broncos	09/15	7	JK Scott	vs. Chargers	09/22	
Punts Inside the 20	3	Corliss Waitman	at Ravens	12/21	3	Corey Bojorquez	vs. Browns	12/08	
		Corliss Waitman	at Commanders	11/10		JK Scott	vs. Chargers	09/22	
		Corliss Waitman	vs. Jets	10/20		Riley Dixon	at Broncos	09/15	
Punting Average	56.5	Corliss Waitman	vs. Ravens	11/17	56.7	AJ Cole	at Raiders	10/13	
INTERCEPTIONS									
Interceptions Made	2	Beanie Bishop Jr.	vs. Jets	10/20	1	Justin Reid	vs. Chiefs	12/25	
						Marlon Humphrey	at Ravens	12/21	
						Cam Taylor-Britt	at Bengals	12/01	
						Marlon Humphrey	vs. Ravens	11/17	
						Jeremy Chinn	at Commanders	11/10	
						Bud Dupree	vs. Chargers	09/22	
INT Return Yards	49	Donte Jackson	at Falcons	09/08	51	Cam Taylor-Britt	at Bengals	12/01	
TACKLES									
Tackles	13	DeShon Elliott	vs. Browns	12/08	14	Bobby Okereke	vs. Giants	10/28	
		Patrick Queen	at Raiders	10/13					
Sacks	2.0	T.J. Watt	at Eagles	12/15	3.5	Trey Hendrickson	vs. Bengals	01/04	
		Cameron Heyward	vs. Browns	12/08					

		T.J. Watt	at Bengals	12/01				
		Cameron Heyward	at Commanders	11/10				
		Alex Highsmith	vs. Giants	10/28				
		T.J. Watt	vs. Giants	10/28				
		Nick Herbig	vs. Chargers	09/22				
SCORING								
Touchdowns	2	Justin Fields	at Raiders	10/13	2	Nick Chubb	at Browns	11/21
		Justin Fields	at Colts	09/29		Austin Ekeler	at Commanders	11/10
Field Goals Attempted	6	Chris Boswell	vs. Ravens	11/17	4	Cade York	vs. Bengals	01/04
		Chris Boswell	at Falcons	09/08		Greg Joseph	vs. Giants	10/28
Field Goals Made	6	Chris Boswell	vs. Ravens	11/17	4	Cade York	vs. Bengals	01/04
		Chris Boswell	at Falcons	09/08		Greg Joseph	vs. Giants	10/28
MISC. YARDS								
Yards From Scrimmage	131	Najee Harris	vs. Giants	10/28	189	Derrick Henry	at Ravens	12/21
Combined Net Yards	151	Jaylen Warren	at Commanders	11/10	189	Derrick Henry	at Ravens	12/21
LONGEST PLAYS								
			OPPONENT	DATE			OPPONENT	INDIVIDUAL LONGEST PLAYS
								DATE
RUSHING								
Run From Scrimmage	36	Najee Harris	at Raiders	10/13	45	Tyrone Tracy Jr.	vs. Giants	10/28
Touchdown Run	36	Najee Harris	at Raiders	10/13	45	Tyrone Tracy Jr.	vs. Giants	10/28
RECEIVING								
Pass Reception	55	Calvin Austin III	vs. Chargers	09/22	57	Breece Hall	vs. Jets	10/20
Touchdown Reception	55	Calvin Austin III	vs. Chargers	09/22	35	Jerry Jeudy	vs. Browns	12/08
PASSING								
Passing Long	55	Justin Fields	vs. Chargers	09/22	57	Aaron Rodgers	vs. Jets	10/20
Touchdown Pass Long	55	Justin Fields	vs. Chargers	09/22	35	Jameis Winston	vs. Browns	12/08
RETURNS								
Longest Own Fumble Return	1	Preston Smith	at Bengals	12/01				
Longest Opponent's Fumble Return	22	Payton Wilson	at Bengals	12/01	3	Chris Lammons	at Colts	09/29
Punt Return	73	Calvin Austin III	vs. Giants	10/28	28	Avery Williams	at Falcons	09/08
Kickoff Return	35	Jaylen Warren	at Commanders	11/10	56	Jerome Ford	vs. Browns	12/08
Interception Return	49	Donte Jackson	at Falcons	09/08	51	Cam Taylor-Britt	at Bengals	12/01
Longest INT Return for TD					51	Cam Taylor-Britt	at Bengals	12/01
KICKING								
Punt	71	Corliss Waitman	vs. Ravens	11/17	74	Tress Way	at Commanders	11/10
Field Goal	57	Chris Boswell	vs. Ravens	11/17	55	Brandon Aubrey	vs. Cowboys	10/06
		Chris Boswell	at Falcons	09/08				
Field Goal Attempt	62	Chris Boswell	vs. Chargers	09/22	55	Brandon Aubrey	vs. Cowboys	10/06

100-YARD PASS RECEIVERS							
DATE	OPPONENT	PLAYER	REC.	YDS.	AVG.	LG	TD
9/29	at Colts	George Pickens	7	113	16.1	38	0
10/20	vs. Jets	George Pickens	5	111	22.2	44	1

100-YARD RUSHERS							
DATE	OPPONENT	PLAYER	ATT.	YDS.	AVG.	LG	TD
10/13	at Raiders	Najee Harris	14	106	7.6	36T	1
10/20	vs. Jets	Najee Harris	21	102	4.9	34	1
10/28	vs. Giants	Najee Harris	19	114	6.0	26	0

300-YARD PASSERS							
DATE	OPPONENT	PLAYER	ATT.	YDS.	COMP.	LG	TD
9/29	at Colts	Justin Fields	34	312	22	38	1
12/1	at Bengals	Russell Wilson	38	414	29	43	3

2024 OPPONENTS' BIG YARDAGE GAMES

100-YARD PASS RECEIVERS							
DATE	OPPONENT	PLAYER	REC.	YDS.	AVG.	LG	TD
9/29	at Colts	Michael Pittman Jr.	6	113	18.8	32	0
10/20	vs. Jets	Breece Hall	6	103	17.2	57	0
10/28	vs. Giants	Darius Slayton	4	108	27.0	43	0
11/10	at Commanders	Terry McLaurin	5	113	22.6	54	0
12/15	at Eagles	A.J. Brown	8	110	13.8	21	1
12/15	at Eagles	DeVonta Smith	11	109	9.9	22	1
12/21	at Ravens	Zay Flowers	5	100	20.0	49	0

100-YARD RUSHERS							
DATE	OPPONENT	PLAYER	ATT.	YDS.	AVG.	LG	TD
10/28	vs. Giants	Tyrone Tracy Jr.	20	145	7.3	45T	1
12/21	at Ravens	Derrick Henry	24	162	6.8	44	0

300-YARD PASSERS							
DATE	OPPONENT	PLAYER	ATT.	YDS.	COMP.	LG	TD
10/6	vs. Cowboys	Dak Prescott	42	352	29	48	2
12/1	at Bengals	Joe Burrow	38	309	28	49	3
12/25	vs. Chiefs	Patrick Mahomes	38	320	29	49	3

DATE	OPPONENT	QTR	STEELERS PLAYER	YDS.	DOWN	RESULT	QTR	OPP. PLAYER	YDS.	DOWN	RESULT
09/08	at Atlanta	2	J. Fields -> G. Pickens	33	1-10-PIT 42	Field Goal	2	K. Cousins -> R. McCloud III	20	1-10-ATL 22	Touchdown
		3	J. Fields -> G. Pickens	40	1-10-PIT 32	Field Goal					
09/15	at Denver		NONE				3	B. Nix -> C. Sutton	26	3-7-DEN 18	Interception
							3	B. Nix -> J. Reynolds	49	1-10-DEN 44	Interception
							4	B. Nix -> J. Reynolds	22	4-6-PIT 42	Field Goal
							4	B. Nix -> L. Humphrey	27	1-10-DEN 31	Field Goal
09/22	L.A. Chargers	2	J. Fields -> S. Miller	20	3-4-LAC 32	Touchdown	1	J. Herbert -> Q. Johnston	27T	2-9-PIT 27	Touchdown
		2	J. Fields -> G. Pickens	27	2-1-PIT 23	Missed FG					
		3	J. Fields -> C. Austin III	25	3-14-LAC 42	Field Goal					
		4	J. Fields -> C. Austin III	55T	2-8-PIT 45	Touchdown					
09/29	at Indianapolis	2	J. Fields -> D. Washington	20	2-9-PIT 46	Fumble	1	A. Richardson -> M. Pittman Jr.	32	1-10-IND 30	Touchdown
		2	J. Fields -> P. Freiermuth	29	2-14-PIT 21	Field Goal	1	A. Richardson -> M. Pittman Jr.	28	1-10-IND 14	Touchdown
		3	J. Fields -> G. Pickens	38	2-9-PIT 45	Touchdown	2	J. Flacco -> M. Pittman Jr.	22	1-10-IND 28	Punt
		4	J. Fields -> N. Harris	32	1-10-PIT 43	Touchdown	3	J. Flacco -> J. Downs	25	3-7-PIT 40	Touchdown
		4	J. Fields -> G. Pickens	37	3-2-PIT 38	Touchdown					
10/06	Dallas	3	J. Fields -> N. Harris	20	1-10-PIT 27	Punt	1	D. Prescott -> C. Lamb	27	3-14-DAL 20	Fumble
		4	J. Fields -> G. Pickens	21	3-1-DAL 34	Touchdown	2	D. Prescott -> J. Ferguson	27	2-8-PIT 40	Field Goal
							2	D. Prescott -> J. Tolbert	48	3-4-DAL 21	Interception
							3	D. Prescott -> K. Turpin	34	3-5-DAL 45	Blocked FG,
							4	D. Prescott -> R. Dowdle	22T	2-10-PIT 22	Downs
											Touchdown
10/13	at Las Vegas	2	J. Fields -> C. Austin III	20	3-11-PIT 19	Punt	3	A. O'Connell -> D. Turner	30	2-8-LV 32	Fumble
		4	J. Fields -> G. Pickens	31	2-8-LV 34	Field Goal					
10/20	N.Y. Jets	2	R. Wilson -> G. Pickens	44	2-17-PIT 24	Field Goal	2	A. Rodgers -> B. Hall	57	2-9-NYJ 40	Touchdown
		2	R. Wilson -> P. Freiermuth	30	1-10-PIT 30	Punt	2	A. Rodgers -> A. Lazard	27	2-10-NYJ 10	Interception
		3	R. Wilson -> G. Pickens	37	3-7-PIT 24	Field Goal	4	A. Rodgers -> B. Wilson	20	2-14-NYJ 43	Downs
		3	R. Wilson -> P. Freiermuth	21	3-5-NYJ 34	Field Goal					
		4	R. Wilson -> C. Austin III	36	2-10-PIT 25	Touchdown					
10/28	N.Y. Giants	1	R. Wilson -> D. Washington	29	2-3-PIT 37	Field Goal	1	D. Jones -> D. Slayton	43	1-10-NYG 41	Field Goal
		3	R. Wilson -> V. Jefferson	36	3-11-PIT 33	Touchdown	2	D. Jones -> D. Slayton	36	3-8-NYG 19	Interception
		4	R. Wilson -> C. Austin III	29T	3-8-NYG 29	Touchdown	4	D. Jones -> T. Johnson	25	2-10-NYG 22	Interception
		4	R. Wilson -> G. Pickens	43	1-10-PIT 47	Field Goal					
11/10	at Washington	3	R. Wilson -> J. Warren	26	3-8-PIT 38	Touchdown	2	J. Daniels -> L. McCaffrey	23	3-4-PIT 38	Touchdown
		3	R. Wilson -> G. Pickens	34	2-20-WAS 46	Touchdown	3	J. Daniels -> T. McLaurin	23	2-7-WAS 29	Touchdown
		4	R. Wilson -> G. Pickens	24	2-10-PIT 47	Fumble	3	J. Daniels -> T. McLaurin	28	1-10-WAS 26	Punt
		4	R. Wilson -> M. Williams	32T	3-9-WAS 32	Touchdown					
11/17	Baltimore	2	R. Wilson -> N. Harris	20	2-10-PIT 16	Field Goal	1	L. Jackson -> I. Likely	42	1-10-BAL 25	Missed FG
		3	R. Wilson -> G. Pickens	37	2-15-BAL 49	Field Goal	2	L. Jackson -> Z. Flowers	23	2-7-BAL 20	Punt
		4	R. Wilson -> D. Washington	25	1-10-BAL 43	Interception	4	L. Jackson -> J. Hill	22	3-9-PIT 46	Touchdown
11/21	at Cleveland	1	R. Wilson -> P. Freiermuth	22	3-6-PIT 39	Missed FG	3	J. Winston -> C. Tillman	24	2-7-CLE 45	Fumble
		1	R. Wilson -> G. Pickens	31	3-6-PIT 23	Downs	3	J. Winston -> B. Whitehead	29	1-10-CLE 35	Touchdown
		2	R. Wilson -> C. Austin III	46	3-9-PIT 27	Field Goal	4	J. Winston -> J. Jeudy	26	2-11-CLE 36	Interception
		3	R. Wilson -> V. Jefferson	35	3-10-PIT 34	Field Goal					
		4	R. Wilson -> C. Austin III	23T	3-6-CLE 23	Touchdown					
12/01	at Cincinnati	1	R. Wilson -> N. Harris	25	3-2-PIT 38	Touchdown	3	J. Burrow -> T. Higgins	31	3-21-CIN 32	Field Goal
		1	R. Wilson -> G. Pickens	21	3-8-PIT 32	Touchdown	3	J. Burrow -> M. Gesicki	20	2-8-PIT 35	Field Goal
		2	R. Wilson -> C. Austin III	23T	2-8-CIN 23	Touchdown	4	J. Burrow -> C. Brown	20	2-2-CIN 38	Touchdown
		2	R. Wilson -> C. Patterson	20	1-10-PIT 32	Touchdown	4	J. Burrow -> J. Chase	49	1-10-CIN 48	Touchdown
		2	R. Wilson -> J. Warren	29	1-10-PIT 39	Field Goal					
		3	R. Wilson -> G. Pickens	36	2-7-CIN 49	Missed FG					
		3	R. Wilson -> B. Skowronek	23	2-11-PIT 47	Touchdown					
		3	R. Wilson -> P. Freiermuth	25T	2-5-CIN 25	Touchdown					
		4	R. Wilson -> V. Jefferson	43	3-9-PIT 42	Field Goal					
12/08	Cleveland	3	R. Wilson -> P. Freiermuth	21	3-10-PIT 33	Touchdown	1	J. Winston -> E. Moore	20	2-10-CLE 44	Touchdown
		3	R. Wilson -> M. Williams	22	3-6-CLE 42	Touchdown	1	J. Winston -> J. Jeudy	35T	3-9-PIT 35	Touchdown
		3	R. Wilson -> P. Freiermuth	20T	2-10-CLE 20	Touchdown					
		4	R. Wilson -> S. Miller	21	3-7-PIT 33	Fumble					
12/15	at Philadelphia	3	R. Wilson -> C. Austin III	31	1-10-PIT 30	Fumble	1	J. Hurts -> G. Calcaterra	22	1-10-PHI 30	Field Goal
							1	J. Hurts -> D. Smith	21	2-3-PIT 41	Field Goal
							1	J. Hurts -> A. Brown	20	1-10-PHI 46	Touchdown
							3	J. Hurts -> D. Smith	20	2-20-PHI 42	Field Goal
							4	J. Hurts -> A. Brown	21	3-6-PHI 7	End Game
							4	J. Hurts -> D. Smith	22	2-14-PHI 39	End Game
12/21	at Baltimore	1	R. Wilson -> V. Jefferson	21	1-10-BAL 22	Touchdown	4	L. Jackson -> Z. Flowers	49	3-5-BAL 13	Field Goal
		3	R. Wilson -> C. Austin III	44	1-10-PIT 12	Touchdown					
12/25	Kansas City	1	R. Wilson -> G. Pickens	41	1-10-PIT 23	Interception	1	P. Mahomes -> J. Watson	49	1-10-KC 34	Field Goal
		3	R. Wilson -> J. Warren	21	2-4-KC 38	Field Goal	3	P. Mahomes -> X. Worthy	21	2-5-PIT 47	Field Goal
							4	P. Mahomes -> T. Kelce	20	2-8-PIT 32	Touchdown
01/04	Cincinnati	1	R. Wilson -> M. Williams	25	3-11-PIT 36	Touchdown		NONE			
TOTALS			55 - 1,620 (29.5), 7 TDS				47 - 1,385 (29.5), 3 TDS				

DATE	OPPONENT	QTR	STEELERS PLAYER	YDS.	DOWN	RESULT	QTR	OPP. PLAYER	YDS.	DOWN	RESULT
09/08	at Atlanta	1	Justin Fields	12	3-7-PIT 33	Field Goal	1	Tyler Allgeier	13	1-5-PIT 36	Field Goal
		4	Najee Harris	20	2-3-PIT 29	Downs	3	Bijan Robinson	10	4-1-PIT 42	Fumble
							4	Bijan Robinson	13	1-10-ATL 40	Interception
09/15	at Denver	1	Justin Fields	16	1-10-PIT 40	Touchdown	2	Tyler Badie	16	2-6-DEN 24	Downs
		1	Jaylen Warren	11	2-7-DEN 29	Touchdown	2	Bo Nix	13	2-5-DEN 45	Downs
		2	Najee Harris	11	1-10-PIT 40	Punt					
		4	Jaylen Warren	11	3-15-PIT 9	Punt					
09/22	L.A. Chargers	4	Najee Harris	10	2-7-PIT 33	Touchdown	1	J.K. Dobbins	13	2-5-PIT 41	Touchdown
		4	Cordarrelle Patterson	14	3-8-PIT 34	End Game					
		4	Patterson	11	1-10-PIT 48	End Game					
		4	Najee Harris	12	2-6-LAC 37	End Game					
		4	Cordarrelle Patterson	21	2-7-LAC 22	End Game					
			Najee Harris								
09/29	at Indianapolis	2	Cordarrelle Patterson	12	2-6-PIT 8	Fumble	1	Jonathan Taylor	14	1-10-PIT 38	Touchdown
		2	Patterson	11	1-10-PIT 34	Fumble	1	Anthony Richardson	14	1-10-PIT 46	Touchdown
		2	Cordarrelle Patterson	10	2-1-IND 25	Fumble	1	Jonathan Taylor	13	1-10-PIT 19	Touchdown
		2	Patterson	11	2-13-IND 42	Field Goal	2	Adonai Mitchell	10	2-8-PIT 27	Field Goal
		4	Cordarrelle Patterson	12	1-10-PIT 17	Downs	4	Jonathan Taylor	21	1-10-IND 45	Field Goal
					Patterson						
			Justin Fields								
			Justin Fields								
10/06	Dallas		NONE				1	Rico Dowdle	12	2-3-PIT 27	Fumble
						3	Rico Dowdle	13	1-10-DAL 34	Touchdown	
						4	Rico Dowdle	13	3-6-DAL 18	Interception	
10/13	at Las Vegas	1	Najee Harris	13	1-10-PIT 40	Field Goal	4	Ameer Abdullah	10	2-11-PIT 11	Fumble
		1	Justin Fields	14	2-10-PIT 26	Field Goal					
		2	Najee Harris	15	1-10-LV 46	Field Goal					
		2	Justin Fields	18	2-13-PIT 36	Punt					
		3	Najee Harris	26	2-10-PIT 20	Touchdown					
		4	Najee Harris	36T	2-5-LV 36	Touchdown					
			Justin Fields	10	2-12-PIT 19	Punt					
10/20	N.Y. Jets	1	Najee Harris	18	1-10-PIT 49	Field Goal	1	Breece Hall	13T	1-10-PIT 13	Touchdown
		3	Jaylen Warren	10	1-10-NYJ 13	Field Goal	3	Breece Hall	13	1-10-NYJ 46	Missed FG
		4	Najee Harris	34	1-10-50	Touchdown	4	Isaiah Davis	12	1-10-NYJ 30	End Game
		4	Najee Harris	10T	4-2-NYJ 10	Touchdown					
10/28	N.Y. Giants	1	Najee Harris	10	3-1-NYG 49	Field Goal	1	Tyrone Tracy Jr.	10	2-8-NYG 36	Field Goal
		1	Najee Harris	10	1-10-NYG 39	Field Goal	3	Tyrone Tracy Jr.	26	2-10-NYG 30	Punt
		1	Jaylen Warren	17	1-10-NYG 29	Field Goal	4	Tyrone Tracy Jr.	45T	2-10-PIT 45	Touchdown
		1	Najee Harris	26	1-10-NYG 34	Field Goal	4	Tyrone Tracy Jr.	17	1-10-50	Field Goal
		2	Najee Harris	14	2-10-PIT 30	Field Goal					
		2	Jaylen Warren	18	3-12-PIT 16	Punt					
11/10	at Washington	1	Jaylen Warren	12	2-10-WAS 43	Touchdown	2	Austin Ekeler	10	1-10-PIT 36	Field Goal
		3	Najee Harris	11	1-10-PIT 25	Touchdown					
		4	Jaylen Warren	10	3-2-WAS 21	Fumble					
11/17	Baltimore	1	Najee Harris	11	2-6-BAL 27	Field Goal	1	Lamar Jackson	15	2-10-PIT 46	Missed FG
		2	Najee Harris	11	1-10-BAL 47	Field Goal	2	Derrick Henry	31	1-10-BAL 47	Touchdown
		4	Najee Harris	13	1-10-BAL 18	Interception	4	Lamar Jackson	25	1-10-BAL 20	Interception
11/21	at Cleveland	1	Jaylen Warren	15	2-11-PIT 20	Missed FG		NONE			
		1	Najee Harris	11	1-15-PIT 14	Downs					
		3	Russell Wilson	10	2-11-CLE 32	Field Goal					
		4	Justin Fields	30	2-6-PIT 35	Touchdown					
12/01	at Cincinnati	1	Cordarrelle Patterson	12	1-10-CIN 37	Touchdown	1	Chase Brown	13	1-10-CIN 46	Touchdown
		2	Patterson	10T	1-10-CIN 10	Touchdown	1	Chase Brown	40	1-10-PIT 41	Touchdown
		3	Najee Harris	20	2-2-PIT 28	Touchdown	2	Khalil Herbert	14	2-3-CIN 37	Touchdown
			Najee Harris								
12/08	Cleveland	1	Najee Harris	20	1-10-CLE 36	Field Goal	2	Jameis Winston	11	1-10-CLE 30	Missed FG
		2	Jaylen Warren	12	1-10-PIT 34	Field Goal	3	Nick Chubb	19	2-7-CLE 45	Punt
		3	Jaylen Warren	14	1-10-CLE 46	Touchdown	4	Jameis Winston	10	1-10-CLE 31	Touchdown
12/15	at Philadelphia		NONE				1	Saquon Barkley	22	2-3-PIT 27	Touchdown
						3	Jalen Hurts	23	1-10-50	Touchdown	
12/21	at Baltimore	2	Najee Harris	11	2-4-BAL 38	Fumble	1	Derrick Henry	14	2-4-BAL 36	Punt
		2	Russell Wilson	19	2-6-BAL 23	Fumble	1	Derrick Henry	11	1-10-PIT 41	Touchdown
		4	Jaylen Warren	11	1-10-PIT 30	Punt	1	Derrick Henry	13	1-10-PIT 30	Touchdown
		2	Justice Hill	25	2-5-BAL 30	Touchdown	2	Derrick Henry	15	1-10-PIT 47	Field Goal
		2	Derrick Henry	12	1-10-PIT 27	Field Goal	3	Derrick Henry	11	1-10-BAL 8	Punt
		4	Derrick Henry	44	1-10-BAL 45	Field Goal	4	Derrick Henry	11	1-10-PIT 28	Field Goal
			Derrick Henry								
12/25	Kansas City	1	Najee Harris	10	2-8-PIT 25	Punt	1	Patrick Mahomes	13	2-6-PIT 25	Touchdown
		1	Jaylen Warren	22	1-10-KC 36	Interception					
		2	Jaylen Warren	11	1-10-KC 33	Touchdown					
		2	Russell Wilson	12	3-7-PIT 23	Punt					
		2	Jaylen Warren	12	3-8-PIT 22	End Half					
		3	Russell Wilson	15	3-9-PIT 41	Field Goal					
		4	Russell Wilson	14	3-4-KC 46	Downs					
4	Najee Harris	13	1-10-PIT 37	End Game							
4	Najee Harris	20	1-10-50	End Game							
01/04	Cincinnati	1	Najee Harris	10	1-10-PIT 27	Touchdown		NONE			
		2	Najee Harris	11	1-10-CIN 29	Touchdown					
		4	Russell Wilson	12	2-10-CIN 31	Touchdown					
TOTALS				64 - 929 (14.5), 3 TDS				43 - 722 (16.8), 2 TDS			

DATE	OPPONENT	RUSHES				RECEPTIONS				RETURNS			
		GAIN	PLAYER	QTR	RESULT	GAIN	PLAYER	QTR	RESULT	GAIN	PLAYER	QTR	RESULT
09/08	at Atlanta	12 20	Justin Fields Najee Harris	1 4	FG Downs	33 40	George Pickens George Pickens	2 3	FG FG	49	Donte Jackson (INT)	4	INT
09/15	at Denver	16 11 11 11	Justin Fields Jaylen Warren Najee Harris Jaylen Warren	1 1 2 4	TD TD Punt Punt								
09/22	L.A. Chargers	10 14 11 12 21	Najee Harris Cordarrelle Patterson Najee Harris Cordarrelle Patterson Najee Harris	4 4 4 4 4	TD Game Game Game Game	20 27 25 55t	Scotty Miller George Pickens Calvin Austin III Calvin Austin III	2 3 3 4	TD Miss FG FG TD				
09/29	at Indianapolis	12 11 10 11 12	Cordarrelle Patterson Cordarrelle Patterson Cordarrelle Patterson Justin Fields Justin Fields	2 2 2 2 4	Fumble Fumble Fumble FG Downs	20 29 38 32 37	Darnell Washington Pat Freiermuth George Pickens Najee Harris George Pickens	2 2 3 4 4	Fumble FG TD TD TD	30	Calvin Austin III (PR)	3	Punt
10/06	Dallas					20 21	Najee Harris George Pickens	3 4	TD TD	32	Aaron Shampkin (KR)	4	Punt
10/13	at Las Vegas	13 14 15 18 26 36t 10	Najee Harris Justin Fields Najee Harris Justin Fields Najee Harris Najee Harris Justin Fields	1 1 2 2 3 3 4	FG FG FG Punt TD TD Punt	20 31	Calvin Austin III George Pickens	2 4	Punt FG				
10/20	N.Y. Jets	18 10 34 10t	Najee Harris Jaylen Warren Najee Harris Najee Harris	1 3 4 4	FG FG TD TD	44 30 37 21 36	George Pickens Pat Freiermuth George Pickens Pat Freiermuth Calvin Austin III	2 2 3 3 4	FG Punt FG FG FG	41	Beanie Bishop Jr. (INT)	3	INT
10/28	N.Y. Giants	10 10 17 26 14 18	Najee Harris Najee Harris Jaylen Warren Najee Harris Najee Harris Jaylen Warren	1 1 1 1 2 2	FG FG FG FG FG Punt	29 36 29t 43	Darnell Washington Van Jefferson Calvin Austin III George Pickens	1 3 4 4	FG TD TD FG	73t	Calvin Austin III (PR)	3	Punt
11/10	at Washington	12 11 10	Jaylen Warren Najee Harris Jaylen Warren	1 3 4	TD TD Fumble	26 34 24 32t	Jaylen Warren George Pickens George Pickens Mike Williams	3 4 4 4	TD TD Fumble TD	35	Jaylen Warren (KR)	2	Punt
11/17	Baltimore	11 11 13	Najee Harris Najee Harris Najee Harris	1 2 4	FG FG INT	20 37 25	Najee Harris George Pickens Darnell Washington	2 3 4	FG FG INT				
11/21	at Cleveland	15 11 10 30	Jaylen Warren Najee Harris Russell Wilson Justin Fields	1 1 3 4	Miss FG Downs FG TD	22 31 46 35 23t	Pat Freiermuth George Pickens Calvin Austin III Van Jefferson Calvin Austin III	1 1 2 3 4	Miss FG Downs FG FG TD				
12/01	at Cincinnati	12 10t 20	Cordarrelle Patterson Najee Harris Najee Harris	1 2 3	TD TD TD	25 21 23t 20 29 36 23 25t 43	Najee Harris George Pickens Calvin Austin III Cordarrelle Patterson Jaylen Warren George Pickens Ben Skowronek Pat Freiermuth Van Jefferson	1 1 2 2 2 3 3 3 4	TD TD TD TD FG Miss FG TD TD FG				
12/08	Cleveland	20 12 14	Najee Harris Jaylen Warren Jaylen Warren	1 2 3	FG FG TD	21 22 20t 21	Pat Freiermuth Mike Williams Pat Freiermuth Scotty Miller	3 3 3 4	TD TD TD Fumble				
12/15	at Philadelphia					31	Calvin Austin III	3	Fumble	33 32	Cordarrelle Patterson (KR) Cordarrelle Patterson (KR)	1 1	Punt Punt
12/21	at Baltimore	11 19 11	Najee Harris Russell Wilson Jaylen Warren	2 2 4	Fumble Fumble Punt	21 44	Van Jefferson Calvin Austin III	1 3	TD TD	34	Jaylen Warren (KR)	3	Downs
12/25	Kansas City	10 22 11 12 12 15 14 13 20	Najee Harris Jaylen Warren Jaylen Warren Russell Wilson Jaylen Warren Russell Wilson Russell Wilson Najee Harris Najee Harris	1 1 2 2 2 3 4 4 4	Punt INT TD Punt Half FG Downs Game Game	41 21	George Pickens Jaylen Warren	1 3	INT FG				
01/04	Cincinnati	10 11 12	Najee Harris Najee Harris Russell Wilson	1 2 4	TD TD TD	25	Mike Williams	1	TD	31	Jaylen Warren (KR)	4	TD

* - result within the same drive

DATE	OPPONENT	RUSHES			RECEPTIONS				RETURNS			QT R	RESULT
		GAIN	PLAYER	QTR	RESULT	GAIN	PLAYER	QTR	RESULT	GAIN	PLAYER		
09/08	at Atlanta	13	Tyler Algeier	1	FG	20	Ray-Ray McCloud III	2	TD				
		10	Bijan Robinson	3	Fumble								
		13	Bijan Robinson	4	INT								
09/15	at Denver	16	Tyler Badie	2'	Downs	26	Courtland Sutton	3'	INT				
		13	Bo Nix	2	Downs	49	Josh Reynolds	3'	INT				
						22	Josh Reynolds	4	FG				
09/22	L.A. Chargers	13	J.K. Dobbins	1	TD	27	Quentin Johnston	1	TD				
09/29	at Indianapolis	14	Jonathan Taylor	1	TD	32	Michael Pittman Jr.	1	TD				
		14	Anthony Richardson	1'	TD	28	Michael Pittman Jr.	1	TD				
		13	Jonathan Taylor	1'	TD	22	Michael Pittman Jr.	2	Punt				
		10	Adonai Mitchell	2	FG	25	Josh Downs	3	TD				
		21	Jonathan Taylor	4	FG								
10/06	Dallas	12	Rico Dowdle	1	Fumble	27	CeeDee Lamb	1	Fumble	38	KaVontae Turpin (KR)	1	FG
		13	Rico Dowdle	3	TD	27	Jake Ferguson	2	FG				
		13	Rico Dowdle	4	INT	48	Jalen Tolbert	2	INT				
						34	KaVontae Turpin	3	Blocked FG, Downs				
						22	Rico Dowdle	4	TD				
10/13	at Las Vegas	10	Ameer Abdullah	4	Fumble	30	DJ Turner	3	Fumble	31	Ameer Abdullah (KR)	2	Punt
10/20	N.Y. Jets	13t	Breece Hall	1	TD	57	Breece Hall	2	TD				
		13	Breece Hall	3	Miss FG	27	Allen Lazard	2	INT				
		12	Isaiah Davis	4	Game	27	Garrett Wilson	4	Downs				
10/28	N.Y. Giants	10	Tyrone Tracy Jr.	1	FG	43	Darius Slayton	1	FG	47	Ihmir Smith-Marsette (KR)	4	TD
		26	Tyrone Tracy Jr.	3	Punt	36	Darius Slayton	2	FG				
		45t	Tyrone Tracy Jr.	4	TD	25	Theo Johnson	4	INT				
17	Tyrone Tracy Jr.	4	FG										
11/10	at Washington	10	Austin Ekeler	2	FG	23	Luke McCaffrey	2	TD	39	Austin Ekeler (KR)	3	Punt
						54	Terry McLaurin	3	TD	30	Austin Ekeler (KR)	4	Downs
						28	Terry McLaurin	3	Punt				
11/17	Baltimore	15	Lamar Jackson	1	Miss FG	42	Isaiah Likely	1	Miss FG	30	Justice Hill (KR)	1	Punt
		31	Derrick Henry	2	TD	23	Zay Flowers	2	Punt				
		25	Lamar Jackson	4	INT	22	Justice Hill	4	TD				
11/21	at Cleveland					24	Cedric Tillman	3	Fumble				
						29	Blake Whiteheart	3	TD				
						26	Jerry Judy	4	INT				
12/01	at Cincinnati	13	Chase Brown	1'	TD	31	Tee Higgins	3'	FG	51t	Cam Taylor-Britt (INT)	1	INT
		40	Chase Brown	1'	TD	20	Mike Gesicki	3'	FG	38	Jermaine Burton (KR)	2	Fumble
		14	Khalil Herbert	2	TD	20	Chase Brown	4	TD	34	Jermaine Burton (KR)	4	TD
				49	Ja'Marr Chase	4	TD						
12/08	Cleveland	11	Jameis Winston	2	Miss FG	20	Elijah Moore	1'	TD	56	Jerome Ford (KR)	3	Miss FG
		19	Nick Chubb	3	Punt	35t	Jerry Judy	1	TD				
		10	Jameis Winston	4	TD								
12/15	at Philadelphia	22	Saquon Barkley	1	TD	22	Grant Calcaterra	1'	FG	31	Kenneth Gainwell (KR)	2	Punt
		23	Jalen Hurts	3	TD	21	DeVonta Smith	1'	FG	32	Kenneth Gainwell (KR)	2	Half
						20	A.J. Brown	1	TD				
						20	DeVonta Smith	3	FG				
						21	A.J. Brown	4'	Game				
				22	DeVonta Smith	4'	Game						
12/21	at Baltimore	14	Derrick Henry	1	Punt	49	Zay Flowers	4	FG	37t	Marlon Humphrey (INT)	4	INT
		11	Derrick Henry	1'	TD								
		13	Derrick Henry	1'	TD								
		25	Justice Hill	2	TD								
		12	Derrick Henry	2	FG								
		11	Derrick Henry	3	Punt								
		44	Derrick Henry	4	INT								
		13	Derrick Henry	4	FG								
12/25	Kansas City	12	Patrick Mahomes	1	TD	49	Justin Watson	1	TD	31	Nikko Remigio (KR)	3	FG
						21	Xavier Worthy	3	FG				
						20	Travis Kelce	4	TD				
01/04	Cincinnati									39	Isaiah Williams (KR)	2	Downs
										43	Isaiah Williams (KR)	4	Punt

* - result within the same drive

DATE	OPPONENT	QTR	RETURN	STEELERS PLAYER	YDS.	DOWN	RESULT	QTR	RETURN	OPP. PLAYER	YDS.	DOWN	RESULT
09/08	at Atlanta	2	Punt	Calvin Austin III	13	PIT 22	Punt	3	Punt	Avery Williams	28	ATL 49	Fumble
		3	Punt	Calvin Austin III	12	PIT 32	Field Goal						
		4	Punt	Calvin Austin III	16	PIT 38	Punt						
		4	INT	Donte Jackson	49	ATL 18	Field Goal						
09/15	at Denver	1	Punt	Calvin Austin III	14	PIT 24	Punt			NONE			
		3	Punt	Calvin Austin III	11	PIT 19	Punt						
09/22	L.A. Chargers	1	Punt	Calvin Austin III	13	PIT 24	Punt			NONE			
09/29	at Indianapolis	3	Punt	Calvin Austin III	30	IND 33	Fumble			NONE			
10/06	Dallas	4	KO	Aaron Champkin	32	DAL 14	Interception	1	KO	KaVontae Turpin	38	DAL 35	Field Goal
10/13	at Las Vegas	4	FUM	DeShon Elliott	10	PIT 11	Punt	2	KO	Ameer Abdullah	31	PIT 20	Punt
		4	INT	Donte Jackson	24	LV 7	Touchdown						
10/20	N.Y. Jets	3	INT	Beanie Bishop Jr.	41	NYJ 1	Touchdown			NONE			
10/28	N.Y. Giants	3	Punt	Calvin Austin III	73T	PIT 35	Punt	4	KO	Ihmir Smith-Marsette	47	NYG 35	Field Goal
11/10	at Washington	2	KO	Jaylen Warren	35	WAS 6	Touchdown	1	KO	Austin Ekeler	39	50	Punt
		4	Punt	Calvin Austin III	17	WAS 46	Touchdown	4	KO	Austin Ekeler	30	PIT 42	End Game
11/17	Baltimore			NONE				1	KO	Justice Hill	30	PIT 20	Punt
11/21	at Cleveland			NONE						NONE			
12/01	at Cincinnati	4	FUM	Payton Wilson	21T	PIT 35	Touchdown	1	INT	Cam Taylor-Britt	51T	CIN 35	Touchdown
								2	KO	Jermaine Burton	38	PIT 39	Field Goal
12/08	Cleveland	1	Punt	Calvin Austin III	11	CLE 36	Field Goal	1	Punt	Kadarius Toney	14	CLE 17	Punt
								1	Punt	Kadarius Toney	11	CLE 38	Punt
								2	Punt	Kadarius Toney	19	CLE 47	Interception
								3	KO	Jerome Ford	56	PIT 33	Touchdown
12/15	at Philadelphia	1	KO	Cordarrelle Patterson	33	PHI 30	Field Goal	2	Punt	Cooper DeJean	23	PIT 45	Touchdown
		1	KO	Cordarrelle Patterson	32	PHI 21	Fumble	2	KO	Kenneth Gainwell	31	PHI 45	Field Goal
		3	KO				3	KO	Kenneth Gainwell	32	PIT 35	Field Goal	
12/21	at Baltimore	4	KO	Jaylen Warren	34	BAL 45	Interception	1	Punt	Desmond King II	16	PIT 41	Touchdown
		4	INT	Minkah Fitzpatrick	25	PIT 33	Interception	4	INT	Marlon Humphrey	37T	BAL 35	Punt
12/25	Kansas City	1	Punt	Calvin Austin III	14	PIT 28	Touchdown	1	Punt	Nikko Remigio	25	PIT 42	Touchdown
								1	KO	Nikko Remigio	31	Field Goal	
01/04	Cincinnati	4	KO	Jaylen Warren	31	PIT 35	Punt	2	KO	Isaiah Williams	39	PIT 38	Punt
								3	Punt	Isaiah Williams	18	CIN 36	Field Goal
								4	KO	Isaiah Williams	43	PIT 24	Downs
TOTALS		23	- 591 (25.7), 2 TDS					24	- 761 (31.7), 2 TDS				

WEEK 1: STEELERS 18, FALCONS 10 SEPTEMBER 8, 2024

Table with columns for STEELERS and FALCONS, including #, RECD, LOST, POSS, OBTAINED, BEGAN, PLAYS, YDS, PEN, NET, 1ST, ENDED, GIVE UP, and FIELD GOAL.

WEEK 2: STEELERS 13, BRONCOS 6 SEPTEMBER 15, 2024

Table with columns for STEELERS and BRONCOS, including #, RECD, LOST, POSS, OBTAINED, BEGAN, PLAYS, YDS, PEN, NET, 1ST, ENDED, GIVE UP, and FIELD GOAL.

WEEK 3: STEELERS 20, CHARGERS 10 SEPTEMBER 22, 2024

Table with columns for STEELERS and CHARGERS, including #, RECD, LOST, POSS, OBTAINED, BEGAN, PLAYS, YDS, PEN, NET, 1ST, ENDED, GIVE UP, and FIELD GOAL.

WEEK 4: STEELERS 24, COLTS 27 SEPTEMBER 29, 2024

Table with columns for STEELERS and COLTS, including #, RECD, LOST, POSS, OBTAINED, BEGAN, PLAYS, YDS, PEN, NET, 1ST, ENDED, GIVE UP, and FIELD GOAL.

WEEK 5: STEELERS 17, COWBOYS 20 OCTOBER 6, 2024

Table with columns for STEELERS and COWBOYS, including #, RECD, LOST, POSS, OBTAINED, BEGAN, PLAYS, YDS, PEN, NET, 1ST, ENDED, GIVE UP, and FIELD GOAL.

WEEK 6: STEELERS 32, RAIDERS 13 OCTOBER 13, 2024

Table with columns for STEELERS and RAIDERS, including #, RECD, LOST, POSS, OBTAINED, BEGAN, PLAYS, YDS, PEN, NET, 1ST, ENDED, GIVE UP, and FIELD GOAL.

WEEK 7: STEELERS 37, JETS 15

OCTOBER 20, 2024

Table with 2 main columns: STEELERS and JETS. Each column contains 11 rows of drive data with columns: #, RECD, LOST, POSS, OBTAINED, BEGAN, PLAYS, YDS, PEN, NET, 1ST, ENDED, GIVEN UP.

WEEK 8: STEELERS 26, GIANTS 18

OCTOBER 28, 2024

Table with 2 main columns: STEELERS and GIANTS. Each column contains 11 rows of drive data with columns: #, RECD, LOST, POSS, OBTAINED, BEGAN, PLAYS, YDS, PEN, NET, 1ST, ENDED, GIVEN UP.

WEEK 10: STEELERS 28, COMMANDERS 27

NOVEMBER 10, 2024

Table with 2 main columns: STEELERS and COMMANDERS. Each column contains 14 rows of drive data with columns: #, RECD, LOST, POSS, OBTAINED, BEGAN, PLAYS, YDS, PEN, NET, 1ST, ENDED, GIVEN UP.

WEEK 11: STEELERS 18, RAVENS 16

NOVEMBER 17, 2024

Table with 2 main columns: STEELERS and RAVENS. Each column contains 13 rows of drive data with columns: #, RECD, LOST, POSS, OBTAINED, BEGAN, PLAYS, YDS, PEN, NET, 1ST, ENDED, GIVEN UP.

WEEK 12: STEELERS 19, BROWNS 24

NOVEMBER 21, 2024

Table with 2 main columns: STEELERS and BROWNS. Each column contains 11 rows of drive data with columns: #, RECD, LOST, POSS, OBTAINED, BEGAN, PLAYS, YDS, PEN, NET, 1ST, ENDED, GIVEN UP.

WEEK 13: STEELERS 44, BENGALS 38													DECEMBER 1, 2024												
STEELERS													BENGALS												
#	RECD	LOST	POSS	OBTAINED	BEGAN	PLAYS	YDS	PEN	NET	1ST	ENDED	GIVEN UP	#	RECD	LOST	POSS	OBTAINED	BEGAN	PLAYS	YDS	PEN	NET	1ST	ENDED	GIVEN UP
1	12:57	11:49	1:08	Punt	PIT 15	3	7	23	30	1	PIT 45	Interception	1	15:00	12:57	2:03	Kickoff	CIN 37	3	12	-5	7	0	CIN 44	Punt
2	11:49	07:41	4:08	Kickoff	PIT 30	7	70	0	70	3	CIN 17	Touchdown	2	07:41	05:01	2:40	Kickoff	CIN 25	6	75	0	75	4	PIT 1	Touchdown
3	05:01	14:56	5:05	Kickoff	PIT 30	10	90	20	70	5	CIN 23	Touchdown	3	14:56	09:52	5:04	Kickoff	CIN 30	9	58	12	70	6	PIT 4	Touchdown
4	09:52	07:19	2:33	Kickoff	PIT 32	5	49	19	68	4	CIN 10	Touchdown	4	07:19	04:36	2:43	Kickoff	CIN 38	5	27	0	27	2	PIT 3	Fumble
5	04:36	03:01	1:35	Fumble	PIT 39	5	29	0	29	1	CIN 32	Field Goal	5	03:31	01:56	1:35	Kickoff	CIN 30	3	9	-4	5	0	CIN 35	Punt
6	01:56	00:00	1:56	Punt	PIT 19	8	65	0	65	4	CIN 16	Field Goal	6	11:28	03:52	7:35	Missed FG	CIN 32	12	53	-5	48	3	PIT 20	Field Goal
7	15:00	11:28	3:32	Kickoff	PIT 30	7	62	-15	47	2	CIN 23	Missed FG	7	00:22	13:29	1:53	Kickoff	CIN 33	4	32	-5	27	2	PIT 40	Interception
8	03:53	00:22	3:31	Kickoff	PIT 20	6	75	5	80	3	CIN 25	Touchdown	8	12:43	11:06	1:37	Punt	CIN 11	4	-1	-1	10	1	CIN 29	Fumble
9	13:29	12:43	0:46	Interception	PIT 47	3	4	0	4	0	CIN 49	Punt	9	11:06	08:39	2:27	Kickoff	CIN 30	7	46	24	70	4	PIT 1	Touchdown
10	08:39	03:53	4:46	Kickoff	PIT 16	11	58	14	72	4	CIN 12	Field Goal	10	03:53	02:39	1:14	Kickoff	CIN 36	5	64	0	64	3	PIT 3	Touchdown
11	02:39	00:00	2:39	Kickoff	CIN 46	5	11	0	11	1	CIN 34	End Game													

WEEK 14: STEELERS 27, BROWNS 14													DECEMBER 8, 2024												
STEELERS													BROWNS												
#	RECD	LOST	POSS	OBTAINED	BEGAN	PLAYS	YDS	PEN	NET	1ST	ENDED	GIVEN UP	#	RECD	LOST	POSS	OBTAINED	BEGAN	PLAYS	YDS	PEN	NET	1ST	ENDED	GIVEN UP
1	15:00	13:31	1:29	Kickoff	PIT 30	3	2	5	7	0	PIT 37	Punt	1	13:31	12:02	1:29	Punt	CLE 17	3	-12	0	-12	0	CLE 5	Punt
2	12:02	09:32	2:30	Punt	CLE 36	5	29	-5	24	1	CLE 12	Field Goal	2	09:32	05:50	3:42	Kickoff	CLE 30	7	70	0	70	3	PIT 35	Touchdown Punt
3	05:50	04:34	1:16	Kickoff	PIT 30	3	6	-11	-5	0	PIT 25	Punt	3	04:34	01:56	2:38	Punt	CLE 37	5	12	-10	12	1	PIT 41	Punt
4	01:56	00:03	1:13	Punt	PIT 10	3	9	0	9	0	PIT 19	Punt	4	00:43	14:41	1:02	Punt	CLE 38	3	-1	0	-1	0	CLE 37	Punt
5	14:41	13:26	1:15	Punt	PIT 20	3	4	0	4	0	PIT 24	Punt	5	13:26	13:13	0:08	Punt	CLE 47	1	0	0	0	0	CLE 47	Interception
6	13:18	11:00	2:18	Interception	CLE 31	5	15	16	31	3	CLE 1	Touchdown	6	11:00	10:00	1:00	Kickoff	CLE 30	3	5	0	5	0	CLE 35	Touchdown
7	10:00	04:21	5:39	Punt	PIT 19	11	55	-10	45	3	PIT 36	Field Goal	7	04:21	00:28	3:58	Kickoff	CLE 30	12	50	0	50	4	PIT 20	Missed FG
8	02:23	00:00	2:23	Missed FG	PIT 28	2	7	0	7	0	PIT 28	End Half	8	15:00	12:40	2:20	Kickoff	PIT 39	5	9	5	14	1	PIT 25	Missed FG
9	10:40	08:37	4:03	Missed FG	PIT 33	8	67	0	67	4	CLE 10	Touchdown	9	08:37	05:46	2:51	Kickoff	CLE 30	6	16	0	16	1	PIT 49	Downs
10	05:46	03:51	1:55	Downs	CLE 46	5	46	0	46	2	CLE 20	Touchdown	10	03:51	14:32	4:19	Kickoff	CLE 30	10	56	-25	31	3	PIT 39	Punt
11	14:32	13:06	1:26	Punt	PIT 4	3	5	0	5	0	PIT 9	Punt	11	13:06	07:12	5:47	Punt	CLE 21	14	84	-5	79	6	PIT 15	Touchdown
12	07:19	04:43	2:36	Kickoff	PIT 30	3	20	-10	20	1	CLE 45	Fumble	12	04:43	03:57	0:46	Fumble	PIT 32	1	11	0	11	1	PIT 39	Interception
13	05:57	02:53	1:04	Interception	PIT 36	3	-10	-5	-15	0	PIT 21	Punt													
14	02:53	00:00	2:53	Muffed Punt	CLE 20	5	12	0	12	1	CLE 7	End Game													

WEEK 15: STEELERS 13, EAGLES 27													DECEMBER 15, 2024												
STEELERS													EAGLES												
#	RECD	LOST	POSS	OBTAINED	BEGAN	PLAYS	YDS	PEN	NET	1ST	ENDED	GIVEN UP	#	RECD	LOST	POSS	OBTAINED	BEGAN	PLAYS	YDS	PEN	NET	1ST	ENDED	GIVEN UP
1	15:00	13:29	1:31	Kickoff	PIT 31	3	3	0	3	0	PIT 34	Punt	1	13:29	09:56	3:33	Punt	PHI 30	7	54	0	54	2	PIT 14	Field Goal
2	09:56	08:19	1:37	Kickoff	PIT 32	3	2	0	2	0	PIT 34	Punt	2	08:19	05:36	3:13	Punt	PIT 21	6	24	0	24	1	PIT 43	Fumble
3	05:06	04:13	0:53	Fumble	PHI 45	3	-11	0	-11	0	PIT 44	Punt	3	03:42	01:13	2:29	Kickoff	PHI 30	6	70	0	70	4	PIT 5	Touchdown
4	04:13	03:42	0:31	Fumble	PHI 4	7	-15	-8	0	0	PIT 19	Field Goal	4	13:40	09:37	4:33	Punt	PIT 45	9	45	0	45	3	PIT 2	Touchdown
5	03:42	13:40	2:18	Interception	CLE 31	5	15	16	31	3	CLE 1	Touchdown	5	11:00	10:00	1:00	Kickoff	CLE 30	3	5	0	5	0	PHI 16	Punt
6	09:07	02:34	6:33	Kickoff	PIT 30	11	55	15	70	5	PHI 9	Touchdown	6	00:37	00:00	0:37	Kickoff	PHI 35	1	-8	0	-8	0	PHI 23	End Half
7	01:17	00:37	0:40	Punt	PHI 45	5	14	0	14	1	PHI 9	Field Goal	7	15:00	07:52	1:38	Kickoff	PHI 30	13	52	-5	47	4	PIT 23	Field Goal
8	07:52	05:50	2:02	Kickoff	PIT 30	4	38	0	38	2	PHI 26	Fumble	8	05:50	14:17	6:33	Fumble	PHI 26	13	74	0	74	6	PIT 1	Touchdown
9	14:17	10:29	3:48	Kickoff	PIT 30	7	39	-15	24	2	PHI 46	Punt	9	10:29	00:00	10:29	Punt	PHI 3	21	99	-11	88	6	PIT 9	End Game

WEEK 16: STEELERS 17, RAVENS 34													DECEMBER 21, 2024												
STEELERS													RAVENS												
#	RECD	LOST	POSS	OBTAINED	BEGAN	PLAYS	YDS	PEN	NET	1ST	ENDED	GIVEN UP	#	RECD	LOST	POSS	OBTAINED	BEGAN	PLAYS	YDS	PEN	NET	1ST	ENDED	GIVEN UP
1	10:51	09:00	1:51	Punt	PIT 3	3	8	0	8	0	PIT 11	Punt	1	15:00	10:51	4:09	Kickoff	BAL 30	7	28	0	28	2	PIT 42	Punt
2	05:52	14:56	5:56	Kickoff	PIT 27	10	73	0	73	6	BAL 1	Touchdown	2	09:00	05:32	3:08	Punt	PIT 41	6	41	0	41	4	PIT 9	Touchdown
3	13:32	10:57	2:35	Punt	PIT 44	5	52	0	52	2	BAL 23	Fumble	3	14:56	13:28	1:24	Kickoff	BAL 30	5	12	0	12	1	BAL 42	Punt
4	07:28	05:57	1:31	Kickoff	PIT 30	3	0	0	0	0	PIT 30	Punt	4	10:57	07:28	3:29	Fumble	BAL 4	8	81	15	96	5	PIT 14	Touchdown
5	01:43	00:00	1:43	Kickoff	PIT 30	9	37	0	37	3	BAL 33	Field Goal	5	05:57	01:43	4:14	Punt	BAL 28	10	39	0	39	3	PIT 33	Field Goal
6	15:00	13:45	1:15	Kickoff	PIT 30	3	6	0	6	0	PIT 36	Punt	6	13:45	09:52	3:53	Punt	BAL 8	6	35	-5	30	2	BAL 38	Punt
7	09:52	05:14	4:38	Punt	PIT 12	8	88	0	88	4	PIT 12	Touchdown	7	05:14	01:50	3:24	Kickoff	BAL 40	6	60	0	60	4	PIT 7	Touchdown
8	01:50	14:56	1:57	Kickoff	PIT 38	6	17	0	17	1	BAL 45	Downs	8	14:53	13:57	0:56	Downs	BAL 45	2	44	0	44	1	PIT 11	Interception
9	13:57	13:06	0:51	Interception	PIT 33	2	3	0	3	0	PIT 36	Interception	9	09:19	03:10	6:09	Punt	BAL 8	11	81	5	86	3	PIT 6	Field Goal
10	03:13	09:19	5:47	Kickoff	PIT 30	7	24	-4	20	2	PIT 25	Punt	10	01:39	00:00	1:39	Punt	BAL 15	3	-3	0	-3	0	BAL 13	End Game
11	03:10	01:39	1:31	Kickoff	PIT 30	5	7	0	7	1	PIT 37	Punt													

WEEK 17: STEELERS 10, CHIEFS 29													DECEMBER 25, 2024												
STEELERS													CHIEFS												
#	RECD	LOST	POSS	OBTAINED	BEGAN	PLAYS	YDS	PEN	NET	1ST	ENDED	GIVEN UP	#	RECD	LOST	POSS	OBTAINED	BEGAN	PLAYS	YDS	PEN	NET	1ST	ENDED	GIVEN UP
1	15:00	13:15	1:45	Kickoff	PIT 30	3	3	0	3	0	PIT 27	Punt	1	13:15	09:19	3:56	Punt	PIT 42	8	42	0	42	3	PIT 7	Touchdown
2	09:19	06:33	2:46	Kickoff	PIT 23	5	4	0	4	1	PIT 27	Punt	2	06:33	00:00	2:33	Punt	KC 21	7	79	0	79	3	PIT 11	Touchdown
3	04:00	02:09	1:51	Kickoff	PIT 23	4	69	-10	59	2	KC 18	Interception	3	02:09	00:06	2:33	Interception	KC 20	3	8	0	8	0	KC 28	Punt
4	00:36	10:28	5:08	Punt	PIT 28	11	72	0	72	6	KC 1	Touchdown	4	10:28	06:36	4:22	Kickoff	KC 31	7	39	0	39	2	PIT 40	Punt
5	05:06	01:04	0:52	Punt	PIT 20	9	25	0	30	2	PIT 22	End Half	5	01:04	00:01	0:33	Punt	KC 21	3	7	0	7	0	KC 28	Punt
6	00:31	00:00	0:31	Punt	PIT 20	3	14	0	14	1	PIT 22	End Half	6	15:00	12:21	2:39	Kickoff	KC 33	8	54	0	54	3	PIT 13	Field Goal
7	12:21	04:45	6:36	Kickoff	PIT 30	12	47	5	52	3	KC 18	Field Goal	7	05:45	14:56	5:49	Kickoff	PIT 32	11	92	-15	77	6	PIT 2	Touchdown
8	14:56	10:02	0:54	Kickoff	PIT 30	3	5	0	5	0	PIT 25	Fumble	8	14:02	12:38	1:24	Fumble	PIT 34	4	34	0	34	2	PIT 12	

WEEK 18: STEELERS 17, BENGALS 19														JANUARY 4, 2025													
STEELERS														BENGALS													
#	RECD	LOST	POSS	OBTAINED	BEGAN	PLAYS	YDS	PEN	NET	1ST	ENDED	GIVEN UP		#	RECD	LOST	POSS	OBTAINED	BEGAN	PLAYS	YDS	PEN	NET	1ST	ENDED	GIVEN UP	
1	09:49	07:47	2:02	Kickoff	PIT 40	3	-6	0	-6	0	PIT 34	Punt		1	15:00	09:49	5:11	Kickoff	CIN 27	9	73	0	73	4	PIT 12	Touchdown	
2	01:24	09:54	6:30	Kickoff	PIT 27	13	63	10	73	7	CIN 1	Touchdown		2	07:47	01:24	6:23	Punt	CIN 33	11	37	0	37	3	PIT 30	Field Goal	
3	06:33	05:32	1:01	Downs	PIT 39	3	7	0	7	0	PIT 45	Punt		3	09:54	06:33	3:21	Kickoff	CIN 44	6	14	5	19	1	PIT 37	Downs	
4	01:10	00:48	0:22	Interception	PIT 17	6	20	0	20	1	PIT 37	Downs		4	05:32	02:46	2:46	Punt	CIN 16	3	8	-5	3	0	CIN 19	Punt	
5	00:16	00:00	0:16	Kickoff	PIT 30	1	-9	0	-9	0	PIT 30	End Half		5	02:46	01:10	1:36	Fumble	PIT 33	4	12	-5	7	1	PIT 26	Interception	
6	15:00	13:24	1:36	Kickoff	PIT 30	3	2	0	2	0	PIT 32	Punt		6	00:48	00:16	0:32	Downs	PIT 37	7	28	0	28	2	PIT 9	Field Goal	
7	06:56	04:33	2:23	Kickoff	PIT 30	5	14	0	14	1	PIT 44	Punt		7	13:24	06:56	6:28	Punt	CIN 36	11	47	0	47	4	PIT 17	Field Goal	
8	11:02	08:07	2:55	Kickoff	PIT 35	9	65	0	65	5	CIN 19	Touchdown		8	04:33	11:02	8:31	Punt	CIN 13	15	82	0	82	5	PIT 5	Field Goal	
9	05:54	05:14	0:40	Punt	PIT 11	3	9	0	9	0	PIT 20	Punt		9	08:07	05:54	2:13	Kickoff	CIN 27	5	18	0	18	1	CIN 45	Punt	
10	05:14	02:39	2:35	Muffed Punt	CIN 38	6	12	-10	2	1	CIN 36	Field Goal		10	02:39	01:51	0:48	Kickoff	CIN 44	3	-4	0	-4	0	CIN 40	Punt	
11	01:51	00:11	1:40	Punt	PIT 24	7	16	0	16	1	PIT 40	Downs		11	00:11	00:00	0:11	Downs	PIT 40	1	-1	0	-1	0	PIT 40	End Game	

DATE	OPPONENT	STEELERS								OPPONENT							
		FIRST HALF				SECOND HALF				FIRST HALF				SECOND HALF			
		PLAYS	YDS	TIME	RESULT	PLAYS	YDS	TIME	RESULT	PLAYS	YDS	TIME	RESULT	PLAYS	YDS	TIME	RESULT
09/08	at Falcons	10	31	4:29	FG	3	-9	2:04	Punt	12	64	5:54	FG	5	13	2:27	FUM
09/15	at Broncos	3	8	1:28	Punt	5	12	2:16	Punt	3	7	2:01	Punt	3	5	2:36	Punt
09/22	Chargers	3	3	1:51	Punt	12	50	5:55	FG	3	2	2:30	Punt	3	-5	1:04	Punt
09/29	at Colts	8	29	4:42	Punt	6	22	4:35	Punt	8	70	2:59	TD	3	9	1:39	Punt
10/06	Cowboys	11	52	5:02	FG	6	72	3:10	TD	6	21	2:25	FG	8	50	3:06	Blocked FG, Downs
10/13	at Raiders	9	37	4:41	FG	4	-10	1:38	FG	10	70	5:55	TD	6	4	4:02	BK, Downs
10/20	Jets	7	42	3:27	FG	11	76	4:52	FG	3	-5	1:50	Punt	4	21	2:19	Punt
10/28	Giants	10	57	4:41	FG	3	5	2:27	Punt	8	59	5:00	FG	8	27	4:58	Punt
11/10	at Commanders	3	9	2:18	Punt	9	75	4:49	TD	3	8	1:17	Punt	5	71	2:05	TD
11/17	Ravens	8	28	3:31	FG	8	31	4:14	FG	2	7	0:49	FUM	11	34	4:34	FG
11/21	at Browns	9	39	5:48	Miss FG	6	20	3:08	Downs	3	6	1:37	Punt	3	39	1:18	FUM
12/01	at Bengals	3	30	1:08	INT	7	47	3:32	Miss FG	3	7	2:03	Punt	12	48	7:35	FG
12/08	Browns	3	7	1:29	Punt	8	67	4:03	TD	3	-12	1:29	Punt	5	14	2:20	Miss FG
12/15	at Eagles	3	3	1:31	Punt	4	38	2:02	FUM	7	54	3:33	FG	13	47	7:08	FG
12/21	at Ravens	3	8	1:51	Punt	3	6	1:15	Punt	7	28	4:09	Punt	6	30	3:53	Punt
12/25	Chiefs	3	-3	1:45	Punt	12	52	6:36	FG	8	42	3:56	TD	8	54	2:39	FG
01/04	Bengals	3	-6	2:02	Punt	3	2	1:36	Punt	9	73	5:11	TD	11	47	6:28	FG

STEELERS																						
DATE	OPPONENT	STARTING QB	POSS	TD	PAT	2-PT	M-2PT	FG	MFG	BK-FG	PUNT	INT	FUM	SAF	DWNS	HFGM	PTS	TD%	SCORE%	PTS/POSS		
																					9/8	at Atlanta
9/15	at Denver	Fields	11	1	1	0	0	2	2	0	0	8	0	0	0	0	0	13	9.1	27.3	1.18	
9/22	L.A. Chargers	Fields	10	2	2	0	0	2	3	1	0	3	1	0	0	0	0	1	20	20.0	40.0	2.00
9/29	at Indianapolis	Fields	11	3	3	0	0	1	1	0	0	3	0	2	0	2	0	0	24	27.3	36.4	2.18
10/6	Dallas	Fields	10	2	2	0	0	1	1	0	0	5	0	1	0	0	1	0	17	20.0	30.0	1.70
10/13	at Las Vegas	Fields	11	3	2	1	0	4	4	0	0	3	0	0	0	0	0	1	32	27.3	63.6	2.91
10/20	N.Y. Jets	Wilson	11	4	4	0	0	3	3	0	0	4	0	0	0	0	0	0	37	36.4	63.6	3.36
10/28	N.Y. Giants	Wilson	11	1	2	0	0	4	4	0	0	3	0	1	0	0	1	1	19	9.1	45.5	1.73
11/10	at Washington	Wilson	14	4	4	0	0	0	0	0	0	5	1	1	0	1	1	1	28	28.6	28.6	2.00
11/17	Baltimore	Wilson	13	0	0	0	0	6	6	0	0	4	1	0	0	1	0	1	18	0.0	46.2	1.38
11/21	at Cleveland	Wilson	11	2	1	1	0	2	3	1	0	1	0	1	0	2	1	1	19	18.2	36.4	1.73
12/1	at Cincinnati	Wilson	11	4	5	0	0	3	4	1	1	1	1	0	0	0	0	1	37	36.4	63.6	3.36
12/8	Cleveland	Wilson	14	3	3	0	0	2	2	0	0	6	0	1	0	0	1	1	27	21.4	35.7	1.93
12/15	at Philadelphia	Wilson	9	1	1	0	0	2	2	0	0	5	0	1	0	0	0	0	13	11.1	33.3	1.44
12/21	at Baltimore	Wilson	11	2	2	0	0	1	1	0	0	5	1	1	0	1	0	0	17	18.2	27.3	1.55
12/25	Kansas City	Wilson	11	1	1	0	0	1	1	0	0	4	1	1	0	1	1	1	10	9.1	18.2	0.91
1/4	Cincinnati	Wilson	11	2	2	0	0	1	1	0	0	5	0	1	0	2	1	0	17	18.2	27.3	1.55
2024 TOTALS			190	35	35	2	0	41	44	3	1	68	6	11	0	11	7	9	366	18.4	40.0	1.93

OPPONENTS		STARTING QB	POSS	TD	PAT	2-PT	M-2PT	FG	FGA	MFG	BK-FG	PUNT	INT	FUM	SAF	DWNS	HFGM	PTS	TD%	SCORE%	PTS/POSS		
9/8	at Atlanta	K. Cousins	10	1	1	0	0	1	1	0	0	4	2	1	0	0	0	1	10	10.0	20.0	1.00	
9/15	at Denver	B. Nix	11	0	0	0	0	2	2	0	0	6	2	0	0	1	0	0	6	0.0	18.2	0.55	
9/22	L.A. Chargers	J. Herbert	10	1	1	0	0	1	1	0	0	7	0	0	0	0	1	0	10	10.0	20.0	1.00	
9/29	at Indianapolis	A. Richardson	11	3	3	0	0	2	3	1	0	4	0	0	0	0	0	1	27	27.3	45.5	2.45	
10/6	Dallas	D. Prescott	9	2	2	0	0	2	3	1	1	1	2	1	0	0	0	0	20	22.2	44.4	2.22	
10/13	at Las Vegas	A. O'Connell	11	2	1	1	0	0	0	0	0	4	1	2	0	2	0	0	13	18.2	18.2	1.18	
10/20	N.Y. Jets	A. Rodgers	12	2	2	1	1	0	1	1	1	4	2	0	0	1	1	1	15	16.7	16.7	1.25	
10/28	N.Y. Giants	D. Jones	11	1	0	1	0	4	4	0	0	4	1	1	0	0	0	0	18	9.1	45.5	1.64	
11/10	at Washington	J. Daniels	12	3	3	0	0	2	2	0	0	6	0	1	0	1	0	0	27	25.0	41.7	2.25	
11/17	Baltimore	L. Jackson	13	2	1	1	0	1	3	2	0	4	1	2	0	0	1	0	16	15.4	23.1	1.23	
11/21	at Cleveland	J. Winston	10	3	2	2	1	1	1	0	0	3	1	2	0	0	0	0	24	30.0	40.0	2.40	
12/1	at Cincinnati	J. Burrow	10	4	5	0	0	1	1	0	0	2	1	2	0	0	0	0	31	40.0	50.0	3.10	
12/8	Cleveland	J. Winston	12	2	2	0	0	0	2	2	0	5	2	1	0	1	0	0	14	16.7	16.7	1.17	
12/15	at Philadelphia	J. Hurts	9	3	3	0	0	2	2	0	0	1	0	2	0	0	1	1	27	33.3	55.6	3.00	
12/21	at Baltimore	L. Jackson	10	3	4	0	0	2	2	0	0	3	1	0	0	0	0	0	1	27	30.0	50.0	2.70
12/25	Kansas City	P. Mahomes	10	4	2	1	0	1	1	0	0	5	0	0	0	0	0	0	29	40.0	50.0	2.90	
1/4	Cincinnati	J. Burrow	11	1	1	0	0	4	4	0	0	3	1	1	0	1	0	1	19	9.1	45.5	1.73	
2024 TOTALS			182	37	33	7	2	26	33	7	2	66	17	16	0	7	4	6	333	20.3	34.6	1.83	

DATE	OPPONENT	ACQUIRED	DRIVE START	PLAYS	YARDS	Q/TIME	FIRST DOWNS	SCORING PLAY	PIT	OPP
09/08	at Atlanta	Kickoff	PIT 30	10	31	Q114:29	2	C. Boswell: 57-yard FG	3	3
		Interception	PIT 49	10	18	Q116:08	2	Q2: C. Boswell: 51-yard FG	6	3
		Kickoff	PIT 30	4	45	Q210:32	2	C. Boswell: 44-yard FG	9	10
		Fumble	PIT 38	9	24	Q312:44	2	C. Boswell: 56-yard FG	12	10
		Punt	PIT 32	5	46	Q313:24	1	C. Boswell: 40-yard FG	15	10
Interception	ATL 18	7	11	Q412:06	1	C. Boswell: 25-yard FG	18	10		
09/15	at Denver	Punt	PIT 22	12	78	Q117:34	6	D. Washington: 5-yard pass from J. Fields	7	0
		Downs	PIT 39	7	57	Q212:28	3	C. Boswell: 2-yard FG	10	0
		Interception	PIT 20	4	45	Q311:54	1	C. Boswell: 53-yard FG	13	0
09/22	L.A. Chargers	Kickoff	PIT 30	13	70	Q117:29	5	Q2: J. Fields: 5-yard run	7	7
		Kickoff	PIT 30	12	50	Q315:55	3	C. Boswell: 38-yard FG	10	10
		Punt	PIT 15	12	73	Q316:26	4	Q4: C. Boswell: 30-yard FG	13	10
		Punt	PIT 16	5	84	Q412:43	3	C. Austin III: 55-yard pass from J. Fields	20	10
09/29	at Indianapolis	Punt	PIT 25	8	44	Q211:14	2	C. Boswell: 50-yard FG	3	17
		Missed FG	PIT 44	6	56	Q312:56	3	J. Fields: 5-yard run	10	17
		Kickoff	PIT 30	8	70	Q413:20	5	J. Fields: 2-yard run	17	24
		Kickoff	PIT 30	7	70	Q412:23	3	P. Freiermuth: 8-yard pass from J. Fields	24	27
10/06	Dallas	Kickoff	PIT 25	11	52	Q115:02	3	C. Boswell: 41-yard FG	3	3
		Kickoff	PIT 28	6	72	Q313:10	4	C. Heyward: 16-yard pass from J. Fields	10	6
		Interception	PIT 37	12	63	Q415:32	5	P. Freiermuth: 6-yard pass from J. Fields	17	13
		Kickoff	PIT 29	9	37	Q114:41	3	C. Boswell: 52-yard FG	3	0
10/13	at Las Vegas	Punt	PIT 26	10	43	Q114:00	3	Q2: C. Boswell: 49-yard FG	6	7
		Fumble	LV 30	6	30	Q211:58	2	J. Fields: 3-yard run	12	7
		Blocked Punt	LV 9	4	-10	Q311:38	0	C. Boswell: 37-yard FG	15	7
		Downs	PIT 20	7	80	Q313:19	3	N. Harris: 36-yard run	22	7
		Punt	LV 7	1	7	Q410:05	1	J. Fields: 7-yard run	29	7
		Interception	LV 36	6	18	Q410:59	1	C. Boswell: 36-yard FG	32	13
		Kickoff	PIT 30	7	42	Q113:27	2	C. Boswell: 46-yard FG	3	0
		Punt	PIT 31	9	58	Q214:25	2	C. Boswell: 29-yard FG	6	7
		Interception	PIT 46	4	54	Q210:48	3	G. Pickens: 11-yard pass from R. Wilson	13	15
		Punt	PIT 21	11	76	Q314:52	3	C. Boswell: 21-yard FG	16	15
10/20	N.Y. Jets	Interception	NYJ 1	1	1	Q310:07	1	R. Wilson: 1-yard run	23	15
		Missed FG	PIT 25	11	75	Q315:28	5	Q4: V. Jefferson: 4-yard pass from R. Wilson	30	15
		Downs	PIT 25	13	75	Q417:27	4	N. Harris: 10-yard run	37	15
		Kickoff	PIT 30	10	57	Q114:41	4	C. Boswell: 31-yard FG	3	0
		Kickoff	PIT 30	7	63	Q112:14	2	C. Boswell: 25-yard FG	6	3
		Kickoff	PIT 30	12	61	Q214:27	4	C. Boswell: 27-yard FG	9	6
		Punt	PIT 20	9	80	Q314:12	3	Q4: C. Austin III: 29-yard pass from R. Wilson	23	9
11/10	at Washington	Kickoff	PIT 30	7	61	Q413:52	2	C. Boswell: 27-yard FG	26	15
		Punt	PIT 30	7	70	Q112:52	5	G. Pickens: 16-yard pass from R. Wilson	7	0
		Muffed Punt	WAS 14	5	14	Q212:23	2	P. Freiermuth: 3-yard pass from R. Wilson	14	7
		Punt	PIT 25	9	75	Q314:49	5	N. Harris: 1-yard run	21	24
		Punt	WAS 46	6	46	Q413:24	2	M. Williams: 32-yard pass from R. Wilson	28	27
11/17	Baltimore	Fumble	BAL 42	8	28	Q113:31	2	C. Boswell: 32-yard FG	3	0
		Punt	PIT 16	10	50	Q214:52	3	C. Boswell: 52-yard FG	6	0
		Fumble	BAL 19	4	5	Q210:22	1	C. Boswell: 32-yard FG	9	7
		Kickoff	PIT 30	8	31	Q314:14	2	C. Boswell: 57-yard FG	12	7
		Kickoff	PIT 30	10	61	Q315:16	3	C. Boswell: 27-yard FG	15	10
		Interception	PIT 36	9	32	Q414:39	2	C. Boswell: 50-yard FG	18	10
11/21	at Cleveland	Punt	PIT 11	10	59	Q116:08	2	Q2: C. Boswell: 48-yard FG	3	0
		Punt	PIT 20	13	71	Q317:13	3	C. Boswell: 28-yard FG	6	10
		Kickoff	PIT 31	7	69	Q414:19	5	J. Warren: 3-yard run	13	18
		Fumble	CLE 27	3	27	Q410:50	1	C. Austin III: 23-yard pass from R. Wilson	19	18
12/01	at Cincinnati	Kickoff	PIT 30	7	70	Q114:08	3	G. Pickens: 17-yard pass from R. Wilson	7	7
		Kickoff	PIT 30	10	70	Q115:05	5	Q2: C. Austin III: 23-yard pass from R. Wilson	14	14
		Kickoff	PIT 32	5	68	Q212:33	4	N. Harris: 10-yard run	21	21
		Fumble	PIT 39	5	29	Q211:05	1	C. Boswell: 50-yard FG	24	21
		Punt	PIT 19	8	65	Q211:56	4	C. Boswell: 34-yard FG	27	21
		Kickoff	PIT 20	6	80	Q313:31	3	P. Freiermuth: 25-yard pass from R. Wilson	34	24
		Kickoff	PIT 16	11	72	Q414:46	4	C. Boswell: 30-yard FG	44	31
12/08	Cleveland	Punt	CLE 36	5	24	Q112:30	1	C. Boswell: 30-yard FG	3	0
		Interception	CLE 31	5	31	Q212:18	3	N. Harris: 1-yard run	10	7
		Punt	PIT 19	11	45	Q215:39	3	C. Boswell: 54-yard FG	13	7
		Missed FG	PIT 33	8	67	Q314:03	4	V. Jefferson: 10-yard pass from R. Wilson	20	7
Downs	CLE 46	5	46	Q311:55	2	P. Freiermuth: 20-yard pass from R. Wilson	27	7		
12/15	at Philadelphia	Fumble	PHI 11	4	-8	Q110:31	0	C. Boswell: 37-yard FG	3	3
		Kickoff	PIT 30	11	70	Q216:33	5	P. Freiermuth: 9-yard pass from R. Wilson	10	17
		Punt	PHI 45	5	14	Q210:40	1	C. Boswell: 49-yard FG	13	17
12/21	at Baltimore	Kickoff	PIT 27	10	73	Q115:56	6	Q2: M. Pruitt: 1-yard pass from R. Wilson	7	7
		Kickoff	PIT 30	9	37	Q211:43	3	C. Boswell: 51-yard FG	10	17
		Punt	PIT 12	8	88	Q314:38	4	C. Patterson: 12-yard pass from R. Wilson	17	17
12/25	Kansas City	Punt	PIT 28	11	72	Q115:08	6	Q2: R. Wilson: 1-yard run	7	13
		Kickoff	PIT 30	12	52	Q316:36	3	C. Boswell: 36-yard FG	10	16
01/04	Cincinnati	Kickoff	PIT 27	13	73	Q116:30	7	Q2: N. Harris: 1-yard run	7	10
		Kickoff	PIT 35	9	65	Q412:55	5	P. Freiermuth: 19-yard pass from R. Wilson	14	19
		Muffed Punt	CIN 38	6	2	Q412:35	1	C. Boswell: 54-yard FG	17	19
AVG				8.0	50.1	3:39	2.9			

DATE	OPPONENT	ACQUIRED	DRIVE START	PLAYS	YARDS	Q/TIME	FIRST DOWNS	SCORING PLAY	PIT	OPP
09/08	at Atlanta	Kickoff	ATL 30	12	64	Q1:5:54	4	Y. Koo: 24-yard FG	0	3
		Punt	ATL 10	9	90	Q2:3:18	6	K. Pitts: 12-yard pass from K. Cousins	6	10
09/15	at Denver	Punt	DEN 30	12	54	Q3:5:33	3	Q4: W. Lutz: 35-yard FG	13	3
		Punt	DEN 20	9	69	Q4:2:51	4	W. Lutz: 29-yard FG	13	6
09/22	L.A. Chargers	Punt	LAC 41	5	59	Q1:2:48	3	Q. Johnston: 27-yard pass from J. Herbert	0	7
		Kickoff	LAC 30	12	60	Q2:7:04	4	C. Dicker: 28-yard FG	7	10
09/29	at Indianapolis	Kickoff	IND 30	8	70	Q1:2:59	4	J. Taylor: 2-yard run	0	7
		Punt	IND 14	9	86	Q1:4:45	6	J. Downs: 4-yard pass from J. Flacco	0	14
		Downs	PIT 39	9	25	Q1:2:57	2	Q2: M. Gay: 33-yard FG	0	17
		Kickoff	IND 30	10	70	Q3:1:10	4	Q4: D. Ogletree: 15-yard pass from J. Flacco	10	24
10/06	Dallas	Kickoff	IND 30	10	54	Q4:5:20	3	M. Gay: 35-yard FG	17	27
		Punt	DAL 43	6	21	Q1:2:25	1	B. Aubrey: 55-yard FG	0	3
		Punt	DAL 34	8	51	Q2:3:29	2	B. Aubrey: 33-yard FG	3	6
		Punt	DAL 10	16	90	Q3:8:32	7	Q4: R. Dowdle: 22-yard pass from D. Prescott	10	13
10/13	at Las Vegas	Kickoff	DAL 30	15	70	Q4:4:36	6	J. Tolbert: 4-yard pass from D. Prescott	17	20
		Kickoff	LV 30	10	70	Q1:5:55	6	A. Mattison: 3-yard run	3	7
10/20	N.Y. Jets	Kickoff	LV 30	10	70	Q4:3:22	4	K. Wilkerson: 9-yard pass from A. O'Connell	29	13
		Punt	NYJ 18	9	82	Q1:5:41	6	B. Hall: 13-yard run	3	7
10/28	N.Y. Jets	Kickoff	NYJ 28	6	72	Q2:2:51	3	T. Conklin: 1-yard pass from A. Rodgers	6	15
		Kickoff	NYG 30	8	59	Q1:5:00	2	G. Joseph: 29-yard FG	3	3
10/28	N.Y. Giants	Kickoff	NYG 34	12	45	Q1:5:26	3	Q2: G. Joseph: 39-yard FG	6	6
		Punt	NYG 17	8	57	Q2:1:32	2	G. Joseph: 44-yard FG	9	9
		Kickoff	NYG 45	5	55	Q4:2:09	2	T. Tracy Jr.: 45-yard run	23	15
		Kickoff	NYG 30	8	40	Q4:2:09	2	G. Joseph: 48-yard FG	26	18
11/10	at Washington	Downs	PIT 15	3	15	Q1:1:32	2	A. Ekeler: 1-yard run	7	7
		Kickoff	WAS 30	6	40	Q2:2:17	3	Z. Gonzalez: 48-yard FG	14	10
		Punt	WAS 6	15	94	Q2:5:23	8	A. Ekeler: 1-yard run	14	17
		Kickoff	WAS 29	5	71	Q3:2:05	3	J. McNichols: 1-yard run	14	24
11/17	Baltimore	Punt	PIT 42	7	19	Q3:2:51	1	Z. Gonzalez: 41-yard FG	21	27
		Kickoff	BAL 20	6	80	Q2:3:51	5	D. Henry: 1-yard run	6	7
11/21	at Cleveland	Kickoff	BAL 30	11	34	Q3:4:34	3	J. Tucker: 54-yard FG	12	10
		Kickoff	BAL 31	9	69	Q4:2:29	4	Z. Flowers: 16-yard pass from L. Jackson	18	16
		Kickoff	CLE 20	12	80	Q2:6:53	6	N. Chubb: 2-yard run	3	7
11/21	at Cleveland	Fumble	PIT 31	6	15	Q2:2:31	1	D. Hopkins: 34-yard FG	3	10
		Kickoff	CLE 35	10	65	Q3:4:40	4	Q4: J. Winston: 2-yard run	6	18
		Punt	PIT 45	9	45	Q4:2:25	3	N. Chubb: 2-yard run	19	24
		Kickoff	CIN 25	6	75	Q1:2:40	4	C. Brown: 1-yard run	7	14
12/01	at Cincinnati	Kickoff	CIN 30	9	70	Q2:0:54	6	J. Chase: 4-yard pass from J. Burrow	14	21
		Missed FG	CIN 32	12	48	Q3:7:35	3	E. McPherson: 38-yard FG	27	24
		Kickoff	CIN 30	7	70	Q4:2:27	4	T. Higgins: 1-yard pass from J. Burrow	41	31
		Kickoff	CIN 36	5	64	Q4:1:14	3	A. Iosivas: 3-yard pass from J. Burrow	44	38
12/08	Cleveland	Kickoff	CLE 30	7	70	Q1:3:42	3	J. Jeudy: 35-yard pass from J. Winston	3	7
		Punt	CLE 21	14	79	Q4:5:47	6	D. Njoku: 15-yard pass from J. Winston	27	14
12/15	at Philadelphia	Punt	PHI 30	7	54	Q1:3:33	2	J. Elliott: 34-yard FG	0	3
		Kickoff	PHI 30	6	70	Q1:2:29	4	A. Brown: 5-yard pass from J. Hurts	3	10
		Punt	PIT 45	9	45	Q2:4:33	3	D. Smith: 2-yard pass from J. Hurts	3	17
		Kickoff	PHI 30	13	47	Q3:7:08	4	J. Elliott: 41-yard FG	13	20
12/21	at Baltimore	Fumble	PHI 26	13	74	Q3:6:33	6	Q4: J. Hurts: 1-yard run	13	27
		Punt	PIT 41	6	41	Q1:3:08	4	I. Likely: 9-yard pass from L. Jackson	0	7
		Fumble	BAL 4	8	96	Q2:3:29	5	R. Bateman: 14-yard pass from L. Jackson	7	14
		Punt	BAL 28	10	39	Q2:4:14	3	J. Tucker: 51-yard FG	7	17
12/25	Kansas City	Kickoff	BAL 40	6	60	Q3:3:24	4	M. Andrews: 7-yard pass from L. Jackson	17	24
		Punt	BAL 8	11	86	Q4:6:09	3	J. Tucker: 23-yard FG	17	34
		Punt	PIT 42	8	42	Q1:3:56	3	X. Worthy: 7-yard pass from P. Mahomes	0	6
		Punt	KC 21	7	79	Q1:2:33	3	J. Watson: 11-yard pass from P. Mahomes	0	13
01/04	Cincinnati	Kickoff	KC 33	8	54	Q3:2:39	3	H. Butler: 32-yard FG	7	16
		Kickoff	KC 23	11	77	Q3:5:49	6	Q4: K. Hunt: 2-yard run	10	22
		Fumble	PIT 34	4	34	Q4:1:24	2	T. Kelce: 12-yard pass from P. Mahomes	10	29
		Kickoff	CIN 27	9	73	Q1:5:11	4	J. Chase: 12-yard pass from J. Burrow	0	7
AVG	TOTALS	Punt	CIN 33	11	37	Q1:6:23	3	C. York: 48-yard FG	0	10
		Downs	PIT 37	7	28	Q2:0:32	2	C. York: 27-yard FG	7	13
		Punt	CIN 36	11	47	Q3:6:28	4	C. York: 35-yard FG	7	16
		Punt	CIN 13	15	82	Q3:8:31	5	Q4: C. York: 23-yard FG	7	19

PLAYS			NET YARDS			TIME		
DATE	OPPONENT	PLAYS	DATE	OPPONENT	NET YARDS	DATE	OPPONENT	TIME
11/10	at Washington	14 (fumble)	9/29	at Indianapolis	91 (fumble) [PEN: 0, GROSS: 91]	9/15	at Denver	7:34 (touchdown)
10/20	N.Y. Jets	13 (touchdown)	12/21	at Baltimore	88 (touchdown) [PEN: 0, GROSS: 88]	9/22	L.A. Chargers	7:29 (touchdown)
9/22	L.A. Chargers	13 (touchdown)	11/10	at Washington	86 (fumble) [PEN: 0, GROSS: 86]	10/20	N.Y. Jets	7:27 (touchdown)
1/4	Cincinnati	13 (touchdown)	9/22	L.A. Chargers	84 (touchdown) [PEN: 0, GROSS: 84]	11/21	at Cleveland	7:13 (field goal)
9/8	at Atlanta	13 (downs)	10/28	N.Y. Giants	80 (touchdown) [PEN: -15, GROSS: 95]	9/8	at Atlanta	7:08 (downs)
11/21	at Cleveland	13 (field goal)	12/1	at Cincinnati	80 (touchdown) [PEN: 5, GROSS: 75]	11/10	at Washington	7:01 (fumble)
12/25	Kansas City	12 (end of game)	12/25	Kansas City	80 (end of game) [PEN: -5, GROSS: 85]	12/25	Kansas City	6:36 (field goal)
10/28	N.Y. Giants	12 (field goal)	10/13	at Las Vegas	80 (touchdown) [PEN: 15, GROSS: 65]	12/15	at Philadelphia	6:33 (touchdown)
9/15	at Denver	12 (touchdown)	9/15	at Denver	78 (touchdown) [PEN: 5, GROSS: 73]	1/4	Cincinnati	6:30 (touchdown)
12/25	Kansas City	12 (field goal)	10/20	N.Y. Jets	76 (field goal) [PEN: 0, GROSS: 76]	12/21	at Baltimore	5:56 (touchdown)
10/6	Dallas	12 (touchdown)	1/4	Cincinnati	73 (touchdown) [PEN: 10, GROSS: 63]	10/6	Dallas	5:46 (punt)
12/1	at Cincinnati	11 (field goal)	9/8	at Atlanta	72 (downs) [PEN: 0, GROSS: 72]	10/13	at Las Vegas	5:46 (punt)
12/15	at Philadelphia	11 (touchdown)	10/6	Dallas	72 (touchdown) [PEN: 15, GROSS: 57]	12/8	Cleveland	5:39 (field goal)
12/8	Cleveland	11 (field goal)	11/21	at Cleveland	71 (field goal) [PEN: 0, GROSS: 71]	11/17	Baltimore	5:16 (field goal)
11/17	Baltimore	10 (interception)	12/15	at Philadelphia	70 (touchdown) [PEN: 15, GROSS: 55]	9/29	at Indianapolis	5:10 (fumble)
10/13	at Las Vegas	10 (field goal)	12/8	Cleveland	67 (touchdown) [PEN: 0, GROSS: 67]	12/1	at Cincinnati	5:05 (touchdown)
12/21	at Baltimore	10 (touchdown)	11/17	Baltimore	63 (interception) [PEN: 0, GROSS: 63]	10/28	N.Y. Giants	4:52 (punt)
11/17	Baltimore	10 (field goal)	--	--	--	--	--	--
11/17	Baltimore	10 (field goal)	--	--	--	--	--	--
9/29	at Indianapolis	9 (fumble)	--	--	--	--	--	--

PLAYS			NET YARDS			TIME		
DATE	OPPONENT	PLAYS	DATE	OPPONENT	NET YARDS	DATE	OPPONENT	TIME
12/15	at Philadelphia	21 (end of game)	12/21	at Baltimore	96 (touchdown) [PEN: 15, GROSS: 81]	12/15	at Philadelphia	10:29 (end of game)
10/6	Dallas	16 (touchdown)	11/10	at Washington	94 (touchdown) [PEN: 17, GROSS: 77]	10/6	Dallas	8:32 (touchdown)
1/4	Cincinnati	15 (field goal)	9/8	at Atlanta	90 (touchdown) [PEN: 5, GROSS: 85]	1/4	Cincinnati	8:31 (field goal)
11/10	at Washington	15 (touchdown)	10/6	Dallas	90 (touchdown) [PEN: -5, GROSS: 95]	12/1	at Cincinnati	7:35 (field goal)
12/8	Cleveland	14 (touchdown)	12/15	at Philadelphia	88 (end of game) [PEN: -11, GROSS: 99]	9/22	L.A. Chargers	7:04 (field goal)
11/21	at Cleveland	12 (touchdown)	9/29	at Indianapolis	86 (touchdown) [PEN: 0, GROSS: 86]	11/21	at Cleveland	6:53 (touchdown)
10/28	N.Y. Giants	12 (field goal)	1/4	Cincinnati	82 (field goal) [PEN: 0, GROSS: 82]	12/21	at Baltimore	6:09 (field goal)
12/1	at Cincinnati	12 (field goal)	10/20	N.Y. Jets	82 (touchdown) [PEN: 15, GROSS: 67]	10/13	at Las Vegas	5:55 (touchdown)
9/8	at Atlanta	12 (field goal)	11/21	at Cleveland	80 (touchdown) [PEN: 0, GROSS: 80]	9/8	at Atlanta	5:54 (field goal)
9/22	L.A. Chargers	12 (field goal)	11/17	Baltimore	80 (touchdown) [PEN: 5, GROSS: 75]	12/25	Kansas City	5:49 (touchdown)
9/15	at Denver	12 (field goal)	9/15	at Denver	79 (interception) [PEN: 0, GROSS: 79]	12/8	Cleveland	5:47 (touchdown)
11/17	Baltimore	11 (field goal)	12/25	Kansas City	79 (touchdown) [PEN: 0, GROSS: 79]	10/20	N.Y. Jets	5:41 (touchdown)
10/20	N.Y. Jets	11 (missed fg)	12/8	Cleveland	79 (touchdown) [PEN: -5, GROSS: 84]	9/15	at Denver	5:33 (field goal)
12/21	at Baltimore	11 (field goal)	12/1	at Cincinnati	75 (touchdown) [PEN: 0, GROSS: 75]	10/28	N.Y. Giants	5:26 (field goal)
12/25	Kansas City	11 (touchdown)	10/13	at Las Vegas	70 (touchdown) [PEN: 0, GROSS: 70]	11/10	at Washington	5:23 (touchdown)
9/29	at Indianapolis	10 (touchdown)	10/13	at Las Vegas	70 (touchdown) [PEN: 0, GROSS: 70]	9/29	at Indianapolis	5:20 (field goal)
9/29	at Indianapolis	10 (field goal)	9/22	L.A. Chargers	60 (field goal) [PEN: 0, GROSS: 60]	11/17	Baltimore	4:34 (field goal)
10/13	at Las Vegas	10 (touchdown)	10/28	N.Y. Giants	59 (field goal) [PEN: -5, GROSS: 64]	--	--	--
10/13	at Las Vegas	10 (touchdown)	--	--	--	--	--	--

DATE	OPPONENT	OFFENSE	DEFENSE
09/08	at Atlanta	Downs FG - 25 yards	FG - 24 yards TD - Pass
09/15	at Denver	TD - Pass FG - 22 yards	Interception FG - 35 yards FG - 29 yards
09/22	L.A. Chargers	TD - Run FG - 38 yards FG - 30 yards End of Game	FG - 28 yards
09/29	at Indianapolis	Fumble TD - Run TD - Run TD - Pass	TD - Run TD - Pass FG - 33 yards TD - Pass FG - 35 yards
10/06	Dallas	TD - Pass TD - Pass	Fumble FG - 33 yards Interception TD - Pass
10/13	at Las Vegas	TD - Run FG - 37 yards TD - Run FG - 36 yards	TD - Run Fumble TD - Pass
10/20	N.Y. Jets	FG - 29 yards TD - Pass FG - 21 yards TD - Run TD - Pass TD - Run	TD - Run TD - Pass Missed FG
10/28	N.Y. Giants	FG - 31 yards FG - 25 yards FG - 27 yards FG - 27 yards	FG - 29 yards FG - 39 yards Fumble
11/10	at Washington	TD - Pass TD - Pass TD - Run Fumble	TD - Run TD - Run TD - Run
11/17	Baltimore	FG - 32 yards FG - 32 yards FG - 27 yards Interception	TD - Run TD - Pass
11/21	at Cleveland	FG - 28 yards TD - Run	TD - Run FG - 34 yards TD - Run TD - Run
12/01	at Cincinnati	TD - Pass TD - Run FG - 34 yards FG - 30 yards	TD - Run TD - Pass FG - 38 yards TD - Pass TD - Pass
12/08	Cleveland	FG - 30 yards TD - Run TD - Pass End of Game	Missed FG Punt TD - Pass
12/15	at Philadelphia	FG - 37 yards TD - Pass	FG - 34 yards TD - Pass TD - Pass FG - 41 yards TD - Run End of Game
12/21	at Baltimore	TD - Pass TD - Pass	TD - Pass TD - Pass TD - Pass Interception FG - 23 yards
12/25	Kansas City	Interception TD - Run FG - 36 yards End of Game	TD - Pass TD - Pass FG - 32 yards TD - Run TD - Pass
01/04	Cincinnati	TD - Run TD - Pass	TD - Pass FG - 27 yards FG - 35 yards FG - 23 yards

	OFFENSE	DEFENSE
Inside the 20	56	61
Scores	48	51
Touchdowns	27	33
Field Goals	21	18
Total Points in 20	251	282
Fumbles	2	3
Interceptions	2	3
Missed Field Goals	0	2
Lost on Downs	1	0
End of Half/Game	3	1
TDs Outside	8	4
Red-Zone Percentage	48.2	54.1

STEELERS																		
Date	Opponent	Pos	TD	PAT	2-Pt.	Miss PAT	FG	FGA	Bk/MFG	INT	Fum	Dwns	Drive Ends			TD%	Pct.	Pts/Poss
09/08	at Atlanta	2	0	0	0	0	1	1	0	0	0	1	0	0	3	0.0	50.0	1.5
09/15	at Denver	2	1	1	0	0	1	1	0	0	0	0	0	0	10	50.0	100.0	5.0
09/22	L.A. Chargers	4	1	1	0	0	2	2	0	0	0	0	0	1	13	25.0	75.0	3.3
09/29	at Indianapolis	4	3	3	0	0	0	0	0	0	1	0	0	0	21	75.0	75.0	5.3
10/06	Dallas	2	2	2	0	0	0	0	0	0	0	0	0	0	14	100.0	100.0	7.0
10/13	at Las Vegas	4	2	1	0	0	2	2	0	0	0	0	0	0	19	50.0	100.0	4.8
10/20	N.Y. Jets	6	4	4	0	0	2	2	0	0	0	0	0	0	34	66.7	100.0	5.7
10/28	N.Y. Giants	4	0	0	0	0	4	4	0	0	0	0	0	0	12	0.0	100.0	3.0
11/10	at Washington	4	3	3	0	0	0	0	0	0	1	0	0	0	21	75.0	75.0	5.3
11/17	Baltimore	4	0	0	0	0	3	3	0	1	0	0	0	0	9	0.0	75.0	2.3
11/21	at Cleveland	2	1	1	0	0	1	1	0	0	0	0	0	0	10	50.0	100.0	5.0
12/01	at Cincinnati	4	2	2	0	0	2	2	0	0	0	0	0	0	20	50.0	100.0	5.0
12/08	Cleveland	4	2	2	0	0	1	1	0	0	0	0	0	1	17	50.0	75.0	4.3
12/15	at Philadelphia	2	1	1	0	0	1	1	0	0	0	0	0	0	10	50.0	100.0	5.0
12/21	at Baltimore	2	2	2	0	0	0	0	0	0	0	0	0	0	14	100.0	100.0	7.0
12/25	Kansas City	4	1	1	0	0	1	1	0	1	0	0	0	1	10	25.0	50.0	2.5
01/04	Cincinnati	2	2	2	0	0	0	0	0	0	0	0	0	0	14	100.0	100.0	7.0
TOTALS		56	27	26	0	0	21	21	0	2	2	1	0	3	251	48.2	85.7	4.5

OPPONENT																		
Date	Opponent	Pos	TD	PAT	2-Pt.	Miss PAT	FG	FGA	Bk/MFG	INT	Fum	Dwns	Drive Ends			TD%	Pct.	Pts/Poss
09/08	at Atlanta	2	1	1	0	0	1	1	0	0	0	0	0	0	10	50.0	100.0	5.0
09/15	at Denver	3	0	0	0	0	2	2	0	1	0	0	0	0	6	0.0	66.7	2.0
09/22	L.A. Chargers	1	0	0	0	0	1	1	0	0	0	0	0	0	3	0.0	100.0	3.0
09/29	at Indianapolis	5	3	3	0	0	2	2	0	0	0	0	0	0	27	60.0	100.0	5.4
10/06	Dallas	4	1	1	0	0	1	1	0	1	1	0	0	0	10	25.0	50.0	2.5
10/13	at Las Vegas	3	2	1	0	0	0	0	0	0	1	0	0	0	13	66.7	66.7	4.3
10/20	N.Y. Jets	3	2	1	1	0	0	1	1	0	0	0	0	0	15	66.7	66.7	5.0
10/28	N.Y. Giants	3	0	0	0	0	2	2	0	0	1	0	0	0	6	0.0	66.7	2.0
11/10	at Washington	3	3	3	0	0	0	0	0	0	0	0	0	0	21	100.0	100.0	7.0
11/17	Baltimore	2	2	1	0	0	0	0	0	0	0	0	0	0	13	100.0	100.0	6.5
11/21	at Cleveland	4	3	1	1	0	1	1	0	0	0	0	0	0	24	75.0	100.0	6.0
12/01	at Cincinnati	5	4	4	0	0	1	1	0	0	0	0	0	0	31	80.0	100.0	6.2
12/08	Cleveland	3	1	1	0	0	0	1	1	0	0	0	0	0	7	33.3	33.3	2.3
12/15	at Philadelphia	6	3	3	0	0	2	2	0	0	0	0	0	1	27	50.0	83.3	4.5
12/21	at Baltimore	5	3	3	0	0	1	1	0	1	0	0	0	0	24	60.0	80.0	4.8
12/25	Kansas City	5	4	2	0	1	1	1	0	0	0	0	0	0	29	80.0	100.0	5.8
01/04	Cincinnati	4	1	1	0	0	3	3	0	0	0	0	0	0	16	25.0	100.0	4.0
TOTALS		61	33	26	2	1	18	20	2	3	3	0	0	1	282	54.1	83.6	4.6

Date	Opponent	STEELERS												OPPONENT											
		1ST DOWN			2ND DOWN			3RD DOWN			4TH DOWN			1ST DOWN			2ND DOWN			3RD DOWN			4TH DOWN		
		Att	Yds	Avg	Att	Yds	Avg	Att	Yds	Avg	Att	Yds	Avg	Att	Yds	Avg	Att	Yds	Avg	Att	Yds	Avg	Att	Yds	Avg
09/08	at Atlanta	25	126	5.0	23	98	4.3	17	46	2.7	1	0	0.0	24	163	6.8	16	22	1.4	9	31	3.4	1	10	10.0
09/15	at Denver	24	80	3.3	21	103	4.9	13	70	5.4	0	0	0.0	24	170	7.1	18	47	2.6	12	56	4.7	2	22	11.0
09/22	L.A. Chargers	27	77	2.9	24	174	7.3	14	95	6.8	0	0	0.0	19	55	2.9	15	79	5.3	11	32	2.9	0	0	0.0
09/29	at Indianapolis	30	150	5.0	23	179	7.8	13	75	5.8	2	0	0.0	30	186	6.2	19	78	4.1	15	94	6.3	0	0	0.0
10/06	Dallas	22	92	4.2	21	85	4.0	12	46	3.8	2	3	1.5	32	143	4.5	27	151	5.6	15	147	9.8	1	4	4.0
10/13	at Las Vegas	26	84	3.2	22	159	7.2	13	61	4.7	1	3	3.0	25	105	4.2	21	147	7.0	11	14	1.3	3	9	3.0
10/20	N.Y. Jets	28	149	5.3	22	157	7.1	14	93	6.6	2	11	5.5	26	128	4.9	17	147	8.6	10	33	3.3	2	15	7.5
10/28	N.Y. Giants	30	194	6.5	20	108	5.4	13	124	9.5	0	0	0.0	28	159	5.7	23	146	6.3	15	100	6.7	1	5	5.0
11/10	at Washington	31	44	1.4	26	158	6.1	16	111	6.9	1	4	4.0	26	158	6.1	18	37	2.1	14	39	2.8	1	8	8.0
11/17	Baltimore	30	111	3.7	27	150	5.6	16	42	2.6	1	0	0.0	26	189	7.3	17	96	5.6	11	44	4.0	0	0	0.0
11/21	at Cleveland	26	88	3.4	22	96	4.4	16	178	11.1	3	6	2.0	23	176	7.7	18	78	4.3	10	34	3.4	4	16	4.0
12/01	at Cincinnati	32	201	6.3	25	223	8.9	9	96	10.7	0	0	0.0	29	195	6.7	20	127	6.4	8	53	6.6	0	0	0.0
12/08	Cleveland	26	109	4.2	22	74	3.4	14	84	6.0	0	0	0.0	30	114	3.8	22	108	4.9	13	69	5.3	4	9	2.3
12/15	at Philadelphia	19	112	5.9	12	20	1.7	10	33	3.3	0	0	0.0	32	122	3.8	27	174	6.4	17	103	6.1	1	2	2.0
12/21	at Baltimore	28	178	6.4	21	102	4.9	10	35	3.5	1	0	0.0	31	211	6.8	21	134	6.4	10	73	7.3	0	0	0.0
12/25	Kansas City	31	212	6.8	25	69	2.8	16	83	5.2	1	0	0.0	27	177	6.6	20	152	7.6	10	56	5.6	1	4	4.0
01/04	Cincinnati	25	71	2.8	19	77	4.1	12	45	3.8	2	0	0.0	31	162	5.2	26	139	5.3	13	13	1.0	1	0	0.0
	TOTALS	460	2,078	4.5	375	2,032	5.4	228	1,317	5.8	17	27	1.6	463	2,613	5.6	345	1,862	5.4	204	991	4.9	22	104	4.7

STEELERS												
Date	Opponent	3rd & 1	3rd & 2	3rd & 3	3rd & 4	3rd & 5	3rd & 6	3rd & 7	3rd & 8	3rd & 9	3rd & 10+	Total
09/08	at Atlanta	3 / 3	1 / 2	1 / 1	0 / 1	1 / 1	0 / 2	1 / 1	0 / 1	0 / 0	1 / 5	8 / 17
09/15	at Denver	0 / 0	0 / 0	0 / 1	1 / 2	2 / 3	0 / 0	0 / 0	0 / 1	0 / 1	1 / 5	4 / 13
09/22	L.A. Chargers	0 / 0	1 / 1	1 / 1	2 / 4	1 / 2	0 / 0	0 / 0	1 / 2	0 / 0	1 / 4	7 / 14
09/29	at Indianapolis	1 / 1	1 / 3	1 / 2	0 / 1	2 / 2	0 / 0	0 / 0	0 / 0	1 / 1	0 / 3	6 / 13
10/06	Dallas	1 / 3	2 / 2	0 / 0	0 / 1	0 / 2	0 / 1	0 / 0	0 / 2	0 / 0	0 / 1	3 / 12
10/13	at Las Vegas	1 / 1	1 / 2	1 / 1	0 / 0	0 / 1	0 / 0	0 / 0	0 / 0	0 / 0	1 / 8	4 / 13
10/20	N.Y. Jets	0 / 1	0 / 1	0 / 1	2 / 3	1 / 2	0 / 0	1 / 1	1 / 2	0 / 0	0 / 3	5 / 14
10/28	N.Y. Giants	1 / 1	0 / 0	0 / 1	1 / 1	0 / 2	0 / 0	1 / 2	1 / 2	0 / 0	2 / 4	6 / 13
11/10	at Washington	1 / 2	1 / 2	2 / 2	1 / 1	0 / 0	0 / 1	0 / 0	1 / 3	1 / 2	0 / 3	7 / 16
11/17	Baltimore	2 / 4	0 / 0	0 / 1	0 / 2	1 / 2	0 / 0	1 / 2	0 / 1	0 / 0	0 / 4	4 / 16
11/21	at Cleveland	1 / 3	1 / 1	0 / 1	0 / 1	0 / 0	3 / 4	0 / 1	0 / 0	1 / 1	1 / 4	7 / 16
12/01	at Cincinnati	0 / 0	1 / 1	0 / 1	1 / 2	0 / 0	0 / 1	0 / 0	1 / 2	1 / 1	0 / 1	4 / 9
12/08	Cleveland	2 / 3	0 / 0	0 / 1	0 / 1	1 / 2	1 / 2	1 / 1	0 / 0	0 / 1	1 / 3	6 / 14
12/15	at Philadelphia	1 / 1	1 / 1	0 / 0	0 / 0	0 / 0	0 / 0	0 / 1	0 / 1	1 / 1	0 / 5	3 / 10
12/21	at Baltimore	0 / 0	0 / 1	0 / 0	2 / 2	0 / 1	1 / 1	1 / 2	0 / 0	0 / 0	0 / 3	4 / 10
12/25	Kansas City	0 / 0	1 / 3	0 / 1	2 / 2	0 / 1	0 / 0	1 / 1	2 / 2	1 / 2	1 / 4	8 / 16
01/04	Cincinnati	1 / 3	1 / 1	0 / 1	0 / 0	0 / 0	0 / 0	0 / 1	0 / 2	1 / 1	1 / 3	4 / 12
TOTALS		15 / 26	12 / 21	6 / 16	12 / 24	9 / 21	5 / 12	7 / 13	7 / 21	7 / 11	10 / 63	90 / 228
		57.7%	57.1%	37.5%	50.0%	42.9%	41.7%	53.8%	33.3%	63.6%	15.9%	39.5%
		3RD & 1-3: 33 / 63 = 52.4%			3RD & 4-6: 26 / 57 = 45.6%			3RD & 7-10+: 31 / 108 = 28.7%				

OPPONENT												
Date	Opponent	3rd & 1	3rd & 2	3rd & 3	3rd & 4	3rd & 5	3rd & 6	3rd & 7	3rd & 8	3rd & 9	3rd & 10+	Total
09/08	at Atlanta	0 / 0	0 / 1	0 / 1	1 / 1	0 / 0	1 / 1	0 / 0	0 / 0	0 / 0	0 / 5	2 / 9
09/15	at Denver	0 / 1	0 / 1	1 / 1	0 / 0	0 / 1	0 / 2	1 / 1	0 / 1	0 / 0	0 / 4	2 / 12
09/22	L.A. Chargers	0 / 0	1 / 1	1 / 1	0 / 0	0 / 1	1 / 2	0 / 0	0 / 1	0 / 0	0 / 5	3 / 11
09/29	at Indianapolis	1 / 2	0 / 0	0 / 1	1 / 1	0 / 1	2 / 2	2 / 4	0 / 0	0 / 0	2 / 4	8 / 15
10/06	Dallas	3 / 4	0 / 0	0 / 0	1 / 2	2 / 3	1 / 2	0 / 0	0 / 0	1 / 1	1 / 3	9 / 15
10/13	at Las Vegas	1 / 2	1 / 2	0 / 2	0 / 0	0 / 1	0 / 1	0 / 0	0 / 0	0 / 0	0 / 3	2 / 11
10/20	N.Y. Jets	1 / 1	0 / 1	0 / 0	1 / 1	0 / 1	0 / 0	0 / 1	0 / 1	0 / 0	1 / 4	3 / 10
10/28	N.Y. Giants	1 / 1	0 / 0	0 / 1	0 / 0	1 / 2	0 / 0	0 / 2	2 / 3	0 / 0	1 / 6	5 / 15
11/10	at Washington	2 / 2	1 / 2	0 / 1	1 / 1	0 / 0	0 / 0	0 / 0	0 / 1	0 / 1	1 / 6	5 / 14
11/17	Baltimore	0 / 0	0 / 0	1 / 1	0 / 0	0 / 0	1 / 3	0 / 0	0 / 0	1 / 1	1 / 6	4 / 11
11/21	at Cleveland	0 / 0	0 / 2	0 / 1	0 / 1	0 / 1	1 / 1	0 / 2	0 / 0	0 / 0	0 / 2	1 / 10
12/01	at Cincinnati	0 / 1	2 / 2	0 / 0	0 / 0	0 / 0	1 / 2	0 / 0	0 / 1	0 / 0	1 / 2	4 / 8
12/08	Cleveland	0 / 0	0 / 0	0 / 0	0 / 1	0 / 1	0 / 1	0 / 1	0 / 1	1 / 2	1 / 6	2 / 13
12/15	at Philadelphia	1 / 1	3 / 3	1 / 1	1 / 2	1 / 1	1 / 2	1 / 2	0 / 0	1 / 2	0 / 3	10 / 17
12/21	at Baltimore	1 / 2	0 / 1	0 / 0	0 / 0	1 / 1	0 / 0	1 / 1	1 / 1	0 / 1	0 / 3	4 / 10
12/25	Kansas City	0 / 1	0 / 1	0 / 0	1 / 3	0 / 0	0 / 0	1 / 1	0 / 0	0 / 0	1 / 4	3 / 10
01/04	Cincinnati	3 / 3	1 / 2	0 / 2	0 / 0	0 / 1	0 / 2	0 / 0	0 / 0	1 / 2	0 / 1	5 / 13
TOTALS		14 / 21	9 / 19	4 / 13	7 / 13	5 / 15	9 / 21	6 / 15	3 / 10	5 / 10	10 / 67	72 / 204
		66.7%	47.4%	30.8%	53.8%	33.3%	42.9%	40.0%	30.0%	50.0%	14.9%	35.3%
		3RD & 1-3: 27 / 53 = 50.9%			3RD & 4-6: 21 / 49 = 42.9%			3RD & 7-10+: 24 / 102 = 23.5%				

Date	Opponent	STEELERS						OPPONENT						
		4th & 1	4th & 2	4th & 3	4th & 4	4th & 5+	Total	4th & 1	4th & 2	4th & 3	4th & 4	4th & 5+	Total	
09/08	at Atlanta	0/1	0/0	0/0	0/0	0/0	0/1	1/1	0/0	0/0	0/0	0/0	0/0	1/1
09/15	at Denver	0/0	0/0	0/0	0/0	0/0	0/0	0/0	0/0	0/0	0/0	0/0	1/2	1/2
09/22	L.A. Chargers	0/0	0/0	0/0	0/0	0/0	0/0	0/0	0/0	0/0	0/0	0/0	0/0	0/0
09/29	at Indianapolis	0/1	0/0	0/0	0/0	0/1	0/2	0/0	0/0	0/0	0/0	0/0	0/0	0/0
10/06	Dallas	2/2	0/0	0/0	0/0	0/0	2/2	0/0	0/0	0/0	1/1	0/0	1/1	1/1
10/13	at Las Vegas	1/1	0/0	0/0	0/0	0/0	1/1	0/0	1/1	0/1	0/0	0/1	1/3	1/3
10/20	N.Y. Jets	1/1	1/1	0/0	0/0	0/0	2/2	1/1	0/0	0/0	0/0	0/1	1/2	1/2
10/28	N.Y. Giants	0/0	0/0	0/0	0/0	0/0	0/0	0/0	1/1	0/0	0/0	0/0	0/0	1/1
11/10	at Washington	1/1	0/0	0/0	0/0	0/1	1/2	0/0	0/0	0/0	0/0	0/1	0/1	0/1
11/17	Baltimore	0/1	0/0	0/0	0/0	0/0	0/1	0/0	0/0	0/0	0/0	0/0	0/0	0/0
11/21	at Cleveland	1/2	0/1	0/0	0/0	0/0	1/3	2/2	1/1	1/1	0/0	0/0	4/4	4/4
12/01	at Cincinnati	0/0	0/0	0/0	0/0	0/0	0/0	0/0	0/0	0/0	0/0	0/0	0/0	0/0
12/08	Cleveland	0/0	0/0	0/0	0/0	0/0	0/0	1/2	0/0	1/1	0/0	1/1	3/4	3/4
12/15	at Philadelphia	0/0	0/0	0/0	0/0	0/0	0/0	1/1	0/0	0/0	0/0	0/0	1/1	1/1
12/21	at Baltimore	0/0	0/0	0/0	0/0	0/1	0/1	0/0	0/0	0/0	0/0	0/0	0/0	0/0
12/25	Kansas City	0/0	0/0	0/0	0/0	0/1	0/1	1/1	0/0	0/0	0/0	0/0	1/1	1/1
01/04	Cincinnati	0/1	0/0	0/0	0/0	0/1	0/2	0/1	0/0	0/0	0/0	0/0	0/1	0/1
TOTALS		6/11	1/2	0/0	0/0	0/5	7/18	7/9	3/3	2/3	1/1	2/6	15/22	
		54.5%	50.0%	0.0%	0.0%	0.0%	38.9%	77.8%	100.0%	66.7%	100.0%	33.3%	68.2%	

SEPTEMBER 8, 2024
STEELERS @ ATLANTA FALCONS
W 18-10

TOP TACKLERS		SACKS		INTS		FORCED FUMBLES		RECOVERED FUMBLES	
PLAYER	NO.	PLAYER	NO.	PLAYER	NO.	PLAYER	NO.	PLAYER	NO.
M. Fitzpatrick	7	M. Adams Sr.	1.0	D. Elliott	1			T. Watt	1
A. Highsmith	6	T. Watt	1.0	D. Jackson	1				
D. Elliott	4								
C. Heyward	4								
T. Watt	4								
M. Adams Sr.	3								
B. Bishop Jr.	3								
D. Kazez	3								
L. Ogunjobi	3								
J. Porter Jr.	3								
P. Wilson	3								
K. Benton	2								
D. Jackson	2								
P. Queen	2								
N. Herbig	1								

SEPTEMBER 15, 2024
STEELERS @ DENVER BRONCOS
W 13-6

TOP TACKLERS		SACKS		INTS		FORCED FUMBLES		RECOVERED FUMBLES	
PLAYER	NO.	PLAYER	NO.	PLAYER	NO.	PLAYER	NO.	PLAYER	NO.
D. Elliott	9	A. Highsmith	1.0	D. Kazez	1				
M. Fitzpatrick	7	T. Watt	1.0	C. Trice Jr.	1				
A. Highsmith	4								
D. Kazez	4								
P. Queen	4								
K. Benton	3								
C. Heyward	3								
D. Jackson	3								
T. Watt	3								
M. Adams Sr.	2								
I. Loudermilk	2								
L. Ogunjobi	2								
J. Porter Jr.	2								
E. Roberts	2								
C. Trice Jr.	2								
B. Bishop Jr.	1								
D. Leal	1								

SEPTEMBER 22, 2024
STEELERS VS. LOS ANGELES CHARGERS
W 20-10

TOP TACKLERS		SACKS		INTS		FORCED FUMBLES		RECOVERED FUMBLES	
PLAYER	NO.	PLAYER	NO.	PLAYER	NO.	PLAYER	NO.	PLAYER	NO.
P. Queen	8	N. Herbig	2.0			N. Herbig	1		
D. Elliott	5	C. Heyward	1.0						
D. Jackson	5	E. Roberts	1.0						
C. Heyward	4	T. Watt	1.0						
J. Porter Jr.	4								
E. Roberts	4								
N. Herbig	3								
L. Ogunjobi	3								
T. Watt	3								
B. Bishop Jr.	2								
M. Fitzpatrick	2								
I. Loudermilk	2								
P. Wilson	2								
K. Benton	1								
A. Highsmith	1								
D. Lowry	1								

SEPTEMBER 29, 2024
STEELERS @ INDIANAPOLIS COLTS
L 27-24

TOP TACKLERS		SACKS		INTS		FORCED FUMBLES		RECOVERED FUMBLES	
PLAYER	NO.	PLAYER	NO.	PLAYER	NO.	PLAYER	NO.	PLAYER	NO.
D. Elliott	12	C. Heyward	1.0			D. Elliott	1		
M. Fitzpatrick	9	B. Bishop Jr.	0.5						
P. Queen	7	L. Ogunjobi	0.5						
C. Heyward	6								
L. Ogunjobi	6								
P. Wilson	6								
J. Porter Jr.	4								
K. Benton	3								
D. Jackson	3								
E. Roberts	3								
T. Edmunds	2								
N. Herbig	2								
T. Watt	2								
B. Bishop Jr.	1								
I. Loudermilk	1								

OCTOBER 6, 2024
STEELERS VS. DALLAS COWBOYS
L 20-17

TOP TACKLERS		SACKS		INTS		FORCED FUMBLES		RECOVERED FUMBLES	
PLAYER	NO.	PLAYER	NO.	PLAYER	NO.	PLAYER	NO.	PLAYER	NO.
M. Fitzpatrick	10	T. Watt	1.5	D. Jackson	1	E. Roberts	1	N. Herbig	1
D. Elliott	9	N. Herbig	0.5	J. Porter Jr.	1	T. Watt	1		
P. Queen	9								
P. Wilson	9								
T. Watt	8								
C. Heyward	4								
D. Jackson	4								
J. Porter Jr.	4								
B. Bishop Jr.	3								
E. Roberts	3								
M. Adams Sr.	2								
N. Herbig	2								
K. Benton	1								
D. Kazez	1								
D. Leal	1								
D. Lowry	1								
J. Moon	1								
L. Ogunjobi	1								

OCTOBER 13, 2024
STEELERS @ LAS VEGAS RAIDERS
W 32-13

TOP TACKLERS		SACKS		INTS		FORCED FUMBLES		RECOVERED FUMBLES	
PLAYER	NO.	PLAYER	NO.	PLAYER	NO.	PLAYER	NO.	PLAYER	NO.
P. Queen	13	C. Heyward	1.0	D. Jackson	1	T. Watt	2	K. Benton	1
D. Elliott	6							D. Elliott	1
P. Wilson	6								
E. Roberts	5								
T. Watt	5								
M. Fitzpatrick	4								
C. Heyward	4								
J. Porter Jr.	4								
K. Benton	2								
B. Bishop Jr.	2								
L. Ogunjobi	2								
M. Adams Sr.	1								
T. Edmunds	1								
D. Jackson	1								
E. Leota	1								
J. Moon	1								

OCTOBER 20, 2024
STEELERS VS. NEW YORK JETS
W 37-15

TOP TACKLERS		SACKS		INTS		FORCED FUMBLES		RECOVERED FUMBLES	
PLAYER	NO.	PLAYER	NO.	PLAYER	NO.	PLAYER	NO.	PLAYER	NO.
P. Wilson	9	L. Ogunjobi	1.0	B. Bishop Jr.	2				
B. Bishop Jr.	6								
D. Elliott	6								
M. Fitzpatrick	4								
A. Highsmith	4								
P. Queen	4								
J. Pierre	3								
J. Porter Jr.	3								
K. Benton	2								
C. Heyward	2								
D. Jackson	2								
L. Ogunjobi	2								
T. Watt	1								

OCTOBER 28, 2024
STEELERS VS. NEW YORK GIANTS
W 26-18

TOP TACKLERS		SACKS		INTS		FORCED FUMBLES		RECOVERED FUMBLES	
PLAYER	NO.	PLAYER	NO.	PLAYER	NO.	PLAYER	NO.	PLAYER	NO.
J. Porter Jr.	9	A. Highsmith	2.0	B. Bishop Jr.	1	T. Watt	1	T. Watt	1
P. Queen	8	T. Watt	2.0						
D. Elliott	7								
T. Watt	7								
C. Heyward	6								
B. Bishop Jr.	5								
M. Fitzpatrick	4								
A. Highsmith	4								
D. Jackson	4								
L. Ogunjobi	3								
E. Roberts	3								
K. Benton	2								
T. Edmunds	2								
P. Wilson	2								
D. Kazez	1								
I. Loudermilk	1								

NOVEMBER 10, 2024
STEELERS @ WASHINGTON COMMANDERS
W 28-27

TOP TACKLERS		SACKS		INTS		FORCED FUMBLES		RECOVERED FUMBLES	
PLAYER	NO.	PLAYER	NO.	PLAYER	NO.	PLAYER	NO.	PLAYER	NO.
P. Queen	7	C. Heyward	2.0						
D. Elliott	6	P. Smith	1.0						
J. Porter Jr.	5								
E. Roberts	5								
M. Fitzpatrick	4								
L. Ogunjobi	3								
P. Smith	3								
B. Bishop Jr.	2								
C. Heyward	2								
D. Jackson	2								
K. Benton	1								
D. Kazez	1								
I. Loudermilk	1								
J. Pierre	1								
P. Wilson	1								

NOVEMBER 17, 2024
STEELERS VS. BALTIMORE RAVENS
W 18-16

TOP TACKLERS		SACKS		INTS		FORCED FUMBLES		RECOVERED FUMBLES	
PLAYER	NO.	PLAYER	NO.	PLAYER	NO.	PLAYER	NO.	PLAYER	NO.
P. Queen	10	D. Lowry	1.0	P. Wilson	1	N. Herbig	1	D. Elliott	1
M. Fitzpatrick	7	T. Watt	1.0			P. Queen	1	P. Queen	1
L. Ogunjobi	5								
C. Heyward	4								
K. Benton	3								
E. Roberts	3								
T. Watt	3								
B. Bishop Jr.	2								
D. Elliott	2								
N. Herbig	2								
D. Kazez	2								
P. Wilson	2								
I. Loudermilk	1								
D. Lowry	1								
J. Porter Jr.	1								
P. Smith	1								

NOVEMBER 21, 2024
STEELERS @ CLEVELAND BROWNS
L 24-19

TOP TACKLERS		SACKS		INTS		FORCED FUMBLES		RECOVERED FUMBLES	
PLAYER	NO.	PLAYER	NO.	PLAYER	NO.	PLAYER	NO.	PLAYER	NO.
P. Queen	7	N. Herbig	1.0	D. Jackson	1	D. Elliott	1	D. Elliott	1
D. Elliott	6					M. Fitzpatrick	1	D. Jackson	1
C. Heyward	6					N. Herbig	1		
J. Porter Jr.	6								
N. Herbig	5								
P. Smith	4								
T. Watt	4								
P. Wilson	4								
M. Fitzpatrick	3								
D. Jackson	3								
L. Ogunjobi	3								
E. Roberts	3								
B. Bishop Jr.	2								
K. Benton	1								
I. Loudermilk	1								
C. Sutton	1								

DECEMBER 1, 2024
STEELERS @ CINCINNATI BENGALS
W 44-38

TOP TACKLERS		SACKS		INTS		FORCED FUMBLES		RECOVERED FUMBLES	
PLAYER	NO.	PLAYER	NO.	PLAYER	NO.	PLAYER	NO.	PLAYER	NO.
D. Elliott	11	T. Watt	2.0	D. Jackson	1	N. Herbig	1	P. Wilson	2
P. Queen	9	N. Herbig	1.0			T. Watt	1		
M. Fitzpatrick	6	C. Heyward	1.0						
C. Heyward	5								
J. Porter Jr.	5								
C. Sutton	4								
D. Kazez	3								
T. Watt	3								
P. Wilson	3								
N. Herbig	2								
L. Ogunjobi	2								
K. Benton	1								
B. Bishop Jr.	1								
E. Roberts	1								

DECEMBER 8, 2024
STEELERS VS. CLEVELAND BROWNS
W 27-14

TOP TACKLERS		SACKS		INTS		FORCED FUMBLES		RECOVERED FUMBLES	
PLAYER	NO.	PLAYER	NO.	PLAYER	NO.	PLAYER	NO.	PLAYER	NO.
D. Elliott	13	C. Heyward	2.0	K. Benton	1				
P. Queen	10	A. Highsmith	1.0	J. Pierre	1				
B. Bishop Jr.	6								
J. Porter Jr.	6								
M. Fitzpatrick	5								
C. Heyward	5								
T. Watt	4								
P. Wilson	4								
A. Highsmith	3								
E. Roberts	3								
D. Jackson	2								
L. Ogunjobi	2								
K. Benton	1								
D. Kazez	1								
I. Loudermilk	1								
J. Pierre	1								

DECEMBER 15, 2024
STEELERS @ PHILADELPHIA EAGLES
L 27-13

TOP TACKLERS		SACKS		INTS		FORCED FUMBLES		RECOVERED FUMBLES	
PLAYER	NO.	PLAYER	NO.	PLAYER	NO.	PLAYER	NO.	PLAYER	NO.
P. Queen	11	T. Watt	2.0			T. Watt	1	B. Bishop Jr.	1
M. Fitzpatrick	8	A. Highsmith	1.0						
A. Highsmith	8								
D. Kazez	8								
T. Watt	7								
C. Heyward	5								
J. Porter Jr.	5								
P. Wilson	5								
K. Benton	4								
J. Pierre	4								
E. Roberts	4								
D. Jackson	3								
M. Adams Sr.	2								
B. Bishop Jr.	2								
N. Herbig	2								
I. Loudermilk	2								
P. Smith	2								
D. Lowry	1								
C. Sutton	1								

DECEMBER 21, 2024
STEELERS @ BALTIMORE RAVENS
L 34-17

TOP TACKLERS		SACKS		INTS		FORCED FUMBLES		RECOVERED FUMBLES	
PLAYER	NO.	PLAYER	NO.	PLAYER	NO.	PLAYER	NO.	PLAYER	NO.
P. Queen	8	A. Highsmith	1.0	M. Fitzpatrick	1	A. Highsmith	1		
D. Kazez	7								
M. Fitzpatrick	6								
C. Heyward	6								
I. Loudermilk	5								
C. Trice Jr.	5								
A. Highsmith	4								
T. Watt	4								
J. Pierre	3								
J. Porter Jr.	3								
P. Wilson	3								
E. Roberts	2								
M. Adams Sr.	1								
K. Benton	1								
B. Bishop Jr.	1								
N. Herbig	1								
D. Lowry	1								
M. Robinson	1								
P. Smith	1								

DECEMBER 25, 2024
STEELERS VS. KANSAS CITY CHIEFS
L 29-10

TOP TACKLERS		SACKS		INTS		FORCED FUMBLES		RECOVERED FUMBLES	
PLAYER	NO.	PLAYER	NO.	PLAYER	NO.	PLAYER	NO.	PLAYER	NO.
M. Fitzpatrick	7								
P. Queen	7								
D. Elliott	4								
C. Heyward	4								
A. Highsmith	4								
D. Jackson	4								
P. Wilson	4								
L. Ogunjobi	3								
E. Roberts	3								
C. Sutton	3								
C. Trice Jr.	3								
T. Watt	3								
K. Benton	2								
M. Adams Sr.	1								
I. Loudermilk	1								

JANUARY 4, 2025
 STEELERS VS. CINCINNATI BENGALS
 L 19-17

TOP TACKLERS		SACKS		INTS		FORCED FUMBLES		RECOVERED FUMBLES	
PLAYER	NO.	PLAYER	NO.	PLAYER	NO.	PLAYER	NO.	PLAYER	NO.
C. Trice Jr.	11	K. Benton	1.0	B. Bishop Jr.	1	P. Queen	1		
P. Wilson	9	N. Herbig	1.0			P. Wilson	1		
D. Elliott	8	P. Queen	1.0						
A. Highsmith	7	P. Smith	1.0						
J. Porter Jr.	6								
C. Sutton	6								
K. Benton	5								
P. Queen	5								
M. Fitzpatrick	3								
M. Adams Sr.	2								
N. Herbig	2								
E. Roberts	2								
P. Smith	2								
C. Heyward	1								
L. Ogunjobi	1								

DATE	OPPONENT	TT	SOLO	ASST	SACKS	SACK YDS	INTS	INT YDS	PD	DTD	DS	TFL	QBH	FF	FR
9/8	at Atlanta	50	31	19	2	18.0	2	49.0	5	0	0	3	7	0	1
9/15	at Denver	54	34	20	2	15.0	2	5.0	6	0	0	6	7	0	0
9/22	L.A. Chargers	50	32	18	5	44.0	0	0.0	1	0	0	7	7	1	0
9/29	at Indianapolis	67	37	30	2	14.0	0	0.0	2	0	0	4	8	1	0
10/6	Dallas	73	51	22	2	16.0	2	18.0	6	0	0	3	6	2	1
10/13	at Las Vegas	58	40	18	1	9.0	1	24.0	5	0	0	7	3	2	2
10/20	N.Y. Jets	48	34	14	1	7.0	2	41.0	6	0	0	5	8	0	0
10/28	N.Y. Giants	68	38	30	4	27.0	1	5.0	4	0	0	6	12	1	1
11/10	at Washington	44	37	7	3	20.0	0	0.0	5	0	0	9	6	0	0
11/17	Baltimore	49	20	29	2	2.0	1	0.0	6	0	0	3	6	2	2
11/21	at Cleveland	59	26	33	1	0.0	1	2.0	6	0	0	1	6	3	2
12/1	at Cincinnati	56	32	24	4	27.0	1	11.0	4	1	0	6	11	2	3
12/8	Cleveland	67	37	30	3	16.0	2	29.0	5	0	0	7	6	0	0
12/15	at Philadelphia	84	45	39	3	20.0	0	0.0	2	0	0	5	5	1	1
12/21	at Baltimore	63	33	30	1	9.0	1	25.0	3	0	0	3	0	1	0
12/25	Kansas City	53	37	16	0	0.0	0	0.0	5	0	0	2	2	0	0
1/4	Cincinnati	70	46	24	4	31.0	1	0.0	6	0	0	7	5	2	0
	2024 TOTALS	1,013	610	403	40	275.0	17	209.0	77	1	0	84	105	18	13

AMERICAN FOOTBALL CONFERENCE						
	OFFENSE			TOTAL	DEFENSE	
	TOTAL	RUSH	PASS		RUSH	PASS
Baltimore Ravens	*1	*1	2	7	*1	15
Buffalo Bills	3	3	3	11	7	12
Cincinnati Bengals	2	14	*1	14	11	11
Cleveland Browns	15	13	11	12	12	7
Denver Broncos	7	7	9	5	2	10
Houston Texans	9	6	10	4	6	3
Indianapolis Colts	4	2	13	15	14	14
Jacksonville Jaguars	12	12	12	16	15	16
Kansas City Chiefs	5	11	5	6	4	9
Las Vegas Raiders	14	16	4	10	8	8
Los Angeles Chargers	8	8	8	8	9	4
Miami Dolphins	6	10	6	3	5	5
New England Patriots	16	5	16	13	13	6
New York Jets	11	15	7	2	10	2
Pittsburgh Steelers	10	4	15	9	3	13
Tennessee Titans	13	9	14	*1	16	*1
NATIONAL FOOTBALL CONFERENCE						
	OFFENSE			TOTAL	DEFENSE	
	TOTAL	RUSH	PASS		RUSH	PASS
Arizona Cardinals	8	6	11	9	9	7
Atlanta Falcons	5	7	4	10	6	11
Carolina Panthers	14	10	15	16	16	12
Chicago Bears	16	14	16	13	12	8
Dallas Cowboys	12	15	8	14	13	9
Detroit Lions	*1	5	*1	8	3	16
Green Bay Packers	4	4	9	2	4	6
Los Angeles Rams	11	13	7	12	10	10
Minnesota Vikings	9	11	5	6	*1	14
New Orleans Saints	13	9	12	15	15	13
New York Giants	15	12	13	11	11	4
Philadelphia Eagles	7	*1	14	*1	5	*1
San Francisco 49ers	3	8	3	3	8	3
Seattle Seahawks	10	16	6	5	7	5
Tampa Bay Buccaneers	2	3	2	7	2	15
Washington Commanders	6	2	10	4	14	2
NATIONAL FOOTBALL LEAGUE						
	OFFENSE			TOTAL	DEFENSE	
	TOTAL	RUSH	PASS		RUSH	PASS
Arizona Cardinals	11	7	18	21	20	14
Atlanta Falcons	6	10	5	23	15	22
Baltimore Ravens	*1	*1	7	10	*1	31
Buffalo Bills	10	9	9	17	12	24
Carolina Panthers	29	18	30	32	32	23
Chicago Bears	32	25	31	27	28	16
Cincinnati Bengals	9	30	*1	25	19	21
Cleveland Browns	28	29	22	19	21	12
Dallas Cowboys	17	27	11	28	29	17
Denver Broncos	19	16	20	7	3	19
Detroit Lions	2	6	2	20	5	30
Green Bay Packers	5	5	12	5	7	13
Houston Texans	22	15	21	6	11	6
Indianapolis Colts	13	8	25	29	24	26
Jacksonville Jaguars	25	26	24	31	25	32
Kansas City Chiefs	16	22	14	9	8	18
Las Vegas Raiders	27	32	13	15	13	15
Los Angeles Chargers	20	17	19	11	14	7
Los Angeles Rams	15	24	10	26	22	20
Miami Dolphins	18	21	15	4	9	9
Minnesota Vikings	12	19 T	6	16	2	28
New England Patriots	31	13	32	22	23	10
New Orleans Saints	21	14	23	30	31	27
New York Giants	30	23	28	24	27	8
New York Jets	24	31	16	3	17	4
Philadelphia Eagles	8	2	29	*1	10	*1
Pittsburgh Steelers	23	11	27	12	6	25
San Francisco 49ers	4	12	4	8	18	5
Seattle Seahawks	14	28	8	14	16	11
Tampa Bay Buccaneers	3	4	3	18	4	29
Tennessee Titans	26	19 T	26	2	26	2
Washington Commanders	7	3	17	13	30	3

* = NFL leader | T = Tied for position

NFL		OFFENSE				DEFENSE			
DATE	OPPONENT	TOTAL RUSH	PASS	*POINTS SCORED	TOTAL RUSH	PASS	*POINTS SCORED		
09/08	at Atlanta	120	13	28	23	4	10	17	T-2
09/15	at Denver	30	12	30	26	5	T-4	14	2
09/22	L.A. Chargers	24	12	29	24	1	T-2	5	1
09/29	at Indianapolis	17	10	22	T-22	4	3	T-8	2
10/06	Dallas	23	13	27	26	8	5	17	T-2
10/13	at Las Vegas	26	9	28	20	8	4	13	2
10/20	N.Y. Jets	19	9	26	16	8	3	22	2
10/28	N.Y. Giants	16	8	25	15	9	4	22	2
11/10	at Washington	18	8	26	12	8	4	19	2
11/17	Baltimore	19	8	28	15	8	4	18	2
11/21	at Cleveland	18	8	26	14	9	4	17	4
12/01	at Cincinnati	14	9	20	10	6	4	19	T-6
12/08	Cleveland	17	9	23	10	7	4	17	5
12/15	at Philadelphia	18	10	24	T-10	9	4	22	6
12/21	at Baltimore	19	11	25	12	11	8	20	F-7
12/25	Kansas City	16	10	25	14	11	7	23	7
01/04	Cincinnati	23	11	27	16	12	6	25	8

*Points per game

AFC		OFFENSE				DEFENSE			
DATE	OPPONENT	TOTAL RUSH	PASS	*POINTS SCORED	TOTAL RUSH	PASS	*POINTS SCORED		
09/08	at Atlanta	10	6	13	10	3	6	3	1-1
09/15	at Denver	16	5	16	13	5	3	10	2
09/22	L.A. Chargers	11	5	13	11	1	2	4	1
09/29	at Indianapolis	6	3	9	10	4	2	7	2
10/06	Dallas	9	6	11	12	7	3	10	T-2
10/13	at Las Vegas	10	2	12	7	7	2	9	2
10/20	N.Y. Jets	8	2	11	6	7	2	12	2
10/28	N.Y. Giants	6	2	11	6	8	3	12	2
11/10	at Washington	6	2	12	5	7	3	12	2
11/17	Baltimore	7	2	14	6	6	3	11	2
11/21	at Cleveland	6	2	13	6	7	3	10	3
12/01	at Cincinnati	4	2	9	4	4	3	9	T-3
12/08	Cleveland	5	2	11	4	5	3	10	3
12/15	at Philadelphia	5	3	12	T-4	7	3	11	4
12/21	at Baltimore	6	4	13	6	7	5	11	4
12/25	Kansas City	6	4	13	7	7	3	11	4
01/04	Cincinnati	10	4	15	7	9	3	13	4

	09/08	09/15	09/22	09/29	10/06	10/13	10/20	10/28	11/10	11/17	11/21	12/01	12/08	12/15	12/21	12/25	01/04	Totals
	@ ATL	@ DEN	LAC	@ IND	DAL	@ LV	NYJ	NYG	@ WAS	BAL	@ CLE	@ CIN	CLE	@ PHI	@ BAL	KC	CIN	
FIRST DOWNS																		
Total	16	16	20	23	17	18	21	20	21	18	17	28	15	10	19	23	16	318
Rushing	9	4	7	10	6	10	8	6	9	7	5	5	8	4	5	13	6	122
Passing	6	7	9	11	7	6	12	12	9	9	10	18	6	5	14	9	8	158
Penalty	1	5	4	2	4	2	1	2	3	2	2	5	1	1	0	1	2	38
THIRD DOWNS																		
Attempts	17	13	14	13	12	13	14	13	16	16	16	9	14	10	10	16	12	228
Converted	8	4	7	6	3	4	5	6	7	4	7	4	6	3	4	8	4	90
Percentage	47.1%	30.8%	50.0%	46.2%	25.0%	30.8%	35.7%	46.2%	43.8%	25.0%	43.8%	44.4%	42.9%	30.0%	40.0%	50.0%	33.3%	39.5%
FOURTH DOWNS																		
Attempts	1	0	0	2	2	1	2	0	2	1	3	0	0	0	1	1	2	18
Converted	0	0	0	0	2	1	2	0	1	0	1	0	0	0	0	0	0	7
Percentage	0.0%	0	0	0.0%	100.0%	100.0%	100.0%	0	50.0%	0.0%	33.3%	0	0	0	0.0%	0.0%	0.0%	38.9%
TOT. OFFENSE																		
Net Yards	270	251	346	404	226	293	409	426	312	303	368	520	267	163	315	364	193	5,430
Plays	66	58	65	68	57	62	66	63	75	74	67	66	62	41	60	73	58	1,081
Avg./Play	4.1	4.3	5.3	5.9	4.0	4.7	6.2	6.8	4.2	4.1	5.5	7.9	4.3	4.0	5.3	5.0	3.3	5.0
RUSHING																		
Net Yards	137	141	114	122	92	183	149	167	140	122	120	110	120	56	117	202	74	2,166
Rush. Att.	41	36	31	30	26	35	36	31	43	34	34	26	35	17	24	31	23	533
Avg./Att.	3.3	3.9	3.7	4.1	3.5	5.2	4.1	5.4	3.3	3.6	3.5	4.2	3.4	3.3	4.9	6.5	3.2	4.1
PASSING																		
Net Yards	133	110	232	282	134	110	260	259	172	181	248	410	147	107	198	162	119	3,264
Attempts	23	20	32	34	28	24	29	28	29	36	29	38	26	22	33	37	31	499
Completions	17	13	25	22	16	14	16	20	14	23	21	29	15	14	22	23	17	321
Intercepted	0	0	1	0	0	0	0	0	1	1	0	1	0	0	1	1	0	6
Gross Yards	156	117	245	312	150	145	264	278	195	205	270	414	158	128	217	205	148	3,607
Sacked	2.0	2.0	2.0	4.0	3.0	3.0	1.0	4.0	3.0	4.0	4.0	2.0	1.0	2.0	3.0	5.0	4.0	49.0
Yards Lost	23	7	13	30	16	35	4	19	23	24	22	4	11	21	19	43	29	343
ADVANCES																		
Rushes	41	36	31	30	26	35	36	31	43	34	34	26	35	17	24	31	23	533
Completions	17	13	25	22	16	14	16	20	14	23	21	29	15	14	22	23	17	321
Totals	58	49	56	52	42	49	52	51	57	57	55	55	50	31	46	54	40	854
Total Drives	10	11	10	11	10	11	11	11	14	13	11	11	14	9	11	11	11	190
PENALTIES																		
Number	9	10	3	6	8	7	4	5	5	7	6	9	6	5	5	4	3	102
Yards	60	78	15	53	50	50	36	50	49	45	39	103	61	60	29	25	20	823
FUMBLES																		
Number	1	1	0	3	2	1	0	1	1	0	2	1	1	2	2	2	2	22
Lost	0	0	0	2	1	0	0	1	1	0	1	1	1	1	1	1	1	11
PUNTING																		
Yards	146	424	156	103	222	137	184	131	212	226	15	38	314	215	247	178	213	3,161
Punts	3	8	3	3	5	3	4	3	5	4	1	1	6	5	5	4	5	68
Net Avg.	39.3	43.0	50.3	32.7	40.4	46.0	45.0	43.0	42.4	49.3	15.0	38.0	45.0	37.2	46.2	36.0	37.8	41.8
Gross Avg.	48.7	53.0	52.0	34.3	44.4	45.7	46.0	43.7	42.4	56.5	15.0	38.0	52.3	43.0	49.4	44.5	42.6	46.5
SCORING																		
Points	18	13	20	24	17	32	37	26	28	18	19	44	27	13	17	10	17	380
Q1	3	7	0	0	3	3	3	6	7	3	0	7	3	3	0	0	0	48
Q2	6	3	7	3	0	9	10	3	7	6	3	20	10	10	10	7	7	121
Q3	6	3	3	7	7	10	10	7	7	6	3	7	14	0	7	3	0	100
Q4	3	0	10	14	7	10	14	10	7	3	13	10	0	0	0	0	10	111
OT	0	0	0	0	0	0	0	0	0	0	0	0	0	0	0	0	0	0
TD Rushing	0	0	1	2	0	3	2	0	1	0	1	1	1	0	0	1	1	14
TD Passing	0	1	1	1	2	0	2	1	3	0	1	3	2	1	2	0	1	21
TD KO Returns	0	0	0	0	0	0	0	0	0	0	0	0	0	0	0	0	0	0
TD Punt Returns	0	0	0	0	0	0	0	1	0	0	0	0	0	0	0	0	0	1
TD Sp. Teams	0	0	0	0	0	0	0	0	0	0	0	0	0	0	0	0	0	0
TD Def. Returns	0	0	0	0	0	0	0	0	0	0	0	1	0	0	0	0	0	1
FG Attempts	6	2	3	1	1	4	3	4	0	6	3	4	2	2	1	1	1	44
FG Made	6	2	2	1	1	4	3	4	0	6	2	3	2	2	1	1	1	41
Safety	0	0	0	0	0	0	0	0	0	0	0	0	0	0	0	0	0	0
2-Pt Attempts	0	0	0	0	0	1	0	0	0	0	1	0	0	0	0	0	0	2
2-Pt Made	0	0	0	0	0	0	0	0	0	0	0	0	0	0	0	0	0	0
Time of Possession	35:36	32:19	33:51	31:07	27:31	31:51	32:09	29:18	36:11	36:22	35:02	31:09	30:00	20:08	27:35	31:22	22:00	523:31

	09/08	09/15	09/22	09/29	10/06	10/13	10/20	10/28	11/10	11/17	11/21	12/01	12/08	12/15	12/21	12/25	01/04	Totals
	@	@	@	@	@	@	@	@	@	@	@	@	@	@	@	@	@	
	ATL	DEN	LAC	IND	DAL	LV	NYJ	NYG	WAS	BAL	CLE	CIN	CLE	PHI	BAL	KC	CIN	
FIRST DOWNS																		
Total	15	13	10	22	25	16	17	17	19	16	17	25	20	26	25	20	21	324
Rushing	6	5	3	7	9	5	3	6	9	5	8	5	7	10	11	4	5	108
Passing	8	8	7	13	14	11	13	10	7	9	8	16	11	15	12	16	15	193
Penalty	1	0	0	2	2	0	1	1	3	2	1	4	2	1	2	0	1	23
THIRD DOWNS																		
Attempts	9	12	11	15	15	11	10	15	14	11	10	8	13	17	10	10	13	204
Converted	2	2	3	8	9	2	3	5	5	4	1	4	2	10	4	3	5	72
Percentage	22.2%	16.7%	27.3%	53.3%	60.0%	18.2%	30.0%	33.3%	35.7%	36.4%	10.0%	50.0%	15.4%	58.8%	40.0%	30.0%	38.5%	35.3%
FOURTH DOWNS																		
Attempts	1	2	0	0	1	3	2	1	1	0	4	0	4	1	0	1	1	22
Converted	1	1	0	0	1	1	1	1	0	0	4	0	3	1	0	1	0	15
Percentage	100.0%	50.0%	0	0	100.0%	33.3%	50.0%	100.0%	0.0%	0	100.0%	0	75.0%	100.0%	0	100.0%	0.0%	68.2%
TOT. OFFENSE																		
Net Yards	226	295	166	358	445	275	323	394	242	329	304	375	300	401	418	389	314	5,554
Plays	50	56	45	64	75	60	55	67	59	54	55	57	69	77	62	58	71	1,034
Avg./Play	4.5	5.3	3.7	5.6	5.9	4.6	5.9	5.9	4.1	6.1	5.5	6.6	4.3	5.2	6.7	6.7	4.4	5.4
RUSHING																		
Net Yards	89	64	61	133	109	57	54	157	60	124	85	93	104	131	220	69	68	1,678
Rush. Att.	22	19	20	32	31	19	15	25	22	19	27	15	25	42	38	20	21	412
Avg./Att.	4.0	3.4	3.1	4.2	3.5	3.0	3.6	6.3	2.7	6.5	3.1	6.2	4.2	3.1	5.8	3.5	3.2	4.1
PASSING																		
Net Yards	137	231	105	225	336	218	269	237	182	205	219	282	196	270	198	320	246	3,876
Attempts	26	35	20	30	42	40	39	38	34	33	27	38	41	32	23	38	46	582
Completions	16	20	14	19	29	27	24	24	17	16	18	28	24	25	15	29	37	382
Intercepted	2	2	0	0	2	1	2	1	0	1	1	1	2	0	1	0	1	17
Gross Yards	155	246	149	239	352	227	276	264	202	207	219	309	212	290	207	320	277	4,151
Sacked	2.0	2.0	5.0	2.0	2.0	1.0	1.0	4.0	3.0	2.0	1.0	4.0	3.0	3.0	1.0	0.0	4.0	40.0
Yards Lost	18	15	44	14	16	9	7	27	20	2	0	27	16	20	9	0	31	275
ADVANCES																		
Rushes	22	19	20	32	31	19	15	25	22	19	27	15	25	42	38	20	21	412
Completions	16	20	14	19	29	27	24	24	17	16	18	28	24	25	15	29	37	382
Totals	38	39	34	51	60	46	39	49	39	35	45	43	49	67	53	49	58	794
Total Drives	10	11	10	11	9	11	12	11	12	13	10	10	12	9	10	10	11	182
PENALTIES																		
Number	5	9	7	4	11	4	5	11	5	12	8	11	9	7	2	9	6	125
Yards	34	124	69	38	87	42	50	65	41	80	48	101	81	54	10	90	25	1,039
FUMBLES																		
Number	1	0	2	1	2	3	2	1	2	2	3	2	2	2	3	1	3	32
Lost	1	0	0	0	1	2	0	1	1	2	2	2	1	2	0	0	1	16
PUNTING																		
Yards	210	315	350	170	45	170	177	192	330	217	92	87	226	29	105	269	146	3,130
Punts	4	6	7	4	1	4	4	4	6	4	3	2	5	1	3	5	3	66
Net Avg.	40.8	48.0	47.1	35.0	45.0	32.5	42.0	24.8	48.3	46.0	24.0	43.5	37.2	29.0	35.0	43.0	43.3	40.3
Gross Avg.	52.5	52.5	50.0	42.5	45.0	42.5	44.3	48.0	55.0	54.3	30.7	43.5	45.2	29.0	35.0	53.8	48.7	47.4
SCORING																		
Points	10	6	10	27	20	13	15	18	27	16	24	38	14	27	34	29	19	347
Q1	3	0	7	14	3	7	7	3	7	0	0	14	7	10	7	13	10	112
Q2	7	0	3	3	3	0	8	6	10	7	10	7	0	7	10	0	3	84
Q3	0	0	0	0	0	0	0	0	10	3	0	3	0	3	7	3	3	32
Q4	0	6	0	10	14	6	0	9	0	6	14	14	7	7	10	13	3	119
OT	0	0	0	0	0	0	0	0	0	0	0	0	0	0	0	0	0	0
TD Rushing	0	0	0	1	0	1	1	1	3	1	3	1	0	1	0	1	0	14
TD Passing	1	0	1	2	2	1	1	0	1	0	1	0	3	2	3	3	1	23
TD KO Returns	0	0	0	0	0	0	0	0	0	0	0	0	0	0	0	0	0	0
TD Punt Returns	0	0	0	0	0	0	0	0	0	0	0	0	0	0	0	0	0	0
TD Sp. Teams	0	0	0	0	0	0	0	0	0	0	0	0	0	0	0	0	0	0
TD Def. Returns	0	0	0	0	0	0	0	0	0	0	0	1	0	0	1	0	0	2
FG Attempts	1	2	1	3	3	0	1	4	2	3	1	1	2	2	2	1	4	33
FG Made	1	2	1	2	2	0	0	4	2	1	1	1	0	2	2	1	4	26
Safety	0	0	0	0	0	0	0	0	0	0	0	0	0	0	0	0	0	0
2-Pt Attempts	0	0	0	0	0	1	1	1	0	1	2	0	0	0	0	1	0	7
2-Pt Made	0	0	0	0	0	1	0	0	0	1	0	0	0	0	0	0	0	2
Time of Possession	24:24	27:41	26:09	28:53	32:29	28:09	27:51	30:42	23:49	23:38	24:58	28:51	30:00	39:52	32:25	28:38	38:00	496:29

2024 REGULAR SEASON - DEFENSIVE TAKEAWAYS

DATE	OPPONENT	TAKEAWAY	QTR.	SCORE	YD-LINE	RESULT
09/08	at Atlanta	D. Elliott INT (K. Cousins)	1	3-3	PIT-49	FG
		T. Watt FR (D. Dalman fumble)	3	9-10	PIT-38	FG
		D. Jackson INT (K. Cousins)	4	15-10	PIT-33	FG
09/15	at Denver	C. Trice Jr. INT (B. Nix: touchback)	3	10-0	PIT(-8)	FG
		D. Kazez INT (B. Nix)	4	13-6	PIT-40	EOG
09/22	L.A. Chargers	None				
09/29	at Indianapolis	None				
10/06	Dallas	N. Herbig FR (T. Watt FF)	2	3-3	PIT-20	Punt
		D. Jackson INT (D. Prescott)	2	3-6	PIT-0	End of Half
		J. Porter Jr. INT (D. Prescott)	4	10-13	PIT-21	TD
10/13	at Las Vegas	K. Benton FR (T. Watt FF)	2	6-7	LV-30	TD
		D. Elliott FR (T. Watt FF)	4	22-7	PIT-1	Punt
		D. Jackson INT (A. O'Connell)	4	22-7	LV-31	TD
10/20	N.Y. Jets	B. Bishop Jr. INT (A. Rodgers)	2	6-15	PIT-46	TD
		B. Bishop Jr. INT (A. Rodgers)	3	16-15	NYJ-42	TD
10/28	N.Y. Giants	T. Watt FR (T. Watt FF)	4	26-18	PIT-28	Punt
		B. Bishop Jr. INT (D. Jones)	4	26-18	PIT-29	EOG
11/10	at Washington	None				
11/17	Baltimore	D. Elliott FR (N. Herbig FF)	1	0-0	BLT-42	FG
		P. Queen FR (P. Queen FF)	2	6-7	BLT-19	FG
		P. Wilson INT (L. Jackson)	4	15-10	PIT-36	FG
11/21	at Cleveland	D. Jackson FR (D. Elliott FF)	3	3-10	PIT-26	Downs
		D. Elliott FR (N. Herbig FF)	4	13-18	CLV-27	TD
		D. Jackson INT (J. Winston)	4	19-18	PIT-22	Punt
12/01	at Cincinnati	P. Wilson FR (P. Wilson FF)	2	21-21	PIT-35	FG
		D. Jackson INT (J. Burrow)	4	34-24	PIT-36	Punt
		P. Wilson FR (N. Herbig FF)	4	41-24	CIN-21	TD
12/08	Cleveland	K. Benton INT (J. Winston)	2	3-7	CLV-42	TD
		J. Pierre INT (J. Winston)	4	27-14	PIT-18	Punt
12/15	at Philadelphia	B. Bishop Jr. FR (T. Watt FF)	1	0-3	PHI-45	Punt
12/21	at Baltimore	M. Fitzpatrick INT (L. Jackson)	4	17-24	PIT-8	INT
12/25	Kansas City	None				
01/04	Cincinnati	B. Bishop Jr. INT (J. Burrow)	2	7-10	PIT-17	Downs

2024 REGULAR SEASON - OFFENSIVE GIVEAWAYS

DATE	OPPONENT	TAKEAWAY	QTR.	SCORE	YD-LINE	RESULT
09/08	at Atlanta	None				
09/15	at Denver	None				
09/22	L.A. Chargers	J. Fields INT (B. Dupree)	3	10-10	LAC-34	Punt
09/29	at Indianapolis	G. Pickens fumble (N. Cross FF; J. Blackmon FR)	2	0-17	IND-3	Punt
		J. Fields fumble (C. Lammons FF; C. Lammons FR)	3	3-17	PIT-45	Missed FG
10/06	Dallas	P. Freiermuth fumble (E. Kendricks FF; J. Lewis FR)	4	17-20	PIT-11	EOG
10/13	at Las Vegas	None				
10/20	N.Y. Jets	None				
10/28	N.Y. Giants	R. Wilson fumble (B. Okereke FF; B. Okereke FR)	4	26-18	PIT-37	Fumble
11/10	at Washington	R. Wilson INT (J. Chinn)	3	21-27	WAS-26	Punt
		J. Warren fumble (Q. Martin FF; J. Chinn FR)	4	4-27	WAS-1	Punt
11/17	Baltimore	R. Wilson INT (M. Humphrey: touchback)	4	15-10	BLT-(-8)	INT
11/21	at Cleveland	R. Wilson fumble (M. Garrett FF; W. Reid FR)	2	3-7	PIT-31	FG
12/01	at Cincinnati	R. Wilson INT (C. Taylor-Britt)	1	0-7	CIN-49	TD
12/08	Cleveland	C. Patterson fumble (I. McGuire FF; M. Garrett FR)	4	27-14	CLV-47	INT
12/15	at Philadelphia	R. Wilson fumble (D. Slay FR)	3	13-20	PHI-26	TD
12/21	at Baltimore	R. Wilson fumble (A. Washington FF; K. Van Noy FR)	2	7-7	BLT-4	TD
		R. Wilson INT (M. Humphrey)	4	17-31	PIT-37	TD
12/25	Kansas City	R. Wilson INT (J. Reid: touchback)	1	0-13	KC-(-5)	Punt
		P. Freiermuth fumble (T. McDuffie FF; N. Bolton FR)	4	10-22	PIT-34	TD
01/04	Cincinnati	None				

2024 REGULAR SEASON - SPECIAL TEAMS/MISC TAKEAWAYS

DATE	OPPONENT	TAKEAWAY	QTR.	SCORE	YD-LINE	RESULT
11/10	at Washington	B. Skowronek FR (O. Zaccheus fumble)	2	7-7	WAS-14	TD
12/08	Cleveland	B. Skowronek FR (K. Toney fumble)	4	27-14	CLV-20	EOG
12/15	at Philadelphia	N. Herbig FR (M. Robinson FF)	1	0-3	PHI-11	FG
01/04	Cincinnati	C. Heyward FR (D. Ivey fumble)	4	14-19	CIN-38	FG

2024 REGULAR SEASON - SPECIAL TEAMS/MISC GIVEAWAYS

DATE	OPPONENT	TAKEAWAY	QTR.	SCORE	YD-LINE	RESULT
01/04	Cincinnati	C. Austin III fumble (S. Heyward FF; A. Davis-Gaither FR)	2	7-10	PIT-33	INT

2024 REGULAR SEASON - TURNOVERS

Offense:	16 Giveaways 38 Points (5 TD, 1 FG)	Ratio +16 (33 takes, 17 gives)
Defense:	29 Takeaways 78 Points (8 TD, 8 FG)	
Special Teams:	1 Giveaway 0 Points (0 TD, 0 FG)	Points Off Turnovers Ratio +53 (91 scored, 38 allowed)
	4 Takeaways 13 Points (1 TD, 2 FG)	

DATE	OPPONENT	FORCED TURNOVERS			TURNOVERS CONVERTED				OUTCOME		
		FUM	INTS	TOTAL	TD	FG	PTS.	PTS. PCT.	TD PCT.	NET DIFF.	RESULT
09/08	Pittsburgh	1	2	3	0	3	9	100.0	0.0	+3	W
	at Atlanta	0	0	0	0	0	0	0.0	0.0	-3	L
09/15	Pittsburgh	0	2	2	0	1	3	50.0	0.0	+2	W
	at Denver	0	0	0	0	0	0	0.0	0.0	-2	L
09/22	Pittsburgh	0	0	0	0	0	0	0.0	0.0	-1	W
	L.A. Chargers	0	1	1	0	0	0	0.0	0.0	+1	L
09/29	Pittsburgh	0	0	0	0	0	0	0.0	0.0	-2	L
	at Indianapolis	2	0	2	0	0	0	0.0	0.0	+2	W
10/06	Pittsburgh	1	2	3	1	0	7	33.3	100.0	+2	L
	Dallas	1	0	1	0	0	0	0.0	0.0	-2	W
10/13	Pittsburgh	2	1	3	2	0	13	66.7	100.0	+3	W
	at Las Vegas	0	0	0	0	0	0	0.0	0.0	-3	L
10/20	Pittsburgh	0	2	2	2	0	14	100.0	100.0	+2	W
	N.Y. Jets	0	0	0	0	0	0	0.0	0.0	-2	L
10/28	Pittsburgh	1	1	2	0	0	0	0.0	0.0	+1	W
	N.Y. Giants	1	0	1	0	0	0	0.0	0.0	-1	L
11/10	Pittsburgh	1	0	1	1	0	7	100.0	100.0	-1	W
	at Washington	1	1	2	0	0	0	0.0	0.0	+1	L
11/17	Pittsburgh	2	1	3	0	3	9	100.0	0.0	+2	W
	Baltimore	0	1	1	0	0	0	0.0	0.0	-2	L
11/21	Pittsburgh	2	1	3	1	0	6	33.3	100.0	+2	L
	at Cleveland	1	0	1	0	1	3	100.0	0.0	-2	W
12/01	Pittsburgh	2	1	3	1	1	9	66.7	50.0	+2	W
	at Cincinnati	0	1	1	1	0	7	100.0	100.0	-2	L
12/08	Pittsburgh	1	2	3	1	0	7	33.3	100.0	+2	W
	Cleveland	1	0	1	0	0	0	0.0	0.0	-2	L
12/15	Pittsburgh	2	0	2	0	2	6	100.0	0.0	+1	L
	at Philadelphia	1	0	1	1	0	7	100.0	100.0	-1	W
12/21	Pittsburgh	0	1	1	0	0	0	0.0	0.0	-1	L
	at Baltimore	1	1	2	2	0	14	100.0	100.0	+1	W
12/25	Pittsburgh	0	0	0	0	0	0	0.0	0.0	-2	L
	Kansas City	1	1	2	1	0	7	50.0	100.0	+2	W
01/04	Pittsburgh	1	1	2	0	1	3	50.0	0.0	+1	L
	Cincinnati	1	0	1	0	0	0	0.0	0.0	-1	W
	STEELERS	16	17	33	9	11	93	60.6	27.3	+16	10-7
	OPPONENTS	11	6	17	5	1	38	35.3	29.4	-16	7-10

PASSING:		KYLE ALLEN												
DATE	OPP.	ATT	CMP	YDS	CMP%	Y/A	Y/C	TD	TD%	INT	INT%	LG	SK/YD	RATE
09/08	at Atlanta	DID NOT PLAY (NON-INJURY)												
09/15	at Denver	DID NOT PLAY (NON-INJURY)												
09/22	L.A. Chargers	DID NOT PLAY (NON-INJURY)												
09/29	at Indianapolis	DID NOT PLAY (NON-INJURY)												
10/06	Dallas	1	1	19	100.0%	19.0	19.0	0	0.0%	0	0.0%	19	0/0	118.8
10/13	at Las Vegas	ON INACTIVE LIST												
10/20	N.Y. Jets	ON INACTIVE LIST												
10/28	N.Y. Giants	DID NOT PLAY (NON-INJURY)												
11/10	at Washington	ON INACTIVE LIST												
11/17	Baltimore	ON INACTIVE LIST												
11/21	at Cleveland	INACTIVE												
12/01	at Cincinnati	ON INACTIVE LIST												
12/08	Cleveland	ON INACTIVE LIST												
12/15	at Philadelphia	INACTIVE												
12/21	at Baltimore	DID NOT PLAY (NON-INJURY)												
12/25	Kansas City	DID NOT PLAY (NON-INJURY)												
01/04	Cincinnati	ON INACTIVE LIST												
TOTALS		1	1	19	100.0%	19.0	19.0	0	0.0%	0	0.0%	19	0/0	118.8

PASSING:		JUSTIN FIELDS												
DATE	OPP.	ATT	CMP	YDS	CMP%	Y/A	Y/C	TD	TD%	INT	INT%	LG	SK/YD	RATE
09/08	at Atlanta	23	17	156	73.9%	6.8	9.2	0	0.0%	0	0.0%	40	2/23	91.9
09/15	at Denver	20	13	117	65.0%	5.9	9.0	1	5.0%	0	0.0%	16	2/7	97.3
09/22	L.A. Chargers	32	25	245	78.1%	7.7	9.8	1	3.1%	1	3.1%	55t	2/13	96.0
09/29	at Indianapolis	34	22	312	64.7%	9.2	14.2	1	2.9%	0	0.0%	38	4/30	104.0
10/06	Dallas	27	15	131	55.6%	4.9	8.7	2	7.4%	0	0.0%	21	3/16	93.3
10/13	at Las Vegas	24	14	145	58.3%	6.0	10.4	0	0.0%	0	0.0%	31	3/35	75.9
10/20	N.Y. Jets	DID NOT PLAY (NON-INJURY)												
10/28	N.Y. Giants	ON INACTIVE LIST												
11/10	at Washington	DID NOT PLAY (NON-INJURY)												
11/17	Baltimore	0	0	0	0.0%	0.0	0.0	0	0.0%	0	0.0%	0	0/0	0.0
11/21	at Cleveland	1	0	0	0.0%	0.0	0.0	0	0.0%	0	0.0%	0	0/0	39.6
12/01	at Cincinnati	0	0	0	0.0%	0.0	0.0	0	0.0%	0	0.0%	0	0/0	0.0
12/08	Cleveland	DID NOT PLAY (NON-INJURY)												
12/15	at Philadelphia	0	0	0	0.0%	0.0	0.0	0	0.0%	0	0.0%	0	0/0	0.0
12/21	at Baltimore	INACTIVE												
12/25	Kansas City	INACTIVE												
01/04	Cincinnati	DID NOT PLAY (NON-INJURY)												
TOTALS		161	106	1,106	65.8%	6.9	10.4	5	3.1%	1	0.6%	55T	16/124	93.3

PASSING:		MILES KILLEBREW												
DATE	OPP.	ATT	CMP	YDS	CMP%	Y/A	Y/C	TD	TD%	INT	INT%	LG	SK/YD	RATE
09/08	at Atlanta	0	0	0	0.0%	0.0	0.0	0	0.0%	0	0.0%	0	0/0	0.0
09/15	at Denver	0	0	0	0.0%	0.0	0.0	0	0.0%	0	0.0%	0	0/0	0.0
09/22	L.A. Chargers	0	0	0	0.0%	0.0	0.0	0	0.0%	0	0.0%	0	0/0	0.0
09/29	at Indianapolis	0	0	0	0.0%	0.0	0.0	0	0.0%	0	0.0%	0	0/0	0.0
10/06	Dallas	0	0	0	0.0%	0.0	0.0	0	0.0%	0	0.0%	0	0/0	0.0
10/13	at Las Vegas	0	0	0	0.0%	0.0	0.0	0	0.0%	0	0.0%	0	0/0	0.0
10/20	N.Y. Jets	0	0	0	0.0%	0.0	0.0	0	0.0%	0	0.0%	0	0/0	0.0
10/28	N.Y. Giants	0	0	0	0.0%	0.0	0.0	0	0.0%	0	0.0%	0	0/0	0.0
11/10	at Washington	1	0	0	0.0%	0.0	0.0	0	0.0%	0	0.0%	0	0/0	39.6
11/17	Baltimore	0	0	0	0.0%	0.0	0.0	0	0.0%	0	0.0%	0	0/0	0.0
11/21	at Cleveland	0	0	0	0.0%	0.0	0.0	0	0.0%	0	0.0%	0	0/0	0.0
12/01	at Cincinnati	0	0	0	0.0%	0.0	0.0	0	0.0%	0	0.0%	0	0/0	0.0
12/08	Cleveland	0	0	0	0.0%	0.0	0.0	0	0.0%	0	0.0%	0	0/0	0.0
12/15	at Philadelphia	0	0	0	0.0%	0.0	0.0	0	0.0%	0	0.0%	0	0/0	0.0
12/21	at Baltimore	0	0	0	0.0%	0.0	0.0	0	0.0%	0	0.0%	0	0/0	0.0
12/25	Kansas City	0	0	0	0.0%	0.0	0.0	0	0.0%	0	0.0%	0	0/0	0.0
01/04	Cincinnati	0	0	0	0.0%	0.0	0.0	0	0.0%	0	0.0%	0	0/0	0.0
TOTALS		1	0	0	0.0%	0.0	0.0	0	0.0%	0	0.0%	0	0/0	39.6

PASSING:		RUSSELL WILSON												
DATE	OPP.	ATT	CMP	YDS	CMP%	Y/A	Y/C	TD	TD%	INT	INT%	LG	SK/YD	RATE
09/08	at Atlanta	ON INACTIVE LIST												
09/15	at Denver	ON INACTIVE LIST												
09/22	L.A. Chargers	ON INACTIVE LIST												
09/29	at Indianapolis	ON INACTIVE LIST												
10/06	Dallas	ON INACTIVE LIST												
10/13	at Las Vegas	DID NOT PLAY (NON-INJURY)												
10/20	N.Y. Jets	29	16	264	55.2%	9.1	16.5	2	6.9%	0	0.0%	44	1/4	109.0
10/28	N.Y. Giants	28	20	278	71.4%	9.9	13.9	1	3.6%	0	0.0%	43	4/19	114.9
11/10	at Washington	28	14	195	50.0%	7.0	13.9	3	10.7%	1	3.6%	34	3/23	93.6
11/17	Baltimore	36	23	205	63.9%	5.7	8.9	0	0.0%	1	2.8%	37	4/24	67.5
11/21	at Cleveland	28	21	270	75.0%	9.6	12.9	1	3.6%	0	0.0%	46	4/22	116.7
12/01	at Cincinnati	38	29	414	76.3%	10.9	14.3	3	7.9%	1	2.6%	43	2/4	126.4
12/08	Cleveland	26	15	158	57.7%	6.1	10.5	2	7.7%	0	0.0%	22	1/11	101.1
12/15	at Philadelphia	22	14	128	63.6%	5.8	9.1	1	4.5%	0	0.0%	31	2/21	94.5
12/21	at Baltimore	33	22	217	66.7%	6.6	9.9	2	6.1%	1	3.0%	44	3/19	92.6
12/25	Kansas City	37	23	205	62.2%	5.5	8.9	0	0.0%	1	2.7%	41	5/43	65.7
01/04	Cincinnati	31	17	148	54.8%	4.8	8.7	1	3.2%	0	0.0%	25	4/29	78.4
TOTALS		336	214	2,482	63.7%	7.4	11.6	16	4.8%	5	1.5%	46	33/219	95.6

RUSHING:		JUSTIN FIELDS					NAJEE HARRIS					CORDARRELLE PATTERSON				
DATE	OPP.	NO.	YDS	AVG	LG	TD	NO.	YDS	AVG	LG	TD	NO.	YDS	AVG	LG	TD
09/08	at Atlanta	14	57	4.1	12	0	20	70	3.5	20	0	4	13	3.3	5	0
09/15	at Denver	8	27	3.4	16	0	17	69	4.1	11	0	2	3	1.5	3	0
09/22	L.A. Chargers	6	6	1.0	5t	1	18	70	3.9	21	0	4	33	8.3	14	0
09/29	at Indianapolis	10	55	5.5	12	2	13	19	1.5	5	0	6	43	7.2	12	0
10/06	Dallas	6	27	4.5	8	0	14	42	3.0	6	0	ON INACTIVE LIST				
10/13	at Las Vegas	11	59	5.4	18	2	14	106	7.6	36t	1	ON INACTIVE LIST				
10/20	N.Y. Jets	DID NOT PLAY (NON-INJURY)					21	102	4.9	34	1	ON INACTIVE LIST				
10/28	N.Y. Giants	ON INACTIVE LIST					19	114	6.0	26	0	ON INACTIVE LIST				
11/10	at Washington	DID NOT PLAY (NON-INJURY)					21	53	2.5	11	1	3	14	4.7	7	0
11/17	Baltimore	2	17	8.5	9	0	18	63	3.5	13	0	1	0	0.0	--	0
11/21	at Cleveland	3	26	8.7	30	0	16	41	2.6	11	0	1	-2	-2.0	-2	0
12/01	at Cincinnati	1	7	7.0	7	0	16	75	4.7	20	1	3	16	5.3	12	0
12/08	Cleveland	DID NOT PLAY (NON-INJURY)					16	53	3.3	20	1	4	3	0.8	4	0
12/15	at Philadelphia	1	8	8.0	8	0	6	14	2.3	7	0	2	9	4.5	5	0
12/21	at Baltimore	INACTIVE					9	42	4.7	11	0	0	0	0.0	--	0
12/25	Kansas City	INACTIVE					13	74	5.7	20	0	1	2	2.0	2	0
01/04	Cincinnati	DID NOT PLAY (NON-INJURY)					12	36	3.0	11	1	1	1	1.0	1	0
TOTALS		62	289	4.7	30	5	263	1,043	4.0	36T	6	32	135	4.2	14	0

RUSHING:		GEORGE PICKENS					AARON SHAMPKLIN					JAYLEN WARREN				
DATE	OPP.	NO.	YDS	AVG	LG	TD	NO.	YDS	AVG	LG	TD	NO.	YDS	AVG	LG	TD
09/08	at Atlanta	1	-10	-10.0	-10	0	PRACTICE SQUAD					2	7	3.5	8	0
09/15	at Denver	0	0	0.0	--	0	PRACTICE SQUAD					9	42	4.7	11	0
09/22	L.A. Chargers	0	0	0.0	--	0	PRACTICE SQUAD					3	5	1.7	3	0
09/29	at Indianapolis	0	0	0.0	--	0	PRACTICE SQUAD					ON INACTIVE LIST				
10/06	Dallas	0	0	0.0	--	0	4	14	3.5	5	0	ON INACTIVE LIST				
10/13	at Las Vegas	0	0	0.0	--	0	1	-2	-2.0	-2	0	6	7	1.2	7	0
10/20	N.Y. Jets	0	0	0.0	--	0	ON INACTIVE LIST					12	44	3.7	10	0
10/28	N.Y. Giants	0	0	0.0	--	0	ON INACTIVE LIST					9	46	5.1	18	0
11/10	at Washington	1	4	4.0	4	0	PRACTICE SQUAD					14	66	4.7	12	0
11/17	Baltimore	0	0	0.0	--	0	PRACTICE SQUAD					9	41	4.6	9	0
11/21	at Cleveland	0	0	0.0	--	0	PRACTICE SQUAD					11	45	4.1	15	1
12/01	at Cincinnati	0	0	0.0	--	0	PRACTICE SQUAD					3	9	3.0	6	0
12/08	Cleveland	ON INACTIVE LIST					PRACTICE SQUAD					9	47	5.2	14	0
12/15	at Philadelphia	INACTIVE					PRACTICE SQUAD					4	12	3.0	6	0
12/21	at Baltimore	INACTIVE					PRACTICE SQUAD					12	48	4.0	11	0
12/25	Kansas City	0	0	0.0	--	0	PRACTICE SQUAD					11	71	6.5	22	0
01/04	Cincinnati	0	0	0.0	--	0	PRACTICE SQUAD					6	21	3.5	9	0
TOTALS		2	-6	-3.0	4	0	5	12	2.4	5	0	120	511	4.3	22	1

RUSHING:		RUSSELL WILSON				
DATE	OPP.	NO.	YDS	AVG	LG	TD
09/08	at Atlanta	ON INACTIVE LIST				
09/15	at Denver	ON INACTIVE LIST				
09/22	L.A. Chargers	ON INACTIVE LIST				
09/29	at Indianapolis	ON INACTIVE LIST				
10/06	Dallas	ON INACTIVE LIST				
10/13	at Las Vegas	DID NOT PLAY (NON-INJURY)				
10/20	N.Y. Jets	3	3	1.0	1t	1
10/28	N.Y. Giants	3	7	2.3	5	0
11/10	at Washington	4	3	0.8	6	0
11/17	Baltimore	4	1	0.3	3	0
11/21	at Cleveland	3	10	3.3	10	0
12/01	at Cincinnati	3	3	1.0	5	0
12/08	Cleveland	6	17	2.8	8	0
12/15	at Philadelphia	4	13	3.3	8	0
12/21	at Baltimore	3	27	9.0	19	0
12/25	Kansas City	6	55	9.2	15	1
01/04	Cincinnati	4	16	4.0	12	0
TOTALS		43	155	3.6	19	2

RECEIVING:		CALVIN AUSTIN III					ZACH FRAZIER					PAT FREIERMUTH				
DATE	OPP.	NO.	YDS	AVG	LG	TD	NO.	YDS	AVG	LG	TD	NO.	YDS	AVG	LG	TD
09/08	at Atlanta	1	7	7.0	7	0	0	0	0.0	--	0	4	27	6.8	10	0
09/15	at Denver	1	6	6.0	6	0	0	0	0.0	--	0	4	39	9.8	14	0
09/22	L.A. Chargers	4	95	23.8	55t	1	0	0	0.0	--	0	4	33	8.3	15	0
09/29	at Indianapolis	1	17	17.0	17	0	0	0	0.0	--	0	5	57	11.4	29	1
10/06	Dallas	1	6	6.0	6	0	0	-2	0.0	-2	0	3	22	7.3	19	1
10/13	at Las Vegas	2	36	18.0	20	0	0	0	0.0	--	0	2	16	8.0	8	0
10/20	N.Y. Jets	1	36	36.0	36	0	ON INACTIVE LIST					2	51	25.5	30	0
10/28	N.Y. Giants	3	54	18.0	29t	1	ON INACTIVE LIST					2	19	9.5	11	0
11/10	at Washington	2	20	10.0	13	0	0	0	0.0	--	0	3	17	5.7	8	1
11/17	Baltimore	1	-1	-1.0	-1	0	0	0	0.0	--	0	2	14	7.0	9	0
11/21	at Cleveland	3	78	26.0	46	1	0	0	0.0	--	0	4	59	14.8	22	0
12/01	at Cincinnati	2	29	14.5	23t	1	0	0	0.0	--	0	6	68	11.3	25t	1
12/08	Cleveland	1	4	4.0	4	0	0	0	0.0	--	0	3	48	16.0	21	1
12/15	at Philadelphia	5	65	13.0	31	0	0	0	0.0	--	0	3	22	7.3	12	1
12/21	at Baltimore	4	65	16.3	44	0	0	0	0.0	--	0	3	16	5.3	7	0
12/25	Kansas City	4	31	7.8	14	0	0	0	0.0	--	0	7	60	8.6	15	0
01/04	Cincinnati	0	0	0.0	--	0	0	0	0.0	--	0	8	85	10.6	19t	1
TOTALS		36	548	15.2	55T	4	0	-2	0.0	-2	0	65	653	10.0	30	7

RECEIVING:		NAJEE HARRIS					CONNOR HEYWARD					VAN JEFFERSON				
DATE	OPP.	NO.	YDS	AVG	LG	TD	NO.	YDS	AVG	LG	TD	NO.	YDS	AVG	LG	TD
09/08	at Atlanta	1	9	9.0	9	0	0	0	0.0	--	0	1	1	1.0	1	0
09/15	at Denver	1	5	5.0	5	0	0	0	0.0	--	0	2	14	7.0	12	0
09/22	L.A. Chargers	5	16	3.2	8	0	1	2	2.0	2	0	0	0	0.0	--	0
09/29	at Indianapolis	3	54	18.0	32	0	0	0	0.0	--	0	2	21	10.5	12	0
10/06	Dallas	2	35	17.5	20	0	2	23	11.5	16t	1	3	26	8.7	11	0
10/13	at Las Vegas	2	16	8.0	11	0	1	4	4.0	4	0	0	0	0.0	--	0
10/20	N.Y. Jets	0	0	0.0	--	0	0	0	0.0	--	0	2	15	7.5	11	1
10/28	N.Y. Giants	3	17	5.7	13	0	0	0	0.0	--	0	4	62	15.5	36	0
11/10	at Washington	0	0	0.0	--	0	0	0	0.0	--	0	0	0	0.0	--	0
11/17	Baltimore	4	30	7.5	20	0	0	0	0.0	--	0	0	0	0.0	--	0
11/21	at Cleveland	2	13	6.5	10	0	0	0	0.0	--	0	2	39	19.5	35	0
12/01	at Cincinnati	6	54	9.0	25	0	0	0	0.0	--	0	1	43	43.0	43	0
12/08	Cleveland	0	0	0.0	--	0	0	0	0.0	--	0	1	10	10.0	10t	1
12/15	at Philadelphia	1	7	7.0	7	0	0	0	0.0	--	0	1	0	0.0	--	0
12/21	at Baltimore	0	0	0.0	--	0	1	3	3.0	3	0	2	27	13.5	21	0
12/25	Kansas City	2	7	3.5	5	0	1	8	8.0	8	0	0	0	0.0	--	0
01/04	Cincinnati	4	20	5.0	12	0	0	0	0.0	--	0	3	18	6.0	8	0
TOTALS		36	283	7.9	32	0	6	40	6.7	16T	1	24	276	11.5	43	2

RECEIVING:		SCOTTY MILLER					CORDARRELLE PATTERSON					GEORGE PICKENS				
DATE	OPP.	NO.	YDS	AVG	LG	TD	NO.	YDS	AVG	LG	TD	NO.	YDS	AVG	LG	TD
09/08	at Atlanta	0	0	0.0	--	0	0	0	0.0	--	0	6	85	14.2	40	0
09/15	at Denver	0	0	0.0	--	0	0	0	0.0	--	0	2	29	14.5	16	0
09/22	L.A. Chargers	2	31	15.5	20	0	3	15	5.0	6	0	5	57	11.4	27	0
09/29	at Indianapolis	0	0	0.0	--	0	2	19	9.5	14	0	7	113	16.1	38	0
10/06	Dallas	0	0	0.0	--	0	ON INACTIVE LIST					3	26	8.7	21	0
10/13	at Las Vegas	0	0	0.0	--	0	ON INACTIVE LIST					3	53	17.7	31	0
10/20	N.Y. Jets	0	0	0.0	--	0	ON INACTIVE LIST					5	111	22.2	44	1
10/28	N.Y. Giants	0	0	0.0	--	0	ON INACTIVE LIST					4	74	18.5	43	0
11/10	at Washington	ON INACTIVE LIST					0	0	0.0	--	0	5	91	18.2	34	1
11/17	Baltimore	0	0	0.0	--	0	1	0	0.0	--	0	8	89	11.1	37	0
11/21	at Cleveland	INACTIVE					0	0	0.0	--	0	4	48	12.0	31	0
12/01	at Cincinnati	ON INACTIVE LIST					3	37	12.3	20	0	3	74	24.7	36	1
12/08	Cleveland	3	38	12.7	21	0	1	-2	-2.0	-2	0	ON INACTIVE LIST				
12/15	at Philadelphia	0	0	0.0	--	0	1	-1	-1.0	-1	0	INACTIVE				
12/21	at Baltimore	0	0	0.0	--	0	1	12	12.0	12t	1	INACTIVE				
12/25	Kansas City	0	0	0.0	--	0	0	0	0.0	--	0	3	50	16.7	41	0
01/04	Cincinnati	ON INACTIVE LIST					0	0	0.0	--	0	1	0	0.0	--	0
TOTALS		5	69	13.8	21	0	12	80	6.7	20	1	59	900	15.3	44	3

RECEIVING:		MYCOLE PRUITT					JAYLEN WARREN					DARNELL WASHINGTON				
DATE	OPP.	NO.	YDS	AVG	LG	TD	NO.	YDS	AVG	LG	TD	NO.	YDS	AVG	LG	TD
09/08	at Atlanta	1	9	9.0	9	0	2	13	6.5	9	0	1	5	5.0	5	0
09/15	at Denver	0	0	0.0	--	0	2	19	9.5	12	0	1	5	5.0	5t	1
09/22	L.A. Chargers	ON INACTIVE LIST					1	-4	-4.0	-4	0	0	0	0.0	--	0
09/29	at Indianapolis	ON INACTIVE LIST					ON INACTIVE LIST					2	31	15.5	20	0
10/06	Dallas	ON INACTIVE LIST					ON INACTIVE LIST					1	5	5.0	5	0
10/13	at Las Vegas	ON INACTIVE LIST					3	11	3.7	8	0	1	9	9.0	9	0
10/20	N.Y. Jets	0	0	0.0	--	0	2	15	7.5	11	0	4	36	9.0	18	0
10/28	N.Y. Giants	1	10	10.0	10	0	2	13	6.5	9	0	1	29	29.0	29	0
11/10	at Washington	0	0	0.0	--	0	2	29	14.5	26	0	1	6	6.0	6	0
11/17	Baltimore	ON INACTIVE LIST					4	27	6.8	12	0	2	42	21.0	25	0
11/21	at Cleveland	0	0	0.0	--	0	3	19	6.3	11	0	3	14	4.7	6	0
12/01	at Cincinnati	2	21	10.5	18	0	4	55	13.8	29	0	1	10	10.0	10	0
12/08	Cleveland	1	-1	-1.0	-1	0	2	25	12.5	14	0	0	0	0.0	--	0
12/15	at Philadelphia	0	0	0.0	--	0	1	3	3.0	3	0	0	0	0.0	--	0
12/21	at Baltimore	1	1	1.0	1t	1	5	44	8.8	13	0	0	0	0.0	--	0
12/25	Kansas City	0	0	0.0	--	0	5	41	8.2	21	0	1	8	8.0	8	0
01/04	Cincinnati	0	0	0.0	--	0	0	0	0.0	--	0	0	0	0.0	--	0
TOTALS		6	40	6.7	18	1	38	310	8.2	29	0	19	200	10.5	29	1

DATE	OPP.	MONTRAVIUS ADAMS SR.										KFEANU BENTON										BEANIE BISHOP JR.																
		S	A	TK	TFL	FLY	SK	SKY	INT	FR	FF	PR	PD	S	A	TK	TFL	FLY	SK	SKY	INT	FR	FF	PR	PD	S	A	TK	TFL	FLY	SK	SKY	INT	FR	FF	PR	PD	
09/08	at Atlanta	2	1	3	1	9	1.0	9.0	0	0	0	1	0	1	1	2	0	0	0.0	0.0	0	0	0	1	0	3	0	3	0	0	0.0	0	0	0.0	0	0	0	0
09/15	at Denver	1	1	2	0	0	0.0	0.0	0	0	0	0	0	1	2	3	0	0	0.0	0.0	0	0	0	1	0	1	0	1	0	0	0.0	0	0	0.0	0	0	0	0
09/22	L.A. Chargers	0	0	0	0	0	0.0	0.0	0	0	0	0	0	0	1	1	0	0	0.0	0.0	0	0	0	1	0	1	1	2	0	0	0.0	0	0	0.0	0	0	0	0
09/29	at Indianapolis	0	0	0	0	0	0.0	0.0	0	0	0	0	0	3	0	3	1	1	0.0	0.0	0	0	0	1	0	1	0	1	1	0	0	0.5	3.0	0	0	0	0	1
10/06	Dallas	1	1	2	0	0	0.0	0.0	0	0	0	0	0	0	1	1	0	0	0.0	0.0	0	0	0	1	3	3	0	3	0	0	0.0	0	0	0.0	0	0	0	1
10/13	at Las Vegas	1	0	1	0	0	0.0	0.0	0	0	0	0	0	1	1	2	0	0	0.0	0.0	0	0	0	1	0	2	0	2	1	4	0.0	0.0	0	0	0	0	1	
10/20	N.Y. Jets	0	0	0	0	0	0.0	0.0	0	0	0	0	0	2	0	2	0	0	0.0	0.0	0	0	0	2	5	1	6	1	4	0.0	0.0	2	0	0	0	2	2	
10/28	N.Y. Giants	INJURED RESERVE												1	1	2	0	0	0.0	0.0	0	0	0	0	0	3	2	5	0	0	0.0	0	0	0.0	1	0	0	1
11/10	at Washington	INJURED RESERVE												1	0	1	0	0	0.0	0.0	0	0	0	0	1	0	2	2	0	0	0.0	0	0	0.0	0	0	0	0
11/17	Baltimore	INJURED RESERVE												1	2	3	0	0	0.0	0.0	0	0	0	0	0	1	1	2	0	0	0.0	0	0	0.0	0	0	0	0
11/21	at Cleveland	INJURED RESERVE												0	1	1	0	0	0.0	0.0	0	0	0	0	1	0	1	2	0	0	0.0	0	0	0.0	0	0	0	1
12/01	at Cincinnati	INJURED RESERVE												1	0	1	0	0	0.0	0.0	0	0	0	0	1	0	1	1	0	0	0.0	0	0	0.0	0	0	0	0
12/08	Cleveland	INJURED RESERVE - DESIGNATED FOR RETURN												0	1	1	0	0	0.0	0.0	1	0	0	0	1	3	3	6	0	0	0.0	0	0	0.0	0	0	0	0
12/15	at Philadelphia	2	0	2	1	4	0.0	0.0	0	0	0	0	0	0	4	4	0	0	0.0	0.0	0	0	0	0	1	1	2	0	0	0	0.0	0	1	0	0	0	0	0
12/21	at Baltimore	1	0	1	0	0	0.0	0.0	0	0	0	0	0	0	1	1	0	0	0.0	0.0	0	0	0	0	0	1	0	1	0	0	0.0	0	0	0.0	0	0	0	0
12/25	Kansas City	0	1	1	0	0	0.0	0.0	0	0	0	0	0	1	1	2	0	0	0.0	0.0	0	0	0	0	0	0	0	0	0	0	0.0	0	0	0.0	0	0	0	0
01/04	Cincinnati	1	1	2	0	0	0.0	0.0	0	0	0	0	0	3	2	5	1	1	1.0	1.0	0	0	0	1	0	0	0	0	0	0	0.0	0	0	0.0	1	0	0	1
TOTALS		9	5	14	2	13	1.0	9.0	0	0	0	1	0	16	19	35	2	12	1.0	11.0	1	1	0	8	6	25	14	39	2	8	0.5	3.0	4	0	1	0	1	7

DATE	OPP.	TERRELL EDMUNDS										DESHON ELLIOTT										MINKAH FITZPATRICK																
		S	A	TK	TFL	FLY	SK	SKY	INT	FR	FF	PR	PD	S	A	TK	TFL	FLY	SK	SKY	INT	FR	FF	PR	PD	S	A	TK	TFL	FLY	SK	SKY	INT	FR	FF	PR	PD	
09/08	at Atlanta	Jaguars												1	3	4	0	0	0.0	0.0	1	0	0	0	2	6	1	7	0	0	0.0	0	0	0.0	0	0	0	0
09/15	at Denver	ON INACTIVE LIST												4	5	9	1	4	0.0	0.0	0	0	0	0	0	5	2	7	0	0	0.0	0	0	0.0	0	0	0	0
09/22	L.A. Chargers	ON INACTIVE LIST												4	1	5	0	0	0.0	0.0	0	0	0	0	0	1	1	2	0	0	0.0	0	0	0.0	0	0	0	0
09/29	at Indianapolis	1	1	2	0	0	0.0	0.0	0	0	0	0	0	8	4	12	0	0	0.0	0.0	0	0	0	1	0	6	3	9	0	0	0.0	0	0	0.0	0	0	0	0
10/06	Dallas	0	0	0	0	0	0.0	0.0	0	0	0	0	0	5	4	9	0	0	0.0	0.0	0	0	0	0	1	8	2	10	0	0	0.0	0	0	0.0	0	0	0	1
10/13	at Las Vegas	1	0	1	0	0	0.0	0.0	0	0	0	0	0	5	1	6	0	0	0.0	0.0	0	0	0	0	0	3	1	4	0	0	0.0	0	0	0.0	0	0	0	0
10/20	N.Y. Jets	0	0	0	0	0	0.0	0.0	0	0	0	0	0	6	0	6	1	3	0.0	0.0	0	0	0	1	0	4	0	4	0	0	0.0	0	0	0.0	0	0	0	0
10/28	N.Y. Giants	2	0	2	0	0	0.0	0.0	0	0	0	0	0	5	2	7	0	0	0.0	0.0	0	0	0	1	1	3	4	0	0	0	0.0	0	0	0.0	0	0	0	1
11/10	at Washington	DID NOT PLAY												5	1	6	2	3	0.0	0.0	0	0	0	0	0	4	0	4	0	0	0.0	0	0	0.0	0	0	0	0
11/17	Baltimore	ON INACTIVE LIST												1	1	2	0	0	0.0	0.0	0	1	0	0	1	0	4	3	7	0	0.0	0	0	0.0	0	0	0	0
11/21	at Cleveland	Jaguars												4	2	6	0	0	0.0	0.0	0	1	1	0	1	3	0	3	0	0	0.0	0	0	0.0	0	1	0	0
12/01	at Cincinnati	ON INACTIVE LIST												7	4	11	0	0	0.0	0.0	0	0	0	0	0	4	2	6	0	0	0.0	0	0	0.0	0	0	0	0
12/08	Cleveland	ON INACTIVE LIST												9	4	13	0	0	0.0	0.0	0	0	0	0	1	1	4	5	0	0	0.0	0	0	0.0	0	0	0	0
12/15	at Philadelphia	INACTIVE																								2	6	8	1	3	0.0	0	0	0.0	0	0	0	0
12/21	at Baltimore	INACTIVE																								2	4	6	0	0	0.0	0	0	0.0	1	0	0	2
12/25	Kansas City	ON INACTIVE LIST												2	2	4	0	0	0.0	0.0	0	0	0	0	0	6	1	7	0	0	0.0	0	0	0.0	0	0	0	0
01/04	Cincinnati	ON INACTIVE LIST												7	1	8	1	2	0.0	0.0	0	0	0	0	0	2	1	3	0	0	0.0	0	0	0.0	0	0	0	0
TOTALS		4	1	5	0	0	0.0	0.0	0	0	0	0	0	73	35	108	5	12	0.0	0.0	1	3	2	2	6	62	34	96	1	3	0.0	0.0	1	0	1	0	4	

DATE	OPP.	NICK HERBIG										CAMERON HEYWARD										ALEX HIGSMITH																
		S	A	TK	TFL	FLY	SK	SKY	INT	FR	FF	PR	PD	S	A	TK	TFL	FLY	SK	SKY	INT	FR	FF	PR	PD	S	A	TK	TFL	FLY	SK	SKY	INT	FR	FF	PR	PD	
09/08	at Atlanta	1	0	1	0	0	0.0	0.0	0	0	0	0	0	2	2	4	0	0	0.0	0.0	0	0	0	0	1	5	6	0	0	0.0	0	0	0.0	0	0	0	1	
09/15	at Denver	0	0	0	0	0	0.0	0.0	0	0	0	0	0	1	2	3	0	0	0.0	0.0	0	0	0	3	0	4	0	4	2	1.0	7.0	0	0	0	0	1		
09/22	L.A. Chargers	3	0	3	2	15	2.0	17.0	0	0	1	2	0	3	1	4	2	11	1.0	10.0	0	0	0	1	0	1	0	1	0	0.0	0.0	0	0	0	0	0	0	
09/29	at Indianapolis	1	1	2	0	0	0.0	0.0	0	0	0	0	0	2	4	6	1	1	1.0	7.0	0	0	0	3	ON INACTIVE LIST													
10/06	Dallas	1	1	2	1	6	0.5	4.5	0	1	0	1	0	2	2	4	0	0	0.0	0.0	0	0	0	1	ON INACTIVE LIST													
10/13	at Las Vegas	ON INACTIVE LIST												3	1	4	1	9	1.0	9.0	0	0	0	0	2	ON INACTIVE LIST												
10/20	N.Y. Jets	ON INACTIVE LIST												2	0	2	0	0	0.0	0.0	0	0	0	0	1	1	3	4	0	0	0.0	0.0	0	0	0	0	2	0
10/28	N.Y. Giants	ON INACTIVE LIST												3	3	6	0	0	0.0	0.0	0	0	0	0	2	1	4	0	4	2	9.0	9.0	0	0	0	6	0	
11/10	at Washington	ON INACTIVE LIST												2	0	2	2	9	2.0	19.0	0	0	0	0	2	1	0	0	0	0	0.0	0.0	0	0	0	0	1	0
11/17	Baltimore	1	1	2	0	0	0.0	0.0	0	0	1	1	0	2	2	4	0	0	0.0	0.0	0	0	0	1	ON INACTIVE LIST													
11/21	at Cleveland	3	2	5	0	0	1.0	0.0	0	0	1	2	0	1	5	6	0	0	0.0	0.0	0	0	0	2	INACTIVE													
12/01	at Cincinnati	1	1	2	1	8	1.0	8.0	0	0	1	2	0	3	2	5	2	11	1.0	8.0	0	0	0	2	ON INACTIVE LIST													
12/08	Cleveland	0	0	0	0	0	0.0	0.0	0	0	0	0	0	3	2	5	2	24	2.0	9.0	0	0	0	2	2	1	3	2	8	1.0	7.0	0	0	0	0	2	0	
12/15	at Philadelphia	1	1	2	0	0	0.0	0.0	0	0	0	1	0	2	3	5	0	0	0.0	0.0	0	0	0	0	6	2	8	2	10	1.0	8.0	0	0	0	0	1	0	
12/21	at Baltimore	0	1	1	0	0	0.0	0.0	0	0	0	0	0																									

DATE	OPP.	ISAIAH H. LOUDERMILK								DEAN LOWRY								JEREMIAH MOON																		
		S	A	TK	TFL	TFLY	SK	SKY	INT	FR	FF	PR	PD	S	A	TK	TFL	TFLY	SK	SKY	INT	FR	FF	PR	PD	S	A	TK	TFL	TFLY	SK	SKY	INT	FR	FF	PR
09/08	at Atlanta	0	0	0	0	0	0.0	0.0	0	0	0	0	ON INACTIVE LIST								INJURED RESERVE - DESIGNATED FOR RETURN															
09/15	at Denver	2	0	2	0	0	0.0	0.0	0	0	0	1	ON INACTIVE LIST								INJURED RESERVE - DESIGNATED FOR RETURN															
09/22	L.A. Chargers	2	0	2	0	0	0.0	0.0	0	0	0	0	0	1	1	0	0	0.0	0.0	0	0	0	0	0	INJURED RESERVE - DESIGNATED FOR RETURN											
09/29	at Indianapolis	1	0	1	0	0	0.0	0.0	0	0	0	0	0	0	0	0	0	0.0	0.0	0	0	0	0	0	INJURED RESERVE - DESIGNATED FOR RETURN											
10/06	Dallas	0	0	0	0	0	0.0	0.0	0	0	0	0	0	1	1	0	0	0.0	0.0	0	0	0	0	0	1	0	1	0	0	0.0	0.0	0	0	0	0	0
10/13	at Las Vegas	0	0	0	0	0	0.0	0.0	0	0	0	0	0	0	0	0	0	0.0	0.0	0	0	0	0	0	0	1	1	0	0	0.0	0.0	0	0	0	0	0
10/20	N.Y. Jets	0	0	0	0	0	0.0	0.0	0	0	0	0	0	0	0	0	0	0.0	0.0	0	0	0	0	0	0	0	0	0	0	0.0	0.0	0	0	0	0	0
10/28	N.Y. Giants	0	1	1	0	0	0.0	0.0	0	0	0	0	0	0	0	0	0	0.0	0.0	0	0	0	0	0	0	0	0	0	0	0.0	0.0	0	0	0	0	0
11/10	at Washington	1	0	1	0	0	0.0	0.0	0	0	0	0	0	0	0	0	0	0.0	0.0	0	0	0	0	0	0	0	0	0	0	0.0	0.0	0	0	0	0	0
11/17	Baltimore	0	1	1	0	0	0.0	0.0	0	0	0	0	1	0	1	0	0	1.0	0.0	0	0	0	1	1	0	0	0	0	0	0.0	0.0	0	0	0	0	0
11/21	at Cleveland	1	0	1	0	0	0.0	0.0	0	0	0	0	0	0	0	0	0	0.0	0.0	0	0	0	0	0	0	0	0	0	0	0.0	0.0	0	0	0	0	0
12/01	at Cincinnati	0	0	0	0	0	0.0	0.0	0	0	0	0	0	0	0	0	0	0.0	0.0	0	0	0	0	0	0	0	0	0	0	0.0	0.0	0	0	0	0	0
12/08	Cleveland	1	0	1	0	0	0.0	0.0	0	0	0	0	ON INACTIVE LIST								0 0 0 0 0 0 0.0 0.0 0 0 0 0															
12/15	at Philadelphia	0	2	2	0	0	0.0	0.0	0	0	0	0	0	1	1	0	0	0.0	0.0	0	0	0	0	0	0	0	0	0	0	0.0	0.0	0	0	0	0	0
12/21	at Baltimore	2	3	5	0	0	0.0	0.0	0	0	0	0	0	1	1	0	0	0.0	0.0	0	0	0	0	0	0	0	0	0	0	0.0	0.0	0	0	0	0	0
12/25	Kansas City	0	1	1	0	0	0.0	0.0	0	0	0	0	INACTIVE								0 0 0 0 0 0 0.0 0.0 0 0 0 0															
01/04	Cincinnati	ON INACTIVE LIST								ON INACTIVE LIST								0 0 0 0 0 0 0.0 0.0 0 0 0 0																		
TOTALS		10	8	18	0	0	0.0	0.0	0	0	0	1	1	4	5	0	0	1.0	0.0	0	0	0	1	1	1	1	2	0	0	0.0	0.0	0	0	0	0	0

DATE	OPP.	LARRY OGUNJOBI								JAMES PIERRE								JOEY PORTER JR.																		
		S	A	TK	TFL	TFLY	SK	SKY	INT	FR	FF	PR	PD	S	A	TK	TFL	TFLY	SK	SKY	INT	FR	FF	PR	PD	S	A	TK	TFL	TFLY	SK	SKY	INT	FR	FF	PR
09/08	at Atlanta	1	2	3	0	0	0.0	0.0	0	0	0	2	Commanders								2	1	3	0	0	0.0	0.0	0	0	0	0					
09/15	at Denver	1	1	2	0	0	0.0	0.0	0	0	0	0	Commanders								1	1	2	0	0	0.0	0.0	0	0	0	1					
09/22	L.A. Chargers	1	2	3	0	0	0.0	0.0	0	0	0	0	PRACTICE SQUAD								3	1	4	1	3	0.0	0.0	0	0	0	0					
09/29	at Indianapolis	3	3	6	1	2	0.5	4.0	0	0	0	1	0	0	0	0	0	0.0	0.0	0	0	0	0	0	3	1	4	0	0	0.0	0.0	0	0	0	0	1
10/06	Dallas	1	0	1	1	0	0.0	0.0	0	0	0	0	0	0	0	0	0	0.0	0.0	0	0	0	0	0	3	1	4	0	0	0.0	0.0	1	0	0	1	0
10/13	at Las Vegas	0	2	2	0	0	0.0	0.0	0	0	0	0	0	0	0	0	0	0.0	0.0	0	0	0	0	0	3	1	4	0	0	0.0	0.0	0	0	0	0	0
10/20	N.Y. Jets	2	0	2	1	7	1.0	7.0	0	0	0	3	3	0	3	0	0	0.0	0.0	0	0	0	0	0	2	1	3	1	1	0.0	0.0	0	0	0	0	0
10/28	N.Y. Giants	1	2	3	1	2	0.0	0.0	0	0	0	0	0	0	0	0	0	0.0	0.0	0	0	0	0	0	5	4	9	0	0	0.0	0.0	0	0	0	0	0
11/10	at Washington	2	1	3	1	3	0.0	0.0	0	0	0	0	1	0	1	0	0	0.0	0.0	0	0	0	0	0	1	5	5	0	0	0.0	0.0	0	0	0	0	0
11/17	Baltimore	0	5	5	0	0	0.0	0.0	0	0	0	0	0	0	0	0	0	0.0	0.0	0	0	0	0	0	0	1	1	0	0	0.0	0.0	0	0	0	0	2
11/21	at Cleveland	0	3	3	0	0	0.0	0.0	0	0	0	1	0	0	0	0	0	0.0	0.0	0	0	0	0	0	5	1	6	0	0	0.0	0.0	0	0	0	0	0
12/01	at Cincinnati	2	0	2	0	0	0.0	0.0	0	0	0	0	0	0	0	0	0	0.0	0.0	0	0	0	0	0	2	3	5	0	0	0.0	0.0	0	0	0	0	0
12/08	Cleveland	0	2	2	0	0	0.0	0.0	0	0	0	0	0	1	1	0	0	0.0	0.0	1	0	0	1	5	1	5	1	6	0	0.0	0.0	0	0	0	0	0
12/15	at Philadelphia	INACTIVE								3	1	4	0	0	0.0	0.0	0	0	0	0	0	0	5	5	5	0	0	0.0	0.0	0	0	0	0	1		
12/21	at Baltimore	INACTIVE								1	2	3	0	0	0.0	0.0	0	0	0	0	0	0	3	0	3	0	0	0.0	0.0	0	0	0	0	0		
12/25	Kansas City	2	1	3	0	0	0.0	0.0	0	0	0	0	0	0	0	0	0	0.0	0.0	0	0	0	0	1	INACTIVE											
01/04	Cincinnati	0	1	1	0	0	0.0	0.0	0	0	0	0	0	0	0	0	0	0.0	0.0	0	0	0	0	0	6	0	6	0	0	0.0	0.0	1	0	0	0	1
TOTALS		16	25	41	5	15	1.5	11.0	0	0	0	7	8	4	12	0	0	0.0	0.0	1	0	0	0	3	53	17	70	2	4	0.0	0.0	1	0	0	0	7

DATE	OPP.	PATRICK QUEEN								ELANDON ROBERTS								MARK ROBINSON																		
		S	A	TK	TFL	TFLY	SK	SKY	INT	FR	FF	PR	PD	S	A	TK	TFL	TFLY	SK	SKY	INT	FR	FF	PR	PD	S	A	TK	TFL	TFLY	SK	SKY	INT	FR	FF	PR
09/08	at Atlanta	2	0	2	0	0	0.0	0.0	0	0	0	0	0	0	0	0	0	0.0	0.0	0	0	0	0	0	0	0	0	0	0.0	0.0	0	0	0	0	0	
09/15	at Denver	3	1	4	0	0	0.0	0.0	0	0	0	1	2	0	2	0	0	0.0	0.0	0	0	0	0	0	0	0	0	0	0	0.0	0.0	0	0	0	0	0
09/22	L.A. Chargers	4	4	8	0	0	0.0	0.0	0	0	0	0	1	3	1	4	1	9.0	0.0	0	0	0	1	0	0	0	0	0	0	0.0	0.0	0	0	0	0	0
09/29	at Indianapolis	2	5	7	1	2	0.0	0.0	0	0	0	1	0	0	3	0	0	0.0	0.0	0	0	0	0	0	0	0	0	0	0	0.0	0.0	0	0	0	0	0
10/06	Dallas	6	3	9	0	0	0.0	0.0	0	0	0	0	3	0	3	0	0	0.0	0.0	0	1	0	0	0	0	0	0	0	0	0.0	0.0	0	0	0	0	0
10/13	at Las Vegas	6	7	13	1	1	0.0	0.0	0	0	0	0	3	2	5	1	1	0.0	0.0	0	0	0	0	0	0	0	0	0	0	0.0	0.0	0	0	0	0	0
10/20	N.Y. Jets	1	3	4	0	0	0.0	0.0	0	0	0	0	0	0	0	0	0	0.0	0.0	0	0	0	0	0	0	0	0	0	0	0.0	0.0	0	0	0	0	0
10/28	N.Y. Giants	3	5	8	0	0	0.0	0.0	0	0	0	0	2	1	3	1	2	0.0	0.0	0	0	0	0	0	0	0	0	0	0	0.0	0.0	0	0	0	0	0
11/10	at Washington	6	1	7	2	4	0.0	0.0	0	0	0	1	4	1	5	0	0	0.0	0.0	0	0	0	0	0	0	0	0	0	0	0.0	0.0	0	0	0	0	0
11/17	Baltimore	3	7	10	1	1	0.0	0.0	0	1	1	0	0	3	3	0	0	0.0	0.0	0	0	0	0	0	0	0	0	0	0	0.0	0.0	0	0	0	0	0
11/21	at Cleveland	2	5	7	0	0	0.0	0.0	0	0	0	1	0	3	3	0	0	0.0	0.0	0	1	0	0	0	0	0	0	0	0	0.0	0.0	0	0	0	0	0
12/01	at Cincinnati	4	5	9	0	0	0.0	0.0	0	0	0	0	0	0	1	0	0	0.0	0.0	0	1	0	0	0	0	0	0	0	0	0.0	0.0	0	0	0	0	0
12/08	Cleveland	5	5	10	0	0	0.0	0.0	0	0	0	1	1	2	3	1	5	0.0	0.0	0	0	0	0	0	0	0	0	0	0	0.0	0.0	0	0	0	0	0
12/15	at Philadelphia	6	5	11	0	0	0.0	0.0	0	0</																										

DATE	OPP	T.J. WATT										PAYTON WILSON													
		S	A	TK	TFL	TFLY	SK	SKY	INT	FR	FF	PR	PD	S	A	TK	TFL	TFLY	SK	SKY	INT	FR	FF	PR	PD
09/08	at Atlanta	2	2	4	2	12	1.0	9.0	0	1	0	3	0	3	0	3	0	0	0.0	0.0	0	0	0	0	0
09/15	at Denver	2	1	3	2	11	1.0	8.0	0	0	0	2	1	0	0	0	0	0	0.0	0.0	0	0	0	0	0
09/22	L.A. Chargers	3	0	3	1	8	1.0	8.0	0	0	0	2	0	1	1	2	0	0	0.0	0.0	0	0	0	0	0
09/29	at Indianapolis	0	2	2	0	0	0.0	0.0	0	0	0	0	0	4	2	6	0	0	0.0	0.0	0	0	0	0	0
10/06	Dallas	7	1	8	1	7	1.5	11.5	0	0	1	3	0	5	4	9	0	0	0.0	0.0	0	0	0	0	0
10/13	at Las Vegas	5	0	5	2	4	0.0	0.0	0	0	2	0	0	5	1	6	1	1	0.0	0.0	0	0	0	0	0
10/20	N.Y. Jets	0	1	1	0	0	0.0	0.0	0	0	0	2	1	4	5	9	0	0	0.0	0.0	0	0	0	0	0
10/28	N.Y. Giants	5	2	7	2	18	2.0	18.0	0	1	1	2	0	1	1	2	0	0	0.0	0.0	0	0	0	2	0
11/10	at Washington	0	0	0	0	0	0.0	0.0	0	0	0	2	1	1	0	1	0	0	0.0	0.0	0	0	0	0	0
11/17	Baltimore	3	0	3	2	5	1.0	2.0	0	0	0	2	0	2	0	2	0	0	0.0	0.0	1	0	0	0	1
11/21	at Cleveland	1	3	4	1	1	0.0	0.0	0	0	0	0	0	1	3	4	0	0	0.0	0.0	0	0	0	0	0
12/01	at Cincinnati	3	0	3	3	12	2.0	11.0	0	0	1	5	0	1	2	3	0	0	0.0	0.0	0	2	0	0	0
12/08	Cleveland	2	2	4	1	5	0.0	0.0	0	0	0	2	0	4	0	4	1	4	0.0	0.0	0	0	0	0	0
12/15	at Philadelphia	5	2	7	1	12	2.0	12.0	0	0	1	2	0	3	2	5	0	0	0.0	0.0	0	0	0	0	1
12/21	at Baltimore	1	3	4	0	0	0.0	0.0	0	0	0	0	0	2	1	3	0	0	0.0	0.0	0	0	0	0	0
12/25	Kansas City	1	2	3	1	1	0.0	0.0	0	0	0	0	1	3	1	4	0	0	0.0	0.0	0	0	0	0	0
01/04	Cincinnati	0	0	0	0	0	0.0	0.0	0	0	0	0	0	7	2	9	1	4	0.0	0.0	0	0	1	0	0
TOTALS		40	21	61	19	96	11.5	79.5	0	2	6	27	4	47	25	72	3	9	0.0	0.0	1	2	1	2	2

FUMBLE RETURNS:		KEFANU BENTON					BEANIE BISHOP JR.					DESHON ELLIOTT					NICK HERBIG				
DATE	OPP.	NO.	YDS	AVG	LG	TD	NO.	YDS	AVG	LG	TD	NO.	YDS	AVG	LG	TD	NO.	YDS	AVG	LG	TD
09/08	at Atlanta	0	0	0.0	--	0	0	0	0.0	--	0	0	0	0.0	--	0	0	0	0.0	--	0
09/15	at Denver	0	0	0.0	--	0	0	0	0.0	--	0	0	0	0.0	--	0	0	0	0.0	--	0
09/22	L.A. Chargers	0	0	0.0	--	0	0	0	0.0	--	0	0	0	0.0	--	0	0	0	0.0	--	0
09/29	at Indianapolis	0	0	0.0	--	0	0	0	0.0	--	0	0	0	0.0	--	0	0	0	0.0	--	0
10/06	Dallas	0	0	0.0	--	0	0	0	0.0	--	0	0	0	0.0	--	0	1	0	0.0	--	0
10/13	at Las Vegas	1	0	0.0	--	0	0	0	0.0	--	0	1	10	10.0	10	0	ON INACTIVE LIST				
10/20	N.Y. Jets	0	0	0.0	--	0	0	0	0.0	--	0	0	0	0.0	--	0	ON INACTIVE LIST				
10/28	N.Y. Giants	0	0	0.0	--	0	0	0	0.0	--	0	0	0	0.0	--	0	ON INACTIVE LIST				
11/10	at Washington	0	0	0.0	--	0	0	0	0.0	--	0	0	0	0.0	--	0	ON INACTIVE LIST				
11/17	Baltimore	0	0	0.0	--	0	0	0	0.0	--	0	1	0	0.0	--	0	0	0	0.0	--	0
11/21	at Cleveland	0	0	0.0	--	0	0	0	0.0	--	0	1	0	0.0	--	0	0	0	0.0	--	0
12/01	at Cincinnati	0	0	0.0	--	0	0	0	0.0	--	0	0	0	0.0	--	0	0	0	0.0	--	0
12/08	Cleveland	0	0	0.0	--	0	0	0	0.0	--	0	0	0	0.0	--	0	0	0	0.0	--	0
12/15	at Philadelphia	0	0	0.0	--	0	1	0	0.0	--	0	INACTIVE					1	0	0.0	--	0
12/21	at Baltimore	0	0	0.0	--	0	0	0	0.0	--	0	INACTIVE					0	0	0.0	--	0
12/25	Kansas City	0	0	0.0	--	0	0	0	0.0	--	0	0	0	0.0	--	0	0	0	0.0	--	0
01/04	Cincinnati	0	0	0.0	--	0	0	0	0.0	--	0	0	0	0.0	--	0	0	0	0.0	--	0
TOTALS		1	0	0.0	--	0	1	0	0.0	--	0	3	10	3.3	10	0	2	0	0.0	--	0

FUMBLE RETURNS:		CONNOR HEYWARD					DONTÉ JACKSON					PATRICK QUEEN					BEN SKOWRONEK				
DATE	OPP.	NO.	YDS	AVG	LG	TD	NO.	YDS	AVG	LG	TD	NO.	YDS	AVG	LG	TD	NO.	YDS	AVG	LG	TD
09/08	at Atlanta	0	0	0.0	--	0	0	0	0.0	--	0	0	0	0.0	--	0					
09/15	at Denver	0	0	0.0	--	0	0	0	0.0	--	0	0	0	0.0	--	0					
09/22	L.A. Chargers	0	0	0.0	--	0	0	0	0.0	--	0	0	0	0.0	--	0					
09/29	at Indianapolis	0	0	0.0	--	0	0	0	0.0	--	0	0	0	0.0	--	0					
10/06	Dallas	0	0	0.0	--	0	0	0	0.0	--	0	0	0	0.0	--	0					
10/13	at Las Vegas	0	0	0.0	--	0	0	0	0.0	--	0	0	0	0.0	--	0					
10/20	N.Y. Jets	0	0	0.0	--	0	0	0	0.0	--	0	0	0	0.0	--	0					
10/28	N.Y. Giants	0	0	0.0	--	0	0	0	0.0	--	0	0	0	0.0	--	0					
11/10	at Washington	0	0	0.0	--	0	0	0	0.0	--	0	0	0	0.0	--	0					
11/17	Baltimore	0	0	0.0	--	0	0	0	0.0	--	0	1	0	0.0	--	0					
11/21	at Cleveland	0	0	0.0	--	0	1	-1	-1.0	-1	0	0	0	0.0	--	0					
12/01	at Cincinnati	0	0	0.0	--	0	0	0	0.0	--	0	0	0	0.0	--	0					
12/08	Cleveland	0	0	0.0	--	0	0	0	0.0	--	0	0	0	0.0	--	0	1	0	0.0	--	0
12/15	at Philadelphia	0	0	0.0	--	0	0	0	0.0	--	0	0	0	0.0	--	0					
12/21	at Baltimore	0	0	0.0	--	0	INACTIVE					0	0	0.0	--	0					
12/25	Kansas City	0	0	0.0	--	0	0	0	0.0	--	0	0	0	0.0	--	0					
01/04	Cincinnati	1	0	0.0	--	0	ON INACTIVE LIST					0	0	0.0	--	0					
TOTALS		1	0	0.0	--	0	1	-1	-1.0	-1	0	1	0	0.0	--	0	1	0	0.0	--	0

FUMBLE RETURNS:		T. J. WATT					PAYTON WILSON				
DATE	OPP.	NO.	YDS	AVG	LG	TD	NO.	YDS	AVG	LG	TD
09/08	at Atlanta	1	0	0.0	--	0	0	0	0.0	--	0
09/15	at Denver	0	0	0.0	--	0	0	0	0.0	--	0
09/22	L.A. Chargers	0	0	0.0	--	0	0	0	0.0	--	0
09/29	at Indianapolis	0	0	0.0	--	0	0	0	0.0	--	0
10/06	Dallas	0	0	0.0	--	0	0	0	0.0	--	0
10/13	at Las Vegas	0	0	0.0	--	0	0	0	0.0	--	0
10/20	N.Y. Jets	0	0	0.0	--	0	0	0	0.0	--	0
10/28	N.Y. Giants	1	0	0.0	--	0	0	0	0.0	--	0
11/10	at Washington	0	0	0.0	--	0	0	0	0.0	--	0
11/17	Baltimore	0	0	0.0	--	0	0	0	0.0	--	0
11/21	at Cleveland	0	0	0.0	--	0	0	0	0.0	--	0
12/01	at Cincinnati	0	0	0.0	--	0	2	22	11.0	21t	1
12/08	Cleveland	0	0	0.0	--	0	0	0	0.0	--	0
12/15	at Philadelphia	0	0	0.0	--	0	0	0	0.0	--	0
12/21	at Baltimore	0	0	0.0	--	0	0	0	0.0	--	0
12/25	Kansas City	0	0	0.0	--	0	0	0	0.0	--	0
01/04	Cincinnati	0	0	0.0	--	0	0	0	0.0	--	0
TOTALS		2	0	0.0	--	0	2	22	11.0	21t	1

INTERCEPTION RETURNS:		KEFANU BENTON					BEANIE BISHOP JR.					DESHON ELLIOTT					MINKAH FITZPATRICK				
DATE	OPP.	NO.	YDS	AVG	LG	TD	NO.	YDS	AVG	LG	TD	NO.	YDS	AVG	LG	TD	NO.	YDS	AVG	LG	TD
09/08	at Atlanta	0	0	0.0	--	0	0	0	0.0	--	0	1	0	0.0	--	0	0	0	0.0	--	0
09/15	at Denver	0	0	0.0	--	0	0	0	0.0	--	0	0	0	0.0	--	0	0	0	0.0	--	0
09/22	L.A. Chargers	0	0	0.0	--	0	0	0	0.0	--	0	0	0	0.0	--	0	0	0	0.0	--	0
09/29	at Indianapolis	0	0	0.0	--	0	0	0	0.0	--	0	0	0	0.0	--	0	0	0	0.0	--	0
10/06	Dallas	0	0	0.0	--	0	0	0	0.0	--	0	0	0	0.0	--	0	0	0	0.0	--	0
10/13	at Las Vegas	0	0	0.0	--	0	0	0	0.0	--	0	0	0	0.0	--	0	0	0	0.0	--	0
10/20	N.Y. Jets	0	0	0.0	--	0	2	41	20.5	41	0	0	0	0.0	--	0	0	0	0.0	--	0
10/28	N.Y. Giants	0	0	0.0	--	0	1	5	5.0	5	0	0	0	0.0	--	0	0	0	0.0	--	0
11/10	at Washington	0	0	0.0	--	0	0	0	0.0	--	0	0	0	0.0	--	0	0	0	0.0	--	0
11/17	Baltimore	0	0	0.0	--	0	0	0	0.0	--	0	0	0	0.0	--	0	0	0	0.0	--	0
11/21	at Cleveland	0	0	0.0	--	0	0	0	0.0	--	0	0	0	0.0	--	0	0	0	0.0	--	0
12/01	at Cincinnati	0	0	0.0	--	0	0	0	0.0	--	0	0	0	0.0	--	0	0	0	0.0	--	0
12/08	Cleveland	1	11	11.0	11	0	0	0	0.0	--	0	0	0	0.0	--	0	0	0	0.0	--	0
12/15	at Philadelphia	0	0	0.0	--	0	0	0	0.0	--	0	INACTIVE					0	0	0.0	--	0
12/21	at Baltimore	0	0	0.0	--	0	0	0	0.0	--	0	INACTIVE					1	25	25.0	25	0
12/25	Kansas City	0	0	0.0	--	0	0	0	0.0	--	0	0	0	0.0	--	0	0	0	0.0	--	0
01/04	Cincinnati	0	0	0.0	--	0	1	0	0.0	--	0	0	0	0.0	--	0	0	0	0.0	--	0
TOTALS		1	11	11.0	11	0	4	46	11.5	41	0	1	0	0.0	--	0	1	25	25.0	25	0

INTERCEPTION RETURNS:		DONTÉ JACKSON					DAMONTAE KAZEE					JAMES PIERRE					JOEY PORTER JR.				
DATE	OPP.	NO.	YDS	AVG	LG	TD	NO.	YDS	AVG	LG	TD	NO.	YDS	AVG	LG	TD	NO.	YDS	AVG	LG	TD
09/08	at Atlanta	1	49	49.0	49	0	0	0	0.0	--	0	Commanders					0	0	0.0	--	0
09/15	at Denver	0	0	0.0	--	0	1	5	5.0	5	0						0	0	0.0	--	0
09/22	L.A. Chargers	0	0	0.0	--	0	0	0	0.0	--	0	PRACTICE SQUAD					0	0	0.0	--	0
09/29	at Indianapolis	0	0	0.0	--	0	0	0	0.0	--	0	0	0	0.0	--	0	0	0	0.0	--	0
10/06	Dallas	1	2	2.0	2	0	0	0	0.0	--	0	0	0	0.0	--	0	1	16	16.0	16	0
10/13	at Las Vegas	1	24	24.0	24	0	ON INACTIVE LIST					0	0	0.0	--	0	0	0	0.0	--	0
10/20	N.Y. Jets	0	0	0.0	--	0	ON INACTIVE LIST					0	0	0.0	--	0	0	0	0.0	--	0
10/28	N.Y. Giants	0	0	0.0	--	0	0	0	0.0	--	0	0	0	0.0	--	0	0	0	0.0	--	0
11/10	at Washington	0	0	0.0	--	0	0	0	0.0	--	0	0	0	0.0	--	0	0	0	0.0	--	0
11/17	Baltimore	0	0	0.0	--	0	0	0	0.0	--	0	0	0	0.0	--	0	0	0	0.0	--	0
11/21	at Cleveland	1	2	2.0	2	0	0	0	0.0	--	0	0	0	0.0	--	0	0	0	0.0	--	0
12/01	at Cincinnati	1	11	11.0	11	0	0	0	0.0	--	0	0	0	0.0	--	0	0	0	0.0	--	0
12/08	Cleveland	0	0	0.0	--	0	0	0	0.0	--	0	1	18	18.0	18	0	0	0	0.0	--	0
12/15	at Philadelphia	0	0	0.0	--	0	0	0	0.0	--	0	0	0	0.0	--	0	0	0	0.0	--	0
12/21	at Baltimore	INACTIVE					0	0	0.0	--	0	0	0	0.0	--	0	0	0	0.0	--	0
12/25	Kansas City	0	0	0.0	--	0	0	0	0.0	--	0	0	0	0.0	--	0	INACTIVE				
01/04	Cincinnati	ON INACTIVE LIST					0	0	0.0	--	0	0	0	0.0	--	0	0	0	0.0	--	0
TOTALS		5	88	17.6	49	0	1	5	5.0	5	0	1	18	18.0	18	0	1	16	16.0	16	0

INTERCEPTION RETURNS:		CORY TRICE JR.					PAYTON WILSON				
DATE	OPP.	NO.	YDS	AVG	LG	TD	NO.	YDS	AVG	LG	TD
09/08	at Atlanta	0	0	0.0	--	0	0	0	0.0	--	0
09/15	at Denver	1	0	0.0	--	0	0	0	0.0	--	0
09/22	L.A. Chargers	0	0	0.0	--	0	0	0	0.0	--	0
09/29	at Indianapolis	INJURED RESERVE					0	0	0.0	--	0
10/06	Dallas	INJURED RESERVE					0	0	0.0	--	0
10/13	at Las Vegas	INJURED RESERVE					0	0	0.0	--	0
10/20	N.Y. Jets	INJURED RESERVE					0	0	0.0	--	0
10/28	N.Y. Giants	INJURED RESERVE					0	0	0.0	--	0
11/10	at Washington	INJURED RESERVE					0	0	0.0	--	0
11/17	Baltimore	INJURED RESERVE - DESIGNATED FOR RETURN					1	0	0.0	--	0
11/21	at Cleveland	INJURED RESERVE - DESIGNATED FOR RETURN					0	0	0.0	--	0
12/01	at Cincinnati	INJURED RESERVE - DESIGNATED FOR RETURN					0	0	0.0	--	0
12/08	Cleveland	ON INACTIVE LIST					0	0	0.0	--	0
12/15	at Philadelphia	INACTIVE					0	0	0.0	--	0
12/21	at Baltimore	0	0	0.0	--	0	0	0	0.0	--	0
12/25	Kansas City	0	0	0.0	--	0	0	0	0.0	--	0
01/04	Cincinnati	0	0	0.0	--	0	0	0	0.0	--	0
TOTALS		1	0	0.0	--	0	1	0	0.0	--	0

		BEANIE BISHOP JR.			TERRELL EDMUNDS			NICK HERRIG			CONNOR HEYWARD		
DATE	OPP.	TKL	AST	TOT	TKL	AST	TOT	TKL	AST	TOT	TKL	AST	TOT
09/08	at Atlanta	1	0	1	Jaguars			0	0	0	0	0	0
09/15	at Denver	0	0	0	ON INACTIVE LIST			0	0	0	0	0	0
09/22	L.A. Chargers	0	0	0	ON INACTIVE LIST			0	0	0	0	1	1
09/29	at Indianapolis	0	0	0	0	0	0	0	0	0	1	0	1
10/06	Dallas	0	0	0	0	0	0	0	0	0	0	0	0
10/13	at Las Vegas	1	0	1	1	0	1	ON INACTIVE LIST			0	0	0
10/20	N.Y. Jets	0	0	0	0	1	1	ON INACTIVE LIST			1	1	2
10/28	N.Y. Giants	0	0	0	0	0	0	ON INACTIVE LIST			0	0	0
11/10	at Washington	0	1	1	DID NOT PLAY			ON INACTIVE LIST			2	0	2
11/17	Baltimore	2	0	2				0	0	0	0	0	0
11/21	at Cleveland	0	0	0	Jaguars			0	0	0	0	0	0
12/01	at Cincinnati	1	0	1				0	0	0	0	0	0
12/08	Cleveland	0	0	0				0	0	0	0	0	0
12/15	at Philadelphia	0	0	0				0	0	0	0	0	0
12/21	at Baltimore	0	0	0				0	0	0	0	0	0
12/25	Kansas City	0	0	0				0	0	0	1	0	1
01/04	Cincinnati	0	0	0				0	0	0	1	0	1
TOTALS		5	1	6	1	1	2	0	0	0	6	2	8

		MILES KILLEBREW			CHRISTIAN KUNTZ			DEMARVIN LEAL			ISAIAH LOUDERMILK		
DATE	OPP.	TKL	AST	TOT	TKL	AST	TOT	TKL	AST	TOT	TKL	AST	TOT
09/08	at Atlanta	0	0	0	0	0	0	1	0	1	0	0	0
09/15	at Denver	0	0	0	0	0	0	0	0	0	0	0	0
09/22	L.A. Chargers	0	1	1	0	1	1	1	0	1	0	0	0
09/29	at Indianapolis	0	0	0	0	0	0	0	0	0	0	0	0
10/06	Dallas	0	0	0	0	0	0	0	0	0	0	0	0
10/13	at Las Vegas	1	0	1	0	0	0	DID NOT PLAY			0	0	0
10/20	N.Y. Jets	0	0	0	0	0	0	INJURED RESERVE			0	0	0
10/28	N.Y. Giants	0	1	1	0	0	0	INJURED RESERVE			0	0	0
11/10	at Washington	1	0	1	0	0	0	INJURED RESERVE			0	0	0
11/17	Baltimore	0	0	0	0	0	0	INJURED RESERVE			0	0	0
11/21	at Cleveland	0	1	1	0	0	0	INJURED RESERVE			0	0	0
12/01	at Cincinnati	3	0	3	0	0	0	INJURED RESERVE			0	0	0
12/08	Cleveland	0	1	1	0	0	0	INJURED RESERVE			0	0	0
12/15	at Philadelphia	1	1	2	0	0	0	INJURED RESERVE			0	0	0
12/21	at Baltimore	0	0	0	0	0	0	INJURED RESERVE			0	0	0
12/25	Kansas City	1	0	1	1	0	1	INJURED RESERVE			0	0	0
01/04	Cincinnati	1	0	1	0	0	0	INJURED RESERVE			ON INACTIVE LIST		
TOTALS		8	5	13	1	1	2	2	0	2	0	0	0

		DEAN LOWRY			TYLER MATAKEVICH			SCOTTY MILLER			JEREMIAH MOON		
DATE	OPP.	TKL	AST	TOT	TKL	AST	TOT	TKL	AST	TOT	TKL	AST	TOT
09/08	at Atlanta	ON INACTIVE LIST			1	0	1	1	0	1	INJURED RESERVE - DESIGNATED FOR RETURN		
09/15	at Denver	ON INACTIVE LIST			1	0	1	0	0	0	INJURED RESERVE - DESIGNATED FOR RETURN		
09/22	L.A. Chargers	0	0	0	INJURED RESERVE			0	0	0	INJURED RESERVE - DESIGNATED FOR RETURN		
09/29	at Indianapolis	0	0	0	INJURED RESERVE			0	0	0	INJURED RESERVE - DESIGNATED FOR RETURN		
10/06	Dallas	0	0	0	INJURED RESERVE			0	0	0	0	0	0
10/13	at Las Vegas	0	0	0	INJURED RESERVE			0	0	0	1	0	1
10/20	N.Y. Jets	0	0	0	INJURED RESERVE			0	0	0	1	0	1
10/28	N.Y. Giants	0	0	0	INJURED RESERVE - DESIGNATED FOR RETURN			0	0	0	0	1	1
11/10	at Washington	0	0	0	0	0	0	ON INACTIVE LIST			0	0	0
11/17	Baltimore	0	0	0	1	0	1	0	0	0	0	0	0
11/21	at Cleveland	0	0	0	0	0	0	INACTIVE			1	0	1
12/01	at Cincinnati	0	0	0	0	0	0	ON INACTIVE LIST			0	0	0
12/08	Cleveland	ON INACTIVE LIST			1	0	1	0	0	0	0	0	0
12/15	at Philadelphia	0	0	0	0	0	0	0	0	0	0	2	2
12/21	at Baltimore	0	0	0	0	0	0	0	0	0	0	0	0
12/25	Kansas City	INACTIVE			0	0	0	0	0	0	1	0	1
01/04	Cincinnati	ON INACTIVE LIST			0	0	0	ON INACTIVE LIST			0	0	0
TOTALS		0	0	0	4	0	4	1	0	1	4	3	7

		JAMES PIERRE			MYGOLÉ PRUITT			MARK ROBINSON			BEN SKOWRONEK		
DATE	OPP.	TKL	AST	TOT	TKL	AST	TOT	TKL	AST	TOT	TKL	AST	TOT
09/08	at Atlanta	Commanders			0	0	0	0	0	0			
09/15	at Denver				1	0	1	0	0	0			
09/22	L.A. Chargers	PRACTICE SQUAD			ON INACTIVE LIST			0	0	0			
09/29	at Indianapolis	0	0	0	ON INACTIVE LIST			0	0	0			
10/06	Dallas	0	0	0	ON INACTIVE LIST			1	0	1			
10/13	at Las Vegas	0	0	0	ON INACTIVE LIST			0	0	0			
10/20	N.Y. Jets	2	0	2	0	0	0	0	0	0			
10/28	N.Y. Giants	1	1	2	0	0	0	0	0	0			
11/10	at Washington	1	0	1	0	0	0	0	0	0			
11/17	Baltimore	1	0	1	ON INACTIVE LIST			1	0	1			
11/21	at Cleveland	0	0	0	0	0	0	0	0	0			
12/01	at Cincinnati	1	0	1	0	0	0	0	0	0			
12/08	Cleveland	1	0	1	0	0	0	0	0	0	1	1	2
12/15	at Philadelphia	0	1	1	0	0	0	1	0	1			
12/21	at Baltimore	1	0	1	0	0	0	0	0	0			
12/25	Kansas City	1	0	1	0	0	0	1	0	1			
01/04	Cincinnati	0	0	0	0	0	0	1	0	1			
TOTALS		9	2	11	1	0	1	5	0	5	1	1	2

DATE	OPP.	JONATHAN WARD			ROD WILLIAMS			PAYTON WILSON		
		TKL	AST	TOT	TKL	AST	TOT	TKL	AST	TOT
09/08	at Atlanta	PRACTICE SQUAD			DID NOT PLAY			0	0	0
09/15	at Denver	PRACTICE SQUAD						0	0	0
09/22	L.A. Chargers	PRACTICE SQUAD			1	0	1	0	0	0
09/29	at Indianapolis	PRACTICE SQUAD			0	0	0	0	0	0
10/06	Dallas	PRACTICE SQUAD			0	0	0	0	0	0
10/13	at Las Vegas	PRACTICE SQUAD			0	0	0	0	0	0
10/20	N.Y. Jets	PRACTICE SQUAD			0	0	0	0	1	1
10/28	N.Y. Giants	1	0	1	0	0	0	0	1	1
11/10	at Washington	DID NOT PLAY			DID NOT PLAY			0	0	0
11/17	Baltimore	ON INACTIVE LIST						0	0	0
11/21	at Cleveland	INACTIVE						1	1	2
12/01	at Cincinnati	ON INACTIVE LIST						0	0	0
12/08	Cleveland	PRACTICE SQUAD						0	0	0
12/15	at Philadelphia	PRACTICE SQUAD						0	1	1
12/21	at Baltimore	PRACTICE SQUAD						0	0	0
12/25	Kansas City	PRACTICE SQUAD						0	0	0
01/04	Cincinnati	PRACTICE SQUAD						1	0	1
TOTALS		1	0	1	1	0	1	2	4	6

PUNTING:		CORLISS WAITMAN								CAMERON JOHNSTON							
DATE	OPP.	NO.	YDS	AVG	TB	IN 20	LG	NET	BLK	NO.	YDS	AVG	TB	IN 20	LG	NET	BLK
09/08	at Atlanta				--					2	103	51.5	0	1	58	37.5	0
09/15	at Denver				Steelers								INJURED RESERVE				
09/22	L.A. Chargers				Steelers								INJURED RESERVE				
09/29	at Indianapolis				Steelers								INJURED RESERVE				
10/06	Dallas				Steelers								INJURED RESERVE				
10/13	at Las Vegas				Steelers								INJURED RESERVE				
10/20	N.Y. Jets	4	184	46.0	0	3	55	45.0	0				INJURED RESERVE				
10/28	N.Y. Giants				Steelers								INJURED RESERVE				
11/10	at Washington				Steelers								INJURED RESERVE				
11/17	Baltimore				Steelers								INJURED RESERVE				
11/21	at Cleveland				Steelers								INJURED RESERVE				
12/01	at Cincinnati				Steelers								INJURED RESERVE				
12/08	Cleveland				Steelers								INJURED RESERVE				
12/15	at Philadelphia				Steelers								INJURED RESERVE				
12/21	at Baltimore				Steelers								INJURED RESERVE				
12/25	Kansas City				Steelers								INJURED RESERVE				
01/04	Cincinnati				Steelers								INJURED RESERVE				
TOTALS		4	184	46.0	0	3	55	45.0	0	2	103	51.5	0	1	58	37.5	0

PUNTING:		CHRIS BOSWELL							
DATE	OPP.	NO.	YDS	AVG	TB	IN 20	LG	NET	BLK
09/08	at Atlanta	1	43	43.0	0	0	43	43.0	0
09/15	at Denver	0	0	0.0	0	0	0	0.0	0
09/22	L.A. Chargers	0	0	0.0	0	0	0	0.0	0
09/29	at Indianapolis	0	0	0.0	0	0	0	0.0	0
10/06	Dallas	0	0	0.0	0	0	0	0.0	0
10/13	at Las Vegas	0	0	0.0	0	0	0	0.0	0
10/20	N.Y. Jets	0	0	0.0	0	0	0	0.0	0
10/28	N.Y. Giants	0	0	0.0	0	0	0	0.0	0
11/10	at Washington	0	0	0.0	0	0	0	0.0	0
11/17	Baltimore	0	0	0.0	0	0	0	0.0	0
11/21	at Cleveland	0	0	0.0	0	0	0	0.0	0
12/01	at Cincinnati	0	0	0.0	0	0	0	0.0	0
12/08	Cleveland	0	0	0.0	0	0	0	0.0	0
12/15	at Philadelphia	0	0	0.0	0	0	0	0.0	0
12/21	at Baltimore	0	0	0.0	0	0	0	0.0	0
12/25	Kansas City	0	0	0.0	0	0	0	0.0	0
01/04	Cincinnati	0	0	0.0	0	0	0	0.0	0
TOTALS		1	43	43.0	0	0	43	43.0	0

FIELD GOALS:		CHRIS BOSWELL									
DATE	OPP.	0-19	20-29	30-39	40-49	50+	TOTAL	FGM	FGA	PCT	LG
09/08	at Atlanta	0/0	1/1	0/0	2/2	3/3	6/6	6	6	100.0%	57
09/15	at Denver	0/0	1/1	0/0	0/0	1/1	2/2	2	2	100.0%	53
09/22	L.A. Chargers	0/0	0/0	2/2	0/0	0/1	2/3	2	3	66.7%	38
09/29	at Indianapolis	0/0	0/0	0/0	0/0	1/1	1/1	1	1	100.0%	50
10/06	Dallas	0/0	0/0	0/0	1/1	0/0	1/1	1	1	100.0%	41
10/13	at Las Vegas	0/0	0/0	2/2	1/1	1/1	4/4	4	4	100.0%	52
10/20	N.Y. Jets	0/0	2/2	0/0	1/1	0/0	3/3	3	3	100.0%	46
10/28	N.Y. Giants	0/0	3/3	1/1	0/0	0/0	4/4	4	4	100.0%	31
11/10	at Washington	0/0	0/0	0/0	0/0	0/0	0/0	0	0	0.0%	0
11/17	Baltimore	0/0	1/1	2/2	0/0	3/3	6/6	6	6	100.0%	57
11/21	at Cleveland	0/0	1/1	0/0	1/1	0/1	2/3	2	3	66.7%	48
12/01	at Cincinnati	0/0	0/0	2/2	0/1	1/1	3/4	3	4	75.0%	50
12/08	Cleveland	0/0	0/0	1/1	0/0	1/1	2/2	2	2	100.0%	54
12/15	at Philadelphia	0/0	0/0	1/1	1/1	0/0	2/2	2	2	100.0%	49
12/21	at Baltimore	0/0	0/0	0/0	0/0	1/1	1/1	1	1	100.0%	51
12/25	Kansas City	0/0	0/0	1/1	0/0	0/0	1/1	1	1	100.0%	36
01/04	Cincinnati	0/0	0/0	0/0	0/0	1/1	1/1	1	1	100.0%	54
TOTALS		0/0	9/9	12/12	7/8	13/15	41/44	41	44	93.2%	57

KICKOFF RETURNS:		MINKAH FITZPATRICK						CORDARRELLE PATTERSON						AARON SHAMPKLIN					
DATE	OPP.	NO.	YDS	AVG	LG	FC	TD	NO.	YDS	AVG	LG	FC	TD	NO.	YDS	AVG	LG	FC	TD
09/08	at Atlanta	0	0	0.0	0	0	0	0	0	0.0	0	0	0	PRACTICE SQUAD					
09/15	at Denver	0	0	0.0	0	0	0	0	0	0.0	0	0	0	PRACTICE SQUAD					
09/22	L.A. Chargers	0	0	0.0	0	0	0	0	0	0.0	0	0	0	PRACTICE SQUAD					
09/29	at Indianapolis	0	0	0.0	0	0	0	0	0	0.0	0	0	0	PRACTICE SQUAD					
10/06	Dallas	0	0	0.0	0	0	0	ON INACTIVE LIST						4	101	25.3	32	0	0
10/13	at Las Vegas	1	7	7.0	7	0	0	ON INACTIVE LIST						0	0	0.0	0	0	0
10/20	N.Y. Jets	0	0	0.0	0	0	0	ON INACTIVE LIST						ON INACTIVE LIST					
10/28	N.Y. Giants	0	0	0.0	0	0	0	ON INACTIVE LIST						ON INACTIVE LIST					
11/10	at Washington	0	0	0.0	0	0	0	3	61	20.3	25	0	0	PRACTICE SQUAD					
11/17	Baltimore	0	0	0.0	0	0	0	0	0	0.0	0	0	0	PRACTICE SQUAD					
11/21	at Cleveland	0	0	0.0	0	0	0	2	34	17.0	24	0	0	PRACTICE SQUAD					
12/01	at Cincinnati	0	0	0.0	0	0	0	1	21	21.0	21	0	0	PRACTICE SQUAD					
12/08	Cleveland	0	0	0.0	0	0	0	0	0	0.0	0	0	0	PRACTICE SQUAD					
12/15	at Philadelphia	0	0	0.0	0	0	0	2	65	32.5	33	0	0	PRACTICE SQUAD					
12/21	at Baltimore	0	0	0.0	0	0	0	1	18	18.0	18	0	0	PRACTICE SQUAD					
12/25	Kansas City	0	0	0.0	0	0	0	2	41	20.5	23	0	0	PRACTICE SQUAD					
01/04	Cincinnati	0	0	0.0	0	0	0	0	0	0.0	0	0	0	PRACTICE SQUAD					
TOTALS		1	7	7.0	7	0	0	11	240	21.8	33	0	0	4	101	25.3	32	0	0

KICKOFF RETURNS:		JAYLEN WARREN					
DATE	OPP.	NO.	YDS	AVG	LG	FC	TD
09/08	at Atlanta	0	0	0.0	0	0	0
09/15	at Denver	1	13	13.0	13	0	0
09/22	L.A. Chargers	0	0	0.0	0	0	0
09/29	at Indianapolis	ON INACTIVE LIST					
10/06	Dallas	ON INACTIVE LIST					
10/13	at Las Vegas	1	26	26.0	26	0	0
10/20	N.Y. Jets	0	0	0.0	0	0	0
10/28	N.Y. Giants	0	0	0.0	0	0	0
11/10	at Washington	2	56	28.0	35	0	0
11/17	Baltimore	0	0	0.0	0	0	0
11/21	at Cleveland	1	26	26.0	26	0	0
12/01	at Cincinnati	1	15	15.0	15	0	0
12/08	Cleveland	0	0	0.0	0	0	0
12/15	at Philadelphia	0	0	0.0	0	0	0
12/21	at Baltimore	1	34	34.0	34	0	0
12/25	Kansas City	0	0	0.0	0	0	0
01/04	Cincinnati	2	57	28.5	31	0	0
TOTALS		9	227	25.2	35	0	0

PUNT RETURNS:		CALVIN AUSTIN III					
DATE	OPP.	NO.	YDS	AVG	LG	FC	TD
09/08	at Atlanta	4	47	11.8	16	0	0
09/15	at Denver	5	27	5.4	14	0	0
09/22	L.A. Chargers	2	20	10.0	13	5	0
09/29	at Indianapolis	1	30	30.0	30	2	0
10/06	Dallas	0	0	0.0	0	1	0
10/13	at Las Vegas	0	0	0.0	0	0	0
10/20	N.Y. Jets	2	9	4.5	9	2	0
10/28	N.Y. Giants	2	73	36.5	73t	1	1
11/10	at Washington	3	20	6.7	17	1	0
11/17	Baltimore	2	13	6.5	9	1	0
11/21	at Cleveland	0	0	0.0	0	0	0
12/01	at Cincinnati	0	0	0.0	0	1	0
12/08	Cleveland	2	20	10.0	11	0	0
12/15	at Philadelphia	0	0	0.0	0	0	0
12/21	at Baltimore	0	0	0.0	0	1	0
12/25	Kansas City	2	14	7.0	14	0	0
01/04	Cincinnati	3	16	5.3	7	0	0
TOTALS		28	289	10.3	73T	15	1



WEEK 18

Cincinnati Bengals 19, Pittsburgh Steelers 17
 65,631 🌐 Acrisure Stadium 🌐 Jan 4, 2025



Cincinnati Bengals	10	3	3	3	—	19
Pittsburgh Steelers	0	7	0	10	—	17

SCORING DRIVES

TEAM	QTR	TIME	SCORING PLAY	CIN	PIT
Bengals	1	09:49	J.Chase 12 yd. pass from J.Burrow (C.York kick) (9-73, 5:11)	7	0
Bengals	1	01:24	C.York 48 yd. Field Goal (11-37, 6:23)	10	0
Steelers	2	09:54	N.Harris 1 yd. run (C.Boswell kick) (13-73, 6:30)	10	7
Bengals	2	00:16	C.York 27 yd. Field Goal (7-28, 0:32)	13	7
Bengals	3	06:56	C.York 35 yd. Field Goal (11-47, 6:28)	16	7
Bengals	4	11:02	C.York 23 yd. Field Goal (15-82, 8:31)	19	7
Steelers	4	08:07	P.Freiermuth 19 yd. pass from R.Wilson (C.Boswell kick) (9-65, 2:55)	19	14
Steelers	4	02:39	C.Boswell 54 yd. Field Goal (6-2, 2:35)	19	17

CINCINNATI BENGALS

PASSING	ATT	CP	YDS	SK/YD	TD	LG	INT	RTG
Joe Burrow	46	37	277	4/31	1	19	1	89.9
TOTAL	46	37	277	4/31	1	19	1	89.9

RUSHING	ATT	YDS	AVG	LG	TD
Khalil Herbert	20	69	3.5	8	0
Joe Burrow	1	-1	-1.0	-1	0
TOTAL	21	68	3.2	8	0

RECEIVING	NO	YDS	AVG	LG	TD
Ja'Marr Chase	10	96	9.6	19	1
Mike Gesicki	8	68	8.5	16	0
Khalil Herbert	7	14	2.0	6	0
Tee Higgins	4	53	13.3	18	0
Drew Sample	4	14	3.5	8	0
Andrei Iosivas	2	12	6.0	9	0
Tanner Hudson	1	11	11.0	11	0
Cam Grandy	1	9	9.0	9	0
TOTAL	37	277	7.5	19	1

TOP DEFENSE	TOT	SOLO	AST	SCK	YDS	INT
Akeem Davis-Gaither	12	8	4	0.0	0.0	0
Josh Newton	7	6	1	0.0	0.0	0
Trey Hendrickson	5	3	2	3.5	24.5	0

FIELD GOALS	FGM/FGA	PERCENT	RESULTS
Cade York	4-4	100.0	48G, 27G, 35G, 23G
TOTAL	4-4	100.0	

PITTSBURGH STEELERS

PASSING	ATT	CP	YDS	SK/YD	TD	LG	INT	RTG
Russell Wilson	31	17	148	4/29	1	25	0	78.4
TOTAL	31	17	148	4/29	1	25	0	78.4

RUSHING	ATT	YDS	AVG	LG	TD
Najee Harris	12	36	3.0	11	1
Jaylen Warren	6	21	3.5	9	0
Russell Wilson	4	16	4.0	12	0
Cordarrelle Patterson	1	1	1.0	1	0
TOTAL	23	74	3.2	12	1

RECEIVING	NO	YDS	AVG	LG	TD
Pat Freiermuth	8	85	10.6	19t	1
Najee Harris	4	20	5.0	12	0
Van Jefferson	3	18	6.0	8	0
Mike Williams	1	25	25.0	25	0
George Pickens	1	0	0.0	0	0
TOTAL	17	148	8.7	25	1

TOP DEFENSE	TOT	SOLO	AST	SCK	YDS	INT
Cory Trice Jr.	11	7	4	0.0	0.0	0
Payton Wilson	9	7	2	0.0	0.0	0
DeShon Elliott	8	7	1	0.0	0.0	0

FIELD GOALS	FGM/FGA	PERCENT	RESULTS
Chris Boswell	1-1	100.0	(54)
TOTAL	1-1	100.0	

Team Statistics

First Downs	21	16
3rd-Down Eff. (Made/Att/Pct)	5/13/38%	4/12/33%
4th-Down Eff. (Made/Att/Pct)	0/1/0%	0/2/0%
Total Net Yards	314	193
Total Plays	71	58
Yards Per Play	4.4	3.3
Rushes/Net Yards	21/68	23/74
Net Passing	246	119
Pass Attempts/Completions	46/37	31/17
Had Intercepted	1	0
Sacked/Yards Lost	4/31	4/29
Punts/Average	3/48.7	5/42.6
Penalties/Yards	6/25	3/20
Fumbles/Lost	3/1	2/1
Possession Time	38:00	22:00

Bengals Steelers



29

WEEK 17
Kansas City Chiefs 29, Pittsburgh Steelers 10
 67,311 🏟️ Acrisure Stadium 🏟️ Dec 25, 2024



10

Kansas City Chiefs	13	0	3	13	—	29
Pittsburgh Steelers	0	7	3	0	—	10

SCORING DRIVES

TEAM	QTR	TIME	SCORING PLAY	KC	PIT
Chiefs	1	09:19	X.Worthy 7 yd. pass from P.Mahomes (kick failed, wr) (8-42, 3:56)	6	0
Chiefs	1	04:00	Ju.Watson 11 yd. pass from P.Mahomes (H.Butker kick) (7-79, 2:33)	13	0
Steelers	2	10:28	R.Wilson 1 yd. run (C.Boswell kick) (11-72, 5:08)	13	7
Chiefs	3	12:21	H.Butker 32 yd. Field Goal (8-54, 2:39)	16	7
Steelers	3	05:45	C.Boswell 36 yd. Field Goal (12-52, 6:36)	16	10
Chiefs	4	14:56	K.Hunt 2 yd. run (pass failed) (11-77, 5:49)	22	10
Chiefs	4	12:38	T.Kelce 12 yd. pass from P.Mahomes (H.Butker kick) (4-34, 1:24)	29	10

KANSAS CITY CHIEFS

PASSING	ATT	CP	YDS	SK/YD	TD	LG	INT	RTG
Patrick Mahomes	38	29	320	0/0	3	49	0	127.1
TOTAL	38	29	320	0/0	3	49	0	127.1

RUSHING	ATT	YDS	AVG	LG	TD
Kareem Hunt	9	20	2.2	6	1
Isiah Pacheco	6	18	3.0	8	0
Patrick Mahomes	1	12	12.0	12	0
Xavier Worthy	2	10	5.0	6	0
Samaje Perine	2	9	4.5	9	0
TOTAL	20	69	3.5	12	1

RECEIVING	NO	YDS	AVG	LG	TD
Travis Kelce	8	84	10.5	20	1
Xavier Worthy	8	79	9.9	21	1
Hollywood Brown	4	46	11.5	17	0
Justin Watson	2	60	30.0	49	1
Samaje Perine	2	20	10.0	14	0
JuJu Smith-Schuster	2	18	9.0	13	0
DeAndre Hopkins	2	7	3.5	4	0
Noah Gray	1	6	6.0	6	0
TOTAL	29	320	11.0	49	3

TOP DEFENSE	TOT	SOLO	AST	SCK	YDS	INT
Chris Roland-Wallace	10	6	4	0.0	0.0	0
Drue Tranquill	9	6	3	0.0	0.0	0
Nick Bolton	8	3	5	0.0	0.0	0

FIELD GOALS	FGM/FGA	PERCENT	RESULTS
Harrison Butker	1-1	100.0	32G
TOTAL	1-1	100.0	

PITTSBURGH STEELERS

PASSING	ATT	CP	YDS	SK/YD	TD	LG	INT	RTG
Russell Wilson	37	23	205	5/43	0	41	1	65.7
TOTAL	37	23	205	5/43	0	41	1	65.7

RUSHING	ATT	YDS	AVG	LG	TD
Najee Harris	13	74	5.7	20	0
Jaylen Warren	11	71	6.5	22	0
Russell Wilson	6	55	9.2	15	1
Cordarrelle Patterson	1	2	2.0	2	0
TOTAL	31	202	6.5	22	1

RECEIVING	NO	YDS	AVG	LG	TD
Pat Freiermuth	7	60	8.6	15	0
Jaylen Warren	5	41	8.2	21	0
Calvin Austin III	4	31	7.8	14	0
George Pickens	3	50	16.7	41	0
Najee Harris	2	7	3.5	5	0
Connor Heyward	1	8	8.0	8	0
Darnell Washington	1	8	8.0	8	0
TOTAL	23	205	8.9	41	0

TOP DEFENSE	TOT	SOLO	AST	SCK	YDS	INT
Minkah Fitzpatrick	7	6	1	0.0	0.0	0
Patrick Queen	7	5	2	0.0	0.0	0
Donte Jackson	4	4	0	0.0	0.0	0

FIELD GOALS	FGM/FGA	PERCENT	RESULTS
Chris Boswell	1-1	100.0	(36)
TOTAL	1-1	100.0	

Team Statistics

First Downs	20	23
3rd-Down Eff. (Made/Att/Pct)	3/10/30%	8/16/50%
4th-Down Eff. (Made/Att/Pct)	1/1/100%	0/1/0%
Total Net Yards	389	364
Total Plays	58	73
Yards Per Play	6.7	5.0
Rushes/Net Yards	20/69	31/202
Net Passing	320	162
Pass Attempts/Completions	38/29	37/23
Had Intercepted	0	1
Sacked/Yards Lost	0/0	5/43
Punts/Average	5/53.8	4/44.5
Penalties/Yards	9/90	4/25
Fumbles/Lost	1/0	2/1
Possession Time	28:38	31:22

Chiefs Steelers



WEEK 16
Pittsburgh Steelers 17, Baltimore Ravens 34
 71,313 🏡 M&T Bank Stadium 🏡 Dec 21, 2024



Pittsburgh Steelers	0	10	7	0	—	17
Baltimore Ravens	7	10	7	10	—	34

SCORING DRIVES

TEAM	QTR	TIME	SCORING PLAY	PIT	BAL
Ravens	1	05:52	I.Likely 9 yd. pass from L.Jackson (J.Tucker kick) (6-41, 3:08)	0	7
Steelers	2	14:56	M.Pruitt 1 yd. pass from R.Wilson (C.Boswell kick) (10-73, 5:56)	7	7
Ravens	2	07:28	R.Bateman 14 yd. pass from L.Jackson (J.Tucker kick) (8-96, 3:29)	7	14
Ravens	2	01:43	J.Tucker 51 yd. Field Goal (10-39, 1:43)	7	17
Steelers	2	00:00	C.Boswell 51 yd. Field Goal (9-37, 1:43)	10	17
Steelers	3	05:14	C.Patterson 12 yd. pass from R.Wilson (C.Boswell kick) (8-88, 4:38)	17	17
Ravens	3	01:50	M.Andrews 7 yd. pass from L.R.Jackson (J.Tucker kick) (6-60, 3:24)	17	24
Ravens	4	13:06	M.Humphrey 37 yd. interception return (J.Tucker kick)	17	31
Ravens	4	03:10	J.Tucker 23 yd. Field Goal (11-86, 6:09)	17	34

PITTSBURGH STEELERS

PASSING	ATT	CP	YDS	SK/YD	TD	LG	INT	RTG
Russell Wilson	33	22	217	3/19	2	44	1	92.6
TOTAL	33	22	217	3/19	2	44	1	92.6

RUSHING	ATT	YDS	AVG	LG	TD
Jaylen Warren	12	48	4.0	11	0
Najee Harris	9	42	4.7	11	0
Russell Wilson	3	27	9.0	19	0
TOTAL	24	117	4.9	19	0

RECEIVING	NO	YDS	AVG	LG	TD
Jaylen Warren	5	44	8.8	13	0
Calvin Austin III	4	65	16.3	44	0
Mike Williams	3	24	8.0	13	0
Pat Freiermuth	3	16	5.3	7	0
Van Jefferson	2	27	13.5	21	0
Ben Skowronek	2	25	12.5	17	0
Cordarrelle Patterson	1	12	12.0	12t	1
Connor Heyward	1	3	3.0	3	0
MyCole Pruitt	1	1	1.0	1t	1
TOTAL	22	217	9.9	44	2

TOP DEFENSE	TOT	SOLO	AST	SCK	YDS	INT
Patrick Queen	8	4	4	0.0	0.0	0
Damontae Kazee	7	7	0	0.0	0.0	0
Minkah Fitzpatrick	6	2	4	0.0	0.0	1

FIELD GOALS	FGM/FGA	PERCENT	RESULTS
Chris Boswell	1-1	100.0	51G
TOTAL	1-1	100.0	

BALTIMORE RAVENS

PASSING	ATT	CP	YDS	SK/YD	TD	LG	INT	RTG
Lamar Jackson	23	15	207	1/9	3	49	1	115.4
TOTAL	23	15	207	1/9	3	49	1	115.4

RUSHING	ATT	YDS	AVG	LG	TD
Derrick Henry	24	162	6.8	44	0
Justice Hill	2	30	15.0	25	0
Lamar Jackson	9	22	2.4	8	0
Zay Flowers	1	3	3.0	3	0
Rasheen Ali	1	2	2.0	2	0
Mark Andrews	1	1	1.0	1	0
TOTAL	38	220	5.8	44	0

RECEIVING	NO	YDS	AVG	LG	TD
Zay Flowers	5	100	20.0	49	0
Mark Andrews	4	37	9.3	16	1
Isaiah Likely	3	29	9.7	19	1
Derrick Henry	2	27	13.5	16	0
Rashod Bateman	1	14	14.0	14t	1
TOTAL	15	207	13.8	49	3

TOP DEFENSE	TOT	SOLO	AST	SCK	YDS	INT
Roquan Smith	10	5	5	0.0	0.0	0
Kyle Hamilton	8	5	3	0.0	0.0	0
Nnamdi Madubuike	7	4	3	0.5	2.5	0

FIELD GOALS	FGM/FGA	PERCENT	RESULTS
Justin Tucker	2-2	100.0	(51, 23)
TOTAL	2-2	100.0	

Team Statistics

	Steelers	Ravens
First Downs	19	25
3rd-Down Eff. (Made/Att/Pct)	4/10/40%	4/10/40%
4th-Down Eff. (Made/Att/Pct)	0/1/0%	0/0/0%
Total Net Yards	315	418
Total Plays	60	62
Yards Per Play	5.3	6.7
Rushes/Net Yards	24/117	38/220
Net Passing	198	198
Pass Attempts/Completions	33/22	23/15
Had Intercepted	1	1
Sacked/Yards Lost	3/19	1/9
Punts/Average	5/49.4	3/35.0
Penalties/Yards	5/29	2/10
Fumbles/Lost	2/1	3/0
Possession Time	27:35	32:25

Steelers Ravens



WEEK 15
Pittsburgh Steelers 13, Philadelphia Eagles 27
 69,879 🎯 Lincoln Financial Field 🎯 Dec 15, 2024



Pittsburgh Steelers	3	10	0	0	—	13
Philadelphia Eagles	10	7	3	7	—	27

SCORING DRIVES

TEAM	QTR	TIME	SCORING PLAY	PIT	PHI
Eagles	1	09:56	J.Elliott 34 yd. Field Goal (7-54, 3:33)	0	3
Steelers	1	03:42	C.Boswell 37 yd. Field Goal (4-8, 0:31)	3	3
Eagles	1	01:13	A.Brown 5 yd. pass from J.Hurts (J.Elliott kick) (6-70, 2:29)	3	10
Eagles	2	09:07	D.Smith 2 yd. pass from J.Hurts (J.Elliott kick) (9-45, 4:33)	3	17
Steelers	2	02:34	P.Freiermuth 9 yd. pass from R.Wilson (C.Boswell kick) (11-70, 6:33)	10	17
Steelers	2	00:37	C.Boswell 49 yd. Field Goal (5-14, 0:40)	13	17
Eagles	3	07:52	J.Elliott 41 yd. Field Goal (13-47, 7:08)	13	20
Eagles	4	14:17	J.Hurts 1 yd. run (J.Elliott kick) (13-74, 6:33)	13	27

PITTSBURGH STEELERS

PASSING	ATT	CP	YDS	SK/YD	TD	LG	INT	RTG
Russell Wilson	22	14	128	2/21	1	31	0	94.5
TOTAL	22	14	128	2/21	1	31	0	94.5

RUSHING	ATT	YDS	AVG	LG	TD
Najee Harris	6	14	2.3	7	0
Russell Wilson	4	13	3.3	8	0
Jaylen Warren	4	12	3.0	6	0
Cordarrelle Patterson	2	9	4.5	5	0
Justin Fields	1	8	8.0	8	0
TOTAL	17	56	3.3	8	0

RECEIVING	NO	YDS	AVG	LG	TD
Calvin Austin III	5	65	13.0	31	0
Pat Freiermuth	3	22	7.3	12	1
Ben Skowronek	1	17	17.0	17	0
Mike Williams	1	15	15.0	15	0
Najee Harris	1	7	7.0	7	0
Jaylen Warren	1	3	3.0	3	0
Van Jefferson	1	0	0.0	0	0
Cordarrelle Patterson	1	-1	-1.0	-1	0
TOTAL	14	128	9.1	31	1

TOP DEFENSE	TOT	SOLO	AST	SCK	YDS	INT
Patrick Queen	11	6	5	0.0	0.0	0
Alex Highsmith	8	6	2	1.0	8.0	0
Damontae Kazee	8	4	4	0.0	0.0	0

FIELD GOALS	FGM/FGA	PERCENT	RESULTS
Chris Boswell	2-2	100.0	37G, 49G
TOTAL	2-2	100.0	

PHILADELPHIA EAGLES

PASSING	ATT	CP	YDS	SK/YD	TD	LG	INT	RTG
Jalen Hurts	32	25	290	3/20	2	22	0	125.3
TOTAL	32	25	290	3/20	2	22	0	125.3

RUSHING	ATT	YDS	AVG	LG	TD
Saquon Barkley	19	65	3.4	22	0
Jalen Hurts	15	45	3.0	23	1
Kenneth Gainwell	7	20	2.9	7	0
DeVonta Smith	1	1	1.0	1	0
TOTAL	42	131	3.1	23	1

RECEIVING	NO	YDS	AVG	LG	TD
DeVonta Smith	11	109	9.9	22	1
A.J. Brown	8	110	13.8	21	1
Kenneth Gainwell	3	40	13.3	16	0
Saquon Barkley	2	9	4.5	5	0
Grant Calcaterra	1	22	22.0	22	0
TOTAL	25	290	11.6	22	2

TOP DEFENSE	TOT	SOLO	AST	SCK	YDS	INT
Nakobe Dean	10	7	3	0.0	0.0	0
Zack Baun	5	5	0	0.0	0.0	0
Nolan Smith	4	3	1	1.0	10.0	0

FIELD GOALS	FGM/FGA	PERCENT	RESULTS
Jake Elliott	2-2	100.0	(34, 41)
TOTAL	2-2	100.0	

Team Statistics

	Steelers	Eagles
First Downs	10	26
3rd-Down Eff. (Made/Att/Pct)	3/10/30%	10/17/59%
4th-Down Eff. (Made/Att/Pct)	0/0/0%	1/1/100%
Total Net Yards	163	401
Total Plays	41	77
Yards Per Play	4.0	5.2
Rushes/Net Yards	17/56	42/131
Net Passing	107	270
Pass Attempts/Completions	22/14	32/25
Had Intercepted	0	0
Sacked/Yards Lost	2/21	3/20
Punts/Average	5/43.0	1/29.0
Penalties/Yards	5/60	7/54
Fumbles/Lost	2/1	2/2
Possession Time	20:08	39:52



WEEK 14

Cleveland Browns 14, Pittsburgh Steelers 27
 66,845 🌐 Acrisure Stadium 🌐 Dec 8, 2024



Cleveland Browns	7	0	0	7	—	14
Pittsburgh Steelers	3	10	14	0	—	27

SCORING DRIVES

TEAM	QTR	TIME	SCORING PLAY	CLE	PIT
Steelers	1	09:32	C.Boswell 30 yd. Field Goal (5-24, 2:30)	0	3
Browns	1	05:50	J.Jeudy 35 yd. pass from J.Winston (D.Hopkins kick) (7-70, 3:42)	7	3
Steelers	2	11:00	N.Harris 1 yd. run (C.Boswell kick) (5-31, 2:18)	7	10
Steelers	2	04:21	C.Boswell 54 yd. Field Goal (11-45, 5:39)	7	13
Steelers	3	08:37	V.Jefferson 10 yd. pass from R.Wilson (C.Boswell kick) (8-67, 4:03)	7	20
Steelers	3	03:51	P.Freiermuth 20 yd. pass from R.Wilson (C.Boswell kick) (5-46, 1:55)	7	27
Browns	4	07:19	D.Njoku 15 yd. pass from J.Winston (D.Hopkins kick) (14-79, 5:47)	14	27

CLEVELAND BROWNS

PASSING	ATT	CP	YDS	SK/YD	TD	LG	INT	RTG
Jameis Winston	41	24	212	3/16	2	35t	2	68.3
TOTAL	41	24	212	3/16	2	35t	2	68.3

RUSHING	ATT	YDS	AVG	LG	TD
Nick Chubb	11	48	4.4	19	0
Jerome Ford	10	28	2.8	7	0
Jameis Winston	4	28	7.0	11	0
TOTAL	25	104	4.2	19	0

RECEIVING	NO	YDS	AVG	LG	TD
David Njoku	7	42	6.0	15t	1
Jerry Jeudy	5	64	12.8	35t	1
Elijah Moore	3	34	11.3	20	0
Jerome Ford	3	19	6.3	11	0
James Proche II	2	18	9.0	14	0
Pierre Strong Jr.	2	9	4.5	6	0
Jordan Akins	1	14	14.0	14	0
Michael Woods II	1	12	12.0	12	0
TOTAL	24	212	8.8	35t	2

TOP DEFENSE	TOT	SOLO	AST	SCK	YDS	INT
Mohamoud Diabate	7	2	5	0.0	0.0	0
Devin Bush	6	1	5	0.0	0.0	0
Grant Delpit	6	1	5	0.0	0.0	0

FIELD GOALS	FGM/FGA	PERCENT	RESULTS
Dustin Hopkins	0-2	0.0	38WL, 43WR
TOTAL	0-2	0.0	

PITTSBURGH STEELERS

PASSING	ATT	CP	YDS	SK/YD	TD	LG	INT	RTG
Russell Wilson	26	15	158	1/11	2	22	0	101.1
TOTAL	26	15	158	1/11	2	22	0	101.1

RUSHING	ATT	YDS	AVG	LG	TD
Najee Harris	16	53	3.3	20	1
Jaylen Warren	9	47	5.2	14	0
Russell Wilson	6	17	2.8	8	0
Cordarrelle Patterson	4	3	0.8	4	0
TOTAL	35	120	3.4	20	1

RECEIVING	NO	YDS	AVG	LG	TD
Pat Freiermuth	3	48	16.0	21	1
Scotty Miller	3	38	12.7	21	0
Mike Williams	3	36	12.0	22	0
Jaylen Warren	2	25	12.5	14	0
Van Jefferson	1	10	10.0	10t	1
Calvin Austin III	1	4	4.0	4	0
MyCole Pruitt	1	-1	-1.0	-1	0
Cordarrelle Patterson	1	-2	-2.0	-2	0
TOTAL	15	158	10.5	22	2

TOP DEFENSE	TOT	SOLO	AST	SCK	YDS	INT
DeShon Elliott	13	9	4	0.0	0.0	0
Patrick Queen	10	5	5	0.0	0.0	0
Joey Porter Jr.	6	5	1	0.0	0.0	0

FIELD GOALS	FGM/FGA	PERCENT	RESULTS
Chris Boswell	2-2	100.0	(30, 54)
TOTAL	2-2	100.0	

Team Statistics

First Downs	20	15
3rd-Down Eff. (Made/Att/Pct)	2/13/15%	6/14/43%
4th-Down Eff. (Made/Att/Pct)	3/4/75%	0/0/0%
Total Net Yards	300	267
Total Plays	69	62
Yards Per Play	4.3	4.3
Rushes/Net Yards	25/104	35/120
Net Passing	196	147
Pass Attempts/Completions	41/24	26/15
Had Intercepted	2	0
Sacked/Yards Lost	3/16	1/11
Punts/Average	5/45.2	6/52.3
Penalties/Yards	9/81	6/61
Fumbles/Lost	2/1	1/1
Possession Time	30:00	30:00

Browns Steelers



44

WEEK 13

Pittsburgh Steelers 44, Cincinnati Bengals 38
66,112 🌐 Paycor Stadium 🌐 Dec 1, 2024



38

Pittsburgh Steelers	7	20	7	10	—	44
Cincinnati Bengals	14	7	3	14	—	38

SCORING DRIVES

TEAM	QTR	TIME	SCORING PLAY	PIT	CIN
Bengals	1	11:49	C.Taylor-Britt 51 yd. interception return (E.McPherson kick)	0	7
Steelers	1	07:41	G.Pickens 17 yd. pass from R.Wilson (C.Boswell kick) (7-70, 4:08)	7	7
Bengals	1	05:01	C.Brown 1 yd. run (E.McPherson kick) (6-75, 2:40)	7	14
Steelers	2	14:56	C.Austin 23 yd. pass from R.Wilson (C.Boswell kick) (10-70, 5:05)	14	14
Bengals	2	09:52	J.Chase 4 yd. pass from J.Burrow (E.McPherson kick) (9-70, 5:04)	14	21
Steelers	2	07:19	N.Harris 10 yd. run (C.Boswell kick) (5-68, 2:33)	21	21
Steelers	2	03:31	C.Boswell 50 yd. Field Goal (5-29, 1:05)	24	21
Steelers	2	00:00	C.Boswell 34 yd. Field Goal (8-65, 1:56)	27	21
Bengals	3	03:53	E.McPherson 38 yd. Field Goal (12-48, 7:35)	27	24
Steelers	3	00:22	P.Freiermuth 25 yd. pass from R.Wilson (C.Boswell kick) (6-80, 3:31)	34	24
Steelers	4	11:06	P.Wilson 21 yd. fumble return (C.Boswell kick)	41	24
Bengals	4	08:39	T.Higgins 1 yd. pass from J.Burrow (E.McPherson kick) (7-70, 2:27)	41	31
Steelers	4	03:53	C.Boswell 30 yd. Field Goal (11-72, 4:46)	44	31
Bengals	4	02:39	A.Iosivas 3 yd. pass from J.Burrow (E.McPherson kick) (5-64, 1:14)	44	38

PITTSBURGH STEELERS

PASSING	ATT	CP	YDS	SK/YD	TD	LG	INT	RTG
Russell Wilson	38	29	414	2/4	3	43	1	126.4
TOTAL	38	29	414	2/4	3	43	1	126.4

RUSHING	ATT	YDS	AVG	LG	TD
Najee Harris	16	75	4.7	20	1
Cordarrelle Patterson	3	16	5.3	12	0
Jaylen Warren	3	9	3.0	6	0
Justin Fields	1	7	7.0	7	0
Russell Wilson	3	3	1.0	5	0
TOTAL	26	110	4.2	20	1

RECEIVING	NO	YDS	AVG	LG	TD
Pat Freiermuth	6	68	11.3	25t	1
Najee Harris	6	54	9.0	25	0
Jaylen Warren	4	55	13.8	29	0
George Pickens	3	74	24.7	36	1
Cordarrelle Patterson	3	37	12.3	20	0
Calvin Austin III	2	29	14.5	23t	1
MyCole Pruitt	2	21	10.5	18	0
Van Jefferson	1	43	43.0	43	0
Ben Skowronek	1	23	23.0	23	0
Darnell Washington	1	10	10.0	10	0
TOTAL	29	414	14.3	43	3

TOP DEFENSE	TOT	SOLO	AST	SCK	YDS	INT
DeShon Elliott	11	7	4	0.0	0.0	0
Patrick Queen	9	4	5	0.0	0.0	0
Minkah Fitzpatrick	6	4	2	0.0	0.0	0

FIELD GOALS	FGM/FGA	PERCENT	RESULTS
Chris Boswell	3-4	75.0	50G, 34G, 42B, 30G
TOTAL	3-4	75.0	

CINCINNATI BENGALS

PASSING	ATT	CP	YDS	SK/YD	TD	LG	INT	RTG
Joe Burrow	38	28	309	4/27	3	49	1	112.7
TOTAL	38	28	309	4/27	3	49	1	112.7

RUSHING	ATT	YDS	AVG	LG	TD
Chase Brown	12	70	5.8	40	1
Khalil Herbert	1	14	14.0	14	0
Joe Burrow	2	9	4.5	8	0
TOTAL	15	93	6.2	40	1

RECEIVING	NO	YDS	AVG	LG	TD
Ja'Marr Chase	6	86	14.3	49	1
Tee Higgins	5	69	13.8	31	1
Mike Gesicki	5	53	10.6	20	0
Tanner Hudson	4	28	7.0	10	0
Andrei Iosivas	3	35	11.7	17	1
Chase Brown	3	30	10.0	20	0
Drew Sample	2	8	4.0	6	0
TOTAL	28	309	11.0	49	3

TOP DEFENSE	TOT	SOLO	AST	SCK	YDS	INT
Germaine Pratt	13	5	8	0.0	0.0	0
Akeem Davis-Gaither	13	4	9	0.0	0.0	0
Geno Stone	7	4	3	0.0	0.0	0

FIELD GOALS	FGM/FGA	PERCENT	RESULTS
Evan McPherson	1-1	100.0	(38)
TOTAL	1-1	100.0	

Team Statistics

Steelers Bengals

First Downs	28	25
3rd-Down Eff. (Made/Att/Pct)	4/9/44%	4/8/50%
4th-Down Eff. (Made/Att/Pct)	0/0/0%	0/0/0%
Total Net Yards	520	375
Total Plays	66	57
Yards Per Play	7.9	6.6
Rushes/Net Yards	26/110	15/93
Net Passing	410	282
Pass Attempts/Completions	38/29	38/28
Had Intercepted	1	1
Sacked/Yards Lost	2/4	4/27
Punts/Average	1/38.0	2/43.5
Penalties/Yards	9/103	11/101
Fumbles/Lost	1/0	2/2
Possession Time	31:09	28:51



WEEK 12
Pittsburgh Steelers 19, Cleveland Browns 24
 67,431 🏟️ **Huntington Bank Field** 🏟️ **Nov 21, 2024**



Pittsburgh Steelers	0	3	3	13	—	19
Cleveland Browns	0	10	0	14	—	24

SCORING DRIVES

TEAM	QTR	TIME	SCORING PLAY	PIT	CLE
Steelers	2	10:53	C.Boswell 48 yd. Field Goal (10-59, 6:08)	3	0
Browns	2	04:00	N.Chubb 2 yd. run (D.Hopkins kick) (12-80, 6:53)	3	7
Browns	2	00:40	D.Hopkins 34 yd. Field Goal (6-15, 2:31)	3	10
Steelers	3	01:56	C.Boswell 28 yd. Field Goal (13-71, 7:13)	6	10
Browns	4	12:16	J.Winston 2 yd. run (J.Winston-D.Njoku pass) (10-65, 4:40)	6	18
Steelers	4	07:57	J.Warren 3 yd. run (C.Boswell kick) (7-69, 4:19)	13	18
Steelers	4	06:15	C.Austin 23 yd. pass from R.Wilson (pass failed) (3-27, 0:50)	19	18
Browns	4	00:57	N.Chubb 2 yd. run (pass failed) (9-45, 2:25)	19	24

PITTSBURGH STEELERS

PASSING	ATT	CP	YDS	SK/YD	TD	LG	INT	RTG
Russell Wilson	28	21	270	4/22	1	46	0	116.7
Justin Fields	1	0	0	0/0	0	0	0	39.6
TOTAL	29	21	270	4/22	1	46	0	112.7

RUSHING	ATT	YDS	AVG	LG	TD
Jaylen Warren	11	45	4.1	15	1
Najee Harris	16	41	2.6	11	0
Justin Fields	3	26	8.7	30	0
Russell Wilson	3	10	3.3	10	0
Cordarrelle Patterson	1	-2	-2.0	-2	0
TOTAL	34	120	3.5	30	1

RECEIVING	NO	YDS	AVG	LG	TD
Pat Freiermuth	4	59	14.8	22	0
George Pickens	4	48	12.0	31	0
Calvin Austin III	3	78	26.0	46	1
Jaylen Warren	3	19	6.3	11	0
Darnell Washington	3	14	4.7	6	0
Van Jefferson	2	39	19.5	35	0
Najee Harris	2	13	6.5	10	0
TOTAL	21	270	12.9	46	1

TOP DEFENSE	TOT	SOLO	AST	SCK	YDS	INT
Patrick Queen	7	2	5	0.0	0.0	0
Joey Porter Jr.	6	5	1	0.0	0.0	0
DeShon Elliott	6	4	2	0.0	0.0	0

FIELD GOALS	FGM/FGA	PERCENT	RESULTS
Chris Boswell	2-3	66.7	5BWR, 48G, 28G
TOTAL	2-3	66.0	

CLEVELAND BROWNS

PASSING	ATT	CP	YDS	SK/YD	TD	LG	INT	RTG
Jameis Winston	27	18	219	1/0	0	29	1	76.0
TOTAL	27	18	219	1/0	0	29	1	76.0

RUSHING	ATT	YDS	AVG	LG	TD
Nick Chubb	20	59	3.0	7	2
Jerome Ford	4	19	4.8	9	0
Jameis Winston	3	7	2.3	3	1
TOTAL	27	85	3.1	9	3

RECEIVING	NO	YDS	AVG	LG	TD
Jerry Jeudy	6	85	14.2	26	0
Jordan Akins	3	38	12.7	18	0
Elijah Moore	3	21	7.0	9	0
Cedric Tillman	2	28	14.0	24	0
Blake Whiteheart	1	29	29.0	29	0
David Njoku	1	9	9.0	9	0
Jerome Ford	1	8	8.0	8	0
Nick Chubb	1	1	1.0	1	0
TOTAL	18	219	12.2	29	0

TOP DEFENSE	TOT	SOLO	AST	SCK	YDS	INT
Grant Delpit	10	6	4	0.0	0.0	0
Juan Thornhill	7	5	2	0.0	0.0	0
Martin Emerson Jr.	6	6	0	0.0	0.0	0

FIELD GOALS	FGM/FGA	PERCENT	RESULTS
Dustin Hopkins	1-1	100.0	(34)
TOTAL	1-1	100.0	

Team Statistics

	Steelers	Browns
First Downs	17	17
3rd-Down Eff. (Made/Att/Pct)	7/16/44%	1/10/10%
4th-Down Eff. (Made/Att/Pct)	1/3/33%	4/4/100%
Total Net Yards	368	304
Total Plays	67	55
Yards Per Play	5.5	5.5
Rushes/Net Yards	34/120	27/85
Net Passing	248	219
Pass Attempts/Completions	29/21	27/18
Had Intercepted	0	1
Sacked/Yards Lost	4/22	1/0
Punts/Average	1/15.0	3/30.7
Penalties/Yards	6/39	8/48
Fumbles/Lost	2/1	3/2
Possession Time	35:02	24:58



16

WEEK 11

Baltimore Ravens 16, Pittsburgh Steelers 18
67,551 🏟️ Acrisure Stadium 🏟️ Nov 17, 2024



18

Baltimore Ravens	0	7	3	6	—	16
Pittsburgh Steelers	3	6	6	3	—	18

SCORING DRIVES

TEAM	QTR	TIME	SCORING PLAY	BAL	PIT
Steelers	1	10:40	C.Boswell 32 yd. Field Goal (8-28, 3:31)	0	3
Steelers	2	07:39	C.Boswell 52 yd. Field Goal (10-50, 4:52)	0	6
Ravens	2	01:16	D.Henry 1 yd. run (J.Tucker kick) (6-80, 3:51)	7	6
Steelers	2	00:07	C.Boswell 32 yd. Field Goal (4-5, 0:22)	7	9
Steelers	3	10:46	C.Boswell 57 yd. Field Goal (8-31, 4:14)	7	12
Ravens	3	06:12	J.Tucker 54 yd. Field Goal (11-34, 4:34)	10	12
Steelers	3	00:56	C.Boswell 27 yd. Field Goal (10-61, 5:16)	10	15
Steelers	4	03:35	C.Boswell 50 yd. Field Goal (9-32, 4:39)	10	18
Ravens	4	01:06	Z.Flowers 16 yd. pass from L.Jackson (pass failed) (9-69, 2:29)	16	18

BALTIMORE RAVENS

PASSING	ATT	CP	YDS	SK/YD	TD	LG	INT	RTG
Lamar Jackson	33	16	207	2/2	1	42	1	66.1
TOTAL	33	16	207	2/2	1	42	1	66.1

RUSHING	ATT	YDS	AVG	LG	TD
Derrick Henry	13	65	5.0	31	1
Lamar Jackson	4	46	11.5	25	0
Justice Hill	2	13	6.5	9	0
TOTAL	19	124	6.5	31	1

RECEIVING	NO	YDS	AVG	LG	TD
Isaiah Likely	4	75	18.8	42	0
Justice Hill	4	28	7.0	22	0
Zay Flowers	2	39	19.5	23	1
Rashod Bateman	2	30	15.0	19	0
Mark Andrews	2	22	11.0	14	0
Tylan Wallace	1	8	8.0	8	0
Patrick Ricard	1	5	5.0	5	0
TOTAL	16	207	12.9	42	1

TOP DEFENSE	TOT	SOLO	AST	SCK	YDS	INT
Roquan Smith	13	8	5	0.0	0.0	0
Ar'Darius Washington	12	5	7	0.0	0.0	0
Kyle Hamilton	10	9	1	0.0	0.0	0

FIELD GOALS	FGM/FGA PERCENT	RESULTS
Justin Tucker	1-3 33.3	47WL, 50WL, 54G
TOTAL	1-3 33.0	

PITTSBURGH STEELERS

PASSING	ATT	CP	YDS	SK/YD	TD	LG	INT	RTG
Russell Wilson	36	23	205	4/24	0	37	1	67.5
TOTAL	36	23	205	4/24	0	37	1	67.5

RUSHING	ATT	YDS	AVG	LG	TD
Najee Harris	18	63	3.5	13	0
Jaylen Warren	9	41	4.6	9	0
Justin Fields	2	17	8.5	9	0
Russell Wilson	4	1	0.3	3	0
Cordarrelle Patterson	1	0	0.0	0	0
TOTAL	34	122	3.6	13	0

RECEIVING	NO	YDS	AVG	LG	TD
George Pickens	8	89	11.1	37	0
Najee Harris	4	30	7.5	20	0
Jaylen Warren	4	27	6.8	12	0
Darnell Washington	2	42	21.0	25	0
Pat Freiermuth	2	14	7.0	9	0
Ben Skowronek	1	4	4.0	4	0
Cordarrelle Patterson	1	0	0.0	0	0
Calvin Austin III	1	-1	-1.0	-1	0
TOTAL	23	205	8.9	37	0

TOP DEFENSE	TOT	SOLO	AST	SCK	YDS	INT
Patrick Queen	10	3	7	0.0	0.0	0
Minkah Fitzpatrick	7	4	3	0.0	0.0	0
Larry Ogunjobi	5	0	5	0.0	0.0	0

FIELD GOALS	FGM/FGA PERCENT	RESULTS
Chris Boswell	6-6 100.0	(32, 52, 32, 57, 27, 50)
TOTAL	6-6 100.0	

Team Statistics

First Downs	16	18
3rd-Down Eff. (Made/Att/Pct)	4/11/36%	4/16/25%
4th-Down Eff. (Made/Att/Pct)	0/0/0%	0/1/0%
Total Net Yards	329	303
Total Plays	54	74
Yards Per Play	6.1	4.1
Rushes/Net Yards	19/124	34/122
Net Passing	205	181
Pass Attempts/Completions	33/16	36/23
Had Intercepted	1	1
Sacked/Yards Lost	2/2	4/24
Punts/Average	4/54.3	4/56.5
Penalties/Yards	12/80	7/45
Fumbles/Lost	2/2	0/0
Possession Time	23:38	36:22

Ravens Steelers



WEEK 10
Pittsburgh Steelers 28, Washington Commanders 27
66,192 🌟 Northwest Stadium 🌟 Nov 10, 2024



Pittsburgh Steelers	7	7	7	7	—	28
Washington Commanders	7	10	10	0	—	27

SCORING DRIVES

TEAM	QTR	TIME	SCORING PLAY	PIT	WAS
Steelers	1	08:33	G.Pickens 16 yd. pass from R.Wilson (C.Boswell kick) (7-70, 2:52)	7	0
Commanders	1	03:44	A.Ekeler 1 yd. run (Z.Gonzalez kick) (3-15, 1:32)	7	7
Steelers	2	10:28	P.Freiermuth 3 yd. pass from R.Wilson (C.Boswell kick) (5-14, 2:23)	14	7
Commanders	2	08:11	Z.Gonzalez 48 yd. Field Goal (6-40, 2:17)	14	10
Commanders	2	00:16	A.Ekeler 1 yd. run (Z.Gonzalez kick) (15-94, 5:23)	14	17
Commanders	3	12:55	J.McNichols 1 yd. run (Z.Gonzalez kick) (5-71, 2:05)	14	24
Steelers	3	08:06	N.Harris 1 yd. run (C.Boswell kick) (9-75, 4:49)	21	24
Commanders	3	02:51	Z.Gonzalez 41 yd. Field Goal (7-19, 2:51)	21	27
Steelers	4	02:22	M.Williams 32 yd. pass from R.Wilson (C.Boswell kick) (6-46, 3:24)	28	27

PITTSBURGH STEELERS

PASSING	ATT	CP	YDS	SK/YD	TD	LG	INT	RTG
Russell Wilson	28	14	195	3/23	3	34	1	93.6
Miles Killebrew	1	0	0	0/0	0	0	0	39.6
TOTAL	29	14	195	3/23	3	34	1	90.4

RUSHING	ATT	YDS	AVG	LG	TD
Jaylen Warren	14	66	4.7	12	0
Najee Harris	21	53	2.5	11	1
Cordarrelle Patterson	3	14	4.7	7	0
George Pickens	1	4	4.0	4	0
Russell Wilson	4	3	0.8	6	0
TOTAL	43	140	3.3	12	1

RECEIVING	NO	YDS	AVG	LG	TD
George Pickens	5	91	18.2	34	1
Pat Freiermuth	3	17	5.7	8	1
Jaylen Warren	2	29	14.5	26	0
Calvin Austin III	2	20	10.0	13	0
Mike Williams	1	32	32.0	32	1
Damell Washington	1	6	6.0	6	0
TOTAL	14	195	13.9	34	3

TOP DEFENSE	TOT	SOLO	AST	SCK	YDS	INT
Patrick Queen	7	6	1	0.0	0.0	0
DeShon Elliott	6	5	1	0.0	0.0	0
Joey Porter Jr.	5	5	0	0.0	0.0	0

FIELD GOALS	FGM/FGA	PERCENT	RESULTS
No Field Goals			

WASHINGTON COMMANDERS

PASSING	ATT	CP	YDS	SK/YD	TD	LG	INT	RTG
Jayden Daniels	34	17	202	3/20	0	54	0	68.5
TOTAL	34	17	202	3/20	0	54	0	68.5

RUSHING	ATT	YDS	AVG	LG	TD
Austin Ekeler	13	44	3.4	10	2
Jeremy McNichols	4	7	1.8	6	1
Jayden Daniels	3	5	1.7	4	0
Chris Rodriguez Jr.	2	4	2.0	4	0
TOTAL	22	60	2.7	10	3

RECEIVING	NO	YDS	AVG	LG	TD
Terry McLaurin	5	113	22.6	54	0
Zach Ertz	4	31	7.8	9	0
Noah Brown	3	33	11.0	14	0
Dyami Brown	2	-13	-6.5	-2	0
Luke McCaffrey	1	23	23.0	23	0
Olamide Zaccheaus	1	8	8.0	8	0
Austin Ekeler	1	7	7.0	7	0
TOTAL	17	202	11.9	54	0

TOP DEFENSE	TOT	SOLO	AST	SCK	YDS	INT
Jeremy Chinn	12	6	6	0.0	0.0	1
Sheldon Day	8	4	4	0.0	0.0	0
Frankie Luvu	7	3	4	1.0	8.0	0

FIELD GOALS	FGM/FGA	PERCENT	RESULTS
Zane Gonzalez	2-2	100.0	(48, 41)
TOTAL	2-2	100.0	

Team Statistics

First Downs	21	19
3rd-Down Eff. (Made/Att/Pct)	7/16/44%	5/14/36%
4th-Down Eff. (Made/Att/Pct)	1/2/50%	0/1/0%
Total Net Yards	312	242
Total Plays	75	59
Yards Per Play	4.2	4.1
Rushes/Net Yards	43/140	22/60
Net Passing	172	182
Pass Attempts/Completions	29/14	34/17
Had Intercepted	1	0
Sacked/Yards Lost	3/23	3/20
Punts/Average	5/42.4	6/55.0
Penalties/Yards	5/49	5/41
Fumbles/Lost	1/1	2/1
Possession Time	36:11	23:49

Steelers Commanders



18

WEEK 8

New York Giants 18, Pittsburgh Steelers 26
 66,637 🌟 Acrisure Stadium 🌟 Oct 28, 2024



26

New York Giants	3	6	0	9	—	18
Pittsburgh Steelers	6	3	7	10	—	26

SCORING DRIVES

TEAM	QTR	TIME	SCORING PLAY	NYG	PIT
Steelers	1	10:19	C.Boswell 31 yd. Field Goal (10-57, 4:41)	0	3
Giants	1	05:19	G.Joseph 29 yd. Field Goal (8-59, 5:00)	3	3
Steelers	1	03:05	C.Boswell 25 yd. Field Goal (7-63, 2:14)	3	6
Giants	2	12:39	G.Joseph 39 yd. Field Goal (12-45, 5:26)	6	6
Steelers	2	08:12	C.Boswell 27 yd. Field Goal (12-61, 4:27)	6	9
Giants	2	00:21	G.Joseph 44 yd. Field Goal (8-57, 1:32)	9	9
Steelers	3	04:38	C.Austin 73 yd. punt return (C.Boswell kick)	9	16
Steelers	4	13:16	C.Austin 29 yd. pass from R.Wilson (C.Boswell kick) (9-80, 4:12)	9	23
Giants	4	11:07	T.Tracy 45 yd. run (pass failed) (5-55, 2:09)	15	23
Steelers	4	07:15	C.Boswell 27 yd. Field Goal (7-61, 3:52)	15	26
Giants	4	05:06	G.Joseph 48 yd. Field Goal (8-40, 2:09)	18	26

NEW YORK GIANTS

PASSING	ATT	CP	YDS	SK/YD	TD	LG	INT	RTG
Daniel Jones	38	24	264	4/27	0	43	1	72.7
TOTAL	38	24	264	4/27	0	43	1	72.7

RUSHING	ATT	YDS	AVG	LG	TD
Tyrone Tracy Jr.	20	145	7.3	45t	1
Devin Singletary	2	11	5.5	7	0
Daniel Jones	3	1	0.3	2	0
TOTAL	25	157	6.3	45t	1

RECEIVING	NO	YDS	AVG	LG	TD
Malik Nabers	7	71	10.1	16	0
Wan'Dale Robinson	5	30	6.0	8	0
Darius Slayton	4	108	27.0	43	0
Theo Johnson	3	35	11.7	25	0
Devin Singletary	2	12	6.0	8	0
Tyrone Tracy Jr.	2	5	2.5	5	0
Eric Gray	1	3	3.0	3	0
TOTAL	24	264	11.0	43	0

TOP DEFENSE	TOT	SOLO	AST	SCK	YDS	INT
Bobby Okereke	14	7	7	0.5	0.0	0
D.J. Davidson	8	2	6	0.0	0.0	0
Dru Phillips	7	6	1	0.0	0.0	0

FIELD GOALS	FGM/FGA PERCENT	RESULTS
Greg Joseph	4-4 100.0	29G, 39G, 44G, 48G
TOTAL	4-4 100.0	

PITTSBURGH STEELERS

PASSING	ATT	CP	YDS	SK/YD	TD	LG	INT	RTG
Russell Wilson	28	20	278	4/19	1	43	0	114.9
TOTAL	28	20	278	4/19	1	43	0	114.9

RUSHING	ATT	YDS	AVG	LG	TD
Najee Harris	19	114	6.0	26	0
Jaylen Warren	9	46	5.1	18	0
Russell Wilson	3	7	2.3	5	0
TOTAL	31	167	5.4	26	0

RECEIVING	NO	YDS	AVG	LG	TD
George Pickens	4	74	18.5	43	0
Van Jefferson	4	62	15.5	36	0
Calvin Austin III	3	54	18.0	29t	1
Najee Harris	3	17	5.7	13	0
Pat Freiermuth	2	19	9.5	11	0
Jaylen Warren	2	13	6.5	9	0
Darnell Washington	1	29	29.0	29	0
MyCole Pruitt	1	10	10.0	10	0
TOTAL	20	278	13.9	43	1

TOP DEFENSE	TOT	SOLO	AST	SCK	YDS	INT
Joey Porter Jr.	9	5	4	0.0	0.0	0
Patrick Queen	8	3	5	0.0	0.0	0
DeShon Elliott	7	5	2	0.0	0.0	0

FIELD GOALS	FGM/FGA PERCENT	RESULTS
Chris Boswell	4-4 100.0	(31, 25, 27, 27)
TOTAL	4-4 100.0	

Team Statistics

First Downs	17	20
3rd-Down Eff. (Made/Att/Pct)	5/15/33%	6/13/46%
4th-Down Eff. (Made/Att/Pct)	1/1/100%	0/0/0%
Total Net Yards	394	426
Total Plays	67	63
Yards Per Play	5.9	6.8
Rushes/Net Yards	25/157	31/167
Net Passing	237	259
Pass Attempts/Completions	38/24	28/20
Had Intercepted	1	0
Sacked/Yards Lost	4/27	4/19
Punts/Average	4/48.0	3/43.7
Penalties/Yards	11/65	5/50
Fumbles/Lost	1/1	1/1
Possession Time	30:42	29:18

Giants Steelers



15

WEEK 7

New York Jets 15, Pittsburgh Steelers 37
66,956 🌐 Acrisure Stadium 🌐 Oct 20, 2024



37

New York Jets	7	8	0	0	—	15
Pittsburgh Steelers	3	10	10	14	—	37

SCORING DRIVES

TEAM	QTR	TIME	SCORING PLAY	NYJ	PIT
Steelers	1	11:33	C.Boswell 46 yd. Field Goal (7-42, 3:27)	0	3
Jets	1	02:27	B.Hall 13 yd. run (G.Zuerlein kick) (9-82, 5:41)	7	3
Steelers	2	08:20	C.Boswell 29 yd. Field Goal (9-58, 4:25)	7	6
Jets	2	05:29	T.Conklin 1 yd. pass from A.Rodgers (A.Rodgers-G.Wilson pass) (6-72, 2:51)	15	6
Steelers	2	00:27	G.Pickens 11 yd. pass from R.Wilson (C.Boswell kick) (4-54, 0:48)	15	13
Steelers	3	07:49	C.Boswell 21 yd. Field Goal (11-76, 4:52)	15	16
Steelers	3	07:15	R.Wilson 1 yd. run (C.Boswell kick) (1-1, 0:07)	15	23
Steelers	4	12:09	V.Jefferson 4 yd. pass from R.Wilson (C.Boswell kick) (11-75, 5:28)	15	30
Steelers	4	00:26	N.Harris 10 yd. run (C.Boswell kick) (13-75, 7:27)	15	37

NEW YORK JETS

PASSING	ATT	CP	YDS	SK/YD	TD	LG	INT	RTG
Aaron Rodgers	39	24	276	1/7	1	57	2	70.0
TOTAL	39	24	276	1/7	1	57	2	70.0

RUSHING	ATT	YDS	AVG	LG	TD
Breece Hall	12	38	3.2	13t	1
Isaiah Davis	1	12	12.0	12	0
Braelon Allen	2	4	2.0	3	0
TOTAL	15	54	3.6	13T	1

RECEIVING	NO	YDS	AVG	LG	TD
Breece Hall	6	103	17.2	57	0
Garrett Wilson	5	61	12.2	27	0
Allen Lazard	4	58	14.5	20	0
Tyler Conklin	4	7	1.8	5	1
Davante Adams	3	30	10.0	11	0
Mike Williams	1	15	15.0	15	0
Braelon Allen	1	2	2.0	2	0
TOTAL	24	276	11.5	57	1

TOP DEFENSE	TOT	SOLO	AST	SCK	YDS	INT
Jamien Sherwood	9	2	7	0.0	0.0	0
Jalen Mills	8	5	3	0.0	0.0	0
Javon Kinlaw	6	5	1	0.0	0.0	0

FIELD GOALS	FGM/FGA	PERCENT	RESULTS
Greg Zuerlein	0-1	0.0	35B
TOTAL	0-1	0.0	

PITTSBURGH STEELERS

PASSING	ATT	CP	YDS	SK/YD	TD	LG	INT	RTG
Russell Wilson	29	16	264	1/4	2	44	0	109.0
TOTAL	29	16	264	1/4	2	44	0	109.0

RUSHING	ATT	YDS	AVG	LG	TD
Najee Harris	21	102	4.9	34	1
Jaylen Warren	12	44	3.7	10	0
Russell Wilson	3	3	1.0	1t	1
TOTAL	36	149	4.1	34	2

RECEIVING	NO	YDS	AVG	LG	TD
George Pickens	5	111	22.2	44	1
Darnell Washington	4	36	9.0	18	0
Pat Freiermuth	2	51	25.5	30	0
Van Jefferson	2	15	7.5	11	1
Jaylen Warren	2	15	7.5	11	0
Calvin Austin III	1	36	36.0	36	0
TOTAL	16	264	16.5	44	2

TOP DEFENSE	TOT	SOLO	AST	SCK	YDS	INT
Payton Wilson	9	4	5	0.0	0.0	0
DeShon Elliott	6	6	0	0.0	0.0	0
Beanie Bishop Jr.	6	5	1	0.0	0.0	2

FIELD GOALS	FGM/FGA	PERCENT	RESULTS
Chris Boswell	3-3	100.0	(46, 29, 21)
TOTAL	3-3	100.0	

Team Statistics

Jets Steelers

First Downs	17	21
3rd-Down Eff. (Made/Att/Pct)	3/10/30%	5/14/36%
4th-Down Eff. (Made/Att/Pct)	1/2/50%	2/2/100%
Total Net Yards	323	409
Total Plays	55	66
Yards Per Play	5.9	6.2
Rushes/Net Yards	15/54	36/149
Net Passing	269	260
Pass Attempts/Completions	39/24	29/16
Had Intercepted	2	0
Sacked/Yards Lost	1/7	1/4
Punts/Average	4/44.3	4/46.0
Penalties/Yards	5/50	4/36
Fumbles/Lost	2/0	0/0
Possession Time	27:51	32:09



32

WEEK 6

Pittsburgh Steelers 32, Las Vegas Raiders 13
62,553 🌈 Allegiant Stadium 🌈 Oct 13, 2024



13

Pittsburgh Steelers	3	9	10	10	—	32
Las Vegas Raiders	7	0	0	6	—	13

SCORING DRIVES

TEAM	QTR	TIME	SCORING PLAY	PIT	LV
Steelers	1	10:19	C.Boswell 52 yd. Field Goal (9-37, 4:41)	3	0
Raiders	1	04:24	A.Mattison 3 yd. run (D.Carlson kick) (10-70, 5:55)	3	7
Steelers	2	12:12	C.Boswell 49 yd. Field Goal (10-43, 4:00)	6	7
Steelers	2	00:34	J.Fields 3 yd. run (pass failed) (6-30, 1:58)	12	7
Steelers	3	09:20	C.Boswell 37 yd. Field Goal (4-10, 1:38)	15	7
Steelers	3	04:21	N.Harris 36 yd. run (C.Boswell kick) (7-80, 3:19)	22	7
Steelers	4	08:16	J.Fields 7 yd. run (C.Boswell kick) (1-7, 0:05)	29	7
Raiders	4	04:54	K.Wilkerson 9 yd. pass from A.O'Connell (pass failed) (10-70, 3:22)	29	13
Steelers	4	03:55	C.Boswell 36 yd. Field Goal (6-18, 0:59)	32	13

PITTSBURGH STEELERS

PASSING	ATT	CP	YDS	SK/YD	TD	LG	INT	RTG
Justin Fields	24	14	145	3/35	0	31	0	75.9
TOTAL	24	14	145	3/35	0	31	0	75.9

RUSHING	ATT	YDS	AVG	LG	TD
Najee Harris	14	106	7.6	36t	1
Justin Fields	11	59	5.4	18	2
Jonathan Ward	3	13	4.3	6	0
Jaylen Warren	6	7	1.2	7	0
Aaron Shampklin	1	-2	-2.0	-2	0
TOTAL	35	183	5.2	36T	3

RECEIVING	NO	YDS	AVG	LG	TD
George Pickens	3	53	17.7	31	0
Jaylen Warren	3	11	3.7	8	0
Calvin Austin III	2	36	18.0	20	0
Pat Freiermuth	2	16	8.0	8	0
Najee Harris	2	16	8.0	11	0
Darnell Washington	1	9	9.0	9	0
Connor Heyward	1	4	4.0	4	0
TOTAL	14	145	10.4	31	0

TOP DEFENSE	TOT	SOLO	AST	SCK	YDS	INT
Patrick Queen	13	6	7	0.0	0.0	0
DeShon Elliott	6	5	1	0.0	0.0	0
Payton Wilson	6	5	1	0.0	0.0	0

FIELD GOALS	FGM/FGA	PERCENT	RESULTS
Chris Boswell	4-4	100.0	52G, 49G, 37G, 36G
TOTAL	4-4	100.0	

LAS VEGAS RAIDERS

PASSING	ATT	CP	YDS	SK/YD	TD	LG	INT	RTG
Aidan O'Connell	40	27	227	1/9	1	30	1	79.9
TOTAL	40	27	227	1/9	1	30	1	79.9

RUSHING	ATT	YDS	AVG	LG	TD
Alexander Mattison	14	33	2.4	9	1
Ameer Abdullah	4	24	6.0	10	0
Dylan Laube	1	0	0.0	0	0
TOTAL	19	57	3.0	10	1

RECEIVING	NO	YDS	AVG	LG	TD
Brock Bowers	9	71	7.9	18	0
Alexander Mattison	5	32	6.4	19	0
Alex Bachman	3	31	10.3	18	0
Harrison Bryant	3	24	8.0	14	0
Ameer Abdullah	3	14	4.7	12	0
DJ Turner	2	37	18.5	30	0
Kristian Wilkerson	2	18	9.0	9t	1
TOTAL	27	227	8.4	30	1

TOP DEFENSE	TOT	SOLO	AST	SCK	YDS	INT
Nate Hobbs	10	4	6	0.0	0.0	0
Tre'von Moehrig	9	7	2	0.0	0.0	0
Robert Spillane	8	5	3	0.0	0.0	0

FIELD GOALS	FGM/FGA	PERCENT	RESULTS
	No Field Goals		

Team Statistics

Steelers Raiders

First Downs	18	16
3rd-Down Eff. (Made/Att/Pct)	4/13/31%	2/11/18%
4th-Down Eff. (Made/Att/Pct)	1/1/100%	1/3/33%
Total Net Yards	293	275
Total Plays	62	60
Yards Per Play	4.7	4.6
Rushes/Net Yards	35/183	19/57
Net Passing	110	218
Pass Attempts/Completions	24/14	40/27
Had Intercepted	0	1
Sacked/Yards Lost	3/35	1/9
Punts/Average	3/45.7	4/42.5
Penalties/Yards	7/50	4/42
Fumbles/Lost	1/0	3/2
Possession Time	31:51	28:09



20

WEEK 5
Dallas Cowboys 20, Pittsburgh Steelers 17
 67,380 🌐 Acrisure Stadium 🌐 Oct 6, 2024



17

Dallas Cowboys	3	3	0	14	—	20
Pittsburgh Steelers	3	0	7	7	—	17

SCORING DRIVES

TEAM	QTR	TIME	SCORING PLAY	DAL	PIT
Cowboys	1	12:35	B.Aubrey 55 yd. Field Goal (6-21, 2:25)	3	0
Steelers	1	07:33	C.Boswell 41 yd. Field Goal (11-52, 5:02)	3	3
Cowboys	2	08:51	B.Aubrey 33 yd. Field Goal (8-51, 3:29)	6	3
Steelers	3	11:50	Co.Heyward 16 yd. pass from J.Fields (C.Boswell kick) (6-72, 3:10)	6	10
Cowboys	4	13:51	R.Dowdle 22 yd. pass from D.Prescott (B.Aubrey kick) (16-90, 8:32)	13	10
Steelers	4	04:56	P.Freiermuth 6 yd. pass from J.Fields (C.Boswell kick) (12-63, 5:32)	13	17
Cowboys	4	00:20	J.Tolbert 4 yd. pass from D.Prescott (B.Aubrey kick) (15-70, 4:36)	19	17

DALLAS COWBOYS

PASSING	ATT	CP	YDS	SK/YD	TD	LG	INT	RTG
Dak Prescott	42	29	352	2/16	2	48	2	90.6
TOTAL	42	29	352	2/16	2	48	2	90.6

RUSHING	ATT	YDS	AVG	LG	TD
Rico Dowdle	20	87	4.4	13	0
Ezekiel Elliott	6	17	2.8	5	0
Hunter Luepke	2	6	3.0	4	0
Dak Prescott	1	3	3.0	3	0
CeeDee Lamb	1	2	2.0	2	0
KaVontae Turpin	1	-6	-6.0	-6	0
TOTAL	31	109	3.5	13	0

RECEIVING	NO	YDS	AVG	LG	TD
Jalen Tolbert	7	87	12.4	48	1
Jake Ferguson	6	70	11.7	27	0
CeeDee Lamb	5	62	12.4	27	0
KaVontae Turpin	4	50	12.5	34	0
Rico Dowdle	2	27	13.5	22t	1
Brevyn Spann-Ford	2	20	10.0	13	0
Hunter Luepke	1	18	18.0	18	0
Jalen Brooks	1	10	10.0	10	0
Luke Schoonmaker	1	8	8.0	8	0
TOTAL	29	352	12.1	48	2

TOP DEFENSE	TOT	SOLO	AST	SCK	YDS	INT
Eric Kendricks	10	4	6	0.0	0.0	0
DeMarvin Oshroshon	9	6	3	0.0	0.0	0
Donovan Wilson	7	3	4	0.0	0.0	0

FIELD GOALS	FGM/FGA	PERCENT	RESULTS
Brandon Aubrey	2-3	66.7	55G, 33G, 38B
TOTAL	2-3	66.0	

PITTSBURGH STEELERS

PASSING	ATT	CP	YDS	SK/YD	TD	LG	INT	RTG
Justin Fields	27	15	131	3/16	2	21	0	93.3
Kyle Allen	1	1	19	0/0	0	19	0	118.8
TOTAL	28	16	150	3/16	2	21	0	95.8

RUSHING	ATT	YDS	AVG	LG	TD
Najee Harris	14	42	3.0	6	0
Justin Fields	6	27	4.5	8	0
Aaron Shamplin	4	14	3.5	5	0
Jonathan Ward	2	9	4.5	7	0
TOTAL	26	92	3.5	8	0

RECEIVING	NO	YDS	AVG	LG	TD
Van Jefferson	3	26	8.7	11	0
George Pickens	3	26	8.7	21	0
Pat Freiermuth	3	22	7.3	19	1
Najee Harris	2	35	17.5	20	0
Connor Heyward	2	23	11.5	16t	1
Brandon Johnson	1	9	9.0	9	0
Calvin Austin III	1	6	6.0	6	0
Darnell Washington	1	5	5.0	5	0
TOTAL	16	150	9.4	21	2

TOP DEFENSE	TOT	SOLO	AST	SCK	YDS	INT
Minkah Fitzpatrick	10	8	2	0.0	0.0	0
Patrick Queen	9	6	3	0.0	0.0	0
DeShon Elliott	9	5	4	0.0	0.0	0

FIELD GOALS	FGM/FGA	PERCENT	RESULTS
Chris Boswell	1-1	100.0	(41)
TOTAL	1-1	100.0	

Team Statistics

First Downs	25	17
3rd-Down Eff. (Made/Att/Pct)	9/15/60%	3/12/25%
4th-Down Eff. (Made/Att/Pct)	1/1/100%	2/2/100%
Total Net Yards	445	226
Total Plays	75	57
Yards Per Play	5.9	4.0
Rushes/Net Yards	31/109	26/92
Net Passing	336	134
Pass Attempts/Completions	42/29	28/16
Had Intercepted	2	0
Sacked/Yards Lost	2/16	3/16
Punts/Average	1/45.0	5/44.4
Penalties/Yards	11/87	8/50
Fumbles/Lost	2/1	2/1
Possession Time	32:29	27:31

Cowboys Steelers



WEEK 4

Pittsburgh Steelers 24, Indianapolis Colts 27
 66,376 🌟 Lucas Oil Stadium 🌟 Sep 29, 2024



Pittsburgh Steelers	0	3	7	14	—	24
Indianapolis Colts	14	3	0	10	—	27

SCORING DRIVES

TEAM	QTR	TIME	SCORING PLAY	PIT	IND
Colts	1	12:02	J.Taylor 2 yd. run (M.Gay kick) (8-70, 2:59)	0	7
Colts	1	02:34	J.Downs 4 yd. pass from J.Flacco (M.Gay kick) (9-86, 4:45)	0	14
Colts	2	12:31	M.Gay 33 yd. Field Goal (9-25, 2:57)	0	17
Steelers	2	00:00	C.Boswell 50 yd. Field Goal (8-44, 1:14)	3	17
Steelers	3	02:53	J.Fields 5 yd. run (C.Boswell kick) (6-56, 2:56)	10	17
Colts	4	14:43	A.Ogletree 15 yd. pass from J.Flacco (M.Gay kick) (10-70, 3:10)	10	24
Steelers	4	11:23	J.Fields 2 yd. run (C.Boswell kick) (8-70, 3:20)	17	24
Colts	4	06:03	M.Gay 35 yd. Field Goal (10-54, 5:20)	17	27
Steelers	4	03:40	P.Freiermuth 8 yd. pass from J.Fields (C.Boswell kick) (7-70, 2:23)	24	27

PITTSBURGH STEELERS

PASSING	ATT	CP	YDS	SK/YD	TD	LG	INT	RTG
Justin Fields	34	22	312	4/30	1	38	0	104.0
TOTAL	34	22	312	4/30	1	38	0	104.0

RUSHING	ATT	YDS	AVG	LG	TD
Justin Fields	10	55	5.5	12	2
Cordarrelle Patterson	6	43	7.2	12	0
Najee Harris	13	19	1.5	5	0
Aaron Shampklin	1	5	5.0	5	0
TOTAL	30	122	4.1	12	2

RECEIVING	NO	YDS	AVG	LG	TD
George Pickens	7	113	16.1	38	0
Pat Freiermuth	5	57	11.4	29	1
Najee Harris	3	54	18.0	32	0
Damell Washington	2	31	15.5	20	0
Van Jefferson	2	21	10.5	12	0
Cordarrelle Patterson	2	19	9.5	14	0
Calvin Austin III	1	17	17.0	17	0
TOTAL	22	312	14.2	38	1

TOP DEFENSE	TOT	SOLO	AST	SCK	YDS	INT
DeShon Elliott	12	8	4	0.0	0.0	0
Minkah Fitzpatrick	9	6	3	0.0	0.0	0
Patrick Queen	7	2	5	0.0	0.0	0

FIELD GOALS	FGM/FGA	PERCENT	RESULTS
Chris Boswell	1-1	100.0	50G
TOTAL	1-1	100.0	

INDIANAPOLIS COLTS

PASSING	ATT	CP	YDS	SK/YD	TD	LG	INT	RTG
Joe Flacco	26	16	168	2/14	2	25	0	105.9
Anthony Richardson	4	3	71	0/0	0	32	0	116.7
TOTAL	30	19	239	2/14	2	32	0	110.3

RUSHING	ATT	YDS	AVG	LG	TD
Jonathan Taylor	21	88	4.2	21	1
Anthony Richardson	3	24	8.0	14	0
Adonai Mitchell	1	10	10.0	10	0
Trey Sermon	5	8	1.6	6	0
Joe Flacco	2	3	1.5	4	0
TOTAL	32	133	4.2	21	1

RECEIVING	NO	YDS	AVG	LG	TD
Josh Downs	8	82	10.3	25	1
Michael Pittman Jr.	6	113	18.8	32	0
Jonathan Taylor	3	20	6.7	10	0
Drew Ogletree	1	15	15.0	15t	1
Alec Pierce	1	9	9.0	9	0
TOTAL	19	239	12.6	32	2

TOP DEFENSE	TOT	SOLO	AST	SCK	YDS	INT
E.J. Speed	13	12	1	0.0	0.0	0
Zaire Franklin	9	6	3	0.0	0.0	0
Nick Cross	8	7	1	0.0	0.0	0

FIELD GOALS	FGM/FGA	PERCENT	RESULTS
Matt Gay	2-3	66.7	(33, 54, 35)
TOTAL	2-3	66.0	

Team Statistics

	Steelers	Colts
First Downs	23	22
3rd-Down Eff. (Made/Att/Pct)	6/13/46%	8/15/53%
4th-Down Eff. (Made/Att/Pct)	0/2/0%	0/0/0%
Total Net Yards	404	358
Total Plays	68	64
Yards Per Play	5.9	5.6
Rushes/Net Yards	30/122	32/133
Net Passing	282	225
Pass Attempts/Completions	34/22	30/19
Had Intercepted	0	0
Sacked/Yards Lost	4/30	2/14
Punts/Average	3/34.3	4/42.5
Penalties/Yards	6/53	4/38
Fumbles/Lost	3/2	1/0
Possession Time	31:07	28:53



10

WEEK 3

Los Angeles Chargers 10, Pittsburgh Steelers 20
66,734 🏟️ Acrisure Stadium 🏟️ Sep 22, 2024



20

Los Angeles Chargers	7	3	0	0	—	10
Pittsburgh Steelers	0	7	3	10	—	20

SCORING DRIVES

TEAM	QTR	TIME	SCORING PLAY	LAC	PIT
Chargers	1	02:46	Q.Johnston 27 yd. pass from J.Herbert (C.Dicker kick) (5-59, 2:48)	7	0
Steelers	2	10:17	J.Fields 5 yd. run (C.Boswell kick) (13-70, 7:29)	7	7
Chargers	2	03:13	C.Dicker 28 yd. Field Goal (12-60, 7:04)	10	7
Steelers	3	09:05	C.Boswell 38 yd. Field Goal (12-50, 5:55)	10	10
Steelers	4	14:14	C.Boswell 30 yd. Field Goal (12-73, 6:26)	10	13
Steelers	4	07:02	C.Austin 55 yd. pass from J.Fields (C.Boswell kick) (5-84, 2:43)	10	20

LOS ANGELES CHARGERS

PASSING	ATT	CP	YDS	SK/YD	TD	LG	INT	RTG
Justin Herbert	18	12	125	2/16	1	27t	0	105.1
Taylor Heinicke	2	2	24	3/28	0	18	0	116.7
TOTAL	20	14	149	5/44	1	27T	0	108.1

RUSHING	ATT	YDS	AVG	LG	TD
J.K. Dobbins	15	44	2.9	13	0
Gus Edwards	3	9	3.0	6	0
Derius Davis	1	8	8.0	8	0
Justin Herbert	1	0	0.0	0	0
TOTAL	20	61	3.1	13	0

RECEIVING	NO	YDS	AVG	LG	TD
Ladd McConkey	3	44	14.7	18	0
Will Dissly	3	19	6.3	7	0
J.K. Dobbins	3	10	3.3	6	0
Quentin Johnston	2	44	22.0	27t	1
Hayden Hurst	2	15	7.5	8	0
Simi Fehoko	1	17	17.0	17	0
TOTAL	14	149	10.6	27T	1

TOP DEFENSE	TOT	SOLO	AST	SCK	YDS	INT
Daiyan Henley	12	9	3	0.0	0.0	0
Denzel Perryman	9	6	3	0.0	0.0	0
Derwin James Jr.	8	5	3	1.0	6.0	0

FIELD GOALS	FGM/FGA	PERCENT	RESULTS
Cameron Dicker	1-1	100.0	28G
TOTAL	1-1	100.0	

PITTSBURGH STEELERS

PASSING	ATT	CP	YDS	SK/YD	TD	LG	INT	RTG
Justin Fields	32	25	245	2/13	1	55t	1	96.0
TOTAL	32	25	245	2/13	1	55T	1	96.0

RUSHING	ATT	YDS	AVG	LG	TD
Najee Harris	18	70	3.9	21	0
Cordarrelle Patterson	4	33	8.3	14	0
Justin Fields	6	6	1.0	5t	1
Jaylen Warren	3	5	1.7	3	0
TOTAL	31	114	3.7	21	1

RECEIVING	NO	YDS	AVG	LG	TD
George Pickens	5	57	11.4	27	0
Najee Harris	5	16	3.2	8	0
Calvin Austin III	4	95	23.8	55t	1
Pat Freiermuth	4	33	8.3	15	0
Cordarrelle Patterson	3	15	5.0	6	0
Scotty Miller	2	31	15.5	20	0
Connor Heyward	1	2	2.0	2	0
Jaylen Warren	1	-4	-4.0	-4	0
TOTAL	25	245	9.8	55T	1

TOP DEFENSE	TOT	SOLO	AST	SCK	YDS	INT
Patrick Queen	8	4	4	0.0	0.0	0
DeShon Elliott	5	4	1	0.0	0.0	0
Donte Jackson	5	2	3	0.0	0.0	0

FIELD GOALS	FGM/FGA	PERCENT	RESULTS
Chris Boswell	2-3	66.7	(62, 38, 30)
TOTAL	2-3	66.0	

Team Statistics

First Downs	10	20
3rd-Down Eff. (Made/Att/Pct)	3/11/27%	7/14/50%
4th-Down Eff. (Made/Att/Pct)	0/0/0%	0/0/0%
Total Net Yards	166	346
Total Plays	45	65
Yards Per Play	3.7	5.3
Rushes/Net Yards	20/61	31/114
Net Passing	105	232
Pass Attempts/Completions	20/14	32/25
Had Intercepted	0	1
Sacked/Yards Lost	5/44	2/13
Punts/Average	7/50.0	3/52.0
Penalties/Yards	7/69	3/15
Fumbles/Lost	2/0	0/0
Possession Time	26:09	33:51

Chargers Steelers



13

WEEK 2

Pittsburgh Steelers 13, Denver Broncos 6

74,215 🌐 Empower Field at Mile High 🌐 Sep 15, 2024



6

Pittsburgh Steelers	7	3	3	0	—	13
Denver Broncos	0	0	0	6	—	6

SCORING DRIVES

TEAM	QTR	TIME	SCORING PLAY	PIT	DEN
Steelers	1	01:56	D.Washington 5 yd. pass from J.Fields (C.Boswell kick) (12-78, 7:34)	7	0
Steelers	2	00:00	C.Boswell 22 yd. Field Goal (7-57, 2:28)	10	0
Steelers	3	04:16	C.Boswell 53 yd. Field Goal (4-45, 1:54)	13	0
Broncos	4	10:42	W.Lutz 35 yd. Field Goal (12-54, 5:33)	13	3
Broncos	4	01:54	W.Lutz 29 yd. Field Goal (9-69, 2:51)	13	6

PITTSBURGH STEELERS

PASSING	ATT	CP	YDS	SK/YD	TD	LG	INT	RTG
Justin Fields	20	13	117	2/7	1	16	0	97.3
TOTAL	20	13	117	2/7	1	16	0	97.3

RUSHING	ATT	YDS	AVG	LG	TD
Najee Harris	17	69	4.1	11	0
Jaylen Warren	9	42	4.7	11	0
Justin Fields	8	27	3.4	16	0
Cordarrelle Patterson	2	3	1.5	3	0
TOTAL	36	141	3.9	16	0

RECEIVING	NO	YDS	AVG	LG	TD
Pat Freiermuth	4	39	9.8	14	0
George Pickens	2	29	14.5	16	0
Jaylen Warren	2	19	9.5	12	0
Van Jefferson	2	14	7.0	12	0
Calvin Austin III	1	6	6.0	6	0
Najee Harris	1	5	5.0	5	0
Darnell Washington	1	5	5.0	5t	1
TOTAL	13	117	9.0	16	1

TOP DEFENSE	TOT	SOLO	AST	SCK	YDS	INT
DeShon Elliott	9	4	5	0.0	0.0	0
Minkah Fitzpatrick	7	5	2	0.0	0.0	0
Alex Highsmith	4	4	0	1.0	7.0	0

FIELD GOALS	FGM/FGA	PERCENT	RESULTS
Chris Boswell	2-2	100.0	22G, 53G
TOTAL	2-2	100.0	

DENVER BRONCOS

PASSING	ATT	CP	YDS	SK/YD	TD	LG	INT	RTG
Bo Nix	35	20	246	2/15	0	49	2	55.2
TOTAL	35	20	246	2/15	0	49	2	55.2

RUSHING	ATT	YDS	AVG	LG	TD
Bo Nix	4	25	6.3	13	0
Javonte Williams	11	17	1.5	5	0
Tyler Badie	1	16	16.0	16	0
Jaleel McLaughlin	3	6	2.0	7	0
TOTAL	19	64	3.4	16	0

RECEIVING	NO	YDS	AVG	LG	TD
Javonte Williams	5	48	9.6	14	0
Josh Reynolds	4	93	23.3	49	0
Lil'Jordan Humphrey	4	50	12.5	27	0
Greg Dulcich	3	16	5.3	9	0
Courtland Sutton	1	26	26.0	26	0
Marvin Mims Jr.	1	10	10.0	8	0
Tyler Badie	1	2	2.0	2	0
Michael Burton	1	1	1.0	1	0
TOTAL	20	246	12.3	49	0

TOP DEFENSE	TOT	SOLO	AST	SCK	YDS	INT
Alex Singleton	12	7	5	0.0	0.0	0
Brandon Jones	7	3	4	0.0	0.0	0
Cody Barton	6	3	3	0.0	0.0	0

FIELD GOALS	FGM/FGA	PERCENT	RESULTS
Wil Lutz	2-2	100.0	(35, 29)
TOTAL	2-2	100.0	

Team Statistics

First Downs	16	13
3rd-Down Eff. (Made/Att/Pct)	4/13/31%	2/12/17%
4th-Down Eff. (Made/Att/Pct)	0/0/0%	1/2/50%
Total Net Yards	251	295
Total Plays	58	56
Yards Per Play	4.3	5.3
Rushes/Net Yards	36/141	19/64
Net Passing	110	231
Pass Attempts/Completions	20/13	35/20
Had Intercepted	0	2
Sacked/Yards Lost	2/7	2/15
Punts/Average	8/53.0	6/52.5
Penalties/Yards	10/78	9/124
Fumbles/Lost	1/0	0/0
Possession Time	32:19	27:41

Steelers Broncos



WEEK 1
Pittsburgh Steelers 18, Atlanta Falcons 10
 72,291 🏟️ Mercedes-Benz Stadium 🏟️ Sep 8, 2024



Pittsburgh Steelers	3	6	6	3	—	18
Atlanta Falcons	3	7	0	0	—	10

SCORING DRIVES

TEAM	QTR	TIME	SCORING PLAY	PIT	ATL
Falcons	1	09:06	Y.Koo 24 yd. Field Goal (12-64, 5:54)	0	3
Steelers	1	04:37	C.Boswell 57 yd. Field Goal (10-31, 4:29)	3	3
Steelers	2	12:54	C.Boswell 51 yd. Field Goal (10-18, 6:08)	6	3
Falcons	2	00:32	K.Pitts 12 yd. pass from K.Cousins (Y.Koo kick) (9-90, 3:18)	6	10
Steelers	2	00:00	C.Boswell 44 yd. Field Goal (4-45, 0:32)	9	10
Steelers	3	07:45	C.Boswell 56 yd. Field Goal (9-24, 2:44)	12	10
Steelers	3	00:25	C.Boswell 40 yd. Field Goal (5-46, 3:24)	15	10
Steelers	4	00:28	C.Boswell 25 yd. Field Goal (7-11, 2:06)	18	10

PITTSBURGH STEELERS

PASSING	ATT	CP	YDS	SK/YD	TD	LG	INT	RTG
Justin Fields	23	17	156	2/23	0	40	0	91.9
TOTAL	23	17	156	2/23	0	40	0	91.9

RUSHING	ATT	YDS	AVG	LG	TD
Najee Harris	20	70	3.5	20	0
Justin Fields	14	57	4.1	12	0
Cordarrelle Patterson	4	13	3.3	5	0
Jaylen Warren	2	7	3.5	8	0
George Pickens	1	-10	-10.0	-10	0
TOTAL	41	137	3.3	20	0

RECEIVING	NO	YDS	AVG	LG	TD
George Pickens	6	85	14.2	40	0
Pat Freiermuth	4	27	6.8	10	0
Jaylen Warren	2	13	6.5	9	0
Najee Harris	1	9	9.0	9	0
MyCole Pruitt	1	9	9.0	9	0
Calvin Austin III	1	7	7.0	7	0
Darnell Washington	1	5	5.0	5	0
Van Jefferson	1	1	1.0	1	0
TOTAL	17	156	9.2	40	0

TOP DEFENSE	TOT	SOLO	AST	SCK	YDS	INT
Minkah Fitzpatrick	7	6	1	0.0	0.0	0
Alex Highsmith	6	1	5	0.0	0.0	0
Cameron Heyward	4	2	2	0.0	0.0	0

FIELD GOALS	FGM/FGA	PERCENT	RESULTS
Chris Boswell	6-6	100.0	57G, 51G, 44G, 56G, 40G, 25G
TOTAL	6-6	100.0	

ATLANTA FALCONS

PASSING	ATT	CP	YDS	SK/YD	TD	LG	INT	RTG
Kirk Cousins	26	16	155	2/18	1	20	2	59.0
TOTAL	26	16	155	2/18	1	20	2	59.0

RUSHING	ATT	YDS	AVG	LG	TD
Bijan Robinson	18	68	3.8	13	0
Tyler Allgeier	3	21	7.0	13	0
Kirk Cousins	1	0	0.0	0	0
TOTAL	22	89	4.0	13	0

RECEIVING	NO	YDS	AVG	LG	TD
Bijan Robinson	5	43	8.6	14	0
Ray-Ray McCloud III	4	52	13.0	20	0
Kyle Pitts	3	26	8.7	12t	1
Drake London	2	15	7.5	8	0
Darnell Mooney	1	15	15.0	15	0
Charlie Woerner	1	4	4.0	4	0
TOTAL	16	155	9.7	20	1

TOP DEFENSE	TOT	SOLO	AST	SCK	YDS	INT
Kaden Elliss	9	4	5	0.0	0.0	0
Mike Hughes	7	7	0	0.0	0.0	0
Jessie Bates III	6	6	0	0.0	0.0	0

FIELD GOALS	FGM/FGA	PERCENT	RESULTS
Younghoe Koo	1-1	100.0	(24)
TOTAL	1-1	100.0	

Team Statistics

First Downs	16	15
3rd-Down Eff. (Made/Att/Pct)	8/17/47%	2/9/22%
4th-Down Eff. (Made/Att/Pct)	0/1/0%	1/1/100%
Total Net Yards	270	226
Total Plays	66	50
Yards Per Play	4.1	4.5
Rushes/Net Yards	41/137	22/89
Net Passing	133	137
Pass Attempts/Completions	23/17	26/16
Had Intercepted	0	2
Sacked/Yards Lost	2/23	2/18
Punts/Average	3/48.7	4/52.5
Penalties/Yards	9/60	5/34
Fumbles/Lost	1/0	1/1
Possession Time	35:36	24:24

Steelers Falcons

THE LAST TIME THE STEELERS/OPPONENT ...

Overtime Game Won

By Steelers – Pittsburgh 20, N.Y. Jets 17, AFC Divisional Playoff, 01/15/05
By Opponent – Denver 29, Pittsburgh 23, AFC Wild Card, 01/08/12

Shutout

By Steelers – None
By Opponent – Philadelphia 21, Pittsburgh 0, Eastern Division Playoff, 12/21/1947

Kickoff Return for TD

By Steelers – None
By Opponent – None

Punt Return for TD

By Steelers – Santonio Holmes (67 yards) vs. San Diego, AFC Divisional Playoff, 01/11/09
By Opponent – Santana Moss (75 yards) vs. N.Y. Jets, AFC Divisional Playoff, 01/15/05

Interception Return for TD

By Steelers – James Harrison (100 yards) vs. Arizona, Super Bowl XLIII, 02/01/09
By Opponent – Nick Collins (37 yards) vs. Green Bay, Super Bowl XLV, 02/06/11

Fumble Return for TD

By Steelers – William Gay (19 yards) vs. N.Y. Jets, AFC Championship, 01/23/11
By Opponent – Telvin Smith (50 yards) vs. Jacksonville, AFC Divisional Playoff, 01/14/18

Blocked Punt

By Steelers – None
By Opponent – Keith Cash, at Kansas City, AFC Wild Card, 01/08/94

Blocked Punt for TD

By Steelers – None
By Opponent – Terry Brown, vs. Minnesota, Super Bowl IX, 01/12/75

Blocked Field Goal

By Steelers – **Montravious Adams**, at Buffalo, AFC Super Wild Card, 01/15/2024
By Opponent – Brian Mitchell, vs. New England, AFC Championship, 01/27/02

Blocked Field Goal for TD

By Steelers – None
By Opponent – Antwan Harris (49 yards), vs. New England, AFC Championship, 01/27/02

Safety Scored

By Steelers – vs. Baltimore, AFC Wild Card, (Punt blocked by Shamarko Thomas out of end zone), 01/03/15
By Opponent – vs. N.Y. Jets, AFC Championship, (Ben Roethlisberger tackled by Mike Devito), 01/23/11

100 Yards Rushing

By Steelers – Le'Veon Bell (170) at Kansas City, AFC Divisional Playoff, 01/15/17
By Opponent – Leonard Fournette (109 yards) vs. Jacksonville, AFC Divisional Playoff, 01/14/18

Two 100-yard Rushers in Same Game

By Steelers – None
By Opponent – None

200 Yards Rushing

By Steelers – None
By Opponent – None

300 Yards Passing

By Steelers – Ben Roethlisberger (469) vs. Jacksonville, AFC Divisional Playoff, 01/14/15
By Opponent – Tom Brady (384) at New England, AFC Championship, 01/22/17

400 Yards Passing

By Steelers – Roethlisberger (469) vs. Jacksonville, AFC Divisional Playoff, 01/14/15
By Opponent – Patrick Mahomes (404) at Kansas City, AFC Super Wild Card, 01/16/22

500 Yards Passing

By Steelers – Roethlisberger (501) vs. Cleveland, AFC Wild Card Playoff, 01/10/21
By Opponent – None

200 Yards Receiving

By Steelers – None
By Opponent – Demaryius Thomas (204 yards) at Denver, AFC Wild Card, 01/08/12

Four TD Passes

By Steelers – Roethlisberger (4) vs. Cleveland, AFC Wild Card Playoff, 01/10/21
By Opponent – Dan Marino, vs. Miami, AFC Championship, 01/06/85

Five TD Passes

By Steelers – Ben Roethlisberger, vs. Jacksonville, AFC Divisional Playoff, 01/14/18
By Opponent – Patrick Mahomes (5) at Kansas City, AFC Super Wild Card, 01/16/22

Six TD Passes

By Steelers – None
By Opponent – None

Three TD Receptions

By Steelers – None
By Opponent – None

Four TD Receptions

By Steelers – None
By Opponent – None

Three TDs Rushing

By Steelers – Franco Harris, vs. Buffalo, AFC Divisional Playoff, 12/22/74
By Opponent – Leonard Fournette, vs. Jacksonville, AFC Divisional Playoff, 01/14/18

Four Field Goals

By Steelers – **Chris Boswell**, at Kansas City, AFC Divisional Playoff, 01/15/17 (6)
By Opponent – Brandon McManus, at Denver, AFC Divisional Playoff, 01/17/16

THE LAST TIME THE STEELERS/OPPONENT ...

Five Field Goals

By Steelers – **Chris Boswell**, at Kansas City, AFC Divisional Playoff, 01/15/17 (6)
 By Opponent – Brandon McManus, at Denver, AFC Divisional Playoff, 01/17/16

Six Field Goals

By Steelers – **Chris Boswell**, at Kansas City, AFC Divisional Playoff, 01/15/17
 By Opponent – None

Three Interceptions

By Steelers – None
 By Opponent – None

Four Interceptions

By Steelers – None
 By Opponent – None

Three Sacks

By Steelers – James Harrison, vs. Baltimore, AFC Divisional Playoff, 01/15/11
 By Opponent – Terrell Suggs, vs. Baltimore, AFC Divisional Playoff, 01/15/11

Four Sacks

By Steelers – None
 By Opponent – None

Five Sacks

By Steelers – None
 By Opponent – None

500 Yards of Total Offense

By Steelers – 553 (52 rushing, 501 passing) vs. Cleveland, AFC Wild Card Playoff, 01/10/21
 By Opponent – 569 (134 rushing, 435 passing) vs. Miami, AFC Championship, 01/06/85

Limited Team to Under 100 Yards of Total Offense

By Steelers – None
 By Opponent – None

Three Interceptions (TEAM)

By Steelers – vs. Baltimore, AFC Championship, 01/18/09
 By Opponent – vs. Jacksonville, AFC Wild Card, 01/05/08

Four Interceptions (TEAM)

By Steelers – None
 By Opponent – vs. Cleveland, AFC Wild Card, 01/10/21

Five Interceptions (TEAM)

By Steelers – vs. Houston, AFC Championship, 01/07/79
 By Opponent – None

Five Takeaways (TEAM)

By Steelers – vs. Houston (9), AFC Championship Game (5 INT, 4 FUM), 01/07/79
 By Opponent – vs. Cleveland, AFC Wild Card (4 INT, 1 FUM), 01/10/21

Six Takeaways (TEAM)

By Steelers – vs. Houston (9), AFC Championship Game (5 INT, 4 FUM), 01/07/79
 By Opponent – vs. Oakland (8), AFC Championship Game (3 INT, 5 FUM), 01/04/76

Two 100-Yard Receivers in Same Game

By Steelers – vs. Cleveland (Smith-Schuster 13-157, Johnson 11-117), AFC Wild Card, 01/10/21
 By Opponent – at New England (Hogan 9 – 180, Edelman 8 – 118), AFC Championship, 01/22/17

100 Yards Rushing (TEAM)

By Steelers – at Buffalo, AFC Super Wild Card (23-106), 01/15/24
 By Opponent – at Buffalo, AFC Super Wild Card (34-179), 01/15/24

200 Yards Rushing (TEAM)

By Steelers – vs. Indianapolis, AFC Wild Card Game (51–231), 12/29/96
 By Opponent – at Oakland, AFC Divisional Playoff (55–232), 12/22/73

100-Yard Rusher and 100-Yard Receiver

By Steelers – at Kansas City, AFC Divisional Playoff (Bell 170, A. Brown 108), 01/15/17
 By Opponent – vs. San Diego, AFC Wild Card Game (Muncie 126, Chandler 124, Winslow 102), 01/09/83

100-Yard Rusher and Two 100-Yard Receivers

By Steelers – None
 By Opponent – 01/09/83 vs. San Diego, AFC Wild Card Game (Muncie 126, Chandler 124, Winslow 102)

100-Yard Rusher, 300-Yard Passer and 100-Yard Receiver

By Steelers – None
 By Opponent – 01/09/83 vs. San Diego, AFC Wild Card Game (Muncie 126, Fouts 333, Chandler 124, Winslow 102)

100-Yard Rusher, 300-Yard Passer and Two 100-Yard Receiver

By Steelers – None
 By Opponent – 01/09/83 vs. San Diego, AFC Wild Card Game (Muncie 126, Fouts 333, Chandler 124, Winslow 102)

100-Yard Rusher and 300-Yard Passer

By Steelers – None
 By Opponent – 01/09/83 vs. San Diego, AFC Wild Card Game (Muncie 126, Fouts 333)

Two 100-Yard Receivers and 300-Yard Passer

By Steelers – 01/10/21 vs. Cleveland, AFC Wild Card Playoff (Smith-Schuster 13-157, Johnson 11-117, Roethlisberger 501)
 By Opponent – 01/22/17 at New England, AFC Championship Game (Brady 384, Hogan 180, Edelman 118)

100-Yard Rusher, 100-Yard Receiver, 200-Yard Receiver and 400-Yard Passer

By Steelers – None
 By Opponent – None

100-Yard Rusher, Two 100-Yard Receivers and 400-Yard Passer

By Steelers – None
 By Opponent – None

THE LAST TIME THE STEELERS/OPPONENT...

Three 100-Yard Receivers and 300-Yard Passer

By Steelers – None
By Opponent – None

Three Rushing Touchdowns

By Steelers – 01/11/09 vs. San Diego, AFC Divisional Playoff (Parker 2, Russell 1)
By Opponent – 01/04/18 vs. Jacksonville, AFC Divisional Playoff (Fournette 3, Yeldon 1)

Four Rushing Touchdowns

By Steelers – 12/29/96, vs. Indianapolis, AFC Wild Card Game (Bettis 2, Stewart 2, Witman 1)
By Opponent – 01/14/18 vs. Jacksonville, AFC Divisional Playoff (Fournette 3, Yeldon 1)

Five Rushing Touchdowns

By Steelers – 12/29/96, vs. Indianapolis, AFC Wild Card Game (Bettis 2, Stewart 2, Witman 1)
By Opponent – None

Three Touchdown Passes

By Steelers – 01/14/18 vs. Jacksonville, AFC Divisional Playoff (Roethlisberger 5)
By Opponent – 01/22/17 at New England, AFC Championship Game (Brady 3)

Four Touchdown Passes

By Steelers – 01/14/18 vs. Jacksonville, AFC Divisional Playoff (Roethlisberger 5)
By Opponent – 01/06/85 vs. Miami, AFC Championship Game (Marino 4)

Five Touchdown Passes

By Steelers – 01/14/18 vs. Jacksonville, AFC Divisional Playoff (Roethlisberger 5)
By Opponent – None

Six Touchdown Passes

By Steelers – None
By Opponent – None

Six Sacks

By Steelers – None
By Opponent – 01/15/11 vs. Baltimore, AFC Divisional Playoff (6–34)

Seven or More Sacks

By Steelers – None
By Opponent – 01/09/93 vs. Buffalo, AFC Divisional Playoff (7–52)

Two Opponent Fumble Recoveries

By Steelers – 01/08/17 vs. Miami, AFC Wild Card Game (Tuitt, Walton)
By Opponent – 01/15/11 vs. Baltimore, AFC Divisional Playoff (Redding, Reed)

Shutout on Road

By Steelers – None
By Opponent – None

Shutout at Home

By Steelers – None
By Opponent – 12/21/47 vs. Philadelphia (21–0), Eastern Division Playoff

OT Win Away from Pittsburgh

By Steelers – 01/31/89 at Houston, AFC Wild Card Game (23–20)
By Opponent – 01/08/12 at Denver, AFC Wild Card Game (29–23)

OT Win in Pittsburgh

By Steelers – 01/15/05 vs. N.Y. Jets, AFC Divisional Playoff (20–17)
By Opponent – None

40 Points

By Steelers – 01/14/18 vs. Jacksonville, AFC Divisional Playoff (42–45)
By Opponent – 01/16/22 at Kansas City, AFC Super Wild Card (42–21)

50 Points

By Steelers – None
By Opponent – None

Two-Point Conversion

By Steelers – 01/22/17 at New England, AFC Championship Game (Roethlisberger pass to D. Williams)
By Opponent – 01/17/16 at Denver, AFC Divisional Playoff [Peyton Manning pass to Demaryius Thomas]

Missed Point-After-Touchdown Attempt

By Steelers – 01/22/17 at New England, AFC Championship Game (Chris Boswell kick failed)
By Opponent – 01/22/17 at New England, AFC Championship Game (Stephen Gostkowski kick failed)



Pittsburgh 0
Philadelphia 21



1947 NFL DIVISIONAL (DEC. 21, 1947)

PHILADELPHIA — The Eagles of coach Earle (Greasy) Neale were on the rise, destined to play the next three NFL title games, whereas Jock Sutherland's Steelers—the last of the Single-Wing offenses to make the playoffs—would have only one winning season in the next decade and that is how each played.

The Eagles capitalized early on a Pittsburgh error. Pete Pihos blocked a punt by Bob Cifers, and the Eagles gained possession at the Steelers' 14. Two plays later, Tommy Thompson threw a 15-yard touchdown pass to Steve Van Buren. The next period, Thompson went to the air again and found Jack Ferrante for 28 yards and a score that made it 14-0.

In the third quarter, the punting game again got the Steelers into trouble. Cifers out-kicked his coverage and Bosh Pritchard wound his way through the Pittsburgh defense, going 79 yards for the final score.

Going into the game the Steelers were torn by controversy. The players demanded an extra paycheck for the playoff. Although they got their money, they outraged their coach Jock Sutherland, who proceeded to hold his pre-game practices outdoors in the snow and ice.

GAME SUMMARY

	1	2	3	4	F
STEELERS	0	0	0	0	0
Eagles	7	7	7	0	21

TEAM	Q	PLAY	SCORE
PHI	1	Van Buren 15 pass from Thompson (Patton kick)	0-7
PHI	2	Ferrante 28 pass from Thompson (Patton kick)	0-14
PHI	3	Pritchard 79 punt return (Patton kick)	0-21



Pittsburgh 10
Detroit 17



1962 PLAYOFF BOWL (JAN. 6, 1963)

MIAMI — The Steelers and Lions met in the third game of what was known as the Playoff Bowl. From 1960-66, the Playoff Bowl was played in Miami, Fla., consisting of the runners-up in each division. Detroit won its third consecutive Playoff Bowl, a 17-10 victory over the Steelers.

In what was a very physical game, the Steelers lost three key starters throughout the game. Halfback Willie Daniel sustained a concussion and a broken jaw, eventual Hall-of-Fame fullback John Henry Johnson left the game with a concussion, and tackle Dan James fractured his leg.

The Lions had the only scoring opportunity of the first quarter, however, a Wayne Walker 27-yard field goal attempt was wide left. He had a second chance in the second quarter and connected to give the Lions a 3-0 lead. The Steelers answered with a five-yard touchdown run by Dick Hoak, giving them a 7-3 lead. Detroit scored on their following drive thanks to a 20-yard pass from Milt Plum to Ken Webb, to give the Lions a 10-7 lead at halftime.

The Steelers tied the game halfway through the third quarter when Lou Michaels kicked a 40-yard field goal.

Detroit clinched the game with an 80-yard, four-play drive. Plum hit Dan Lewis for a gain of 73 yards. Then Ken Webb clinched the victory for the Lions with a three-yard touchdown run.

Bobby Layne replaced Ed Brown at quarterback with 7:46 remaining in the game and almost completed a Steelers' comeback. However, his effort fell short. Layne did complete 4-of-8 passes for 69 yards and one interception.

GAME SUMMARY

	1	2	3	4	F
STEELERS	0	7	3	0	10
Lions	0	10	7	0	17

TEAM	Q	PLAY	SCORE
DET	2	Walker 27 FG	0-3
PIT	2	Hoak 5 run (Michaels kick)	7-3
DET	2	Webb 20 pass from Plum (Walker kick)	7-10
PIT	3	Michaels 40 FG	10-10
DET	3	Webb 2 run (Walker kick)	10-17



Oakland 7
Pittsburgh 13



1972 AFC DIVISIONAL PLAYOFF (DEC. 23, 1972)

PITTSBURGH — Two unusual plays, one perhaps the oddest—and certainly the most controversial—in the long history of professional football, provided most of the offense in the final two minutes of what had been a tension-filled defensive struggle.

Field goals of 18 and 20 yards by Roy Gerela had given Pittsburgh a 6-0 lead. QB Ken Stabler erased it as he scrambled 30 yards on a broken play to put Oakland in front with one minute and 13 seconds remaining.

Down to their last play, the Steelers were 60 yards from the Oakland goal when rookie Franco Harris made an incredible shoe-top catch off a ricocheted pass and ran 42 yards for the TD.

The dispute on the game-winning play centered on whether the flight of the ball was altered by the contact of Oakland's Jack Tatum or the Steelers' John "Frenchy" Fuqua.

GAME SUMMARY

	1	2	3	4	F
Oakland	0	0	0	7	7
STEELERS	0	0	3	10	13

TEAM	Q	PLAY	DRIVE	SCORE
PIT	3	Gerela 18 FG	12-78, 5:08	3-0
PIT	4	Gerela 29 FG	5-13, 2:15	6-0
OAK	4	Stabler 30 run (Blanda kick)	12-80, 2:29	6-7
PIT	4	Harris 60 pass from Bradshaw (Gerela kick)	6-80, 1:13	13-7

INDIVIDUAL STATS

RUSHING	PIT: Harris 18-64; Fuqua 16-25; Bradshaw 2-19.
	OAK: Hubbard 14-44; Smith 14-57; Davis 2-7; Stabler 1-30, 1 TD.
	PIT: Bradshaw 25-11-1, 175 1 TD.
PASSING	OAK: Lamonica 18-6-2, 45; Stabler 12-6-0, 57.
	PIT: Shanklin 3-55; Harris 5-96, 1 TD; McMakin 1-9; Young 1-4; Fuqua 1-11.
RECEIVING	OAK: Hubbard 1-2; Biletnikoff 3-28; Smith 2-8; Chester 3-40; Otto 1-5; Banaszak 1-12; Siani 1-7.

TEAM STATS

	Raiders	Steelers
First Downs	13 (9-4-0)	13 (7-6-0)
Third Downs	5-16 (31%)	6-18 (33%)
Total Net Yds	216	252
Plays-Avg.	65-3.5	64-4.0
Rushing Yds	138	108
Att.-Avg.	31-4.5	36-3.0
Passing Yds	78	144
Sacked by Opp.	4-24	3-31
Att.-Comp.-Int.	30-12-2	25-11-1
Punts-Avg.	7-45.1	7-48.2
Penalties	2-15	1-5
Fumbles-Lost	3-2	0-0



Miami 21
Pittsburgh 17



1972 AFC CHAMPIONSHIP (DEC. 31, 1972)

PITTSBURGH — The Steelers stumbled on the last step to a Super Bowl berth when QB Bob Griese rallied the unbeaten Miami Dolphins.

Actually, the outcome may have been determined on a trick play. With the Steelers leading 7-0 by virtue of a TD the first time they had the ball, Larry Seiple ran 37 yards on a fake punt deep into Pittsburgh territory.

The play took away the Steelers' early momentum and led to the Dolphins tying score. After a field goal early in the third quarter gave Pittsburgh its last lead, A blocked field goal attempt paved the way for Miami's third TD. Terry Bradshaw made it necessary as he returned to the game after suffering a first quarter head injury. He completed four straight passes for 71 yards to pull his team within four points, but two interceptions ended Pittsburgh's Cinderella season.

GAME SUMMARY

	1	2	3	4	F
Dolphins	0	7	7	7	21
STEELERS	7	0	3	7	17

TEAM	Q	PLAY	DRIVE	SCORE
PIT	1	Mullins fumble recovery in E2 (Gerela kick)	11-48, 6:44	7-0
MIA	2	Csonka 9 pass from Morrall (Yepremian kick)	6-54, 3:03	7-7
PIT	3	Gerela 14 FG	9-73, 4:00	10-7
MIA	3	Kiick 2 run (Yepremian kick)	12-80, 6:29	10-14
MIA	4	Kiick 3 run (Yepremian kick)	11-49, 5:22	10-21
PIT	4	Young 12 pass from Bradshaw (Gerela kick)	4-71, 2:04	17-21

INDIVIDUAL STATS

RUSHING	MIA: Morris 16-76; Csonka 24-68; Seiple 1-37; Kiick 8-12, 2 TD.
	PIT: Harris 16-76; Fuqua 8-47; Bradshaw 2-5.
PASSING	MIA: Morrall 11-7-1, 51, 1 TD; Griese 5-3-0, 70.
	PIT: Bradshaw 10-5-2, 80, 1 TD; Hanratty 10-5-0, 57.
RECEIVING	MIA: Fleming 5-50; Warfield 2-63; Csonka 1-9, 1 TD; Mandich 1-5; Morris 1-(6).
	PIT: Young 4-54, 1 TD; Shanklin 2-49; Harris 2-3; McMakin 1-22; Brown 1-9.

TEAM STATS

	Raiders	Steelers
First Downs	19 (11-6-2)	13 (6-6-1)
Third Downs	9-20 (45%)	5-12 (42%)
Total Net Yds	314	250
Plays-Avg.	65-4.8	46-5.4
Rushing Yds	193	128
Att.-Avg.	49-3.9	26-4.9
Passing Yds	121	122
Att.-Comp.-Int.	16-10-1	20-10-2
Punts-Avg.	4-35.5	4-51.3
Penalties	2-19	4-30
Fumbles-Lost	0-0	2-0



**Pittsburgh 14
Oakland 33**



1973 AFC WILD CARD (DEC. 22, 1973)

OAKLAND — The Raiders got a full measure of revenge for three straight losses to the Steelers, including one on the opening round of the AFC playoffs in 1972.

Oakland drove 80 yards for a touchdown the first time they had the ball and quarterback Ken Stabler mixed a strong inside running game with accurate short passes, a pattern he was to follow all afternoon.

A Steelers' touchdown late in the second quarter narrowed the halftime score to 10-7.

The Raiders added field goals on their first two third-quarter possessions. Two plays after the second one Willie Brown picked off a Terry Bradshaw pass in the flat and returned it 54 yards to put the game out of reach.

A fourth George Blanda field goal preceded Bradshaw's second touchdown pass—a 26-yarder to Frank Lewis.

GAME SUMMARY

	1	2	3	4	F
STEELERS	0	7	0	7	14
Raiders	7	3	13	10	33

TEAM	Q	PLAY	SCORE
OAK	1	Hubbard 1 run (Blanda kick)	0-7
OAK	2	Blanda 25 FG	0-10
PIT	2	Pearson 4 pass from Bradshaw (Gerela kick)	7-10
OAK	3	Blanda 31 FG	7-13
OAK	3	Blanda 22 FG	7-16
OAK	3	Brown 54 interception return (Blanda kick)	7-23
OAK	4	Blanda 10 FG	7-26
PIT	4	Lewis 26 pass from Bradshaw (Gerela kick)	14-26
OAK	4	Hubbard 1 run (Blanda kick)	14-33



**Buffalo 14
Pittsburgh 32**



1974 AFC DIVISIONAL PLAYOFF (DEC. 22, 1974)

PITTSBURGH — The Steelers' offense took the pressure off their defensive teammates early by exploding for four second-quarter touchdowns as Terry Bradshaw played one of the finest games of his pro career.

Trailing 7-3 after young Joe Ferguson led the Bills on a well-executed 56-yard drive, the Steelers went ahead for good when Bradshaw connected with Rocky Bleier for a 27-yard scoring toss. Before the halftime intermission, Franco Harris ripped off three touchdown runs in less than five minutes to tie an NFL record and put the game out of Buffalo's reach.

Harris' middle score was set up by Lynn Swann's sensational diving catch on the Buffalo four-yard line that was the game's biggest play and probably the turning point.

The game's most crucial turnover, a Jim Braxton fumble after he had run 30 yards into Steelers' territory, preceded that Pittsburgh series.

The big halftime margin forced the Bills out of their normal ball-control offense and Ferguson was greatly handicapped as he threw 15 times in the second half against a stacked defense. While Buffalo played catch-up, the Steelers were content to run the ball. Bradshaw threw just five times in the final half.

GAME SUMMARY

	1	2	3	4	F
Bills	7	0	7	0	14
STEELERS	3	26	0	3	32

TEAM	Q	PLAY	SCORE
PIT	1	Gerela 21 FG	0-3
BUF	1	Seymour 22 pass from Ferguson (Leyboldt kick)	7-3
PIT	2	Bleier 27 pass from Bradshaw (kick failed)	7-9
PIT	2	Harris 1 run (Gerela kick)	7-16
PIT	2	Harris 4 run (kick failed)	7-22
PIT	2	Harris 1 run (Gerela kick)	7-29
BUF	3	Simpson 3 pass from Ferguson (Leyboldt kick)	14-29
PIT	4	Gerela 22 FG	14-32

INDIVIDUAL STATS

RUSH	BUF: Simpson 15-49; Braxton 5-48; Ferguson 1-3.
	PIT: Harris 24-74, 2 TD; Bradshaw 5-48; Bleier 14-45; Davis 5-32; Swann 2-24; Gilliam 1-12.
	PASS
PASS	BUF: Ferguson 26-11-0, 164, 2 TD. PIT: Bradshaw 19-12-0 203, 1 TD; Gilliam 2-0-0.
REC	BUF: Hill 4-59; Simpson 3-37; Seymour 2-35; Rasha 1-25; Braxton 1-8. PIT: Swann 3-60; Bleier 3-54, 1 TD; Lewis 2-18; Brown 1-29; McMakin 1-22; Shanklin 1-15; Harris 1-5.

TEAM STATS

	Bills	Steelers
First Downs	15 (5-10-0)	29 (18-9-2)
Third Downs	3-11 (27%)	7-14 (50%)
Total Net Yds	264	438
Plays-Avg.	47-5.6	72-6.1
Rushing Yds	100	235
Att.-Avg.	21-4.8	51-4.6
Passing Yds	164	203
Att.-Comp.-Int.	26-11-0	21-12-0
Punts-Avg.	5-39.4	3-38.7
Penalties	3-15	2-10

INDIVIDUAL STATS

RUSH	PIT: Harris 10-29; Pearson 4-14; Fuqua 3-13; Bradshaw 3-9.
	OAK: Hubbard 20-91, 2 TD; Smith 17-73; Davis 12-48; Banaszak 5-17; Moore 1-3.
	PASS
PASS	PIT: Bradshaw 12-25-3, 167, 2 TD. OAK: Stabler 14-17-0, 142.
REC	PIT: Lewis 4-70, 1 TD, Fuqua 4-52; B. Pearson 2-7 1 TD; P. Pearson 1-24; Williams 1-14. OAK: Siani 5-68; Moore 3-26; Smith 2-10; Hubbard 1-17; Biletnikoff 1-8; Branch 1-8; Banaszak 1-5.

TEAM STATS

	Steelers	Raiders
First Downs	15 (2-10-3)	24 (14-8-2)
Third Downs	5-11 (45%)	10-17 (59%)
Total Net Yds	223	361
Plays-Avg.	46-4.8	74-4.8
Rushing Yds	65	232
Att.-Avg.	20-3.2	55-4.2
Passing Yds	158	129
Att.-Comp.-Int.	25-12-3	17-14-0
Punts-Avg.	5-41.6	2-39.0
Penalties	4-60	9-75



**Pittsburgh 24
Oakland 13**



1973 AFC CHAMPIONSHIP (DEC. 29, 1974)

OAKLAND — The Steelers combined the power running of Franco Harris and Rocky Bleier with a defense that held the Raiders to an incredible 29 yards rushing and intercepted three Ken Stabler passes en route to a 24-13 victory.

The Steelers took command of the game after Stabler combined with Cliff Branch on a 38-yard touchdown pass to give the Raiders a 10-3 lead in the third quarter.

The teams had traded first half field goals. Taking the kickoff following Branch's score, the Steelers grinded out 61 yards in nine plays with Harris blasting up the middle for eight yards and the touchdown on the first play of the fourth quarter. Jack Ham's second interception of the day paved the way to the Steelers' winning score. He returned it 24 yards to the Oakland nine.

Terry Bradshaw, who played another outstanding game, hit Lynn Swann in the end zone for the touchdown. The Raiders added a second field goal but it was the end of the line for them as the Steeler defense totally dominated the line of scrimmage.

J.T. Thomas' interception with just over a minute to play ended any Oakland comeback hopes. Harris followed with a 21-yard touchdown run.

GAME SUMMARY

	1	2	3	4	F
STEELERS	0	3	0	21	24
Raiders	3	0	7	3	13

TEAM	Q	PLAY	SCORE
OAK	1	Blanda 40 FG	7-41, 2:45 0-3
PIT	2	Gerela 23 FG	9-50, 5:12 3-3
OAK	3	Branch 38 pass from Stabler (Blanda kick)	8-80, 4:10 3-10
PIT	4	Harris 8 run (Gerela kick)	9-61, 4:59 10-10
PIT	4	Swann 6 pass from Bradshaw (Gerela kick)	4-9, 1:23 17-10
OAK	4	Blanda 24 FG	9-85, 4:00 17-13
PIT	4	Harris 21 run (Gerela kick)	2-24, 0:13 24-13

INDIVIDUAL STATS

RUSH	PIT: Harris 29-111, 2 TD; Bleier 18-98; Bradshaw 3-15.
	OAK: Davis 10-16; Banaszak 3-7; Hubbard 7-6; Stabler 1-0.
PASS	PIT: Bradshaw 17-8-1, 95, 1 TD.
	OAK: Stabler 36-19-3 271, 1 TD.
REC	PIT: Brown 2-37; Bleier 2-25; Swann 2-17, 1 TD; Stallworth.
	OAK: Branch 9-186, 1 TD; Moore 4-32; Biletnikoff 3-45; Davis 2-8; Banaszak 1-0.

TEAM STATS

	Steelers	Raiders
First Downs	20 (11-7-2)	15 (0-13-2)
Third Downs	9-16 (56%)	4-13 (31%)
Total Net Yards	305	278
Plays-Avg.	67-4.6	57-4.8
Rushing Yards	224	29
Att.-Avg.	50-4.5	21-1.4
Passing Yards	81	249
Att.-Comp.-Int.	17-8-1	36-19-3
Punts-Avg.	4-41.0	5-43.4
Penalties-Yds.	4-30	5-60
Fumbles-Lost	3-2	0-0



**Baltimore 10
Pittsburgh 28**



1975 AFC DIVISIONAL PLAYOFF (DEC. 27, 1975)

PITTSBURGH — Franco Harris ran for an AFC playoff record 153 yards but it was Mel Blount's interception late in the third quarter that provided the Steelers with the impetus to overcome a 10-7 Baltimore lead, propelling the Steelers to a 28-10 victory.

Following Jack Ham's interception, the Steelers put together a 61-yard, four-play drive, highlighted by Frank Lewis' sensational one-handed 34-yard catch, to take a 7-0 lead late in the first quarter.

Playing without regular quarterback Bert Jones, the Colts used a Lloyd Mumphord interception to tie the game on Marty Domres' pass to Glenn Doughty.

Another turnover, one of four by the Steelers, a fumble by Harris at his own 19, gave the Colts a field goal and their only lead of the game. Three minutes later Blount made his steal and Bleier scored standing up on the first play.

The Pittsburgh defense stiffened, holding the Colts without a first down on their next three possessions. The Steelers put it out of reach with Terry Bradshaw's gummy two-yard touchdown run which capped a 39-yard drive.

GAME SUMMARY

	1	2	3	4	F
Colts	0	7	3	0	10
STEELERS	7	0	7	14	28

TEAM	Q	PLAY	DRIVE	SCORE
PIT	1	Harris 8 run (Gerela kick)	4-61, 1:30	7-0
BAL	1	Doughty 5 pass from Domres (Linhart kick)	5-19, 2:33	7-7
BAL	3	Linhart 24 FG	7-15, 2:54	7-10
PIT	3	Bleier 7 run (Gerela kick)	1-7, 0:05	14-10
PIT	4	Bradshaw 2 run (Gerela kick)	7-39, 2:21	21-10
PIT	4	Russell 93 fumble return (Gerela kick)	—	28-10

INDIVIDUAL STATS

RUSH	BLT: Mitchell 26-63; Domres 4-17; Jones 2-6; Olds 5-6; McCauley 3-3; Carr 1-(-13).
	PIT: Harris 27-153, 1 TD; Bleier 12-28, 1 TD; Bradshaw 3-22; Collier 1-8.
PASS	BLT: Jones 11-6-0, 91; Domres 11-2-2, 9, 1 TD.
	PIT: Bradshaw 13-8-2, 103.
REC	BLT: Mitchell 4-20; Doughty 2-63; McCauley 1-9; Kennedy 1-8.
	PIT: Lewis 3-65; Swann 2-15; Bleier 2-14; Brown 1-9.

TEAM STATS

	Colts	Steelers
First Downs	10 (4-4-2)	16 (13-3-0)
Third Downs	6-21 (28%)	4-12 (33%)
Total Net Yards	154	287
Plays-Avg.	68-2.3	59-4.9
Rushing Yards	82	211
Att.-Avg.	41-2.3	43-4.9
Passing Yards	72	76
Att.-Comp.-Int.	22-8-2	13-8-2
Punts-Avg.	9-40.1	4-39.8
Penalties-Yds.	2-1	3-3
Fumbles-Lost	6-53	5-45



Oakland 10
Pittsburgh 16



1975 AFC CHAMPIONSHIP (JAN. 4, 1976)

PITTSBURGH — In a game that was not decided until the final play, the Steelers overcame eight turnovers, including a lost onside kick, which gave the Raiders a final opportunity to win, for a 16-10 victory.

The game was played on an icy field with temperatures in the teens and strong, gusty winds.

Oakland intercepted two passes in the first quarter but the best they could get out of them was a missed 38-yard field goal. The Steelers took advantage of the initial Raider turnover, the first of Mike Wagner's two interceptions and a 20-yard return, to get on the board with a field goal.

The Steelers missed two field-goal attempts, 44- and 48-yard tries, in a third quarter in which the Raiders committed three turnovers to the Steelers' one.

Franco Harris completed a 70-yard drive when he found the middle jammed and swung around his left side for 25 yards scoring the game's first TD on the second play of the final quarter.

Ken Stabler responded with a 60-yard, six-pass drive to reduce the Steeler lead to three again.

Another Oakland fumble, which Jack Lambert grabbed for his third recovery of the game on the Oakland 25, set up the final Steelers score. While the Steelers were running out the clock, Harris fumbled and the Raiders quickly moved into position for a 41-yard field goal. The Steelers committed their third fumble in the final five minutes of the game on the ensuing onside kickoff but time ran out on the Raiders.

GAME SUMMARY

	1	2	3	4	F
Raiders	0	0	0	10	10
STEELERS	0	3	0	13	16

TEAM	Q	PLAY	DRIVE	SCORE
PIT	2	Gerela 36 FG	5-31, 2:29	3-0
PIT	4	Harris 25 run (Gerela kick)	5-70, 2:15	10-0
OAK	4	Siani 14 pass from Stabler (Blanda kick)	6-60, 1:45	10-7
PIT	4	Stallworth 20 pass from Bradshaw (snap fumbled)	3-25, 1:18	16-7
OAK	4	Blanda 41 FG	6-41, 1:14	16-10

INDIVIDUAL STATS

RUSH	OAK: Banaszak 8-33; Hubbard 10-30; C. Davis 13-29; J. Phillips 1-1.
	PIT: Harris 27-79; Bradshaw 2-22; Bleier 10-16.
	PASS
OAK: Stabler 42-18-2, 246, 1 TD.	
PIT: Bradshaw 25-15-3, 215, 1 TD.	
REC	OAK: Siani 5-80, 1 TD; Casper 5-67; Branch 2-56; Banaszak 2-12; Moore 2-12; Hart 1-16; C. Davis 1-3.
	PIT: Harris 5-58; Grossman 4-36; Swann 2-45; Stallworth 2-30, 1 TD; Lewis 1-33; Brown 1-13.

TEAM STATS

	Raiders	Steelers
First Downs	18 (3-13-2)	16 (5-10-1)
Third Downs	7-18 (39%)	5-13 (38%)
Total Net Yards	321	332
Plays-Avg.	76-4.2	64-5.2
Rushing Yards	93	117
Att.-Avg.	32-2.9	39-3.0
Passing Yards	228	215
Att.-Comp.-Int.	42-18-2	25-15-3
Punts-Avg.	8-37.8	4-38.5
Fumbles-Lost	4-3	5-5
Penalties-Yds.	4-40	3-32



Baltimore 14
Pittsburgh 40



1976 AFC DIVISIONAL PLAYOFF (DEC. 19, 1976)

PITTSBURGH — The Steelers struck quick with a 76-yard touchdown pass from Terry Bradshaw to Frank Lewis on the game's third play en route to setting league marks for total yardage and a then-team postseason record for points, with a 40-14 win.

Terry Bradshaw played the finest game of his career, setting then-personal highs by completing 78 percent of his passes for three touchdowns.

The Steelers scored five of the first six times they had the ball and their 17-point second quarter sealed the victory.

First-half interceptions by Mike Wagner and Glen Edwards and five quarterback sacks, two by Andy Russell on successive plays, paced the defense.

However, the victory was a very costly one, which would take its toll one week later.

Both Franco Harris and Rocky Bleier suffered injuries which sidelined them for the AFC title game. Harris was hurt early in the third quarter after rushing for 132 yards. Frenchy Fuqua and Reggie Harrison picked up the slack, making large contributions rushing and receiving.

GAME SUMMARY

	1	2	3	4	F
STEELERS	9	17	0	14	40
Colts	7	0	0	7	14

TEAM	Q	PLAY	DRIVE	SCORE
PIT	1	Lewis 76 pass from Bradshaw (kick failed)	3-78, 1:28	6-0
PIT	1	Gerela 45 FG	8-50, 4:06	9-0
BAL	1	Carr 17 pass from Jones (Linhart kick)	9-69, 5:04	9-7
PIT	2	Harrison 1 run (Gerela kick)	6-32, 3:00	16-7
PIT	2	Swann 29 pass from Bradshaw (Gerela kick)	5-54, 1:45	23-7
PIT	2	Gerela 25 FG	5-39, 0:36	26-7
PIT	4	Swann 11 pass from Bradshaw (Gerela kick)	9-68, 4:34	33-7
BAL	4	Leaks 1 run (Linhart kick)	9-65, 3:17	33-14
PIT	4	Harrison 10 run (Mansfield kick)	5-50, 3:04	40-14

INDIVIDUAL STATS

RUSH	PIT: Harris 18-132; Fuqua 11-54; Harrison 10-40, 2 TD; Bleier 1-(-1).
	BLT: Mitchell 16-55; Leaks 4-12, 1 TD; McCauley 1-1; Jones 2-3.
	PASS
PIT: Bradshaw 18-14-0, 264, 3 TD; Kruzcek 6-5-0, 44.	
BLT: Jones 25-11-2, 144, 1 TD.	
REC	PIT: Swann 5-77, 2 TD; Harrison 4-37; Harris 3-24; Lewis 2-103, 1 TD; Fuqua 2-34; Bell 2-25; Stallworth 1-8.
	BLT: Mitchell 5-42; Chester 3-42; Carr 2-35; Doughty 1-25.

TEAM STATS

	Steelers	Colts
First Downs	29 (12-15-2)	16 (4-8-4)
Third Downs	9-10 (90%)	4-9 (44%)
Total Net Yards	526	170
Plays-Avg.	65-8.1	53-3.2
Rushing Yards	225	71
Att.-Avg.	40-5.6	23-3.1
Passing Yards	301	99
Att.-Comp.-Int.	24-19-0	25-11-2
Punts-Avg.	1-33	4-40.5
Fumbles-Lost	2-1	0-0
Penalties-Yds.	12-81	7-59



**Pittsburgh 7
Oakland 24**



1976 AFC CHAMPIONSHIP (DEC. 26, 1976)

OAKLAND — The Steelers and Raiders met for a fifth straight year in the playoffs and third season in a row for the AFC title.

The Raiders ended the Steelers seven-game postseason winning streak with a surprisingly strong running game and the timely passing of Ken Stabler, which they parlayed with a tenacious defense onto a 24-7 victory.

Oakland grabbed a 10-point lead on a pair of Steelers' errors. A partially blocked punt led to a field goal and an interception on a deflection that was returned to the one yard-line set up a touchdown.

Forced to throw because of injuries to Franco Harris and Rocky Bleier, neither of whom played, the Steelers fought back and on their next possession and went 75 yards with all but 16 coming through the air. However, the Raiders matched it by storming 69 yards to score with 23 seconds left in the half.

After their 63-yard scoring drive in the third quarter, the Raiders were content to play conservatively while the desperate Steelers were forced to play catch-up, something they were unable to do this day.

GAME SUMMARY

	1	2	3	4	F
STEELERS	0	7	0	0	7
Raiders	3	14	7	0	24

TEAM	Q	PLAY	DRIVE	SCORE
OAK	1	Mann 39 FG	7-38, 3:20	0-3
OAK	2	Davis 1 run (Mann kick)	3-1, 5:30	0-10
PIT	2	Harrison 3 run (Mansfield kick)	8-75, 5:00	7-10
OAK	2	Bankston 4 pass from Stabler (Mann kick)	14-69, 4:04	7-17
OAK	3	Banaszak 5 pass from Stabler (Mann kick)	12-63, 6:47	7-24

INDIVIDUAL STATS

RUSH	PIT: Harrison 11-44, 1 TD; Fuqua 8-24; Bradshaw 1-4; Cunningham 1-0.
	DEN: Van Eeghen 22-66; Davis 11-54, 1 TD; Banaszak 15-46; Garrett 2-4; Casper 1-(-13).
	PASS
PIT: Bradshaw 35-14-1, 176.	
DEN: Stabler 16-10-0, 88, 2 TD; Rae 0-0-0, 0.	
REC	PIT: Cunningham 4-36; Swann 3-58; Fuqua 2-11; Harrison 2-10; Brown 1-32; Stallworth 1-18; Lewis 1-11.
	DEN: Branch 3-46; Bankston 2-11, 1 TD; Davis 2-7; Van Eeghen 1-14; Banaszak 1-5, 1 TD; Casper 1-5.

TEAM STATS

	Steelers	Raiders
First Downs	13 (3-8-2)	15 (7-7-1)
Third Downs	4-14 (28%)	7-18 (39%)
Total Net Yards	237	220
Plays-Avg.	59-4.0	68-3.3
Rushing Yards	72	157
Att.-Avg.	21-3.4	51-3.1
Passing Yards	165	63
Att.-Comp.-Int.	35-14-1	16-10-0
Punts-Avg.	7-37.3	7-44
Fumbles-Lost	1-0	2-0
Penalties-Yds.	5-29	7-34



**Pittsburgh 21
Denver 34**



1977 AFC DIVISIONAL PLAYOFF (DEC. 24, 1977)

DENVER — Making the same mistakes that typified their play during the regular season, the Steelers were eliminated in the opening round of the playoffs for the first time since 1973, losing to Denver 34-21.

Pittsburgh lost the football on four turnovers plus a blocked punt, which accounted for 24 of Denver's points. The blocked punt and a Franco Harris fumble set up short scoring drives of 17 and 10 yards which kept the Broncos in the game in the first half when the Steelers held a 183-44 edge in offensive yardage. Both Steelers touchdowns came on long, time-consuming drives in the second quarter as Harris ran for 82 yards in the first half with 60 of them coming during the two scoring efforts.

In the second half, the Steelers deserted their productive running game and rushed the ball just nine times with Harris getting it five times after carrying on 23 occasions in the initial 30 minutes. They were outgained by Denver, 214-121.

After stopping the Broncos four times from inside the two-yard line in the third quarter, the Steelers could not get out of the hole that led to Denver's third score, a first down pass for 30 yards.

The Steelers had one more comeback attempt left as they came from behind for the third time to even the score on a 60-yard, four-play march with all but one of the yards coming through the air.

After that, Pittsburgh got just one first down on its final three possessions and turned the ball over twice on interceptions to set up Denver's last 10 points.

The lone positive note for the Steelers was Harris becoming the first pro player to gain 1,000 yards in postseason play, pushing his total to 1,050.

GAME SUMMARY

	1	2	3	4	F
STEELERS	0	14	0	7	21
Broncos	7	7	7	13	34

TEAM	Q	PLAY	DRIVE	SCORE
DEN	1	Lytle 7 run (Turner kick)	4-17, 1:18	0-7
PIT	2	Bradshaw 1 run (Gerela kick)	11-56, 5:10	7-7
DEN	2	Armstrong 10 run (Turner kick)	1-10, 0:43	7-14
PIT	2	Harris 1 run (Gerela kick)	9-65, 2:23	14-14
DEN	3	Odoms 30 pass from Morton (Turner kick)	4-41, 0:51	14-21
PIT	4	Brown 1 pass from Bradshaw (Gerela kick)	4-61, 1:42	21-21
DEN	4	Turner 44 FG	7-39, 2:29	21-24
DEN	4	Turner 35 FG	4-2, 0:36	21-27
DEN	4	Dolbin 34 pass from Morton (Turner kick)	2-33, 0:13	21-34

INDIVIDUAL STATS

RUSH	PIT: Harris 28-92, 1 TD; Bleier 7-14; Bradshaw 4-21, 1 TD.
	DEN: Lytle 12-26, 1 TD; Keyworth 5-20; Jensen 4-13; Armstrong 11-44, 1 TD; Morton 5-0.
	PASS
PIT: Bradshaw 37-19-3, 177, 1 TD.	
DEN: Morton 23-11-0, 164, 1 TD.	
REC	PIT: Harris 4-20; Cunningham 3-42; Swann 1-6; Stallworth 4-80; Bleier 2-10; Brown 1-1, 1 TD; Maxson 3-11; Grossman 1-7.
	DEN: Jensen 2-33; Odoms 5-43, 1 TD; Moses 2-45; Armstrong 1-9; Dolbin 1-34, 1 TD.

TEAM STATS

	Steelers	Broncos
First Downs	18 (10-8-0)	15 (5-9-1)
Third Downs	11-22 (50%)	4-13 (31%)
Total Net Yards	304	258
Plays-Avg.	76-4.0	61-4.2
Rushing Yards	127	103
Att.-Avg.	39-3.3	37-2.8
Passing Yards	177	155
Att.-Comp.-Int.	37-19-3	23-11-0
Punts-Avg.	6-34.0	5-37.6
Fumbles-Lost	2-1	3-1
Penalties-Yds.	10-67	3-20



Denver 10
Pittsburgh 33



1978 AFC DIVISIONAL PLAYOFF (DEC. 30, 1978)

PITTSBURGH — Playing their first playoff game at home in three years, the Steelers advanced to the AFC Championship game for the fourth time in six years with one of their best overall performances ever in postseason play, defeating Denver, 33-10.

After falling behind 3-0, the Steelers scored touchdowns on back-to-back possessions to assume a commanding lead and were never seriously threatened thereafter.

The offense gained 425 yards, while Terry Bradshaw had a postseason career-high of 272 yards passing and was aided by the great touchdown receptions of John Stallworth and Lynn Swann, both of whom took balls away from Denver defenders in the end zone. Stallworth set a then-NFL Divisional Playoff record with his 10 catches. Franco Harris added four NFL postseason records he already held. He increased his totals to 1,155 yards, 282 rushing attempts, five 100-yard games and 12 touchdowns.

The Pittsburgh defense was no less than devastating, completely shutting down the Broncos' running game and marking the sixth straight game in which it did not allow 100 yards rushing. This forced Denver to go to a passing game and resulted in six quarterback sacks.

Joe Greene took away the Broncos early second-half momentum when he blocked a field goal attempt. Then Stallworth and Swann settled the issue with two big catches in a 32-second span of the fourth quarter. Sandwiched between those two plays was Rick Upchurch's fumble on the kickoff following Stallworth's big play, which Dennis Winston recovered.

GAME SUMMARY

	1	2	3	4	F
Broncos	3	7	0	0	10
STEELERS	6	13	0	14	33

TEAM	Q	PLAY	DRIVE	SCORE
DEN	1	Turner 37 FG	5-6, 3:41	0-3
PIT	1	Harris 1 run (kick failed)	8-66, 3:14	6-3
PIT	2	Harris 18 run (Gerela kick)	4-43, 2:05	13-3
PIT	2	Gerela 24 FG	8-38, 2:20	16-3
DEN	2	Preston 3 run (Turner kick)	4-49, 1:00	16-10
PIT	2	Gerela 27 FG	7-45, 1:42	19-10
PIT	4	Stallworth 48 pass from Bradshaw (Gerela kick)	4-71, 2:14	26-10
PIT	4	Swann 38 pass from Bradshaw (Gerela kick)	2-29, 0:39	33-10



Houston 5
Pittsburgh 34



1978 AFC CHAMPIONSHIP (JAN. 7, 1979)

PITTSBURGH — The Steelers won their third AFC Championship in five years with an awesome offensive and defensive display, defeating the Houston Oilers, 34-5.

The game was played in a cold, steady rain which contributed to an NFL postseason record of 12 fumbles.

The Steelers built a 14-3 lead on touchdown runs by Franco Harris (seven yards) and Rocky Bleier (17 yards). They broke the game open with a 17-point burst in the last 52 seconds of the first half by capitalizing on three Houston fumbles. Both touchdowns in this span came on Terry Bradshaw passes to John Stallworth and Lynn Swann.

The Steelers quarterback was spectacular in completing 11-of-19 attempts for 200 yards while Dan Pastorini, his counterpart, was harassed by the Pittsburgh defense and the weather. He was intercepted five times and sacked on four occasions, and the tremendous Steelers pass rush forced him to throw most of the time under severe pressure.

Rookie Earl Campbell, the NFL's leading rusher, was limited to 26 yards on 15 carries in the first half and finished the game with just 62 yards on 22 attempts.

The Steelers' dominance was best exhibited by the first half yardage totals of 287 to 54. All-Pro linebacker Jack Ham was a standout with an interception, two fumble recoveries and a sack. The Steelers enjoyed great field position most of the game that was aided by 90 yards in interception returns and 91 yards on Theo Bell's six punt returns.

GAME SUMMARY

	1	2	3	4	F
Oilers	0	3	2	0	5
STEELERS	14	17	3	0	34

TEAM	Q	PLAY	DRIVE	SCORE
PIT	1	Harris 7 run (Gerela kick)	5-57, 1:14	7-0
PIT	1	Bleier 17 run (Gerela kick)	2-17, 0:38	14-0
HOU	2	Fritsch 19 FG	5-16, 1:18	14-3
PIT	2	Swann 29 pass from Bradshaw (Gerela kick)	4-69, 0:25	21-3
PIT	2	Stallworth 17 pass from Bradshaw (Gerela kick)	2-17, 0:13	28-3
PIT	2	Gerela 37 FG	3-5, 0:14	31-3
PIT	3	Gerela 22 FG	6-9, 2:32	34-3
HOU	3	Washington tackled Bleier for safety	—	34-5

INDIVIDUAL STATS

	DEN	
RUSH	Keyworth 6-12; Lytle 5-6; Canada 1-3; Perrin 6-6; Preston 4-14, 1 TD; Weese 4-43; Armstrong 1-3.	
	PIT: Harris 24-105, 2 TD; Bleier 8-26; Bradshaw 2-4; Thornton 2-4; Moser 2-6; Smith 1-4; Deloplane 1-4.	
	PASS	Morton 5-3-0, 34; Weese 16-8-0, 118; Dilts 1-1-0, 16.
		PIT: Bradshaw 29-16-1, 272, 2 TD.
REC	Moses 2-33; Dolbin 4-77; Lytle 1(-) 1; Perrin 2-16; Odoms 1-24; Preston 2-19.	
	PIT: Stallworth 10-156, 1 TD; Grossman 4-64; Swann 2-52, 1 TD.	

TEAM STATS

	Broncos	Steelers
First Downs	15 (5-8-2)	24 (9-11-4)
Third Downs	3-14 (21%)	6-14 (43%)
Total Net Yards	218	425
Plays-Avg.	55-3.9	69-6.1
Rushing Yards	87	153
Att.-Avg.	27-3.2	40-3.8
Passing Yards	131	272
Att.-Comp.-Int.	22-12-0	29-16-1
Punts-Avg.	6-34	2-36
Fumbles-Lost	2-2	4-1
Penalties-Yds.	8-104	11-88

INDIVIDUAL STATS

RUSH	HOU: Campbell 22-62; Woods 1-9; Coleman 1(-)-5; Wilson 2-6.	
	PIT: Harris 20-51, 1 TD; Bleier 10-45, 1 TD; Bradshaw 7-29; Thornton 3-22; Moser 3-7; Kruzcek 1(-)3.	
	PASS	HOU: Pastorini 26- 12-5, 96.
		PIT: Bradshaw 19-11-2, 200, 2 TD; Kruzcek 0-0-0, 0.
REC	HOU: Caster 5-44; Wilson 5-33; Coleman 1-15; Campbell 1-4.	
	PIT: Swann 4-98, 1 TD; Grossman 2-43; Bleier 4-42; Stallworth 1-17, 1 TD.	

TEAM STATS

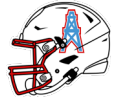
	Oilers	Steelers
First Downs	10 (5-3-2)	21 (8-11-2)
Third Downs	1-11 (9%)	1-9 (11%)
Total Net Yards	142	379
Plays-Avg.	56-3.0	66-5.7
Rushing Yards	72	179
Att.-Avg.	26-2.8	47-3.8
Passing Yards	70	200
Att.-Comp.-Int.	26-12-5	19-11-2
Punts-Avg.	6-39.5	1-53
Fumbles-Lost	6-4	6-3
Penalties-Yds.	5-48	4-32



Miami 14
Pittsburgh 34



Houston 13
Pittsburgh 27



1979 AFC DIVISIONAL PLAYOFF (DEC. 30, 1979)

PITTSBURGH — The Steelers were flawless in the first quarter, controlling the football for more than 13 minutes and scoring touchdowns the first three times they had the ball en route to a 34-14 victory. Miami was able to run just seven plays for a net of two yards.

Pittsburgh converted four of four third-down plays in the opening period and was successful on 11-of-14 the entire game. In directing the three early drives, Terry Bradshaw completed 7-of-9 passes.

With a big cushion, the defense never gave Miami a chance, stopping the Dolphins without a score twice in the second quarter when they had first downs inside the Pittsburgh 10-yard line. Dennis Winston's interception ended one drive and a great goal-line stand the other.

At halftime the Steelers held a 229-35 edge in yardage and a 15-4 margin in first downs. For the game, the Dolphins, a ball-control team, rushed for 25 yards on 22 carries with 21 of those yards coming in the final quarter.

It was the fourth straight postseason game in which the Steelers had scored over 30 points. Bradshaw set a personal postseason record with 21 completions, and Franco Harris was the leading rusher for the 12th time in 15 postseason games increasing his all-time lead total to 1,357 yards and scored his 15th touchdown, another postseason record. The victory was the Steelers' 15th straight at home and sixth postseason win in a row at Three Rivers Stadium.

GAME SUMMARY

	1	2	3	4	F
Dolphins	0	0	7	7	14
STEELERS	20	0	7	7	34

TEAM	Q	PLAY	DRIVE	SCORE
PIT	1	Thornton 1 run (Bahr kick)	13-62, 6:53	7-0
PIT	1	Stallworth 17 pass from Bradshaw (kick blocked)	9-62, 1:55	13-0
PIT	1	Swann 20 pass from Bradshaw (Bahr kick)	6-56, 2:28	20-0
MIA	3	Harris 7 pass from Griese (Von Schamann kick)	2-11, 0:49	20-7
PIT	3	Bleier 1 run (Bahr kick)	12-69, 3:53	27-7
PIT	4	Harris 5 run (Bahr kick)	9-43, 5:08	34-7
MIA	4	Csonka 1 run (Von Schamann kick)	13-76, 5:48	34-14

INDIVIDUAL STATS

RUSH	MIA: Csonka 10-20, 1 TD; Williams 8-1; Davis 2-12; Griese 1-1; Roberts 1(-)-9).
	PIT: Harris 21-83, 1 TD; Thornton 12-52, 1 TD; Bleier 4-13, 1 TD; Hawthorne 2-15; Anderson 1(-)-4).
	MIA: Griese 26-14-1, 118, 1 TD; Strock 14-8-1, 125.
PASS	PIT: Bradshaw 31-21-0, 230, 2 TD.
REC	MIA: Williams 6-26; Moore 5-93; Harris 3-61, 1 TD; Nathan 3-27; Davis 2-24; Hardy 2-12.
	PIT: Stallworth 6-86, 1 TD; Smith 4-41; Harris 5-32; Swann 3-37, 1 TD; Thornton 3-34.

TEAM STATS

	Dolphins	Steelers
First Downs	16 (12-11-3)	27 (14-12-1)
Third Downs	7-19 (36%)	11-14 (78%)
Total Net Yards	249	379
Plays-Avg.	65-3.8	72-5.3
Rushing Yards	25	159
Att.-Avg.	65-3.8	72-5.3
Passing Yards	224	220
Att.-Comp.-Int.	40-22-2	31-21-0
Punts-Avg.	4-36.3	2-29.5
Fumbles-Lost	0-0	3-3
Penalties-Yds.	4-35	8-41

1979 AFC CHAMPIONSHIP (JAN. 6, 1980)

PITTSBURGH — The Steelers won their fourth AFC Championship in six years in a hard-fought, physical game over the Houston Oilers that was much closer than the 27-13 final score indicates, typifying the rivalry that exists between the AFC Central rivals.

Even though the statistics favored the Steelers, their last touchdown came in the final minute and the final score was their largest margin of the game.

Terry Bradshaw continued his spectacular postseason play, converting 13-of-19 third-down opportunities, and the defense did not allow a touchdown, holding the Oilers to just 24 yards rushing and Earl Campbell to 15 yards on 17 attempts.

Houston jumped in front when Vernon Perry stopped a promising drive with an interception which he returned 75 yards for a score. The teams traded field goals on back-to-back possessions.

Bradshaw guided his team to touchdowns on their next two chances which gave the Steelers a lead they never surrendered although it was seriously threatened late in the third quarter when the officials ruled Mike Renfro did not have possession on what appeared to be a tying touchdown pass. The Oilers settled for a field goal which the Steelers soon matched.

A fumble led to Pittsburgh's last score.

Bradshaw's two touchdown passes gave him a postseason career total of 26, an NFL record, increasing his yardage record to 3,199. Franco Harris was the leading rusher for the 13th time in 16 postseason games and increased his rushing yardage to 1,442, another NFL mark. The win was the Steelers 16th straight at home and seventh playoff win in a row at Three Rivers Stadium.

GAME SUMMARY

	1	2	3	4	F
Oilers	7	3	0	3	13
STEELERS	3	14	0	10	27

TEAM	Q	PLAY	DRIVE	SCORE
HOU	1	Perry 75 interception return (Fritsch kick)	—	0-7
PIT	1	Bahr 21 FG	7-36, 3:06	3-7
HOU	2	Fritsch 27 FG	8-72, 4:33	3-10
PIT	2	Cunningham 16 pass from Bradshaw (Bahr kick)	10-67, 4:31	10-10
PIT	2	Stallworth 20 pass from Bradshaw (Bahr kick)	6-49, 3:22	17-10
HOU	4	Fritsch 23 FG	12-81, 6:42	17-13
PIT	4	Bahr 39 FG	11-55, 4:55	20-13
PIT	4	Bleier 4 run (Bahr kick)	9-45, 4:52	27-13

INDIVIDUAL STATS

RUSH	HOU: Campbell 17-15; Wilson 4-9; Caster 1-0.
	PIT: Harris 21-85; Bleier 13-52, 1 TD; Bradshaw 1-25; Thornton 1(-)-1).
PASS	HOU: Pastorini 28-19-1, 203, 1 TD; Nielsen 1-1-0, 9.
	PIT: Bradshaw 30-18-1, 219, 2 TD.
REC	HOU: Wilson 7-60; Carpenter 5-23; Renfro 3-52; Coleman 2-46; Merkens 1-12; Campbell 1-11; Barber 1-8.
	PIT: Harris 6-50, Swann 4-64; Stallworth 3-52, 1 TD; Bleier 3-39; Cunningham 2-14, 1 TD.

TEAM STATS

	Oilers	Steelers
First Downs	11 (2-7-2)	22 (9-13-0)
Third Downs	3-11 (27%)	13-19 (68%)
Total Net Yards	227	358
Plays-Avg.	52-4.4	69-5.2
Rushing Yards	24	161
Att.-Avg.	22-1.1	36-4.5
Passing Yards	203	197
Att.-Comp.-Int.	29-20-1	30-18-1
Punts-Avg.	4-30	3-51
Fumbles-Lost	4-2	1-1
Penalties-Yds.	2-10	5-34



San Diego 31
Pittsburgh 28



1982 AFC WILD CARD (JAN. 9, 1983)

PITTSBURGH — The Steelers ended their 50th season with one of their most bitter losses ever, a 31-28 defeat to the San Diego Chargers.

Dan Fouts threw two short touchdown passes to Kellen Winslow in the final nine minutes after the Steelers had taken an 11-point lead early in the fourth quarter.

Terry Bradshaw played one of the greatest games of his career, completing 25 of his first 28 passes, including 15 in a row, but threw two interceptions, which knocked the Steelers out of the playoffs.

The initial interception came on a first down play from the San Diego 29-yard line on the first play after the two-minute warning in the second quarter with the Steelers leading, 14-10. Bruce Laird returned the interception 35 yards and the Chargers drove 64 yards to take their first lead, 17-14.

The last and most costly interception came with 11 minutes to play and the Steelers holding a 28-17 margin. This one was returned by Jeff Allen to the Pittsburgh 29-yard line from where the Chargers scored on five plays plus an important holding penalty which nullified a Mel Blount interception.

After two Steelers first downs on the next series, John Goodson's 20-yard punt gave San Diego decent field position and they capitalized on the winning score.

The game started on a bizarre note when rookie Guy Ruff recovered James Brooks' fumble off the opening kickoff in the end zone to set an NFL record for the quickest score at the start of the game.

GAME SUMMARY

	1	2	3	4	F
Chargers	3	14	0	14	31
STEELERS	14	0	7	7	28

TEAM	Q	PLAY	DRIVE	SCORE
PIT	1	Ruff recovered Brooks fumble in end zone (Anderson kick)—	7-0	7-0
SD	1	Benirschke 25 FG	11-91, 4:21	7-3
PIT	1	Bradshaw 1 run (Anderson kick)	9-71, 5:06	14-3
SD	2	Brooks 18 run (Benirschke kick)	11-80, 4:53	14-10
SD	2	Sievers 10 pass from Fouts (Benirschke kick)	7-64, 1:18	14-17
PIT	3	Cunningham 2 pass from Bradshaw (Anderson kick)8-74, 4:40	21-17	21-17
PIT	4	Stallworth 9 pass from Bradshaw (Anderson kick)10-86, 6:37	28-17	28-17
SD	4	Winslow 8 pass from Fouts (Benirschke kick)	5-29, 2:19	28-24
SD	4	Winslow 2 pass from Fouts (Benirschke kick)	8-64, 2:59	28-31

INDIVIDUAL STATS

RUSH	SD: Muncie 25-126; Brooks 3-20, 1 TD; Cappelletti 1-0.
	PIT: Harris 10-35; Pollard 9-47; Hawthorne 2-3; Bradshaw 2-12, 1 TD.
PASS	SD: Fouts 42-27-0, 333, 3 TD.
	PIT: Bradshaw 39-28-2, 325, 2 TD.
REC	SD: Chandler 9-124; Winslow 7-102, 2 TD; Joiner 5-68; Sievers 2-17, 1 TD; Muncie 1-12; Fitzkee 1-8; Brooks 1-4; Cappelletti 1(-2).
	PIT: Harris 11-71; Stallworth 8-116, 1 TD; Cunningham 5-55, 1 TD; Pollard 2-29; Smith 1-40; Swann 1-14.

TEAM STATS

	Chargers	Steelers
First Downs	29 (6-19-4)	26 (6-19-1)
Third Downs	9-14 (64%)	6-12 (50%)
Total Net Yards	479	422
Plays-Avg.	71-6.7	62-6.8
Rushing Yards	146	97
Att.-Avg.	29-5.0	23-4.2
Passing Yards	333	325
Att.-Comp.-Int.	42-21-0	39-28-2
Punts-Avg.	1-48	2-32.5
Fumbles-Lost	3-2	1-0
Penalties-Yds.	6-51	6-54



Pittsburgh 10
Los Angeles 38



1983 AFC DIVISIONAL PLAYOFF (JAN. 1, 1984)

LOS ANGELES — For the second straight year, the Steelers were eliminated in the first round of the playoffs, losing 38-10, to the Los Angeles Raiders. The defeat was their fifth in the last six games and their sixth straight to the Raiders.

After taking the lead on an impressive 78-yard drive, which produced three first downs, the Pittsburgh offense struggled for the balance of the game.

On their first scoring series, the Steelers elected to kick a field goal rather than try for a touchdown inches from the Raider goal line. The march was highlighted by a spectacular 44-yard reception by Wayne Capers. The Raiders took the lead the next time the Steelers had the ball when Lester Hayes stepped in front of a Cliff Stoudt to Calvin Sweeney sideline pass. Los Angeles scored on its next possession and added a field goal with six seconds remaining in the first half.

The Raiders scored the first three times they had the ball in the second half with drives of 72, 58, and 65 yards, while the Steelers settled for a 58-yard scoring pass from Stoudt to John Stallworth.

It was a record-tying 10th touchdown reception for Stallworth and the eighth straight play game in which he had scored to extend his own NFL mark.

The attendance of 90,334 was the largest postseason crowd in NFL history other than a Super Bowl and the second largest to ever see the Steelers play.

GAME SUMMARY

	1	2	3	4	F
STEELERS	3	0	1	0	10
Raiders	7	10	21	0	38

TEAM	Q	PLAY	DRIVE	SCORE
PIT	1	Anderson 17 FG	8-78, 3:29	3-0
LA	1	Hayes 18 interception return (Bahr kick)	—	3-7
LA	2	Allen 4 run (Bahr kick)	9-80, 4:23	3-14
LA	2	Bahr 45 FG	7-43, 0:57	3-17
LA	3	King 9 run (Bahr kick)	9-72, 4:55	3-24
LA	3	Allen 49 run (Bahr kick)	2-58, 0:48	3-31
PIT	3	Stallworth 58 pass from Stoudt (Anderson kick)	4-75, 1:19	10-31
LA	3	Hawkins 2 run (Bahr kick)	10-65, 4:41	10-38

INDIVIDUAL STATS

RUSH	PIT: Stoudt 9-50; Pollard 9-37; Abercrombie 6-36; F. Harris 6-33; Odom 1-4; T. Harris 1-2.
	LAR: Allen 13-121, 2 TD; Hawkins 10-25, 1 TD; King 6-20, 1 TD; Plunkett 2-23; Guy 1-2; Wilson 1(-3).
	PIT: Stoudt 20-10-1, 187, 1 TD; Malone 7-3-0, 22.
PASS	LAR: Plunkett 34-21-0, 232.
	PIT: F. Harris 4-31; Capers 2-54; Cunningham 2-32; Sweeney 2-24; Stallworth 1-58, 1 TD; Odom 1-6; Abercrombie 1-4.
REC	LAR: Christensen 7-88; Branch 6-76; Allen 5-38; Barnwell 3-30.

TEAM STATS

	Steelers	Raiders
First Downs	17 (9-8-0)	24 (13-9-2)
Third Downs	4-14 (29%)	5-13 (38%)
Total Net Yards	331	413
Plays-Avg.	64-5.2	68-6.1
Rushing Yards	162	188
Att.-Avg.	32-5.1	33-5.7
Passing Yards	169	225
Att.-Comp.-Int.	27-13-1	34-21-0
Punts-Avg.	8-40.9	6-41.3
Fumbles-Lost	2-1	2-0
Penalties-Yds.	4-30	2-15



**Pittsburgh 24
Denver 17**



1984 AFC DIVISIONAL PLAYOFF (DEC. 30, 1984)

DENVER — The Steelers overcame a near-disastrous start, a blocked punt and three missed field goals to earn their first postseason win since Super Bowl XIV, a 24-17 victory over Denver.

Eric Williams' interception and 28-yard return to the two-yard line with three and a half minutes to go set up the winning touchdown, scored on a gutty two-yard plunge by Frank Pollard. Twice the Steelers came back from seven point deficits and their three scoring drives prior to the final TD averaged almost 70 yards while the Broncos, meanwhile, never traveled more than 46 yards for their 17 points.

The game opened with Mark Malone losing two fumbles in Pittsburgh's first two possessions. However, Malone rebounded from his early miscues to complete six-of-eight passes on the Steelers' two scoring drives that gave them a halftime lead, 10-7.

A blocked punt on Pittsburgh's first second half possession gave Denver the ball on the four-yard line but for the second time inside their own 10, the Steeler defense stiffened and the Broncos had to settle for a field goal. The next time the Broncos had the ball they broke the 10-10 tie with their most impressive offensive series of the game with the touchdown coming on a John Elway bullet to Steve Watson, the Denver offensive hero with 11 receptions. After a 10-yard touchdown reception by Louis Lipps on which he broke several tackles, the Broncos managed only two first downs the rest of the game.

Two plays after a Gary Anderson missed field goal attempt, Williams turned the game around again with his big interception. Pollard with 99 yards and Abercrombie with 75 had postseason career highs rushing while Gary Dunn had his first career interception in the second quarter to end a Denver threat on the four-yard line.



**Pittsburgh 28
Miami 45**



1984 AFC CHAMPIONSHIP (JAN. 6, 1985)

MIAMI — Dan Marino set AFC Championship game records with 421 yards passing and four touchdowns to lead the Dolphins to a 45-28 victory over Pittsburgh.

Eleven of Marino's 21 completions were for 20 yards or more and three were at least 40 yards, as the Steelers secondary could not contain the ultra-quick Dolphin receivers and three of their touchdown drives took less than two minutes to complete.

The Steelers controlled the ball on the ground most of the first half but after they had taken a 14-10 lead on John Stallworth's NFL record 11th touchdown reception in postseason, the Dolphins scored two touchdowns in the last 2:52 of the half and added another one on their first possession of the second half.

Following the scoring barrage, the Steelers were forced to open up their offense and stray away from their ball-control game which was very effective in the first 30 minutes and had accounted for 123 yards rushing and a four-minute edge in possession time. If there was a turning point, it came with a minute and a half left in the first half and Miami holding a 17-14 lead when Mark Malone suffered his third interception which the Dolphins quickly converted into a touchdown and a 10-point margin.

From the end of the first half to their first series of the fourth quarter, the Dolphins scored on five straight possessions. The 1,024 total yards by both teams was an AFC title game record as was the 50 first downs. Stallworth added to his touchdown reception mark with a tumbling third-quarter touchdown reception that brought the Steelers to within 10 points. Marino answered with 80 and 66-yard drives to put the game out of reach. Malone had career-highs with 20 completions and 312 yards passing.

GAME SUMMARY

GAME SUMMARY

	1	2	3	4	F
STEELERS	0	10	7	7	24
Broncos	7	0	10	0	17

	1	2	3	4	F
STEELERS	7	7	7	7	28
Dolphins	7	17	14	7	45

TEAM	Q	PLAY	DRIVE	SCORE
DEN	1	Wright 9 pass from Elway (Karlis kick)	5-22, 8:30	0-7
PIT	2	Anderson 28 FG	12-62, 0:04	3-7
PIT	2	Pollard 1 run (Anderson kick)	8-78, 13:46	10-7
DEN	3	Karlis 21 FG	4-0, 2:50	10-10
DEN	3	Watson 20 pass from Elway (Karlis kick)	6-46, 7:45	10-17
PIT	3	Lipps 10 pass from Malone (Anderson kick)	7-66, 11:41	17-17
PIT	4	Pollard 2 run (Anderson kick)	3-2, 13:01	17-24

TEAM	Q	PLAY	DRIVE	SCORE
MIA	1	Clayton 40 pass from Marino (von Schamann kick)	4-67, 7:15	0-7
PIT	1	Erenberg 7 run (Anderson kick)	7-66, 11:30	7-7
MIA	2	von Schamann 26 FG	8-55, 5:56	7-10
PIT	2	Stallworth 65 pass from Malone (Anderson kick)	3-71, 12:08	14-10
MIA	2	Duper 41 pass from Marino (von Schamann kick)	5-77, 13:30	14-17
MIA	2	Nathan 2 run (von Schamann kick)	5-35, 14:24	14-24
MIA	3	Duper 36 pass from Marino (von Schamann kick)	4-78, 1:48	14-31
PIT	3	Stallworth 19 pass from Malone (Anderson kick)	9-72, 7:05	21-31
MIA	3	Bennett 1 run (von Schamann kick)	10-80, 13:20	21-38
MIA	4	Moore 6 pass from Marino (von Schamann kick)	9-66, 3:55	21-45
PIT	4	Capers 29 pass from Malone (Anderson kick)	5-84, 14:35	28-45

INDIVIDUAL STATS	
RUSH	PIT: Pollard 16-99, 2 TD; Abercrombie 17-75; Veals 1-1; Lipps 1-0; Malone 5-(-6).
	DEN: Winder 15-37; Elway 4-16; Willhite 1-1; Parros 1-0; Watson 1-(-3).
	PIT: Malone 28-17-0, 224 1 TD.
PASS	DEN: Elway 37-19-2, 184 2 TD; Willhite 1-1-0, 52.
	PIT: Lipps 5-86, 1 TD; Pollard 4-48; Stallworth 3-38; Abercrombie 3-18; Cunningham 1-19; Thompson 1-15.
REC	DEN: Watson 11-177, 1 TD; Winder 4-22; Wright 2-16, 1 TD; Willhite 2-12; Alexander 1-9.

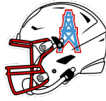
TEAM STATS		
	Dolphins	Steelers
First Downs	15 (4-11-0)	25 (12-13-0)
Third Downs	4-13 (31%)	5-13 (39%)
Total Net Yards	250	381
Plays-Avg.	64-3.9	70-5.4
Rushing Yards	51	169
Att.-Avg.	22-2.3	40-4.2
Passing Yards	199	212
Att.-Comp.-Int.	38-20-2	28-17-0
Punts-Avg.	4-42.3	3-28.3
Fumbles-Lost	2-0	3-2
Penalties-Yds.	1-5	4-30

INDIVIDUAL STATS	
RUSH	PIT: Abercrombie 15-68; Pollard 11-48; Erenberg 6-27, 1 TD.
	MIA: Nathan 19-64, 1 TD; Bennett 8-33, 1 TD; Johnson 10-39; Strock 1-(-2).
	PIT: Malone 36-20-3, 312, 3 TD.
PASS	MIA: Marino 32-21-1, 421, 4 TDs; Nathan 1-1-0, 9.
	PIT: Stallworth 4-111, 2 TD; Erenberg 5-59; Lipps 3-45; Sweeney 3-42; Pollard 3-13; Capers 1-29; Abercrombie 1-13.
REC	MIA: Nathan 8-114; Duper 5-148, 2 TD; Clayton 4-95 1 TD; Moore 2-34, 1 TD; Hardy 2-16; Rose 1-28.

TEAM STATS		
	Dolphins	Steelers
First Downs	28 (10-18-0)	22 (8-14-0)
Third Downs	4-11 (36%)	6-11 (54%)
Total Net Yards	569	455
Plays-Avg.	71-8.0	68-6.7
Rushing Yards	134	143
Att.-Avg.	38-3.5	32-4.5
Passing Yards	435	312
Att.-Comp.-Int.	33-22-1	36-20-3
Punts-Avg.	2-42.5	3-43.7
Fumbles-Lost	1-1	2-1
Penalties-Yds.	3-25	3-30



**Pittsburgh 26
Houston 23 (ot)**



1989 AFC WILD CARD (DEC. 31, 1989)

HOUSTON — Houston attempted and missed a 55-yard field goal on their first possession and had a punt blocked by linebacker Jerry Olsavsky on their second to set up running back Tim Worley's nine-yard touchdown run which came on a fourth-and-one situation to set the tone for a 26-23 overtime win.

Both teams then added three field goals each before the Oilers staged a fourth-quarter comeback.

Quarterback Warren Moon hit wide receiver Ernest Givins with touchdown passes of 19 and nine yards to put Houston ahead 23-16 with 6:02 left in the game. The Steelers then marched 82 yards on 11 plays, including a 22-yard reverse by wide receiver Dwight Stone, to tie the score at 23-23 with 46 seconds remaining.

In overtime, Pittsburgh got the ball first but was forced to punt after three plays, giving Houston possession at their own 45-yard line. On the Oilers' first play, running back Lorenzo White ran left and fumbled when hit by cornerback Rod Woodson, who recovered the ball at the Houston 46. Five plays later, Gary Anderson booted a 50-yard field goal to end the game at 3:26 of overtime.

Anderson's field goal broke two Steelers postseason records, for most in a game (four) and longest. Running back Merrill Hoge became the second Steelers running back to rush for 100 yards in a postseason game, while the Oilers' Givins finished with 11 receptions for 136 yards and two touchdowns.



**Pittsburgh 23
Denver 24**



1989 DIVISIONAL PLAYOFF (JAN. 7, 1990)

DENVER — The Steelers dominated Denver throughout the game before falling behind by one point with 2:27 remaining, and suffered a 24-23 loss. A fumbled snap from shotgun formation on third down led to the defeat and eliminated them from advancing to the AFC Championship game.

The Steelers produced a season-high 404 offensive yards including 180 total yards by running back Merrill Hoge, but Denver marched 71 yards in nine plays on a fourth-quarter drive for the winning touchdown.

The Steelers had a lead throughout the game, opening with the first of Gary Anderson's three field goals. In the second quarter, Hoge swept left end untouched for a seven-yard touchdown run that extended the Steelers' lead to 10-0 and capped a 93-yard drive that began with a 45-yard run by Hoge.

The Broncos responded with a 12-play, 75-yard drive with running back Melvin Bratton scoring the first of his two one-yard touchdowns runs.

Wide receiver Louis Lipps gave Pittsburgh a 10-point lead again with a nine-yard touchdown catch from Bubby Brister, but the Broncos tied the score at 17-17 on wide receiver Vance Johnson's 37-yard reception. Anderson's 35- and 32-yard field goals extended the Steelers' lead to six before Bratton's touchdown and the PAT put Denver ahead, 24-23.

Hoge became the first Steelers player to have consecutive 100-yard rushing games in postseason as he ran 10 times for 100 yards in the first half. Anderson set a team record with his seventh consecutive field goal in postseason, while Brister's 65.5 percent completion rate (19 of 29) was the fourth highest in team history for a game.

GAME SUMMARY

	1	2	3	4	OT	F
STEELERS	7	3	3	10	3	26
Oilers	0	6	3	14	0	23

TEAM	Q	PLAY	DRIVE	SCORE
PIT	1	Worley 9 run (Anderson kick)	5-32, 12:07	7-0
HOU	2	Zendejas 26 FG	18-87, 5:53	7-3
HOU	2	Zendejas 35 FG	5-24, 8:50	7-6
PIT	2	Anderson 25 FG	8-78, 13:03	10-6
HOU	3	Zendejas 26 FG	4-6, 3:30	10-9
PIT	3	Anderson 30 FG	7-30, 11:55	13-9
PIT	4	Anderson 48 FG	9-33, 0:30	16-9
HOU	4	Givins 18 pass from Moon (Zendejas kick)	10-80, 5:46	16-16
HOU	4	Givins 9 pass from Moon (Zendejas kick)	5-38, 8:58	16-23
PIT	4	Hoge 1 run (Anderson kick)	11-82, 14:14	23-23
PIT	5	Anderson 50 FG	5-14, 3:26	26-23

GAME SUMMARY

	1	2	3	4	F
STEELERS	3	14	3	3	23
Broncos	0	10	7	7	24

TEAM	Q	PLAY	DRIVE	SCORE
PIT	1	Anderson 32 FG	13-65	3-0
PIT	2	Hoge 7 run (Anderson kick)	5-93	10-0
DEN	2	Bratton 1 run (Treadwell kick)	12-75	10-7
PIT	2	Lipps 9 pass from Brister (Anderson kick)	12-77	17-7
DEN	2	Treadwell 43 FG	3-41	17-10
DEN	3	Johnson 37 pass from Elway (Treadwell kick)	1-37	17-17
PIT	3	Anderson 35 FG	10-62	20-17
PIT	4	Anderson 32 FG	10-34	23-17
DEN	4	Bratton 1 run (Treadwell kick)	9-71	23-24

INDIVIDUAL STATS

RUSH	PIT: Hoge 17-100, 1 TD; Worley 11-54, 1 TD; Stone 1-22; Brister 1-1.
	HOU: Pinkett 8-26; White 7-13; Rozier 5-12; Moon 3-12; Highsmith 2-2.
	PIT: Brister 33-15-0 127.
PASS	HOU: Moon 48-29-0 315, 2 TD.
	PIT: Worley 4-23; Mularkey 3-40; Hoge 3-26; Lipps 3-24; Hill 1-7; Stock 1-7.
REC	HOU: Givins 11-136 2 TD; Hill 6-98; Pinkett 3-24; Highsmith 3-21; Jeffries 3-16; Duncan 2-15; Rozier 1-5.

TEAM STATS

	Steelers	Oilers
First Downs	17 (8-9-0)	22 (2-18-2)
Third Downs	3-14 (21%)	8-18 (44%)
Total Net Yards	289	380
Plays-Avg.	64-4.5	73-5.2
Rushing Yards	177	65
Att.-Avg.	30-5.9	25-2.6
Passing Yards	112	315
Att.-Comp.-Int.	33-15-0	48-29-0
Punts-Avg.	6-25.3	4-33.0
Fumbles-Lost	1-1	3-2
Penalties-Yds.	5-40	8-45

INDIVIDUAL STATS

RUSH	PIT: Hoge 16-120, 1 TD; Worley 13-50; Brister 2-4; Lipps 1-1.
	HOU: Humphrey 18-85; Elway 7-44; Sewell 1-6; Bratton 4-3, 2 TD; Winder 1-0.
	PIT: Brister 29-19-0 229, 1 TD.
PASS	HOU: Elway 20-12-1 239, 1 TD.
	PIT: Hoge 8-60; Lipps 3-29, 1 TD; Stone 3-18, Mularkey 2-36; Worley 1-33; Stock 1-30; Thompson 1-23.
REC	HOU: Jackson 5-111; Johnson 3-85, 1 TD; Young 2-22; Nattiel 1-15; Humphrey 1-6.

TEAM STATS

	Steelers	Broncos
First Downs	19 (7-12-0)	19 (8-9-2)
Third Downs	9-15 (60%)	6-10 (60%)
Total Net Yards	404	364
Plays-Avg.	61-6.6	52-7.0
Rushing Yards	175	138
Att.-Avg.	32-5.5	31-4.5
Passing Yards	229	226
Att.-Comp.-Int.	29-19-0	20-12-1
Punts-Avg.	2-43.0	4-37.5
Fumbles-Lost	2-2	1-0
Penalties-Yds.	8-50	2-19



**Buffalo 24
Pittsburgh 3**



1992 AFC DIVISIONAL PLAYOFF (JAN. 9, 1993)

PITTSBURGH — Ten years to the day since their last home playoff game, the Steelers fell victim to turnovers and a tough Buffalo defense in front of a then-Three Rivers Stadium-record crowd of 60,407, for a 24-3 loss.

Gary Anderson's 38-yard field goal on their first drive was the extent of Pittsburgh's scoring as Neil O'Donnell threw two interceptions, fumbled once and was sacked seven times in his first action since December 6.

The Bills' first touchdown came on a one-yard pass from Frank Reich to offensive lineman Mitch Ferrotte while the Steelers lost two interceptions and a fumble in the first half to fall behind 7-3. Buffalo scored on their first three possessions of the second half while the Steelers punted twice, failed to convert a fourth-down attempt and gave the ball up on downs following an aborted field goal try on their four second-half drives.

A turning point in the game came in the middle of the third quarter when left cornerback Richard Shelton stepped in front of Don Beebe but was unable to make the interception with an open field in front of him. James Lofton caught a 17-yard scoring pass on the next play to give the Bills a 14-3 lead.

The Steelers got inside the Buffalo 20 only twice and got a field goal, but Buffalo capitalized with three touchdowns on three trips inside the Pittsburgh 20.

Thurman Thomas was held to 54 yards rushing although Kenneth Davis gained 104 yards on 10 carries. Barry Foster countered with 104 yards on 20 carries in his first postseason game.

GAME SUMMARY

	1	2	3	4	F
Bills	0	7	7	10	24
STEELERS	3	0	0	0	3

TEAM	Q	PLAY	DRIVE	SCORE
PIT	1	Anderson 38 FG	9-33, 4:32	3-0
BUF	2	Ferrotte 1 pass from Reich (Christie kick)	9-59, 4:31	3-7
BUF	3	Lofton 17 pass from Reich (Christie kick)	13-80, 6:44	3-14
BUF	4	Christie 43 FG (Christie kick)	10-44, 5:49	3-17
BUF	4	Gardner 1 run (Christie kick)	8-86, 5:20	3-24

INDIVIDUAL STATS

RUSH	PIT: Foster 20-104; O'Donnell 4-26; Thompson 1-3; Stone 1(-4); Royals 1-0. HOU: Thomas 19-54; Gardner 7-22, 1 TD; Davis 10-104; Reed 1(-8); Reich 2(-3).
	PASS
	PIT: O'Donnell 29-15-2, 163. HOU: Reich 23-16-0, 160, 2 TD.
REC	PIT: Mills 8-93; Davenport 3-54; Stone 1-9; Foster 3-7. HOU: Metzelaars 2-11; Beebe 6-72; Thomas 3-25; Ferrotte 1-1, 1 TD; Lofton 2-29 1 TD; McKeller 2-22.

TEAM STATS

	Bills	Steelers
First Downs	19 (7-11-1)	18 (7-10-1)
Third Downs	8-14 (57%)	6-12 (50%)
Total Net Yards	325	240
Plays-Avg.	63-5.2	63-3.8
Rushing Yards	169	129
Att.-Avg.	39-4.3	27-4.8
Passing Yards	156	111
Att.-Comp.-Int.	23-16-0	29-15-2
Punts-Avg.	4-42.3	3-37.3
Fumbles-Lost	0-0	4-1
Penalties-Yds.	4-33	2-23



**Pittsburgh 24
Kansas City 27 (ot)**



1993 WILD CARD (JAN. 8, 1994)

KANSAS CITY — The Steelers never trailed until Nick Lowery's 32-yard field goal 11:03 into overtime clinched the 27-24 Kansas City win.

Scoring on their first drive, Pittsburgh held a 10-point lead at halftime before the Chiefs came back with 17 second-half points, tying the Steelers at 17-17 in the fourth quarter and at 24-24 with 1:43 left in the game.

The final tying touchdown was set up on a blocked punt by the Chiefs' Keith Cash, which was returned 31 yards by Fred Jones to the Pittsburgh nine-yard line.

From there, on fourth-and-goal, Joe Montana found Tim Barnett in the back of the end zone with his only touchdown pass.

The Steelers were then forced to punt again, and the Chiefs drove to the Pittsburgh 25 with an opportunity to take the lead, but Lowery's 43-yard field goal try was wide right with 12 seconds remaining.

In overtime, both teams punted on their first possession before Kansas City marched 66 yards in 11 plays to the Pittsburgh 14, setting up Lowery's game-winner.

Neil O'Donnell threw three touchdown passes, one each to tight ends Adrian Cooper and Eric Green as well as wide receiver Ernie Mills, while completing 23-of-42 attempts for 286 yards. Despite throwing incomplete on his first seven passes, Montana completed 28 of 42 for 276 yards and was sacked four times, three by Gerald Williams.

GAME SUMMARY

	1	2	3	4	OT	F
STEELERS	7	10	0	7	0	24
Chiefs	7	0	3	14	3	27

TEAM	Q	PLAY	DRIVE	SCORE
PIT	1	Cooper 10 pass from O'Donnell (Anderson kick)	9-66, 5:00	7-0
KC	1	Birden 23 pass from Krieg (Lowry kick)	7-75, 2:21	7-7
PIT	2	Anderson 30 FG	15-63, 7:05	10-7
PIT	2	Mills 26 from O'Donnell (Anderson kick)	6-51, 0:37	17-7
KC	3	Lowery 23 FG	11-49, 5:11	17-10
KC	4	Allen 2 run (Lowery kick)	9-80, 5:18	17-17
PIT	4	Green 22 pass from O'Donnell (Anderson kick)	9-74, 4:47	24-17
KC	4	Barnett 7 pass from Montana (Lowery kick)	4-9, 0:46	24-24
KC	5	Lowery 32 FG	11-66, 5:59	24-27

INDIVIDUAL STATS

RUSH	PIT: Thompson 25-60; Hoge 6-27; Stone 3-11; O'Donnell 1(-1). KC: Allen 21-67 1 TD; Anders 5-27; Montana 4-13; McNair 2-9; Jones 1-9.
	PASS
	PIT: O'Donnell 42-23-0, 286 3 TD. KC: Montana 43-28-0, 276 1 TD; Krieg 1-1-0, 23 1 TD.
REC	PIT: Graham 7-96; Mills 4-60, 1 TD; Hoge 3-43; Stone 3-36; Thompson 3-4; Green 2-37, 1 TD; Cooper 1-10, 1 TD. KC: Cash 7-56; Birden 6-72, 1 TD; Allen 4-29; Anders 3-30; Barnett 3-30, TD; Davis 2-47; Hayes 2-11; Hughes 1-15; McNair 1-9.

TEAM STATS

	Steelers	Chiefs
First Downs	21 (5-15-1)	28 (7-19-2)
Third Downs	9-19 (47%)	4-13 (31%)
Total Net Yards	369	401
Plays-Avg.	80-4.6	81-5.0
Rushing Yards	97	125
Att.-Avg.	35-2.8	33-3.8
Passing Yards	272	276
Att.-Comp.-Int.	42-23-0	44-29-0
Punts-Avg.	7-38.3	6-44.8
Fumbles-Lost	1-0	0-0
Penalties-Yds.	5-40	5-25



Cleveland 9
Pittsburgh 29



1994 AFC DIVISIONAL PLAYOFF (JAN. 7, 1995)

PITTSBURGH — Pittsburgh scored on its first three possessions on drives of 65, 53 and 74 yards en route to a 29-9 victory at Three Rivers Stadium.

The Browns made it 17-3 with a 22-yard Matt Stover field goal. Pittsburgh got one more opportunity when Tim McKyer intercepted Vinny Testaverde on the Cleveland 27 yard-line and returned it to the six, with 46 seconds remaining in the half. Three plays later, Pittsburgh took a 24-3 halftime lead when Neil O'Donnell hit Yancey Thigpen for a nine-yard grab.

The Steelers added a 40-yard Anderson field goal in the third quarter and a safety by Carnell Lake in the fourth quarter.

Cleveland drove into Pittsburgh territory just three times in 12 possessions. The Steelers outgained Cleveland 424 yards to 186, 23 first downs to 10 and had 42:27 to 17:33 advantage in time of possession.

The victory was Pittsburgh's first playoff win in five years.

GAME SUMMARY

	1	2	3	4	F
Browns	0	3	0	6	9
STEELERS	3	21	3	2	29

TEAM	Q	PLAY	DRIVE	SCORE
PIT	1	Anderson 29 FG	13-65, 7:20	3-0
PIT	2	Green 2 pass from O'Donnell (Anderson kick)	8-53, 4:37	10-0
PIT	2	Williams 26 run (Anderson kick)	6-74, 3:10	17-0
CLE	2	Stover 22 FG	6-25, 2:27	17-3
PIT	2	Thigpen 9 pass from O'Donnell (Anderson kick)	3-6, 0:20	24-3
PIT	3	Anderson 40 FG	14-72, 7:52	27-3
CLE	4	McCardell 20 pass from Testaverde (pass failed)	3-73, 0:43	27-9
PIT	4	Testaverde sacked by Lake for a safety	—	29-9

INDIVIDUAL STATS	
RUSH	CLE: Byner 9-43; Hoard 3-8; Metcalf 5-4. PIT: Foster 24-133; Morris 22-60; Williams 2-43, 1 TD; Tomczak 3-2.
PASS	CLE: Testaverde 31-13-2, 144, 1 TD. PIT: O'Donnell 23-16-0, 186, 2 TD.
REC	CLE: Jackson 3-47; McCardell 3-47, 1 TD; Metcalf 2-18; Carrier 2-8; Byner 1-14; Hoard 1-5; Kinchen 1-5. PIT: Mills 5-117; Williams 4-20; Green 3-21, 1 TD; Hastings 2-18; Thigpen 2-10, 1 TD.

TEAM STATS		
	Browns	Steelers
First Downs	10 (3-6-1)	23 (14-9-0)
Third Downs	2-11 (18%)	8-15 (53%)
Fourth Downs	1-2 (50%)	0-0 (0%)
Total Net Yards	186	424
Plays-Avg.	50-3.7	75-5.7
Rushing Yards	55	238
Att.-Avg.	17-3.2	51-4.7
Passing Yards	131	186
Sacked by Opp.	2-13	0-0
Att.-Comp.-Int.	31-13-2	23-16-0
Punts-Avg.	5-38	5-38.2
Penalties	2-17	4-50
Fumbles-Lost	0-0	2-1
Time of Poss.	17:33	42:27



San Diego 17
Pittsburgh 13



1994 AFC CHAMPIONSHIP (JAN. 15, 1995)

PITTSBURGH — The Chargers used a goal-line stand in the final two minutes to deal Pittsburgh a heart-breaking 17-13 loss before a record crowd of 61,545 at Three Rivers Stadium.

Pittsburgh opened the game with a 13-play, 67-yard drive to take a 7-0 lead. Twice the Steelers advanced inside San Diego's 20-yard line but only came away with two Gary Anderson field goals.

Pittsburgh led 13-3 until midway through the third quarter when Chargers' quarterback Stan Humphries connected with Alfred Pupu for a 43-yard score.

The Steelers, who nearly doubled San Diego's offensive output in all categories, didn't fall behind until there were less than six minutes remaining in the game. A San Diego false start penalty on Harry Swayne nullified a third-down defensive stand to give the Chargers one more chance. On third-down and in need of 14 yards, Humphries hit Tony Martin with a 43-yard score with Tim McKyer in coverage to give the Chargers a 17-13 lead.

The Steelers began their final drive at their 17 yard-line to the Chargers' three. On fourth down and three yards, San Diego linebacker Dennis Gibson batted down the scoring strike intended for Barry Foster. San Diego controlled the clock for the game's final minute.

GAME SUMMARY

	1	2	3	4	F
Chargers	0	3	7	7	17
STEELERS	7	3	3	0	13

TEAM	Q	PLAY	DRIVE	SCORE
PIT	1	Williams 16 run (Anderson kick)	13-67, 7:32	7-0
SD	2	Carney 20 FG	6-77, 3:11	7-3
PIT	2	Anderson 39 FG	12-51, 3:32	10-3
PIT	3	Anderson 23 FG	9-50, 3:22	13-3
SD	3	Pupunu 43 pass from Humphries (Carney kick)	5-64, 2:34	13-10
SD	4	Martin 43 pass from Humphries (Carney kick)	8-80, 4:44	13-17

INDIVIDUAL STATS	
RUSH	SD: Means 20-69; Humphries 4-(-3). PIT: Foster 20-47; Williams 3-16; Morris 2-2; O'Donnell 1-1.
PASS	SD: Humphries 22-11-1, 165, 2 TD. PIT: O'Donnell 54-32-0, 349, 1 TD.
REC	SD: Pupunu 4-76, 1 TD; Means 2-19; Jefferson 2-16; Martin 1-43, 1 TD; Mitchell 1-19; 1-(-8). PIT: Mills 8-106; Williams 7-45, 1 TD; Hastings 5-55; Green 4-80; Thigpen 3-35; Foster 3-12; Hayes 1-16; Morris 1-0.

TEAM STATS		
	Chargers	Steelers
First Downs	13 (4-8-1)	22 (4-17-1)
Third Downs	3-11 (27%)	11-20 (55%)
Fourth Downs	0-0 (0%)	2-3 (67%)
Total Net Yards	226	415
Plays-Avg.	47-4.8	80-5.2
Rushing Yards	66	66
Att.-Avg.	24-2.8	26-2.5
Passing Yards	160	349
Sacked by Opp.	1-5	0-0
Att.-Comp.-Int.	22-11-1	54-32-0
Punts-Avg.	5-38.4	5-44.4
Penalties	3-15	8-111
Fumbles-Lost	0-0	3-1
Time of Poss.	22:47	37:13



**Buffalo 6
Pittsburgh 40**



1995 AFC DIVISIONAL PLAYOFF (JAN. 6, 1996)

PITTSBURGH — The Pittsburgh Steelers dealt the Buffalo Bills their worst postseason loss in non-Super Bowl play with a 40-21 defeat in Three Rivers Stadium.

Pittsburgh scored on five of their seven first-half possessions, including touchdowns by John L. Williams and Ernie Mills on their first two drives. Buffalo added a Thurman Thomas touchdown at 49 seconds before the half, but Pittsburgh closed the half with Norm Johnson's third field goal to take a 23-7 halftime lead.

It seemed the game might turn into a rout when Pittsburgh marched to the Bills' four yard-line on the first possession of the second half, but the drive ended with a Greg Evans interception.

The Steelers added a record (tied) fourth field goal by Norm Johnson in the third quarter to take a 19-point lead.

Buffalo battled back with a touchdown pass from Jim Kelly to Thurman Thomas to cut the lead to less than a touchdown with over 11 minutes remaining in the game. Pittsburgh responded with a 76-yard drive that included key third-down receptions by Yancey Thigpen for 21 yards and Andre Hastings for 17 yards. Bam Morris finished off the drive with a 13-yard touchdown run.

Interceptions by Jerry Olsavsky and Levon Kirkland ended the Bills' next two drives, the latter at the Bills' 17 yard-line. Four plays later, the Steelers added a second Bam Morris touchdown and gained a 40-21 advantage at the two-minute warning.

The 40 points scored tied a then Steelers postseason game high (40, Dec. 19, 1976 at Baltimore). The offense ran 78 plays, second most all-time postseason, and the line allowed no sacks for the 12th time in postseason history.

GAME SUMMARY

	1	2	3	4	F
Bills	0	7	7	7	21
STEELERS	7	16	3	14	40

TEAM	Q	PLAY	DRIVE	SCORE
PIT	1	Williams 1 run (Johnson kick)	9-76, 5:31	7-0
PIT	2	Mills 10 pass from O'Donnell (Johnson kick)	10-58, 5:23	14-0
PIT	2	Johnson 45 FG	5-16, 1:14	17-0
PIT	2	Johnson 38 FG	4-8, 1:43	20-0
BUF	2	Thomas 1 run (Christie kick)	4-49, 0:55	20-7
PIT	2	Johnson 34 FG	5-53, 0:38	23-7
PIT	3	Johnson 39 FG	4-4, 0:56	26-7
BUF	3	Cline 2 pass from Van Pelt (Christie kick)	4-42, 2:00	26-14
BUF	4	Thomas 9 pass from Kelly (Christie kick)	6-36, 2:46	26-21
PIT	4	Morris 13 run (Johnson kick)	9-76, 5:07	33-21
PIT	4	Morris 2 run (Johnson kick)	4-23, 1:48	40-21

INDIVIDUAL STATS

RUSH	BUF: Thomas 13-46, 1 TD; Tasker 1-40; Holmes 4-14; Van Pelt 2-8; Mohr 1(-14).
	PIT: Morris 25-106, 2 TD; Pegram 8-33; Stewart 1-5; Williams 4-3, 1 TD; Mills 1-3; O'Donnell 4(-3).
PASS	BUF: Kelly 29-14-3, 135, 1 TD; Van Pelt 10-4-1, 27, 1 TD.
	PIT: O'Donnell 35-19-2, 262, 1 TD.
REC	BUF: Johnson 5-28; Cline 3-36, 1 TD; Brooks 3-28; Thomas 3-12, 1 TD; Tasker 2-38; Reed 2-20.
	PIT: Mills 5-66, 1 TD; Thigpen 3-77; Hastings 3-39; Stewart 2-27; Pegram 2-21; Morris 2-7; Hayes 1-17; Williams

TEAM STATS

	Bills	Steelers
First Downs	18 (6-11-1)	23 (8-15-15)
Third Downs	3-12 (25%)	5-16 (31%)
Fourth Downs	0-0 (0%)	0-0 (0%)
Total Net Yards	250	409
Plays-Avg.	62-4.0	78-5.2
Rushing Yards	94	147
Att.-Avg.	21-4.5	43-3.4
Passing Yards	156	262
Sacked by Opp.	2-6	0-0
Att.-Comp.-Int.	39-18-3	35-19-2
Punts-Avg.	5-39.8	5-32.8
Penalties	5-25	5-41
Fumbles-Lost	3-1	1-0
Time of Poss.	21:56	38:04



**Indianapolis 16
Pittsburgh 20**



1995 AFC CHAMPIONSHIP (JAN. 14, 1996)

PITTSBURGH — The Pittsburgh Steelers exorcised the demons of the 1994 AFC Championship game with a 20-16 heart-stopper over the Indianapolis Colts to advance to the Super Bowl.

For the second straight year it was a pass on the game's final play that determined Pittsburgh's Super Bowl future. A Hail Mary pass by Colts' quarterback Jim Harbaugh to Aaron Bailey was batted away by DB Randy Fuller to send the Steelers to Arizona.

The game was reminiscent of the 1995 AFC Championship game. The Steelers had a 10-6 advantage at halftime with a five-yard touchdown pass from Neil O'Donnell to Kordell Stewart in the closing seconds of the half and a first quarter Norm Johnson field goal.

The Colts' scoring came from the foot of kicker Cary Blanchard. Indianapolis added a third field goal on their opening drive in the third quarter to pull within one point.

The Steelers countered with a second Norm Johnson field goal, but found themselves behind 16-13 after Jim Harbaugh hit Floyd Turner for a 47-yard touchdown strike with 8:46 remaining in the game.

The Steelers and the Colts traded punts as the clock slipped to 3:03 and Pittsburgh took over the ball at their own 33 yard-line. After a fourth-down reception by Andre Hastings, O'Donnell hit Ernie Mills along the right sideline for a 37-yard gain to advance to the Colts' one-yard line. Two plays later, Bam Morris punched in the go-ahead touchdown.

However, the Colts weren't ready to be corralled. Starting at his own 16-yard line, Jim Harbaugh led Indianapolis to the Pittsburgh 29-yard line before throwing the "Hail Mary" pass with just five seconds left in the game.

GAME SUMMARY

	1	2	3	4	F
Colts	3	3	3	7	16
STEELERS	3	7	3	7	20

TEAM	Q	PLAY	DRIVE	SCORE
IND	1	Blanchard 34 FG	4-7, 1:58	0-3
PIT	1	Johnson 31 FG	11-40, 5:53	3-3
IND	2	Blanchard 36 FG	17-80, 7:27	3-6
PIT	2	Stewart 5 pass from O'Donnell (Johnson kick)	10-61, 5:03	10-6
IND	3	Blanchard 37 FG	10-61, 5:03	10-9
PIT	3	Johnson 36 FG	7-44, 3:17	13-9
IND	4	Turner 47 pass from Harbaugh (Blanchard kick)	4-70, 2:11	13-16
PIT	4	Morris 1 run (Johnson kick)	8-67, 1:29	20-16

INDIVIDUAL STATS

RUSH	IND: Warren 15-53; Harbaugh 6-29; Crockett 1-2; Humphrey 1(-1-1).
	PIT: Pegram 10-46; Stewart 4-12; Morris 7-9; Williams 1-6; Mills 1-5; O'Donnell 1-2).
	IND: Harbaugh 33-21, 267, 1 TD; Warren 1-0-0.
PASS	PIT: O'Donnell 41-25-1, 205, 1 TD.
	IND: Dawkins 7-96; Warren 7-37; Turner 3-73; Crockett 2-22; Dilger 1-30; Bailey 1-9.
REC	PIT: Thigpen 6-65; Williams 4-21; Morris 4-11; Mills 3-52; Hastings 3-21; Stewart 2-18; Holliday 1-8; Bruener 1-6; Pegram 1-3.

TEAM STATS

	Colts	Steelers
First Downs	16 (4-12-0)	21 (6-12-3)
Third Downs	5-15 (33%)	6-14 (43%)
Fourth Downs	1-1 (100%)	1-1 (100%)
Total Net Yards	186	285
Plays-Avg.	50-3.7	66-4.3
Rushing Yards	83	80
Att.-Avg.	23-3.6	24-4.3
Passing Yards	245	205
Sacked by Opp.	3-22	1-0
Att.-Comp.-Int.	34-21-0	41-25-1
Punts-Avg.	4-50	4-38.8
Penalties	5-57	4-25
Fumbles-Lost	1-0	0-0
Time of Poss.	30:36	29:24



Indianapolis 14
Pittsburgh 42



1996 AFC WILD CARD (DEC. 29, 1996)

PITTSBURGH — The Steelers overcame two first-half turnovers to score the most points in Steelers playoff history and the team's most decisive postseason win in 18 years with a 42-14 victory against Indianapolis.

The team scored the game's first 13 points and final 29 with a ground attack that ranked fourth in Steelers postseason history.

The Steelers took a 10-0 lead with Norm Johnson field goal and Kordell Stewart's one-yard touchdown scamper that was set up by a Jahime Arnold 31-yard punt return. Pittsburgh added a 50-yard Johnson field goal to start the second quarter.

Indianapolis responded with 14 unanswered points for a 14-13 halftime lead.

Pittsburgh regained the momentum on the opening drive of the second half. Starting from their own nine-yard line, the Steelers marched 91 yards in 16 plays while running 9:30 off the clock. The drive ended with a Jerome Bettis touchdown and a Stewart to John Farquhar two-point conversion.

The Steelers offense churned out 228 yards in the second half, while the defense held the Colts to 22 second-half yards and two first downs. Included in the Steelers three fourth-quarter touchdowns was Witman's 31-yard rushing touchdown which was his first NFL touchdown and second-longest postseason touchdown run in Steelers' history.

Five rushing touchdowns was a single-game postseason record. It was the fourth time in a Steeler playoff history they had a 100-yard rusher and 100-yard receiver in a game. The Steelers' 42 points was their highest point total in the postseason.

GAME SUMMARY

	1	2	3	4	F
Colts	0	14	0	0	14
STEELERS	10	3	8	21	42

TEAM	Q	PLAY	DRIVE	SCORE
PIT	1	Johnson 29 FG	8-51, 3:26	3-0
PIT	1	Stewart 1 run (Johnson kick)	4-31, 1:39	10-0
PIT	2	Johnson 50 FG	7-26, 2:25	13-0
IND	2	Daniels 59 interception return (Blanchard kick)	-	13-7
IND	2	Bailey 9 pass from Harbaugh (Blanchard kick)	4-60, 1:50	13-14
PIT	3	Bettis 1 run (Stewart pass to Farquhar)	16-91, 9:30	21-14
PIT	4	Bettis 1 run (Johnson kick)	5-18, 2:13	28-14
PIT	4	Witman 31 run (Johnson kick)	5-71, 2:39	34-14
PIT	4	Stewart 3 run (Johnson kick)	7-40, 3:14	42-14

INDIVIDUAL STATS

RUSH	IND: Faulk 9-25; Groce 2-11; Harbaugh 3-6; Warren 1(-1-1). PIT: Bettis 25-102, 2 TD; Stewart 9-48, 2 TD; Witman 7-48; 1 TD; McAfee 5-21; Hastings 2-7; Mills 1-4; Lester 1-2; Tomczak 1(-1-1).
	IND: Harbaugh 32-12-1, 134, 1 TD; Justin 1-1-0, 6. PIT: Tomczak 21-13-2, 176; Stewart 1-1-0, 0.
PASS	IND: Harrison 3-71; Stablein 3-28; Faulk 3-10; Dawkins 2-18; Baily 1-9, 1 TD; Dilger 1-4. PIT: Johnson 5-109; Hastings 3-30; Botkin 2-26; Lester 2-7; Bettis 1-4; McAfee 1-0.

TEAM STATS

	Colts	Steelers
First Downs	8 (0-7-1)	24 (16-7-1)
Third Downs	5-15 (33%)	6-12 (50%)
Fourth Downs	0-1 (0%)	0-0 (0%)
Total Net Yards	146	407
Plays-Avg.	52-2.8	73-5.6
Rushing Yards	41	231
Att.-Avg.	15-2.7	51-4.5
Passing Yards	105	176
Sacked by Opp.	4-35	0-0
Att.-Comp.-Int.	33-13-1	22-14-2
Punts-Avg.	8-42.4	2-41.5
Penalties	6-30	3-19
Fumbles-Lost	1-1	2-1
Time of Poss.	22:24	37:36



Pittsburgh 3
New England 28



1996 AFC DIVISIONAL PLAYOFF (JAN. 5, 1997)

FOXBORO — The Steelers playoff hopes ended on a fog enshrouded field in Foxboro and a 28-3 defeat.

It was a game of big plays from the opening drive. Unfortunately, the Patriots made them and scored on three of their first four possessions.

Quarterback Drew Bledsoe hit Terry Glenn for a 53-yard gain against Rod Woodson on New England's first play from scrimmage. One play later, Curtis Martin made the score, 7-0.

The Steelers second possession ended with their second punt. New England used a short field to gain a 14-0 lead with a Bledsoe to Keith Byars 34-yard touchdown reception.

New England added an exclamation point when Martin broke a 78-yard touchdown run to open the second quarter. Pittsburgh's struggling offense gained just 29 yards in 13 plays in three first-quarter possessions. They fared no better in the second quarter, converting just one of seven third-down plays.

Jerome Bettis, despite two pulled groin muscles, tried to carry the ground attack. The Steelers turned a Chad Brown interception into a Norm Johnson field goal, giving them their only points of the day. But two second-half interceptions, including one that led to a third Martin touchdown, kept the Steelers from making a rally.

GAME SUMMARY

	1	2	3	4	F
STEELERS	0	0	3	0	3
Patriots	14	7	0	7	28

TEAM	Q	PLAY	DRIVE	SCORE
NE	1	Martin 2 run (Vinatieri kick)	2-55, 0:51	0-7
NE	1	Byars 34 pass from Bledsoe (Vinatieri kick)	4-59, 1:59	0-14
NE	2	Martin 78 run (Vinatieri kick)	1-78, 0:12	0-21
PIT	3	Johnson 29 FG	5-26, 2:50	3-21
NE	4	Martin 23 run (Vinatieri kick)	6-61, 3:49	3-28

INDIVIDUAL STATS

RUSH	IND: Bettis 13-43; McAfee 5-30; Tomczak 2-20; Stewart 4-19; Witman 3-11. PIT: Martin 19-166, 3 TD; Meggett 2-18; Byars 2-8; Greier 5-7; Zolak 3(-4); Bledsoe 1(-2).
	IND: Tomczak 29-16-2, 110; Stewart 10-0-0. PIT: Bledsoe 24-14-2, 164, 1 TD; Zolak 2-1-0, 3.
	IND: Hastings 5-35; Botkin 2-20; Arnold 2-16; Mills 2-15; McAfee 2-7; Bettis 2(-1); Witman 1(-2). PIT: Byars 4-53, 1 TD; Glenn 3-69; Coates 3-18; Jefferson 3-18; Martin 2-9.

TEAM STATS

	Steelers	Colts
First Downs	12 (7-5-0)	17 (9-6-2)
Third Downs	3-18 (17%)	5-13 (38%)
Fourth Downs	2-4 (50%)	0-1 (0%)
Total Net Yards	213	346
Plays-Avg.	69-3.1	60-5.8
Rushing Yards	123	194
Att.-Avg.	27-4.6	32-6.1
Passing Yards	90	152
Sacked by Opp.	3-20	2-15
Att.-Comp.-Int.	39-16-2	26-15-2
Punts-Avg.	9-42	7-43.6
Penalties	3-15	2-21
Fumbles-Lost	0-0	0-0
Time of Poss.	28:39	31:21



**New England 6
Pittsburgh 7**



**Denver 24
Pittsburgh 21**



1997 AFC DIVISIONAL PLAYOFF (JAN. 3, 1998)

PITTSBURGH — The Steelers defeated the New England Patriots for the second time in three weeks, 7-6, in the AFC Divisional Playoff.

Pittsburgh forced four turnovers, including two in the final 1:44 of the game, and advanced to the AFC Championship for the third time in four years.

The Steelers struck early when Kordell Stewart scampered around left end and raced 40 yards for a touchdown on the team's opening possession with 9:49 left in the first quarter. The drive began when rookie cornerback Chad Scott intercepted quarterback Drew Bledsoe and returned it 27 yards to the Steelers 38.

New England was limited to a pair of short field goals by Adam Vinatieri and fell two games short of a return to the Super Bowl.

Linebacker Jason Gildon recovered a pair of fumbles for the Steelers. The second recovery came after backup left end Mike Vrabel stripped Bledsoe of the ball, and Gildon pounced on it at the Pittsburgh 34 with 1:44 to play.

The Patriots got back the ball in the final seconds before linebacker Levon Kirkland intercepted a long pass by Bledsoe to seal the win.

1997 AFC CHAMPIONSHIP (JAN. 11, 1998)

PITTSBURGH — John Elway passed for two touchdowns in the final 1:47 of the first half to help Denver build a 24-14 lead, while the Broncos defense forced four turnovers by Pittsburgh quarterback Kordell Stewart to propel Denver to a 24-21 victory against the Steelers in the AFC Championship Game.

The Steelers, who were hosting the AFC Championship for the third time in four years under coach Bill Cowher, had a 14-7 lead after a Kordell Stewart 33-yard touchdown run in the first quarter.

Stewart was 6-of-17 for 69 yards with two interceptions in the first half. He finished 18-of-36 for 201 yards with three interceptions and a fumble.

The only score of the second half was a 15-yard touchdown pass from Stewart to Charles Johnson that pulled the Steelers within 24-21 with 2:46 left in the fourth quarter. The touchdown capped a 10-play, 79-yard drive in just 2:57.

Because Pittsburgh had all three timeouts left, Cowher opted not to attempt an on-side kick. But just after the two-minute warning on a third-and-six play, Elway drilled an 18-yard pass to tight end Shannon Sharpe to the Denver 33 with Jason Gildon in coverage. On the next play, Elway rolled right and flipped a 10-yard pass to Ed McCaffrey. Davis then broke off a 19-yard run with less than 50 seconds remaining to seal the win.

GAME SUMMARY

	1	2	3	4	F
Patriots	0	3	0	3	6
STEELERS	7	0	0	0	7

TEAM	Q	PLAY	DRIVE	SCORE
PIT	1	Stewart 40 run (Johnson kick)	8-62, 3:41	7-0
NE	2	Vinatieri 31 FG	10-65, 3:37	7-3
NE	4	Vinatieri 46 FG	10-52, 4:44	7-6

GAME SUMMARY

	1	2	3	4	F
Broncos	7	17	0	0	24
STEELERS	7	7	0	7	21

TEAM	Q	PLAY	DRIVE	SCORE
DEN	1	Davis 8 run (Elam kick)	6-72, 3:15	0-7
PIT	1	Stewart 33 run (Johnson kick)	6-65, 3:02	7-7
PIT	2	Bettis 1 run (Johnson kick)	11-68, 4:46	14-7
DEN	2	Elam 43 FG	11-45, 4:22	14-10
DEN	2	Griffith 15 pass from Elway (Elam kick)	5-80, 2:53	14-17
DEN	2	McCaffrey 1 pass from Elway (Elam kick)	4-54, 0:30	14-24
PIT	4	C. Johnson 14 pass from Stewart (Johnson kick)	10-79, 2:57	21-24

INDIVIDUAL STATS

RUSH	PIT: Stewart 11-68 1 TD; Bettis 25-67; McAfee 1-10. NE: Shaw 10-22; Cullors 7-18; Bledsoe 2(-4).
	PASS
REC	PIT: Hawkins 4-28; Thigpen 3-54; Johnson 3-28; Lester 2-3; Blackwell 1-14; Bettis 1-7. NE: Jefferson 9-104; Glenn 5-96; Brisby 3-37; Byars 2-1; Shaw 1-13; Brown 1-6; Gash 1-6; Cullors 1-1.

TEAM STATS

	Patriots	Steelers
First Downs	15 (1-14-0)	16 (6-8-2)
Third Downs	6-15 (40%)	8-18 (44%)
Fourth Downs	0-0 (0%)	0-1 (0%)
Total Net Yards	280	279
Plays-Avg.	65-4.3	70-4.0
Rushing Yards	36	145
Att.-Avg.	19-1.9	37-3.9
Passing Yards	244	134
Sacked by Opp.	2-20	2-0
Att.-Comp.-Int.	44-23-2	31-14-1
Punts-Avg.	7-42	9-32.7
Penalties	7-68	5-41
Fumbles-Lost	2-2	0-0
Time of Poss.	24:23	35:37

INDIVIDUAL STATS

RUSH	PIT: Bettis 23-104, 1 TD; Stewart 3-44, 1 TD; McAfee 1-12. DEN: Davis 26-139, 1 TD; Elway 2-9; Hebron 2-2.
	PASS
REC	PIT: Stewart 36-18-3, 201, 1 TD. DEN: Elway 31-18-1, 210, 3 TD. PIT: Thigpen 6-92; Hawkins 4-30; Johnson 3-34; Blackwell 2-19; Bruener 1-16; Lester 1-7; Bettis 1-3. DEN: Smith 6-87; McCaffrey 5-37, 1 TD; Sharpe 3-49; Griffith 2-26, 1 TD; Hebron 1-9; Davis 1-2.

TEAM STATS

	Broncos	Steelers
First Downs	23 (6-15-2)	23 (8-13-2)
Third Downs	8-14 (57%)	6-11 (55%)
Fourth Downs	0-0 (0%)	0- (0%)
Total Net Yards	345	354
Plays-Avg.	63-5.5	66-5.4
Rushing Yards	150	161
Att.-Avg.	30-5.0	27-6.0
Passing Yards	195	193
Sacked by Opp.	2-15	3-8
Att.-Comp.-Int.	31-18-1	36-18-3
Punts-Avg.	5-31.4	4-42
Penalties	4-21	4-71
Fumbles-Lost	2-1	1-1
Time of Poss.	30:01	29:59



**Baltimore 10
Pittsburgh 27**



2001 AFC DIVISIONAL PLAYOFF (JAN. 20, 2002)

PITTSBURGH — The Steelers advanced to the AFC Championship Game by dominating the Baltimore Ravens during a 27-10 victory at Heinz Field.

Starting running back Jerome Bettis missed the game due to an adverse reaction to pain medication that he received prior to the game.

However, the Steelers' defense dominated the game, limiting Baltimore to only 22 yards rushing and 150 yards total, while intercepting Ravens quarterback Elvis Grbac three times, including two interceptions in the end zone by free safety Brent Alexander.

Steelers' cornerback Chad Scott intercepted Grbac's first pass of the game to set up Kris Brown's 21-yard field goal that gave Pittsburgh a 3-0 first quarter lead.

Pittsburgh extended their lead to 10-0 later in the quarter when running back Amos Zereoue capped a 51-yard drive with a one-yard touchdown run.

Zereoue's second touchdown, also from one yard out, increased the Steelers' lead to 17-0 midway through the second quarter. Brown's 46-yard field goal on Pittsburgh's next drive gave the Steelers a 20-0 advantage with 3:46 left in the first half.

A 26-yard field goal by Baltimore kicker Matt Stover made the score 20-3 at halftime. Jermaine Lewis' 88-yard punt return for a touchdown in the third quarter pulled the Ravens to within 20-10.

Pittsburgh made the final score 27-10 when quarterback Kordell Stewart completed a 32-yard touchdown pass to wide receiver Plaxico Burress early in the fourth quarter.

GAME SUMMARY

	1	2	3	4	F
Ravens	0	3	7	0	10
STEELERS	10	10	0	7	27

TEAM	Q	TIME	PLAY	DRIVE	SCORE
PIT	1	9:07	Brown 21 FG	7-40; 4:16	7-0
PIT	1	3:49	Zereoue 1 run (Brown kick)	7-51; 3:13	10-0
PIT	2	5:43	Zereoue 1 run (Brown kick)	6-43; 3:27	17-0
PIT	2	3:46	Brown 46 FG	4-6; 1:33	20-0
BAL	2	0:51	Stover 26 FG	11-57; 2:55	20-3
BAL	3	7:18	J. Lewis 88 punt return (Stover kick)	-- ; --	20-10
PIT	4	14:11	Burress 32 pass from Stewart (Brown kick)	12-83; 5:54	27-10

INDIVIDUAL STATS

RUSH	BAL: Allen 4-11; Brookins 4-6; Williams 3-5.
	PIT: Zereoue 24-63, 2 TD; Fuamatu-Ma'afala 12-30; Stewart 10-30; Edwards 1-23; Ward 1-6; Witman 1-2.
PASS	BAL: Grbac 37-18-3, 153.
	PIT: Stewart 22-12-1, 154, 1 TD.
REC	BAL: Sharpe 5-56; Taylor 4-27; Williams 4-24; Allen 3-11; Stokley 1-27; Ismail 1-8.
	PIT: Burress 5-84, 1 TD; Ward 3-37; Zereoue 2-13; Shaw 1-14; Edwards 1-6.

TEAM STATS

	Ravens	Steelers
First Downs	7 (0-6-1)	21 (11-8-2)
Third Downs	1-12 (8%)	7-16 (44%)
Fourth Downs	1-1 (100%)	0-0 (0%)
Total Net Yards	150	297
Plays-Avg.	51-2.9	73-4.1
Rushing Yards	22	154
Att.-Avg.	11-2.0	49-3.1
Passing Yards	128	143
Sacked by Opp.	3-25	2-11
Att.-Comp.-Int.	37-18-3	22-12-1
Punts-Avg.	8-37.4	5-41.6
Penalties	6-70	6-40.3
Fumbles-Lost	1-1	3-0
Time of Poss.	19:15	40:45



**New England 24
Pittsburgh 17**



2001 AFC CHAMPIONSHIP (1.27.2002)

PITTSBURGH — After trailing 21-3 in the third quarter, a Steelers' comeback fell short as Pittsburgh was defeated by the Patriots, 24-17, ending their Super Bowl hopes.

Despite the anticipated return of running back Jerome Bettis, the Steelers ground game never got rolling against a Patriots defense that held Pittsburgh's league leading rushing attack to a season-low 58 yards.

New England jumped out to a 7-0 lead after a penalty nullified a 64-yard Josh Miller punt and Troy Brown returned the second kick 55 yards for a touchdown in the first quarter. The Steelers responded with a 10-play, 65-yard drive that ended with Kris Brown booting a 30-yard field goal to cut the Patriots' lead to 7-3.

With two minutes left in the first half, New England quarterback Tom Brady was forced out of the game with an ankle injury after completing a 28-yard pass to Troy Brown on a key third-down play. Drew Bledsoe came in and moved the offense 40-yards in four plays, capped by an 11-yard touchdown pass to David Patten, giving the Patriots to take a 14-3 halftime lead.

Things continued to look glum for Pittsburgh when Kris Brown's 34-yard field goal attempt was blocked by defensive lineman Brian Mitchell and recovered by Troy Brown who lateraled the ball to Antwan Harris for a 49-yard return for a touchdown to give New England a 21-3 advantage.

The Steelers offense then found their rhythm, scoring on the next two possessions with touchdown runs (1, 11) by Jerome Bettis and Amos Zereoue, respectively, pulling Pittsburgh within 21-17 through three quarters.

New England kicker Adam Vinatieri's 44-yard field goal early in the fourth quarter put the Patriots up 24-17 with 11:12 left. The Steelers were forced to punt on the ensuing drive and Kordell Stewart was intercepted in their final two possessions.

GAME SUMMARY

	1	2	3	4	F
Patriots	7	7	7	3	24
STEELERS	0	3	14	0	17

TEAM	Q	TIME	PLAY	DRIVE	SCORE
NE	1	3:42	T. Brown 55 punt return	-- ; --	7-0
PIT	2	13:33	K. Brown 30 FG	10-65; 5:09	7-3
NE	2	0:58	Patten 11 pass from Bledsoe (Vinatieri kick)	7-70; 1:44	14-3
NE	3	8:51	Harris 49 return of blocked FG (Vinatieri kick)	-- ; --	21-3
PIT	3	5:11	Bettis 1 run (Brown kick)	8-79; 3:40	21-10
PIT	3	1:29	Zereoue 11 run (Brown kick)	5-32; 1:41	21-17
NE	4	11:12	Vinatieri 44 FG	11-45; 5:17	24-17

INDIVIDUAL STATS

RUSH	NE: Smith 15-47; Redmond 3-13; Brady 2-3; Edwards 1-3; Bledsoe 4-1.
	PIT: Stewart 8-41; Zereoue 4-11, 1 TD; Bettis 9-8, 1 TD; Ward 1-(-2).
PASS	NE: Bledsoe 21-10-0, 102, 1 TD; Brady 18-12-0, 115.
	PIT: Stewart 42-24-3, 255.
REC	NE: Brown 8-121; Patten 4-39, 1 TD; Edwards 4-26; Johnson 2-22; Wiggins 2-7; Redmond 2-2.
	PIT: Ward 6-64; Burress 5-67; Zereoue 4-50; Bettis 2-23; Edwards 2-16; Kreider 2-13; Cushing 1-10; Shaw 1-9; Tuman 1-3.

TEAM STATS

	Patriots	Steelers
First Downs	15 (4-11-0)	23 (4-14-5)
Third Downs	6-17 (35%)	4-14 (29%)
Fourth Downs	0-1 (0%)	0-0 (0%)
Total Net Yards	259	306
Plays-Avg.	68-3.8	67-4.6
Rushing Yards	67	58
Att.-Avg.	25-2.7	22-2.6
Passing Yards	192	248
Sacked by Opp.	4-25	3-7
Att.-Comp.-Int.	39-22-0	42-24-3
Punts-Avg.	7-39.1	6-43.0
Penalties	12-87	3-25
Fumbles-Lost	0-0	2-1
Time of Poss.	30:55	29:05



Cleveland 33
Pittsburgh 36



2002 AFC WILD CARD (JAN. 5, 2003)

PITTSBURGH — The Steelers rallied from a 13-point, fourth-quarter deficit to defeat the Cleveland Browns, 36-33, in one of the most thrilling games in team history.

The Steelers overcame three early turnovers to register the come-from-behind victory. Pittsburgh trailed 24-7 in the third quarter and 33-21 in the fourth before scoring two touchdowns in the final 3:06 to win.

The Browns led 14-0 after a touchdown run by RB William Green and a 32-yard TD pass by QB Kelly Holcomb to WR Dennis Northcutt.

Steelers' rookie WR Antwan Randle El muffed a punt earlier that set up a Browns' score, but he rebounded to return his next punt 66 yards for a touchdown to make the score, 14-7.

The Browns increased their lead to 24-7 on a 31-yard field goal by K Phil Dawson and a 15-yard touchdown pass.

Steelers QB Tommy Maddox, who threw for a team postseason-record 367 yards and three touchdowns, connected with WR Plaxico Burress for a six-yard touchdown pass with 3:50 left in the third quarter to close the score to 24-14.

A 22-yard touchdown pass by Holcomb increased Cleveland's lead to 33-21 after a failed two-point conversion attempt.

Maddox led Pittsburgh on a 10-play, 77-yard drive, capped off by a five-yard TD pass to WR Hines Ward to pull within five, 33-28.

Pittsburgh forced the Browns to punt and then drove 61 yards in 1:41, culminating with a three-yard touchdown run by RB Chris Fuamatu-Ma'afala. Randle El then completed a pass to Tuman for the two-point conversion to give the Steelers a 36-33 lead.

GAME SUMMARY

	1	2	3	4	F
Browns	7	10	7	9	33
STEELERS	0	7	7	22	36

TEAM	Q	TIME	PLAY	DRIVE	SCORE
CLE	1	13:44	Green 1 run (Dawson kick)	1:16	0-7
CLE	2	14:38	Northcutt 32 pass from Holcomb (Dawson kick)	1-32; 0:06	0-14
PIT	2	9:35	Randle El 66 punt return (Reed kick)	--; --	7-14
CLE	2	0:49	Dawson 31 FG	10-45; 4:24	7-17
CLE	3	12:11	Northcutt 15 pass from Holcomb (Dawson kick)	3-14; 0:49	7-24
PIT	3	3:50	Burress 6 pass from Maddox (Reed kick)	10-71; 3:45	14-24
CLE	4	14:52	Dawson 24 FG	8-64; 3:58	14-27
PIT	4	12:28	Tuman 3 pass from Maddox (Reed kick)	6-65; 2:24	21-27
CLE	4	10:17	Andre Davis 22 pass from Maddox (pass failed)	5-61; 2:11	21-33
PIT	4	3:06	Ward 5 pass from Maddox (Reed kick)	10-77; 2:24	28-33
PIT	4	0:54	Fuamatu-Ma'afala 3 run (Randle El-Tuman pass) 6-61; 1:41		36-33

INDIVIDUAL STATS

RUSH	CLE: Green 25-30, 1 TD; Northcutt 1-5; Holcomb 2-3.
	PIT: Zereoue 13-73; Maddox 2-7; Fuamatu-Ma'afala 2-4, 1 TD; Ward 1-4; Randle El 1-3; Bettis 1- (-2).
PASS	CLE: Holcomb 43-26-1, 429, 3 TD.
	PIT: Maddox 48-30-2, 367, 3 TD.
REC	CLE: Northcutt 6-92, 2 TD; White 5-45; Johnson 4-140; Campbell 3-31; Morgan 2-65, 1 TD; Andre Davis 2-30; Green 2-8; King 1-16; Sanders 1-2.
	PIT: Ward 11-104, 1 TD; Burress 6-100, 1 TD; Randle El 5-85; Mathis 3-40; Tuman 3-18, 1 TD; Fuamatu-Ma'afala 2-20.

TEAM STATS

	Browns	Steelers
First Downs	21 (2-18-1)	30 (3-24-3)
Third Downs	8-17 (47%)	3-10 (30%)
Fourth Downs	0-0 (0%)	0-0 (0%)
Total Net Yards	447	432
Plays-Avg.	73-6.1	71-6.1
Rushing Yards	38	89
Att.-Avg.	28-1.4	20-4.5
Passing Yards	409	343
Sacked by Opp.	2-20	3-24
Att.-Comp.-Int.	43-26-1	48-30-2
Punts-Avg.	7-38.6	6-35.3
Penalties	9-75	4-35
Fumbles-Lost	0-0	1-1
Time of Poss.	33:02	26:58



Pittsburgh 31
Tennessee 34 (ot)



2002 AFC DIVISIONAL PLAYOFF (1.11.2003)

NASHVILLE — The Steelers lost a hard-fought game against the Tennessee Titans in overtime, 34-31.

The Titans jumped out to a 14-0 first-quarter lead, but the Steelers scored 20 straight points by early in the third quarter.

QB Tommy Maddox led Pittsburgh on an eight-play, 61-yard drive at the end of the second quarter and Reed's 39-yard field goal made the score 14-13 at the half.

On Tennessee's first play from scrimmage in the second half, Steelers NT Casey Hampton tackled George for a two-yard loss, forcing a fumble that was recovered by DE Aaron Smith. George received a concussion and did not return to the game.

Pittsburgh capitalized on the fumble when RB Amos Zereoue broke several tackles and raced 31 yards for a touchdown on the first play, which put it ahead 20-14.

Two Tennessee scores made it 28-20 before Maddox connected with Ward for a 21-yard touchdown pass in the fourth quarter to make the score 28-26. Ward tied the game with a pass to Plaxico Burress for the two-point conversion.

Reed's 40-yard field goal and a 42-yard kick by Tennessee K Joe Nedney made the score 31-31 in the fourth quarter. Nedney missed a 48-yard attempt at the end of regulation.

Tennessee got the ball in overtime and moved into field-goal position. Nedney missed a 31-yard attempt, but Steelers CB Dewayne Washington was flagged for running into the kicker. Nedney then converted a 26-yarder to give the Titans a 34-31 victory.

GAME SUMMARY

	1	2	3	4	F
Ravens	0	3	7	0	10
STEELERS	10	10	0	7	27

TEAM	Q	TIME	PLAY	DRIVE	SCORE
TEN	1	11:01	McNair 8 run (Nedney kick)	7-52; 3:19	0-7
TEN	1	0:17	George 1 run (Nedney kick)	16-76; 9:03	0-14
PIT	2	9:29	Ward 8 pass from Maddox (Reed kick)	2-8; 9:03	7-14
PIT	2	6:47	Reed 30 FG	5-47; 1:53	10-14
PIT	2	0:00	Reed 39 FG	8-61; 1:35	13-14
PIT	3	14:37	Zereoue 31 run (Reed kick)	1-31; 0:08	20-14
TEN	3	9:37	Wycheck 7 pass from McNair (Nedney kick)	8-63; 5:00	20-21
TEN	3	4:38	Kinney 2 pass from McNair (Nedney kick)	8-58; 4:04	20-28
PIT	4	10:09	Ward 21 pass from Maddox (Ward-Burress pass) 6-65; 2:07		28-28
PIT	4	8:30	Reed 40 FG	5-35; 1:24	31-28
TEN	4	5:40	Nedney 42 FG	7-34; 2:50	31-31
TEN	OT	12:45	Nedney 26 FG	5-61; 2:15	31-34

INDIVIDUAL STATS

RUSH	PIT: Zereoue 14-49, 1 TD; Randle El 1-11; Bettis 3-6; Ward 2-1.
	TEN: George 15-33, 1 TD; McNair 8-29, 1 TD; Mason 2-20; Holcombe 11-17.
	PIT: Maddox 41-21-1, 266, 2 TD; Randle El 1-0-0, 0.
PASS	TEN: McNair 44-27-2, 338, 2 TD; O'Donnell 1-0-0, 0.
	PIT: Ward 7-82, 2 TD; Randle El 4-53, Mathis 3-40; Burress 2-62; Kreider 2-14; Zereoue 2-10; Fuamatu-Ma'afala 1-5.
REC	TEN: Wycheck 10-123, 1 TD; Bennett 7-85; Mason 5-47; McCareins 2-53; Kinney 2-20; Holcombe 1-10.

TEAM STATS

	Steelers	Titans
First Downs	21 (4-12-5)	29 (10-18-1)
Third Downs	4-14 (29%)	12-18 (67%)
Fourth Downs	0-0 (0%)	1-1 (100%)
Total Net Yards	324	430
Plays-Avg.	63-5.1	82-5.2
Rushing Yards	67	99
Att.-Avg.	20-3.4	36-2.8
Passing Yards	257	331
Sacked by Opp.	1-9	1-7
Att.-Comp.-Int.	42-21-1	45-27-2
Punts-Avg.	6-31.8	4-28.8
Penalties	6-41	8-92
Fumbles-Lost	0-0	2-2
Time of Poss.	24:33	37:32



**New York Jets 17
Pittsburgh 20 (ot)**



**New England 41
Pittsburgh 27**



2004 AFC DIVISIONAL PLAYOFF (JAN. 15, 2005)

PITTSBURGH — A 33-yard field goal by K.Jeff Reed allowed the Steelers to pull out a thrilling, 20-17, overtime victory against the New York Jets at Heinz Field.

The Steelers nearly saw their Super Bowl dreams end twice in the fourth quarter, but Jets K Doug Brien missed field goals of 47 and 43 yards in the final 2:02, sending the game into overtime tied at 17-17.

Pittsburgh took a 3-0 lead in the first quarter on a 45-yard field goal by Reed. Steelers' SS Troy Polamalu intercepted Pennington's next pass and returned it 14 yards to the Jets 25-yard line, setting up a three-yard touchdown run by RB Jerome Bettis for a 10-0 Pittsburgh lead.

The Jets tied the game in the second quarter on a field goal (42) by Brien and a 75-yard punt return by Santana Moss.

The game remained tied until late in the third quarter when Steelers QB Ben Roethlisberger was intercepted by Jets SS Reggie Tongue, who returned the ball 86 yards for a touchdown and a 17-10 New York lead.

The Jets held the lead until Roethlisberger completed a four-yard shovel pass to WR Hines Ward, tying the game at 17-17, with six minutes left in regulation.

Brien missed a 47-yard field-goal attempt with 2:02 left in regulation, but Roethlisberger was intercepted by Jets CB David Barrett, who returned it 24 yards to the Pittsburgh 37. Brien, however, missed a 43-yard attempt at the end of regulation to send the game into overtime.

After the Jets were forced to punt on their first drive in overtime, Pittsburgh regained possession at their own 13-yard line and moved the ball 72 yards on 13 plays, to the New York 15-yard line. After a New York timeout, Reed booted his 33-yard field goal to win the game.

GAME SUMMARY

	1	2	3	4	OT	F
Jets	0	10	7	0	0	17
STEELERS	10	0	0	7	3	20

TEAM	Q	TIME	PLAY	DRIVE	SCORE
PIT	1	5:18	Reed 45 FG	7-37; 3:20	3-0
PIT	1	1:58	Bettis 3 run (Reed kick)	5-25; 2:18	10-0
NYJ	2	10:33	Brien 42 FG	11-38; 6:25	10-3
NYJ	2	3:00	Moss 75 punt return (Brien kick)	—; —	10-10
NYJ	3	3:52	Tongue 86 interception return (Brien kick)	—; —	10-17
PIT	4	6:00	Ward 4 pass from Roethlisberger (Reed kick)	12-66; 6:41	17-17
PIT	5	3:56	Reed 33 FG	14-72; 8:19	20-17

INDIVIDUAL STATS

RUSH	NYJ: Martin 19-77; Jordan 5-30; Pennington 2-3; Cotchery 1-0.
	PIT: Bettis 27-101, 1 TD; Staley 11-54; Roethlisberger 4-30; Haynes 1-8.
	NYJ: Pennington 33-21-1, 182.
PASS	PIT: Roethlisberger 30-17-2, 181, 1 TD.
	NYJ: McCareins 5-82; Moss 4-31; Martin 4-29; Sowell 3-11; Becht 2-15; Baker 2-8; Jordan 1-6.
REC	PIT: Ward 10-105, 1 TD; Burress 2-28; Mays 2-19; Bettis 1-21; Randle El 1-6; Haynes 1-2.

TEAM STATS

	Jets	Steelers
First Downs	17 (4-11-2)	23 (10-13-0)
Third Downs	3-12 (25%)	8-15 (53%)
Fourth Downs	0-0 (0%)	0-0 (0%)
Total Net Yards	275	364
Plays-Avg.	63-4.4	74-4.9
Rushing Yards	110	193
Att.-Avg.	27-4.1	43-4.5
Passing Yards	165	171
Sacked by Opp.	3-17	1-10
Att.-Comp.-Int.	33-21-1	30-17-2
Punts-Avg.	6-38.5	5-39.6
Penalties	4-35	6-45
Fumbles-Lost	0-0	1-1
Time of Poss.	31:22	39:42

2004 AFC CHAMPIONSHIP (JAN. 23, 2005)

PITTSBURGH — The Steelers dreams of advancing to the Super Bowl ended as they lost a disappointing 41-27 loss to New England in the AFC Championship Game at Heinz Field.

Three first-half Steelers' turnovers were converted into 17 New England points as the Patriots jumped out to a 24-3 lead at halftime, despite controlling the ball for only 10:19.

Steelers rookie QB Ben Roethlisberger suffered his first career loss as a starter. His first pass of the game was intercepted by New England, setting up a 48-yard Adam Vinatieri field goal.

New England capitalized on its next possession when QB Tom Brady hit WR Deion Branch for a 60-yard touchdown score.

Pittsburgh cut the lead to 10-3 on a 43-yard field goal by K.Jeff Reed. The Patriots extended their lead to 17-3 on a nine-yard TD pass to WR David Gibson.

The Steelers were ready to answer on their next drive, moving the ball to the New England 19. But Roethlisberger's pass was picked off by S Rodney Harrison and returned 87 yards for a touchdown.

Steelers RB Jerome Bettis scored on a five-yard touchdown run to bring Pittsburgh within 24-10 in the third. On the next drive, though, the Patriots increased the lead to 31-10 on a 25-yard touchdown run by Corey Dillon.

A 30-yard touchdown pass to WR Hines Ward and a 20-yard field goal by Jeff Reed trimmed the lead to 31-17.

Vinatieri's 31-yard field goal and a 23-yard touchdown pass to Branch extended the Patriots lead to 41-20.

Pittsburgh scored its final touchdown on a seven-yard pass to Burress, but New England ran out the clock for the victory.

GAME SUMMARY

	1	2	3	4	F
Patriots	10	14	7	10	41
STEELERS	3	0	14	10	27

TEAM	Q	TIME	PLAY	DRIVE	SCORE
NE	1	11:20	Vinatieri 48 FG	5-18; 2:13	0-3
NE	1	6:49	Branch 60 pass from Brady (Vinatieri kick)	1-60; 0:09	0-10
PIT	1	1:22	Reed 43 FG	5-23; 2:10	3-10
NE	2	7:08	Givens 9 pass Brady (Vinatieri kick)	5-70; 2:50	3-17
NE	2	2:14	Harrison 87 interception return	—; —	3-24
PIT	3	10:54	Bettis 5 run (Reed kick)	5-56; 3:29	10-24
NE	3	7:27	Dillon 25 run (Vinatieri kick)	7-69; 3:27	10-31
PIT	3	2:35	Ward 30 pass from Roethlisberger (Reed kick)	10-60; 4:52	17-31
PIT	4	13:29	Reed 20 FG	6-53; 2:14	20-31
NE	4	8:03	Vinatieri 31 FG	10-49; 5:26	20-34
NE	4	2:23	Branch 23 run (Vinatieri kick)	10-55; 5:06	20-41
PIT	4	0:52	Burress 7 pass from Roethlisberger (Reed kick)	6-61; 1:31	27-41

INDIVIDUAL STATS

RUSH	NE: Dillon 24-73, 1 TD; Branch 2-37, 1 TD; Faulk 3-20, 1 TD; Brady 2-(-2); Givens 1-(-2).
	PIT: Bettis 17-64, 1 TD; Roethlisberger 5-45; Haynes 5-28; Staley 10-26.
	NE: Brady 21-14-0, 207, 2 TD.
PASS	PIT: Roethlisberger 24-14-3, 226, 2 TD.
	NE: Givens 5-59, 1 TD; Branch 4-116, 1 TD; Brown 1-11; Fauria 1-9; Patten 1-8; Dillon 1-5; Graham 1-(-1).
REC	PIT: Ward 5-109, 1 TD; Randle El 3-52; Burress 3-37; Haynes 1-14; Tuman 1-8; Rasby 1-6.

TEAM STATS

	Patriots	Steelers
First Downs	18 (7-9-2)	19 (8-11-0)
Third Downs	5-12 (42%)	4-12 (33%)
Fourth Downs	1-1 (100%)	1-2 (50%)
Total Net Yards	322	388
Plays-Avg.	55-5.9	62-6.3
Rushing Yards	126	163
Att.-Avg.	32-3.9	37-4.4
Passing Yards	196	225
Sacked by Opp.	2-11	1-1
Att.-Comp.-Int.	21-14-0	24-14-3
Punts-Avg.	4-40.3	3-43.0
Penalties	1-5	2-20
Fumbles-Lost	1-0	2-1
Time of Poss.	28:29	31:31



**Pittsburgh 31
Cincinnati 17**



2005 AFC WILD CARD (JAN. 8, 2006)

CINCINNATI — Pittsburgh scored 24 unanswered points to turn a 17-7 deficit into a 31-17 victory over Cincinnati in the AFC Wild Card Game at Paul Brown Stadium.

The Pittsburgh offense compiled 346 total yards led by QB Ben Roethlisberger, who tossed three touchdowns and finished with a QB rating of 148.7. RB Jerome Bettis ran for 52 yards on 10 carries (5.2 avg.) and one touchdown. WR Cedrick Wilson caught three passes for 104 yards (34.7 avg.), with one touchdown.

The Steelers defense recorded four sacks and two interceptions while holding the Bengals to just 84 yards rushing.

Cincinnati was dealt an early blow when starting QB Carson Palmer suffered a torn ACL on the first offensive play of the game. The Bengals jumped out to a 10-0 lead with a 23-yard field goal by K Shayne Graham and a 20-yard touchdown run by RB Rudi Johnson.

Pittsburgh got on the board when RB Willie Parker took a screen pass 19 yards for a touchdown, the first postseason touchdown catch by a Steelers' running back since Rocky Bleier in Super Bowl XIII (Jan. 21, 1979).

Backup QB Jon Kitna gave the Bengals another 10-point lead after he hit WR T.J. Houshmandzadeh for a seven-yard score.

Pittsburgh responded with four straight scores. Roethlisberger completed a five-yard touchdown pass to WR Hines Ward for the final score of the first half. Ward extended his streak to five consecutive postseason games with at least one touchdown.

The Steelers scored on their opening drive of the second half with a five-yard touchdown run by Bettis to give Pittsburgh its first lead at 21-17. Pittsburgh extended its lead with a trick play. WR Antwan Randle El took a direct snap and ran to his right. He stopped and threw the ball across the field to Roethlisberger, who then threw a 43-yard touchdown strike to Wilson.

GAME SUMMARY

	1	2	3	4	F
STEELERS	0	14	14	3	31
Bengals	10	7	0	0	17

TEAM	Q	TIME	PLAY	DRIVE	SCORE
CIN	1	6:54	Graham 23 FG	9-84; 4:25	0-3
CIN	1	1:09	Johnson 20 run (Graham kick)	7-76; 3:26	0-10
PIT	2	13:11	Parker 19 pass from Roethlisberger (Reed kick)	8-60; 2:58	7-10
CIN	2	6:13	Houshmandzadeh 7 pass from Kitna (Graham kick) 14-57; 6:58	7-17	7-17
PIT	2	3:48	Ward 5 pass from Roethlisberger (Reed kick)	6-76; 2:25	14-17
PIT	3	5:12	Bettis 5 run (Reed kick)	8-66; 4:39	21-17
PIT	3	1:13	Wilson 43 pass from Roethlisberger (Reed kick)	3-50; 1:25	28-17
PIT	4	10:29	Reed 21 FG	6-37; 2:56	31-17

INDIVIDUAL STATS	
RUSH	PIT: Bettis 10-52, 1 TD; Haynes 3-46; Parker 16-38; Randle El 1-5; Roethlisberger 4-3.
	CIN: Johnson 13-56, 1 TD; Kitna 4-25; Perry 2-3; Larson 1-0.
	PASS
	PIT: Roethlisberger 19-14-0, 208, 3 TD; Bettis 1-0-0, 0; Randle 1-0-0, 0.
	CIN: Kitna 40-24-2, 197, 1 TD; Palmer 1-1-0, 66.
	PIT: Wilson 3-104, 1 TD; Parker 3-41, 1 TD; Miller 2-15; Randle El 2-15; Ward 2-10, 1 TD; Haynes 1-14; Tuman 1-9.
	CIN: Perry 6-11; Walter 5-73; C. Johnson 4-59; Houshmandzadeh 4-25, 1 TD; R. Johnson 2-14; Schobel 2-11; Henry 1-66; Kelly 1-4.

TEAM STATS		
	Steelers	Bengals
First Downs	19 (9-8-2)	19 (4-13-2)
Third Downs	6-11 (55%)	9-16 (56%)
Fourth Downs	0-0 (0%)	0-1 (0%)
Total Net Yards	346	327
Plays-Avg.	56-6.2	65-5.0
Rushing Yards	144	84
Att.-Avg.	34-4.2	20-4.2
Passing Yards	202	243
Sacked by Opp.	4-20	1-6
Att.-Comp.-Int.	21-14-0	41-25-2
Punts-Avg.	3-47.0	3-43.7
Penalties	6-39	7-90
Fumbles-Lost	0-0	2-0
Time of Poss.	28:57	31:03



**Pittsburgh 21
Indianapolis 18**



2005 AFC DIVISIONAL PLAYOFF (JAN. 15, 2006)

INDIANAPOLIS — Pittsburgh advanced to its second straight AFC Championship Game with a dramatic 21-18 victory over the Indianapolis Colts at the RCA Dome. The win propelled the Steelers to their sixth appearance in the conference title game during Bill Cowher's 14 seasons as head coach for Pittsburgh and it also marked the first time a six seed advanced to the conference championship in league history.

Avenge an earlier-season setback to the Colts, Pittsburgh came out of the gates on fire by scoring on a 10-play, 84-yard drive to open the game that culminated with a six-yard touchdown pass from QB Ben Roethlisberger to WR Antwan Randle El.

The Steelers upped their lead to 14-0 in the first quarter after Roethlisberger connected with rookie TE Heath Miller on a seven-yard score.

Pittsburgh's defense, which kept the high-scoring Indianapolis offense in check for most of the game, allowed just a field goal in the first half as they entered the half with a 14-3 advantage.

The Steelers stretched the lead to 21-3 with under two minutes remaining in the third quarter as RB Jerome Bettis dove in from one yard out. It was his eighth career postseason rushing touchdown and the fourth straight game with a rushing score.

Indianapolis finally posted a touchdown as Peyton Manning hit Dallas Clark for a 50-yard strike early in the fourth quarter, pulling the Colts to within 21-10.

Pittsburgh took over with eight minutes off the clock but came up empty on their next offensive drive. Indianapolis then used a three-yard rushing touchdown by Edgerin James and a successful two-point conversion to make the game 21-18 with 4:24 remaining.

After punting the ball back to the Colts with 2:31 left in the game, Pittsburgh's defense appeared to have sealed the victory by pressuring Indianapolis to minus-16 yards while giving the ball back to its' offense on the two-yard line.

However, on the first play Bettis uncharacteristically fumbled and Nick Harper picked up the ball and darted to the Colts' 42-yard line before Roethlisberger made a shoestring tackle. Five plays later, Mike Vanderjagt's potential game-tying 46-yard field goal sailed wide right with 21 seconds remaining.

Roethlisberger became the first quarterback in NFL history to reach the conference championship game in each of his first two seasons as he finished 14-of-24 for 197 yards and two touchdowns and one interception.

GAME SUMMARY

	1	2	3	4	F
STEELERS	14	0	7	0	21
Colts	0	3	0	15	18

TEAM	Q	TIME	PLAY	DRIVE	SCORE
PIT	1	9:25	Randle El 6 pass from Roethlisberger (Reed kick)	10-84; 5:35	7-0
PIT	1	3:12	Miller 7 pass from Roethlisberger (Reed kick)	7-72; 2:53	14-0
IND	2	1:20	Vanderjagt 20 FG	15-96; 9:39	14-3
PIT	3	1:26	Bettis 1 run (Reed kick)	6-30; 3:21	21-3
IND	4	14:09	Clark 50 pass from Manning (Vanderjagt kick)	6-72; 2:17	21-10
IND	4	4:24	James 3 run (Manning to Wayne pass)	6-80; 1:39	21-18

INDIVIDUAL STATS	
RUSH	PIT: Parker 17-59; Bettis 17-46, 1 TD; Haynes 2-8; Kreider 1-2; Roethlisberger 5-(-3).
	IND: James 13-56, 1 TD; Rhodes 1-2.
	PASS
	PIT: Roethlisberger 24-14-1, 197, 2 TD.
	IND: Manning 38-22-1, 290, 1 TD.
	PIT: Ward 3-68; Miller 3-61, 1 TD; Randle El 3-30, 1 TD; Parker 3-19; Tuman 1-19; Haynes 1-0.
	IND: Wayne 7-97; James 5-26; Clark 4-84, 1 TD; Harrison 3-52; Fletcher 2-18; Stokley 1-13.

TEAM STATS		
	Steelers	Colts
First Downs	21 (10-8-3)	15 (4-11-0)
Third Downs	6-14 (43%)	3-13 (23%)
Fourth Downs	2-2 (100%)	1-2 (50%)
Total Net Yards	295	305
Plays-Avg.	68-4.3	57-5.4
Rushing Yards	112	58
Att.-Avg.	42-2.7	14-4.1
Passing Yards	183	247
Sacked by Opp.	5-43	2-14
Att.-Comp.-Int.	24-14-1	38-22-0
Punts-Avg.	5-41.6	6-45.3
Penalties	2-8	9-67
Fumbles-Lost	1-1	1-0
Time of Poss.	34:52	25:08



San Diego 24
Pittsburgh 35



2008 AFC DIVISIONAL PLAYOFF (JAN. 11, 2009)

PITTSBURGH — The Steelers advanced to their fourth AFC Championship Game in eight seasons as they defeated the San Diego Chargers 35-24 in an AFC Divisional contest at Heinz Field. Pittsburgh advanced to its 14th career AFC Championship Game with the win.

San Diego struck first on the opening possession of the game, taking barely two minutes off the game clock. WR Vincent Jackson got behind Steelers' CB Ike Taylor and hauled in a 41-yard touchdown reception to give the Chargers a 7-0 lead.

Steelers' WR Antonio Holmes evened the score when he returned a punt 67 yards for a score. San Diego retook the lead, 10-7, courtesy of a 42-yard field goal by K Nate Kaeding.

RB Willie Parker gave the Steelers a 14-10 lead that they would never relinquish with 40 seconds remaining in the first half when he ran into the end zone around left end on a three-yard touchdown scamper.

The Steelers stretched that lead to 21-10 as they drove 77 yards in 13 plays, taking 7:56 off the clock with their opening possession of the third quarter. QB Ben Roethlisberger found TE Heath Miller on an eight-yard touchdown reception to cap the drive.

RB Gary Russell swelled the lead to 28-10 when he plunged across the goal-line from one-yard out in the beginning of the fourth quarter.

San Diego scored two touchdowns sandwiched around a 16-yard touchdown run by Parker, his second score of the evening, to conclude the scoring in favor of the Steelers, 35-24.

Roethlisberger had a very efficient game, completing 17-of-26 passes for 181 yards with one touchdown and a passer rating of 98.4. Parker recorded his first career 100-yard rushing performance in the postseason with 146 yards on 27 attempts (5.4 avg.) with two touchdowns.

Defensively, the Steelers sacked Rivers four times, with LB LaMarr Woodley leading the charge with two sacks.



Baltimore 14
Pittsburgh 23



2008 AFC CHAMPIONSHIP (JAN. 18, 2009)

PITTSBURGH — The Steelers put themselves in position to become the first NFL franchise to win six Vince Lombardi Trophies when they face the Arizona Cardinals in Super Bowl XLIII on February 1. Pittsburgh earned their second trip to the Super Bowl in four seasons by defeating the Baltimore Ravens 23-14 in the AFC Championship Game at Heinz Field.

Pittsburgh struck first following the opening kickoff, covering 50 yards in seven plays, the key play being a 45-yard pass from QB Ben Roethlisberger to WR Hines Ward. K Jeff Reed connected from 34 yards out to make it 3-0 in favor of Pittsburgh.

Reed would increase the Pittsburgh lead to 6-0 when he nailed his second field goal, this time a 42-yarder, following an interception by Steelers' CB Deshaea Townsend.

The Steelers faced a third-and-nine situation from their own 36-yard line barely a minute into the second quarter when Roethlisberger and WR Antonio Holmes teamed up on a 65-yard scoring strike that put the Steelers ahead 13-0.

Baltimore got on the scoreboard with 2:40 remaining in the first half when RB Willis McGahee ran into the end zone from three yards out to cut the Pittsburgh lead to 13-7.

Reed converted his third field goal of the afternoon, a 46-yarder, with 3:38 left to play in the third quarter to increase the Steelers' lead to 16-7. McGahee's one-yard run with 9:29 to play in regulation allowed Baltimore to creep within two points of the lead, 16-14.

Steelers' Troy Polamalu ended any thoughts Baltimore had of completing the comeback when he intercepted a QB Joe Flacco pass and took it 40 yard into the end zone to clinch a 23-14 Steelers' victory.

Roethlisberger led the Steelers offensively, completing 16-of-33 passes for 255 yards with one touchdown for a passer rating of 84.8. RB Willie Parker rushed 24 times for 47 yards (2.0 avg.). Holmes caught two passes for 70 yards (35.0 avg.) and one touchdown.

Defensively, the Steelers sacked Flacco three times, including two by LB LaMarr Woodley, his third consecutive postseason game with two-sacks, and one by DE Aaron Smith. Along with Polamalu and Townsend, S Tyrone Carter had the Steelers' other interception. S Ryan Clark forced a fumble near the end of regulation which was recovered by LB Lawrence Timmons.

GAME SUMMARY

GAME SUMMARY

	1	2	3	4	F
Chargers	7	3	0	14	24
STEELERS	7	7	7	14	35

	1	2	3	4	F
Ravens	0	7	0	7	14
STEELERS	6	7	3	7	23

TEAM	Q	TIME	PLAY	DRIVE	SCORE
SD	1	12:59	Jackson 41 pass from Rivers (Kaeding kick)	4-75; 2:01	0-7
PIT	1	7:41	Holmes 67 punt return (Reed kick)	—; —	7-7
SD	2	1:56	Kaeding 42 FG	7-20; 3:09	7-10
PIT	2	0:40	Parker 3 run (Reed kick)	7-66; 1:16	14-10
PIT	3	7:04	Miller 8 pass from Roethlisberger (Reed kick)	13-77; 7:56	21-10
PIT	4	12:52	Russell 1 run (Reed kick)	2-49; 0:49	28-10
SD	4	9:09	Naanee 4 pass from Rivers (Kaeding kick)	10-73; 3:43	28-17
PIT	4	4:11	Parker 16 run (Reed kick)	9-73; 4:58	35-17
SD	4	1:53	Sproles 62 pass from Rivers (Kaeding kick)	4-79; 0:50	35-24

TEAM	Q	TIME	PLAY	DRIVE	SCORE
PIT	1	11:22	Reed 34 FG	7-50; 3:38	3-0
PIT	1	6:11	Reed 42 FG	7-11; 1:19	6-0
PIT	2	13:58	Holmes 65 pass from Roethlisberger (Reed kick)	3-66; 1:37	13-0
BAL	2	2:40	McGahee 3 run (Stover kick)	3-17; 0:57	13-7
PIT	3	3:38	Reed 46 FG	11-51; 5:29	16-7
BAL	4	9:29	McGahee 1 run (Stover kick)	6-58; 3:09	16-14
PIT	4	4:24	Polamalu 40 interception return (Reed kick)	--; --	23-14

INDIVIDUAL STATS

RUSH	SD: Sproles 11-15; Bennett 1-0. PIT: Parker 27-146, 2 TD; Moore 3-13; Holmes 2-7; Russell 4-5, 1 TD; Davis 1-0; Leftwich 4 (-2); Clark 1 (-4).
	PASS
	REC

TEAM STATS

	Chargers	Steelers
First Downs	15 (1-13-1)	22 (12-8-2)
Third Downs	5-12 (42%)	6-14 (43%)
Fourth Downs	0-0 (0%)	0-2 (0%)
Total Net Yards	290	342
Plays-Avg.	51-5.7	70-4.9
Rushing Yards	15	165
Att.-Avg.	12-1.3	42-3.9
Passing Yards	275	177
Sacked by Opp.	25-21-1	27-17-0
Att.-Comp.-Int.	1-4	4-33
Punts-Avg.	6-47.2	5-43.4
Penalties	8-104	7-44
Fumbles-Lost	1-1	0-0
Time of Poss.	23:30	36:30

INDIVIDUAL STATS

RUSH	BAL: McGahee 20-60, 2 TD; Clayton 1-16; McClain 1-3; Rice 1-2; Pitt 2 (-8). PIT: Parker 24-47; Moore 1-6; Washington 1-1; Roethlisberger 2 (-2).
	PASS
REC	BAL: Flacco 30-13-3, 141. PIT: Roethlisberger 33-16-0, 255, 1 TD. BAL: Rice 3-43; Mason 3-41; Heap 3-26; Clayton 2-18; McGahee 2-13. PIT: Miller 3-62; Ward 3-55; Washington 3-21; Holmes 2-70, 1 TD; Sweed 2-20; Davis 1-20; Moore 1-9; Parker 1 (-2).

TEAM STATS

	Ravens	Steelers
First Downs	13 (5-6-2)	11 (1-9-1)
Third Downs	3-13 (23%)	7-18 (39%)
Fourth Downs	0-1 (0%)	0-0 (0%)
Total Net Yards	198	275
Plays-Avg.	58-3.4	65-4.2
Rushing Yards	73	52
Att.-Avg.	25-2.9	28-1.9
Passing Yards	125	223
Sacked by Opp.	30-13-3	33-16-0
Att.-Comp.-Int.	4-32	3-16
Punts-Avg.	7-40.9	7-37.7
Penalties	6-53	6-67
Fumbles-Lost	3-1	2-1
Time of Poss.	26:51	33:09



**Baltimore 24
Pittsburgh 31**



2010 AFC DIVISIONAL PLAYOFF (JAN. 15, 2011)

PITTSBURGH — Down 14 points at halftime, the Steelers rallied to score 24 second-half points to beat the Baltimore Ravens in the AFC Divisional Playoff Game. With the victory, Pittsburgh advanced to its 15th AFC Championship game since 1970 and for the fifth time since 2001.

The Steelers got off to a hot start as RB Rashard Mendenhall scored from one-yard out on the Steelers' first drive of the game. The Ravens responded with a 10-play drive that was capped off with a 14-yard touchdown run by RB Ray Rice.

The Ravens went up 14-7 when DE Cory Redding returned QB Ben Roethlisberger's fumble 13 yards for a touchdown. And following another Steelers' turnover, QB Joe Flacco found TE Todd Heap for a four-yard touchdown and a 21-7 Ravens' lead at halftime.

Early in the third quarter the Steelers defense forced turnovers on three consecutive Ravens' possessions. After a fumble by Rice, Roethlisberger found TE Heath Miller for a nine-yard score to cut the lead 21-14. S Ryan Clark then posted his first career postseason interception, picking off Flacco to set the Steelers up in Ravens' territory. Roethlisberger then found WR Hines Ward for an eight-yard touchdown and the game was tied 21-21. Roethlisberger finished the game with 226 yards passing with two touchdowns and no interceptions.

Another Ravens fumble led to K Shaun Suisham's 35-yard field goal, which gave the Steelers a 24-21 lead. But the Ravens tied the game on K Billy Cundiff's 24-yard field goal late in the fourth quarter. The Steelers took over with less than four minutes left in the game, and they faced a third-and-19 from their own 38-yard line. Roethlisberger found rookie WR Antonio Brown streaking down the sideline for a 58-yard completion to set up Mendenhall's game-winning one-yard touchdown run, his second of the game.

The Steelers defense limited the Ravens to just 126 yards, had five sacks, including three by LB James Harrison, and forced three turnovers.



**New York Jets 19
Pittsburgh 24**



2010 AFC CHAMPIONSHIP (JAN. 23, 2011)

PITTSBURGH — The Pittsburgh Steelers advanced to their eighth Super Bowl with a 24-19 victory over the New York Jets in the AFC Championship at Heinz Field. The eight trips to the Super Bowl are tied for the most in NFL history with the Dallas Cowboys, and the Steelers' eight wins in an AFC Championship Game are the most in conference history.

The Steelers grabbed a 7-0 lead on the opening drive of the game as RB Rashard Mendenhall capped off the 15-play drive with a one-yard rushing touchdown. Mendenhall finished with a game-high 121 yards rushing, which is the sixth-most in team postseason history.

K Shaun Suisham added to the Steelers' lead with his 20-yard field goal in the second quarter to make it 10-0, and with two minutes left in the half, QB Ben Roethlisberger scored on a two-yard touchdown run to give the Steelers a 17-0 lead. It was Roethlisberger's third career postseason rushing touchdown.

On the Jets' ensuing drive, CB Ike Taylor posted a sack and forced fumble, both career firsts in the postseason, and CB William Gay returned the fumble 19 yards to make it 24-0. It was Gay's first career postseason touchdown and the first defensive touchdown for Pittsburgh in the postseason since LB James Harrison's 100-yard interception return for touchdown in Super Bowl XLIII.

The Jets got on the board just prior to halftime when K Nick Folk connected from 42 yards out to trim the lead to 24-3. On the Jets' first drive of the second half, QB Mark Sanchez found WR Antonio Holmes for a 45-yard touchdown pass to cut the lead to 24-10. Following a goal-line stand by the Steelers' defense, Roethlisberger fumbled the first snap and was tackled in the end zone for a safety.

On the Jets' next drive, Sanchez found WR Jericho Cotchery for a four-yard touchdown to make it 24-19 with three minutes left in the game. The Steelers converted on two key third-downs on their ensuing drive, including the game-winning first down reception by WR Antonio Brown to seal their second AFC Championship in the last three seasons.

Tomlin joined Hall of Famer Joe Gibbs as the only head coaches to reach two Super Bowls in their first four seasons as a head coach.

GAME SUMMARY

	1	2	3	4	F
Ravens	14	7	0	3	24
STEELERS	7	0	14	10	31

GAME SUMMARY

	1	2	3	4	F
Jets	0	3	7	9	19
STEELERS	7	17	0	0	24

TEAM	Q	TIME	PLAY	DRIVE	SCORE
PIT	1	6:18	Mendenhall 1 run (Suisham kick)	10-80; 6:04	7-0
BAL	1	1:20	Rice 14 run (Cundiff kick)	10-69; 4:58	7-7
BAL	1	0:53	Redding 13 fumble return (Cundiff kick)	—; —	7-14
BAL	2	5:43	Heap 4 pass from Flacco (Cundiff kick)	6-16; 3:02	7-21
PIT	3	9:11	Miller 9 pass from Roethlisberger (Suisham kick)	2-23; 0:53	14-21
PIT	3	1:21	Ward 8 pass from Roethlisberger (Suisham kick)	4-25; 2:17	21-21
PIT	4	12:15	Suisham 35 FG	8-6; 3:49	24-21
BAL	4	3:54	Cundiff 24 FG	5-23; 2:01	24-24
PIT	4	1:33	Mendenhall 2 run (Suisham kick)	11-65; 2:21	31-24

TEAM	Q	TIME	PLAY	DRIVE	SCORE
PIT	1	5:54	Mendenhall 1 run (Suisham kick)	15-66; 9:06	7-0
PIT	2	6:51	Suisham 20 FG	8-60; 3:41	7-0
PIT	2	2:00	Roethlisberger 2 run (Suisham kick)	7-66; 3:57	17-0
PIT	2	1:13	Gay 19 fumble return (Suisham kick)	—; —	24-0
NYJ	2	0:09	Folk 42 FG	7-44; 1:04	24-3
NYJ	3	12:13	Holmes 45 pass from Sanchez (Folk kick)	5-90; 2:47	24-10
NYJ	4	7:38	Safety (Roethlisberger tackled in end zone)	—; —	24-12
NYJ	4	3:06	Cotchery 4 pass from Sanchez (Folk kick)	10-58; 4:32	24-19

INDIVIDUAL STATS	
RUSH	BAL: Rice 12-32, 1 TD; McGahee 4-4; Flacco 2-(-1).
	PIT: Mendenhall 20-46, 2 TD; Moore 2-12; Roethlisberger 6-11; Redman 1-4; Wallace 2-(-2).
	BAL: Flacco 30-16-1, 125, 1 TD.
PASS	PIT: Roethlisberger 32-19-0, 226, 2 TD.
	BAL: Rice 7-32; Heap 3-43, 1 TD; Houshmandzadeh 3-38; McGahee 2-14; Boldin 1-(-2).
REC	PIT: Miller 5-39, 1 TD; Sanders 4-54; Brown 3-75; Ward 3-25, 1 TD; Wallace 3-20; Mendenhall 1-13.

TEAM STATS		
	Ravens	Steelers
First Downs	12 (2-8-2)	21 (7-11-3)
Third Downs	5-12 (42%)	7-14 (50%)
Fourth Downs	0-1 (0%)	1-1 (100%)
Total Net Yards	126	263
Plays-Avg.	53-2.4	69-3.8
Rushing Yards	35	71
Att.-Avg.	18-1.9	31-2.3
Passing Yards	91	192
Sacked by Opp.	30-16-1	32-19-0
Att.-Comp.-Int.	6-34	5-34
Punts-Avg.	4-53.8	4-48.5
Penalties	6-74	9-93
Fumbles-Lost	2-2	2-2
Time of Poss.	25:32	34:28

INDIVIDUAL STATS	
RUSH	NYJ: Greene 9-52; Tomlinson 9-16; Sanchez 3-6; Cotchery 1-(-4).
	PIT: Mendenhall 27-121, 1 TD; Redman 4-27; Roethlisberger 11-21, 1 TD; Moore 1-(-3).
	NYJ: Sanchez 33-20-0, 233, 2 TD.
PASS	PIT: Roethlisberger 19-10-2, 133.
	NYJ: Keller 8-64; Cotchery 5-33, 1 TD; Edwards 3-50; Holmes 2-61, 1 TD; Smith 2-25.
REC	PIT: Miller 2-38; Mendenhall 2-32; Ward 2-14; Sanders 1-20; Brown 1-14; Moore 1-9; Wallace 1-6.

TEAM STATS		
	Jets	Steelers
First Downs	17 (2-12-3)	23 (10-9-4)
Third Downs	5-14 (36%)	6-11 (55%)
Fourth Downs	2-3 (67%)	0-1 (0%)
Total Net Yards	289	287
Plays-Avg.	57-5.1	64-4.5
Rushing Yards	70	166
Att.-Avg.	22-3.2	43-3.9
Passing Yards	219	121
Sacked by Opp.	33-20-0	19-10-2
Att.-Comp.-Int.	2-12	2-14
Punts-Avg.	4-36.5	1-38.0
Penalties	6-50	4-25
Fumbles-Lost	2-1	3-0
Time of Poss.	25:19	34:41



**Pittsburgh 23
Denver 29 (ot)**



2011 AFC WILD CARD (JAN. 8, 2012)

DENVER — QB Tim Tebow and WR Demaryius Thomas connected on an 80-yard touchdown on the first play in overtime to beat the Pittsburgh Steelers 29-23 in the AFC Wild Card Game. It was the fastest ending in NFL history for any overtime game.

The Steelers got off to a fast start, moving the football into Denver territory on their first two possessions. But they had to settle for two field goals. K Shaun Suisham connected on a 45-yarder to give the Steelers a 3-0 lead, and with less than a minute remaining in the first quarter, Suisham connected on a 38-yard field goal to put the Steelers up 6-0.

But the Broncos would score 20 unanswered points. Tebow found WR Eddie Royal for a 30-yard touchdown to give the Broncos a 7-6 lead. Tebow then scored on an eight-yard run less than three minutes later to give the Broncos a 14-6 lead. K Matt Prater connected on two field goals of 20 and 28 yards before halftime to give the Broncos a 20-6 lead going into the break.

The Steelers though would mount a comeback. WR Mike Wallace scored on a one-yard run midway through the third quarter to cut the lead 20-13. Prater added a 35-yard field goal to give the Broncos a 23-13 lead but the Steelers answered with another Suisham field goal.

Trailing 23-16, the Steelers defense forced RB Willis McGahee to fumble, giving QB Ben Roethlisberger a short field. Roethlisberger found WR Jerricho Cotchery for a 31-yard touchdown to tie the game 23-23.

The Steelers had a chance to win the game in regulation, but Roethlisberger was sacked on two of the team's final three plays, forcing overtime. After Suisham's kickoff sailed through the uprights, the Broncos took over at their own 20-yard line. Tebow threw the touchdown to Thomas on the very next play.

Despite the loss, the Steelers held each Bronco running back to less than 100 yards rushing. The Steelers have not allowed a single running back to rush for more than 100 yards in 18-consecutive postseason games, the longest current streak in the NFL.

GAME SUMMARY

	1	2	3	4	OT	F
STEELERS	6	0	7	10	0	23
Broncos	0	20	0	3	6	29

TEAM	Q	TIME	PLAY	DRIVE	SCORE
PIT	1	11:14	Suisham 45 FG	8-53; 3:46	3-0
PIT	1	0:23	Suisham 38 FG	12-47; 5:50	6-0
DEN	2	13:24	Royal 30 pass from Tebow (Prater kick)	5-80; 1:59	6-7
DEN	2	10:36	Tebow 8 run (Prater kick)	4-73; 2:18	6-14
DEN	2	7:30	Prater 20 FG	4-16; 1:44	6-17
DEN	2	1:05	Prater 28 FG	8-59; 4:04	6-20
PIT	3	4:29	Wallace 1 run (Suisham kick)	11-87; 5:56	13-20
DEN	4	13:10	Prater 35 FG	12-63; 6:19	13-23
PIT	4	9:59	Suisham 37 FG	7-61; 3:11	16-23
PIT	4	3:48	Cotchery 31 pass from Roethlisberger (Suisham kick) 7:55; 3:47	23-23	23-23
DEN	5	14:49	Thomas 80 pass from Tebow	1-80; 0:11	23-29

INDIVIDUAL STATS

RUSH	PIT: Redman 17-121; Brown 1-18; Roethlisberger 3-15; Clay 1-1; Wallace 1-1, 1 TD. DEN: McGahee 19-61; Tebow 10-50, 1 TD; Ball 4-11; Decker 1-9.
	PASS
PASS	PIT: Roethlisberger 40-22-1, 289, 1 TD. DEN: Tebow 21-10-0, 316, 2 TD.
REC	PIT: Sanders 6-81; Brown 5-70; Miller 5-60; Wallace 3-26; Redman 2-21; Cotchery 1-31, 1 TD. DEN: Thomas 4-204; 1 TD; Royal 3-49, 1 TD; Fells 2-57; Ball 1-6.

TEAM STATS

	Steelers	Broncos
First Downs	21 (9-11-1)	18 (6-9-3)
Third Downs	7-16 (44%)	3-10 (30%)
Fourth Downs	0-1 (0%)	0-0 (0%)
Total Net Yards	400	447
Plays-Avg.	68-5.9	55-8.1
Rushing Yards	156	131
Att.-Avg.	23-6.8	34-3.9
Passing Yards	289	316
Sacked by Opp.	0-0	5-45
Att.-Comp.-Int.	40-22-1	21-10-0
Punts-Avg.	4-46.0	4-41.0
Penalties	6-61	5-30
Fumbles-Lost	2-0	2-1
Time of Poss.	31:06	29:05



**Baltimore 30
Pittsburgh 17**



2014 AFC WILD CARD (JAN. 3, 2015)

PITTSBURGH — QB Joe Flacco's 21-yard touchdown pass to TE Crockett Gilmore midway through the fourth quarter sealed the victory for Baltimore in the AFC Wild Card Game at Heinz Field.

Pittsburgh moved the ball well in the first half but only managed to come away with three field goals by K Shaun Suisham (45, 22 and 47). Baltimore RB Bernard Pierce scored on a five-yard run and K Justin Tucker connected on a 28-yard field goal to give Baltimore its 10 points of the first half, and the Ravens led 10-9 at the break.

Tucker connected from 45 yards early in the third quarter to put Baltimore up 13-9. Flacco threw an 11-yard touchdown pass to WR Torrey Smith midway through the third quarter to give the Ravens a 20-9 advantage.

The Steelers got a splash play from their defense early in the fourth quarter when rookie DE Stephon Tuitt recovered a Ravens' fumble. QB Ben Roethlisberger then connected with WR Antonio Brown for a 44-yard gain and rookie WR Martavis Bryant for a six-yard touchdown to cut the lead to 20-15.

Baltimore responded with a 52-yard field goal by Tucker to increase the Ravens' lead to 23-15. On the Steelers' ensuing drive, Roethlisberger was picked off by LB Terrell Suggs. On Baltimore's next play, Flacco hit Gilmore for the game-deciding touchdown.

The Steelers tried to rally but Roethlisberger was picked off in the end zone. A blocked punt for a safety by S Shamarko Thomas cut the Ravens' lead to 30-17.

RB Le'Veon Bell, the team's MVP, wasn't able to suit up due to a knee injury.

GAME SUMMARY

	1	2	3	4	F
Ravens	0	10	10	10	30
STEELERS	3	6	0	8	17

TEAM	Q	TIME	PLAY	DRIVE	SCORE
PIT	1	1:29	Suisham 45 FG	9-33; 5:36	3-0
BAL	2	12:28	Pierce 5 run (Tucker kick)	8-80; 4:01	3-7
PIT	2	5:40	Suisham 22 FG	12-82; 6:48	6-7
BAL	2	2:41	Tucker 28 FG	10-70; 2:59	6-10
PIT	2	0:37	Suisham 47 FG	9-53; 2:04	9-10
BAL	3	10:06	Tucker 45 FG	9-57; 4:54	9-13
BAL	3	4:13	Smith 11 pass from Flacco (Tucker kick)	6-69; 3:25	9-20
PIT	4	11:01	Bryant 6 pass from Roethlisberger (Pass failed)	2-45; 0:50	15-20
BAL	4	8:47	Tucker 52 FG	7-29; 2:14	15-23
BAL	4	7:56	Gilmore 21 pass from Flacco (Tucker kick)	1-21; 0:07	15-30
PIT	4	1:56	Punt block by Thomas out of end zone for safety		17-30

INDIVIDUAL STATS

RUSH	BAL: Forsett 16-40; Flacco 8-8; Pierce 1-5, 1 TD. PIT: Harris 9-25; Tate 5-19; Roethlisberger 2-16; Bryant 1-6; Johnson 1-3; Archer 1(-1)..	
	PASS	BAL: Flacco 29-18-0, 259, 2 TD. PIT: Roethlisberger 45-31-2, 334, 1 TD; Gradkowski 3-2-0, 22.
		BAL: Smith Sr. 5-101; Daniels 4-70; T. Smith 2-28, 1 TD; Juszczyk 2-16; Gilmore 1-21, 1 TD; Brown 1-9; Forsett 1-7; Aiken 1-4; Jones 1-3. PIT: Brown 9-117; Miller 6-76; Wheaton 5-66; Bryant 5-61, 1 TD; Archer 3-15; Tate 2-9; Harris 2-6; Heyward-Bey 1-6.

TEAM STATS

	Ravens	Steelers
First Downs	19 (5-11-3)	22 (5-15-2)
Third Downs	4-11 (36%)	5-16 (31%)
Fourth Downs	1-1 (100%)	2-3 (67%)
Total Net Yards	299	387
Plays-Avg.	55-5.4	72-5.4
Rushing Yards	53	68
Att.-Avg.	25-2.1	19-3.6
Passing Yards	246	319
Sacked by Opp.	29-18-0	348-33-2
Att.-Comp.-Int.	5-37	1-13
Punts-Avg.	2-24.5	3-38.3
Penalties	2-14	8-114
Fumbles-Lost	2-1	2-1
Time of Poss.	23:43	35:17



**Pittsburgh 18
Cincinnati 16**



2015 AFC WILD CARD (JAN. 9, 2016)

CINCINNATI — K Chris Boswell connected on a game-winning 35-yard field goal with 14 seconds remaining in the game to beat the Bengals, 18-16, in the AFC Wild Card Game at Paul Brown Stadium.

Pittsburgh led 15-0 after three quarters, thanks to three Boswell field goals and a 10-yard touchdown pass from QB Ben Roethlisberger to WR Martavius Bryant.

The Steelers defense also forced three turnovers (one interception and two fumbles) in the first three quarters to help give Pittsburgh the 15-point advantage.

On the final play of the third quarter, Roethlisberger injured his shoulder, and he was taken to the locker room to be evaluated. On Cincinnati's ensuing possession, RB Jeremy Hill scored on a one-yard run to cut the lead to 15-7.

After a Steelers' punt, the Bengals marched into Steelers' territory where K Mike Nugent made a 36-yard field goal to cut Pittsburgh's lead to 15-10.

Shortly after the two-minute warning, Cincinnati took a 16-15 lead when QB AJ McCarron threw a 25-yard touchdown pass to WR A.J. Green. On Pittsburgh's ensuing drive, QB Landry Jones, filling in for Roethlisberger, was picked off by LB Vontaze Burfict.

LB Ryan Shazier though would force a fumble on Hill, which was recovered by CB Ross Cockrell, giving the Steelers one more chance. Roethlisberger came back into the game and led the team on a nine-play, 74-yard drive that was capped off by Boswell's game-winning 35-yarder.

GAME SUMMARY

	1	2	3	4	F
STEELERS	0	6	9	3	18
Bengals	0	0	0	16	16

TEAM	Q	TIME	PLAY	DRIVE	SCORE
PIT	2	2:27	Boswell 39 FG	6-20; 2:30	3-0
PIT	2	0:33	Boswell 30 FG	9-63; 1:16	6-0
PIT	3	10:09	Boswell 34 FG	5-47; 2:04	9-0
PIT	3	5:02	Bryant 10 pass from Roethlisberger (Pass failed)	6-82; 3:29	15-0
CIN	4	13:57	Hill 1 run (Nugent kick)	3-46; 0:50	15-7
CIN	4	5:12	Nugent 36 FG	13-70; 5:59	15-10
CIN	4	1:50	Green 25 pass from McCarron (Run failed)	7-45; 1:38	15-16
CIN	4	0:14	Boswell 35 FG	9-74; 1:09	18-16



**Pittsburgh 16
Denver 23**



2015 AFC DIVISIONAL PLAYOFF (JAN. 17, 2016)

DENVER — The Broncos beat the Steelers 23-16 in the 2015 AFC Divisional Playoff at Sports Authority Field at Mile High.

Denver K Brandon McManus connected on two first quarter field goals to give the Broncos an early 6-0 lead. Pittsburgh took a 7-6 lead late in the first quarter on RB Fitzgerald Toussaint's one-yard touchdown run.

K Chris Boswell made a 43-yard field goal early in the second quarter to extend the Steelers' lead to 10-6. McManus' 51-yard field goal as time expired in the first half cut Pittsburgh's lead to 10-9 at the break.

Teams exchanged field goals in the third quarter, and the Steelers led 13-12 heading into the final period. Pittsburgh traveled to Denver's 34-yard line early in the fourth quarter, but CB Bradley Roby forced a fumble on Toussaint that was recovered by DE DeMarcus Ware.

QB Peyton Manning then led Denver on a 13-play drive that was capped off by RB C.J. Anderson's one-yard run. After a successful two-point conversion, Denver led 20-13.

The Broncos held the Steelers on fourth down. McManus made a 45-yard field goal to extend Denver's lead to 23-13. Boswell made a 47-yard field goal with 19 seconds remaining in the game to cut the lead to 23-16 but Pittsburgh's outside kick attempt was recovered by Denver, ending the game.

GAME SUMMARY

	1	2	3	4	F
STEELERS	7	3	3	3	16
Broncos	6	3	3	11	23

TEAM	Q	TIME	PLAY	DRIVE	SCORE
DEN	1	11:21	McManus 28 FG	5-20; 1:57	0-3
DEN	1	3:40	McManus 41 FG	4-8; 1:26	0-6
PIT	1	1:22	Toussaint 1 run (Boswell kick)	5-80; 2:18	7-6
PIT	2	10:19	Boswell 43 FG	7-60; 3:53	10-6
DEN	2	0:00	McManus 51 FG	11-62; 3:14	10-9
PIT	3	9:32	Boswell 28 FG	8-69; 2:19	13-9
DEN	3	2:45	McManus 41 FG	7-30; 3:08	13-12
DEN	4	3:00	Anderson 1 run (Pass to Thomas)	13-65; 6:52	13-20
DEN	4	0:53	McManus 45 FG	4-3; 0:56	13-23
PIT	4	0:19	Boswell 47 FG	4-51; 0:34	16-23

INDIVIDUAL STATS

RUSH	PIT: Todman 11-65; Toussaint 17-58; Bryant 1-44.
	CIN: Hill 12-50, 1 TD; Bernard 6-28; McCarron 5-9; Burkhead 1-4.
	PIT: Roethlisberger 31-18-0, 229, 1 TD; Jones 5-2-1, 11.
PASS	CIN: McCarron 41-23-1, 212, 1 TD.
	PIT: Brown 7-119; Bryant 5-29, 1 TD; Toussaint 4-60; Wheaton 2-23; Miller 2-9.
REC	CIN: Green 5-71, 1 TD; Eifert 5-58; Jones 4-32; Hill 3-27; Sanu 3-17; Bernard 2-2; Burkhead 1-5.

TEAM STATS

	Steelers	Bengals
First Downs	21 (6-10-5)	19 (5-11-3)
Third Downs	2-13 (15%)	5-15 (33%)
Fourth Downs	1-1 (100%)	1-1 (100%)
Total Net Yards	369	279
Plays-Avg.	69-5.3	68-4.1
Rushing Yards	167	91
Att.-Avg.	29-5.8	24-3.8
Passing Yards	202	188
Sacked by Opp.	36-20-1	41-23-1
Att.-Comp.-Int.	3-24	4-38
Punts-Avg.	7-41.9	6-42.5
Penalties	10-142	8-79
Fumbles-Lost	2-1	5-3
Time of Poss.	30:37	29:23

INDIVIDUAL STATS

RUSH	PIT: Bryant 2-40; Toussaint 12-39, 1 TD; Todman 5-6.
	DEN: Anderson 15-72, 1 TD; Hillman 16-38; Manning 2(-1).
PASS	PIT: Roethlisberger 37-24-0, 339.
	PIT: Manning 37-21-0, 222.
REC	PIT: Bryant 9-154; Wheaton 5-30; Toussaint 3-2; Heyward-Bey 2-64; Coates 2-61; James 1-22; Miller 1-5; Spaeth 1-1.
	DEN: Sanders 5-85; Thomas 4-40; Fowler 2-35; Latimer 2-18; Green 2-14; Anderson 2-11; Daniels 2-10; Norwood 1-10; Caldwell 1(-1).

TEAM STATS

	Steelers	Broncos
First Downs	16 (4-10-2)	19 (6-12-1)
Third Downs	2-12 (17%)	3-15 (20%)
Fourth Downs	0-2 (0%)	0-1 (0%)
Total Net Yards	396	324
Plays-Avg.	59-6.7	71-4.6
Rushing Yards	85	109
Att.-Avg.	19-4.5	33-3.3
Passing Yards	311	215
Sacked by Opp.	37-24-0	37-21-0
Att.-Comp.-Int.	1-7	3-28
Punts-Avg.	6-39.7	6-47.0
Penalties	5-38	4-49
Fumbles-Lost	2-1	1-0
Time of Poss.	28:27	31:33



Miami 12
Pittsburgh 30



2016 AFC WILD CARD (JAN. 8, 2017)

PITTSBURGH — RB Le'Veon Bell set the team's single-game postseason rushing record as he recorded 167 yards, helping lift the Steelers to a 30-12 victory over the Miami Dolphins in the AFC Wild Card Game.

Pittsburgh raced to an early lead thanks to two touchdown passes from QB Ben Roethlisberger to WR Antonio Brown. The two connected on a 50-yard score and then on a 62-yard score to give the Steelers a 14-0 lead midway through the first quarter. K Dustin Franks got the Dolphins on the board late in the first quarter.

Early in the second quarter, Bell scored on a one-yard run to give Pittsburgh a 20-3 lead. Franks made a 47-yard field goal late in the second quarter, and the Steelers led 20-6 at the break.

The Steelers scored 10 points in the third quarter to seal the victory. K Chris Boswell made a 34-yard field goal, and Bell scored his second rushing touchdown of the game to make it 30-6. Miami got a late touchdown on QB Mat Moore's four-yard touchdown to RB Damien Williams.

Pittsburgh's defense forced three turnovers and recorded 5.0 sacks, which are tied for the most sacks in team history in a single game since sacks became an official statistic in 1982.

GAME SUMMARY

	1	2	3	4	F
Dolphins	3	3	0	6	12
STEELERS	14	6	10	0	30

TEAM Q TIME PLAY

TEAM	Q	TIME	PLAY	DRIVE	SCORE
PIT	1	12:15	Brown 50 pass from Roethlisberger (Boswell kick)	5-85; 2:45	7-0
PIT	1	6:50	Brown 62 pass from Roethlisberger (Boswell kick)	6-90; 3:10	14-0
MIA	1	3:06	Franks 38 FG	7-39; 3:44	14-3
PIT	2	12:39	Bell 1 run (Missed PAT)	10-83; 5:27	20-3
MIA	2	4:52	Franks 47 FG	12-39; 7:47	20-6
PIT	3	6:32	Boswell 34 FG	8-43; 4:16	23-6
PIT	3	2:05	Bell 8 run (Boswell kick)	7-25; 4:18	30-6
MIA	4	5:57	Williams 4 pass from Moore (Pass failed)	9-70; 4:20	30-12

INDIVIDUAL STATS

	INDIVIDUAL STATS
RUSH	MIA: Ajayi 16-33; Williams 3-14; Thomas 1-3; Moore 1-2. PIT: Bell 29-167, 2 TD; Roethlisberger 4-10; D. Williams 2-2.
	MIA: Moore 36-29-1, 289, 1 TD. PIT: Roethlisberger 18-13-2, 197, 2 TD.
PASS	MIA: Landry 11-102; Stills 5-82; Sims 5-34; Parker 4-55; Ajayi 3-12; Williams 1-4, 1 TD. PIT: Brown 5-124, 2 TD; Ayers 2-21; Bell 2-7; Rogers 1-19; Heyward-Bey 1-10; Hamilton 1-10; James 1-6.

TEAM STATS

	Dolphins	Steelers
First Downs	18 (1-16-1)	19 (9-7-3)
Third Downs	6-14 (43%)	4-9 (44%)
Fourth Downs	2-4 (50%)	0-0 (0%)
Total Net Yards	305	367
Plays-Avg.	62-4.9	54-6.8
Rushing Yards	52	179
Att.-Avg.	21-2.5	35-5.1
Passing Yards	253	188
Sacked by Opp.	36-29-1	18-13-2
Att.-Comp.-Int.	1-9	5-36
Punts-Avg.	2-51.0	2-39.5
Penalties	6-64	6-60
Fumbles-Lost	3-2	0-0
Time of Poss.	32:02	27:58



Pittsburgh 18
Kansas City 16



2016 AFC DIVISIONAL PLAYOFF (JAN. 15, 2017)

KANSAS CITY — K Chris Boswell made an NFL single-game postseason record six field goals, and RB Le'Veon Bell set the team's single postseason game rushing record, recording 170 yards, as they helped lift the Steelers to an 18-16 victory over the Kansas City Chiefs at Arrowhead Stadium.

Boswell's 22-yard field goal gave Pittsburgh the early 3-0 lead. Kansas City took its only lead of the game on QB Alex Smith's five yard touchdown pass to WR Albert Wilson.

Boswell made three field goals, 38 yards, 36 yards and 45 yards, to give Pittsburgh a 12-7 lead at halftime. Boswell's 43-yard field goal early in the third quarter increased Pittsburgh's lead to 15-7.

K Cairo Santos connected on a 43-yard field goal late in the third quarter to cut the Steelers' lead to 15-10. Boswell's final field goal of the game gave the Steelers an eight-point advantage, 18-10, early in the fourth quarter.

With less than three minutes remaining in the game, Chiefs' RB Spencer Ware scored on a one-yard run. Pittsburgh's defense stopped the Chiefs' two point try.

QB Ben Roethlisberger's first-down completion to WR Antonio Brown after the two-minute warning, sealed the victory for Pittsburgh.

GAME SUMMARY

	1	2	3	4	F
STEELERS	6	6	3	3	18
Kansas City	7	0	3	6	16

TEAM Q TIME PLAY

TEAM	Q	TIME	PLAY	DRIVE	SCORE
PIT	1	9:38	Boswell 22 FG	11-66; 5:22	3-0
KC	1	6:09	Wilson 5 pass from Smith (Santos kick)	6-55; 3:29	3-7
PIT	1	3:51	Boswell 38 FG	7-55; 2:18	6-7
PIT	2	9:18	Boswell 36 FG	14-53; 6:30	9-7
PIT	2	0:55	Boswell 45 FG	9-28; 4:08	12-7
PIT	3	10:06	Boswell 43 FG	7-49; 3:42	15-7
KC	3	0:10	Santos 48 FG	7-16; 2:50	15-10
PIT	4	9:49	Boswell 43 FG	10-45; 5:21	18-10
KC	4	2:43	Ware 1 run (Pass failed)	13-75; 7:06	18-16

INDIVIDUAL STATS

	INDIVIDUAL STATS
RUSH	PIT: Bell 30-170; Roethlisberger 4-1. KC: Ware 8-35, 1 TD; Hill 3-18; Smith 2-9; West 1-(-1).
	PIT: Roethlisberger 30-21-1, 224. KC: Smith 34-20-1, 172, 1 TD.
PASS	PIT: Brown 6-108; James 5-83; Rogers 5-27; Bell 2-(-4); Ayers 1-6; Hamilton 1-4. KC: Kelce 5-77; Hill 4-77; Maclin 2-28; Conley 2-19; West 2-14; Wilson 2-3, 1 TD; Ware 2-1; Sherman 1-3.

TEAM STATS

	Steelers	Chiefs
First Downs	20 (10-10-0)	16 (4-9-3)
Third Downs	7-15 (47%)	2-9 (22%)
Fourth Downs	0-0 (0%)	2-2 (0%)
Total Net Yards	389	227
Plays-Avg.	66-5.9	49-4.6
Rushing Yards	171	61
Att.-Avg.	34-5.0	14-4.4
Passing Yards	218	166
Sacked by Opp.	31-20-1	34-20-1
Att.-Comp.-Int.	1-6	1-6
Punts-Avg.	1-35.0	4-45.8
Penalties	4-53	6-60
Fumbles-Lost	0-0	1-1
Time of Poss.	34:13	25:47



**Pittsburgh 17
New England 26**



2016 AFC CHAMPIONSHIP (JAN. 22, 2017)

FOXBOROUGH — QB Tom Brady threw for 384 yards with three touchdowns to help lift the Patriots to a 36-17 victory over the Steelers in the AFC Championship Game.

New England led 10-0 at the end of the first quarter. K Stephen Gostkowski made a 31-yard field goal on the Patriots' opening drive, and Brady threw a 16-yard touchdown to WR Chris Hogan.

Early in the second quarter, RB DeAngelo Williams scored on a five-yard run to cut the lead to 10-6. But it would be the closest Pittsburgh would get the rest of the game.

Midway through the second quarter, Brady connected with Hogan again, this time for a 34-yard touchdown. K Chris Boswell made a 23-yard field goal late in the second quarter. New England led 17-9 at halftime.

The Patriots scored 19 unanswered points to put the game out of reach. Gostkowski made a 47-yard field goal. RB LeGarrette Blount scored on a one-yard run. Brady threw a 10-yard touchdown pass to WR Julian Edelman. And Gostkowski connected on a 26-yard field goal.

Pittsburgh's final points of the game came on a 30-yard touchdown pass from QB Ben Roethlisberger to WR Cobi Hamilton.

GAME SUMMARY

	1	2	3	4	F
STEELERS	0	9	0	8	17
Patriots	10	7	16	3	36

TEAM	Q	TIME	PLAY	DRIVE	SCORE
NE	1	13:08	Gostkowski 31 FG	6-62; 1:52	0-3
NE	1	2:47	Hogan 16 pass from Brady (Gostkowski kick)	11-80; 4:36	0-10
PIT	2	11:31	Williams 5 run (Kick failed)	13-84; 6:16	6-10
NE	2	7:43	Hogan 34 pass from Brady (Gostkowski kick)	9-82; 3:48	9-17
PIT	2	1:39	Boswell 23 FG	15-70; 6:04	9-17
NE	3	9:59	Gostkowski 47 FG	9-55; 3:11	9-20
NE	3	2:44	Blount 1 run (Gostkowski kick)	8-88; 3:52	9-27
NE	3	1:35	Edelman 10 pass from Brady (Kick failed)	4-28; 1:01	9-33
NE	4	6:24	Gostkowski 26 FG	8-24; 3:50	9-36
PIT	4	3:36	Hamilton 30 pass from Roethlisberger (Pass to Williams)	9-75; 2:48	17-36

INDIVIDUAL STATS

RUSH	PIT: D. Williams 14-34, 1 TD; Bell 6-20.
	NE: Blount 16-47, 1 TD; Lewis 6-11; White 1-0; Brady 4-(-1).
	PASS
PIT: Roethlisberger 47-31-1, 314, 1 TD.	
NE: Brady 42-32-0, 384, 3 TD.	
PIT: Brown 7-77; Rogers 7-66; D. Williams 7-51; James 5-48; Hamilton 2-37, 1 TD; Coates 2-34; Johnson 1-1.	
NE: Hogan 9-180, 2 TD; Edelman 8-118, 1 TD; Bennett 5-32; White 3-8; Amendola 2-12; Lewis 2-8; Develin 1-13; Blount 1-8; Mitchell 1-5.	

TEAM STATS

	Steelers	Patriots
First Downs	22 (3-18-1)	26 (8-17-1)
Third Downs	9-15 (60%)	11-17 (65%)
Fourth Downs	0-1 (0%)	0-0 (0%)
Punts-Avg.	368	431
Total Net Yards	368	431
Plays-Avg.	67-5.5	71-6.1
Rushing Yards	54	57
Att.-Avg.	20-2.7	27-2.1
Passing Yards	314	374
Sacked by Opp.	47-31-1	42-32-0
Att.-Comp.-Int.	2-10	0-0
Punts-Avg.	4-38.5	2-48.5
Penalties	3-19	2-10
Fumbles-Lost	1-1	0-0
Time of Poss.	28:34	31:26

INDIVIDUAL STATS

RUSH	JAX: Fournette 25-109, 3 TD; Bortles 5-35; Yeldon 5-20, TD.
	PIT: Bell 16-67, TD; Roethlisberger 2-16.
	PASS
JAX: Bortles 24-14-0, 214, TD.	
PIT: Roethlisberger 58-37-1, 469, 5 TD.	
JAX: Yeldon 3-57; Lee 3-28; Fournette 2-10; Cole 1-45; Koyack 1-21; O'Shaughnessy 1-19; Bohanon 1-14, TD; Hurns 1-12; Westbrook 1-8.	
PIT: McDonald 10-112; Bell 9-88, TD; Brown 7-132, 2 TD; Smith-Schuster 3-5, TD; Bryant 2-78, TD; James 1-12.	

TEAM STATS

	Jaguars	Steelers
First Downs	22 (9-12-1)	28 (4-23-1)
Third Downs	8-14 (57%)	7-16 (44%)
Fourth Downs	1-1 (100%)	4-6 (67%)
Total Net Yards	378	545
Plays-Avg.	61-6.2	78-7.0
Rushing Yards	164	83
Att.-Avg.	35-4.7	18-4.6
Passing Yards	212	462
Sacked by Opp.	58-37-1	34-20-1
Att.-Comp.-Int.	2/7	0/0
Punts-Avg.	4-32.8	2-39.5
Penalties	3-40	4-25
Fumbles-Lost	1-0	1-1
Time of Poss.	28:50	31:10



**Jacksonville 45
Pittsburgh 42**



2017 AFC DIVISIONAL PLAYOFF (JAN. 14, 2018)

PITTSBURGH — The Steelers were unable to overcome a 21-point deficit in their 45-42 AFC Divisional Playoff loss to the Jacksonville Jaguars at Heinz Field.

Three straight rushing touchdowns gave Jacksonville a 21-0 lead early in the second quarter.

Pittsburgh rallied with a 23-yard touchdown pass from QB Ben Roethlisberger to WR Antonio Brown, but a Steelers' fumble recovered by Jacksonville and returned for a touchdown on the following Pittsburgh drive allowed the Jaguars to maintain their 21-point lead.

The Steelers responded with 14 straight points off of Roethlisberger touchdown passes, first to WR Martavis Bryant, then to RB Le'Veon Bell.

Each team added seven more points early in the fourth quarter, Jacksonville with a touchdown run from RB Leonard Fournette and Pittsburgh with a second touchdown reception from Brown.

With less than five minutes remaining, Jaguars QB Blake Bortles connected with FB Tommy Bohanon on a 14-yard touchdown pass. The Steelers cut their deficit back to seven with an 8-yard touchdown run by Bell.

With just 1:45 remaining, Jacksonville K Josh Lambo converted a 45-yard field goal that increased the score to 45-42.

Roethlisberger recorded his fifth touchdown pass of the day, finding WR JuJu Smith-Schuster in the end zone for a 4-yard score, but the Steelers came up short as time expired.

GAME SUMMARY

	1	2	3	4	F
Jaguars	14	14	0	17	45
STEELERS	0	14	7	21	42

TEAM	Q	TIME	PLAY	DRIVE	SCORE
JAX	1	10:40	Fournette 1 run (Lambo kick)	8-66; 4:20	7-0
JAX	1	5:26	Fournette 18 run (Lambo kick)	1-18; 0:05	14-0
JAX	2	11:31	Yeldon 4 run (Lambo kick)	11-75; 4:36	21-0
PIT	2	8:20	Brown 23 pass from Roethlisberger (Boswell kick)	6-64; 3:11	21-7
JAX	2	2:20	Smith 50 fumble return (Lambo kick)	---	28-7
PIT	2	0:25	Bryant 36 pass from Roethlisberger (Boswell kick)	7-51; 1:55	28-14
PIT	3	9:09	Bell 19 pass from Roethlisberger (Boswell kick)	10-77; 5:51	28-21
JAX	4	10:34	Fournette 3 run (Lambo kick)	5-61; 2:10	35-21
PIT	4	9:05	Brown 43 pass from Roethlisberger (Boswell kick)	5-75; 1:29	35-28
JAX	4	4:19	Bohanon 14 pass from Bortles (Lambo kick)	8-75; 4:46	42-28
PIT	4	2:18	Bell 8 run (Boswell kick)	12-75; 2:01	42-35
JAX	4	1:45	Lambo 45 FG	4-9; 0:33	45-35
PIT	4	0:01	Smith-Schuster 4 pass from Roethlisberger (Boswell kick)	10-75; 1:44	45-42



Cleveland 48
Pittsburgh 37



2020 AFC WILD CARD (JAN. 3, 2021)

PITTSBURGH — The Cleveland Browns established a 28-0 first quarter lead en route to a 48-37 victory on Sunday night at Heinz Field in an AFC Wild Card round contest.

Browns quarterback Baker Mayfield wasn't sacked and Cleveland didn't turn the ball over.

The Browns scored two rushing touchdowns and three through the air, including a pair of 40-yard, catch-and-run touchdowns.

The Browns put the exclamation on their first postseason victory over the Steelers in three tries when Roethlisberger was intercepted for the fourth time with 3:16 remaining in the game and Cleveland ahead by 16, at 45-29.

Kicker Cody Parkey's 37-yard field goal with 2:51 to play in regulation made it 48-29 Cleveland.

Roethlisberger went over 500 yards passing with a 7-yard touchdown pass to wide receiver Chase Claypool with 1:09 left in the fourth quarter. A two-point conversion pass to running back James Conner succeeded and established the final margin.

Roethlisberger finished 47-for-68 passing for 501 yards.

The Steelers started the regular season 11-0 but finished at 12-4 and failed to win a playoff game for the fourth consecutive season.

The Steelers trailed by 25 at halftime, at 35-10, but tried to crawl back into the game with consecutive touchdown drives on their first two possessions of the third quarter.

GAME SUMMARY

	1	2	3	4	F
Browns	28	7	0	13	48
STEELERS	0	10	13	14	37

TEAM Q TIME PLAY

	DRIVE	SCORE
CLE 1 14:46	Joseph fumble recovery in end zone (Parkey kick)	-- 7-0
CLE 1 9:46	Landry 40 pass from Mayfield (Parkey kick)	3-46, 0:58 14-0
CLE 1 4:40	Hunt 11 run (Parkey kick)	6-65, 3:00 21-0
CLE 1 1:56	Hunt 8 run (Parkey kick)	3-15, 1:22 28-0
PIT 2 1:44	Conner 1 run (Boswell kick)	13-89, 5:36 28-7
CLE 2 0:34	Hooper 7 pass from Mayfield (Parkey kick)	9-64, 1:10 35-7
PIT 2 0:00	Boswell 49 FG	5-37, 0:34 35-10
PIT 3 7:22	Ebron 17 pass from Roethlisberger (pass failed)	8-84, 3:45 35-16
PIT 3 2:57	Smith-Schuster 5 pass from Roethlisberger (Boswell kick)	12-68, 3:25 35-23
CLE 4 12:32	Chubb 40 pass from Mayfield (Parkey kick)	6-80, 2:20 42-23
PIT 4 11:08	Claypool 29 pass from Roethlisberger (pass failed)	4-76, 1:24 42-29
CLE 4 4:28	Parkey 24 FG	13-59, 6:40 45-29
CLE 4 2:51	Parkey 37 FG	4-6, 0:25 48-29
PIT 4 1:09	Claypool 7 pass from Roethlisberger (Pass to Conner pass)	8-77, 1:42 48-37

INDIVIDUAL STATS

RUSH	CLE: Chubb 18-76; Hunt 8-48 2 TD; Mayfield 5-3.
	PIT: Conner 11-37 TD; Snell 2-13; Wyatt 2-2; Roethlisberger 1-0.
PASS	CLE: Mayfield 34-21-0, 263, 3 TD.
	PIT: Roethlisberger 68-447-4, 501, 4 TD.
REC	CLE: Hooper 7-46 TD; Landry 5-92 TD; Chubb 4-69 TD; Higgins 2-28; Hunt 1-13; Peoples-Jones 1-8; Njoku 1-7.
	PIT: Smith-Schuster 13-157 TD; Johnson 11-117; Ebron 7-62 TD; Washington 5-72; Claypool 5-59, 2 TD; Conner 5-30; Snell 1-4.

TEAM STATS

	Browns	Steelers
First Downs	20 (8-12-0)	34 (5-29-0)
Third Downs	6-14 (43%)	8-15 (53%)
Fourth Downs	1-1 (100%)	3-3 (100%)
Total Net Yards	390	553
Plays-Avg.	65-6.0	84-6.6
Rushing Yards	127	52
Att.-Avg.	31-4.1	16-3.3
Passing Yards	263	501
Sacked by Opp.	34-21-0	68-47-4
Att.-Comp.-Int.	0/0	0/0
Punts-Avg.	5-39.6	3-41.7
Penalties	3-20	4-25
Fumbles-Lost	0-0	1-1
Time of Poss.	27:14	32:46



Kansas City Chiefs 42
Pittsburgh 21



2021 AFC WILD CARD (JAN. 16, 2022)

KANSAS CITY — The Chiefs were going nowhere on offense against Pittsburgh early Sunday night, so coach Andy Reid had wide receiver Mecole Hardman take a shotgun snap and hand off to running back Darrel Williams on a trick play.

Their exchange hit the ground, T.J. Watt picked it up and returned the fumble for a touchdown.

It was precisely the kind of play that should have energized the heavy underdogs, playing in a tough environment on the road, but it wound up doing something else entirely: It ticked off Chiefs quarterback Patrick Mahomes.

He proceeded to throw for 404 yards and five scores, leading Kansas City to the end zone on six straight possessions after the turnover, and the Chiefs cruised through the second half for a 42-21 wild-card victory.

Byron Pringle caught touchdown passes from both Mahomes and Kelce, and Jerick McKinnon and Tyreek Hill also had scoring catches, while the Chiefs (13-5) shut down the retiring Ben Roethlisberger and the Steelers offense.

Roethlisberger was 29 of 44 for 215 yards with two TD passes, providing the coda to a career that includes six Pro Bowl trips and two Super Bowl wins.

GAME SUMMARY

	1	2	3	4	F
STEELERS	0	7	7	7	21
Chiefs	0	21	14	7	42

TEAM Q TIME PLAY

	DRIVE	SCORE
PIT 2 10:41	Watt 26 fumble return (Boswell kick)	-- 7-0
KC 2 5:45	McKinnon 4 pass from Mahomes (Butker kick)	8-76, 4:56 7-7
KC 2 1:55	Pringle 12 pass from Mahomes (Butker kick)	7-74, 2:43 7-14
KC 2 0:13	Kelce 48 pass from Mahomes (Butker kick)	6-80, 0:39 7-21
KC 3 10:13	Allegretti 1 pass from Mahomes (Butker kick)	9-68, 4:47 7-28
KC 3 9:14	Hill 31 pass from Mahomes (Butker kick)	2-29, 0:42 7-35
PIT 3 4:10	Johnson 13 pass from Roethlisberger (Boswell kick)	10-75, 5:04 14-35
KC 4 14:13	Pringle 2 pass from Kelce (Butker kick)	9-75, 4:57 14-42
PIT 4 7:36	Washington 15 pass from Roethlisberger (Boswell kick)	15-75, 6:37 21-42

INDIVIDUAL STATS

RUSH	PIT: Harris 12-29; Snell 2-15; Ballage 4-31; Roethlisberger 2-(-1).
	KC: McKinnon 12-61; Mahomes 3-29; Hardman 2-6; Williams 1-4; Gore 3-3; Burton 1-3.
	PIT: Roethlisberger 44-29-0, 215, 2 TD.
PASS	KC: Mahomes 39-30-1, 404, 5 TD; Kelce 1-1-0, 2, 1 TD.
	PIT: Johnson 5-34 TD; Smith-Schuster 5-26; Gentry 4-33; Freiermuth 4-25; Claypool 3-25; Washington 2-37 TD; McCloud 2-20; Snell 2-16; Harris 2-(-1).
REC	KC: McKinnon 6-81 TD; Kelce 5-108 TD; Hill 5-57 TD; Pringle 5-37 2 TD; Robinson 4-76; Hardman 4-43; Bell 1-3; Allegretti 1-1 TD.

TEAM STATS

	Steelers	Chiefs
First Downs	19 (3-15-1)	26 (6-19-1)
Third Downs	7-16 (44%)	8-12 (67%)
Fourth Downs	2-2 (100%)	0-0 (0%)
Total Net Yards	257	478
Plays-Avg.	66-3.9	65-7.4
Rushing Yards	56	106
Att.-Avg.	20-2.8	22-4.8
Passing Yards	201	372
Sacked by Opp.	44-29-0	40-31-1
Att.-Comp.-Int.	3/34	2/14
Punts-Avg.	7-49.7	4-34.5
Penalties	4-45	3-25
Fumbles-Lost	2-1	2-1
Time of Poss.	30:00	30:00



Buffalo 31
Pittsburgh 17



2023 AFC WILD CARD (JAN. 15, 2024)

ORCHARD PARK — Oftentimes in big games on the road, you have to weather the storm early, keep things close and try to win the game late.

But make some mistakes early, and it will cost you dearly.

That's what happened to the Steelers, as they turned the ball over twice early in the game and fell behind 21-0, only to storm back and make a game of it.

Unfortunately for the Steelers, the Bills have Josh Allen as their quarterback. And Allen proved too difficult to make a comeback against as he threw three TD passes and ran for another as Buffalo came away with a 31-17 victory over the Steelers in an AFC Super Wild Card playoff game here at Highmark Stadium.

The win sends the second-seeded Bills to the Divisional Round of the playoffs. They'll host the Chiefs next Saturday.

The Steelers see their season end at 10-8.

With heavy snowfall hitting the Buffalo area Saturday night into Sunday, the game was pushed back from its originally scheduled start time. Even with the extra day, the stands at Highmark Stadium were filled with snow at kickoff.

But the weather, which remained chilly — the temperature was 12 degrees at kickoff — didn't seem to affect Allen. He completed 21 of 30 passes for 203 yards and three TDs, while also running eight times for 74 yards and another score.

Rudolph, meanwhile, completed 22 of 39 passes for 229 yards and two TDs with one interception.

GAME SUMMARY

	1	2	3	4	F
STEELERS	0	7	3	7	17
Bills	14	7	3	7	31

TEAM	Q	TIME	PLAY	DRIVE	SCORE
BUF	1	7:02	Knox 9 pass from Allen (Bass kick)	10-80, 5:33	0-7
BUF	1	4:10	Kincaid 29 pass from Allen (Bass kick)	1-29, 0:05	0-14
BUF	2	7:01	Allen 52 run (Bass kick)	8-80, 3:51	0-21
PIT	2	1:39	Johnson 10 pass from Rudolph (Boswell kick)	5-33, 0:35	7-21
PIT	3	8:50	Boswell 40 FG	9-38, 4:34	10-21
BUF	3	1:32	Bass 45 FG	14-48, 7:18	10-24
PIT	4	10:32	Austin 7 pass from Rudolph (Boswell kick)	12-75, 6:00	17-24
BUF	4	6:27	Shakir 17 pass from Allen (Bass kick)	7-70, 4:05	17-31

INDIVIDUAL STATS

RUSH	PIT: Warren 8-38; Harris 12-37; Rudolph 2-16; Pickens 1-15. BUF: Cook 18-79; Allen 8-74 TD; Johnson 8-26.
	PIT: Rudolph 39-22-1, 229, 2 TD. BUF: Allen 30-21-0, 203, 3 TD.
PASS	PIT: Freiermuth 5-76; Pickens 5-50; Johnson 4-48 TD; Warren 2-16; Harris 2-15; Robinson 2-12; Austin 1-7 TD; Co. Heyward 1-5. BUF: Kincaid 3-59 TD; Diggs 7-52; Harty 1-34; Shakir 3-31 TD; Murray 2-13; Knox 1-9 TD; Cook 4-5.

TEAM STATS

	Bills	Steelers
First Downs	24 (11-11-2)	22 (6-14-2)
Third Downs	5-12 (41.7%)	5-11 (45.5%)
Fourth Downs	1-1 (100%)	0-1 (0.0%)
Total Net Yards	368	324
Plays-Avg.	66-5.6	63-5.1
Rushing Yards	179	106
Att.-Avg.	34-5.3	23-4.6
Passing Yards	189	218
Sacked by Opp.	2.0/14	1.0/11
Att.-Comp.-Int.	30-21-0	39-22-1
Punts-Avg.	3-48.0	4-38.5
Penalties	2-24	6-50
Fumbles-Lost	0-0	2-1
Time of Poss.	33:19	26:41



Pittsburgh 16
Minnesota 6



SUPER BOWL IX (JAN. 12, 1975)

NEW ORLEANS —The Steelers made their first appearance in the Super Bowl and captured their first NFL Championship with a 16-6 victory.

The veteran Vikings, meanwhile, had been to the Super Bowl twice before. The Vikings had a savvy leader in quarterback Fran Tarkenton. The Steelers had a strong defense but their quarterback, Terry Bradshaw, was unproven.

The first half was dominated by both defenses. Pittsburgh concentrated on the middle of the Minnesota defensive line. One defensive tackle, Ernie Holmes, played over Vikings' center Mick Tingelhoff, while the other tackle, Joe Greene, lined up at an angle pointed directly at Tingelhoff. Holmes sometimes took on the Vikings' center directly, allowing Greene to knife through and pursue Tarkenton. At other times, Greene would smash into Tingelhoff while Holmes looped behind him.

The only score in the first half was a safety registered by the Pittsburgh Steelers. Fran Tarkenton fumbled a handoff to Dave Osborn, scrambled to recover the ball in the end zone, and was downed by Pittsburgh defensive end Dwight White.

Leading 2-0, Pittsburgh kicked to Minnesota to open the second half and the Vikings' Bill Brown fumbled and Marv Kellum recovered for Pittsburgh at the Minnesota 30. The Steelers took four plays to go the distance, with Franco Harris taking the ball in from the 9.

Harris was named game MVP. He ran for 158 yards on 34 tries, both new highs for the Super Bowl, and Rocky Bleier added 65 yards on 17 carries. Minnesota, meanwhile, managed only 17 yards rushing.

Denied on the ground, the Vikings weren't much better in the air. Tarkenton, under constant pressure from Greene, Holmes, White, and L.C. Greenwood, completed only 11-of-26 attempts for 102 yards—an average of fewer than four yards per pass.

Despite their dominance, Pittsburgh's 9-0 lead was far from safe, and it narrowed to 9-6 in the final quarter when Matt Blair blocked Bobby Walden's punt, and Terry Brown recovered in the end zone.

After that touchdown, Pittsburgh put the game on ice with a drive that began on its 34. The big play of the drive was a 30-yard toss from Bradshaw to Larry Brown, who later scored the final TD.

Soon after the ensuing kickoff, Pittsburgh's Mike Wagner intercepted a Tarkenton pass, and the Steelers held possession until the game was nearly over.



The Steelers celebrate their safety against Vikings' quarterback Fran Tarkenton in Super Bowl IX.

GAME SUMMARY

	1	2	3	4	F
STEELERS	0	2	7	7	16
Vikings	0	0	0	6	6

TEAM	Q	PLAY	SCORE
PIT	2	Safety (White downed Tarkenton in end zone)	— 2-0
PIT	3	Harris 9 run (Gerela kick)	4-30, 1:24 9-0
MIN	4	Brown Recovered blocked punt (kick failed)	— 9-6
PIT	4	Brown 4 pass from Bradshaw (Gerela kick)	11-66, 6:47 16-6

INDIVIDUAL STATS

PIT: Harris 34-158, 1 TD; Bleier 17-65; Bradshaw 5-33; Swann
RUSH 1-(-7). MIN: Foreman 12-18; Tarkenton 1-0; Osborn 8-(-1).
PIT: Bradshaw 14-9-0, 96, 1 TD. MIN: Tarkenton 26-11-3, 102.
PASS
PIT: Brown 3-49, 1 TD; Stallworth 3-24; Bleier 2-11; Lewis 1-12. MIN: Foreman 5-50; Voigt 2-31; Osborn 2-7; Gilliam 1-16; Reed 1-9.

TEAM STATS

	Steelers	Vikings
First Downs	17 (11-5-1)	9 (2-5-2)
Third Downs	7-18	5-12
Fourth Downs	0-0 (0%)	0-0 (0%)
Total Net Yards	333	119
Plays-Avg.	73-4.6	47-2.5
Rushing Yards	249	17
Att.-Avg.	57-4.4	21-0.8
Passing Yards	84	102
Sacked by Opp.	2-12	0-0
Att.-Comp.-Int.	14-9-0	26-11-3
Punts-Avg.	7-34.7	6-37.2
Penalties	8-122	4-18
Fumbles-Lost	4-2	3-2
Time of Poss.	30:36	29:24



Pittsburgh 21
Dallas 17



SUPER BOWL X (JAN. 18, 1976)

MIAMI—What were, at the time, the two most popular teams in the NFL met in Super Bowl X, and the contrast between their styles was as great as the hue of their jerseys.

The glitzy, white-clad Dallas Cowboys—“America’s Team”—combined a high-tech offense and a state-of-the-art Flex Defense to put on a dazzling show each Sunday. They were easy to like, and for once, they even had something of an underdog aura, having reached the Super Bowl as a Wild Card team. The black-clad Pittsburgh Steelers, out to defend their Super Bowl victory of the year before, lived by a Steel-hard defense occasionally spelled by a grind-it-out running attack that would have been at home in the NFL of the 1930s.

The Cowboys struck first when Roger Staubach zeroed in on Drew Pearson for a 29-yard touchdown pass.

Before the end of the quarter, Pittsburgh evened the score on a seven-yard pass from Terry Bradshaw to tight end Randy Grossman. Setting up the score was a 32-yard pass to Lynn Swann, whose health was questionable because of a concussion he had suffered in the AFC Championship Game. Swann outleaped a Dallas defender, then magically kept both feet inside the sideline to make his catch.

Dallas reclaimed the lead at 10-7 only 15 seconds into the second quarter when Toni Fritsch booted a 36-yard field goal.

Later, Pittsburgh’s Roy Gerela, playing at less than 100 percent because of a cracked rib he suffered making a tackle on the opening kickoff, shanked a field-goal try and Dallas went to the locker room with a 10-7 lead.

Defense continued to dominate in the scoreless third quarter. Pittsburgh sacked Staubach seven times during the game and forced him to scramble on numerous occasions. Moreover, they pressured him into an uncharacteristic 3 interceptions.

One of the interceptions set up another field-goal try by Gerela, but he pulled it left from 33 yards. Dallas safety Cliff Harris mockingly patted him on the helmet, only to be unceremoniously dumped on his hip pads by irate Pittsburgh linebacker Jack Lambert. The inspired Steelers dominated after that.

In the fourth quarter, Steelers reserve fullback Reggie Harrison blocked Mitch Hoopes’s punt. The ball rolled through the end zone for a safety to cut the Cowboys’ lead to 10-9. Gerela, who’d donned a corset to protect his ribs, regained his kicking touch with field goals of 36 and 18 yards to put the Steelers in front 15-10.

With 3:02 left in the game, Bradshaw lofted a long pass to game MVP Swann, who caught the ball at the five and took it over the goal line to complete a 64-yard lightning strike. Swann finished the day with 161 yards on four catches, a 40.3 average-per-catch. Gerela missed the extra point.

It took Staubach only 1:14 to get the touchdown back, completing a drive with a 34-yard bulls-eye to Percy Howard—the only pass Howard caught during his entire career.



Pittsburgh’s “Steel Curtain” defense forced Cowboys’ quarterback Roger Staubach into throwing three interceptions in the Steelers’ Super Bowl X victory.

Terry Hanratty replaced Bradshaw, still woozy from the hit suffered after his touchdown pass to Swann, but the Steelers were stalled on a fourth-and-9 at the Dallas 41 with almost a minute and a half to go. Coach Noll feared a blocked kick and called for a Rocky Bleier run that gained only 2 yards. Noll was gambling that his defense could stop the Cowboys.

Trailing only 21-17, Staubach had the ball back with more time than he usually needed to negotiate 61 yards. The Cowboys reached Pittsburgh’s 38. With five seconds left, Staubach launched his final pass into the end zone. Steelers Mike Wagner batted the ball, which was caught by the Steelers, Glen Edwards and the Steelers had their second consecutive Super Bowl victory.

GAME SUMMARY

	1	2	3	4	F
Cowboys	7	3	0	7	17
STEELERS	7	0	0	14	21

TEAM Q PLAY SCORE

DAL	1	D. Pearson 29 pass from Staubach (Fritsch kick)	0-7
PIT	1	Grossman 7 pass from Bradshaw (Gerela kick)	7-7
DAL	2	Fritsch 36 FG	7-10
PIT	4	Safety, Harrison blocks kick	9-10
PIT	4	Gerela 36 FG	12-10
PIT	4	Gerela 18 FG	15-10
PIT	4	Swann 64 pass from Bradshaw (kick failed)	21-10
DAL	4	Howard 34 pass from Staubach (Fritsch kick)	21-17

INDIVIDUAL STATS

RUSH	DAL: Newhouse 16-56; Staubach 5-22; Dennison 5-16; Pearson 5-14. PIT: Harris 27-82; Bleier 15-51; Bradshaw 4-16.
PASS	DAL: Staubach 24-15-3 204, 2 TD. PIT: Bradshaw 19-9-0 209, 2 TD.
REC	DAL: P. Pearson 5-53; Young 3-31, 1 TD; D. Pearson 2-59, 1 TD; Newhouse 2-12; Howard 1-34, 1 TD; Fugett 1-9; Dennison 1-6. PIT: Swann 4-161, 1 TD; Stallworth 2-8; Harris 1-26; Grossman 1-7, 1 TD; Brown 1-7.

TEAM STATS

	Coyboys	Steelers
First Downs	14 (6-8-0)	13 (7-6-0)
Third Downs	4-15 (27%)	8-21 (38%)
Total Net Yards	270	339
Plays-Avg.	62-4.4	67-5.1
Rushing Yards	108	149
Att.-Avg.	31-3.5	46-3.2
Passing Yards	162	209
Att.-Comp.-Int.	24-15-3	19-9-0
Punts-Avg.	7-35	4-39.8
Fumbles-Lost	4-0	4-0
Penalties-Yds.	2-20	0-0



Pittsburgh 35
Dallas 21



SUPER BOWL XIII (JAN. 21, 1979)

MIAMI—This was more than just the first rematch in Super Bowl history: It re-staged what many still consider the most enjoyable and dramatic Super Bowl battle to that point. Opportunity—recognizing it and capitalizing on it—was the theme. Failure to embrace it would play a hand too. It was the Steelers, though, who managed a 35-31 victory.

Dallas had its chances. The Cowboys took a 14-7 lead in the second quarter when linebacker Mike Hegman simply took the ball away from Steelers quarterback Terry Bradshaw and ran 37 yards to score. But Bradshaw countered immediately with a 75-yard touchdown strike to John Stallworth.

In the third quarter, trailing 21-14, Dallas marched from its 42 to the Steelers' 10. On third-and-three, Cowboys quarterback Roger Staubach saw tight end Jackie Smith alone in the end zone. Smith slipped and fell reaching for Staubach's pass and Dallas settled for a 27-yard field goal.

Pittsburgh scored two touchdowns early in the fourth quarter—a 22-yard run by Franco Harris and an 18-yard pass from Bradshaw to Swann. Harris' score followed a pass-interference call against Dallas cornerback Benny Barnes, who was covering Swann. The mistake cost the Cowboys 33 yards. Dallas did score touchdowns with 2:27 and 22 seconds to play, on passes from Staubach to tight end Billy Joe Dupree and wide receiver Butch Johnson, but Pittsburgh held on to win, 35-31.

With the victory, the Steelers became the first team to win three Super Bowls. The two teams set a Super Bowl record for points scored



Steeler's quarterback Terry Bradshaw threw for 318 yards and four touchdowns in the 35-31 victory over Dallas in Super Bowl XIII.

GAME SUMMARY

	1	2	3	4	F
STEELERS	7	14	0	14	35
Cowboys	7	7	3	14	31

TEAM Q TIME PLAY SCORE

PIT	1	Stallworth 28 pass from Bradshaw (Gerela kick)	7-0
DAL	1	Hill 39 pass from Staubach (Septien kick)	7-7
DAL	2	Hegman 37 fumble recovery return (Septian kick)	7-14
PIT	2	Stallworth 75 pass from Bradshaw (Gerela kick)	14-14
PIT	2	Bleier 7 pass from Bradshaw (Gerela kick)	21-14
DAL	3	Septien 27 FG	21-17
PIT	4	Harris 22 run (Gerela kick)	28-17
PIT	4	Swann 18 pass from Bradshaw (Gerela kick)	35-17
DAL	4	Dupree 7 pass from Staubach (Septien kick)	35-24
DAL	4	Johnson 4 pass from Staubach (Septien kick)	35-31

INDIVIDUAL STATS

RUSH	PIT: Harris 20-68, 1 TD; Bleier 2-3; Bradshaw 2(-5).
	DAL: Dorsett 15-96; Newhouse 8-3; Pearson 1(-13); Staubach 4-37; Pearson 1-6; Laidlaw 3-12.
	PIT: Bradshaw 30-17-1, 318, 4 TD.
	DAL: Staubach 30-17-1, 228, 3 TD.
	PIT: Swann 7-154, 1 TD; Stallworth 3-115, 2 TD; Grossman 3-29; Harris 1-22; Bleier 1-7, 1 TD; Bell 2-21.
REC	DAL: Dorsett 5-44; D. Pearson 4-73; Hill 2-49, 1 TD; Johnson 2-30, 1 TD; Dupree 2-17, 1 TD; P. Pearson 2-15.

TEAM STATS

	Coyboys	Steelers
First Downs	19 (2-15-2)	20 (6-13-1)
Third Downs	9-15 (60%)	9-16 (56%)
Total Net Yards	357	317
Plays-Avg.	58-6.2	67-4.7
Rushing Yards	66	141
Att.-Avg.	24-2.8	32-4.4
Passing Yards	291	176
Att.-Comp.-Int.	30-17-1	30-17-1
Punts-Avg.	3-43.0	5-39.6
Fumbles-Lost	2-2	3-2
Penalties-Yds.	5-35	9-89



Pittsburgh 31
Los Angeles Rams 19



SUPER BOWL XIV (JAN. 20, 1980)

PASADENA—There was a moment of heroism and self-sacrifice when an old warrior, Los Angeles Rams defensive end Jack Youngblood, announced his intention to play in his team's first Super Bowl despite a fractured leg.

There was a rush of "What if?" euphoria as the underdog Rams took a 19-17 lead into the fourth quarter.

And there was cold reality: Pittsburgh, a team with as much patience as talent, struck quickly and surely for two touchdowns in the fourth quarter and it was over. The 31-19 victory was the Steelers' fourth in the Super Bowl in only six seasons.

The signature image of Super Bowl XIV is of Steelers wide receiver John Stallworth at the Rams' 32, looking back over his head for a lofty Terry Bradshaw pass, catching it in stride just over the outstretched arms of Rams cornerback Rod Perry, and continuing into the end zone for a 73-yard touchdown.

The Steelers had taken the lead and then surrendered it in the third quarter. Bradshaw hit wide receiver Lynn Swann over the middle for a 47-yard score. The Rams came back with a 24-yard halfback pass from Lawrence McCutcheon to Ron Smith that made it 19-17 before Bradshaw-to-Stallworth put Pittsburgh ahead for good.

Los Angeles intercepted Bradshaw three times, but it was the Steelers' lone interception—by Jack Lambert—that punctuated the ending. With the score 24-19 and the Rams driving, Lambert intercepted a pass from quarterback Vince Ferragamo at the Pittsburgh 14.

For the second year in a row, Bradshaw was named the game's most valuable player after passing for 309 yards and 2 touchdowns.



Steelers' running back Franco Harris ran for two touchdowns, including the game's final score, as Pittsburgh recorded a 31-19 win over the Los Angeles Rams in Super Bowl XIV.

GAME SUMMARY

	1	2	3	4	F
Rams	7	6	6	0	19
STEELERS	3	7	7	14	31

TEAM	Q	PLAY	SCORE
PIT	1	Bahr 41 FG	3-0
LA	1	Bryant 1 run (Corral kick)	3-7
PIT	2	Harris 1 run (Bahr kick)	10-7
LA	2	Corral 31 FG	10-10
LA	2	Corral 45 FG	10-13
PIT	3	Swann 47 pass from Bradshaw (Bahr kick)	17-13
LA	3	Smith 24 pass from McCutcheon (kick failed)	17-19
PIT	4	Stallworth 73 pass from Bradshaw (Bahr kick)	24-19
PIT	4	Harris 1 run (Bahr kick)	31-19

INDIVIDUAL STATS

	LAR: Tyler 17-60; Bryant 6-30, 1 TD; McCutcheon 5-10;
RUSH	Ferragamo 1-7; PIT: Harris 20-46, 2 TD; Bleier 10-25; Bradshaw 3-9; Thornton 4-4.
	LAR: Ferragamo 25-15-1, 212; McCutcheon 1-1-0, 24, 1 TD.
PASS	PIT: Bradshaw 21-14-3, 309, 2 TD.
	LAR: Waddy 3-75; Bryant 3-21; Tyler 3-20; Dennard 2-32; Nelson 2-20; Hill 1-28; Smith 1-24, 1 TD; McCutcheon 1-16.
REC	PIT: Swann 5-79, 1 TD; Stallworth 3-121, 1 TD; Harris 3-66; Cunningham 2-21; Thornton 1-22.

TEAM STATS

	Rams	Steelers
First Downs	16 (6-9-1)	19 (8-10-1)
Third Downs	6-16 (38%)	9-14 (64%)
Total Net Yards	301	393
Plays-Avg.	59-5.1	58-6.8
Rushing Yards	107	84
Att.-Avg.	29-3.7	37-2.3
Passing Yards	194	309
Att.-Comp.-Int.	26-16-1	21-14-3
Punts-Avg.	5-44.0	2-42.5
Fumbles-Lost	0-0	0-0
Penalties-Yds.	2-26	6-65



Dallas 27
Pittsburgh 17



SUPER BOWL XXX (JAN. 28, 1996)

TEMPE—After producing 10 lopsided outcomes in its last 12 editions, the Super Bowl was due for some drama. Pittsburgh was up to the task and made a game of it, but the game turned on two interceptions by the game's Most Valuable Player, Dallas cornerback Larry Brown as the Steelers fell to the Cowboys, 27-17.

The first of Brown's interceptions came midway through the third quarter. No Steelers receiver was within 10 yards when Brown accepted Neil O'Donnell's misfired pass at the Cowboys' 38 and returned it 44 yards to the Steelers' 18. Troy Aikman's pass to Michael Irvin took Dallas to the one, and Emmitt Smith scored to give the Cowboys a 20-7 lead.

The Steelers made it 20-10 with Norm Johnson's 46-yard field goal, and then recovered an onside kick. They reduced the gap to 20-17 when Bam Morris scored from the one with 6:36 to play. With 4:15 left, Pittsburgh had the ball again at its 32 after forcing Dallas to punt.

Two plays later, Brown intercepted O'Donnell at the Steelers' 39 and returned it to the six. Smith scored from the four two plays later, and the Cowboys had locked up their record-tying fifth Super Bowl. The Steelers never led, and Dallas scored on its first three possessions—a three-yard pass from Aikman to tight end Jay Novacek and two field goals by Chris Boniol—for a 13-0 lead. Shortly before halftime, the Steelers made it 13-7 when O'Donnell threw a six-yard touchdown pass to Yancey Thigpen.

The statistical irony of the day was that O'Donnell entered the game as the NFL's career leader in fewest interceptions per pass attempt. On the game's final play, he was intercepted for the third time.



Pittsburgh's defense limited Dallas to just 56 rushing yards in their Super Bowl XXX matchup.

GAME SUMMARY

	1	2	3	4	F
Cowboys	10	3	7	7	27
STEELERS	0	7	0	10	17

TEAM	Q	PLAY	DRIVE	SCORE
DAL	1	Boniol 42 FG	7-47, 2:55	0-3
DAL	1	Novacek 3 pass from Aikman (Boniol kick)	8-75, 4:35	0-10
DAL	2	Boniol 35 FG	14-62, 8:44	0-13
PIT	2	Thigpen 6 pass from O'Donnell	13-54, 3:39	7-13
DAL	3	Smith 1 run (Boniol kick)	2-18, 0:36	7-20
PIT	4	Johnson 46 FG	11-52; 4:13	10-20
PIT	4	Morris 1 run (Johnson kick)	9-52, 4:44	17-20
DAL	4	Smith 4 run (Boniol kick)	2-6, 0:18	17-27

INDIVIDUAL STATS

RUSH	DAL: Smith 18-49, 2 TD; Johnston 2-8; Williams 1-2; Aikman 4-(-3).
	PIT: Morris 19-73, 1 TD; Pegram 6-15; Stewart 4-15; O'Donnell 1-0; Williams 1-0.
	DAL: Aikman 23-15-0, 209, 1 TD.
PASS	PIT: O'Donnell 49-28-3, 239, 1 TD.
	DAL: Irvin 5-76; Novacek 5-50; Williams 2-29; Sanders 1-47; Johnston 1-4; Smith 1-3.
REC	PIT: Hastings 10-98; Mills 8-78; Thigpen 3-19, 1 TD; Morris 3-18; Holliday 2-19; Williams 2-7.

TEAM STATS

	Cowboys	Steelers
First Downs	15 (5-10-0)	25 (9-15-1)
Third Downs	2-10 (20%)	9-19 (47%)
Total Net Yards	254	310
Plays-Avg.	50-5.1	84-3.7
Rushing Yards	56	103
Att.-Avg.	25-2.2	31-3.3
Passing Yards	198	207
Att.-Comp.-Int.	23-15-0	49-28-3
Punts-Avg.	5-38.2	4-44.8
Fumbles-Lost	0-0	2-0
Penalties-Yds.	5-25	2-15



Pittsburgh 21
Seattle 10



SUPER BOWL XL (FEB. 5, 2006)

DETROIT—Pittsburgh won its fifth Super Bowl title and its first in 26 years as it captured a 21-10 victory over the Seattle Seahawks at Ford Field. The Steelers' fifth title matched the most in NFL history, tying the San Francisco 49ers and Dallas Cowboys.

Backed by predominantly a Pittsburgh crowd, the Steelers were led by Super Bowl MVP Hines Ward, who finished with a game-high 123 receiving yards on five catches (24.6 avg.) with one touchdown.

Pittsburgh struggled offensively in the first quarter as it did not gain a single first down, but found itself down only 3-0 after Seattle's Josh Brown booted a 47-yard field goal with 22 seconds remaining in the opening period.

The Steelers' offense came to life briefly on their first drive of the second quarter, including a 18-yard end-around run by Ward, but it was stalled as QB Ben Roethlisberger was picked off by the Seahawks' S Michael Boulware.

However, Pittsburgh's defense, which gave up just three points in both of its two previous games in the first half, continued to buckle down and halt any Seattle chances of extending its lead.

The Steelers finally got on the board late in the second quarter as Roethlisberger followed a block by RB Jerome Bettis and dove into the end zone for a one-yard touchdown run, giving Pittsburgh a 7-3 halftime lead. It was his second postseason rushing touchdown and the first-ever by a Steelers' quarterback in a Super Bowl.

Pittsburgh came out of halftime and stretched its lead to 14-3 on the second play of the half as RB Willie Parker darted 75 yards for a score, just 22 seconds into the third quarter. The 75-yard run was the longest in Super Bowl history, surpassing L.A. Raider Marcus Allen's 74-yard run against Washington in Super Bowl XVIII.

After a missed field goal by Brown on Seattle's first drive of the second half, the Steelers appeared on the verge of breaking the game open as they drove down to the Seahawks' seven-yard line on the ensuing drive. However, Roethlisberger threw an interception at the four-yard line to Kelly Herndon, which he returned 76 yards to the Pittsburgh 20. Three plays later Seattle scored on a 16-yard pass from QB Matt Hasselbeck to TE Jerramy Stephens to cut the lead to 14-10.

The Seahawks had an opportunity to take the lead early in the fourth quarter before Hasselbeck was picked off by CB Ike Taylor at the Steelers' five-yard line. Taylor finished with a team-best seven tackles.

Pittsburgh all but sealed the game four plays later on a gadget play, which became a part of the Steelers' arsenal throughout the season. WR Antwaan Randle El took a reverse handoff from Parker and threw a 43-yard strike to Ward, pushing the Pittsburgh lead to 21-10 with just under nine minutes remaining in the game. Randle El became the first wide receiver in Super Bowl history to throw for a touchdown.

The Steelers' defense clamped down on the final two Seattle possessions while the offense milked the clock for over four minutes in the final minutes of the game to post the victory.



Pittsburgh's Deshaea Townsend had one of three sacks in the Steelers' 21-10 victory over the Seattle Seahawks in Super Bowl XL.

Roethlisberger became the youngest starting quarterback to win a Super Bowl and finished 9-of-21 for 123 yards. Parker finished with a team-high 93 yards on 10 carries, while Bettis added 43 yards on 14 rushes.

Pittsburgh's defense racked up three sacks, including one each from CB Deshaea Townsend, LB Clark Haggans and NT Casey Hampton.

GAME SUMMARY

	1	2	3	4	F
Seahawks	3	0	7	0	10
STEELERS	0	7	7	7	21

TEAM	Q	TIME	PLAY	DRIVE	SCORE
SEA	1	0:22	Brown 47 FG	7-22; 3:39	0-3
PIT	2	1:55	Roethlisberger 1 run (Reed kick)	11-59; 6:20	7-3
PIT	3	14:38	Parker 75 run (Reed kick)	2-75; 0:22	14-3
SEA	3	6:45	Stevens 16 pass from Hasselbeck (Brown kick)	3-20; 0:53	14-10
PIT	4	8:56	Ward 43 pass from Randle El (Reed kick)	4-56; 1:50	21-10

INDIVIDUAL STATS

RUSH	SEA: Alexander 20-95; Hasselbeck 3-35; Strong 2-7.
	PIT: Parker 10-93, 1 TD; Bettis 14-43; Roethlisberger 7-25, 1 TD; Ward 1-18; Haynes 1-2.
	SEA: Hasselbeck 49-26-1, 273, 1 TD.
	PIT: Roethlisberger 21-9-2, 123, 0 TDs; Randle El 1-1-0, 43, 1 TD.
PASS	SEA: Engram 6-70; Jurevicius 5-93; Jackson 5-50; Stevens 3-25, 1 TD; Strong 2-15; Hannam 2-12; Alexander 2-2; Morris 1-6.
	PIT: Ward 5-123, 1 TD; Randle El 3-22; Wilson 1-20; Parker 1-1.

TEAM STATS

	Seahawks	Steelers
1st Downs	20 (5-15-0)	14 (6-8-0)
3rd Downs	5-17 (29%)	8-15 (53%)
4th Downs	1-2 (50%)	0-0 (0%)
Total Net Yards	396	339
Plays-Avg.	77-5.1	56-6.1
Rushing Yards	137	181
Rush Att.-Avg.	25-5.5	33-5.5
Passing Yards	259	158
Sacks	1-8	3-14
Att.-Comp.-Int.	49-26-1	22-10-2
Punts-Avg.	6-50.2	6-48.7
Penalties	7-70	3-20
Fumbles-Lost	0-0	0-0
Time of Poss.	33:02	26:58



Pittsburgh 27
Arizona 23



SUPER BOWL XLIII (FEB. 1, 2009)

TAMPA –Trailing by three points with only 2:30 left in the fourth quarter, QB Ben Roethlisberger led the Steelers on an eight-play, 78-yard scoring drive, punctuated by a six-yard touchdown pass to WR Santonio Holmes to clinch the Steelers' NFL record sixth Lombardi Trophy with a 27-23 victory over the Arizona Cardinals in Super Bowl XLIII.

Pittsburgh, which led most of the evening, struck first after Arizona deferred the opening kick. Roethlisberger and WR Hines Ward connected for a 38-yard gain on the Steelers' second play from scrimmage, setting up an eventual 18-yard field goal by K Jeff Reed to make it 3-0.

RB Gary Russell increased that lead to double digits, 10-0, when he plunged in from one-yard out early in the second quarter. Arizona quickly answered that score as QB Kurt Warner hit TE Ben Patrick in the back of the end zone on a one-yard scoring strike to cut the Pittsburgh lead to 10-7.

Arizona appeared as though they were going to take their first lead as the first half was set to expire, but LB James Harrison swung momentum back into Pittsburgh's favor by intercepting Warner at the goal-line, racing 100 yards behind several outstanding blocks by his teammates, and diving into the end zone with two Cardinals on his back for the longest play in Super Bowl history, and a 17-7 Steelers advantage at the half.

A 21-yard field goal by Reed capped a 16-play, 79-yard drive which took 8:39 off the third quarter clock, upping the Steelers' lead to 20-7.

Arizona got back onto the scoreboard midway through the fourth quarter as Warner tossed another one-yard score, this time to WR Larry Fitzgerald, cutting the Steelers' lead to 20-14. A costly holding penalty in the end zone against Steelers' C Justin Hartwig gave the Cardinals a safety, further decreasing the Steelers' advantage to 20-16.

On the second play following the ensuing free kick, Warner found Fitzgerald on a 64-yard scoring strike through the middle of the Steelers' defense to give Arizona its first lead of the night, 23-20.

Roethlisberger and the Steelers were down, but not out. Backed up to their own 12-yard line following a holding call, Roethlisberger promptly completed four-of-six passes, three to Holmes, including a 40-yarder that moved the ball to the Arizona six. On second-and-goal, Roethlisberger scrambled to his right and threaded a perfect pass through three defenders, where Holmes kept his toes in bounds for a six-yard touchdown reception and a 27-23 Steelers' lead with 42 seconds remaining.

Arizona had one more chance, but LB LaMarr Woodley sacked Warner, forcing a fumble recovered by DE Brett Keisel, and the Steelers had their second championship in four seasons.



WR Santonio Holmes catches the game-winning six-yard touchdown pass from QB Ben Roethlisberger to seal the Steelers' victory in Super Bowl XLIII.

Holmes was named the game's MVP after catching nine passes for 131 yards (14.6 avg.) and the game-winning touchdown reception. He caught four passes for 73 yards on the winning drive. Roethlisberger finished 21-of-30 for 256 yards with one touchdown and one interception for a passer rating of 93.2. TE Heath Miller caught five passes for 57 yards (11.4 avg.).

Defensively, Woodley recorded both Steelers' sacks, giving him two sacks in each of his four postseason games, an NFL record.

INDIVIDUAL STATS

PIT: Parker 19-53; Moore 1-6; Roethlisberger 4-2; Russell 2-(-3), 1 TD.
ARI: James 9-33; Warner 1-0; Hightower 1-0; Arrington 1-0.
RUSH
PIT: Roethlisberger 30-21-1, 256, 1 TD.
ARI: Warner 43-31-1, 377, 3 TD.
PASS
PIT: Holmes 9-131, 1 TD; Miller 5-57; Ward 2-43; Washington 1-11; Davis 1-6; Spaeth 1-6; Moore 1-4; Parker 1-(-2).
REC
ARI: Boldin 8-84; Fitzgerald 7-127, 2 TD; Breaston 6-71; James 4-28; Arrington 2-35; Hightower 2-13; Urban 1-18; Patrick 1-1, 1 TD.

TEAM STATS

	Steelers	Cardinals
1st Downs	20 (4-12-4)	23 (2-20-1)
3rd Downs	4-10 (40%)	3-8 (38%)
4th Downs	0-0 (0%)	0-0 (0%)
Total Net Yards	292	407
Plays-Avg.	58-5.0	57-7.1
Rushing Yards	58	33
Rush Att.-Avg.	26-2.2	12-2.8
Passing Yards	234	374
Sacks	2-3	2-22
Att.-Comp.-Int.	30-21-1	43-31-1
Punts-Avg.	3-46.3	5-36.0
Penalties	7-56	11-106
Fumbles-Lost	0-0	2-1
Time of Poss.	33:01	26:59

GAME SUMMARY

	1	2	3	4	F
STEELERS	3	14	3	7	27
Cardinals	0	7	0	16	23

TEAM	Q	TIME	PLAY	DRIVE	SCORE
PIT	1	9:45	Reed 18 FG	9-71; 5:15	3-0
PIT	2	14:01	Russell 1 run (Reed kick)	11-69; 7:12	10-0
ARI	2	8:34	Patrick 1 pass from Warner (Rackers kick)	9-83; 5:27	10-7
PIT	2	0:00	Harrison 100 interception return (Reed kick)	--; --	17-7
PIT	3	2:11	Reed 21 FG	16-79; 8:39	20-7
ARI	4	7:33	Fitzgerald 1 pass from Warner (Rackers kick) 8-87; 3:57	20-14	
ARI	4	2:58	Safety (Hartwig Holding in End Zone)	--; --	20-16
ARI	4	2:37	Fitzgerald 64 pass from Warner (Rackers kick) 2-64; 0:21	20-23	
PIT	4	0:35	Holmes 6 pass from Roethlisberger (Reed kick) 8-78; 2:02	27-23	



Green Bay 31
Pittsburgh 25



SUPER BOWL XLV (FEB. 6, 2011)

ARLINGTON—The Steelers could not overcome an early 18-point deficit and fell short in their quest for their seventh Super Bowl victory, losing to the Green Bay Packers 31-25 in Super Bowl XLV.

The Packers struck first when QB Aaron Rodgers found WR Jordy Nelson for a 29-yard touchdown pass late in the first quarter to give Green Bay the 7-0 lead. Only 24 seconds later, Steelers' QB Ben Roethlisberger was picked off by S Nick Collins, who returned it 37 yards for a touchdown to give the Packers a 14-0 lead at the end of the first quarter.

The Steelers got on the board early in the second quarter when K Shaun Suisham connected from 33 yards to cut the Packers' lead to 14-3. On the Steelers' next possession, Roethlisberger was picked off again. On the Packers' ensuing drive, Rodgers found WR Greg Jennings for a 21-yard touchdown to put Green Bay ahead 21-3.

The Steelers though would cut the lead to 21-10 when WR Hines Ward caught an eight-yard touchdown pass from Roethlisberger late in the first half. Ward finished the game with seven catches for 78 yards and one touchdown.

Pittsburgh cut the lead to 21-17 in the third quarter when RB Rashard Mendenhall scored from eight yards. Mendenhall finished with a game-high 63 yards rushing and one touchdown.

The Steelers' defense forced the Packers to punt on every third-quarter possession, and the offense looked to take the lead. However, on the first play of the fourth quarter, Mendenhall fumbled, the Packers marched down the field, and Rodgers found Jennings again, this time for an eight-yard score, increasing their lead to 28-17.

The Steelers, however, responded on their ensuing possession as Roethlisberger found WR Mike Wallace for a 25-yard touchdown pass, and with a two-point conversion, the Steelers were only down 28-25.

On the Packers' next drive, K Mason Crosby connected from 23 yards out to give Green Bay a six-point lead. The Steelers still had time, taking over with two minutes left in the game, but they failed to convert a fourth-and-five from their own 33-yard line.



WR Mike Wallace caught nine passes for 89 yards, including a 25-yard TD pass, in Super Bowl XLV.

GAME SUMMARY

	1	2	3	4	F
STEELERS	0	10	7	8	25
Packers	14	7	0	10	31

TEAM	Q	TIME	PLAY	DRIVE	SCORE
GB	1	3:44	Nelson 29 pass from Rodgers (Crosby kick)	9-80; 4:33	0-7
GB	1	3:20	Collins 37 interception return (Crosby kick)	--; --	0-14
PIT	2	11:08	Suisham 33 FG	13-49; 7:12	3-14
GB	2	2:24	Jennings 21 pass from Rodgers (Crosby kick)	4-53; 2:04	3-21
PIT	2	0:39	Ward 8 pass from Roethlisberger (Suisham kick)	7-77; 1:45	10-21
PIT	3	10:19	Mendenhall 8 run (Suisham kick)	5-50; 2:20	17-21
GB	4	11:57	Jennings 8 pass from Rodgers (Crosby kick)	8-55; 2:53	17-28
PIT	4	7:34	Wallace 25 pass from Roethlisberger (Suisham kick)	7-66; 4:23	25-28
GB	4	2:07	Crosby 23 FG	10-70; 5:27	25-31

INDIVIDUAL STATS

RUSH	PIT: Mendenhall 14-63, 1 TD; Roethlisberger 4-31; Redman 2-19; Moore 3-13.
	GB: Starks 11-52; Rodgers 2(-1).
	PIT: Roethlisberger 40-25-2, 263, 2 TD.
PASS	GB: Rodgers 39-24-0, 304, 3 TD.
	PIT: Wallace 9-89, 1 TD; Ward 7-78, 1 TD; Randle El 2-50; Sanders 2-17; Miller 2-12; Spaeth 1-9; Mendenhall 1-7; Brown 1-1.
REC	GB: Nelson 9-140, 1 TD; Jones 5-50; Jennings 4-64, 2 TD; Driver 2-28; Jackson 1-14; Quarless 1-5; Hall 1-2; Crabtree 1-1.

TEAM STATS

	Steelers	Cardinals
1st Downs	19 (8-11-0)	15 (4-11-0)
3rd Downs	7-13 (54%)	6-13 (46%)
4th Downs	0-1 (0%)	0-0 (0%)
Total Net Yards	387	338
Plays-Avg.	64-6.0	55-6.1
Rushing Yards	126	50
Rush Att.-Avg.	23-5.5	13-3.8
Passing Yards	261	288
Sacks	40-25-2	39-24-0
Att.-Comp.-Int.	3-16	1-2
Punts-Avg.	3-51.0	6-40.5
Penalties	6-55	7-67
Fumbles-Lost	1-1	1-0
Time of Poss.	33:25	26:35

POSTSEASON EXPERIENCE AS STEELERS (34)

Games	Player(s)	Name
9	1	K Chris Boswell
8	1	DT Cameron Heyward
4	1	LB Tyler Matakevich
3	4	LB T.J. Watt
		S Minkah Fitzpatrick
2	8	LB Alex Highsmith
		CB Cam Sutton
		OT Dan Moore Jr.
		TE Pat Freiermuth
		RB Najee Harris
		S Miles Killebrew
		LS Christian Kuntz
		DT Montravius Adams Sr.
		DL Isaiahh Loudermilk
		CB James Pierre
1	19	T Broderick Jones
		G Isaac Seumalo
		G James Daniels
		WR George Pickens
		RB Najee Harris
		RB Jaylen Warren
		WR Calvin Austin III
		TE Connor Heyward
		TE Darnell Washington
		DL Larry Ogunjobi
		CB Joey Porter Jr.
		LB Elandon Roberts
		G Spencer Anderson
		DT Keanu Benton
		LB Mark Robinson
		LB Nick Herbig
		G Nate Herbig
		S Damontae Kazee
		OL John Legue

POSTSEASON EXPERIENCE ON OTHER NFL TEAMS (30)

Games	Player(s)	Name
15	1	QB Russell Wilson (Seattle)
11	1	LB Elandon Roberts (New England, Miami)
9	2	G Isaac Seumalo (Philadelphia)
		LB Tyler Matakevich (Buffalo)
8	2	DL Dean Lowry (Green Bay)
		LB Preston Smith (Washington, Green Bay)
7	2	S Eric Rowe (New England, Miami)
		WR Scotty Miller (Tampa Bay)
6	1	WR Van Jefferson (L.A. Rams)
5	7	P Cameron Johnston (Philadelphia, Houston)
		TE MyCole Pruitt (Minnesota, Atlanta)
		RB Cordarrelle Patterson (Minnesota, New England, Chicago)
		LB Patrick Queen (Baltimore)
		WR Quez Watkins (Philadelphia)
		OL Max Scharping (Houston, Cincinnati)
		WR Ben Skowronek (L.A. Rams)
3	5	S Damontae Kazee (Atlanta, Dallas)
		DT Larry Ogunjobi (Cleveland, Cincinnati)
		CB Anthony Averett (Baltimore)
		CB Cam Sutton (Detroit)
		S Deshon Elliott (Baltimore, Miami)
2	4	DT Montravius Adams Sr. (Green Bay)
		G Nate Herbig (Philadelphia)
		WR Mike Williams (L.A. Chargers)
		WR Jamal Agnew (Jacksonville)
1	5	G James Daniels (Chicago)
		DL Breiden Fehoko (L.A. Chargers)
		LB Cole Holcomb (Washington)
		S Miles Killebrew (Detroit)
		LB Jeremiah Moon (Baltimore)

NO POSTSEASON EXPERIENCE (29)

QB Kyle Allen, OL Calvin Anderson, CB Beanie Bishop Jr., OL Dylan Cook, OL Troy Fautanu, QB Justin Fields, C Zach Frazier, LB Devin Harper, CB C.J. Henderson, CB Donte Jackson, CB D'Shawn Jamison, WR Brandon Johnson, DE DeMarvin Leal, DL Logan Lee, LB Eku Leota, C Ryan McCollum, G Mason McCormick, OT Doug Nestor, CB Ayo Oyelola, RB Aaron Shampkin, DL Jacob Slade, TE Matt Sokol, CB Cory Trice Jr., P Corliss Waitman, RB Jonathan Ward, S Ryan Watts, LB Julius Weischof, LB Payton Wilson, WR Roman Wilson

SUPER BOWL EXPERIENCE (3)

Games	Player(s)	Name
3	1	Elandon Roberts (New England)
2	2	G Isaac Seumalo (Philadelphia)
		QB Russell Wilson (Seattle)
1	1	WR Van Jefferson (L.A. Rams)
		RB Cordarrelle Patterson (New England)
		WR Quez Watkins (Philadelphia)

PLAYOFF BERTHS SINCE 1970 AFL-NFL MERGER

Rank	Berths	Team
1.	34	Pittsburgh Steelers
2.	32	Dallas Cowboys
3.	30	Minnesota Vikings
4.	28	San Francisco 49ers
5.	27	New England Patriots
		Philadelphia Eagles
7.	26	Green Bay Packers
8.	25	L.A. Rams
		Miami Dolphins
10.	24	Indianapolis Colts

DIVISION TITLES SINCE 1970 AFL-NFL MERGER

Rank	Titles	Team
1.	24	Pittsburgh Steelers
2.	22	San Francisco 49ers
		Dallas Cowboys
4.	21	New England Patriots
5.	19	Minnesota Vikings
6.	16	Green Bay Packers
7.	15	Denver Broncos
		Indianapolis Colts
	15	L.A. Rams
	15	Kansas City Chiefs

POSTSEASON WINS SINCE 1970 AFL-NFL MERGER

Rank	Wins	Team
1.	38	San Francisco 49ers
2.	36	Pittsburgh Steelers
		New England Patriots
4.	35	Dallas Cowboys
5.	25	Green Bay Packers
6.	23	L.A. Rams
		Denver Broncos
8.	22	Las Vegas Raiders
9.	21	Philadelphia Eagles
	21	N.Y. Giants

STEELERS IN THE POSTSEASON (36-29)

Year	Record	Game	Date	Opponent	Attendance	Steelers	Opponent	Result
1947	8-4	Eastern Division Playoff	12/21/1947	Philadelphia	35,729	0	21	L
1962	9-5	Playoff Bowl	01/06/1963	Detroit	36,284	10	17	L
1972*	11-3	AFC Divisional Playoff	12/23/1972	Oakland	50,327	13	7	W
		AFC Championship	12/31/1972	Miami	50,845	17	21	L
1973	10-4	AFC Divisional Playoff	12/22/1973	at Oakland	52,646	14	33	L
1974*+	10-3-1	AFC Divisional Playoff	12/22/1974	Buffalo	49,841	32	14	W
		AFC Championship	12/29/1974	at Oakland	53,800	24	13	W
		Super Bowl IX	01/12/1975	Minnesota	80,997	16	6	W
1975*+	12-2	AFC Divisional Playoff	12/27/1975	Baltimore	49,557	28	10	W
		AFC Championship	01/04/1976	Oakland	50,609	16	10	W
		Super Bowl X	01/18/1976	Dallas	80,187	21	17	W
1976*	10-4	AFC Divisional Playoff	12/19/1976	at Baltimore	59,296	40	14	W
		AFC Championship	12/26/1976	at Oakland	53,821	7	24	L
1977*	9-5	AFC Divisional Playoff	12/24/1977	at Denver	75,059	21	34	L
1978*+	14-2	AFC Divisional Playoff	12/30/1978	Denver	50,230	33	10	W
		AFC Championship	01/07/1979	Houston	50,725	34	5	W
		Super Bowl XIII	01/21/1979	Dallas	79,484	35	31	W
1979*+	12-4	AFC Divisional Playoff	12/30/1979	Miami	50,214	34	14	W
		AFC Championship	01/06/1980	Houston	50,475	27	13	W
		Super Bowl XIV	01/20/1980	L.A. Rams	103,985	31	19	W
1982	6-3	AFC Wild Card	01/09/1983	San Diego	53,546	28	31	L
1983*	10-6	AFC Divisional Playoff	01/01/1984	at L.A. Raiders	90,380	10	38	L
1984*	9-7	AFC Divisional Playoff	12/30/1984	at Denver	74,981	24	17	W
		AFC Championship	01/06/1985	at Miami	76,029	28	45	L
1989	9-7	AFC Wild Card Game	12/31/1989	at Houston	58,306	26	23	W, OT
		AFC Divisional Playoff	01/07/1990	at Denver	75,868	23	24	L
1992*	11-5	AFC Divisional Playoff	01/09/1993	Buffalo	60,407	3	24	L
1993	9-7	AFC Wild Card Game	01/08/1994	at Kansas City	75,868	24	27	L, OT
1994*	12-4	AFC Divisional Playoff	01/07/1995	Cleveland	58,185	29	9	W
		AFC Championship	01/15/1995	San Diego	61,545	13	17	L
1995*+	11-5	AFC Divisional Playoff	01/06/1996	Buffalo	50,072	40	21	W
		AFC Championship	01/14/1996	Indianapolis	61,062	20	16	W
		Super Bowl XXX	01/28/1996	Dallas	76,347	17	27	L
1996*	10-6	AFC Wild Card Game	12/29/1996	Indianapolis	58,078	42	14	W
		AFC Divisional Playoff	01/05/1997	at New England	60,188	3	28	L
1997*	11-5	AFC Divisional Playoff	01/03/1998	New England	61,228	7	6	W
		AFC Championship	01/11/1998	Denver	61,382	21	24	L
2001*	13-3	AFC Divisional Playoff	01/20/2002	Baltimore	63,976	27	10	W
		AFC Championship	01/27/2002	New England	64,704	17	24	L
2002#	10-5-1	AFC Wild Card Game	01/05/2003	Cleveland	62,595	36	33	W
		AFC Divisional Playoff	01/11/2003	at Tennessee	68,809	31	34	L, OT
2004#	15-1	AFC Divisional Playoff	01/15/2005	N.Y. Jets	64,915	20	17	W, OT
		AFC Championship	01/23/2005	New England	65,242	27	41	L
2005+	11-5	AFC Wild Card Game	01/08/2006	at Cincinnati	65,870	31	17	W
		AFC Divisional Playoff	01/15/2006	at Indianapolis	57,449	21	18	W
		AFC Championship Game	01/22/2006	at Denver	76,174	34	17	W
		Super Bowl XL	02/05/2006	Seattle	68,206	21	10	W
2007#	10-6	AFC Wild Card Game	01/05/2008	Jacksonville	63,629	29	31	L
2008#+	12-4	AFC Divisional Playoff	01/11/2009	San Diego	63,899	35	24	W
		AFC Championship Game	01/18/2009	Baltimore	65,350	23	14	W
		Super Bowl XLIII	02/01/2009	Arizona	70,774	27	23	W
2010#	12-4	AFC Divisional Playoff	01/15/2011	Baltimore	64,879	31	24	W
		AFC Championship Game	01/23/2011	New York Jets	66,662	24	19	W
		Super Bowl XLV	02/06/2011	Green Bay	103,219	25	31	L
2011	12-4	AFC Wild Card Game	01/08/2012	at Denver	75,970	23	29	L, OT
2014#	11-5	AFC Wild Card Game	01/03/2015	Baltimore	62,780	17	30	L

STEELERS IN THE POSTSEASON (36-29)

Year	Record	Game	Date	Opponent	Attendance	Steelers	Opponent	Result
2015	10-6	AFC Wild Card Game	01/09/2016	at Cincinnati	63,257	18	16	W
		AFC Divisional Playoff	01/17/2016	at Denver	79,956	16	23	L
2016#	11-5	AFC Wild Card Game	01/08/2017	Miami	66,726	30	12	W
		AFC Divisional Playoff	01/15/2017	at Kansas City	75,678	18	16	W
		AFC Championship Game	01/22/2017	at New England	66,829	36	17	L
2017#	13-3	AFC Divisional Playoff	01/14/2018	Jacksonville	64,524	42	45	L
2020#	12-4	AFC Wild Card Game	01/03/2021	Cleveland	-	37	48	L
2021	9-7-1	AFC Wild Card Game	01/16/2022	at Kansas City	73,253	21	42	L
2023	10-7	AFC Wild Card Game	01/15/2024	at Buffalo	70,040	17	31	L
*AFC Central Champion								
#AFC North Champion								
+AFC Champion								

MOST GAMES

Rk.	No.	Name
1.	23	Ben Roethlisberger (2004-21)
2.	20	Larry Brown (1972-83)
3.	19	Mel Blount (1972-83)
		Terry Bradshaw (1972-82)
		Franco Harris (1972-83)
		Donnie Shell (1974-84)
		Mike Webster (1974-84)
8.	18	Hines Ward (2001-11)
		James Harrison (2002, 2004-12, 2014-16)
		Rocky Bleier (1972-79)
		L.C. Greenwood (1972-79)
		Jack Lambert (1974-84)
		Gerry Mullins (1972-79)
		John Stallworth (1972-79)
		Dwight White (1972-79)

MOST POINTS (CAREER)

Rk.	No.	Name
1.	102	Franco Harris (1972-83)
2.	85	Jeff Reed (2003-10)
3.	81	Roy Gerela (1972-78)
4.	72	John Stallworth (1974-84)
5.	68	Chris Boswell (2015-23)
		Gary Anderson (1982-94)
7.	60	Hines Ward (2001-11)
8.	54	Jerome Bettis (1996-2005)
		Lynn Swann (1974-82)
10.	46	Norm Johnson (1995-97)

MOST POINTS (GAME)

Rk.	No.	Name
1.	18	Chris Boswell (01/15/2017 at Kansas City)
		Franco Harris (12/22/1974 vs. Buffalo)
3.	16	Norm Johnson (01/06/1996 vs. Buffalo)
4.	14	Gary Anderson (12/31/1989 at Houston Oilers)
5.	12	22 times
		Last: Chase Claypool (01/10/2021 vs. Cleveland)

MOST TOUCHDOWNS (CAREER)

Rk.	No.	Name
1.	17	Franco Harris (1972-83)
2.	12	John Stallworth (1974-84)
3.	10	Hines Ward (2001-11)
4.	9	Lynn Swann (1974-82)
		Jerome Bettis (1996-05)
6.	6	Rocky Bleier (1972-79)
7.	5	Kordell Stewart (1995-2001)
8.	4	Eight different players

MOST TOUCHDOWNS (GAME)

Rk.	No.	Name
1.	3	Franco Harris (12/22/1974 vs. Buffalo)
		21 times
		Last: Chase Claypool (01/10/2021 vs. Cleveland)

MOST FIELD GOALS (CAREER)

Rk.	No.	Name
1.	17	Chris Boswell (2015-23)
2.	16	Jeff Reed (2003-10)
3.	15	Roy Gerela (1972-78)
		Gary Anderson (1982-94)
5.	10	Norm Johnson (1995-97)

MOST FIELD GOALS (GAME)

Rk.	No.	Name
1.	*6	Chris Boswell (01/15/2017 at Kansas City)
2.	4	Chris Boswell (01/09/2016 at Cincinnati)
		Norm Johnson (01/06/1996 vs. Buffalo)
		Gary Anderson (12/31/1989 at Houston Oilers)
5.	3	Six times
		Last: Chris Boswell (01/17/2016 at Denver)

MOST CONSECUTIVE FIELD GOALS (CAREER)

Rk.	No.	Name
1.	17	Chris Boswell (01/09/2016 at CIN - 01/15/2023 at BUF)

LONGEST FIELD GOAL

Rk.	No.	Name
1.	50	Gary Anderson (12/31/1989 at Houston Oilers)
		Norm Johnson (12/29/1996 vs. Indianapolis)
3.	49	Chris Boswell (01/10/2021 vs. Cleveland)
4.	48	Gary Anderson (12/31/1989 at Houston Oilers)
5.	47	Chris Boswell (01/17/2016 at Denver)
		Jeff Reed (01/22/2006 at Denver)
		Shaun Suisham (01/03/2015 vs. Baltimore)
8.	46	Norm Johnson (01/28/1996 vs. Dallas)
		Kris Brown (01/20/2002 vs. Baltimore)
		Jeff Reed (01/18/2009 vs. Baltimore)

MOST FIELD GOAL ATTEMPTS (CAREER)

Rk.	No.	Name
1.	26	Roy Gerela (1972-78)
2.	19	Gary Anderson (1982-94)
3.	18	Jeff Reed (2002-10)
4.	17	Chris Boswell (2015-23)
5.	12	Norm Johnson (1995-97)

MOST FIELD GOAL ATTEMPTS (GAME)

Rk.	No.	Name
1.	6	Chris Boswell (01/15/2017 at Kansas City)
2.	4	Seven times
		Last: Chris Boswell (01/09/2016 at Cincinnati)
9.	3	10 times
		Last: Chris Boswell (01/17/2016 at Denver)

MOST EXTRA POINTS MADE (CAREER)

Rk.	No.	Name
1.	37	Jeff Reed (2003-10)
2.	36	Roy Gerela (1972-78)
3.	23	Gary Anderson (1982-94)
4.	17	Chris Boswell (2015-23)
5.	16	Norm Johnson (1995-97)

MOST EXTRA POINTS MADE (GAME)

Rk.	No.	Name
1.	6	Chris Boswell (01/14/2018 vs. Jacksonville)
2.	5	Roy Gerela (01/21/1979 vs. Dallas) Jeff Reed (01/11/2009 vs. San Diego)
4.	4	12 times Last: Shaun Suisham (01/15/2011 vs. Baltimore)

MOST EXTRA POINTS ATTEMPTED (CAREER)

Rk.	No.	Name
1.	42	Roy Gerela (1971-78)
2.	37	Jeff Reed (2002-2010)
3.	23	Gary Anderson (1982-94)
4.	19	Chris Boswell (2015-23)
5.	16	Norm Johnson (1995-97)

MOST EXTRA POINTS ATTEMPTED (GAME)

Rk.	No.	Name
1.	6	Chris Boswell (01/14/2018 vs. Jacksonville)
2.	5	Roy Gerela (01/21/1979 vs. Dallas) Jeff Reed (01/11/2009 vs. San Diego)
4.	4	13 times Last: Chris Boswell (01/08/2017 vs. Miami)

MOST RUSHING YARDS (CAREER)

Rk.	No.	Name
1.	1,556	Franco Harris (1972-83)
2.	674	Jerome Bettis (1996-05)
3.	480	Rocky Bleier (1972-79)
4.	471	Willie Parker (2005-08)
5.	424	Le'Veon Bell (2016-17)
6.	284	Barry Foster (1992-94)
7.	282	Kordell Stewart (1995-2001)
8.	274	Terry Bradshaw (1972-82)
9.	250	Bam Morris (1994-95)
10.	247	Merril Hoge (1989-93)

MOST RUSHING YARDS (GAME)

Rk.	No.	Name
1.	170	Le'Veon Bell (01/15/2017 at Kansas City)
2.	167	Le'Veon Bell (01/08/2017 vs. Miami)
3.	158	Franco Harris (01/12/1975 vs. Minnesota)
4.	153	Franco Harris (12/27/1975 vs. Baltimore)
5.	146	Willie Parker (01/11/2009 vs. San Diego)
6.	133	Barry Foster (01/07/1995 vs. Cleveland)
7.	132	Franco Harris (12/19/1976 at Baltimore)
8.	121	Rashard Mendenhall (01/23/2011 vs. N.Y. Jets) Isaac Redman (01/08/2012 at Denver)
10.	120	Merril Hoge (01/07/1990 at Denver)

MOST RUSHING ATTEMPTS (CAREER)

Rk.	No.	Name
1.	400	Franco Harris (1972-83)
2.	199	Jerome Bettis (1996-05)
3.	141	Rocky Bleier (1972-79)
4.	127	Willie Parker (2005-08)
5.	81	Le'Veon Bell (2016-17)
6.	76	Ben Roethlisberger (2004-21)
7.	75	Bam Morris (1994-95)
8.	64	Barry Foster (1992-94)
9.	61	Rashard Mendenhall (2010)
10.	55	Amos Zereoue (2001-02)

MOST RUSHING ATTEMPTS (GAME)

Rk.	No.	Name
1.	34	Franco Harris (01/12/1975 vs. Minnesota)
2.	30	Le'Veon Bell (01/15/2017 at Kansas City)
3.	29	Le'Veon Bell (01/08/2017 vs. Miami)
29	29	Franco Harris (12/29/1974 at Oakland)
5.	28	Franco Harris (12/24/1977 at Denver)
6.	27	Willie Parker (01/11/2009 vs. San Diego) Franco Harris (12/27/1975 vs. Baltimore) Franco Harris (01/18/1976 vs. Dallas) Franco Harris (01/04/1976 vs. Oakland) Rashard Mendenhall (01/23/2011 vs. N.Y. Jets) Jerome Bettis (01/15/2005 vs. N.Y. Jets)

MOST RUSHING TOUCHDOWNS (CAREER)

Rk.	No.	Name
1.	16	Franco Harris (1972-83)
2.	9	Jerome Bettis (1996-05)
3.	4	Rocky Bleier (1972-79) Bam Morris (1994-95) Kordell Stewart (1995-2001) Amos Zereoue (2001-02) Rashard Mendenhall (2010)
8.	3	Le'Veon Bell (2016-17) Terry Bradshaw (1972-82) Reggie Harrison (1974-77) Willie Parker (2005-08) Ben Roethlisberger (2004-21)

MOST RUSHING TOUCHDOWNS (GAME)

Rk.	No.	Name
1.	3	Franco Harris (12/22/1974 vs. Buffalo)
2.	2	13 times Last: Le'Veon Bell (01/08/2017 vs. Miami)

HIGHEST AVG. PER RUSH (CAREER) - MIN. 20 ATT.

Rk.	No.	Name
1.	7.13	Isaac Redman (2010-2011)
2.	6.33	Merril Hoge (1989-93)
3.	5.27	Terry Bradshaw (1972-82)
4.	5.23	Le'Veon Bell (2016-17)
5.	5.22	Kordell Stewart (1995-2001)
6.	5.13	Frank Pollard (1982-84)
7.	4.71	Walter Abercrombie (1982-84, 1988)
8.	4.44	Barry Foster (1992, 1994)
9.	4.33	Tim Worley (1989)
10.	4.00	Reggie Harrison (1974-77)

LONGEST RUNS FROM SCRIMMAGE

Rk.	No.	Name
1.	75	Willie Parker (02/05/2006 vs. Seattle)
2.	50	Franco Harris (12/19/1976 at Baltimore)
3.	49	Merril Hoge (12/31/1989 at Houston Oilers)
4.	45	Merril Hoge (01/07/1990 at Denver)
5.	44	Martavis Bryant (01/09/2016 at Cincinnati)
6.	40	Martavis Bryant (01/17/2016 at Denver) Kordell Stewart (01/03/1998 vs. New England)
8.	38	Le'Veon Bell (01/15/2017 at Kansas City)
9.	36	Amos Zereoue (01/05/2003 vs. Cleveland)
10.	35	Rashard Mendenhall (01/03/2011 vs. N.Y. Jets)

MOST YARDS PASSING (CAREER)

Rk.	No.	Name
1.	5,972	Ben Roethlisberger (2004-21)
2.	3,833	Terry Bradshaw (1972-82)
3.	1,690	Neil O'Donnell (1992-95)
4.	744	Kordell Stewart (1995-97, 2001)
5.	633	Tommy Maddox (2002)
6.	558	Mark Malone (1983-84)
7.	356	Bubby Brister (1989)
8.	286	Mike Tomczak (1994-97)
9.	229	Mason Rudolph (2023)
10.	187	Cliff Stoudt (1982-83)

MOST YARDS PASSING (GAME)

Rk.	No.	Name
1.	501	Ben Roethlisberger (01/10/2021 vs. Cleveland)
2.	469	Ben Roethlisberger (01/14/2018 vs. Jacksonville)
3.	367	Tommy Maddox (01/05/2003 vs. Cleveland)
4.	349	Neil O'Donnell (01/15/1995 vs. San Diego)
5.	339	Ben Roethlisberger (01/17/2016 at Denver)
6.	337	Ben Roethlisberger (01/05/2008 vs. Jacksonville)
7.	334	Ben Roethlisberger (01/03/2015 vs. Baltimore)
8.	325	Terry Bradshaw (01/09/1983 vs. San Diego)
9.	318	Terry Bradshaw (01/21/1979 vs. Dallas)
10.	314	Ben Roethlisberger (01/22/2017 at New England)

MOST PASSING ATTEMPTS (CAREER)

Rk.	No.	Name
1.	788	Ben Roethlisberger (2004-21)
2.	456	Terry Bradshaw (1972-82)
3.	273	Neil O'Donnell (1992-95)
4.	142	Kordell Stewart (1995-2001)
5.	89	Tommy Maddox (2002)
6.	71	Mark Malone (1983-84)
7.	62	Bubby Brister (1989)
8.	50	Mike Tomczak (1994-97)
9.	39	Mason Rudolph (2023)
10.	20	Cliff Stoudt (1982-83)

MOST PASSING ATTEMPTS (GAME)

Rk.	No.	Name
1.	68	Ben Roethlisberger (01/10/2021 vs. Cleveland)
2.	58	Ben Roethlisberger (01/14/2018 vs. Jacksonville)
3.	54	Neil O'Donnell (01/15/1995 vs. San Diego)
4.	49	Neil O'Donnell (01/28/1996 vs. Dallas)
5.	48	Tommy Maddox (01/05/2003 vs. Cleveland)
6.	47	Ben Roethlisberger (01/22/2017 at New England)
7.	45	Ben Roethlisberger (01/03/2015 vs. Baltimore)
8.	44	Ben Roethlisberger (01/16/2022 at Kansas City)
9.	42	Ben Roethlisberger (01/05/2008 vs. Jacksonville)
		Kordell Stewart (01/27/2002 vs. New England)
		Neil O'Donnell (01/08/1994 at Kansas City)

MOST PASSES COMPLETED (CAREER)

Rk.	No.	Name
1.	498	Ben Roethlisberger (2004-21)
2.	261	Terry Bradshaw (1972-82)
3.	158	Neil O'Donnell (1992-95)
4.	69	Kordell Stewart (1995-2001)
5.	51	Tommy Maddox (2002)
6.	40	Mark Malone (1983-84)
7.	34	Bubby Brister (1989)
8.	29	Mike Tomczak (1994-97)
9.	22	Mason Rudolph (2023)
10.	10	Cliff Stoudt (1982-83)

MOST PASSES COMPLETED (GAME)

Rk.	No.	Name
1.	47	Ben Roethlisberger (01/10/2021 vs. Cleveland)
2.	37	Ben Roethlisberger (01/14/2018 vs. Jacksonville)
3.	32	Neil O'Donnell (01/15/1995 vs. San Diego)
4.	31	Ben Roethlisberger (01/22/2017 at New England)
		Ben Roethlisberger (01/03/2014 vs. Baltimore)
6.	30	Tommy Maddox (01/05/2003 vs. Cleveland)
7.	29	Ben Roethlisberger (01/16/2022 at Kansas City)
		Ben Roethlisberger (01/05/2008 vs. Jacksonville)
9.	28	Neil O'Donnell (01/28/1996 vs. Dallas)
		Terry Bradshaw (01/09/1983 vs. Dan Diego)

MOST CONSECUTIVE COMPLETIONS

Rk.	No.	Name
1.	14	Ben Roethlisberger (01/14/2018 vs. Jacksonville)
		14 Terry Bradshaw (01/09/1983 vs. San Diego)
3.	13	Ben Roethlisberger (01/22/2017 at New England)

LONGEST PASS COMPLETIONS

Rk.	No.	Name
1.	76t	Terry Bradshaw to Frank Lewis (12/19/1976 at Baltimore)
2.	75t	Terry Bradshaw to John Stallworth (01/21/1979 vs. Dallas)
3.	73t	Terry Bradshaw to John Stallworth (01/20/1980 vs. L.A. Rams)
4.	65t	Ben Roethlisberger to Santonio Holmes (01/18/2009 vs. Baltimore)
		65t Mark Malone to John Stallworth (01/06/1985 at Miami)
6.	64t	Terry Bradshaw to Lynn Swann (01/18/1976 vs. Dallas)
7.	62t	Ben Roethlisberger to Antonio Brown (01/08/2017 vs. Miami)
8.	60	Terry Bradshaw to Franco Harris (12/23/1972 vs. Oakland)
9.	58	Ben Roethlisberger to Antonio Brown (01/15/2011 vs. Baltimore)
		58 Ben Roethlisberger to Darrius Heyward-Bey (01/17/2016 at Denver)
		58 Cliff Stout to John Stallworth (01/20/1980 at L.A. Raiders)

HIGHEST COMPLETION PCT. (CAREER) - MIN. 50 ATT.

Rk.	No.	Name
1.	63.2	Ben Roethlisberger (498-788, 2004-21)
2.	58.0	Mike Tomczak (29-50, 1994-97)
3.	57.9	Neil O'Donnell (133-232, 1992-95)
4.	57.3	Tommy Maddox (51-89, 2002)
5.	57.2	Terry Bradshaw (261-456, 1972-82)
6.	56.3	Mark Malone (40-71, 1983-84)
7.	54.8	Bubby Brister (34-62, 1989)
8.	48.6	Kordell Stewart (69-142, 1995-2001)

HIGHEST COMPLETION PCT. (GAME) - MIN. 15 ATT.		
Rk.	No.	Name
1.	77.8	Terry Bradshaw (14-18, 12/19/1976 at Baltimore)
2.	73.7	Ben Roethlisberger (14-19, 01/08/2006 at Cincinnati)
3.	72.4	Ben Roethlisberger (21-29, 01/22/2006 at Denver)
4.	72.2	Ben Roethlisberger (13-18, 01/08/2017 vs. Miami)
5.	71.8	Terry Bradshaw (28-39, 01/09/1983 vs. San Diego)
6.	70.0	Ben Roethlisberger (21-30, 02/01/2009 vs. Arizona)
7.	69.6	Neil O'Donnell (16-23, 01/07/1995 vs. Cleveland)
8.	69.1	Ben Roethlisberger (10/10/2021 vs. Cleveland)
9.	69.0	Ben Roethlisberger (29-42, 01/05/2008 vs. Jacksonville)
10.	68.9	Ben Roethlisberger (31-45, 01/03/2015 vs. Baltimore)

MOST TOUCHDOWN PASSES (CAREER)		
Rk.	No.	Name
1.	36	Ben Roethlisberger (2004-21)
2.	30	Terry Bradshaw (1972-82)
3.	9	Neil O'Donnell (1992-95)
4.	5	Tommy Maddox (2002)
5.	4	Mark Malone (1983-84)
6.	2	Mason Rudolph (2023)
		Kordell Stewart (1995-2001)
8.	1	Bubby Brister (1989)
		Cliff Stoudt (1982-83)
		Antwaan Randle El (2002-10)

MOST TOUCHDOWN PASSES (GAME)		
Rk.	No.	Name
1.	5	Ben Roethlisberger (01/14/2018 vs. Jacksonville)
2.	4	Ben Roethlisberger (01/10/2021 vs. Cleveland)
		Terry Bradshaw (01/21/1979 vs. Dallas)
4.	3	Terry Bradshaw (12/19/1976 at Baltimore)
		Mark Malone (01/06/1985 at Miami)
		Neil O'Donnell (01/08/1994 at Kansas City)
		Tommy Maddox (01/05/2003 vs. Cleveland)
		Ben Roethlisberger (01/08/2006 at Cincinnati)
10.	2	19 times
		Last: Mason Rudolph (01/15/2024 at Buffalo)

MOST PASSES INTERCEPTED (CAREER)		
Rk.	No.	Name
1.	28	Ben Roethlisberger (2004-21)
2.	26	Terry Bradshaw (1972-82)
3.	8	Kordell Stewart (1995-2001)
		Neil O'Donnell (1992-95)
5.	4	Mike Tomczak (1994, 1996-97)
6.	3	Tommy Maddox (2002)
		Mark Malone (1983-84)
8.	1	Mason Rudolph (2023)
		Landry Jones (2015)
		Cliff Stoudt (1982-83)

MOST PASSES INTERCEPTED (GAME)		
Rk.	No.	Name
1.	4	Ben Roethlisberger (01/10/2021 vs. Cleveland)
2.	3	10 times
		Last: Ben Roethlisberger (01/05/2008 vs. Jacksonville)

MOST RECEPTIONS (CAREER)		
Rk.	No.	Name
1.	88	Hines Ward (2001-11)
2.	57	John Stallworth (1974-84)
3.	51	Antonio Brown (2010-17)
		Franco Harris (1972-83)
5.	49	Heath Miller (2005-15)
6.	48	Lynn Swann (1974-82)
7.	43	Ernie Mills (1992-96)
8.	31	Andre Hastings (1993-96)
9.	27	Antwaan Randle El (2002, 2004-05, 2010)
10.	26	Yancey Thigpen (1992-97)

MOST RECEPTIONS (GAME)		
Rk.	No.	Name
1.	13	Juju Smith-Schuster (01/10/2021 vs. Cleveland)
2.	11	Diontae Johnson (01/10/2021 vs. Cleveland)
		Franco Harris (01/09/1983 vs. San Diego)
		Hines Ward (01/05/2003 vs. Cleveland)
5.	10	Vance McDonald (01/14/2018 vs. Jacksonville)
		John Stallworth (12/30/1978 vs. Denver)
		Andre Hastings (01/28/1996 vs. Dallas)
		Hines Ward (01/15/2005 vs. N.Y. Jets)
		Hines Ward (01/05/2008 vs. Jacksonville)
10.	9	Le'Veon Bell (01/14/2018 vs. Jacksonville)
		Santonio Holmes (02/01/2009 vs. Arizona)
		Mike Wallace (02/06/2011 vs. Green Bay)
		Antonio Brown (01/03/2015 vs. Baltimore)
		Martavis Bryant (01/17/2016 at Denver)

MOST YARDS RECEIVING (CAREER)		
Rk.	No.	Name
1.	1,181	Hines Ward (2001-11)
2.	1,054	John Stallworth (1974-84)
3.	907	Lynn Swann (1974-82)
4.	837	Antonio Brown (2010-17)
5.	587	Heath Miller (2005-15)
		Ernie Mills (1992-96)
7.	504	Franco Harris (1972-83)
8.	378	Plaxico Burress (2001-04)
9.	365	Antwaan Randle El (2002, 2004-05, 2010)
10.	352	Yancey Thigpen (1992-97)

MOST YARDS RECEIVING (GAME)		
Rk.	No.	Name
1.	161	Lynn Swann (01/18/1976 vs. Dallas)
2.	157	Juju Smith-Schuster (01/10/2021 vs. Cleveland)
3.	156	John Stallworth (12/30/1978 vs. Denver)
4.	154	Martavis Bryant (01/17/2016 at Denver)
5.	135	Hines Ward (01/05/2008 vs. Jacksonville)
6.	132	Antonio Brown (01/14/2018 vs. Jacksonville)
7.	131	Santonio Holmes (02/01/2009 vs. Arizona)
8.	124	Antonio Brown (01/08/2017 vs. Miami)
		Lynn Swann (01/21/1979 vs. Dallas)
10.	123	Hines Ward (02/05/2006 vs. Seattle)

MOST TOUCHDOWNS RECEIVING (CAREER)

Rk.	No.	Name
1.	12	John Stallworth (1974-84)
2.	10	Hines Ward (2001-11)
3.	9	Lynn Swann (1974-82)
4.	4	Antonio Brown (2010-17) Heath Miller (2005-15)
6.	3	Martavis Bryant (2014-15, '17) Santonio Holmes (2007-08) Plaxico Burress (2001-2004)
9.	2	12 times

MOST TOUCHDOWNS RECEIVING (GAME)

Rk.	No.	Name
1.	2	Seven times Last: Chase Claypool (01/10/2021 vs. Cleveland)

MOST CONSECUTIVE GAMES WITH A RECEPTION

Rk.	No.	Name
1.	17	John Stallworth (12/29/1974 at OAK - 01/06/1985 at MIA) Hines Ward (01/20/2002 vs. BLT - 02/06/2011 vs. GB)
3.	13	Lynn Swann (12/27/1975 vs. BLT - 01/09/1983 vs. SD)

MOST PUNTS (CAREER)

Rk.	No.	Name
1.	49	Bobby Walden (1972-76)
2.	36	Josh Miller (1996-2001)
3.	26	Chris Gardocki (2004-05) Craig Colquitt (1978-84)
5.	25	Jordan Berry (2015-21)
6.	19	Mark Royals (1992-94)
7.	14	Mitch Berger (2008)
8.	12	Tom Rouen (2002) Jeremy Kapinos (2010-11) Rohn Stark (1995)

MOST PUNTS (GAME)

Rk.	No.	Name
1.	9	Bob Cifers (12/21/1947 at Philadelphia) Josh Miller (01/03/1998 vs. New England) Josh Miller (01/05/1997 at New England)
4.	8	Craig Colquitt (01/01/1984 at L.A. Raiders)
5.	7	Pressley Harvin III (01/16/2022 at Kansas City) Jordan Berry (01/09/2016 at Cincinnati) Mitch Berger (01/18/2009 vs. Baltimore) Bobby Walden (12/26/1976 at Oakland) Bobby Walden (01/12/1975 vs. Minnesota)
10.	6	Eight times Last: Jordan Berry (01/17/2016 at Denver)

HIGHEST PUNT AVG. (CAREER) - MIN. 10 PUNTS

Rk.	No.	Name
1.	47.42	Jeremy Kapinos (2010-11)
2.	45.64	Pressley Harvin III (2021-23)
3.	42.92	Chris Gardocki (2004-05)
4.	42.50	Mitch Berger (2008)
5.	42.08	Craig Colquitt (1978-84)
6.	41.74	Mark Royals (1992-94)
7.	41.48	Bobby Walden (1972-76)
8.	40.12	Jordan Berry (2015-21)
9.	39.53	Josh Miller (1996)
10.	38.08	Rohn Stark (1995)

HIGHEST PUNT AVG. (GAME) - MIN. 3 PUNTS

Rk.	No.	Name
1.	51.25	Bobby Walden (12/31/1972 vs. Miami)
2.	51.00	Craig Colquitt (01/06/1980 vs. Houston Oilers) Jeremy Kapinos (02/06/2011 vs. Green Bay)
4.	49.71	Pressley Harvin III (01/16/2022 at Kansas City)
5.	48.67	Chris Gardocki (02/05/2006 vs. Seattle)
6.	48.50	Jeremy Kapinos (01/15/2011 vs. Baltimore)
7.	48.17	Bobby Walden (12/23/1972 vs. Oakland)
8.	48.00	Mitch Berger (01/11/2009 vs. San Diego)
9.	47.00	Chris Gardocki (01/08/2006 vs. Cincinnati)
10	46.33	Mitch Berger (02/01/2009 vs. Arizona)

LONG PUNTS

Rk.	No.	Name
1.	66	Craig Colquitt (01/06/1980 vs. Houston Oilers)
2.	62	Jeremy Kapinos (01/08/2012 at Denver)
3.	61	Bobby Walden (12/23/1972 vs. Oakland)
4.	60	Chris Gardocki (02/05/2006 vs. Seattle) Bobby Walden (12/31/1972 vs. Miami)
6.	59	Josh Miller (12/29/1996 vs. Indianapolis) Jordan Berry (01/10/2021 vs. Cleveland) Bobby Walden (01/18/1976 vs. Dallas)
9.	56	Pressley Harvin III (01/16/2022 vs. Kansas City) Jeremy Kapinos (02/06/2011 vs. Green Bay)

MOST PUNT RETURNS (CAREER)

Rk.	No.	Name
1.	26	Antwaan Randle El (2002-10)
2.	23	Theo Bell (1976-79)
3.	14	Glen Edwards (1972-77)
4.	12	Lynn Swann (1974-82) Antonio Brown (2010-16)
6.	10	Rod Woodson (1989-96) Jahine Arnold (1996)
8.	7	Santonio Holmes (2007-08)
7	7	Andre Hastings (1993-96) Troy Edwards (2001)

MOST PUNT RETURNS (GAME)

Rk.	No.	Name
1.	6	Theo Bell (01/07/1979 vs. Houston Oilers)
2.	5	Antwaan Randle El (01/15/2006 at Indianapolis) Jahine Arnold (01/05/1997 at New England) Jahine Arnold (12/29/1996 vs. Indianapolis)
5.	4	Eight times Last: Markus Wheaton (01/17/2016 at Denver)

MOST PUNT RETURN YARDS (CAREER)

Rk.	No.	Name
1.	288	Antwaan Randle El (2002-10)
2.	195	Theo Bell (1976-79)
3.	133	Glen Edwards (1972-77)
4.	111	Jahine Arnold (1996)
5.	103	Santonio Holmes (2007-08)
6.	97	Will Blackwell (1997)
7.	94	Troy Edwards (2001)
8.	92	Lynn Swann (1974-82)
9.	84	Andre Hastings (1993-96)
10.	62	Rod Woodson (1989-96)

MOST PUNT RETURN YARDS (GAME)

Rk.	No.	Name
1.	91	Theo Bell (01/07/1979 vs. Houston Oilers)
2.	78	Will Blackwell (01/03/1998 vs. New England)
3.	77	Antwaan Randle El (01/05/2003 vs. Cleveland)
		Jahine Arnold (12/29/1996 vs. Indianapolis)
5.	73	Santonio Holmes (01/11/2009 vs. San Diego)
6.	65	Troy Edwards (01/20/2002 vs. Baltimore)
7.	53	Andre Hastings (01/14/1996 vs. Indianapolis)
8.	50	Antwaan Randle El (01/15/2006 at Indianapolis)
9.	40	Antwaan Randle El (01/23/2005 vs. New England)
10.	39	Glen Edwards (12/23/1972 vs. Oakland)

MOST PUNT RETURN TOUCHDOWNS (CAREER)

Rk.	No.	Name
1.	1	Antwaan Randle El (2002-10)
	1	Santonio Holmes (2007-08)

MOST PUNT RETURN TOUCHDOWNS (GAME)

Rk.	No.	Name
1.	1	Antwaan Randle El (01/05/2003 vs. Cleveland)
	1	Santonio Holmes (01/11/2009 vs. San Diego)

HIGHEST PUNT RETURN AVG. (CAREER) - MIN. 10

Rk.	No.	Name
1.	11.10	Jahine Arnold (1996)
2.	11.08	Antwaan Randle El (2002-10)
3.	9.50	Glen Edwards (1972-77)
4.	8.48	Theo Bell (1976-79)
5.	7.67	Lynn Swann (1974-82)
6.	6.20	Rod Woodson (1989-96)
7.	4.75	Antonio Brown (2010-16)

HIGHEST PUNT RETURN AVG. (GAME) - MIN. 3

Rk.	No.	Name
1.	19.50	Will Blackwell (01/03/1998 vs. New England)
2.	19.25	Antwaan Randle-El (01/05/2003 vs. Cleveland)
3.	17.67	Andre Hastings (01/14/1996 vs. Indianapolis)
4.	16.25	Troy Edwards (01/20/2002 vs. Baltimore)
5.	15.40	Jahine Arnold (12/29/1996 vs. Indianapolis)
6.	15.16	Theo Bell (01/07/1979 vs. Houston Oilers)
7.	13.33	Antwaan Randle El (01/23/2005 vs. New England)
8.	13.00	Glen Edwards (12/23/1972 vs. Oakland)
9.	11.33	Lynn Swann (01/12/1975 vs. Minnesota)
10.	10.33	Theo Bell (12/30/1979 vs. Miami)

LONGEST PUNT RETURNS

Rk.	No.	Name
1.	67t	Santonio Holmes (01/11/2009 vs. San Diego)
2.	66t	Antwaan Randle El (01/05/2003 vs. Cleveland)
3.	58	Will Blackwell (01/03/1998 vs. New England)
4.	35	Troy Edwards (01/20/2002 vs. Baltimore)
5.	33	Andre Hastings (01/14/1996 vs. Indianapolis)
6.	31	Jahine Arnold (12/29/1996 vs. Indianapolis)
7.	28	Troy Edwards (01/20/2002 vs. Baltimore)
8.	25	Santonio Holmes (01/18/2009 vs. Baltimore)
9.	22	Antwaan Randle El (01/23/2005 vs. New England)
10.	20	Antwaan Randle El (01/15/2006 at Indianapolis)
		Antwaan Randle El (02/05/2006 vs. Seattle)

MOST KICKOFF RETURNS (CAREER)

Rk.	No.	Name
1.	17	Ernie Mills (1992-96)
2.	16	Larry Anderson (1978-79)
3.	13	Antonio Brown (2010-16)
4.	11	Ike Taylor (2004-2014)
5.	10	Rod Woodson (1989-96)
		Antwaan Randle El (2002-10)
7.	9	Ray-Ray McCloud III (2020-21)
		Preston Pearson (1972-74)
9.	8	Steve Davis (1972-74)
10.	7	Troy Edwards (2001)

MOST KICKOFF RETURNS (GAME)

Rk.	No.	Name
1.	6	Ray-Ray McCloud (01/10/2021 vs. Cleveland)
2.	5	Najeh Davenport (01/05/2008 vs. Jacksonville)
		Troy Edwards (01/27/2002 at New England)
		Ernie Mills (01/05/1997 vs. New England)
		Rich Erenberg (01/06/1985 at Miami)
		Larry Anderson (01/20/1980 vs. L.A. Rams)
7.	4	13 times
		Last: Antonio Brown (02/06/2011 vs. Green Bay)

MOST KICKOFF RETURN YARDS (CAREER)

Rk.	No.	Name
1.	387	Larry Anderson (1978-79)
2.	354	Ernie Mills (1992-96)
3.	257	Antonio Brown (2010-16)
4.	212	Ray-Ray McCloud (2020-21)
5.	206	Preston Pearson (1970-74)
6.	205	Steve Davis (1972-74)
7.	198	Ike Taylor (2004-11)
8.	183	Antwaan Randle El (2002-10)
9.	175	Rod Woodson (1989-96)
10.	136	Mel Blount (1972-83)

MOST KICKOFF RETURN YARDS (GAME)

Rk.	No.	Name
1.	162	Larry Anderson (01/20/1980 vs. L.A. Rams)
2.	146	Ray-Ray McCloud (01/10/2021 vs. Cleveland)
3.	106	Rich Erenberg (01/06/1985 at Miami)
4.	99	Ernie Mills (01/05/1997 at New England)
5.	96	Ernie Mills (01/14/1996 vs. Indianapolis)
6.	88	Antonio Brown (02/06/2011 vs. Green Bay)
7.	86	Troy Edwards (01/27/2002 vs. New England)
8.	85	Antonio Brown (01/15/2011 vs. Baltimore)
9.	84	Henry Odom (01/01/1984 at L.A. Raiders)
10.	83	Najeh Davenport (01/05/2008 vs. Jacksonville)

HIGHEST KICKOFF RETURN AVG. (CAREER) - MIN. 10

Rk.	No.	Name
1.	24.19	Larry Anderson (1978-79)
2.	20.82	Ernie Mills (1992-96)
3.	19.77	Antonio Brown (2010-16)
4.	18.30	Antwaan Randle-El (2002-10)
5.	18.00	Ike Taylor (2004-14)
6.	17.50	Rod Woodson (1987-96)

HIGHEST KICKOFF RETURN AVG. (GAME) - MIN. 3

Rk.	No.	Name
1.	32.40	Larry Anderson (01/20/1980 vs. L.A. Rams)
2.	27.00	Lee Mays (01/11/2003 at Tennessee)
3.	25.67	Steve Davis (12/22/1973 at Oakland)
4.	25.33	Steve Davis (12/29/1974 at Oakland)
5.	24.33	Ray-Ray McCloud (01/10/2021 vs. Cleveland)
	24.33	Louis Lipps (12/30/1984 at Denver)
7.	24.00	Ernie Mills (01/14/1006 vs. Indianapolis)
8.	22.67	Antonio Brown (01/23/2011 vs. N.Y. Jets)
9.	22.00	Antonio Brown (02/06/2011 vs. Green Bay)
	22.00	Ray-Ray McCloud III (01/16/2022 at Kansas City)
	22.00	Rod Woodson (01/08/1994 at Kansas City)

LONGEST KICKOFF RETURNS

Rk.	No.	Name
1.	45	Larry Anderson (01/20/1980 vs. L.A. Rams)
2.	38	Antonio Brown (02/06/2011 vs. Green Bay)
3.	36	Ernie Mills (01/05/1997 at New England)
	36	Ike Taylor (01/08/2006 at Cincinnati)
5.	34	Fitzgerald Toussaint (01/14/2018 vs. Jacksonville)
6.	33	Lee Mays (01/11/2003 at Tennessee)
7.	32	Antwaan Randle El (01/11/2003 at Tennessee)
8.	31	Sammie Coates Jr. (01/22/2017 at New England)
9.	30	Ike Taylor (01/15/2005 vs. N.Y. Jets)
10.	29	Ray-Ray McCloud III (01/16/2022 at Kansas City)
		Ernie Mills (01/14/1006 vs. Indianapolis)

MOST INTERCEPTIONS (CAREER)

Rk.	No.	Name
1.	5	Jack Ham (1972-82)
	5	Mike Wagner (1972-78)
3.	4	Mel Blount (1972-83)
	4	Levon Kirkland (1992-97)
5.	3	Glen Edwards (1972-77)
	3	Chad Scott (1997-2004)
	3	Troy Polamalu (2004-14)
	3	Ike Taylor (2004-14)

MOST INTERCEPTIONS (GAME)

Rk.	No.	Name
1.	2	Jack Ham (12/29/1974 at Oakland)
	2	Mike Wagner (01/04/1976 vs. Oakland)
	2	Brent Alexander (01/20/2002 vs. Baltimore)

MOST INTERCEPTION RETURN YARDS (CAREER)

Rk.	No.	Name
1.	100	James Harrison (2002, 2004-12, 2014-16)
2.	91	Mike Wagner (1972-78)
3.	89	Glen Edwards (1972-77)
4.	72	J.T. Thomas (1973-79)
5.	59	Mel Blount (1972-83)
6.	58	Troy Polamalu (2004-14)
7.	56	Ike Taylor (2004-14)
8.	46	Chad Scott (1997, 2001-04)
9.	35	Valentino Blake (2014-15)
	35	Loren Toews (1973-83)

MOST INTERCEPTION RETURN YARDS (GAME)

Rk.	No.	Name
1.	100	James Harrison (02/01/2009 vs. Arizona)
2.	40	Troy Polamalu (01/18/2009 vs. Baltimore)
3.	37	J.T. Thomas (12/29/1974 at Oakland)
4.	35	Antwon Blake (01/09/2016 at Cincinnati)
	35	Glen Edwards (01/18/1976 vs. Dallas)
	35	Mike Wagner (01/04/1976 vs. Oakland)
	35	J.T. Thomas (01/18/1976 vs. Dallas)
8.	34	Ron Johnson (01/07/1979 vs. Houston Oilers)
	34	Mike Wagner (01/04/1976 vs. Oakland)
10.	32	Brent Alexander (01/20/2002 vs. Baltimore)

MOST INTERCEPTION RETURN TOUCHDOWNS (CAREER)

Rk.	No.	Name
1.	1	James Harrison (2002, 2004-12, 2014-16)
	1	Troy Polamalu (2004-14)

MOST INTERCEPTION RETURN TOUCHDOWNS (GAME)

Rk.	No.	Name
1.	1	James Harrison (02/01/2009 vs. Arizona)
	1	Troy Polamalu (01/18/2009 vs. Baltimore)

LONGEST INTERCEPTION RETURN

Rk.	No.	Name
1.	100t	James Harrison (02/01/2009 vs. Arizona)
2.	40t	Troy Polamalu (01/18/2009 vs. Baltimore)
3.	37	J.T. Thomas (12/29/1974 at Oakland)
4.	35	Antwon Blake (01/09/2016 at Cincinnati)
		Glen Edwards (01/18/1976 vs. Dallas)
		J.T. Thomas (01/18/1976 vs. Dallas)
7.	32	Brent Alexander (01/20/2002 vs. Baltimore)
8.	31	Ike Taylor (01/05/2008 vs. Jacksonville)
9.	27	Mike Wagner (01/12/1975 vs. Minnesota)
10.	26	Ike Taylor (02/05/2006 vs. Seattle)

MOST POINTS SCORED

Rk.	No.	Opponent (Date)
1.	42	vs. Jacksonville (01/14/2018)
	42	vs. Indianapolis (12/29/1996)
3.	40	vs. Buffalo (01/06/1996)
	40	at Baltimore (12/19/1976)
5.	38	vs. Cleveland (01/10/2021)
6.	36	vs. Cleveland (01/05/2003)
7.	35	vs. Dallas (01/21/1979)
	35	vs. San Diego (01/11/2009)
9.	34	at Denver (01/22/2006)
	34	vs. Houston Oilers (01/07/1979)
	34	vs. Miami (12/30/1979)

MOST POINTS ALLOWED

Rk.	No.	Opponent (Date)
1.	48	vs. Cleveland (01/10/2021)
2.	45	at Miami (01/06/1985)
	45	vs. Jacksonville (01/14/2008)
4.	42	at Kansas City (01/16/2022)
5.	41	vs. New England (01/23/2005)
6.	38	at L.A. Raiders (01/01/1984)
7.	36	at New England (01/22/2007)
8.	34	at Denver (12/24/1977)
	34	at Tennessee (01/11/2003)
10.	33	vs. Cleveland (01/05/2003)
	33	at Oakland (12/22/1973)

FEWEST POINTS SCORED

Rk.	No.	Opponent (Date)
1.	0	vs. Philadelphia (12/21/1947)
2.	3	vs. Buffalo (01/09/1993)
	3	at New England (01/05/1997)
4.	7	vs. New England (01/03/1998)
	7	at Oakland (12/26/1976)
6	10	at L.A. Raiders (01/01/1984)
7.	13	vs. San Diego (01/15/1995)
	13	vs. Oakland (12/23/1972)
9.	14	at Oakland (12/22/1973)
10.	16	at Denver (01/17/2006)
	16	vs. Oakland (01/04/1976)
	16	at Minnesota (01/12/1975)

FEWEST POINTS ALLOWED

Rk.	No.	Opponent (Date)
1.	5	vs. Houston Oilers (01/07/1979)
2.	6	vs. New England (01/03/1998)
		vs. Minnesota (01/12/1975)
4.	7	vs. Oakland (12/23/1972)
5.	9	vs. Cleveland (01/07/1995)
6.	10	vs. Baltimore (01/20/2002)
		vs. Seattle (02/05/2006)
		vs. Oakland (01/04/1976)
		vs. Denver (12/30/1978)
		vs. Baltimore (12/27/1975)

MOST POINTS SCORED BY BOTH TEAMS

Rk.	No.	Opponent (Date)
1.	87	vs. Jacksonville (01/14/2018, Jacksonville 45, Pittsburgh 42)
	85	vs. Cleveland (01/10/2021, Cleveland 48, Pittsburgh 37)
3.	73	at Miami (01/06/1985, Miami 45, Pittsburgh 28)
4.	69	vs. Cleveland (01/05/2003, Pittsburgh 36, Cleveland 33)
5.	68	vs. New England (01/23/2005, New England 41, Pittsburgh 27)
6.	66	vs. Dallas (01/21/1979, Pittsburgh 35, Dallas 31)
7.	65	at Tennessee (01/11/2003, Tennessee 34, Pittsburgh 31)
8.	63	at Kansas City (01/16/2022, Kansas City 42, Pittsburgh 21)
9.	61	vs. Buffalo (01/06/1996, Pittsburgh 40, Buffalo 21)
10.	60	vs. Jacksonville (01/05/2008, Jacksonville 31, Pittsburgh 29)

FEWEST POINTS SCORED BY BOTH TEAMS

Rk.	No.	Opponent (Date)
1.	13	vs. New England (01/03/1998, Pittsburgh 7, New England 6)
2.	20	at Oakland (12/23/1972, Pittsburgh 13, Oakland 7)
3.	21	vs. Philadelphia (12/21/1947, Philadelphia 21, Pittsburgh 0)
4.	22	vs. Minnesota (01/12/1975, Pittsburgh 16, Minnesota 6)
5.	26	vs. Oakland (01/04/1976, Pittsburgh 16, Oakland 10)
6.	27	vs. Buffalo (01/09/1993, Buffalo 24, Pittsburgh 3)
7.	30	vs. San Diego (01/15/1995, San Diego 17, Pittsburgh 13)
8.	31	at Oakland (12/26/1976, Oakland 24, Pittsburgh 7)
		at New England (01/05/1997, New England 28, Pittsburgh 3)
		vs. Seattle (02/05/2006, Pittsburgh 21, Seattle 10)

MOST TOUCHDOWNS SCORED

Rk.	No.	Opponent (Date)
1.	6	vs. Jacksonville (01/04/2018)
2.	5	vs. Cleveland (01/10/2021)
		vs. San Diego (01/11/2009)
		vs. Cleveland (01/05/2003)
		vs. Indianapolis (12/29/1996)
		vs. Dallas (01/21/1979)
		vs. Miami (12/30/1979)
		vs. Baltimore (12/19/1976)
9.	4	13 times
		Last: vs. Miami (01/08/2017)

MOST TOUCHDOWNS ALLOWED

Rk.	No.	Opponent (Date)
1.	6	at Kansas City (01/16/2022)
		vs. Cleveland (01/10/2021)
		vs. Jacksonville (01/14/2018)
		at Miami (01/06/1985)
5.	5	vs. New England (01/23/2005)
		at L.A. Raiders (01/01/1984)
7.	4	10 times
		Last: at Buffalo (01/15/2024)

MOST RUSHING TOUCHDOWNS

Rk.	No.	Opponent (Date)
1.	5	vs. Indianapolis (12/29/1996)
2.	3	vs. San Diego (01/11/2009)
		vs. Buffalo (01/06/1996)
		vs. Miami (12/30/1979)
		vs. Baltimore (12/27/1975)
		vs. Buffalo (12/22/1974)
7.	2	17 times
		Last: vs. Miami (01/08/2017)

MOST RUSHING TOUCHDOWNS ALLOWED

Rk.	No.	Opponent (Date)
1.	4	vs. Jacksonville (01/14/2018)
		at L.A. Raiders (01/01/1984)
3.	3	at New England (01/05/1997)
4.	2	11 times
		Last: vs. Cleveland (01/10/2021)

MOST TOUCHDOWNS PASSING

Rk.	No.	Opponent (Date)
1.	5	vs. Jacksonville (01/14/2018)
2.	4	vs. Dallas (01/21/1979)
		vs. Cleveland (01/10/2021)
4.	3	at Cincinnati (01/08/2006)
		vs. Cleveland (01/05/2003)
		vs. Kansas City (01/08/1994)
		at Miami (01/06/1985)
		at Baltimore (12/19/1976)
9.	2	18 times
		Last: at Buffalo (01/15/2024)

MOST TOUCHDOWNS PASSING ALLOWED

Rk.	No.	Opponent (Date)
1.	6	at Kansas City (01/16/2022)
2.	4	at Miami (01/06/1985)
3.	3	Nine times
		Last: at Buffalo (01/15/2024)

MOST DEFENSIVE TOUCHDOWNS

Rk.	No.	Opponent (Date)
1.	1	Seven times Last: at Kansas City (01/16/2022)

MOST DEFENSIVE TOUCHDOWNS BY OPPONENT

Rk.	No.	Opponent (Date)
1.	1	12 times Last: vs. Cleveland (01/10/2021)

MOST PATS/ATTEMPTS

Rk.	No.	Opponent (Date)
1.	6	vs. Jacksonville (01/14/2018)
2.	5	vs. San Diego (01/11/2009) vs. Dallas (01/21/1979)
4.	4	13 times Last: vs. Baltimore (01/15/2011)

MOST PATS/ATTEMPTS BY OPPONENT

Rk.	No.	Opponent (Date)
1.	6	at Kansas City (01/16/2022) vs. Cleveland (01/10/2021) vs. Jacksonville (01/14/2018) at Miami (01/06/1985)
5.	5	vs. New England (01/23/2005) at L.A. Raiders (01/01/1984)
7.	4	Eight times Last: at Buffalo (01/15/2024)

MOST FIELD GOALS MADE

Rk.	No.	Opponent (Date)
1.	6	at Kansas City (01/15/2017)
2.	4	at Cincinnati (01/09/2016) vs. Buffalo (01/06/1996) at Houston Oilers (12/31/1989)
5.	3	Six times Last: at Denver (01/17/2016)

MOST FIELD GOALS MADE BY OPPONENT

Rk.	No.	Opponent (Date)
1.	5	at Denver (01/17/2016)
2.	4	at Oakland (12/22/1973)
3.	3	at New England (01/22/2017) vs. Baltimore (01/03/2015) at Denver (01/08/2012) vs. Indianapolis (01/14/1996) at Houston Oilers (12/31/1989)
8.	2	12 times Last: vs. Cleveland (01/10/2021)

MOST FIRST DOWNS

Rk.	No.	Opponent (Date)
1.	34	vs. Cleveland (01/10/2021)
2.	30	vs. Cleveland (01/05/2003)
3.	29	at Baltimore (12/19/1976) vs. Buffalo (12/22/1974)
5.	28	vs. Jacksonville (01/14/2018)
6.	27	vs. Miami (12/30/1979)
7.	26	vs. San Diego (01/09/1983)
8.	25	vs. Dallas (01/28/1996) at Denver (12/30/1984)
10.	24	vs. Indianapolis (12/29/1996) vs. Jacksonville (01/05/2008) vs. Denver (12/30/1978)

MOST FIRST DOWNS BY OPPONENT

Rk.	No.	Opponent (Date)
1.	29	at Tennessee (01/11/2003) vs. San Diego (01/09/1983)
3.	28	at Kansas City (01/08/1994) at Miami (01/06/1985)
5.	26	at New England (01/22/2017) at Kansas City (01/16/2022)
7.	24	at Buffalo (01/15/2024) at Oakland (12/22/1973) at L.A. Raiders (01/01/1984)
10.	23	vs. Denver (01/11/1998) 23 vs. Arizona (02/01/2009)

MOST FIRST DOWNS BY BOTH TEAMS

Rk.	No.	Opponent (Date)
1.	55	vs. San Diego (01/09/1983, SD 29, PIT 26)
2.	54	vs. Cleveland (01/10/2021, PIT 34, CLE 20)
3.	51	vs. Cleveland (01/05/2003, PIT 30, CLE 21)
4.	50	vs. Jacksonville (01/14/2018, PIT 28, JAX 22) at Tennessee (01/11/2003, TEN 29, PIT 21) at Miami (01/06/1985, MIA 28, PIT 22)
7.	49	at Kansas City (OT) (01/08/1994, KC 28, PIT 21)
8.	48	at New England (01/22/2017, NE 26, PIT 22)
9.	46	at Buffalo (01/15/2024, BUF 24, PIT 22) vs. Denver (01/11/1998, DEN 23, PIT 23)

FEWEST FIRST DOWNS

Rk.	No.	Opponent (Date)
1.	7	vs. Philadelphia (12/21/1947)
2.	11	vs. Baltimore (01/18/2009)
3.	12	at New England (01/05/1997)
4.	13	at Oakland (12/26/1976) vs. Dallas (01/18/1976) vs. Miami (12/31/1972) vs. Oakland (12/23/1972)
8.	14	vs. Seattle (02/05/2006)
9.	15	at Oakland (12/22/1973)
10.	16	Four times Last: at Denver (01/17/2016)

FEWEST FIRST DOWNS BY OPPONENT

Rk.	No.	Opponent (Date)
1.	7	vs. Baltimore (01/20/2002)
2.	8	vs. Indianapolis (12/29/1996)
3.	9	vs. Minnesota (01/12/1975)
4.	10	vs. Cleveland (01/07/1995) vs. Houston Oilers (01/07/1979) vs. Baltimore (12/27/1975)
7.	11	vs. Houston Oilers (01/06/1980)
8.	12	vs. Baltimore (01/15/2011)
9.	13	vs. Baltimore (01/18/2009) vs. San Diego (01/15/1995) vs. Oakland (12/23/1972)

MOST FIRST DOWNS RUSHING		
Rk.	No.	Opponent (Date)
1.	18	vs. Buffalo (12/22/1974)
2.	16	vs. Indianapolis (12/29/1996)
3.	14	vs. Miami (12/30/1979) vs. Cleveland (01/07/1995)
5.	13	vs. Baltimore (12/27/1975)
6.	12	at Baltimore (12/19/1976) vs. San Diego (01/11/2009) at Denver (12/30/1984)
9.	11	vs. Baltimore (01/20/2002) vs. Minnesota (01/12/1975) at Oakland (12/29/1974)

MOST FIRST DOWNS RUSHING BY OPPONENT		
Rk.	No.	Opponent (Date)
1.	14	at Oakland (12/22/1973)
2.	13	at L.A. Raiders (01/01/1984)
3.	11	at Buffalo (01/15/2024) vs. Miami (12/31/1972)
5.	10	at Tennessee (01/11/2003) at Miami (01/06/1985)
7.	9	vs. Jacksonville (01/14/2018) at New England (01/05/1997) vs. Oakland (12/23/1972)
10.	8	Four times Last: vs. Cleveland (01/10/2021)

FEWEST FIRST DOWNS RUSHING		
Rk.	No.	Opponent (Date)
1.	1	vs. Baltimore (01/18/2009)
2.	2	vs. Dallas (01/21/1979) at Oakland (12/22/1973)
4.	3	at Kansas City (01/16/2022) at New England (01/22/2017) vs. Cleveland (01/05/2003) at Oakland (12/26/1976)
8.	4	Six times Last: vs. Jacksonville (01/14/2018)

FEWEST FIRST DOWNS RUSHING BY OPPONENT		
Rk.	No.	Opponent (Date)
1.	0	vs. Baltimore (01/20/2002) vs. Indianapolis (12/29/1996) at Oakland (12/29/1974)
4.	1	vs. Miami (01/08/2017) vs. San Diego (01/11/2009) vs. New England (01/03/1998)
7.	2	Eight times Last: vs. N.Y. Jets (01/23/2011)

MOST FIRST DOWNS PASSING		
Rk.	No.	Opponent (Date)
1.	29	vs. Cleveland (01/10/2021)
2.	24	vs. Cleveland (01/05/2003)
3.	23	vs. Jacksonville (01/14/2018)
4.	19	vs. San Diego (01/09/1983)
5.	18	at New England (01/22/2017)
6.	17	vs. San Diego (01/15/1995) vs. Jacksonville (01/05/2008)
8.	15	Eight times Last: at Kansas City (01/16/2022)

MOST FIRST DOWNS PASSING BY OPPONENT		
Rk.	No.	Opponent (Date)
1.	20	vs. Arizona (02/01/2009)
2.	19	at Kansas City (01/16/2022) at Kansas City (01/08/1994) vs. San Diego (01/09/1983)
5.	18	at Tennessee (01/11/2003) vs. Cleveland (01/05/2003) at Houston Oilers (12/31/1989) at Miami (01/06/1985)
9.	17	at New England (01/22/2017)
10.	16	vs. Miami (01/08/2017)

FEWEST FIRST DOWNS PASSING		
Rk.	No.	Opponent (Date)
1.	2	vs. Philadelphia (12/21/1947)
2.	3	vs. Baltimore (12/27/1975)
3.	5	vs. Minnesota (01/12/1975) at New England (01/05/1997)
5.	6	vs. Dallas (01/18/1976) vs. Miami (12/31/1972) vs. Oakland (12/23/1972)
8.	7	vs. Miami (01/08/2017) vs. Indianapolis (12/29/1996) at Oakland (12/29/1974)

FEWEST FIRST DOWNS PASSING BY OPPONENT		
Rk.	No.	Opponent (Date)
1.	3	vs. Houston Oilers (01/07/1979)
2.	4	vs. Baltimore (12/27/1975) vs. Oakland (12/23/1972)
4.	5	vs. Jacksonville (01/05/2008) vs. Minnesota (01/12/1975)
6.	6	Five times Last: vs. Baltimore (01/20/2002)

MOST FIRST DOWNS BY PENALTY (STEELERS)		
Rk.	No.	Opponent (Date)
1.	5	at Cincinnati (01/09/2016) at Tennessee (01/11/2003) vs. New England (01/27/2002)
4.	4	vs. N.Y. Jets (01/23/2011) vs. Arizona (02/01/2009) vs. Denver (12/30/1978)
7.	3	Six times Last: vs. Miami (01/08/2017)

MOST FIRST DOWNS BY PENALTY (OPPONENT)		
Rk.	No.	Opponent (Date)
1.	4	vs. San Diego (01/09/1983) at Baltimore (12/19/1976)
3.	3	Eight times Last: at Kansas City (01/15/2017)

MOST NET YARDS GAINED

Rk.	No.	Opponent (Date)
1.	553	vs. Cleveland (01/10/2021)
2.	545	vs. Jacksonville (01/14/2018)
3.	526	at Baltimore (12/19/1976)
4.	455	at Miami (01/06/1985)
5.	438	vs. Buffalo (12/22/1974)
6.	432	vs. Cleveland (01/05/2003)
7.	425	vs. Denver (12/30/1978)
8.	424	vs. Cleveland (01/07/1995)
9.	422	vs. San Diego (01/09/1983)
10.	415	vs. San Diego (01/15/1995)

MOST NET YARDS GAINED BY OPPONENT

Rk.	No.	Opponent (Date)
1.	569	at Miami (01/06/1985)
2.	479	vs. San Diego (01/09/1983)
3.	478	at Kansas City (01/16/2022)
4.	447	at Denver (01/08/2012)
		vs. Cleveland (01/05/2003)
6.	431	at New England (01/22/2017)
7.	430	at Tennessee (01/11/2003)
8.	413	at L.A. Raiders (01/01/1984)
9.	407	vs. Arizona (02/01/2009)
10.	401	at Kansas City (01/08/1994)

FEWEST NET YARDS GAINED

Rk.	No.	Opponent (Date)
1.	145	vs. Philadelphia (12/21/1947)
2.	213	at New England (01/05/1997)
3.	223	at Oakland (12/22/1973)
4.	237	at Oakland (12/26/1976)
5.	240	vs. Buffalo (01/09/1993)
6.	250	vs. Miami (12/31/1972)
7.	252	vs. Oakland (12/23/1972)
8.	257	at Kansas City (01/16/2022)
9.	263	vs. Baltimore (01/15/2011)
10.	275	vs. Baltimore (01/18/2009)

FEWEST NET YARDS GAINED BY OPPONENT

Rk.	No.	Opponent (Date)
1.	119	vs. Minnesota (01/12/1975)
2.	126	vs. Baltimore (01/15/2011)
3.	142	vs. Houston Oilers (01/07/1979)
4.	146	vs. Indianapolis (12/29/1996)
5.	150	vs. Baltimore (01/20/2002)
6.	154	vs. Baltimore (12/27/1975)
7.	170	at Baltimore (12/19/1976)
8.	186	vs. Cleveland (01/07/1995)
9.	198	vs. Baltimore (01/18/2009)
10.	216	vs. Oakland (12/23/1972)

MOST TOTAL PLAYS

Rk.	No.	Opponent (Date)
1.	84	vs. Cleveland (01/10/2021)
	84	vs. Dallas (01/28/1996)
3.	80	vs. San Diego (01/15/1995)
		at Kansas City (01/08/1994)
5.	78	vs. Jacksonville (01/14/2018)
		vs. Buffalo (01/06/1996)
7.	76	at Denver (12/24/1977)
8.	74	vs. Jacksonville (01/05/2008)
		vs. N.Y. Jets (01/15/2005)
		vs. Cleveland (01/07/1995)

MOST TOTAL PLAYS BY OPPONENT

Rk.	No.	Opponent (Date)
1.	82	at Tennessee (OT) (01/11/2003)
2.	81	at Kansas City (OT) (01/08/1994)
3.	77	vs. Seattle (02/05/2006)
4.	76	vs. Oakland (01/04/1976)
5.	74	at Oakland (12/22/1973)
6.	73	vs. Cleveland (01/05/2003)
	73	at Houston Oilers (12/31/1989)
8.	71	at New England (01/22/2017)
		at Denver (01/17/2016)
		at Miami (01/06/1985)
		vs. San Diego (01/09/1983)

FEWEST TOTAL PLAYS

Rk.	No.	Opponent (Date)
1.	46	at Oakland (12/22/1973)
2.	47	vs. Philadelphia (12/21/1947)
3.	48	vs. Miami (12/31/1972)
4.	54	vs. Miami (01/08/2017)
5.	56	vs. Seattle (02/05/2006)
		at Cincinnati (01/08/2006)
7.	58	vs. Arizona (02/01/2009)
		vs. L.A. Rams (01/20/1980)
		vs. Dallas (01/21/1979)
10.	59	at Denver (01/17/2016)
		at Oakland (12/26/1976)
		vs. Baltimore (12/27/1975)

FEWEST TOTAL PLAYS BY OPPONENT

Rk.	No.	Opponent (Date)
1.	47	vs. San Diego (01/15/1995)
		vs. Minnesota (01/12/1975)
		vs. Buffalo (12/22/1974)
4.	49	at Kansas City (01/15/2017)
5.	50	vs. San Diego (01/11/2009)
		vs. Dallas (01/28/1996)
		vs. Cleveland (01/07/1995)
8.	51	vs. Baltimore (01/20/2002)
9.	52	vs. Indianapolis (12/29/1996)
		at Denver (01/07/1990)
		vs. Houston Oilers (01/16/1980)

MOST YARDS GAINED RUSHING

Rk.	No.	Opponent (Date)
1.	249	vs. Minnesota (01/12/1975)
2.	238	vs. Cleveland (01/07/1995)
3.	235	vs. Buffalo (12/22/1974)
4.	231	vs. Indianapolis (12/29/1996)
5.	225	at Baltimore (12/19/1976)
6.	211	vs. Baltimore (12/27/1975)
7.	210	at Oakland (12/29/1974)
8.	193	vs. N.Y. Jets (01/15/2005)
9.	181	vs. Seattle (02/05/2006)
10.	179	vs. Miami (01/08/2017)
		vs. Houston Oilers (01/07/1979)

MOST YARDS GAINED RUSHING BY OPPONENT

Rk.	No.	Opponent (Date)
1.	232	at Oakland (12/22/1973)
2.	194	at New England (01/05/1997)
3.	193	vs. Miami (12/31/1972)
4.	188	at L.A. Raiders (01/01/1984)
5.	179	at Buffalo (01/15/2024)
6.	169	vs. Buffalo (01/09/1993)
7.	164	vs. Jacksonville (01/14/2018)
8.	157	at Oakland (12/26/1976)
9.	154	vs. Dallas (01/21/1979)
10.	150	vs. Denver (01/11/1998)

FEWEST YARDS GAINED RUSHING

Rk.	No.	Opponent (Date)
1.	43	vs. Jacksonville (01/05/2008)
2.	52	vs. Cleveland (01/10/2021)
		vs. Baltimore (01/18/2009)
4.	54	at New England (01/22/2017)
5.	56	at Kansas City (01/16/2022)
6.	58	vs. Arizona (02/01/2009)
		vs. New England (01/27/2002)
8.	65	at Oakland (12/22/1973)
9.	66	vs. San Diego (01/15/1995)
		vs. Dallas (01/21/1979)

FEWEST YARDS GAINED RUSHING BY OPPONENT

Rk.	No.	Opponent (Date)
1.	15	vs. San Diego (01/11/2009)
2.	17	vs. Minnesota (01/12/1975)
3.	22	vs. Baltimore (01/20/2002)
4.	24	vs. Houston Oilers (01/06/1980)
5.	25	vs. Miami (12/30/1979)
6.	29	at Oakland (12/29/1974)
7.	33	vs. Arizona (02/01/2009)
8.	35	vs. Baltimore (01/15/2011)
9.	36	vs. New England (01/03/1998)
10.	38	vs. Cleveland (01/05/2003)

MOST RUSHING ATTEMPTS

Rk.	No.	Opponent (Date)
1.	57	vs. Minnesota (01/12/1975)
2.	51	vs. Indianapolis (12/29/1996)
		vs. Cleveland (01/07/1995)
		at Oakland (12/29/1974)
		vs. Buffalo (12/22/1974)
6.	49	vs. Baltimore (01/20/2002)
7.	47	vs. Houston Oilers (01/07/1979)
8.	46	vs. Dallas (01/18/1976)
9.	43	vs. N.Y. Jets (01/23/2011)
		vs. N.Y. Jets (01/15/2005)

MOST RUSHING ATTEMPTS BY OPPONENT

Rk.	No.	Opponent (Date)
1.	55	at Oakland (12/22/1973)
2.	52	vs. Philadelphia (12/21/1947)
3.	51	at Oakland (12/26/1976)
4.	49	vs. Miami (12/31/1972)
5.	41	vs. Baltimore (12/27/1975)
6.	39	vs. Buffalo (01/09/1993)
7.	38	at Miami (01/06/1985)
8.	37	at Denver (12/24/1977)
9.	36	at Tennessee (01/11/2003)
10.	35	vs. Jacksonville (01/15/2018)

FEWEST RUSHING ATTEMPTS

Rk.	No.	Opponent (Date)
1.	16	vs. Cleveland (01/10/2021)
2.	18	vs. Jacksonville (01/14/2018)
3.	19	vs. Denver (01/17/2006)
		vs. Baltimore (01/03/2015)
5.	20	at Kansas City (01/16/2022)
		at New England (01/22/2017)
		at Tennessee (01/11/2003)
		vs. Cleveland (01/05/2003)
		at Oakland (12/22/1973)
10.	21	at Oakland (12/26/1976)

FEWEST RUSHING ATTEMPTS BY OPPONENT

Rk.	No.	Opponent (Date)
1.	11	vs. San Diego (01/11/2009)
		vs. Baltimore (01/20/2002)
3.	12	vs. Arizona (02/01/2009)
4.	13	vs. Green Bay (02/06/2011)
5.	14	at Kansas City (01/15/2017)
		at Indianapolis (01/15/2006)
7.	15	vs. Indianapolis (12/29/1996)
8.	17	vs. Cleveland (01/07/1995)
9.	18	vs. Baltimore (01/15/2011)
10.	19	vs. New England (01/03/1998)

MOST NET YARDS GAINED PASSING

Rk.	No.	Opponent (Date)
1.	501	vs. Cleveland (01/10/2021)
2.	462	vs. Jacksonville (01/14/2018)
3.	349	vs. San Diego (01/15/1995)
4.	343	vs. Cleveland (01/05/2003)
5.	325	vs. San Diego (01/09/1983)
6.	319	vs. Baltimore (01/03/2015)
7.	314	at New England (01/22/2017)
8.	312	at Miami (01/06/1985)
9.	311	at Denver (01/17/2016)
10.	309	vs. L.A. Rams (01/20/1980)

MOST NET YARDS GAINED PASSING BY OPPONENT

Rk.	No.	Opponent (Date)
1.	435	at Miami (01/06/1985)
2.	409	vs. Cleveland (01/05/2003)
3.	374	at New England (01/22/2017)
		vs. Arizona (02/01/2009)
5.	372	at Kansas City (01/16/2022)
6.	333	vs. San Diego (01/09/1983)
7.	331	at Tennessee (01/11/2003)
8.	316	at Denver (01/08/2012)
9.	315	at Houston Oilers (12/31/1989)
10.	288	vs. Green Bay (02/06/2011)

FEWEST NET YARDS GAINED PASSING

Rk.	No.	Opponent (Date)
1.	43	vs. Philadelphia (12/21/1947)
2.	76	vs. Baltimore (12/27/1975)
3.	84	vs. Minnesota (01/12/1975)
4.	90	at New England (01/05/1997)
5.	95	at Oakland (12/29/1974)
6.	111	vs. Buffalo (01/09/1993)
7.	112	at Houston Oilers (12/31/1989)
8.	121	vs. N.Y. Jets (01/23/2011)
9.	122	vs. Miami (12/31/1972)
10.	134	vs. New England (01/03/1998)

FEWEST NET YARDS GAINED PASSING BY OPPONENT

Rk.	No.	Opponent (Date)
1.	63	at Oakland (12/26/1976)
2.	70	vs. Houston Oilers (01/07/1979)
3.	72	vs. Baltimore (12/27/1975)
4.	78	vs. Oakland (12/23/1972)
5.	91	vs. Baltimore (01/15/2011)
6.	99	at Baltimore (12/19/1976)
7.	102	vs. Minnesota (01/12/1975)
8.	104	vs. Jacksonville (01/05/2008)
9.	105	vs. Indianapolis (12/29/1996)
10.	121	vs. Miami (12/31/1972)

MOST PASS ATTEMPTS

Rk.	No.	Opponent (Date)
1.	68	vs. Cleveland (01/10/2021)
2.	58	vs. Jacksonville (01/14/2018)
3.	54	vs. San Diego (01/15/1995)
4.	49	vs. Dallas (01/28/1996)
5.	48	vs. Baltimore (01/03/2015)
		vs. Cleveland (01/05/2003)
7.	47	at New England (01/22/2017)
8.	44	at Kansas City (01/16/2022)
9.	42	vs. Jacksonville (01/05/2008)
		at Tennessee (01/11/2003)
		vs. New England (01/27/2002)
		at Kansas City (OT) (01/08/1994)

MOST PASS ATTEMPTS BY OPPONENT

Rk.	No.	Opponent (Date)
1.	49	vs. Seattle (02/05/2006)
2.	48	at Houston Oilers (OT) (12/31/1989)
3.	45	at Tennessee (01/11/2003)
4.	44	vs. New England (01/03/1998)
		at Kansas City (OT) (01/08/1994)
6.	43	vs. Arizona (02/01/2009)
		vs. Cleveland (01/05/2003)
8.	42	at New England (01/22/2017)
		vs. San Diego (01/09/1983)
		at Oakland (12/26/1976)

FEWEST PASS ATTEMPTS

Rk.	No.	Opponent (Date)
1.	13	vs. Baltimore (12/27/1975)
2.	14	vs. Minnesota (01/12/1975)
3.	17	at Oakland (12/29/1974)
4.	18	vs. Miami (01/08/2017)
		vs. Philadelphia (12/21/1947)
6.	19	vs. N.Y. Jets (01/23/2011)
		vs. Houston Oilers (01/07/1979)
		vs. Dallas (01/18/1976)
9.	20	vs. Miami (12/31/1972)
10.	21	Three times
		Last: at Cincinnati (01/08/2006)

FEWEST PASS ATTEMPTS BY OPPONENT

Rk.	No.	Opponent (Date)
1.	16	at Oakland (12/26/1976)
		vs. Miami (12/31/1972)
3.	17	at Oakland (12/22/1973)
4.	18	vs. Philadelphia (12/21/1947)
5.	20	at Denver (01/07/1990)
6.	21	at Denver (01/08/2012)
		vs. Jacksonville (01/05/2008)
		vs. New England (01/23/2005)
9.	22	vs. San Diego (01/15/1995)
		vs. Denver (12/30/1978)
		vs. Baltimore (12/27/1975)

MOST PASS COMPLETIONS

Rk.	No.	Opponent (Date)
1.	47	vs. Cleveland (01/10/2021)
2.	37	vs. Jacksonville (01/14/2018)
3.	33	vs. Baltimore (01/03/2015)
4.	32	vs. San Diego (01/15/1995)
5.	31	at New England (01/22/2017)
6.	30	vs. Cleveland (01/05/2003)
7.	29	at Kansas City (01/16/2022)
		vs. Jacksonville (01/05/2008)
9.	28	vs. Dallas (01/28/1996)
		vs. San Diego (01/09/1983)

MOST PASS COMPLETIONS BY OPPONENT

Rk.	No.	Opponent (Date)
1.	32	at New England (01/22/2017)
2.	31	at Kansas City (01/16/2022)
		vs. Arizona (02/01/2009)
4.	29	vs. Miami (01/08/2017)
		at Kansas City (OT) (01/08/1994)
		at Houston Oilers (OT) (12/31/1989)
7.	27	at Tennessee (OT) (01/11/2003)
		vs. San Diego (01/09/1983)
9.	26	vs. Seattle (02/05/2006)
		vs. Cleveland (01/05/2003)

FEWEST PASS COMPLETIONS

Rk.	No.	Opponent (Date)
1.	4	vs. Philadelphia (12/21/1947)
2.	8	vs. Baltimore (12/27/1975)
		at Oakland (12/29/1974)
4.	9	vs. Dallas (01/18/1976)
		vs. Minnesota (01/12/1975)
6.	10	vs. N.Y. Jets (01/23/2011)
		vs. Seattle (02/05/2006)
		vs. Miami (12/31/1972)
9.	11	vs. Houston Oilers (01/07/1979)
		vs. Oakland (12/23/1972)

FEWEST PASS COMPLETIONS BY OPPONENT

Rk.	No.	Opponent (Date)
1.	8	vs. Baltimore (12/27/1975)
2.	9	vs. Jacksonville (01/05/2008)
3.	10	at Denver (01/08/2012)
		at Oakland (12/26/1976)
		vs. Miami (12/31/1972)
6.	11	vs. San Diego (01/15/1995)
		at Denver (12/24/1977)
		at Baltimore (12/19/1976)
		vs. Minnesota (01/12/1975)
		vs. Buffalo (12/22/1974)
		vs. Oakland (12/23/1972)

MOST PASS ATTEMPTS BY BOTH TEAMS

Rk.	No.	Opponent (Date)
1.	102	vs. Cleveland (01/10/2021)
2.	91	vs. Cleveland (01/05/2003)
3.	89	at New England (01/22/2017)
4.	87	at Tennessee (OT) (01/11/2003)
5.	86	at Kansas City (OT) (01/08/1994)
6.	84	vs. Jacksonville (01/14/2018)
	84	at Kansas City (01/16/2022)
8.	81	vs. New England (01/27/2002)
		at Houston Oilers (12/31/1989)
		vs. San Diego (01/09/1983)

MOST PASS COMPLETIONS BY BOTH TEAMS

Rk.	No.	Opponent (Date)
1.	68	vs. Cleveland (01/10/2021)
2.	63	at New England (01/22/2017)
3.	60	at Kansas City (01/16/2022)
4.	56	vs. Cleveland (01/05/2003)
5.	55	vs. San Diego (01/09/1983)
6.	52	at Kansas City (OT) (01/08/1994)
		vs. Arizona (02/01/2009)
8.	51	vs. Baltimore (01/03/2015)
		vs. Jacksonville (01/14/2018)
10.	49	vs. Green Bay (02/06/2011)

MOST PASSES HAD INTERCEPTIONS (STEELERS)

Rk.	No.	Opponent (Date)
1.	4	vs. Cleveland (01/10/2021)
2.	3	10 times
		Last: vs. Jacksonville (01/05/2008)

MOST PASSES HAD INTERCEPTIONS (OPPONENT)

Rk.	No.	Opponent (Date)
1.	5	vs. Houston Oilers (01/07/1979)
3.	3	vs. Baltimore (01/18/2009)
		vs. Baltimore (01/20/2002)
		vs. Buffalo (01/06/1996)
		vs. Dallas (01/18/1976)
		vs. Minnesota (01/12/1975)
		at Oakland (12/29/1974)
8.	2	13 times
		Last: vs. Jacksonville (01/05/2008)

MOST SACKS ALLOWED (SINCE 1982)

Rk.	No.	Opponent (Date)
1.	7.0	vs. Buffalo (01/09/1993)
2.	6.0	vs. Baltimore (01/15/2011)
		vs. Jacksonville (01/05/2008)
4.	5.0	vs. Baltimore (01/03/2015)
		at Denver (01/08/2012)
		at L.A. Raiders (01/01/1984)
7.	4.0	at Cincinnati (01/09/2016)
		vs. Baltimore (01/18/2009)
		vs. Dallas (01/28/1996)

MOST SACKS (SINCE 1982)

Rk.	No.	Opponent (Date)
1.	5.0	vs. Miami (01/08/2017) vs. Baltimore (01/15/2011) at Indianapolis (01/15/2006)
4.	4.0	Seven times Last: vs. San Diego (01/11/2009)

MOST PUNTS

Rk.	No.	Opponent (Date)
1.	9	vs. New England (01/03/1998) at New England (01/05/1997)
3.	8	at L.A. Raiders (01/01/1984)
4.	7	at Kansas City (01/16/2022) at Cincinnati (01/09/2016) vs. Baltimore (01/18/2009) at Kansas City (OT) (01/08/1994)
8.	6	Seven times Last: vs. Seattle (02/05/2006)

MOST PUNTS BY OPPONENT

Rk.	No.	Opponent (Date)
1.	9	vs. Baltimore (12/27/1975)
2.	8	vs. Baltimore (01/20/2002) vs. Indianapolis (12/29/1996) at Oakland (12/26/1976)
5.	7	Eight times Last: vs. Baltimore (01/18/2009)

FEWEST PUNTS

Rk.	No.	Opponent (Date)
1.	1	at Kansas City (01/15/2017) vs. N.Y. Jets (01/23/2011) vs. Houston Oilers (01/07/1979) at Baltimore (12/19/1976)
5.	2	Eight times Last: vs. Jacksonville (01/14/2018)

FEWEST PUNTS BY OPPONENT

Rk.	No.	Opponent (Date)
1.	1	vs. San Diego (01/09/1983)
2.	2	Six times Last: at New England (01/22/2017)
8.	3	at Cincinnati (01/08/2006) at Buffalo (01/15/2024)
10.	4	18 times Last: at Kansas City (01/16/2022)

HIGHEST PUNTING AVG. (MIN. 3 PUNTS)

Rk.	No.	Opponent (Date)
1.	51.3	vs. Miami (12/31/1972)
2.	51.0	vs. Green Bay (02/06/2011) vs. Houston Oilers (01/06/1980)
4.	49.7	at Kansas City (01/16/2022)
5.	48.7	vs. Seattle (02/05/2006)
6.	48.5	vs. Baltimore (01/15/2011)
7.	48.2	vs. Oakland (12/23/1972)
8.	47.0	at Cincinnati (01/08/2006)
9.	46.3	vs. Arizona (02/01/2009)
10.	46.0	at Denver (01/08/2012)

HIGHEST PUNTING AVG. BY OPPONENT (MIN. 3 PUNTS)

Rk.	No.	Opponent (Date)
1.	53.8	vs. Baltimore (01/15/2011)
2.	50.2	vs. Seattle (02/05/2006)
3.	50.0	vs. Jacksonville (01/05/2008) vs. Indianapolis (12/29/1996)
5.	48.0	at Buffalo (01/15/2014)
6.	47.2	vs. San Diego (01/11/2009)
7.	47.0	at Denver (01/17/2016)
8.	45.8	at Kansas City (01/15/2017)
9.	45.3	at Indianapolis (01/15/2006)
10.	45.1	vs. Oakland (12/23/1972)

MOST PENALTIES

Rk.	No.	Opponent (Date)
1.	12	at Baltimore (12/19/1976)
2.	11	vs. Denver (12/30/1978)
3.	10	at Cincinnati (01/09/2016) at Denver (12/24/1977)
5.	9	vs. Baltimore (01/15/2011)
6.	8	Six times Last: vs. Baltimore (01/03/2015)

MOST PENALTIES BY OPPONENT

Rk.	No.	Opponent (Date)
1.	12	vs. New England (01/27/2002)
2.	11	vs. Arizona (02/01/2009)
3.	9	at Indianapolis (01/15/2006) vs. Cleveland (01/05/2003) vs. Baltimore (01/20/2002) vs. Dallas (01/21/1979) at Oakland (12/22/1973)
8.	8	Five times Last: at Cincinnati (01/09/2016)

MOST YARDS PENALIZED

Rk.	No.	Opponent (Date)
1.	142	at Cincinnati (01/09/2016)
2.	122	vs. Minnesota (01/12/1975)
3.	114	vs. Baltimore (01/03/2015)
4.	111	vs. San Diego (01/15/1995)
5.	93	vs. Baltimore (01/15/2011)
6.	88	vs. Denver (12/30/1978) at Baltimore (12/19/1976)
8.	71	vs. Denver (01/11/1998)
9.	67	vs. Baltimore (01/18/2009) at Denver (12/24/1977)

MOST YARDS PENALIZED BY OPPONENT

Rk.	No.	Opponent (Date)
1.	106	vs. Arizona (02/01/2009)
2.	104	vs. San Diego (01/11/2009) vs. Denver (12/30/1978)
4.	92	at Tennessee (01/11/2003)
5.	90	at Cincinnati (01/08/2006)
6.	89	vs. Dallas (01/21/1979)
7.	87	vs. New England (01/27/2002)
8.	79	at Cincinnati (01/09/2016)
9.	75	vs. Cleveland (01/05/2003) at Oakland (12/22/1973)

MOST TURNOVERS

Rk.	No.	Opponent (Date)
1.	7	vs. Oakland (01/04/1976)
2.	5	vs. Cleveland (01/10/2021)
		vs. Houston Oilers (01/07/1979)
		vs. Baltimore (12/27/1975)
5.	4	Six times
		Last: vs. Jacksonville (01/05/2008)

MOST TURNOVERS BY OPPONENT

Rk.	No.	Opponent (Date)
1.	9	vs. Houston Oilers (01/07/1979)
2.	5	vs. Oakland (01/04/1976)
		vs. Minnesota (01/12/1975)
4.	4	Eight times
		Last: at Cincinnati (01/09/2016)

MOST FUMBLES LOST

Rk.	No.	Opponent (Date)
1.	4	vs. Oakland (01/04/1976)
2.	3	vs. Miami (12/30/1979)
		vs. Houston Oilers (01/07/1979)
		vs. Baltimore (12/27/1975)
5.	2	Seven times
		Last: vs. Baltimore (01/15/2011)

MOST FUMBLES LOST BY OPPONENT

Rk.	No.	Opponent (Date)
1.	4	vs. Houston Oilers (01/07/1979)
2.	3	at Cincinnati (01/09/2016)
		vs. Oakland (01/04/1976)
4.	2	13 times
		Last: vs. Miami (01/08/2017)

POSTSEASON STARTING QUARTERBACKS

Date	Playoff Round	Quarterback	Opponent	Result	Cmp.	Att.	Pct.	Yds.	Pass TDs	INT	Passer Rtg.	Yards/Att.
12/21/1947	Divisional Playoff	Johnny Clement**	Philadelphia Eagles	L	4	16	25.0	52	0	0	40.6	3.3
12/23/1972	Divisional Playoff	Terry Bradshaw	Oakland Raiders	W	11	25	44.0	175	1	1	64.6	7.0
12/31/1972	AFC Championship	Terry Bradshaw	Miami Dolphins	L	5	10	50.0	80	1	2	70.8	8.0
12/22/1973	Divisional Playoff	Terry Bradshaw	at Oakland Raiders	L	12	25	48.0	167	2	3	57.0	6.7
12/22/1974	Divisional Playoff	Terry Bradshaw	Buffalo Bills	W	12	19	63.2	203	1	0	116.8	10.7
12/29/1974	AFC Championship	Terry Bradshaw	at Oakland Raiders	W	8	17	47.1	95	1	1	59.7	5.6
01/12/1975	Super Bowl	Terry Bradshaw	vs. Minnesota Vikings	W	9	14	64.3	96	1	0	108.0	6.9
12/27/1975	Divisional Playoff	Terry Bradshaw	Baltimore Colts	W	8	13	61.5	103	0	2	46.8	7.9
01/04/1976	AFC Championship	Terry Bradshaw	Oakland Raiders	W	15	25	60.0	215	1	3	61.7	8.6
01/18/1976	Super Bowl	Terry Bradshaw	Dallas Cowboys	W	9	19	47.4	209	2	0	122.5	11.0
12/19/1976	Divisional Playoff	Terry Bradshaw	at Baltimore Colts	W	14	18	77.8	264	3	0	158.3	14.7
12/26/1976	AFC Championship	Terry Bradshaw	at Oakland Raiders	L	14	35	40.0	176	0	1	44.5	5.0
12/24/1977	Divisional Playoff	Terry Bradshaw	at Denver Broncos	L	19	37	51.4	177	1	3	40.0	4.8
12/30/1978	Divisional Playoff	Terry Bradshaw	Denver Broncos	W	16	29	55.2	272	2	1	95.8	9.4
01/07/1979	AFC Championship	Terry Bradshaw	Houston Oilers	W	11	19	57.9	200	2	2	89.7	10.5
01/21/1979	Super Bowl	Terry Bradshaw	vs. Dallas Cowboys	W	17	30	56.7	318	4	1	119.2	10.6
12/30/1979	Divisional Playoff	Terry Bradshaw	Miami Dolphins	W	21	31	67.7	230	2	0	111.0	7.4
01/06/1980	AFC Championship	Terry Bradshaw	Houston Oilers	W	18	30	60.0	219	2	1	90.8	7.3
01/20/1980	Super Bowl	Terry Bradshaw	L.A. Rams	W	14	21	66.7	309	2	3	101.9	14.7
01/09/1983	Wild Card Playoff	Terry Bradshaw	San Diego Chargers	L	28	39	71.8	325	2	2	92.4	8.3
01/01/1984	Divisional Playoff	Cliff Stoudt	at L.A. Raiders	L	10	20	50.0	187	1	1	78.5	9.4
12/30/1984	Divisional Playoff	Mark Malone	at Denver Broncos	W	17	28	60.7	224	1	0	97.9	8.0
01/06/1985	AFC Championship	Mark Malone	at Miami Dolphins	L	20	36	55.6	312	3	3	77.5	8.7
12/31/1989	Wild Card Playoff	Bubby Brister	at Houston Oilers	W	15	33	45.5	127	0	0	56.0	3.8
01/07/1990	Divisional Playoff	Bubby Brister	at Denver Broncos	L	19	29	65.5	229	1	0	101.1	7.9
01/09/1993	Divisional Playoff	Neil O'Donnell	Buffalo Bills	L	15	29	51.7	163	0	2	39.9	5.6
01/08/1994	Wild Card Playoff	Neil O'Donnell	at Kansas City Chiefs	L	23	42	54.8	286	3	0	99.9	6.8
01/07/1995	Divisional Playoff	Neil O'Donnell	Cleveland Browns	W	16	23	69.6	186	2	0	122.7	8.1
01/15/1995	AFC Championship	Neil O'Donnell	San Diego Chargers	L	32	54	59.3	349	1	0	84.6	6.5
01/06/1996	Divisional Playoff	Neil O'Donnell	Buffalo Bills	W	19	35	54.3	262	1	2	64.2	7.5
01/14/1996	AFC Championship	Neil O'Donnell	Indianapolis Colts	W	25	41	61.0	205	1	1	71.7	5.0
01/28/1996	Super Bowl	Neil O'Donnell	Dallas Cowboys	L	28	49	57.1	239	1	3	51.3	4.9
12/29/1996	Wild Card Playoff	Mike Tomczak	Indianapolis Colts	W	13	21	61.9	176	0	2	49.0	8.4
01/05/1997	Divisional Playoff	Mike Tomczak	New England Patriots	L	16	29	55.2	110	0	2	35.1	3.8
01/03/1998	Divisional Playoff	Kordell Stewart	New England Patriots	W	14	31	45.2	134	0	1	44.3	4.3
01/11/1998	AFC Championship	Kordell Stewart	Denver Broncos	L	18	36	50.0	201	1	3	41.6	5.6
01/20/2002	Divisional Playoff	Kordell Stewart	Baltimore Ravens	W	12	22	54.5	154	1	1	72.9	7.0
01/27/2002	AFC Championship	Kordell Stewart	New England Patriots	L	24	42	57.1	255	0	3	45.2	6.1
01/05/2003	Wild Card Playoff	Tommy Maddox	Cleveland Browns	W	30	48	62.5	367	3	2	89.5	7.6
01/11/2003	Divisional Playoff	Tommy Maddox	at Tennessee Titans	L	21	41	51.2	266	2	1	77.9	6.5
01/15/2005	Divisional Playoff	Ben Roethlisberger	New York Jets	W	17	30	56.7	181	1	2	57.8	6.0
01/23/2005	AFC Championship	Ben Roethlisberger	New England Patriots	L	14	24	58.3	226	2	3	78.1	9.4
01/08/2006	Wild Card Playoff	Ben Roethlisberger	at Cincinnati Bengals	W	14	19	73.7	208	3	0	148.7	10.9
01/15/2006	Divisional Playoff	Ben Roethlisberger	at Indianapolis Colts	W	14	24	58.3	192	2	1	95.3	8.2
01/22/2006	AFC Championship	Ben Roethlisberger	at Denver Broncos	W	21	29	72.4	275	2	0	124.9	9.5
02/05/2006	Super Bowl	Ben Roethlisberger	Seattle Seahawks	W	9	21	42.9	123	0	2	22.6	5.9
01/05/2008	Wild Card Playoff	Ben Roethlisberger	Jacksonville Jaguars	L	29	42	69.0	337	2	3	79.2	8.0
01/11/2009	Divisional Playoff	Ben Roethlisberger	San Diego Chargers	W	17	26	65.4	181	1	0	98.4	7.0
01/18/2009	AFC Championship	Ben Roethlisberger	Baltimore Ravens	W	16	33	48.5	255	1	0	84.8	7.7
02/01/2009	Super Bowl	Ben Roethlisberger	vs. Arizona Cardinals	W	21	30	70.0	256	1	1	93.2	8.5
01/15/2011	Divisional Playoff	Ben Roethlisberger	Baltimore Ravens	W	19	32	59.4	226	2	0	101.8	7.1
01/23/2011	AFC Championship	Ben Roethlisberger	New York Jets	W	10	19	52.6	133	0	2	35.5	7.0
02/06/2011	Super Bowl	Ben Roethlisberger	at Green Bay Packers	L	25	40	62.5	263	2	2	77.4	6.6
01/08/2012	Wild Card Playoff	Ben Roethlisberger	at Denver Broncos	L	22	40	55.0	289	1	1	75.9	7.2
01/03/2015	Wild Card Playoff	Ben Roethlisberger	Baltimore Ravens	L	31	45	68.9	334	1	2	79.3	7.4
01/09/2016	Wild Card Playoff	Ben Roethlisberger	at Cincinnati Bengals	W	18	31	58.1	229	1	0	92.0	7.4
01/17/2016	Divisional Playoff	Ben Roethlisberger	at Denver Broncos	L	24	37	64.9	339	0	0	94.3	9.2

POSTSEASON STARTING QUARTERBACKS

Date	Playoff Round	Quarterback	Opponent	Result	Cmp.	Att.	Pct.	Yds.	Pass TDs	INT	Passer Rtg.	Yards/Att.
01/08/2017	Wild Card Playoff	Ben Roethlisberger	Miami Dolphins	W	13	18	72.2	197	2	2	105.3	10.9
01/15/2017	Divisional Playoff	Ben Roethlisberger	at Kansas City Chiefs	W	20	31	64.5	224	0	1	72.5	7.2
01/22/2017	AFC Championship	Ben Roethlisberger	at New England Patriots	L	31	47	66.0	314	1	1	83.1	6.7
01/14/2018	Divisional Playoff	Ben Roethlisberger	Jacksonville Jaguars	L	37	58	63.8	469	5	1	110.5	8.1
01/10/2021	Wild Card Playoff	Ben Roethlisberger	Cleveland Browns	L	47	68	69.1	501	4	4	85.5	7.4
01/16/2022	Wild Card Playoff	Ben Roethlisberger	at Kansas City Chiefs	L	29	44	65.9	215	2	0	92.5	4.9
01/15/2024	Wild Card Playoff	Mason Rudolph	at Buffalo Bills	L	22	39	56.4	229	2	1	80.0	5.9

** Starting QB in 1947 did not throw a pass so replaced by QB who threw most passes in game