


SAINTS


1998



RECORD & FACT BOOK



Want a Better Body?



Lift This.

Play Harder, Last Longer!

Have you ever felt fatigued during your workout, or maybe some days are easier than others? You probably need to drink more water.

The American College of Sports Medicine recommends drinking about a half-liter (16 ounces) of pure water two hours prior to exercise. Then, drink a glass of water every 15-20 minutes during exercise and another glass after your workout.

By making sure your body is properly hydrated, you'll feel better and perform better.



For more information
or a brochure
Call 821-3333.



SAINTS 1998 SCHEDULE

PRESEASON

Date	Opponent (TV Network)	New Orleans Kickoff Time
Aug. 8 (Sat.)	at Green Bay Packers (WWL-TV)	7 p.m.
14 (Fri.)	at Denver Broncos (WWL-TV)	8 p.m.
22 (Sat.)	TENNESSEE OILERS (WWL-TV)	7 P.M.
28 (Fri.)	TAMPA BAY BUCCANEERS (WWL-TV)	7:30 P.M.

REGULAR SEASON*

Sept. 6	at St. Louis Rams (FOX)	12 Noon
13	CAROLINA PANTHERS (FOX)	12 NOON
20	OPEN	
27	at Indianapolis Colts (FOX)	12 Noon
Oct. 4	NEW ENGLAND PATRIOTS (CBS)	12 NOON
11	SAN FRANCISCO 49ERS (FOX)	12 NOON
18	at Atlanta Falcons (FOX)	12 Noon
25	TAMPA BAY BUCCANEERS (FOX)	12 NOON
Nov. 1	at Carolina Panthers (FOX)	12 Noon
8	at Minnesota Vikings (FOX)	12 Noon
15	ST. LOUIS RAMS (FOX)	12 NOON
22	at San Francisco 49ers (ESPN)	7:20 p.m.
29	at Miami Dolphins (FOX)	12 Noon
Dec. 6	DALLAS COWBOYS (FOX)	12 NOON
13	ATLANTA FALCONS (FOX)	12 NOON
20	at Arizona Cardinals (FOX)	3:15 p.m.
27	BUFFALO BILLS (CBS)	12 NOON

*All Regular Season Games on Sunday

All games are broadcast on the Saints flagship, WWL-Radio (870-AM), and Hispanic Flagship, WFNO-Radio (830-AM). CAPS indicate home game.

THE FLEUR DE LIS



The Fleur de Lis, the emblem that the Saints wear on their helmets, is a symbol from the Court of Louis XIV. It is a french word that stands for "flower of the lilly."

The Fleur de Lis is a symbol of New Orleans which was adopted during the French occupation of Louisiana, from 1682 through 1762.



CONTENTS

ALL-TIME ROSTER	145-150	Two-Team Records	209-210
ALL-TIME NUMERICAL	151-157	RESULTS	
BIOGRAPHIES		All-Time	129-134
Coaching Staff	13-21	Overtime	173
Draft Choices, 1998	87-93	Postseason, 1997	213
Executives	8-9	Preseason	137-138
President/General Manager/Chief		Prime Time	219
Operating Officer	6-7	Pro Bowl	181
Head Coach	10-12	Super Bowl	181
Other Saints, 1998	98-99	ROAD HOTELS	134
Owner	4-5	ROSTERS	
Player Personnel	22-23	First-Year	97
Saints Staff	24-26	Numerical	97
Veteran Players	29-86	Veterans	96
DEPTH CHART	94	SCHEDULES	
DIRECTORY	3	1998 Postseason	27
DRAFT HISTORY	139-144	NFL 1998 Preseason	215
DRAFT TRIVIA	144	NFL 1998 Regular Season	216-219
FACILITY	IBC	Saints, 1998	1
FLEUR DE LIS	1	STANDINGS, ALL-TIME	135-136
FOLLOWING THE SAINTS	222-223	NFL, 1997	213
GAME BY GAME STARTERS	113	STATISTICS	
GAME PARTICIPATION	114	1997 Game-by-Game	110-111
GAME SUMMARIES, 1997	100-107	1997 Individual	108-109
HISTORY	117-122	1997 Preseason	115-116
HONORS RECEIVED	158-160	1997 Rankings	112
HOW SAINTS ARE BUILT	95	1997 Team	108-109
IMPORTANT DATES, 1998	27	Yearly Rankings	112
LAST TIME	161-164	SUPERDOME FACTS	185
LONGEST PLAYS, 1997	164	TICKET INFORMATION	221
MEDIA INFORMATION	224	TIE BREAKERS	214
NFL PR CONTACTS	225	TRAINING CAMP, 1998	220
PLAYOFF GAME SUMMARIES	211-212	History	220
PRO BOWL SAINTS	157	UNIFORM CHANGES	210
PRONUNCIATION GUIDE	97	WHAT TO LOOK FOR IN 1998	28
RECORDS			
All-Time Home/Away	123		
Attendance	184-185		
Big Days	177-181		
Consecutive Records	182-183		
Head Coaches	12		
Leaders, All-Time	174-176		
Leaders by Years	165-173		
Saints Individual	186-198		
Saints Team	199-208		
Series Results	124		
Series Records	125-128		



SAINTS DIRECTORY

EXECUTIVE

TOM BENSON

Owner

BARBARA SCHOEN
Admin. Asst. to the Owner
LIZ GERACI
Secretary to the Owner
SHALEEN FARRIS
Financial Officer
RODNEY HENRY
Admin. Asst.

FOOTBALL OPERATIONS

BILL KUCHARICH

President / General Manager / Chief

Operating Officer

CHET FRANKLIN

Asst. General Manager/Vice President

of Football Operations

BRUCE LEMMERMAN
Director of College Scouting
TERRY O'NEIL
Salary Cap Consultant
HAMP COOK
Scout

HOKIE GAJAN

Scout

CORNELL GOWDY

Scout

TOM MARINO

Scout

GRANT NEILL

Pro Scout

SHEILA PALMISANO

Admin. Asst. to the President

OMAR KHAN

Player Personnel Asst.

DEBBIE GALLAGHER

Player Personnel

MARK SADOWSKI

Player Personnel Intern

DAN SIMMONS

Equipment Manager

GLENNON "SILKY" POWELL

Assistant Equipment Manager

NOLAN CASTEX

Equipment Assistant

DEAN KLEINSCHMIDT

Head Athletic Trainer

KEVIN MANGUM

Asst. Athletic Trainer/Dir. of Rehabilitation

BUCK OUBRE

Assistant Athletic Trainer

DR. CHARLES L. BROWN

Internist

DR. TERRY HABIG

Orthopedist

DR. TIM FINNEY

Orthopedist

DR. KING MCGOEY

Dentist

JOE MALOTA

Video Director

CHAD BOGARD

Asst. Video Director

COACHING

MIKE DITKA

Head Coach

DANNY ABRAMOWICZ

Offensive Coordinator

ZAVEN YARALIAN

Defensive Coordinator

BOBBY APRIL

Special Teams

TOM CLEMENTS

Quarterbacks

WALT COREY

Defensive Line

JACK DEL RIO

Linebackers

JUDD GARRETT

Offensive Assistant

HAROLD JACKSON

Wide Receivers

RICKEY JACKSON

Asst. to the Defense

NED JAMES

Defensive Assistant

LARY KUCHARICH

Running Backs

DAN NEAL

Tight Ends/Off. Line Assistant

MARKUS PAUL

Asst. Strength & Conditioning

DICK STANFEL

Offensive Line

RICK VENTURI

Asst. Head Coach/Secondary

MIKE WOICK

Strength & Conditioning

MELANIE KRAMER

Admin. Asst. to the Head Coach

SONDRA EGAN

Coaching Secretary

MARKETING

GREG SUIT

Senior Vice President of Marketing

and Administration

GREG SEELING

Director of Corporate Sales

SYLVIA ALFORTISH

Marketing Asst./Saintsations Director

SCOTT SIDWELL

Marketing Asst./Stadium Operations

STACY WEBRE

Marketing Assistant

JASON TROSCLAIR

Marketing Intern

GREG BENSEL

Director of Media and Public Relations

ROBERT GUNN

Assistant Director of Media and Public

Relations/Publications Coordinator

ANGIE WAGUESPACK

Media and Community Relations

Assistant/Saintsations Choreographer

BOB LEE

Public Relations Assistant/Broadcasting

Coordinator

JUSTIN MACIONE

Media Relations Intern

JOE SCHOTT

Media Relations Intern

JASEN FEYERHERM

Director of Ticket Sales

JESSICA BETTGER

Ticket Sales Supervisor

JOE CHAVIS

Ticket Office

JOE NOTO

Ticket Office

COURTNEY RIPPES

Ticket Office

BARRA BIRCHER

Director of Travel/Entertainment/Special

Projects

MARIA BEAUBOUF

Travel/Entertainment

AUSTIN DEJAN

Player Programs

STACEY SUHM

Receptionist

BUSINESS

BRUCE BROUSSARD

Treasurer

JAY ROMIG

Data Processing Manager

CHARLEEN SHARPE

Comptroller

AMIS ARTIGUES

Business Office

JOHN BERFECT

Mail Clerk

LINDA BOURGEOIS

Business Office

LUKE JENKINS

Facilities Manager

LESTER VALLET, JR.

Grounds Superintendent

TERRY ASHBURN

Facilities Assistant

OFFICES

5800 Airline Drive

Metairie, LA 70003

(504) 733-0255

(504) 731-1799 (Media Relations)

(504) 731-1888 (Media Rel. FAX)

(504) 731-1700 (Ticket Info.)

HOME FIELD

Louisiana Superdome (69,028)

TRAINING CAMP

U. of Wisconsin-La Crosse

P.O. Box 3028

La Crosse, WI 54601

(608) 789-4550



TOM BENSON

Owner



Entering his 14th season as owner of the New Orleans Saints, Tom Benson is widely recognized as one of the National Football League's most successful and influential leaders. Benson has built his NFL reputation through a record of accomplishments and service to the league and his community. Since 1985, when Benson stepped in and saved the team from leaving New Orleans, the Saints achieved their first winning season and their first NFC Western Division title. Under Benson's direction and leadership, New Orleans has hosted three of eight Super Bowls during his ownership tenure.

Benson's vision and commitment to New Orleans was evident when he guided the team into a new practice facility at the start of the 1996 season, the culmination of a program of state-funded capital improvements. These projects, tied to a new multi-year lease between the Saints and the state-owned Louisiana Superdome, include the new 18,000-seat downtown arena, the AAA baseball stadium in Jefferson Parish, the Alario multi-purpose facility and a three-year program of improvements to the Superdome which was completed prior to Super Bowl XXXI.

Benson has played an important role within the NFL community. He is a member of the league's Finance committee, a member of the Broadcast committee, International committee and the NFL's Legislative committee.

He spearheaded the process that expanded the league to include the Charlotte and Jacksonville franchises and he negotiated the most recent contract to extend the services of Commissioner Paul Tagliabue. Benson's involvement in the NFL began innocently in 1984 when he learned that the Saints were about to be sold to out-of-town interests that would move the team from New Orleans. Benson understood the economic impact and general importance of the franchise to the city. His initial intent was to become a partner in a local group motivated to step in, purchase the team and keep it in New Orleans. Subsequently, Benson actually put the group together, purchased the team on May 31, 1985, and became sole owner in 1992.

Benson was born in New Orleans in 1927 and grew up on the edge of the city's sprawling 9th Ward. One of four children of Tom Sr. and Carmen Benson, he was educated at St. Aloysius High School (now Brother Martin) and Loyola University. As a youngster, he played football for St. Roch Park and earned spending money delivering the Times-Picayune newspaper.

After studying business and accounting at Loyola, Benson went to work as a bookkeeper for the Cathey Chevrolet Co. in New Orleans in 1948.

By 1956, at age 29, Benson was on his way to San Antonio, Texas to manage a Chevrolet dealership as a junior partner. Six years later he took full control of the company and established the Tom Benson Motor Company. That acquisition spawned what became Benson Automotive World, a multi-dealership organization with 33 franchises and outlets in New Orleans, San Antonio and Corpus Christi. In 1972, Benson entered the banking business and eventually took his banking network public as Benson Financial World.

Appreciative of New Orleans' schools, business community and people, Benson and his brothers, Jerome and Larry, established the Free Enterprise Resource Center at Brother Martin High School in honor of their parents. He has endowed chairs in free enterprise at St. Mary's University and banking at Incarnate Word College. He serves on the President's Council of Loyola University, his alma mater.


Community service to at-risk youth has been a hallmark of Benson's tenure as team owner. A few examples include: Benson Hoops, the often emulated midnight basketball program in the inner city; Saints Flag Football in New Orleans middle schools; the Saints Venture Fund & Impact Grants program in conjunction with United Way and a Play Football program for underprivileged kids. He has guided the Saints' support of football at all levels in the region, from playgrounds through high school and college programs to the Sugar Bowl and Bayou Classic.

Benson has received several honors for his community involvement, a few of which are: American Tradition Award from the B'nai Brith Foundation of the U.S.; Rev. Jacques E. Yenni Award



for Community Service from Loyola University; N.A.D.A. Northwood Institute for Outstanding Service to Education; Brotherhood Award of the National Conference of Christians and Jews; Order of St. Louis Medallion for dedication to church from the Archdiocese of New Orleans; 1986 Brother Martin Alumnus of the Year; Insigne Verbum Award from Incarnate Word College; Honorary Doctor of Science and Business from Cleary College; Honorary Doctor of Humane Letters from Loyola University; and Honorary Doctor of Laws from Northwood University.

Benson and his wife, the former Grace Trudeau of New Orleans, share a family of five children: Renee, Donn, Susan, Rick and Mimi, plus six grandchildren.



Saints owner Tom Benson enjoys a moment with asst. head coach/secondary coach Rick Venturi (l) and wide receivers coach Harold Jackson (r), prior to the Saints victory over Chicago.



BILL KUCHARICH

President/General Manager/Chief Operating Officer



Bill Kuharich enters his second year as President/General Manager/Chief Operating Officer of the New Orleans Saints.

In his role, Kuharich manages the day-to-day operation of the entire organization including football operations, marketing and administration and finance. Prior to being named President/General Manager/Chief Operating Officer in January 1997, Kuharich served as Executive Vice President/General Manager during the 1996 season.

His tenure with the Saints originally began when he was hired by the late Jim Finks as New Orleans' director of player personnel, a position he held from 1986-93.

In 1994, he was promoted to Vice President of Football Operations where he remained until being promoted in 1996.

Kuharich was the driving force behind the hiring of head coach Mike Ditka, the Saints 12th head coach. "Bill spearheaded the search for a new head coach and he was solely responsible for bringing Mike Ditka to the table," said Saints owner Tom Benson. "I have the highest confidence in Bill's ability to lead this organization."

The Kuharich/Ditka combination has already proven dividends. The Saints continue to build the team through younger, faster, stronger players. "It is important that our direction continues to be unified...that decisions about the organization are done in concert with the ultimate goal of making this club a winner again," Kuharich added. In their first year together, the team improved its win-loss record and fielded the 4th rated defense in the league.

"Mike and I have the same goal and that is to get this team to the Super Bowl," said Kuharich. "The city of New Orleans and our fans deserve it."

Although Kuharich's rise in the football hierarchy has been a gradual one, he is today the NFL's youngest President/General Manager/Chief Operating Officer at age 45. Since becoming involved in professional football, Kuharich has had the fortunate opportunity to encounter virtually every aspect of the front office. All of which, he was under the direct tutelage of some of the finest football administrators in the game.

By the time he was 29, Kuharich was working as an administrative assistant to Carl Peterson, then general manager of the Philadelphia Stars of the USFL. A year later, in 1984, he was elevated to assistant general manager/director of player personnel. In the club's three years of existence (1983-85), it posted a record of 48-13-1, played in all three championship games, winning each of the last two.

In addition, Kuharich was exposed to football at an early age, and he took full advantage of this invaluable opportunity. His father, the late Joe Kuharich, was a collegiate head coach at San Francisco (1948-51) and Notre Dame (1959-62), and an NFL head coach with the Chicago Cardinals (1952), Washington Redskins (1954-58) and the Philadelphia Eagles (1964-68). During his stay in Philadelphia, Joe Kuharich doubled as the club's general manager. He was also an assistant with the Pittsburgh Steelers (1946). His 1951 University of San Francisco team went 9-0 and was made up of four future NFL Hall of Famers, including former Commissioner Pete Rozelle, Ollie Matson, Gino Marchetti and Bob St. Clair.

Kuharich football acumen was further developed as he spent a majority of his childhood around his father and the teams he coached. His summers consisted of serving as a ball boy in training camp. "I was able to absorb all of these thoughts and ideas from being around football people all my life, getting on-the-job training," Kuharich said. The Kuharich legacy in professional football is anchored in the fact that he and his father are the first father/son combination in the history of the NFL to serve as general managers.

Kuharich learned first-hand from his father that resiliency is a trait that is necessary to survive in this profession as well as in life. After a few setbacks as a first-year NFL coach, his father was hired as head coach of the Washington Redskins, and in 1955 was named NFL Coach-of-the-Year after leading the Redskins to a regular season record of 8-4. In 1970, his father was diagnosed with cancer and was given one year to live. He won the battle and survived cancer for 11 more years before passing away in 1981. "I have seen first-hand the many obstacles as well as the successes that



one encounters in this profession," said Kuharich. "My father certainly left an indelible impression on me...one that I think will help serve me not only in my life but also in making this organization a winner again."

In addition to his late father, Kuharich will utilize many ideas that he acquired from his football mentors. During his professional career, he has been tutored by two of the most respected men in the football business.

With the Stars, Kuharich worked under Carl Peterson, who also served as Director of Player Personnel with the Philadelphia Eagles from 1977-82, and is now the President/General Manager and Chief Operating Officer with the Kansas City Chiefs. With the Saints, Kuharich spent eight years working and learning under the late Jim Finks, a 1995 inductee into the NFL Hall of Fame who was responsible for building Super Bowl clubs in Minnesota and Chicago, and who turned around the fortunes of the Saints after just two years on the job. "Carl Peterson and the late Jim Finks are two of the most respected men in professional football. I couldn't have asked for better teachers," Kuharich said.

Kuharich attributes much of the knowledge he has gained in football to Finks. "No doubt about it, Jim was the greatest influence on me in my professional career," said Kuharich. "There won't be a day that I won't be able to draw on something that I've learned from him."

During Kuharich's tenure as director of player personnel, the Saints posted 77 regular season victories, fourth-most in the NFL over this eight-year stretch. In order to maintain this success, the Saints, during the recent offseason, have made sweeping changes under Kuharich. With the objective of building the 1998 Saints into a Mike Ditka-style team, Kuharich has guided the offseason acquisitions of Tyronne Drakeford, Kevin Mitchell, Chad Cota, Andre Royal, Lamar Smith, Sean Dawkins and Aaron Craver. In addition, Kuharich and Ditka collaborated to solidify the 1998 roster through a strong college draft; one built on size, strength, speed and a tenacity to win.

The work ethic Kuharich displays can also be traced to his family roots. "From an early age, he taught us the way to do things was not to cut corners," said Kuharich of his father, a first generation American, whose family emigrated from the former Yugoslavia. "He considered the biggest sin in life was to give up, and he instilled this belief that you don't quit, and you definitely don't take the easy way out."

A graduate of Middlebury College in Vermont with a B.A. in History, Kuharich started his football career as a graduate assistant coach at Brown University in 1976. His first full-time post came as offensive backfield coach at Hawaii in 1977.

After leaving Hawaii, Kuharich went to work for the United States Department of Defense as an administrative assistant to field operations. During that time he also served as a volunteer assistant coach at Georgetown in 1978. He resumed his coaching career in 1979 when he assumed a full-time position as an assistant at St. Lawrence, where he earned his master's degree in education. After one year, he went to Columbia University as an assistant, and spent the next two seasons there.

In addition to his duties with the Saints, Kuharich is a member of the NFL's College Relations Committee.


Although building successful franchises is a year-round effort, Kuharich has many interests away from football. He is a history buff, and enjoys reading and playing golf.

Kuharich, who was born March 25, 1953 in Skokie, Illinois, resides in Destrehan with his wife, Betsy, and daughters, Megan Ashley (5) Alexis Marie (3) and Kelli Elizabeth (1).



CHET FRANKLIN

Asst. General Manager / Vice President of Football Operations



Chet Franklin is in his second season as Senior Vice President of Football Operations, following three years as the team's Director of Pro Personnel. This is Franklin's second stint in New Orleans, having served as the Saints defensive backfield coach under Dick Nolan from 1978-79.

As in his previous assignment, from 1994-96, Franklin fills a three-fold role with the club. He is responsible for evaluating current NFL players. He works closely with President/General Manager Bill Kuharich and Head Coach Mike Ditka on pro personnel matters, including ready-list maintenance, waiver claims and unrestricted free agency. He also

assists with contract negotiations.

Franklin served three years (1990-92) as director of player personnel for the World League of American Football (WLAF), renamed NFL Europe in 1998. During his tenure with WLAF, Franklin was responsible for stocking WLAF rosters. He identified and signed more than 1,100 players to contracts over that span. In 1992, he served as general manager of the Montreal Machine.

Franklin possesses NFL experience at both the coaching and administrative levels. He served as director of player personnel for the San Diego Chargers from 1987-89, after 16 seasons as an assistant coach with San Francisco (1971-74), Kansas City (1975-77), New Orleans (1978-79) and the Oakland/Los Angeles Raiders (1980-86). Franklin was the defensive backfield coach on two Raiders Super Bowl Championship teams.

Before entering the pro ranks, Franklin spent 12 years as an assistant at the collegiate level. A year (1959) as freshman line coach at Stanford was followed by a three-year stint as an assistant (1960-62) at the University of Oklahoma under Bud Wilkinson. From there he went to the University of Colorado, where he was a member of Eddie Crowder's staff from 1963-70. As offensive coordinator for the Buffaloes, Franklin served with former Saints head coach Jim Mora (1968-70).

A native of Elko, Nevada, Franklin played linebacker and guard for three seasons at the University of Utah, where he graduated in 1957 with a degree in history and physical education. After two years in the Marines, he earned his master's degree from Stanford in 1960.

Born March 19, 1935 in Ontario, Oregon, Franklin has a daughter, Shana, and resides in New Orleans.


FAMILIAR FACES

Chet Franklin's addition to the staff in 1994 was a familiar one - he also served from 1978-79 as defensive backs coach under Dick Nolan. Other familiar faces on the staff include offensive line coach Dick Stanfel, who served as an assistant coach with the Saints from 1976-80, and as head coach for the final four games of the 1980 season. By adding Jack Del Rio to the staff that made him a third-round draft choice in 1985, and played with the Saints from 1985-86. Offensive Coordinator Danny Abramowicz was a 17th-round draft choice of the Saints in 1967, and played in New Orleans through 1972. Special teams coach Bobby April, a Chalmette native, who played at Nicholls State in Thibodaux, La., returned to his native New Orleans in 1996, with the Saints. Linebacker Richard Harvey, a Tulane graduate, returned to the Saints in 1995, in the free agent market. Wide receivers coach Harold Jackson may also look familiar to many football fans in New Orleans - he served as assistant head coach/offensive coordinator of the Arena Football League's New Orleans Night in 1991. Saints assistant defensive coach Rickey Jackson was a six-time Pro Bowl player with the Saints from 1981-93.



GREG SUIT

Senior Vice President of Marketing and Administration



Greg Suit joined the Saints in 1977. He was promoted to his present position in February, 1997, after serving as vice president of marketing since 1994. He was named director of Marketing in 1987. Suit supervises the club's promotional activity, box suite sales and management, advertising and corporate sponsorship programs and local broadcasting partnerships. His responsibilities include overseeing ticket operations and sales, public and community relations, player programs, entertainment and travel.


Suit has also served the team as director of publicity and director of public relations. His first assignment with the team was assistant PR director. He worked at the University of New Orleans, 1972-76, where he was sports information director and assistant athletic director.

A native of the Cincinnati, Ohio area, Suit graduated from Miami University (Oh.) and worked as a staff writer for the Middletown (Oh.) Journal. He served on the NFL staff for six Super Bowl games and the 1984 AFC-NFC Pro Bowl.

Greg and his wife, Karen, have two sons, Ted and Joshua. They live in Metairie.

BRUCE BROUSSARD

Treasurer



Bruce Broussard was promoted to his present position in January, 1994. He joined the Saints' staff as ticket manager in 1983, was elevated to business manager/comptroller in 1985, and became an officer in the company when he was appointed treasurer.

Broussard came to the Saints from LePavillion Hotel in New Orleans. He served eight years there, the final four as general manager.

A New Orleans native, Broussard attended Cor Jesu High School, now known as Brother Martin, and Loyola University, where he was graduated with a degree in accounting. He is a past president of the New Orleans Hospitality Accountants Association, and was on the board of directors of the New Orleans Hotel and Motel Association. Bruce and his wife, Lynn, live in New Orleans. They have two sons, Bruce, Jr. and Mark and two grandchildren, Sara (8) and Brian (4).

SAINTS HALL OF FAME

SAINTS HALL OF FAME INDUCTEES

1988 - QB Archie Manning
WR Danny Abramowicz
1989 - S Tommy Myers
K Tom Dempsey
1990 - QB Bill Kilmer
1991 - NT Derland Moore
RB Tony Galbreath
1992 - RB George Rogers
G Jake Kupp
C John Hill
1993 - LB Joe Federspiel
1994 - GM Jim Finks
TE Henry Childs
1995 - DE Bob Pollard
DE Doug Atkins
1996 - CB Dave Whitsell
DB Dave Waymer

1997 - LB Rickey Jackson
T Stan Brock
1998 - RB Dalton Hilliard
LB Sam Mills

JOE GEMELLI "FLEUR DE LIS" AWARD WINNERS

1989 - Al Hirt
1990 - Joe Gemelli
1991 - Dave Dixon
1992 - Charlie Kertz
1993 - Wayne Mack
1994 - Erby Aucoin
1995 - Aaron Broussard
1996 - Marie Knutson
1997 - Angela Hill
1998 - Joe Impastato

MIKE DITKA

Head Coach



Mike Ditka was named the 12th head coach in the Saints' 32-year history on January 28, 1997. He brings to the post an overall career coaching record of 118-78, including his first season coaching the Saints, and the 11 seasons he coached the Chicago Bears. Ditka is currently the only active NFL coach in the Hall of Fame and is second in regular season winning percentage (.609), and overall winning percentage (.602) among active NFL coaches who have coached at least 100 career games.

Ditka came to the Saints after spending four years as an NFL commentator and analyst on the NFL on NBC. "I think we have the players to win our division," said Ditka. "That's our goal this year. We'll find a way to win. We'll find it." Ditka brings to this challenge a propensity to win with hopes of bringing success to an organization, which has only had five winning seasons in the history of the club.

Ditka has realized success as an All-American at the University of Pittsburgh, NFL Rookie of the Year (1961), All-Pro (1961-66), Super Bowl Champion as a player with Dallas (1972), Super Bowl champion as an assistant coach with Dallas (1977) and Super Bowl Champion as head coach of the Chicago Bears (1986).

In 1988, Ditka, who played in five Pro Bowls and two league championships (1963 and 1971), became the first tight end to be inducted into the Pro Football Hall of Fame. Ditka's connection to the city of New Orleans and the Super Bowl run deep. He played in Super Bowl VI when Dallas defeated Miami 24-3 at Tulane Stadium and coached as an assistant for the Dallas Cowboys in Super Bowl XII at the Superdome. His singular most memorable moment as a player or coach was Super Bowl XX where he coached the Chicago Bears to a 46-10 victory over the New England Patriots.

Under Ditka, the Saints doubled their win total (6-10) from the previous season in 1997, while immediately stamping the New Orleans defense with his signature, finishing fourth in the entire NFL. The six win total was the second-best inaugural season victory total by a first-year head coach in team history.

During his 11 years with the Bears, Ditka's teams dominated the NFC Central with 52 regular season victories between 1985-88. This mark is the most ever by an NFL team in any four-year period. Ditka ranks second among every Bears coach in both tenure and victories. He trails only his first pro coach (1961), George Halas, the team's founder and coach for 40 seasons. Ditka coached the Bears to six NFC Central titles, three appearances in the NFC title game, and a Super Bowl victory. In 1985, Ditka's team posted an 18-1 record. After Super Bowl XX, Ditka was named Coach of the Year.

Ditka is the only Chicago Bear coach to lead his club to five straight post-season appearances. In 1988, Ditka won Coach of the Year honors during the same season in which he suffered a mid-season heart attack (11/22/88), and posted a 12-4 regular season record. The Bears would lose to the San Francisco 49ers in the NFC Championship game at Soldier Field.

Ditka began his NFL career in 1961 when he was drafted by the Chicago Bears in the first round (fifth overall) from the University of Pittsburgh. Ditka's impact was immediate catching 56 passes and earning NFL Rookie of the Year honors. Ditka played six total seasons with the Bears, earning Pro Bowl honors in each of his years with the Bears, before being traded to Philadelphia in 1967. After spending two years with the Eagles he was traded to Dallas where he played four more years. He caught a touchdown pass in the Cowboys' 24-3 victory over the Dolphins in Super Bowl VI.

The final tribute to Ditka's playing career was bestowed upon him 16 years after his retirement from football when he was inducted into the Pro Football Hall of Fame (July 30, 1988). Ditka retired from playing football following the 1972 season, but was soon hired by Cowboys' head coach Tom

Landry as an offensive assistant and special teams coach. In Ditka's nine seasons as an assistant with the Cowboys, his teams were in the playoffs eight times, won six divisional titles, three NFC Championships, and the Super Bowl following the 1977 campaign.

Born October 18, 1939, in Carnegie, Pennsylvania, Ditka was raised in nearby Aliquippa where his father, Mike Sr. worked on the railroad. He participated in three sports at Aliquippa High School, playing basketball and baseball and football. He enrolled at the University of Pittsburgh and was an All-American as a senior in 1960. Ditka played defensive end, linebacker, tight end and ranked among the nation's top punters with a 40-yard average in his final three seasons.

He is actively involved in numerous charitable endeavors including Fellowship of Christian Athletes, La. Special Olympics, Sports Teams Organized for Prevention of Drug Abuse, and the Say No to Drugs campaign. The Mike Ditka Foundation, established in 1989, raises money for Misericordia, a residential facility for developmentally disabled youth, and for the pediatric AIDS program at Children's Memorial Hospital. Ditka continues to assist his alma mater by sponsoring the Mike Ditka Endowed Scholarship Fund at the University of Pittsburgh to which he will contribute \$100,000 throughout the 1990's.

Since his days with the Chicago Bears, Ditka has opened Iron Mike's Grill, located in the Tremont Hotel in Chicago. His favorite hobby remains golf to which he plays to a six handicap. He also has a collection of antique cars and a Harley Davidson. Mike is married (Diana) and they reside in New Orleans. They have four children; Mike (37), Mark (36), Megan (34), and Matthew (30).

MIKE DITKA'S COACHING RECORD

Year		W	L	T
1982	Chicago	3	6	0
1983	Chicago	8	8	0
1984	Chicago	10	6	0
1985	Chicago*	15	1	0
1986	Chicago	14	2	0
1987	Chicago	11	4	0
1988	Chicago	12	4	0
1989	Chicago	6	10	0
1990	Chicago	11	5	0
1991	Chicago	11	5	0
1992	Chicago	5	11	0
1997	New Orleans	6	10	0

Totals		112	72	0
--------	--	-----	----	---

Playoffs

Year		W	L	T
1984	Chicago	1	1	0
1985	Chicago*	3	0	0
1986	Chicago	0	1	0
1987	Chicago	0	1	0
1988	Chicago	1	1	0
1990	Chicago	1	1	0
1991	Chicago	0	1	0

Total		6	6	0
-------	--	---	---	---

Career Totals		118	78	0
---------------	--	-----	----	---

*Won Super Bowl XX, 45-10, over New England

Top Active Coaches in Regular Season Career Victory Percentage (at the start of the 1998 season - min. 100 career)

Name	Yrs.	W	L	T	Pct.
1. Marty Schottenheimer	14	138	76	1	.644
2. Mike Ditka	12	112	72	0	.609
3. Bill Parcells	13	118	88	1	.572
4. Dan Reeves	17	143	115	1	.563

Top Active Coaches in Overall Career Victory Percentage (at the start of the 1998 season - min. 100 career)

Name	Yrs.	W	L	T	Pct.
1. Marty Schottenheimer	14	143	87	1	.621
2. Mike Ditka	12	118	78	0	.602
3. Bill Parcells	13	128	93	1	.579
4. Dan Reeves	17	156	122	1	.561

HEAD COACHES (1967-97)

Year	W	L	T	Year	W	L	T
	Tom Fears				Dick Stanfel		
1967	3	11	0	1980	1	3	0
1968	4	9	1				
1969	5	9	0		O.A. (Bum) Phillips		
1970	1	5	1	1981	4	12	0
Totals	13	34	2	1982	4	5	0
	J.D. Roberts			1983	8	8	0
1970	1	6	0	1984	7	9	0
1971	4	8	2	1985	4	8	0
1972	2	11	1	Totals	27	42	0
Totals	7	25	3	1985	1	3	0
	John North				Jim Mora		
1973	5	9	0	1986	7	9	0
1974	5	9	0	1987	12	3	0
1975	1	5	0	1988	10	6	0
Totals	11	23	0	1989	9	7	0
	Ernie Hefferle			1990	8	8	0
1975	1	7	0	1991	11	5	0
	Hank Stram			1992	12	4	0
1976	4	10	0	1993	8	8	0
1977	3	11	0	1994	7	9	0
Totals	7	21	0	1995	7	9	0
	Dick Nolan			1996	2	6	0
1978	7	9	0	Totals	93	74	0
1979	8	8	0	Playoffs	0	4	0
1980	0	12	0	Total	93	78	0
Totals	15	29	0	1996			
					Rick Venturi		
					1	7	0
					Mike Ditka		
					6	10	0
				1997			

COACHING

DANNY ABRAMOWICZ, Offensive Coordinator



Danny Abramowicz enters his second season as offensive coordinator following five years as the Chicago Bears special teams coach. In 1995, the Bears led the NFL with five blocked kicks, while also leading the league in opponents gross and net punting average.

Abramowicz was one of the most prolific receivers in NFL history. He was a 17th-round draft choice by the New Orleans Saints in 1967 and played six seasons with the Saints before concluding his career with the San Francisco 49ers (1973-74). In 1969, Abramowicz led the NFL with 73 catches and was named All-Pro and the Saints' MVP. He is second in Saints' history in catches (309), yards (4,875), and TDs (35), trailing Eric Martin, who passed him in 1990. Abramowicz completed his pro career with 371 receptions for 5,704 yards and 39 TDs.

Abramowicz graduated from Xavier University in Cincinnati in 1967 with a degree in education. He has been inducted into the Xavier and Saints' Halls of Fame, the National Polish Hall of Fame, and was named to the Saints' Silver Anniversary Team in 1991. Following his football career, Abramowicz was a salesman in the oil field industry and also spent five seasons on the Saints Radio Network as an analyst. He left private business in 1989 to become head coach at Jesuit High School in New Orleans where he compiled a 20-14 record before joining the Bears. He also founded the Catholic men's spirituality group "The Monday Night Disciples".


Born July 13, 1945, in Steubenville, Ohio, Dan and his wife, Claudia, have two sons Danny and Andrew and one daughter, Stephanie.

ABRAMOWICZ'S BACKGROUND

Player: Xavier University 1964-66, New Orleans Saints 1967-72, San Francisco 49ers 1973-74.

Coach: Jesuit (La.) HS 1989-91 (head coach), Chicago Bears 1992-96, New Orleans Saints 1997.

ZAVEN YARALIAN, Defensive Coordinator



Zaven Yarian came to the Saints after spending 1993-96 with the New York Giants as their secondary coach. Similar to his success in New York, Yarian's troops were at or near the top of the NFL in several major defensive categories. Yarian's defensive strategy improved a defense that ranked 13th in total defense in 1996 to 4th in 1997. In addition, the Saints defense finished sixth in the NFL in pass defense, second in yards allowed per play, and led the NFL with a club-record 59 sacks.

In his first year with the Giants, he helped direct a unit that allowed the fewest points in the NFL (205). In 1994, the Giants were the second-best defense against the pass over the final six weeks of the season. Under Yarian, the Giants' secondary has ranked 10th in 1993, 8th in 1994, and fourth in 1995. The Giants secondary posted 21 interceptions in 1996, tied for the fifth-best total in the NFL.

Yarian came to the Giants after spending three years with the Chicago Bears, serving in the same capacity under then-Bears Head Coach Mike Ditka. His 1990 Bears secondary led the league with 31 interceptions.

Yarian began his coaching career as a graduate assistant at his alma mater, the University of Nebraska, in 1975. He then coached the defensive backs at Washington State in 1976 and 1977 before moving on to the University of Missouri in the same role from 1978-82. Yarian served as the secondary coach at the University of Florida from 1983-87 and was the Gators defensive coordinator as well from 1985-87. He coached the defensive backs at the University of Colorado from 1988-89 before joining the Bears staff prior to the 1990 season. Yarian was a member of the coaching staff of Colorado during their national title game against Notre Dame in the 1989 Orange Bowl.

Yarian was a two-year starter at cornerback for Nebraska before a short stint with the Green Bay Packers in 1974 and the Philadelphia Bell of the World Football League in 1975.

Born February 5, 1952, Yaralian grew up in California. Yaralian and his wife Lorraine have two sons, Blake and Garrett.

YARALIAN'S BACKGROUND

Player: Nebraska 1972-73, Green Bay Packers 1974, Philadelphia Bell (WFL) 1975.

Coach: Nebraska 1975, Washington St. 1976-77, Missouri 1978-82, Florida 1983-87, Colorado 1988-89, Chicago Bears 1990-92, New York Giants 1993-96, New Orleans Saints 1997.

BOBBY APRIL, Special Teams



Continuing the pattern of success established at every stop in his career, Bobby April's special teams units continued to shine in 1997. Under April, the Saints boasted the highest punting average in the NFL, the fourth-most accurate field goal kicker in team history, and the third-ranked kick returner in the NFL. In addition, the Saints special teams tallied the second-highest punt return yardage total in team history, which was more than the previous two years combined, tied for the longest kickoff return in the NFL, and the longest in team history.

April, a native of Chalmette, La. (a New Orleans suburb), returned to his roots, February 6, 1996. After serving as the special teams coach for the Pittsburgh Steelers from 1994-95, April was hired to coach in the same capacity with the Saints. In 1996, the Saints' special teams ranked third in the NFL in kickoff return average and tied for seventh in field goal percentage.

April served as tight ends/special teams coach with the Atlanta Falcons from 1991-93. During his tenure in Atlanta, the Falcons led the NFL in blocked kicks (1991), field goal defense (1991), kickoff return average (1992) and field goal offense (1993). They were second league-wide in field goal defense (1992) and kickoff return offense (1993), and third in field goal offense (1992) and field goal defense (1993). In his first season with the Steelers, Pittsburgh finished fourth in the NFL in punt return defense and played for the AFC Championship. In 1995, Pittsburgh led the league in field goals made (34) and kickoff return defense (17.5 avg.), and represented the AFC in Super Bowl XXX.

Prior to entering the NFL, April spent 13 years as an assistant at the collegiate level. After serving as a graduate assistant at Southern Mississippi in 1978, he was awarded his first full-time post the following year at Tulane. He went to the University of Arizona in 1980, and spent the next seven seasons with the Wildcats, coaching the defensive line and secondary, in addition to his duties with the kicking game. He joined head coach Larry Smith at USC in 1987, and had a four-year stay with the Trojans, as both secondary coach and kicking game coordinator.

A four-year letterman (1972-75) as a defensive end and linebacker at Nicholls State in Thibodaux, La., April coached at Chalmette High School for two years, 1976-77, after receiving his degree in physical education from Nicholls. He earned his master's in athletic administration from Southern Mississippi in 1983.

Born April 15, 1953 in New Orleans, April and his wife, Charlene, have one son, Bobby, and four daughters, Julie, Jamie Lee, Angela and Jaclyn.

APRIL'S BACKGROUND

Player: Nicholls St. 1972-75.

Coach: Chalmette (La.) HS 1976-77, Southern Mississippi 1978, Tulane 1979, Arizona 1980-86, Southern California 1987-90, Atlanta Falcons 1991-93, Pittsburgh Steelers 1994-95, New Orleans Saints 1996-97.

TOM CLEMENTS, Quarterbacks



Tom Clements is entering his second season with the Saints quarterbacks in 1998. It is his experience with that position which enabled him to maintain stability in an offense that saw four different starting quarterbacks at the offensive helm during the 1997 season.

A three-year starter at quarterback at Notre Dame (1972-74), Tom Clements led the Fighting Irish to a 29-5 record in that time, including the 1973 national championship with an unbeaten record. He also started a record 34 consecutive games during that time. He was selected All-American two times and was fourth in the balloting for the Heisman

Trophy in 1974.

Clements spent twelve seasons in the CFL (1975-79, 1981-87), winning League MVP once and two Grey Cups, and is in the CFL Hall of Fame. Clements also spent the 1980 season with the Kansas City Chiefs.

His coaching career started in 1992 as an assistant at his alma mater, serving there until 1995 when he was assistant head coach/wide receivers coach. A lawyer, Clements worked in 1996 in the law department of Republic Industries, Inc., a company controlled by H. Wayne Huizenga, owner of the Miami Dolphins.


Born June 18, 1953 in McKees Rocks, Pennsylvania, Tom and his wife Kathe have a son, Tom and a daughter, Stephanie.

CLEMENTS' BACKGROUND

Player: Notre Dame 1972-74, Ottawa Rough Riders (CFL) 1975-78, Saskatchewan Roughriders (CFL) 1979, Hamilton Tiger-Cats, 1979, 1981-83, Winnipeg Blue Bombers (CFL) 1983-87, Kansas City Chiefs 1980.

Coach: Notre Dame 1992-95, New Orleans Saints 1997.

WALT COREY, Defensive Line



Walt Corey enters his second season with the Saints possessing 25 seasons of NFL experience as well as four Super Bowl appearances as defensive coordinator.

In 1997, the Saints defensive line was a major factor in the team's success as the fourth-ranked defense in the NFL. Under Corey, New Orleans' defensive line registered 37 of the Saints' season-record and NFL-leading 59 sacks.

Corey joined the Saints after spending 8 seasons (1987-94) with the Buffalo Bills where he served as defensive coordinator/linebackers coach, and led the Bills to the top-ranked defense in the AFC in 1988 after ranking 24th in the NFL just two years prior.

His first coaching assignments came as defensive coordinator at both Utah State (1967-69) and the University of Miami (1970), his alma mater. He left the collegiate ranks to coach linebackers with Kansas City (1971-74), his first of two stints with the Chiefs. He first served on the Chiefs staff handling linebackers and special teams, later (1978-86) coaching defensive line and secondary, then serving as defensive coordinator/linebackers coach. In between his time with the Chiefs, Corey coached the linebackers at Cleveland (1975-77).

Corey started his NFL career as a linebacker with the Dallas Texans/Kansas City Chiefs (1960-66) and is one of only two active NFL coaches to have played in Super Bowl I (Elijah Pitts, Buffalo Bills). Corey played four years (1956-59) at the University of Miami at defensive end, and was inducted into the Western Pennsylvania Hall of Fame in May 1994.

Born May 9, 1938 in Latrobe, Pennsylvania, Corey and his wife Jane have a daughter, Carla, and a son, Mark.

COREY'S BACKGROUND

Player: University of Miami 1956-59, Dallas Texans/Kansas City Chiefs 1960-66.

Coach: Utah State 1967-69, University of Miami 1970, Kansas City Chiefs 1971-74, 1978-86, Cleveland Browns 1975-77, Buffalo Bills 1987-94, Coast Guard Academy 1995, New Orleans Saints 1997.

JACK DEL RIO, Linebackers

Following an 11-year NFL linebacking career that originated in New Orleans, and an assistant strength coaching position with the Saints in 1997, Jack Del Rio will take charge of the Saints' linebacking corps in 1998.

Originally a third-round draft choice of the Saints in 1985, Del Rio spent two years in New Orleans before moving to Kansas City, where he spent the next two years. With the Saints, Del Rio was voted to the PFWA all-rookie team and voted the club's Rookie of the Year. Del Rio spent the next three seasons with the Dallas Cowboys, before playing his final four years for the Minnesota Vikings. Del Rio led the Vikings' defense in tackles for three straight years, 1992-94.

A four-year starter at Southern Cal, Del Rio was named consensus All-American as a senior when he was a finalist for the Lombardi Award. He led the Trojans in tackles for loss each of his final three seasons. Del Rio also played in the East-West and Japan Bowl games.


Born April 4, 1963 in Castro Valley, California, Del Rio and his wife Linda have four children, Lauren, Hope, Aubrey and Luke.

DEL RIO'S BACKGROUND

Player: USC 1981-84, New Orleans Saints 1985-86, Kansas City Chiefs 1987-88, Dallas Cowboys 1989-91, Minnesota Vikings 1992-95. **Coach:** New Orleans Saints 1997.

JUDD GARRETT, Offensive Assistant

Following an NFL playing career that took him from London to Dallas, Judd Garrett enters his second season on the sidelines with the Saints in 1998.



In his position, Garrett, a native of Cleveland, Ohio, is responsible for a multitude of functions dealing with the entire offense. He is involved with quality control, including, but not limited to, the breaking down of game tapes, opponent scouting, self-scouting and on-field duties.

A three-year starter at running back at Princeton University (1987-89), Garrett was named Ivy League Player of the Year and I-AA All-American in 1989. He was drafted by the Philadelphia Eagles in the 12th round of the 1990 draft. He played with the London Monarchs (WLAFL) in 1991 and 1992, leading the league in receptions and was named All World League in 1991. He was also a member of the 1993 Dallas Cowboys Super Bowl Championship team. Garrett then spent the next two years in the CFL, first with the Las Vegas Posse, in 1994, and with the San Antonio Texans, in 1995.


Garrett began his coaching career at his alma mater, Princeton (1990) and University School (1996). His father, Jim, was an assistant coach with the Saints in 1976-77, and is now a scout with the Dallas Cowboys. His brother, John, is an assistant coach with the Cincinnati Bengals.

Born June 25, 1967 in Abington, Pennsylvania, Garrett and his wife Kathy have a son, Calvin, and a daughter, Frances.

GARRETT'S BACKGROUND

Player: Princeton 1987-89, London Monarchs (WLAFL) 1991-92, Dallas Cowboys 1993, Las Vegas Posse (CFL) 1994, San Antonio Texans (CFL) 1995.

Coach: Princeton 1990, University School (Cleveland, OH) 1996, New Orleans Saints 1997.

HAROLD JACKSON, Wide Receivers

Harold Jackson, in his second season as wide receivers coach with the Saints, brings 25 years of professional football experience to the team.

Jackson began his 16-year NFL playing career with the Los Angeles Rams in 1968, later rejoining them from 1973-77. His career carried him through Philadelphia (1969-72), New England (1978-81), Minnesota (1982) and Seattle (1983). Jackson's 29 100-yard receiving games in the NFL are sixth-best in league history.

During his career, Jackson caught 579 passes for 10,372 yards with 76 touchdowns. He ranks 22nd in NFL history in catches and his career yardage total is 10th. He is tied with Hall of Famer Fred Biletnikoff for 10th in career receiving touchdowns and was voted to five Pro Bowls.

He was selected in the 11th-round of the 1968 draft by the Rams after playing four years at Jackson State (1964-67) as a wide receiver.


Following his days as a player, Jackson turned to coaching. His first assignment was with New England, as receivers coach (1985-89), later holding the same post at Tampa Bay (1992-93). In 1991, Jackson was a New Orleans resident as assistant head coach/offensive coordinator with the Arena League's New Orleans Night. Following stops at North Carolina Central (1990), and Virginia Union (1994), Jackson helped re-start the football program at Benedict College (1995-96) in Columbia, S.C., who had not had a football program since 1966. He served as the head coach for those two seasons.

Born January 6, 1946 in Hattiesburg, Mississippi, Jackson and his wife Carolyn have one son, Brandon.

JACKSON'S BACKGROUND

Player: Jackson State 1964-67, Los Angeles Rams 1968, 1973-77, Philadelphia Eagles 1969-72, New England Patriots 1978-81, Minnesota Vikings 1982, Seattle Seahawks 1983.

Coach: New England Patriots 1985-89, North Carolina Central 1990, New Orleans Night (Arena Football) 1991, Tampa Bay Buccaneers 1992-93, Virginia Union 1994, Benedict College 1995-96 (head coach), New Orleans Saints 1997.

NED JAMES, Defensive Assistant

Ned James joins the Saints coaching staff after spending the past three seasons with the Seattle Seahawks.

James will be responsible for numerous duties on the defensive side of the ball, including quality control, scout team preparation, and opponent and self-scouting. On the field, he will work primarily with the linebackers.

James served as the defensive assistant for the Seahawks in 1997, after serving as offensive assistant, 1995-96. James also coached the running backs for the World League of American Football's

London Monarchs in 1992.

Following brief stints as a player with the Montreal Alouettes of the Canadian Football League (1987) and the Dallas Texans of the Arena Football League (1990), James spent 1992-94 as the offensive coordinator at Winona State University in Winona, Minnesota. He began his coaching career at Arizona State University (1987) handling the running backs. He also handled running backs at Long Beach State (1988), and linebackers at Texas Christian (1989-90).

James played quarterback at the University of New Mexico (1985-86), where he set a school record with 514 total yards in a 35-25 loss to the University of Wyoming in 1986, passing for 406 and rushing for 108.

Born January 18, 1964, in Syracuse, New York, Ned and his wife Traynace live in New Orleans.

JAMES' BACKGROUND

Player: University of New Mexico 1985-86; Montreal Alouettes (CFL) 1987, Dallas Texans (AFL) 1990.
Coach: Arizona State 1987, Long Beach State 1988, Texas Christian 1989-90, London Monarchs (WLAFL) 1992, Winona State 1992-94, Seattle Seahawks 1995-97.

LARY KUCHARICH, Running Backs

Lary Kuharich, a 30-year coaching veteran, joins New Orleans in 1998 as running backs coach.

Kuharich began coaching professionally in 1976, serving as line-backer coach for the Canadian Football League's (CFL) Hamilton Tiger-Cats. Following a return to the collegiate ranks, he joined the United States Football League (USFL), serving as offensive coordinator for the San Antonio Gunslingers in 1984. The following year, he served in the same capacity for the Oakland Invaders, reaching the final championship game in USFL history.

Kuharich returned to the CFL in 1986, serving as an assistant coach with the Calgary Stampeders before assuming head coaching responsibilities from 1987-89. In 1990, he concluded his CFL career as head coach of the British Columbia Lions.

Kuharich first entered the Arena Football League (AFL) in 1991, serving as offensive coordinator with the Tampa Bay Storm that won the ArenaBowl Championship. The following year, Kuharich began a three-year stint as vice president/general manager/head coach of the Storm, compiling an overall mark of 35-12, including a second championship (1993), and a victory as head coach in the league's first all-star game.

After moving on to the World League of American Football (WLAFL) in 1995 as head coach/director of football operations for the Scottish Claymores, Kuharich returned to the AFL as vice president of football operations/head coach for the expansion Connecticut Coyotes. Kuharich then joined the expansion New York CityHawks in 1997, serving as head coach.

Kuharich began his coaching career as a football and baseball coach at Matignon High School (Mass.). His college coaching spanned from Boston State, (head coach 1970-74), Rhode Island (1975), Temple (1977-80), Illinois State (1981), and the University of California (1982-83).

Kuharich has been responsible for coaching many professional quarterbacks, including Jay Gruden of the AFL, Doug Flutie, Gale Gilbert, Erik Kramer, and former Saints quarterback Bobby Hebert. He also coached University of Colorado head coach Rick Neuheisel in the USFL.

He is the son of the late Joe Kuharich, who was a college head coach at the University of San Francisco and Notre Dame, as well as head coach of three NFL teams - the Chicago Cardinals (1952), Washington Redskins (1954-58), and Philadelphia Eagles (1964-68). He is the older brother of Saints' President/General Manager/Chief Operating Officer Bill Kuharich.

Lary was originally a 16th-round draft choice of the Minnesota Vikings in 1968 as a halfback/defensive back, from Boston College. In 1967, he played in the Atlantic Coast Football League (ACFL) for the Lowell (Mass.) Giants, a farm team for the Green Bay Packers, and was roommates with former Saints kicker Tom Dempsey.

Born December 20, 1945, in Middletown, New York, Kuharich and his wife, Kathy, have four children, Lara, Theresa, Katrina and Dakota.

KUHARICH'S BACKGROUND

Player: Boston College 1964-68, Lowell (Mass.) Giants (ACFL) 1967.
Coach: Matignon (Mass.) HS 1968-69, Boston State 1970-74, Rhode Island 1975, Hamilton Tiger-Cats (CFL) 1976, Temple 1977-80, Illinois State 1981, California 1982-83, San Antonio Gunslingers (USFL) 1984, Oakland Invaders (USFL) 1985, Calgary Stampeders (CFL) 1986-89 (head coach from 1987-89), British Columbia Lions (CFL) 1990 (head coach), Tampa Bay Storm (AFL) 1991-94 (head coach from 1992-94), Scottish Claymores (WLAFL) 1995 (head coach), Connecticut Coyotes (AFL) 1996 (head coach), New York CityHawks (AFL) 1997 (head coach).

DAN NEAL, Tight Ends/Offensive Line Asst.

Dan Neal, an 11-year veteran center with the Baltimore Colts and Chicago Bears, begins his second year coaching the Saints tight ends and assisting with the offensive line. 1998 marks his 10th year as an NFL coach.


Neal first worked with Saints head coach Mike Ditka at Chicago, where he signed as a free agent in 1975. Neal played in 115 consecutive games for the Bears, starting 81 straight, before suffering a career-ending back injury in 1983. Neal was part of the offensive line that created holes for the NFL's all-time leading rusher, Walter Payton. During his time with the Bears, Neal was coached by Dick Stanfel, also on staff with the Saints. Prior to his action with the Bears, he played two seasons with the Baltimore Colts, the team that drafted him in 1973.

Neal entered the coaching ranks in 1986 as the Philadelphia Eagles special teams coach, and expanded his duties to assist with the offensive line from 1987-91. He joined the Arizona Cardinals as offensive line coach in 1994.

An 11th-round selection from Kentucky, Neal was the Wildcat's offensive captain in 1971 and '72. Born August 30, 1949, in Corbin, Kentucky, Neal and his wife Barbara have two daughters, Kelly, 16, and Tiffany, 13.

NEAL'S BACKGROUND

Player: University of Kentucky 1969-72, Baltimore Colts 1973-74, Chicago Bears 1975-83.
Coach: Philadelphia Eagles 1986-91, Arizona Cardinals 1994-95, Western Illinois 1996, New Orleans Saints 1997.

MARKUS PAUL, Assistant Strength & Conditioning

Markus Paul will embark on his second stint in the NFL, and his first as a coach, in 1998. He comes to the Saints after spending 1989-93 as a safety with the Chicago Bears and Tampa Bay Buccaneers.

Paul was originally a fourth-round draft choice of the Bears in 1989, and played there from 1989-93, registering seven interceptions for 100 yards, before concluding his career with Tampa Bay in 1993. Paul saw action in 71 NFL contests, starting 15 at both strong and free safety.


A four-year starter at Syracuse, Paul set a Syracuse record with 19 career interceptions, and was named to the first-team All-America squads of The Sporting News and Football News as a senior in 1988, after compiling 76 tackles, and was an AP honorable mention All-America choice as a junior after leading the team in interceptions for the third straight year. He also was a finalist for the Jim Thorpe Award after his junior season.

In his new position, Paul will assist Mike Woicik in the implementation and monitoring of player workout routines throughout the season.

Born April 1, 1966, in Orlando, Florida, Markus and his wife Patricia have a son, Jarius.

PAUL'S BACKGROUND

Player: Syracuse 1984-88, Chicago Bears 1989-93, Tampa Bay Buccaneers 1993.
Coach: None.

DICK STANFEL, Offensive Line

1998 will mark Dick Stanfel's seventh year with the Saints, having returned to New Orleans in 1997, to serve as the offensive line coach. Stanfel first coached with the Saints as an assistant, 1976-80, and served as interim head coach for the final four games of the 1980 season.

Serving 12 years with the Chicago Bears (1981-92) as offensive line coach, Stanfel had the best rushing offense in the NFL from 1983-86, had the second rated rushing offense from 1989-1990, and the third rated rushing offense in 1988.

Stanfel began his coaching career at Notre Dame (1959-62) and spent one season on the California staff (1963) before taking his initial professional job with the Philadelphia Eagles in 1964. After seven seasons in Philadelphia (1964-70), Stanfel joined the San Francisco 49ers in 1971 as line coach and stayed there until joining the Saints in 1976.

After playing collegiately at the University of San Francisco, Stanfel enjoyed an eight-year pro career that garnered him finalist status for the Hall of Fame in 1993. A second-round draft pick by Detroit, Stanfel played five years with the Lions (1951-55) and was the team's MVP for the 1953 season. Stanfel was voted All-NFL five times and was a member of the Detroit Lions' 1952-53 NFL Championship teams, and the 1954 runner-up squad. The five-time Pro Bowl guard finished his career playing three seasons for the Washington Redskins (1956-58).

Born in San Francisco, California, Stanfel has three sons, Jon, Scott and Richard.

STANFEL'S BACKGROUND

Player: University of San Francisco 1948-50, Detroit Lions 1951-55, Washington Redskins 1956-58

Coach: Notre Dame 1959-62, California 1963, Philadelphia Eagles 1964-70, San Francisco 49ers 1971-75, New Orleans Saints 1976-80 (head coach final four games of 1980), Chicago Bears 1981-92, New Orleans Saints 1997.

RICK VENTURI, Asst. Head Coach / Secondary

Rick Venturi brings with him 16 years of experience as a position coach, coordinator, assistant head coach and head coach in the NFL, with three of the four coming at some point with the Saints.

The 1998 season will mark the third different capacity in which Venturi has served the Saints in his three years in New Orleans. He begins 1998 returning to a familiar position, serving as the secondary coach of arguably the youngest secondary in the NFL, but one poised for greatness.

Venturi joined the Saints in 1996 as linebackers coach, but was elevated to head coach after eight games into the season. Venturi was named linebackers coach and asked to serve as assistant head coach for the 1997 season.

Prior to joining the Saints, Venturi spent two years with the Cleveland Browns, as secondary coach in 1994 and defensive coordinator in 1995, when he also worked with the linebackers.

The first 12 seasons of Venturi's NFL coaching career were spent with the Colts. He joined Baltimore as an assistant in 1982 and remained there through 1993. He began the 1991 season as defensive coordinator/linebackers coach before taking over as head coach with 11 games to play, after succeeding Ron Meyer. He also served as defensive coordinator with the Colts in 1984 and 1992-93.

Venturi played quarterback and defensive back at Northwestern University, where he earned his degree in physical education and history, and his master's in education. His first coaching stop was at his alma mater in 1968, where he spent the following five seasons. From 1973-76 he was on the staff at Purdue before moving on to Illinois for the 1977 season. He returned to Northwestern in 1978, where he served as the Wildcats' head coach for the next three years. In 1981 he got his first job at the professional level, with the Hamilton Tiger-Cats of the Canadian Football League.

An avid biker, Venturi owns three motorcycles.

Born February 23, 1946, in Taylorville, Illinois, Venturi and his wife, Cheri, have a daughter, Marin, and a son, Jason. They live in Destrehan, Louisiana.

VENTURI'S BACKGROUND

Player: Northwestern U. 1965-67.

Coach: Northwestern U. 1968-72 and 1978-80 (head coach), Purdue 1973-76, Illinois 1977, Hamilton Tiger-Cats (CFL) 1981, Baltimore/Indianapolis Colts 1982-93 (head coach final 11 games of 1991), Cleveland Browns 1994-95, New Orleans Saints 1996-97 (head coach final eight games of 1996).

MIKE WOICK, Strength and Conditioning

Mike Woick joined the Saints staff in 1997, and was put to the task of making the Saints stronger and faster. His job is to handle the strength and conditioning of the team.

Woick spent the previous seven years in the same role with the Dallas Cowboys (1990-96), developing them into one of the NFL's healthiest and best conditioned teams. During his tenure, the Cowboys had twelve playoff victories en route to winning three Super Bowl titles.

Woick also plays a large role in the players rehabilitation programs. Working with the Saints' trainers and medical staff, Woick implements programs for players to regain their strength during lengthy rehabilitation periods, allowing the players to return to the football field in a more timely manner.

His outstanding efforts with the Cowboys were rewarded when his peers voted Woick the NFL's "Strength Coach of the Year" following the 1992 title season.

Woick joined the Cowboys staff after 10 years as the strength and conditioning coach at Syracuse University, which became one of the nation's top football programs during his tenure. An outstanding discus thrower at Boston College, Woick set a school record of 180 feet, 5 inches, earned All-East honors and qualified for the NCAA championships. He also competed in the shot put and hammer throw.

Woick was born September 26, 1956, in Baltimore, Maryland.

WOICK'S BACKGROUND

Coach: Springfield 1978-80, Syracuse 1980-89, Dallas Cowboys 1990-96, New Orleans Saints 1997.

RICKEY JACKSON, Asst. to the Defense

In this newly-created post, former Saints linebacker Rickey Jackson will assist the defense, primarily the linebackers and defensive ends. Jackson will also continue to serve as a consultant to the marketing and public relations departments.

Jackson was drafted in the second round in 1981 from the University of Pittsburgh, and was a six-time Pro Bowl selection with New Orleans, where he spent 1981-93.

Jackson left the Saints in 1993 as the club's all-time leader in sacks, with 123 (873 yards lost). He led or tied for the team lead for five seasons. He still leads the Saints in career fumble recoveries, with 26, and led the Saints a team record seven times in that category.

He finished his Saints career with 195 games played overall, which ranks second in team history.

Jackson joined the San Francisco 49ers for the 1994-95 seasons, and was a vital part of the Super Bowl championship following the 1994 season.

Jackson was a defensive end in Pittsburgh's number-one-ranked defense, leading the team in tackles his senior year.

Born March 20, 1958 in Pahokee, Florida, Jackson has a daughter, Rickeyah, and sons Rickeem and Rickeyvis.

JACKSON'S BACKGROUND

Player: University of Pittsburgh 1977-80, New Orleans Saints 1981-93, San Francisco 49ers 1994-95.
Coach: None.

PLAYER PERSONNEL

BRUCE LEMMERMAN, Director of College Scouting



Bruce Lemmerman is in his fifth season as the Saints' Director of College Scouting, after being named to the newly created post in May of 1994.

In his role, Lemmerman is responsible for the Saints' collegiate scouting effort. He serves over the team's area scouts in the information-gathering area, and directs the organization of that data into a usable format for the college draft and post-draft player planning.

Lemmerman came to the Saints from the Canadian Football League, where he served as Director of Operations for the Edmonton Eskimos from 1989-94.

Lemmerman started his coaching career with Edmonton as quarterback/receiver/running back coach in 1981. After two seasons with the Eskimos, he was named offensive coordinator for the Los Angeles Express of the USFL in 1983, and moved to the NFL the following year, where he coached the receivers, tight ends and backs for the Houston Oilers from 1984-85. After a year away from football, Lemmerman returned to the CFL in 1987 as an offensive coach with the Winnipeg Blue Bombers, where he spent two years before re-joining the Eskimos in the front office. During Lemmerman's tours of duty in the CFL, teams he was associated with won seven CFL championships and were conference champions 14 times.

Lemmerman graduated from the University of California-Northridge, where he earned honors in football and baseball. He played quarterback professionally for the Atlanta Falcons (1968-70). He also played nine seasons at Edmonton (1971-79) and one season for Hamilton (1980) in the CFL.

Born October 4, 1945 in Los Angeles, Lemmerman and his wife, Brigitte, have two daughters, Lisa and Jennifer. They live in Destrehan.

HAMP COOK, Player Personnel Scout




Now in his 26th season with the Saints, Hamp Cook has the longest record of service with the Saints' scouting staff. Cook, who joined the club in 1973, scouts prospects primarily in the southeastern United States. He also covers parts of the midwest.

Cook coached high school teams in Mississippi and Alabama, and was an assistant coach at the University of Southern Mississippi for eight years before joining the Saints. He graduated from Southern Mississippi with a master's degree in physical education.

Hamp and his wife, Tinkey, live in Hattiesburg, Mississippi. They have three children, Tracey, Kyle and Chuck, who is following in his father's footsteps as an NFL scout with the Kansas City Chiefs.

HOKIE GAJAN, Player Personnel Scout



Now in his 12th season as a scout, Hokie Gajan's responsibilities in the scouting department have each year been expanded. His area is among the most fertile in the country for NFL prospects.

Gajan covers the territories of Louisiana, Texas, Oklahoma, Arkansas, Kansas, Missouri, and New Mexico in the Saints' scouting system.

He joined the scouting department in 1987 following his retirement as a player.

Gajan was selected by the Saints in the tenth round of the 1981 draft. He played fullback in New Orleans 1982-85 before being sidelined by a knee injury. He blocked for Saints tailbacks George Rogers, Wayne Wilson and Earl Campbell. Also a productive runner, Gajan holds the Saints season record for rushing average with a six-yard per carry standard in 1984.

In his four seasons, Gajan rushed for 1,358 yards with a 5.4-yard average and 11 touchdowns. His average per carry is second-best in club history. He added 63 catches for 515 yards and two TDs.

Hokie and his wife, Judy, live in Mandeville with their four daughters, Jennifer, Kristin, Megan and Alexis.

CORNELL GOWDY, Player Personnel Scout

Cornell is in his second season with the Saints as a player personnel scout.

He joined the Saints in 1997 from the National Football League Scouting Combine, where he served 1996-97 as an area scout.

Gowdy, a defensive back out of Morgan State, played with both the Dallas Cowboys (1986) and the Pittsburgh Steelers (1987-88). After leaving professional football, Gowdy was in the business sector as a computer systems developer.

Gowdy was born October 2, 1963, in Washington, D.C.

TOM MARINO, Player Personnel Scout



A veteran of three football leagues, Tom Marino joined the Saints' scouting department in 1986. He is assigned the eastern Atlantic United States in the Saints' scouting system, and also is responsible for much of the midwest.

A graduate of the University of Massachusetts (Boston), Marino worked three years as scout for the Chicago Bears while finishing his undergraduate degree. He joined the Philadelphia Bell of the World Football League in 1974 as the team's director of player personnel.

He was named to the scouting staff of the Dallas Cowboys, and served there in 1976. He then joined the New York Giants and worked there from 1977-81 in a similar capacity.

In 1982, he went to the USFL with the Boston Breakers as assistant general manager and player personnel director. He moved to the Denver Gold staff in 1983 as director of player personnel, and joined the Philadelphia/Baltimore Stars the following year as a personnel scout.

Tom and his wife, Denise, have a daughter, Melissa, and a son, Tom. They live in Raleigh, North Carolina.



SAINTS STAFF



Sylvia Alfortish
Marketing Assistant /
Saintsations Director



Amis Artigues
Business Office



Terry Ashburn
Facilities Assistant



Maria Beaubeouf
Travel/
Entertainment



Greg Bensel
Director of Media
and Public Relations



Luke Jenkins
Facilities Manager



Omar Khan
Player Personnel
Assistant



Dean Kleinschmidt
Head Athletic
Trainer



Melanie Kramer
Administrative
Assistant to the
Head Coach



Bob Lee
Public Relations
Assistant /
Broadcasting
Coordinator



John Berfect
Mail Clerk



Jessica Bettger
Ticket Sales
Supervisor



Barra Bircher
Director of Travel/
Entertainment/
Special Projects



Chad Bogard
Assistant Video
Director



Linda Bourgeois
Business Office



Joe Malota
Video Director



Justin Macione
Media Relations
Intern



Kevin Mangum
Assistant Athletic
Trainer / Director of
Rehabilitation



Grant Neill
Pro Scout



Joe Noto
Ticket Office



Nolan Castex
Equipment Assistant



Joe Chavis
Ticket Office



Austin Dejan
Player Programs



Sondra Egan
Coaching Secretary



Shaleen Farris
Financial Officer



Terry O'Neil
Salary Cap
Consultant



Buck Oubre
Assistant Athletic
Trainer



Sheila Palmisano
Administrative
Assistant to the
President



Silky Powell
Assistant Equipment
Manager



Courtney Rippes
Ticket Office



Jasen Feyerherm
Director of Ticket
Sales



Debbie Gallagher
Player Personnel



Liz Geraci
Secretary to the
Owner



Robert Gunn
Assistant Director of
Media and Public
Relations /
Publications Coor.



Rodney Henry
Administrative
Assistant



Jay Romig
Data Processing
Manager



Mark Sadowski
Player Personnel
Intern



Barbara Schoen
Administrative
Assistant to the
Owner



Joe Schott
Media Relations
Intern



Greg Seeling
Director of
Corporate Sales





Charleen Sharpe
Comptroller



Scott Sidwell
Marketing Assistant/
Stadium Operations



Dan Simmons
Equipment Manager



Stacey Suhm
Receptionist



Jason Trosclair
Marketing Intern



Lester Vallet
Grounds
Superintendent



Angie Waguespack
Media / Community
Relations Asst. /
Saintsations
Choreographer



Stacy Webre
Marketing Assistant



Michael Hebert
Team Photographer



Jerry Ward
Team Photographer

FAMILY TIES

In 1998, the Saints will feature the fourth brother tandem in team history, although in a rather unique fashion. Lary Kuharich, a 30-year coaching veteran, was hired by Mike Ditka to coach the Saints running backs. He will join his younger brother Bill Kuharich, who has served in the team's player personnel department since 1986, and is entering his second year as President/General Manager/Chief Operating Officer of the New Orleans Saints.

Last season, the Saints featured another unique connection when Judd Garrett was hired as an offensive assistant. Judd's brother, Jason, was signed as an undrafted free agent in 1989, and spent the season on the team's developmental squad. Their father, Jim, was an assistant coach for the Saints, 1976-77.

The Saints have also had two brother tandems in their history. Quarterback John Fourcade was with the Saints from 1987-90, and his brother, Keith, was a linebacker on the 1987 replacement squad. Center/Guard Joel Hilgenberg played with New Orleans from 1984-93. His brother, Jay, was signed for 1993 following an injury to Joel.

These familial connections are not limited to the playing field. Jim E. Mora was the Saints' head coach from 1986 through the eighth game of 1996, and his son, Jim L., was the defensive backs coach from 1992 through 1996. O.A. "Bum" Phillips was head coach of the Saints from 1981-1985, while his son Wade Phillips also served with the Saints 1981-85, serving as the team's interim head coach for the final four games of 1985.

In 1995, linebacker Richard Harvey became part of the third father-son player combination in the 29-year history of the New Orleans Saints. His father, Richard Sr., was a defensive back with the Saints in 1971 after being acquired in a trade with Philadelphia. The first father-son duo in club history was Earl and Brad Leggett. Earl played defensive tackle from 1967-68, and Brad was a center from 1990-91. The late Steve Stonebreaker played linebacker with New Orleans, 1967-68, while his son, Mike, appeared in two games in 1994.

Grounds superintendent Lester Vallet Jr. joined the Saints in 1989, to assist his father, Lester Vallet Sr., who was with the Saints from 1979 until his retirement following the 1989 season.

SAINTS/NFL 1998 IMPORTANT DATES

- July 15** — Signing period ends at 3 p.m. (CDT) for Unrestricted Free Agents to whom June 1 tender was made by Old Club. After this and through 3 p.m. on November 7, Old Club has exclusive negotiating rights with its unsigned Unrestricted Free Agents.
- July 23** — Team arrives in La Crosse, Wis.
- July 24** — First training camp practice, in La Crosse.
- July 30-Aug. 1** — Practices with the Chicago Bears in La Crosse
- Aug. 4** — Practices with the Minnesota Vikings in Mankato, Minn.
- Aug. 1** — Hall of Fame Game, Pittsburgh Steelers vs. Tampa Bay Buccaneers at Canton, Ohio (ABC).
- Aug. 7** — Saints at Green Bay Packers at Lambeau Field, 7:00 p.m. (WWL-TV). Saints return to La Crosse following game.
 - If a drafted rookie has not signed with his club by this date, he may not be traded to any other club in 1998.
- Aug. 14** — Saints at Denver Broncos at Mile High Stadium, 8 p.m. (WWL-TV).
- Aug. 20** — Saints return to New Orleans from LaCrosse.
- Aug. 22** — Saints vs. Tennessee Oilers at Superdome, 7 p.m. (WWL-TV).
- Aug. 25** — Roster reduction to 60 players by 3 p.m. (CDT).
- Aug. 27** — Touchdown Club Welcome Saints Luncheon, Radisson New Orleans, 12 noon.
- Aug. 28** — Saints vs. Tampa Bay Buccaneers at Superdome, 7:30 p.m. (WWL-TV).
- Aug. 30** — Final roster reduction to 53 players by 3 p.m. (CDT).
- Aug. 31** — After 3 p.m. (CDT), clubs may establish a Practice Squad of five players by signing free agents who do not have an accrued season of free agency credit, unless that season was achieved by spending an entire regular season on Reserve/Injured or Reserve/Physically Unable to Perform. A player who achieved his accrued season on I/R or Reserve/PUP may be signed to the Practice Squad of any club except the club that placed him in that category.
- Sept. 6** — NFL regular season opener, Saints at St. Louis Rams at Trans-World Dome, 12:00 p.m. (FOX).
- Sept. 22** — Priority on multiple waiver claims is now based on the current season's standings.
- Oct. 13** — NFL Trading Deadline. All trading ends by 3 p.m. (CDT).
- Oct. 14** — Players with at least four previous credited seasons are now subject to the waiver system for the remainder of the regular season and postseason.
- Nov. 10** — Deadline for clubs to sign by 3 p.m. (CDT) their drafted players, franchise and transition players, and restricted and unrestricted free agents to whom June 1 tender was made. If such players are not signed by this date, they are prohibited from playing in the NFL in 1998.
- Nov. 28** — Deadline for reinstatement of players in Reserve List categories of Retired and Did Not Report.
- Dec. 25** — Deadline for waiver requests in 1998, except for "special waiver requests" which have a 10-day claiming period, with termination or assignment delayed until after the Super Bowl.
- Dec. 29** — Clubs may begin signing free agent players for the 1999 season.
- Jan. 2-3, 1999** — Wildcard Weekend
- Jan. 9-10, 1999** — Divisional Playoffs
- Jan. 17, 1999** — Conference Championships
- Jan. 31, 1999** — Super Bowl XXXIII, Miami, Florida.
- Feb. 7, 1999** — AFC-NFC Pro Bowl, Honolulu, Hawaii.

POSTSEASON GAME SCHEDULE

- Saturday, Jan. 2 — AFC and NFC Wild Card Playoffs (ABC)
- Sunday, Jan. 3 — AFC and NFC Wild Card Playoffs (CBS and FOX)
- Saturday, Jan. 9 — AFC and NFC Divisional Playoffs (CBS and FOX)
- Sunday, Jan. 10 — AFC and NFC Divisional Playoffs (CBS and FOX)
- Sunday, Jan. 17 — AFC and NFC Championship Games (CBS and FOX)
- Sunday, Jan. 31 — Super Bowl XXXIII at Pro Player Stadium, Miami, Fla. (FOX)
- Sunday, Feb. 7 — AFC-NFC Pro Bowl at Honolulu, Hawaii (ABC)



WHAT TO LOOK FOR IN 1998

***The New Orleans Saints** need one sack in the opening contest of 1998 to have registered a sack in 50 consecutive contests. Right now, the Saints have a sack in 49 consecutive contests, which is the longest current streak in the NFL, and the longest active streak in this decade. With a sack in their first 12 games, the Saints would hold the second longest all-time streak with 61 (eclipsing the Redskins, who had a sack in 60 consecutive games from 9/10/84 - 12/13/87). (records were kept from 1982 to present).

*If the **Saints** lead the NFL in sacks in 1998, they will tie San Francisco (1967, 1972, 1976) and L.A. Rams (1968, 1970, 1988) for third place all-time in Most Seasons Leading League (1992, 1997).

*By leading the NFL in sacks in 1997, the **Saints** became the only team to lead the NFL in sacks twice in the 1990's.

***DT Wayne Martin** has started a club-record 112 consecutive games with the Saints, dating to 1991, which is tied for the seventh-longest current streak in the NFL.

*If **Martin** appears in all 16 games for the eighth consecutive year, he will move into eighth place on the club's all-time list of games played with 155, surpassing G Jim Dombrowski, who has 151.

***Martin** needs two sacks to move into second all-time with the Saints. He currently has 75 (499 yards lost), which is 1.5 behind Pat Swilling (1986-92), who had 76.5 (629.5 yards lost).

***K Doug Brien** needs 95 points to move into second place all-time (319) on the club's scoring chart, ahead of RB Dalton Hilliard (318). Brien, who currently has 224 points scored with the Saints, needs 20 points to surpass K Charlie Durkee (243) for fourth all-time, and 65 points to surpass WR Eric Martin for third all-time.

***RB Ray Zellars** needs 170 yards to move into 12th place all-time on the club's rushing chart, 195 for 11th all-time, 625 for 10th, 711 for 9th and 870 for eighth.

***WR Sean Dawkins** needs 489 receiving yards for 4,000 career, and 49 receptions for 300 career.

*By seeing action in the first six games, **C Jerry Fontenot** will have appeared in 150 straight games (he has not missed a game as a pro), and has started 102 straight games, dating to the 10th game of the 1991 season.

***TE/LS Kendall Gammon** has not missed a game as a professional, having appeared in 96 straight contests. By seeing action in the first four games, he will have appeared in 100 consecutive games.



1998 SAINTS VETERANS



69

TOM ACKERMAN

Center/Guard Year With Saints: 3 Year in NFL: 3
Ht: 6-4 Wt: 290 College: Eastern Washington
Born: September 6, 1972 at Bellingham, Washington
Joined Saints: Draft Choice No. 5b, 1996




PRO: Was the 145th player selected in the draft and the first player ever selected by the Saints from Eastern Washington. Assets include strength, quickness and versatility along the offensive line. Contract runs through 1998 with no option. **1997** — Appeared in 14 games and was inactive for two. . . majority of action came on special teams. **1996** — Appeared in two games and was inactive for 14. . . first NFL action came at Houston 11/10, saw action on special teams as well as on offense as a tackle eligible in short-yardage situations. . . played extensively as second tight end with injuries to starters at Atlanta 11/17.

COLLEGE: Began his college career as a tight end before moving to the offensive line in his red-shirt season of 1991. . . also played both tackle spots, guard and also served as a deep snapper in his four years with the Eagles. . . was a second-team All-Big Sky Conference selection in 1994 when he opened five contests at right tackle, four on the left side and two at center. . . started all year at left guard in 1995 and was a unanimous first-team all-conference choice and a third-team Division I-AA All-America by the AP. . . majored in Liberal Studies.

PERSONAL: Earned All-State honors at Nooksack Valley (Wash.) High School. . . played linebacker and tight end and earned all-county accolades as a sophomore, and offensive honors as a junior. . . lettered four times in football, basketball and baseball. . . lives in Kenner. . . married (Erin) with a daughter (Riley Rachelle 5/19/98). . . full name is Thomas Michael Ackerman.

GAMES STARTED/PLAYED: (1996, 0/2); (1997, 0/14). Totals 0/16.



54

INK ALEAGA

Linebacker Year With Saints: 2 Year in NFL: 2
Ht: 6-1 Wt: 249 College: Washington
Born: April 4, 1973 at Honolulu, Hawaii
Joined Saints: Free Agent, 1997




PRO: Originally signed by the Saints as an undrafted free agent, 4/25/97, was signed to the Saints practice squad, 8/25/97, and to the active roster, 10/17/97. Contract expired in 1997, subject to developments. **1997** — Appeared in three games on the year, starting one at WLB, in place of injured Mark Fields...saw first NFL action at Atlanta, 11/23, registering one tackle on special teams...started game 13, at Carolina, 11/30, saw limited action on defense and special teams, and had no stats...saw action on special teams the following week, vs. St. Louis Rams, 12/7, and had no stats...was inactive for six games.

COLLEGE: Was a four-year starter for the Washington Huskies at inside linebacker...finished his career with 309 total tackles, five interceptions and five fumble recoveries, and six sacks...first-team All-Pac 10 Conference pick his junior and senior seasons...a team captain, was second in the team in tackles his senior year, and registered three sacks, while starting all 12 games for the Huskies...started all 12 games as a junior, and 10 his sophomore season...started final three games of his freshman year after sustaining a broken leg in a pre-season practice...majored in sociology.

PERSONAL: Earned all-state honors as a senior at Marynoll High School in Honolulu, Hawaii...earned three letters as a linebacker, and also earned letters for track and basketball squads, earning third-team all-state pick in basketball as a senior...single...lives in Kenner...full name is Ink Aleaga.

GAMES STARTED/PLAYED: (1997, 1/3). Totals 1/3.



89

BRETT BECH

Wide Receiver Year With Saints: 2 Year in NFL: 2

Ht: 6-1 Wt: 184 College: LSU

Born: August 20, 1971 at Slidell, Louisiana

Joined Saints: Free Agent, 1996



PRO: Originally signed by the Jacksonville Jaguars, 4/24/95, waived, 6/7/95. Played two seasons in the Canadian Football League for the San Antonio Texans. Signed to the Saints practice squad, 11/13/96. Was signed to the Saints practice squad, 8/25/97, and to the active roster, 9/27/97. Contract runs through 1998 with no option. **1997** — In his first full season with New Orleans, saw action in 10 games, catching three passes for 50 yards (16.7 avg.) with a long of 22 yards. . . also saw extensive action on special teams, registering five tackles and returning three kickoffs for 47 yards (16.7 avg.), with a long of 30 yards. . . first NFL action came in game 5, at New York Giants, 9/28. . . was placed on I/R, 12/12, with hand and shoulder injuries. **1996** — Was signed to the Saints practice squad, 11/13/96. **1995** — Was signed by the Jacksonville Jaguars, 4/24/95, but was waived, 6/7/95.

COLLEGE: Played four years for the LSU Tigers, lettering from 1992-94. . . Bech led the team in receiving as a junior in 1993 with 30 receptions for 429 yards and three touchdowns, and as a senior in 1994, with 45 receptions for 772 yards and five touchdowns. . . was a team captain his senior year.

PERSONAL: Was a standout athlete at Slidell High School in Slidell, Louisiana. . . single. . . lives in Slidell.

GAMES STARTED/PLAYED: (1997, 0/10). Totals 0/10. Totals with Saints 0/10.

Career Highs

Receptions: 1, three times, last time at Atlanta, 11/23/97

Receiving Yards: 22, at Atlanta, 11/23/97

Long Reception: 22, at Atlanta, 11/23/97



40

WES BENDER

Fullback Year With Saints: 2 Year in NFL: 3

Ht: 5-10 Wt: 249 College: USC

Born: August 2, 1970 at Van Nuys, California

Joined Saints: Free Agent, 1997



PRO: Originally signed by the Kansas City Chiefs as a rookie free agent in 1993. A tough, bruising back, signed as a rookie free agent by the Saints, 3/5/97. Contract expired in 1997, subject to developments. **1997** — Saw action in 11 games on the year, and had nine yards rushing on five carries (1.8 avg.), with a long of 6. . . was inactive for five games of the 1997 season. . . had eight yards rushing on three carries at San Francisco, 9/14/97. . . also recorded six tackles on special teams (five solo) and one forced fumble. **1996** — Played for Frankfurt Galaxy of World League. . . spent 1996 preseason with Raiders, but was released. **1995** — Was released after 1995 preseason. **1994** — Began season on Raiders practice squad. . . made pro debut vs. Houston, 10/30. . . saw action in the final nine games as reserve running back and special teams performer. . . caught first NFL pass for seven yards at San Diego, 12/5. . . added four special teams tackles on season. **1993** — Spent entire season on injured reserve with the Kansas City Chiefs after signing as a rookie free agent.

COLLEGE: Was a two-year letterman at USC after transferring from Glendale (Calif.) Community College. . . started 10 games at fullback as a senior in 1992 and rushed for 64 yards on 25 carries with one touchdown. . . saw action as a reserve fullback and on special teams as a junior. . . was an all-state and all-conference fullback at Glendale in 1990 after totaling 999 yards with 7.1-yard average rushing and four touchdowns. . . scored 13 touchdowns and 471 yards rushing as a freshman in 1989, earning all-conference honors. . . communications major.

PERSONAL: Was an all-league running back as a senior at John Burroughs High School in Burbank, California. . . also saw action at linebacker. . . single. . . lives in Kenner. . . full name is Wes Bender.

GAMES STARTED/PLAYED: (1994, 0/9); (1997, 0/11). Totals 0/20. Totals with Saints 0/11.

Career Highs

Carries: 3, at San Francisco, 9/7/97

Yards: 8, at San Francisco, 9/7/97

Long Rush: 6, at San Francisco, 9/7/97

Receptions: 1, twice in 1994

Receiving Yards: 7, twice in 1994

Long Reception: 7, twice in 1994



10

DOUG BRIEN

Kicker Year With Saints: 4 Year in NFL: 5

Ht: 6-0 Wt: 180 College: California

Born: November 24, 1970 at Bloomfield, New Jersey

Joined Saints: Free Agent, 1995



PRO: Originally selected by San Francisco as the first of two third-round picks in the 1994 draft (85th overall). Was waived by the 49ers 10/16/95 and signed by the Saints 10/31/95. Has converted 137 consecutive PATs, dating back to the seventh game of 1994 (San Francisco at Atlanta, 10/16). Ranks fifth all-time on the Saints with 224 career points scored. Ranks first all-time in team history in field goal success rate with 81% from 1995-97. Has converted second-most field goals in team history. Contract runs through 2001 with no option. **1997** — Continued to prove to be a valuable asset to the Saints as one of the NFL's most-accurate kickers, converting all 22 PATs and 23 of 27 field goals on the year. . . career-best 85.2% field goal accuracy was good for the fourth-most accurate season percentage in team history and was tied for third-best in the NFC. . . was voted as an alternate to the Pro Bowl. . . was 3-3 on field goals three times during the season, including converting two from 50+ at Carolina, 11/30, and was voted NFC Special Teams Player of the Week and Player of the Month. . . 91 points on the year tied for ninth in the NFC in scoring. . . kicked three game-winning field goals on the season, in the span of four weeks, at Oakland, 11/9; in overtime vs. Seattle, 11/6, in the shortest overtime period in NFL history; and at Carolina, 11/30. . . 53-yard field goal at St. Louis, 8/31, is the second-longest field goal of his career. . . was 4-5 from 50+ yards. **1996** — In his first full season with New Orleans, proved to be one of the most valuable kickers in the NFL. . . connected on all 18 PATs and 21 of 25 field goals on the year. . . field goal success rate of 84% was the best by a Saint since Morten Andersen connected on 85.3% in 1992. . . kicked three field goals of more than 50 yards, including a long of 54 yards against Chicago 10/13. . . 54-yarder was a career-long and secured the victory 27-24, to notch the second victory of the season. . . three 50+ field goals marked the first Saint to accomplish this since Morten Andersen in 1992. . . led the team in scoring with 81 points. . . connected on a 51-yard field goal at Cincinnati 9/15, one of three successful field goal tries on the day. . . 51-yarder also marked his best as a Saint and tied a career-long to that point. . . hit on a 51-yard field goal at Giants 12/15 in 17-3 victory. . . had a 41-yard attempt blocked versus Atlanta 12/8, the first of his career. . . 33 field goals are fifth-most in club history. **1995** — Opened the season with the 49ers, where he played the first six games before being waived 10/16. . . was signed by New Orleans 10/31. . . nailed a career-long 51-yard field goal in his final game with the 49ers, at Indianapolis 10/15. . . in his first game with New Orleans, vs. St. Louis 11/5, connected on all four field goals, including a pair from over 40 yards (42,47), as Saints went on for 19-10 victory. . . 13 points equaled a career-best. . . was also named NFC Special Teams Player-of-the-Week for the second time in his career. . . 25-yard field goal with 6:33 to play proved to be winning margin in 17-14 decision over Indianapolis, 11/12. . . also recorded a tackle on kickoff coverage, at Jets 12/24. **1994** — Led the 49ers in scoring his rookie season with 105 points, the highest total by a 49er since 1989 when Mike Cofer had 111. . . established club records for PATs (60) and PATs attempted (62). . . 75 percent accuracy rate (15-20) was the best by a 49er since Cofer's 80.6% mark (29-36) in 1989. . . was named NFC Special Teams Player-of-the-Week when he was 2-2 on field goals (33,47) and 4-4 on PATs in win at Rams, 9/18. . . hit a season-long 48-yarder, at New Orleans 11/28. . . posted a career-best 13 points on 3-4 FGs and 4-4 PATs, vs. Atlanta 12/4. . . recovered a fumble on a kickoff that led to a TD in NFC Championship Game win, vs. Dallas 1/15.

COLLEGE: Set the Golden Bear career record for field goals with 53, breaking the old mark of 50 established by former Cincinnati Bengal Jim Breech. . . is also Cal's all-time scoring leader with 288 points. . . earned All-Pac 10 accolades on two occasions. . . holds degree in political economies of industrial societies with a minor in conservation and resource studies.

PERSONAL: Was raised in the San Francisco Bay area city of Concord, Calif., where he attended De LaSalle High School. . . played just one year of football. . . lettered three times in soccer, and was an all-league choice each of his final two years. . . high school coach, Bob Ladouceur, was named the NFL High School Football Coach of the Year in 1995, based on Brien's nomination. . . has his own website on the internet - www.kick-ing.com. . . has teamed with Big Brothers/Big Sisters to form "Kicks for Kids Sake". . . married (Shanti). . .

resides in Oakland, Calif. during the offseason. ... full name is Douglas Robert Zachariah Brien.

GAMES PLAYED: (1994, 16); (1995, 14); (1996, 16); (1997, 16). Totals 62. Totals with Saints 40.
PLAYOFF GAMES PLAYED: (1994, 3).

Year	PAT	1-19	20-29	30-39	40-49	50+	Tot.	LG	BK	Pts.
1994 (SF)	60-62	1-1	4-4	5-6	5-8	0-1	15-20	48	0	105
1995 (SF)	19-19	0-0	4-4	0-1	2-6	1-1	7-12	51	0	40
1995 (NO)	16-16	0-0	4-4	4-6	4-6	0-1	12-17	47	0	52
1995 (NO/SF)	35-35	0-0	8-8	4-7	6-12	1-2	19-29	51	0	92
1996	18-18	0-0	4-4	9-10	5-7	3-4	21-25	54	1	81
1997	22-22	1-1	2-2	10-10	6-9	4-5	23-27	53	1	91
Totals	135-137	2-2	18-18	28-33	22-36	8-12	78-101	54	2	369
N.O. Totals	56-56	1-1	10-10	23-26	15-22	7-10	56-69	54	2	224

Playoffs

Year	PAT	1-19	20-29	30-39	40-49	50+	Tot.	LG	BK	Pts.
1994 (SF)	17-18	0-0	0-0	2-2	0-0	0-0	2-2	36	0	23

Career-Highs

FG Attempts: 4, 3 different times (twice with Saints)

FG Made: 4, vs. St. Louis, 11/5/95

Extra Points: 6, at Atlanta, 10/16/94; vs. Denver, 12/17/94

Points: 13, vs. Atlanta, 12/4/94; vs. St. Louis, 11/5/95

Long FG: 54, vs. Chicago, 10/13/96



21

DEREK BROWN

Running Back Year With Saints: 6 Year in NFL: 6

Ht: 5-9 Wt: 205 College: Nebraska

Born: April 5, 1971 at Banning, California

Joined Saints: Draft Choice No. 4b, 1993



PRO: Was the Saints' second-pick in the fourth round, the 109th selection overall and the 14th running back taken in the 1993 draft. Possesses good quickness and cut-back ability. An extremely intense worker in the weight room who has added considerable strength each year since joining the Saints. Has played an important role as a receiver out of the backfield over his first three years. Career rushing total of 1,383 yards is 11th on the Saints' all-time list. Contract runs through 1998 with no option. **1997** — Missed the entire season after suffering a quadriceps tendon injury in a preseason contest. **1996** — Played in 11 games, primarily as a third-down back and on special teams. ... was inactive for five of last six games. ... rushed for 30 yards on 13 carries. ... caught 8 passes for 54 yards. ... returned one kickoff for 10 yards. ... also recorded one stop on special teams. ... against Carolina 9/8, rushed for 13 yards on three attempts, also had three receptions for 28 yards. ... longest rush of 12 yards and longest reception of 18 yards also came in that game. ... in four NFL seasons, has rushed for 1,383 yards on 388 attempts, with six touchdowns. **1995** — Appeared in all 16 games for the second consecutive season. ... majority of playing time came in passing situations. ... was third on club with 159 yards rushing and a touchdown on 49 attempts. ... finished sixth on team and first among running backs with 35 catches for 266 yards and a TD. ... was also credited with a tackle on special teams. ... rushed for a season-high 41 yards, vs. Miami 10/15. ... only rushing TD of the year came in win over Carolina, 11/26, when he scored on a 35-yard run. ... caught a pass in 14 of 16 games, including a season-high six for 42 yards, at Minnesota 11/19. ... had a 4-yard TD reception, at Giants 9/24. **1994** — Played in all 16 games, started each of the first nine before giving way to rookie Mario Bates. ... finished second on the team and 16th in the NFC with 489 yards rushing and three touchdowns on 146 attempts. ... became a key part of the passing game, was third on club and first among non-wide receivers with 44 receptions for 428 yards and a TD. ... rushed for a season-high 86 yards and a TD on 26 carries, vs. Rams 10/23. ... ran for 81 yards on just 13 attempts, vs. San Diego 10/9, when his 6.2-yard average per carry equaled a career-best. ... caught a career-high eight passes for 64 yards, at Raiders 11/20. ... had a career-long 37-yard catch, at Minnesota 11/6. ... rushed for 42 yards on eight carries and hauled in three passes for 31 yards in season-ending win at Denver, and was awarded a game ball on offense. **1993** — Was thrust into starting spot at halfback in preseason with knee injury to Fred McAfee, and season-ending knee injury to Vaughn Dunbar. ... opened 12 of the 13 games in which he played, was 10th in the NFC and fifth among NFL rookies with 705 yards rushing and two TDs on 180 attempts. ... became the

third straight rookie and the ninth overall to lead the Saints in rushing. ... was also fifth on club with 21 receptions for 170 yards and a TD. ... accounted for his first NFL touchdown, a 2-yard run, in season-opening win over Houston, 9/5. ... rushed for 125 yards on 25 carries vs. Detroit 9/19, and 106 yards, including a season-long 60-yard run, vs. Green Bay 11/14. ... was the only Saint to account for a 100-yard rushing day on the year. ... overall, led club in rushing on eight occasions. ... was inactive games 11-13 with a sprained ankle sustained at San Francisco 11/28.

COLLEGE: Left school with one year of eligibility still remaining, sat out 1989. ... finished his three years with 2,821 yards rushing and 24 TDs on 478 attempts, and 30 receptions for 325 yards and a TD. ... was a first-team All-Big Eight choice each of his final two years. ... was the Conference Offensive Player-of-the-Year and an honorable mention All-America selection as a junior in 1992 with 1,024 yards rushing and four TDs on 173 carries. ... was a third-team All-America pick in 1991 with a career-high 1,323 yards rushing and 14 TDs on 235 attempts. ... majored in consumer science and education.

PERSONAL: Lettered in football and track at Anaheim Servite High School. ... as a senior, received the Glenn Davis Award as the top prep player in the Southern California region when he ran for 20 touchdowns and set an Orange County record with 2,400 rushing yards. ... finished his career as the third-leading rusher in County history with 4,800 yards. ... enjoys speaking to kids-at-risk groups during the season. ... single. ... resides in Fountain Valley, Calif. during the offseason. ... full name is Derek Darnell Brown.

GAMES STARTED/PLAYED: (1993, 12/13); (1994, 9/16); (1995, 0/16); (1996, 0/11). Totals 21/56.

Year	RUSHING					RECEIVING			
	No.	Yards	Avg.	LG	TD	No.	Yards	LG	TD
1993	180	705	3.9	60	2	21	170	19	1
1994	146	489	3.3	16	3	44	428	37	1
1995	49	159	3.2	35t	1	35	266	19	1
1996	13	30	2.3	12	0	8	54	18	0
1997	Spent season on I/R								
Totals	388	1383	3.6	60	6	108	918	37	3

Additional Stats: Kickoff Returns: 1993, 3-19.3 avg., 23 Long; 1994, 1-3 yards; 1996, 1-10 yards. Fumbles: 1993, 1; 1994, 4.

Career-Highs

Rushes: 26, vs. Rams, 10/23/94

Rushing Yards: 125, vs. Detroit, 9/19/93

Long Run: 60, vs. Green Bay, 11/14/93

Rushing TDs: 1, 6 different times

Receptions: 8, at Raiders, 11/20/94

Receiving Yards: 64, at Raiders, 11/20/94

Long Reception: 37, at Minnesota, 11/6/94



30

JE'ROD CHERRY

Cornerback Year With Saints: 3 Year in NFL: 3

Ht: 6-0 Wt: 196 College: California

Born: May 30, 1973 at Charlotte, North Carolina

Joined Saints: Draft Choice No. 2, 1996



PRO: Selected in the second round (40th overall) of the 1996 draft. One of the most versatile defensive backs in the draft. Is only the third player from California selected by the Saints. A physical safety who also can play corner. Contract runs through 1998, with no option. **1997** — Appeared in all 16 games. ... was a standout on special teams. ... led the Saints with 14 total (13 solo) special teams tackles. ... also recorded six stops on defense. ... had four solo tackles at Chicago, 10/5. ... saw action at CB for the first time as a professional at St. Louis, 8/31. **1996** — Appeared in 13 games, was inactive for three. ... majority of playing time came on special teams. ... recorded eight tackles as a special-teamer, which ranked fourth on the team. ... saw increased time on defense towards latter part of season. ... served as dime back for final two games. ... had eight stops, a pass defended and a fumble recovery on defense. ... at Giants 12/15, stepped in as dime back on defense, had a fumble recovery, and a pass defended, also recorded a tackle on special teams. ... saw first playing time

on defense at Baltimore 9/29, in short-yardage situations and recorded one tackle.

COLLEGE: Began his senior season at left cornerback, where he started each of the first six games for the Bears. . . moved to free safety for the final five contests, and finished the year with a team and career-high 91 tackles, an interception, seven passes defended, a fumble recovery and a forced fumble. . . also returned 18 kickoffs for a 21.4-yard average and was an All-PAC 10 honorable mention choice. . . played in East-West Shrine Game his senior season. . . was a first-team PAC 10 All-Academic selection each of his final two years. . . earned all-conference honorable mention accolades as a junior. . . earned the Bob Simmons Award as Cal's freshman MVP. . . earned his degree in Political Science in May of 1995, finishing with a 3.2 GPA.


PERSONAL: Was an Oakland Tribune and All-East Bay first-team choice at Berkely (Calif.) High School. . . played both safety and wide receiver as a senior. . . also lettered in track, participating in the 200 meters and anchored the 4x100 relay team. . . married (Lisa). . . full name is Je'Rod L. Cherry.

GAMES STARTED/PLAYED: (1996, 0/13); (1997, 0/16). Totals 0/29.

Year	TACKLES			INTERCEPTIONS			
	Tkl	Asst	Tot.	No.	Yds.	LG	TD
1996	6	2	8	0	0	0	0
1997	5	0	5	0	0	0	0
Totals	11	2	13	0	0	0	0

Career Highs: Defensive Tackles/Game: 4, at Chicago, 10/5/97

Additional Stats: Passes Defended: 1996, 1. Fumble Recoveries: 1996, 1-0 yards.



37

CHAD COTA

Safety Year With Saints: 1 Year in NFL: 4

Ht: 6-1 Wt: 198 College: Oregon

Born: August 8, 1971 at Ashland, Oregon

Joined Saints: Restricted Free Agent (Carolina), 1998



PRO: Originally a seventh round selection (209th overall) of the 1995 NFL Draft by the Carolina Panthers, Cota was signed to an offer sheet as a restricted free agent, 3/11/98, which Carolina declined to match a week later. Contract runs through 2000. **1997** — Was given first opportunity to be a full-time starter, and responded by leading the Panthers with a single-season team record 153 tackles in addition to two interceptions, a sack, eight passes defended and a fumble recovery. . . started all 16 contests at strong safety. . . also contributed seven tackles on special teams. . . led the team in tackles in six games. . . recorded double-digit tackles in eight contests. . . recorded team-high 14 tackles, vs. Washington, 8/31. . . had team-high 13 tackles, at San Diego, 9/14, along with a pass defended. . . had 11 defensive stops vs. San Francisco, 9/29. . . recorded his first interception of the season, vs. Atlanta, 10/26. . . vs. Oakland, 11/2, accounted for a team-high 10 tackles along with two passes defended. . . posted a team-high 13 tackles at Denver, 11/9. . . tallied 11 stops at San Francisco, 11/16. . . had second interception of the season along with 13 tackles vs. Green Bay, 12/14. . . posted 13 tackles vs. St. Louis, 12/20. **1996** — Was tied for the regular season team lead in interceptions with five, while a sixth vs. Dallas, 1/5/97, in the NFC Divisional Playoff gave him the team lead, including postseason. . . began the season on special teams before subbing at strong safety, at Minnesota, 10/6, and responded with his first career interception in addition to four tackles. . . had first career start the following week, vs. St. Louis 10/13, and recorded a team-high eight tackles in addition to a pass defended. . . had an interception, at Houston, 11/24, along with six tackles and a pass defended. . . in substitute action, vs. Tampa Bay, 12/1, led the team with nine tackles. . . had an interception in the end zone, at San Francisco, 12/8. . . vs. Baltimore, 12/15, had eight tackles and an interception. . . vs. Pittsburgh, 12/22, had an interception in the end zone on the Steelers final possession of the game to preserve a 18-14 victory and clinch the divisional title, along with his first career sack, five tackles and a pass defended. . . vs. Dallas, 1/5/97, in NFC divisional playoff, posted an interception and 49-yard return. **1995** — A leader on special teams, tied for team lead in special teams tackles, with 20. . . led the team in special teams tackles in five games. . . made first kickoff tackle in team history, at Atlanta, 9/3. . . saw first significant action on defense at Buffalo, 9/10, when he had three tackles and two passes defended while leading the team in special teams tackles with three. . . at St. Louis, 11/12, had his first career fumble recovery on defense.

COLLEGE: Was a full-time starter his final three seasons at Oregon and a part-time starter as a freshman where he was part of the Ducks "Gang Green" defense. . . as a senior in 1994, was a first-team All-Pac 10 selection and an All-America second-team selection by NFL Draft Report. . . helped lead them to a Pac 10 title and a berth in the 1995 Rose Bowl, finishing third on the team with 98 stops in addition to seven pass deflections and two interceptions. . . as a junior, was an All-Pac 10 second-team selection, leading the team in tackles, with 86, and recorded a sack, four interceptions, two forced fumbles and four pass deflections. . . as a redshirt freshman in 1991, was a freshman All-American selection and honorable mention All-Pac 10 selection. . . earned degree in sociology.

PERSONAL: Was an all-state first-team selection as a strong safety and wide receiver at Ashland (Ore.) High and was named Defensive Player of the Year by The Oregonian. . . his senior season, he gained over 1,000 all-purpose yards, helping his team to the state AAA title. . . married (Christina). . . full name is Chad Garrett Cota.

GAMES STARTED/PLAYED: (1995, 0/16); (1996, 2/16); (1997, 16/16). Totals 18/48

PLAYOFF GAMES STARTED/PLAYED: (1996, 0/2). Totals 0/2.

Year	TACKLES			INTERCEPTIONS			
	Tkl	Asst	Tot.	No.	Yds.	LG	TD
1995 (Car.)	4	0	4	0	0	0	0
1996 (Car.)	52	11	63	5	63	35	0
1997 (Car.)	107	46	153	2	28	15	0
Totals	163	57	220	7	91	35	0

Playoffs

1996	3	1	4	1	49	49	0
Totals	3	1	4	1	49	49	0

Additional Stats: Sacks (2): 1996, 1-7 yards lost; 1997, 1-25 yards lost. Passes defended (15): 1995, 2; 1996, 5; 1997, 8. Fumbles Recovered (3): 1995, 1; 1996, 1; 1997, 1.

Career-Highs


Tackles: 14, vs. Washington, 8/31/97

Solo Tackles: 10, at Denver, 11/9/97; vs. Green Bay 12/14/97

Interceptions: 1, seven times, most recently vs. Green Bay, 12/14/97

Yards on Interceptions: 49, vs. Dallas, 1/5/97 (NFC Div. Playoff); 35, at San Francisco, 12/8/96 (Reg. Season)

Long Return: 49, vs. Dallas, 1/5/97 (NFC Divisional Playoff); 35, at San Francisco, 12/8/96 (Reg. Season)



32

AARON CRAVER

Running Back Year With Saints: 1 Year in NFL: 8

Ht: 6-0 Wt: 220 College: Fresno State

Born: December 18, 1968 at Los Angeles, California

Joined Saints: Unrestricted Free Agent (San Diego), 1998



PRO: Signed by the Saints, 4/16/98, after spending 1997 with the San Diego Chargers. Originally a third-round selection (60th overall) by the Miami Dolphins in the 1991 NFL Draft, played with Miami, 1991-94. Played with the Denver Broncos, 1995-96, before signing with San Diego for the 1997 season. A tough, durable blocker, he is known for his all-purpose contributions as a runner, blocker and receiver. Contract runs through 1998 with no option. **1997** — Craver started five of 15 games played at fullback in first season with Chargers in 1997. . . finished season with 20 carries for 71 yards (3.6 avg) and long of 22 yards. . . also caught four passes for 26 yards (6.5 avg.) and long of 20 yards. . . returned three kickoffs for 68 yards (22.7 avg.) and long of 27 yards. . . was tied for second on team with nine tackles on special teams. . . had season-high five carries for 22 yards versus Indianapolis, 10/26. . . had season-long 22-yard run at Cincinnati, 11/2. . . had season long 20-yard reception versus Seattle, 11/9. **1996** — Denver's starting fullback for 15 of 16 regular-season games and one postseason contest in 1996. . . rushed for 232 yards on 59 carries (3.9 avg.), with long of 28 and two touchdowns. . . also caught 39 passes for 297 yards (7.6 avg.), with long of 31 and one touchdown. . . receiving touchdown was career-long 39-yard catch and run at Seattle, 9/8. . . started first five games of season before partially tearing his posterior cruciate ligament at Cincinnati, 9/29. . . injury occurred on Denver's first play from scrimmage. . .

was inactive for San Diego game, 10/6. . . returned to starting lineup against Baltimore, 10/20, and started all 10 remaining games. . . opened season with 59 yards on seven carries and caught one pass for seven more yards vs. New York Jets, 9/1. . . his 28-yard first-quarter run tied his career-long. . . in Game 2 at Seattle, 9/8, Craver started at fullback and gained 92 total yards from scrimmage with 47 yards on nine carries (5.2 avg.) and 45 yards on four receptions (11.3), including career-long 39-yard touchdown pass from John Elway. . . caught game-high six passes for 32 yards in regular-season finale at San Diego. . . started at fullback and caught three passes for 17 yards in AFC divisional playoff game versus Jacksonville, 1/4/97. **1995** — Craver played in all 16 games, starting 12 of last 13 for Broncos. . . finished season with 73 carries for 333 yards (4.6 avg.) and five touchdowns. . . added 43 receptions for 369 yards (8.6 avg.) and one touchdown. . . his 43 receptions were 11 more than he had during his first four years in league. . . also returned four kickoffs for 35 yards (8.8 avg.), and made one special teams tackle. . . made transition in training camp from tailback to fullback following emergence of rookie Terrell Davis. . . Craver responded by providing outstanding blocking all season for Davis, who put up 1,000-yard season. . . Craver scored two touchdowns in game for first time in career versus Arizona, 11/15 when he rushed for one and also caught first-career touchdown pass. . . also helped make history in that game, catching 19-yard pass from John Elway with 5:29 remaining in game that pushed Elway over 40,000-yard passing plateau. . . in season finale at Oakland, 12/24, Craver started at fullback and had best game of his career, setting career highs for both rushes (20) and yards (108), in addition to catching four passes for 38 yards. . . also scored one touchdown on one-yard run in second quarter. **1994** — Craver played in eight games for Miami with six rushing attempts for 43 yards and 24 receptions for 237 yards. . . also had two carries for 13 yards and six receptions for 43 yards in two playoff games. . . made his 1994 Dolphins' debut in a special teams role at Cincinnati, 10/2. . . was waived when Dolphins signed Cleveland Gary, 10/4. . . resigned, 11/9 by Miami when Keith Byars was placed on I/R list with knee injury. . . set two career highs against Buffalo, 12/4 with seven receptions for 67 yards. . . tied for team lead in receptions with five for 55 yards against Kansas City, including 28-yarder. . . matched his career high in receiving yardage against Detroit on Christmas Day with 67 yards on five catches. . . was second on team with four catches for 35 yards - including postseason career-long 15-yarder - in AFC Wild Card Game against Kansas City, 12/31. . . in AFC Divisional Playoff loss at San Diego, 1/8/95, he had one carry for 10 yards and two receptions for eight yards. **1993** — Craver suffered torn anterior cruciate ligament in his right knee in preseason practice, 8/10. . . placed on I/R, 8/23 after undergoing reconstructive knee surgery, 8/19. **1992** — Craver played in six regular-season games and both playoff games for Miami in 1992. . . finished season with three carries for nine yards and added eight kickoff returns for 174 yards (21.8 avg.) and long of 44 yards against Seattle, 9/27. . . suffered hamstring injury versus New England, 10/18 and was placed on I/R, 10/21. . . activated from I/R, 1/7/93 and ended up second-leading rusher for Miami in playoffs with 85 yards and one touchdown on 10 carries. . . also had three catches for 28 yards. . . had best post-season game of his career against San Diego, 1/10/93, in AFC divisional playoff game by leading team in rushing with career-high 72 yards on eight carries with one touchdown on career-long 25-yard run. . . also had one reception for 13 yards. . . in AFC championship game against Buffalo, 1/17/93, Craver had 13 yards on two carries and two receptions for 15 yards. . . also returned four kicks for 48 yards. **1991** — Craver played in 14 games as rookie for Miami in 1991. . . finished season ranked third on team in rushing with 20 carries for 58 yards and one touchdown and added eight receptions for 67 yards. . . ranked eleventh in AFC in kickoff returns with 19.2 average. . . saw action on special teams in his NFL debut at Buffalo Sept. 1, and returned four kickoffs for 65 yards. . . had 11 carries for 37 yards and his first NFL touchdown on seven-yard run against Indianapolis, 9/8. . . had 49-yard kickoff return at New England, 10/6, which was longest return by Dolphins' player in over two years.

COLLEGE: Two-year starter at Fresno State after transferring from El Camino Junior College. . . finished his Bulldog career with 449 rushes for 2,251 yards (5.0 avg.) and 26 touchdowns. . . added 57 receptions for 421 yards (7.2 avg.) and two scores. . . was named all-Big West Conference as senior when he rushed for 1,003 yards and 17 touchdowns on 224 catches (4.5 avg.), caught 34 passes for 259 yards, and returned three kicks for 60 yards. . . Craver became first player in school history to gain 1,000 yards rushing in consecutive seasons, as he had gained 1,248 yards with nine touchdowns on 225 carries as a junior (all school records), earning him honorable mention all-America honors from Sporting News. . . also selected first-team all-Big West that season as he added 23 receptions for 162 yards (7.0 avg.) and one score. . . also set school records for consecutive 100-yard rushing games (four) and most 100-yard rushing games in one season (eight). . . spent 1987-88 seasons at El Camino Junior College, joining school there two years after graduating from high school. . . from 1985-86 he coached basketball, football and baseball at local park in Compton, California. . . originally planned to attend El Camino to play baseball but suffered ankle injury during tryouts and decided to switch to football. . . carried 285 times for 1,355 yards (4.8 avg.) and 14 touchdowns in two seasons at El Camino. . . named first-team all-Mission Conference as sophomore in 1988 when he carried 181 times for 845 yards (4.7 avg.) and 12 touchdowns. . . also had 10 catches for 121 yards and 15 kickoff returns for 510 yards (34.0 avg.), including 96-yard score. . . as freshman he carried 104 times for 510 yards (4.9 avg.) with two touchdowns.

PERSONAL: Born Aaron LaRenze Craver December 18, 1969, in Los Angeles, California. . . suffered from asthma attacks as child that limited his involvement in outdoor sports until he was 10. . . instead of sports, Aaron concentrated on academics and skipped sixth grade to jump directly into junior high school. . . at pre-draft workout in April, 1991, administered emergency first aid to Dallas Cowboys' running backs coach Joe Brodsky. . . Craver put warmup clothing under Brodsky's head and pinched his jaw to keep him from swallowing his tongue. . . Craver learned first aid in public health course he took at Fresno State. . . majored in liberal arts. . . Craver is one of six children. . . Aaron and his wife, Dawn, have son Jalen (Nov. 29, 1992), and daughters, Kyndol (Jan. 16, 1995) and Maia (Sept. 16, 1996). . . the Cravers reside in Huntington Beach, California.

GAMES STARTED/PLAYED: (1991, 0/14); (1992, 0/6); (1993, 0/0); (1994, 0/8); (1995, 12/16); (1996, 15/15); (1997, 5/15). Totals 32/74

PLAYOFF GAMES STARTED/PLAYED: (1992, 0/2); (1994, 0/2); (1996, 1/1). Totals 1/5.

Year	RUSHING					RECEIVING			
	No.	Yards	Avg.	LG	TD	No.	Yards	LG	TD
1991 (Miami)	20	58	2.9	7t	1	8	67	25	0
1992 (Miami)	3	9	3.0	8	0	0	0	0	0
1993 (Miami)	Spent season on I/R								
1994 (Miami)	6	43	7.2	19	0	24	237	28	0
1995 (Denver)	73	333	4.6	23	5	43	369	32	1
1996 (Denver)	59	232	3.9	28	2	39	297	39t	0
1997 (San Diego)	20	71	3.6	22	0	4	26	20	0
Totals	181	746	4.1	28	8	118	996	39t	2

Playoffs

1992 (Miami)	10	85	8.5	25t	1	3	28	13	0
1994 (Miami)	2	13	6.5	10	0	6	43	15	0
1996 (Denver)	0	0	0	0	0	3	17	7	0
Totals	12	98	8.2	25t	1	12	88	15	0

Kickoff Returns

Year	No.	Yards	Avg.	LG	TD
1991	32	615	19.2	49	0
1992	8	174	21.8	44	0
1993	Spent season on I/R				
1994	0	0	0.0	0	0
1995	7	50	7.1	19	0
1996	0	0	0.0	0	0
1997	3	68	22.7	27	0
Totals	50	907	18.1	49	0

Postseason 4 48 12.0 na 0

Career Highs

Rushes - 20, at Oakland, 12/24/95
 Rushing Yards - 108, at Oakland, 12/24/95
 Rushing Long - 28, twice, Last: vs. Seattle, 12/1/96
 Rushing TDs - 1, eight times, Last: versus Oakland, 12/15/96
 Receptions - 7, vs. Buffalo, 12/4/94
 Receiving Yards - 67, vs. Buffalo, 12/4/94
 Receiving Long - 39t, at Seattle, 9/8/96
 Receiving TDs - 1, twice, Last: at Seattle, 9/8/96


Postseason Career Highs

Rushes - 8, vs. San Diego, 1/10/93
 Rushing Yards - 72, vs. San Diego, 1/10/93
 Rushing Long - 25t, vs. San Diego, 1/10/93
 Receptions - 4, vs. Kansas City, 12/31/94

Receiving Yards - 35, vs. Kansas City, 12/31/94
Receiving Long - 15, vs. Kansas City, 12/31/94

Additional Statistics

Passing Attempts - 1, at Cincinnati, 9/29/96



53

DON DAVIS

Linebacker Year With Saints: 3 Year in NFL: 3

Ht: 6-1 Wt: 240 College: Kansas

Born: December 17, 1972 at Olathe, Kansas

Joined Saints: Free Agent, 1996




PRO: Signed to the Saints practice squad 8/27/96 after being waived by the Kansas City Chiefs. Was activated to the 53-man roster 10/4. Contract expired in 1997, subject to developments. **1997** — Saw action in 11 games on the year, primarily on special teams. . . finished second on the team with 11 special teams tackles, despite being placed on I/R, 11/9 with a wrist injury. . . made two solo special teams stops in season-opener, at St. Louis Rams, 8/31. . . recorded three solo tackles and one assisted tackle on special teams at Chicago, 10/5. **1996** — Appeared in 11 contests and recorded 13 special teams tackles, which were second-most on the club. . . also recovered a fumble on special teams against St. Louis, 12/1. . . at St. Louis, 12/21, had three special teams tackles, including two on kickoff coverage and another on punt team.

COLLEGE: Was a full-time starter his final three seasons and a part-time starter as a freshman at Kansas. . . Recorded 238 tackles, 20 for a loss, and 9.5 sacks with the Jayhawks. . . had his finest season as a junior when he registered 97 tackles, 10 for a loss, three forced fumbles, three passes defended and four sacks. . . Earned Jayhawk scholar honors (given to the student athlete who attains a 3.0 GPA).

PERSONAL: Earned all-state honors in football, while lettering in basketball and track at South High School in Olathe, Kansas. . . married (Kristene) with a daughter (Dominique). . . full name is Don Davis.

GAMES STARTED/PLAYED: (1996, 0/11); (1997, 0/11). Totals 0/22.



73

ISAAC DAVIS

Guard Year With Saints: 2 Year in NFL: 5

Ht: 6-3 Wt: 320 College: Arkansas

Born: April 8, 1972 at Malvern, Arkansas

Joined Saints: Waivers (San Diego), 1997



PRO: Was first selection overall, a second-round draft choice (43rd pick) of San Diego in 1994, was released by the Chargers, 11/25/97, and claimed by the Saints, 11/26. Played in the AFC Championship Game and Super Bowl XXIX following 1994 season. Has started 29 of 55 contests in NFL career. Contract runs through 1998 with no option. **1997** — Started first 12 contests with the Chargers, prior to his release. . . started two of final three contests with the Saints. . . was inactive for first contest as a Saint, at Carolina, 11/30. . . played at RG vs. St. Louis Rams, 12/7. . . started final two contests of 1997 at RG, vs. Arizona, 12/14 and at Kansas City, 12/21. **1996** — Started five of 14 games for the Chargers, games 4-8, and missed the first two contests of the season. **1995** — Started 10 of 16 regular-season games, starting the first nine games at left guard, started game 10 at right guard. . . saw action but did not start in final six regular-season games and one postseason contest. **1994** — Played in 13 games, started two as a rookie. . . started all three postseason games at left guard. . . made first NFL start in Game 15 at NY Jets, 12/18. . . also started at left guard in season finale vs. Pittsburgh, 12/24. . . started at left guard in divisional playoff win over Miami, as Chargers rushed for 202 yards vs. Dolphins, 1/8/95. . . started at left guard at Pittsburgh in AFC Championship Game, 1/15/95, and in Super Bowl XXIX, vs. San Francisco, 1/29/95.


COLLEGE: All-America third-team and all-SEC first-team selection by NFL Draft Report as a senior in 1993. . . manned the right guard position, as Razorbacks averaged 193.0 yards rushing per game. . . all-America third-team and all-SEC first-team selection as a junior. . . did not allow a sack or pressure all year in 1992.

PERSONAL: Was an all-America selection by Super Prep magazine as a high school senior in 1989, added all-state, all-district and all-Southeast Arkansas honors for Malvern (Ark.) High School Leopards. . . also lettered in track. . . set school records in discus and shot put, and was captain of school band, earning all-America honors as a trumpet player. . . Married (Stephanie) with son (Stephen - 10/7/91). . . full name is John Isaac Eric

Lamont Davis.

GAMES STARTED/PLAYED: (1994, 2/13); (1995, 10/16); (1996, 5/14); (1997, 14/15). Totals 31/58. Totals with Saints 2/3.

PLAYOFF GAMES STARTED/PLAYED: (1994, 3/3); (1995, 1/1). Totals 3/3.



28

TROY DAVIS

Running Back Year With Saints: 2 Year in NFL: 2

Ht: 5-7 Wt: 191 College: Iowa State

Born: September 14, 1975 at Miami, Florida

Joined Saints: Draft Choice No. 3, 1997



PRO: Selected in the third-round (62nd overall) of the 1997 NFL Draft. A quick, darting runner, possesses good speed and acceleration to go with his cut-back ability. Contract runs through 1999 with no option. **1997** — Saw action in all 16 games, starting seven at running back. . . finished third on the team in rushing, compiling 271 yards on 75 carries (3.6 avg.), with a long of 20 and no TDs. . . also had 13 receptions for 85 yards (6.5 avg.), with a long of 18. . . also served as the second deep man on kickoff returns, and was second on the Saints with nine returns for 173 yards (19.2 avg.), with a long of 29. . . also forced a fumble and recorded two tackles following turnovers. . . first NFL start came in game 2, vs. San Diego, 9/7, when he compiled 34 rushing yards on 10 carries and 46 receiving yards on 4 catches, with a long of 17, which was his most productive receiving day of the season. . . had a team season-high 8.2 yards per rushing attempt in the season finale, at Kansas City, 12/21.

COLLEGE: Finished second in the balloting for the 1996 Heisman trophy to Saints quarterback, and 1997 fourth-round selection, Danny Wuerffel. . . is the only person in NCAA history to have rushed for over 2,000 yards twice in his career. . . ranks fourth in Big Twelve Conference history (formerly the Big Eight) in rushing with 4,382 yards in just three years of action. . . a consensus All-American and All-Big Twelve Conference first-team selection in 1996, after leading NCAA Division 1-A in both rushing and all-purpose yardage for the second straight year. . . as a junior, carried 402 times for 2185 yards and 21 touchdowns, the third-highest season total in NCAA 1-A annals. . . returned four kickoffs for 118 yards. . . averaged 215.2 all-purpose yards per game. . . ran for over 100 yards in every contest. . . carried for a school-record 53 times for 241 yards and five scores in a 42-23 defeat of Northern Iowa. . . five TDs tied his own game-record set vs. UNLV in 1995 and tied Joe Henderson vs. Kansas in 1988. . . followed with a school-record 378 yards on 39 rushes with scores of 1, 38, 40, and 30 yards in a 45-31 triumph over Missouri. . . was a consensus All-American and All-Big Eight Conference first-team selection in 1995 and was named Big Eight Player of the Year. . . was also a finalist for the Heisman Trophy. . . set NCAA sophomore rushing records as he led the nation with 2,010 yards and 15 TDs on 345 carries. . . set the NCAA sophomore record with 2,466 all-purpose yards. . . carried 26 times for 302 yards, including scores of 20, 8, 66, 80, and 5 yards in a 57-30 decision over UNLV. . . appeared in nine games as a freshman, gaining 187 yards on 35 carries.

PERSONAL: Was an All-American and USA Today's Florida Player of the Year, adding All-State honors at Southridge (Miami, Fla.) High. . . led the team to a 15-0 record and the state Class 5-A title as he set a Florida prep record with 2,234 yards and 34 TDs rushing. . . was the first Miami-area player to rush for over 2,000 yards in a season. . . ran for three TDs while his brother, Darren, added four scores in a 69-36 victory over Bradenton High in the 1993 state Class 5-A title game. . . also lettered in wrestling, placing third in the state in the 189-pound class despite weighing only 164 pounds. . . brother Darren, was his teammate at Iowa State in 1995-96, and will look to continue the Davis tradition for the Cyclones. . . majored in sociology. . . full name is Troy Davis. . . single. . . born September 14, 1975, in Miami, Florida.

GAMES STARTED/PLAYED: (1997, 7/16). Totals 7/16.

Career-Highs

Rushes - 12, vs. Carolina, 10/19/97

Rushing Yards - 45, vs. Carolina, 10/19/97

Rushing Long - 20, vs. St. Louis Rams, 12/7/97

Rushing TDs - none

Receptions - 4, vs. San Diego, 9/7/97

Receiving Yards - 46, vs. San Diego, 9/7/97

Receiving Long - 18, at St. Louis, 8/31/97

Receiving TDs - none

Additional Stats: Kickoff Returns: 1997, 9-173 (19.2 avg.); Fumbles: 1997, 3.**86****SEAN DAWKINS****Wide Receiver Year With Saints: 1 Year in NFL: 6****Ht: 6-4 Wt: 215 College: California****Born: February 3, 1971 at Red Bank, New Jersey****Joined Saints: Unrestricted Free Agent (Indianapolis), 1998**

PRO: Was first selection by the Indianapolis Colts in the 1993 NFL Draft (16th overall). Spent 1993-97 with the Colts. A deep threat, possesses the size and strength to overpower defenders. Was signed as an unrestricted free agent by the Saints, 5/1/98. Contract runs through 1998 with no option. **1997** — Caught 68 passes for 804 yards and 2 TDs in posting career single-season highs in receptions and yardage despite missing two games. ... did not play, 9/14 vs. Seattle and 9/21 at Buffalo with strained abdominal muscle. ... saw reserve action 11/16 vs. Green Bay and 11/23 at Detroit. ... finished the season ranked 9th in Colts' history in career receptions and yardage. ... seasonal receptions increased for 5th consecutive season. ... had 4+ receptions in 13 of 14 outings. ... has receptions in 27 consecutive games (had 34-game streak end at Jets 9/8/96) and in 69 of 77 career games. ... one of five players in club history to post four consecutive 50+ reception seasons (WR-Bill Brooks, 6; WR-Raymond Berry, 5; RB-Lyde Mitchell, 4; WR-Jessie Hester, 4). ... teamed with WR-Marvin Harrison (73-866 receiving) and RB-Marshall Faulk (264-1,054 rushing) for only 2nd season in team history with 1000+ rusher and two 800+ receivers (1989, RB-Eric Dickerson, 1311 rushing; WR-Bill Brooks, 919 receiving; WR-Andre Rison, 820 receiving). ... Dawkins/Harrison/Faulk trio formed 2nd-highest seasonal reception trio (188) in club history (204, WR-Reggie Langhorne (85); WR-Jessie Hester (64); RB-Anthony Johnson (55) in 1993. ... 141 combined receptions by Dawkins/Harrison marked 2nd-highest duo performance in club history (149, Langhorne/Hester, 1993). ... Was 7-121, 1 TD receiving 11/30 at New England for top game and 5th career 100+ yardage outing. ... had season-best 51-yard reception to set up 3rd qtr. TD. ... had 11-yard touchdown from QB Jim Harbaugh in 4th qtr. ... also had seven receptions 9/7 vs. New England (61 yards) and 12/21 at Minnesota (66 yards). ... caught six passes for 60 yards at Pittsburgh 10/12. ... posted five catches for 84 yards, 1 TD at San Diego 10/26. ... had 36-yard touchdown from QB Paul Justin for longest career scoring reception. ... caught five passes for 83 with 44-yarder vs. Green Bay. **1996** — Inactive with sprained ankle 12/22 at Cincinnati. ... did not start 9/8 at Jets due to sprained ankle but played and did not have any catches, ending streak of 34 consecutive games with reception. ... ranked 2nd on club in receiving yards (751) and 3rd in receptions (54). ... had 4+ receptions 10 times. ... was 5-96, 1 TD receiving at Miami 11/10 for season-high yardage outing. ... had 16-yard touchdown from QB Paul Justin for lone TD of season. ... was 8-84 receiving vs. New England 10/20 to match career-high receptions total. ... was 4-70 receiving 11/17 vs. Jets. ... had five receptions, 10/27 at Washington (61 yards) and 11/3 vs. San Diego (63 yards). ... had season-long 42-yard grab at Kansas City 12/15. ... was 2-18 receiving at Pittsburgh, 12/29 in playoff loss. **1995** — Did not start 9/3 vs. Cincinnati, 9/10 at Jets and 10/1 vs. St. Louis. ... was backup for first two games before assuming No. 1 spot after season-ending injury to WR-Flipper Anderson. ... did not start vs. St. Louis as club opened in two-TE alignment. ... ranked 1st on club in receiving yards (784), 2nd in receptions (52) and 3rd in TDs (3). ... was caught seven passes for 77 yards at Miami 10/8 for top receptions game. ... caught six passes for 63 yards in 4th qtr. and OT scoring drives. ... totaled 6-123 vs. San Diego 12/17 for fourth career 100+ outing and top yardage game. ... was 4-101 at New England 11/19. ... had 40-yard grabs from QB Jim Harbaugh in each half, both setting up TDs. ... posted six catches for 81 yards at Carolina 12/3. ... was 4-71 with season-long 52 yarder at Oakland 10/22. ... connected with Harbaugh on 15-yard touchdown at Jets, 5-yard touchdown vs. Miami 11/26 and 31-yard touchdown grab at Carolina 12/3 for scoring receptions. ... Started all three postseason games. ... was 13-182, one TD receiving. ... had 42-yard touchdown snare at San Diego 12/31. **1994** — Ranked 1st on club in receiving yards, 2nd in TDs and 3rd in receptions with 51-742, 5 TDs. ... Dawkins and RB-Marshall Faulk were only Colts with receptions in each game. ... was 6-105 at Buffalo 10/16 for top seasonal yardage outing. ... was 7-85, one TD 11/17 vs. New England for top reception outing. ... had 23-yard touchdown from QB Don Majkowski. ... was 5-99 with season-long 49-yarder vs. Seattle 10/2. ... was 5-78 with 19-yard touchdown from QB Jim Harbaugh 9/18 at Pittsburgh. ... had 8-yard touchdown from Majkowski with 1:54 remaining for winning score in 17-13 victory at Cincinnati 11/20. ... other scores were 24-yarder from Harbaugh 10/23 vs. Washington and 16-yard score from Majkowski 12/4 at Seattle. **1993** — Earned starts in three-WR sets 9/5 vs. Miami, 10/10 vs. Dallas, 10/24 at Miami, 10/31 vs. New England, 11/7 at Washington, 12/12 at Giants and 12/19 vs. Philadelphia. ... was 26-430, 1 TD receiving. ... ranked 4th on club in receiving yards and 5th in receptions. ... was 8-144 including season-long 68-yard reception vs. Dallas for top game. ... first career reception was 25-yard touchdown from QB Jack Trudeau in rookie debut vs. Miami.

COLLEGE: Three-year letterman and two-year starter who totaled 129-2,124, 31 TDs receiving for career. ... career TD totals are school record, while yardage ranks 3rd and receptions 6th. ... selected first-team All-

America by Associated Press, The Sporting News, the Walter Camp Foundation and the Football Writers Association with 65-1,070, 14 TDs as junior, all school seasonal records. ... was unanimous All-Pac Ten choice. ... was 6-156, one TD vs. Washington, 9-144, two TDs vs. Stanford, 9-142 vs. Arizona and 9-130, three TDs vs. San Jose State. ... had three TDs vs. Southern Cal and two scores vs. UCLA. ... was 45-778, 12 TDs as sophomore. ... was 6-139, two TDs against Stanford for top game. ... helped team to Citrus Bowl win over Clemson. ... was 19-276, five TDs as freshman. ... helped team to Copper Bowl win over Wyoming. ... business major.

PERSONAL: Full name is Sean Russell Dawkins. ... born in Red Bank, N.J. ... attended Homestead (Calif.) High School. ... lettered in track and was league champion in 200- (21.7) and 400-meter (48.5), both school records. ... also ran 4x100 relays. ... single. ... resides in Sunnyvale, Calif.

GAMES STARTED/PLAYED: (1993, 7/16); (1994, 16/16); (1995, 13/16); (1996, 14/15); (1997, 12/14) Totals 62/77.

PLAYOFF GAMES STARTED/PLAYED: (1995, 3/3); (1996, 0/1). Totals 3/4.

RECEIVING					
Year	No.	Yds.	Avg.	LG	TD
1993 (Ind.)	26	430	16.5	68	1
1994 (Ind.)	51	742	14.5	49	5
1995 (Ind.)	52	784	15.1	52	3
1996 (Ind.)	54	751	13.9	42	1
1997 (Ind.)	68	804	11.8	51	2
Totals	251	3511	14.0	68	12
Playoffs					
Year	No.	Yds.	Avg.	LG	TD
1995 (Ind.)	13	182	14.0	42t	1
1996 (Ind.)	2	18	9.0	12	0
Totals	15	200	13.3	42t	1

Career-Highs

Receptions: 8, vs. Dallas 10/10/93; vs. New England 10/20/96

Yards: 144, vs. Dallas 10/10/93

Longest: 68, vs. Dallas 10/10/93

TDs: 1, 12 times

Playoff Career-Highs

Receptions: 7, at Pittsburgh, 1/14/96

Yards: 96, at Pittsburgh, 1/14/96

Longest: 42t, at San Diego, 12/31/95

TDs: 1, at San Diego, 12/31/95

**22****TYRONNE DRAKEFORD****Cornerback Year With Saints: 1 Year in NFL: 5****Ht: 5-11 Wt: 185 College: Virginia Tech****Born: June 21, 1971 at Camden, South Carolina****Joined Saints: Unrestricted Free Agent (San Francisco), 1998**

PRO: Selected by the San Francisco 49ers in the second round (62nd overall) of the 1994 draft. Signed by the Saints, 2/19/98. Contract runs through 2002 with no option. Assets include speed and confidence. **1997** — Saw action in all 16 games, starting two. ... finished second on 49ers with five interceptions (15 yds.). ... was 11th on the team in tackles with 48 (42 solo) and finished second on the team in passes defended, with 18. ... also recorded nine special teams tackles. ... returned two interceptions for 15 yards vs. New Orleans, 9/14. ... also credited with three passes defended and a special teams tackle vs. Saints. ... started in place of Rod Woodson vs. Atlanta, and had seven tackles (four solo) and two passes defended vs. Falcons. ... credited with five tackles (three solo), an interception and two passes defended at Carolina, 9/29. ... posted three solo tackles, including one on special teams, three passes defended, and an interception vs. Dallas, 11/2. ... recorded two tackles, two passes defended, and an interception vs. Minnesota, 12/7. ... recorded a season-high nine tack-

les (nine solo) in the season finale at Seattle, 12/21. **1996** — Started all 16 games and recorded a career-high 59 tackles (51 solo), two sacks, one interception, one forced fumble, one fumble recovery and nine passes defended. . . one of five 49ers defensive players to take over 1,000 snaps on the season (1,000). . . matched a career-high with seven tackles (five solo) and a pass defended vs. Detroit, 12/23. . . had seven solo tackles and a pass defended at Green Bay, 10/14. . . recorded two solo tackles, a season-high two passes defended and a fumble recovery vs. New Orleans, 9/1. . . posted two tackles, one pass defended and returned an interception 11 yards to set up the game-clinching field goal at Pittsburgh, 12/15. . . registered two solo tackles, a four-yard sack and one forced fumble vs. St. Louis, 9/8. . . tallied six solo tackles, including a six-yard sack at Washington, 11/24. . . started both playoff games. . . recorded four tackles and a pass defended in the NFC Wild Card game against Philadelphia, 12/29. . . made three tackles in the NFC Divisional Playoff game at Green Bay, 1/4/97. **1995** — Played in every game, with three starts. . . totaled 46 tackles (43 solo) and tied for the team lead with a career-high five interceptions. . . made a huge play in the season-opener at New Orleans, 9/3, recording his first career sack, forcing QB Jim Everett to fumble, and returning it 12 yards, enabling the 49ers to run out the clock in a 24-22 win. . . started in the nickel package and responded with a career-high eight solo tackles and picked off a career-high two passes vs. Atlanta, 9/10. . . started in the base defense in place of Eric Davis and made four solo tackles vs. NY Giants, 10/1. . . three solos and a pass defended at St. Louis, 10/22. . . had a tackle and an interception vs. Carolina, 11/5. . . matched a career-high with two interceptions and returned them for 50 yards vs. St. Louis, 11/26. . . credited with seven solo tackles at Atlanta, 12/24. . . made two solo tackles in the Divisional Playoff vs. Green Bay, 1/6/96. **1994** — Played in 14 games and posted 14 tackles (12 solo), one interception and a fumble recovery. . . played first half of season primarily on special teams before making an impact as a nickel back. . . began the season on the inactive list vs. both the L.A. Raiders, 9/5, and at Kansas City, 9/11. . . replaced an injured Deion Sanders late in the second quarter and played the remainder of the game, posting four tackles at Atlanta, 10/16. . . recorded his first-career interception, returning it six yards vs. Atlanta, 12/4. . . credited with a tackle and a pass defended in the NFC Divisional Playoff vs. Chicago, 1/7/95. . . followed with three solo tackles in NFC Championship vs. Dallas, 1/15/95. . . had a big game at Super Bowl XXIX vs. San Diego, 1/29/95, posting four solo stops and defending two passes.

COLLEGE: Earned All-Big East Conference honors as a sophomore and junior at Virginia Tech. . . registered 54 tackles and picked off seven passes for 121 yards with a TD as a junior in '92. . . picked off five balls and posted 37 stops as a sophomore in '91. . . injured for most of his senior campaign. . . had 16 career interceptions. . . graduated with a bachelor's degree in finance.

PERSONAL: Earned all-state honors at North Central High in Camden as a wide receiver and defensive back. . . recorded 89 tackles with nine interceptions on defense, and caught 20 passes for 735 yards and nine touchdowns on offense. . . all-conference and all-area pick in basketball for teams that posted a 66-14 record during his career. . . earned a pair of baseball letters as a shortstop. . . nicknamed "Deuce" or "Double Deuce" because of his jersey number. . . was nicknamed "Baby Prime" after being tutored by Deion Sanders as a rookie in 1994. . . married (Cindi) with two children (Julian James and Justus T.). . . full name is Tyrone James Drakeford.

GAMES STARTED/PLAYED: (1994, 0/14); (1995, 3/16); (1996, 16/16); (1997, 2/16). Totals 21/62.
PLAYOFF GAMES STARTED/PLAYED: (1994, 0/3); (1995, 0/1); (1996, 2/2); (1997, 0/2). Totals 2/8.

Year	TACKLES			INTERCEPTIONS			
	Tkl	Asst	Tot.	No.	Yds.	LG	TD
1994 (S.F.)	12	2	14	1	6	6	0
1995 (S.F.)	43	3	46	5	54	37	0
1996 (S.F.)	51	8	59	1	11	11	0
1997 (S.F.)	42	6	48	5	15	15	0
Totals	148	19	167	12	86	37	0
Playoffs							
1994	8	0	8	0	0	0	0
1995	2	0	2	0	0	0	0
1996	7	0	7	0	0	0	0
1997	6	1	7	0	0	0	0
Totals	23	1	24	0	0	0	0

Additional Stats: Sacks: 1996, 2-10 yards lost. Passes Defended (39): 1994, 1; 1995, 8; 1996, 10; 1997, 20.

Fumbles Recovered (3): 1994, 1; 1995, 1; 1996, 1. Forced Fumbles (2): 1995, 1; 1996, 1.

Career-Highs

Tackles: 8, vs. Atlanta, 9/10/95
 Solo Tackles: 8, vs. Atlanta, 9/10/95
 Interceptions: 2, vs. Atlanta, 9/10/95; vs. St. Louis Rams, 11/26/95; vs. New Orleans, 9/14/97
 Yards on Interceptions: 50, vs. St. Louis Rams, 11/26/95
 Long Return: 37, vs. St. Louis Rams, 11/26/95

Playoff Career-Highs

Tackles: 6, vs. Minnesota, 1/3/98
 Solo Tackles: 5, vs. Minnesota, 1/3/98
 Interceptions: none
 Yards on Interceptions: none
 Long Return: none



87

JOHN FARQUHAR

Tight End Year With Saints: 2 Year in NFL: 3
 Ht: 6-6 Wt: 278 College: Duke
 Born: March 22, 1972 at Menlo, California
 Joined Saints: Free Agent, 1997




PRO: A big, strong tight end, who possesses a good knack for making the tough catch. Was originally a free agent signee of the Denver Broncos in 1995. Spent 1996 season with Pittsburgh and Tampa Bay, signed as a free agent with the Saints, 9/8/97, after being released by the Steelers, 8/23. Contract expired in 1997, subject to developments. **1997** — Saw action in 11 games on the year, starting eight, with one of those as part of a two-tight end set. . . finished fifth on the Saints with 253 yards on 17 receptions, which was tied for fifth. . . longest reception was good for 42 yards. . . also scored one touchdown. . . first reception as a Saint was for 23 yards vs. Detroit, 9/21. . . had most productive game as a professional the following week at NY Giants, 9/28, when he set career-highs, catching four passes for 82 yards (20.5 avg.) and a long of 26. . . caught two passes for 51 yards (25.5 avg.) the next week at Chicago, 10/5, and four passes for 40 yards the next week vs. Atlanta, 10/12. . . was inactive for games 12-13, but returned in game 14 with 3 receptions for 35 yards (11.7 avg.). . . caught first NFL touchdown on his only reception in victory vs. Arizona, 12/14, an eight-yarder for the Saints final score of the game. **1996** — Signed with Pittsburgh, 2/29, but was released in training camp, 8/24. . . joined the Steelers practice squad, 8/27. . . was signed by the Tampa Bay Buccaneers, 10/23. . . played in first NFL game at Green Bay, 10/27. . . was inactive the following two games. . . was released by the Bucs, 11/12, and re-signed to the Steelers practice squad, 11/18. . . was signed to the Steelers active roster, 11/29, and played first game for Pittsburgh at Baltimore, 12/1. . . was backup tight end for final four games of the season. . . played in postseason games vs. Indianapolis, 12/29, and Denver, 1/5. . . caught pass from Kordell Stewart for two-point conversion vs. Colts for first NFL points. **1995** — Joined Denver Broncos as a free agent, but was released before training camp.

COLLEGE: Was a four-year letter winner, playing in 40 games with 14 starts. . . caught 62 passes for 795 yards and three touchdowns. . . majored in history and psychology.

PERSONAL: Attended Menlo (Calif.) High, and was named team MVP as starting TE and LB in his senior campaign. . . recorded 29 catches for 600 yards and eight touchdowns. . . will be taking the GMAT in June. . . single. . . full name is John Christian Mowat Farquhar.

GAMES STARTED/PLAYED: (1996, 0/6); (1997, 8/11). Totals: 8/17. Totals with Saints: 8/11.
PLAYOFF GAMES STARTED/PLAYED: (1996, 0/2).



55

MARK FIELDS

Linebacker Year With Saints: 4 Year in NFL: 4
 Ht: 6-2 Wt: 244 College: Washington State
 Born: November 9, 1972 at Los Angeles, California
 Joined Saints: Draft Choice No. 1, 1995



PRO: Was selected in the first round (13th overall, first linebacker) of the 1995 draft, the first time the Saints had tabbed a linebacker in the first round since Alvin Toles in 1985. An excellent athlete who plays with a great deal of intensity and aggressiveness. Contract runs through 1998 with no option. **1997** — Continued to shine at linebacker as focus shifted towards him in blitzing scheme. . . saw action in all 16 games, starting 15. . . did not start at Carolina, 11/30, after leaving the field with an injury following the opening kickoff. . . finished second on the team in tackles, with 108 total (88 solo). . . also posted a career-high eight sacks (77 yards lost), which ranked third on the team and first among linebackers. . . recorded career-highs with four forced fumbles, two fumble recoveries and three passes defended. . . began the season with back-to-back seven tackle, one-sack games, at St. Louis, 8/31 (six solo, eight-yard sack) and vs. San Diego (six solo, 12-yard sack). . . following an 11-tackle game at New York Giants, 9/28, had four consecutive nine-tackle games, at Chicago, 10/5 (five solo), vs. Atlanta, 10/12 (nine solo), where he posted two sacks among his nine tackles, also forcing a fumble, vs. Carolina, 10/19 (seven solo), and vs. San Francisco, 10/26 (six solo), where he recorded a nine-yard sack. . . following week posted a 10-yard sack at Oakland, 11/9, and a pass defended. . . recovered a fumble at Atlanta, 11/23 and stripped Craig Heyward vs. St. Louis, 12/7, to force and recover a fumble, returning it 21 yards for a touchdown, the first of his career. . . finished the season with an eight-tackle performance (seven solo), including two sacks (21-yards lost) at Kansas City, 12/21. **1996** — Emerging young star on both defense and special teams in his second NFL season. Played in all 16 games, starting 15 at weakside linebacker. . . finished second on team with 112 total tackles, including a club-best 90 solo. . . also had two sacks, a fumble recovery, a forced fumble and a pass defended. . . posted double-digit tackle totals on three occasions. . . proved to become an integral part of coverage units on special teams, including the forcer on punt team. . . registered five special teams tackles, good for 6th on the squad. . . against Carolina 9/8, opened at WLB, co-led team with 10 total tackles, eight of them solo. . . also posted 10 total tackles, seven solo, against Arizona 9/22. . . against St. Louis 12/1, was second on the team with seven tackles, four solo, with an additional stop on special teams. . . had the two biggest tackles on the day for the Saints. . . chased down Rams WR Isaac Bruce from behind at the Saints' 10, preventing and 80-yard TD and holding the Rams to a FG. . . as the forcer on punt coverage, came clear across the field to hold Eddie Kennison to a 13-yard punt return. **1995** — Played in all 16 games, including three starts at the weakside linebacker spot. . . registered 40 tackles and a sack. . . added seven stops on special teams, which tied for sixth on the squad. . . recorded seven tackles (5 solo) in season-opener, vs. San Francisco 9/3, when he became the first rookie to start at linebacker for the Saints on opening day since Rickey Jackson in 1981. . . tallied a season-high 13 tackles on defense (9 solo), vs. Giants 9/24, when he also had a tackle on special teams. . . opened three of the first four contests of the season, majority of playing time for the remainder of the year came on special teams. . . saw increased action on defense over the final quarter of the season. . . was credited with seven stops (5 solo) in season-ending win at Jets, 12/24. . . was an all-rookie choice by Pro Football Weekly/PFWA and College and Pro Football Newsweekly.

COLLEGE: Was the Pac 10 Defensive Player-of-the-Year as a senior, the only year he started for the Cougars. . . recorded 96 tackles, including 16.5 for loss and 7.5 sacks in 1994. . . was a reserve strongside linebacker in 1992 prior to sitting out 1993. . . did not play in 1991 after transferring from Los Angeles Southwest Junior College, where he was an All-Southern California Conference first team choice in 1990, when he amassed 88 tackles, including 16 for loss and 12 sacks. . . majored in sociology.

PERSONAL: Played both fullback and linebacker at Washington High School in Cerritos, Calif., where he earned all-Southern League, all-city and team Defensive MVP accolades as a junior and senior. . . was one of the nation's top running backs following his senior year. . . also received all-league honors in baseball, and was drafted as an outfielder by the Seattle Mariners in 1989. . . purchased an English Bulldog the week of the 1995 NFL draft, which he named "Saint" after being selected by the Saints. . . donates to "A Child's Wish of Greater New Orleans" for every tackle and sack he registers during the season. . . single. . . resides in Cerritos, Calif. . . full name is Mark Lee Fields.

GAMES STARTED/PLAYED: (1995, 3/16); (1996, 15/16); (1997, 15/16). Totals: 33/48.

Year	TACKLES			SACKS	
	Tkl	Asst	Tot.	No.	Yards Lost
1995	37	10	47	1	8
1996	90	22	112	2	7
1997	88	20	108	8	77
Totals	215	52	267	11	92

Additional Stats: Fumbles Recovered (3): 1996, 1; 1997, 2. Forced Fumbles (5): 1996, 1; 1997, 4. Passes Defended (5): 1996, 2; 1997, 3.

Career-Highs

Tackles: 13, vs. New York Giants, 9/24/95

Solo Tackles: 9, 2 times (last time vs. Atlanta, 10/12/97)

Sacks: 2, 2 times (last time at Kansas City, 12/21/97, (21 yards lost))

Yards Lost: 21, at Kansas City, 12/21/97



62

JERRY FONTENOT

Center/Guard Year With Saints: 2 Year in NFL: 10
 Ht: 6-3 Wt: 300 College: Texas A&M
 Born: November 21, 1966 at Lafayette, Louisiana
 Joined Saints: Unrestricted Free Agent (Chicago), 1997



PRO: Acquired to solidify the offensive line and to provide veteran leadership. Signed 6/2/97, ending an eight-year relationship with the Chicago Bears. Has not missed a game as a pro. Has seen action in 144 consecutive games. Extended his consecutive starts streak to 102, dating back to the tenth game of the 1991 season. Originally the third-round draft choice of the Bears in 1989. Contract runs through 1998 with no option. **1997** — In his first season as a Saint, continued his string of consecutive games played and started. . . started at center for all 16 contests for the sixth straight season. **1996** — Started every game at center for the fifth straight season. . . **1995** — Started every game at center for fourth straight season. . . did not miss a play all season. . . played in 100th NFL game at St. Louis, 9/24. **1994** — Started all 16 games at center for third straight season. . . was WR Curtis Conway's intended receiver on fake field goal trick play when Conway's pass was tipped by Fontenot and caught by TE Keith Jennings for a TD. **1993** — Started every game at center. . . was back-up long-snapper. **1992** — Started all 16 games at center and turned in excellent season in first year as starter. . . was back-up long-snapper. **1991** — Handled all punt snapping duties during season. . . made first career start at left guard at Tampa Bay 9/8, for injured Mark Bortz (had started twice at center in 1990). . . played three quarters at left guard when Bortz pulled an abdominal muscle at Minnesota, 11/11. . . started at left guard the remainder of the season (six games). . . alternated with Bortz in playoff game vs. Dallas, 12/29. **1990** — Made first pro start at Phoenix, 10/28, and was part of offensive line named NFC Offensive Player of the Week as club rushed for season-high 223 yards. . . started at center when Jay Hilgenberg suffered the flu the night before the game. . . started for Hilgenberg (ankle) in season finale vs. Kansas City, 12/29. . . handled all long-snapping duties: punts, field goals and extra points. **1989** — Saw action in all 16 games, mostly on special teams as punt snapper. . . played entire second half at Pittsburgh, 11/12, when Hilgenberg left game with injury. . . recovered fumble on special teams vs. Detroit, 12/10.

COLLEGE: First-team All-Southwest Conference at guard as a senior for the Aggies. . . played every position on offensive line. . . first-team All-SWC by Dallas Times Herald and second-team choice from the Houston Post and Houston Chronicle in junior season. . . helped pave way for offense which ranked 19th in country in rushing as a junior. . . UPI first-team All-SWC pick as a sophomore. . . played reserve role at center, guard and tackle as a freshman. . . was redshirted in 1984. . . majored in sociology.

PERSONAL: A standout performer at Lafayette (La.) High School as guard and center. . . finished second in discus throw at the state finals as a junior. . . hobbies include skiing, hunting, fishing and scuba diving. . . married (Stephanie) with two daughters (Gabrielle and Madeleine). . . full name is Jerry Paul Fontenot.

GAMES STARTED/PLAYED: (1989, 0/16); (1990, 2/16); (1991, 7/16); (1992, 16/16); (1993, 16/16); (1994, 16/16); (1995, 16/16); (1996, 16/16); (1997, 16/16). Totals 105/144. Totals with Saints 16/16.

PLAYOFF GAMES STARTED/PLAYED: (1990, 0/2); (1991, 0/1); (1994, 2/2). Totals 2/5.



46

KENDALL GAMMON

Center/Tight End Year With Saints: 3 Year in NFL: 7

Ht: 6-4 Wt: 288 College: Pittsburg State (Kan.)

Born: October 23, 1968 at Wichita, Kansas

Joined Saints: Free Agent, 1996



PRO: Proved to be a key acquisition, solidifying Saints special teams units, after being signed as a free agent 8/28/96, a day after he was released by Pittsburgh. Dedicated player who has honed unique deep-snapping skill throughout five-year NFL career. Has played every game in his NFL career. Has had only two blocked punts or field goals in past four NFL seasons, none in 1994-95. Was originally an 11th-round draft selection by the Steelers in 1992, the 291st overall selection. Contract runs through 1999 with no option. **1997** — Snapped for all punt and placements in all 16 games. . . came up with seven tackles on special teams (six solo). . . recorded season-best three special teams tackles at Chicago, 10/5. . . had two special teams tackles vs. Arizona, 12/14. **1996** — Snapped for all punt and placements in all 16 games. . . also came up with two tackles on punt coverage, one solo at San Francisco 9/1, and an assist at Carolina 10/20. **1995** — Played 16 games and every playoff game as a deep snapper. . . made three special teams stops, one each at Houston 9/10, at Miami 12/13, and against Houston 12/3. . . had 139 snaps from the LS position. **1994** — Played 16 games and both playoff games as deep snapper. . . made five special teams tackles. . . had two tackles against Buffalo 11/14 and against Cleveland 12/18. **1993** — Played in all 16 games and in postseason at Kansas City 1/8 as long-snapper. . . made four tackles on special teams with two at Houston 11/28, one each at Atlanta 9/27 and Miami 12/13. **1992** — Handled long-snapping duties in all 16 games plus playoffs against Buffalo 1/9. . . saw brief action at RT against NY Jets 9/13 after injuries to three OL. . . made one special teams tackle each against Cincinnati 10/19 and Detroit 11/15.

COLLEGE: Started 41 consecutive games, the last two seasons at guard after playing tackle as a sophomore. . . offensive captain final two years and three-time All-MIAA selection. . . as a senior, anchored OL for 1991 NCAA Division II national champion. . . as a freshman, moved from TE to OT. . . graduated in May 1994 with a degree in physical education, minor in biology.

PERSONAL: Attended Rose Hill (Kan.) High, earning all-state honors three times in football and basketball. . . also a four-time all-conference selection for football, three times for basketball, once for baseball. . . member of National Honor Society. . . has own video on long snapping called "Snap Right" made available to high schools and colleges. . . married (Leslie) with son (Blaise Robert 10/9/96). . . full name is Kendall Robert Gammon.

GAMES PLAYED: (1992, 16); (1993, 16); (1994, 16); (1995, 16); (1996, 16); (1997, 16). Totals 96. Totals with Saints 32.

PLAYOFF GAMES PLAYED: (1992, 1); (1993, 1); (1994, 2); (1995, 3). Totals 7.



97

La'ROI GLOVER

Defensive Tackle Year With Saints: 2 Year in NFL: 3

Ht: 6-2 Wt: 285 College: San Diego State

Born: July 4, 1974 at San Diego, California

Joined Saints: Waivers (Oakland), 1997



PRO: A strong, quick, young defensive lineman who showed great potential in his first year as a Saint. Originally a fifth-round selection of the Oakland Raiders (166th overall) in the 1996 NFL Draft. Was waived by the Raiders, 8/24/97, and claimed by the Saints, 8/25/97. Contract runs through 1998 with no option. **1997** — In his first full season as a professional, appeared in 15 games, starting two. . . finished 12th on the team in tackles, with 33 (24 solo), and fourth on the Saints with 6.5 sacks (33 yds.). . . also registered one forced fumble, one fumble recovery and a pass defended. . . first game as a Saint came in week 2, vs. San Diego, when he registered three tackles, all solo, and one fumble recovery. . . the next week at San Francisco, he posted three tackles (two solo). . . his first career sack came the following week vs. Detroit, 9/21, when he recorded a one-yard sack. . . had his next sack two weeks later, at Chicago, 10/5, when he had one for a six-yard loss. . . his best game of the season came vs. San Francisco, 10/26, when he registered five tackles (three solo) and a 10-yard sack. . . he had three tackles (all solo), a seven-yard sack, and a pass defended in the overtime win vs. Seattle, 11/16. . . started first NFL contest at Carolina, 11/30, with next start coming in the season finale at Kansas City, 12/21. . . He spent the spring of 1997 playing for the Barcelona Dragons, who won the World League Championship. . . was named All-World League and placed third in league defensive MVP voting. . .

ranked third in the World League in sacks, with 6.5, which ranked first on the Dragons. . . in addition, placed third on Barcelona in tackles, with 36, while starting at DT in 10 league games along with the World League Championship game. **1996** — With the Raiders, he was inactive for 13 games. . . was activated at Chicago, 9/29, but did not play. . . saw first NFL action vs. Minnesota, 11/19, and was credited with two tackles. . . also appeared the following week at Seattle as a reserve DT and special teams performer.

COLLEGE: Was a four-year starter at San Diego State. . . started 10 games in 1995, and was named a defensive captain and Aztec Outstanding Defensive Lineman as a senior, finishing with 36 tackles and 4.5 sacks for 51 yards. . . selected to the All-WAC second team while being named to the West squad for the 1996 East-West Shrine Game. . . recorded two forced fumbles and a fumble recovery. . . was a second-team All-Conference as a sophomore and a honorable mention as a freshman. . . majored in business administration.

PERSONAL: Cal-Hi Sports first-team and USA Today All-American second-team selection as a two-way lineman at Point Loma High School in hometown of San Diego. . . San Diego co-Player of the Year and Los Angeles Times Lineman of the Year, CIF Player of the Year as a senior defensive lineman, recording 77 tackles, 17.5 sacks, six fumble recoveries, six forced fumbles and three passes defended. . . led high school to San Diego section championship. . . also earned three letters in track as shot putter and three in wrestling. . . rated top heavyweight wrestler in California as a senior. . . member of the honor roll as a senior. . . single. . . full name is La'Roi Damon Glover.

GAMES STARTED/PLAYED: (1996, 0/2); (1997, 2/15). Totals: 2/17. Totals with Saints: 2/15.

Career-Highs

Tackles: 5, vs. San Francisco, 10/26/97

Solo Tackles: 3, 5 times (last time vs. Arizona, 12/14/97)

Sacks: 1, 6 times (last time vs. Arizona, 12/14/97, (5 yards lost))

Yards Lost: 10, vs. San Francisco, 10/26/97



38

DONOVAN GREER

Cornerback Year With Saints: 2 Year in NFL: 2

Ht: 5-9 Wt: 178 College: Texas A&M

Born: September 11, 1974 at Houston, Texas

Joined Saints: Free Agent, 1997



PRO: Was originally signed by the Saints as a rookie free agent, 4/25/97. . . was signed to the Saints practice squad, 9/4, and to the active roster, 11/15. . . a versatile defensive back. Contract runs through 1998 with no option. **1997** — Saw action in six games on the year, starting one. . . recorded one defensive tackle on the year, and posted five stops on special teams (four solo). . . started his first-ever game as a professional as a dime back, and had no defensive stats. . . most productive game came vs. St. Louis, 12/7, when he recorded one tackle on defense and one on special teams.

COLLEGE: Played four years for Texas A&M, starting his last three. . . started all 12 games his senior year and 32 in his career. . . made 55 total tackles, including two sacks his senior year. . . had five career interceptions for the Aggies. . . played in the 1996 East-West Shrine Game. . . was a two-time All-Southwest Conference selection, in 1994 and '95. . . majored in management.

PERSONAL: Was an All-American first-team selection at Elsie High School in Alief, Texas. . . was a four-year letterman and a three-year starter. . . single. . . full name is Donovan Orlando Greer.



84

ERIC GULIFORD

Wide Receiver Year With Saints: 2 Year in NFL: 5
 Ht: 5-8 Wt: 180 College: Arizona State
 Born: October 25, 1969 at Peoria, Arizona
 Joined Saints: Free Agent, 1997



PRO: Originally signed with the Minnesota Vikings as a college free agent in 1993, Guliford was selected by the Carolina Panthers in the 1995 expansion draft in the 32nd round (63rd overall). He spent the 1996 season with the Winnipeg Blue Bombers and attended the Saints' second mini-camp as a tryout player. The wide receiver/return specialist signed with the Saints on 5/19/97. Proved to be one of the most valuable offseason additions by the Saints. Injured his ankle in a pickup basketball game in the offseason (1998), but is expected back for the beginning of the 1998 season. Contract runs through 1999 with no option. **1997** — Continuing his trend, Guliford led the Saints in punt return yardage, amassing 498 yards on 47 returns (10.6 avg.), marking four out of the last five years that he has led his team in punt return yardage. . . average was good for second best on the team's all-time list. . . 47 returns is a season-best for the Saints, while team-record seven returns at Oakland, 11/9, tied the 1997 NFL mark. . . 498 return yards marks the second-most ever for a season in club history, and yardage total was greater than the previous two seasons combined for the Saints. . . finished the season ranked second in the NFC and third in the NFL with a 26.2-yard kickoff return average, and tied for longest kickoff return in the NFL by returning a kick for a team-record 102 yards and a touchdown at St. Louis Rams, 8/31. . . proved to be a valuable third receiver, finishing fourth on the Saints with 27 receptions for 362 yards, which was good for third on the team. . . caught one touchdown pass on the year, for 16 yards, vs. Arizona, 12/14. . . best receiving game came in game 3, at San Francisco, 9/14, when he caught three passes for a season-high 61 yards (20.3 avg.). . . caught three passes for 43 yards the following week vs. Detroit, 9/21. . . registered 26 yards on two receptions at NY Giants, 9/28. . . caught three passes for 37 yards at Oakland, 11/9. . . caught two passes for 27 yards vs. Seattle, 11/16, and season-high four passes for 40 yards at Atlanta, 11/23. . . tied season-high with four passes for 53 yards in season finale at Kansas City, 12/21. . . posted five 100-yard kickoff return days on the year, and 200+ in total yardage in the season opener and closer. **1996** — Played in 11 regular season and one playoff games with Winnipeg of the CFL, finishing first on the club with 47 receptions for 758 yards and three TDs, with a long of 70 despite missing seven games. . . he also ranked sixth in the CFL with 44 punt returns for 546 yards, and a long of 71. . . he was also tied for sixth in kickoff return yardage with 634 yards on 31 returns, and a long of 31. . . punt and kick return totals also ranked first on the Blue Bombers. **1995** — Played in 14 games for the Panthers, starting nine. . . caught 29 passes for 444 yards and a touchdown. . . also returned 43 punts for 475 yards and a touchdown. **1994** — In his second season in Minnesota, returned five punts for 14 yards, had one start at wide receiver, had no receptions on the year. **1993** — Signed by the Vikings as a college free agent. . . returned 29 punts for 212 yards. . . also returned five kick-offs for 101 yards. . . only reception of the year was a 45-yard "Hail Mary" in final seconds of victory over Green Bay 9/26, which set up a game-winning field goal. . . that play represented his first play from scrimmage in the NFL.

COLLEGE: A second-team All-PAC 10 selection, he finished his Sun Devils career second in receptions in school history, and at the end of his career, 164 career receptions ranked third most in PAC-10 history. . . during his career, had over 100 yards receiving nine times, including a team-record 132 yards and on a career-high 12 catches against Houston in the Tokyo Dome. . . he was named the Sun Devils' most valuable offensive player after leading the team in receptions with a career-high 55 catches and in receiving yards with 801 his final year. . . Eric was an honorable mention All-Pac 10 selection his sophomore year and led the PAC 10 in punt returns with a 10.0-yard average as a freshman.

PERSONAL: As a senior at Peoria (Ariz.) High, Eric won all-state honors after averaging 26.0 yards every time he touched the ball. . . he was named team MVP after leading them to a state title his senior year. . . as a junior, he also led them to the state title, the first in the school's 63-year history. . . lettered in football, baseball and track. . . married (Michelle) with two daughters (Breanna and Britain). . . full name is Eric Andre Guilford.


GAMES STARTED/PLAYED: (1993, 0/10); (1994, 1/7); (1995, 9/14); (1997, 2/16). Totals 12/47. totals with Saints 2/16.

Year	No.	Yards	RECEIVING		
			Avg.	LG	TD
1993 (Minnesota)	1	45	45.0	45	0
1994 (Minnesota)		None			
1996 (Carolina)	29	444	15.3	49	1
1996 (New Orleans)	27	362	13.4	47	1
Totals	57	851	14.9	49	2

Year	KICKOFF RETURNS					PUNT RETURNS					
	No.	Yds.	Avg.	LG	TD	No.	FC	Yds.	Avg.	LG	TD
1993 (Minn.)	5	101	20.2	29	0	29	15	212	7.3	50	0
1994 (Minn.)		None				5	6	14	2.8	12	0
1996 (Car.)		None				43	22	475	11.0	62t	1
1997 (N.O.)	43	1128	26.2	102t	1	47	26	498	10.6	32	0
Tots.	48	1229	25.6	102t	1	124	69	1199	9.7	62t	1

Career-Highs

Receptions: 7, at New England, 10/29/95
 Yards Receiving: 94, at New England, 10/29/95
 Long Reception: 49, at Chicago, 10/8/95
 TDs: 1, twice (most recently vs. Arizona, 12/14/97)



80

ALVIN HARPER

Wide Receiver Year With Saints: 2 Year in NFL: 8
 Ht: 6-4 Wt: 218 College: Tennessee
 Born: July 6, 1968 at Frostproof, Florida
 Joined Saints: Waivers (Washington), 1997



PRO: A seven-year NFL veteran who has recorded at least 30+ receptions in four of his seven seasons. In his seven NFL seasons, with the Cowboys, Buccaneers and Redskins, has caught 191 passes for 3,473 yards and 21 touchdowns. 52 of his 191 career catches have been for 20+ yards with 32 30+. His 27.3 post-season average is the best mark in NFL history. In 1994, set an NFL post-season record for longest play from scrimmage with a 94-yard TD catch in divisional playoff win against Green Bay. Has a 90-yard TD reception in 1994 NFC championship game against 49ers. His 24.9 yards per catch in 1994 is the second best in Cowboys history behind Bob Hayes' 26.1 set in 1970. Led the Cowboys with eight TD receptions in 1994. Owns the Cowboys single-game record with 45.3 yard average after grabbing three passes for 136 yards against San Francisco in 1994. Was waived by the Redskins, 12/1/97, and claimed off waivers from Washington, 12/2/97. Contract runs through 1999 with no option. **1997** — Was inactive in his three games in New Orleans, vs. St. Louis Rams, 12/7, vs. Arizona Cardinals, 12/14, and at Kansas City, 12/21. . . Had two receptions in 12 games for Redskins, for 65 yards, with a long of 52. Both receptions came against Jacksonville. **1996** — With Tampa Bay, Harper had 19 receptions for 289 yards and one touchdown, a 40-yarder. His top receiving game came against the Detroit Lions, snaring four passes. Against the Broncos in week 3, caught two passes for 77 yards and a touchdown, marking Tampa Bay's first scoring reception of the season with his third quarter 40-yard grab. **1995** — Signed with the Bucs as a free agent and finished the year with a career-best 45 catches for 633 yards and two touchdowns. His first regular season appearance for Tampa Bay came against the Redskins, and he clinched the win with a seven-yard TD catch. Tied a career-best six catches for 117 yards vs. Bengals. He again tied this career best in games against the Falcons and Packers, catching six in each of those games. **1994** — Averaged 24.9 yards per catch which was tops in the NFL and the second-best mark in Cowboys history. Had at least one catch in excess of 35 yards in 13 of the team's 18 games. His eight TD catches led the team and was eighth in the NFL. Secured a 20-17 win over Houston with a 53-yard TD catch. Was named NFC Offensive Player of the Week at Cincinnati after recording career-best six catches for 125 yards and one score. Had a 90-yard catch vs. 49ers as part of a record-setting day against San Francisco with 45.3-yard average. In two playoff games, totaled 122 yards (40.7 avg.) and one touchdown, including an NFL record 94-yard TD grab against Packers. **1993** — 21.6-yard average was second in the league and led the NFC. He had a career-best 140 yards, including touchdowns of 80 and 32 yards in regular season opener against Redskins. He posted a career-best six catches for 136 yards against the Cardinals. Also had TD catches of 28 and 50 yards against the Giants, plus a pass completion of 46 yards to Michael Irvin. In the playoff win over Green Bay, caught a 25-yard TD pass and against the 49ers in NFC title game, had four receptions for 78 yards, including a 42-yard

score. **1992** — In his first year as a full-time starter, Harper had a season-best five catches for 88 yards and a TD in win over the Cardinals. Also had TD catches against the Redskins, Giants and Falcons. Finished the year with a 45-yard TD catch against Buffalo in Super Bowl XXVII. **1991** — His first regular-season catch was a 29-yarder that set up a field goal in Monday Night contest with the Redskins. First NFL start came against the Cardinals on 11/3, and recorded his first 100-yard game in 24-21 edging of Redskins with four grabs for 101 yards in week 12. His first NFL touchdown came against the Redskins in that contest on a leaping 34-yarder on fourth down play at end of first half.

COLLEGE: In his four-year career at Tennessee, Harper totaled 102 receptions for 1,547 yards (15.2 avg.) and 16 touchdowns. Finished fifth on the school's all-time receiving list and was tied for the top spot in TD catches. As a senior, was a first-team all-SEC selection, catching 37 passes for 567 yards (15.3 avg.) with a school-record eight touchdowns. As a track star for the Volunteers, won the SEC indoor high jump title as a junior and tied for fourth in the outdoors as a senior. Holds a BA in criminal justice.

PERSONAL: Attended Frostproof High School in Frostproof, Florida, where he was a USA Today all-America as a senior, catching 45 passes for 820 yards. He was the team MVP as both a junior and senior and was also an all-state selection. On the hardwoods, averaged 23 points and 10 rebounds. Set the Florida state high jump record with a leap of 7'1". He comes from a line of Florida A&M athletes - brother Willie played football for the Rattlers, while two older brothers, Bobbie and Roosevelt, were basketball players. Married (Jamise) with daughter (Alexis) and son (Alvin Jr.). Full name is Alvin Craig Harper.

GAMES STARTED/PLAYED: (1991, 5/15); (1992, 13/16); (1993, 15/16); (1994, 14/16); (1995, 13/13); (1996, 7/12); (1997, 0/12). Totals 67/100. Totals with Saints 0/0.

PLAYOFF GAMES STARTED/PLAYED: (1991, 2/2); (1992, 3/3); (1993, 3/3); (1994, 2/2). Totals 10/10.

RECEIVING					
Year	No.	Yards	Avg.	LG	TD
1991 (Dallas)	20	326	16.3	39	1
1992 (Dallas)	35	562	16.1	52	4
1993 (Dallas)	36	777	21.6	80t	5
1994 (Dallas)	33	821	24.9	90	8
1995 (Tampa Bay)	46	633	13.8	49	2
1996 (Tampa Bay)	19	289	15.2	40t	1
1997 (Washington)	2	65	32.5	52	0
Totals	191	3473	18.2	90	21
Playoffs					
Year	No.	Yards	Avg.	LG	TD
1991	7	144	20.6	45	0
1992	5	203	40.6	70	1
1993	9	186	20.7	42t	2
1994	3	122	40.7	94t	1
Totals	24	655	27.3	94t	4

Additional Stats: Passing (1 for 1, 46 yds. in 1993); Interceptions (1 for 1 yd. in 1992). Fumbles (5): 1992, 1; 1993, 1; 1994, 2; 1996, 1.


Career-Highs

Receptions: 6, vs. Green Bay, 11/26/95 (last time - 5 times)

Yards Receiving: 140, at Washington, 9/6/93

Long Reception: 90, at San Francisco, 11/13/94

TDs: 2, at Washington, 9/6/93; vs. New York Giants, 11/7/93



52

RICHARD HARVEY

Linebacker Year With Saints: 4 Year in NFL: 9

Ht: 6-1 Wt: 242 College: Tulane

Born: September 11, 1966 at Pascagoula, Mississippi

Joined Saints: Unrestricted Free Agent (Denver), 1995



PRO: Selected by Buffalo in the 11th-round (305th overall) of the 1989 draft. Spent all of 1989 on injured reserve with a shoulder injury. Signed by New England as a free agent for 1990, was released following the 1991 regular season opener. Signed by Buffalo during 1992 offseason. Joined Denver in 1994 as an unrestricted free agent. Signed with the Saints as an unrestricted free agent 4/3/95. Can play all three linebacker positions in the Saints' 4-3 scheme. Contract runs through 1999 with no option. **1997** — Played in 14 games on the season, starting 13. . . did not start game vs. Seattle, 11/16, when defense began in dime alignment. . . was inactive for game 15, vs. Arizona, 12/14. . . was placed on I/R, 12/20, after suffering a toe injury. . . continued his solid play at strongside linebacker, and tied for seventh on the team in tackles, with 50 (43 solo). . . also recorded three sacks for 11 yards, one interception for seven yards, six passes defended, one forced fumble and one fumble recovery. . . also had three stops on special teams. . . INT came vs. Seattle, 11/16, when he also registered two passes defended. . . posted a season-best seven stops (all solo) at San Francisco, 9/14. . . had one sack at Chicago, 10/5 (two yards), vs. Atlanta, 10/12 (nine yards), and at Atlanta, 11/23 (zero yards). . . posted five stops on two occasions, vs. Carolina, 10/19 (three solo), and at Atlanta, 11/23 (all solo). **1996** — Played in 14 games including seven starts, five at strongside linebacker. . . was inactive for two games with a knee sprain. . . when not starting, entered the game as a nickel linebacker. . . overall, recorded 44 tackles, 37 of them solo, two sacks, for 20 yards lost. . . also had a pair of passes defended and two forced fumbles. . . tackle total ranked ninth on the club. . . also posted three special teams tackles. . . against Jacksonville 10/6, started at SLB in place of an injured Rufus Porter. . . tallied a season-high nine tackles (seven solo). . . also came up with a key play in the 3rd quarter, stripping the ball from Jimmy Smith at the Saints goal line, which was recovered by Renaldo Turnbull. . . at Atlanta 11/17, started at MLB in nickel scheme. . . led the team with a season-high 11 tackles, 10 of them solo. . . at Giants 12/15, served as linebacker in nickel and dime sets. . . posted three tackles, including a sack for ten yards lost and a key forced fumble. **1995** — Proved to be one of the most valuable additions to the Saints' defense. . . did not begin the season as the starter, but by week three had earned a starting assignment that he kept for the remainder of the year. . . played all three linebacker spots during the course of the season, but spent a majority of his time at the weakside spot. . . appeared in all 16 games with 14 starts, led team with a career-high 112 total tackles. . . also recorded a pair of sacks, seven passes defended and a forced fumble on the season. . . in first start as a Saint, vs. Atlanta 9/17 when he opened as lone linbacker in dime defense, registered a team-high 11 tackles. . . posted a career-high 14 stops the following week, at Giants 9/24. . . had 12 tackles, including his first career sack, vs. Miami 10/15, when he was awarded a defensive game ball. . . defended three passes, at Carolina 10/22. . . also contributed three tackles on special teams on the year. **1994** — Played in all 16 games, including one start at left linebacker, vs. San Diego 10/23, when he replaced an injured Mike Croel. . . came up with a season-high nine tackles in the 20-15 win over the Chargers. . . overall, tallied 21 tackles and two passes defended on defense, and six stops on special teams. **1993** — Appeared in 15 games for Buffalo, mostly on special teams. . . registered four tackles on defense, and eight stops and a forced fumble on special teams. . . added one tackle on defense and two on special teams in three playoff games. **1992** — Tallied six tackles in 11 games in his first season with the Bills. . . was inactive for five contests. **1991** — Waived by New England 9/2, a day following the season opener. **1990** — Played in all 16 games, including nine starts for the Patriots, and finished the year with 52 tackles. . . recorded a career-high 11 stops, vs. Washington 12/15.

COLLEGE: Concluded his four-year career with 313 tackles and four interceptions for the Green Wave. . . majored in mechanical engineering.

PERSONAL: Was an all-state, all-district and all-conference choice at Pascagoula (Miss.) High School. . . father, Richard Sr., was a defensive back for the Saints in 1971 after being acquired in a trade with Philadelphia. . . is one of three father-son combinations in Saints history (Earl-Brad Leggett, Steve-Mike Stonebreaker). . . married (Regina) with son (Richard, Jr. 8/5/90) and daughter (Tiffany 7/16/93). . . family resides in Kenner. . . full name is Richard Clemon Harvey.

GAMES STARTED/PLAYED: (1990, 9/16); (1991, 0/1); (1992, 0/11); (1993, 0/15); (1994, 1/16); (1995, 14/16); (1996, 7/14); (1997, 13/14). Totals 44/103. Totals with Saints 34/44.

PLAYOFF GAMES STARTED/PLAYED: (1992, 0/1); (1993, 0/3). Totals 0/4.

Year	TACKLES			SACKS	
	Tkl	Asst	Tot.	No.	Yards Lost
1990 (New England)	33	19	52	None	
1992 (Buffalo)	4	2	6	None	
1993 (Buffalo)	5	7	12	None	
1994 (Denver)	15	12	27	None	
1995	88	27	115	2	9
1996	37	7	44	2	20
1997	43	7	50	3	11
Totals	225	81	306	7	40
Totals with Saints	168	41	209	7	40

Additional Stats: Fumbles Recovered (2): 1992, 1; 1997, 1. Forced Fumbles (5): 1993, 1; 1995, 1; 1996, 2; 1997, 1. Passes Defensed (17): 1994, 2; 1995, 7; 1996, 2; 1997, 6.


Career-Highs

Tackles: 14, at NY Giants, 9/24/95

Solo Tackles: 10, three times (at Atlanta, 11/17/96; at NY Giants, 9/24/95; vs. Miami, 10/15/95)

Sacks: 1, six times (most recently at Chicago, 10/5/97 and vs. Atlanta, 10/12/97)

Yards Lost: 10, vs. Chicago, 10/13/96; at NY Giants, 12/21/96



88

ANDRE HASTINGS

Wide Receiver Year With Saints: 2 Year in NFL: 6

Ht: 6-1 Wt: 190 College: Georgia

Born: November 7, 1971 at Atlanta, Georgia

Joined Saints: Unrestricted Free Agent (Pittsburgh), 1997



PRO: Strong, talented wide receiver who has developed into one of the league's leading third-down pass catchers. Quickness and agility are hallmarks of the Steelers' 1993 third-round selection. Entered draft as a junior. Is also a dangerous return man. Led the Steelers in receptions in 1996. Contract runs through 2000 with no option. **1997** — Started all 16 games for the Saints, and responded with 722 yards on 48 receptions, both good for second on the Saints... five receiving touchdowns topped the squad... also rushed four times for 35 yards, with a long of 27... opened the season with what would be his third-best day of the season, catching four passes for 95 yards, including a 30-yard touchdown at St. Louis Rams, 8/31... first reception as a Saint came on the second offensive play of the game, catching a 39-yard flea flicker... caught four passes for 96 yards and a 16-yard touchdown vs. Atlanta, 10/12... posted season-highs with six receptions for 120 yards, including a 34-yard touchdown pass vs. St. Louis Rams, 12/7... also had touchdown receptions at San Francisco, 9/14, when he pulled in an eight-yard pass for a score as part of his four-reception, 58-yard day; vs. Detroit, 9/21, when he had a 21-yard touchdown reception for a score from RB Mario Bates included in his five-catch, 74-yard afternoon... also had a 27-yard scamper on a run early in the second quarter vs. Arizona, 12/14. **1996** — Played in all 16 games for Pittsburgh, starting 10... led the Steelers with 72 receptions, which ranked him 11th in the AFC... reception total was good for fourth-best in franchise history... 739 receiving yards good for second on the squad... led team with six receiving touchdowns... also returned 37 punts for 242 yards, with a long of 33, moving him into sixth on the Steelers all-time list with 87 career punt returns... recorded one kickoff return for 42 yards... vs. Baltimore, 9/8, had team-high seven receptions for 76 yards and a TD... 10/13 vs. Cincinnati, had 85 yards receiving for third best total of career... at Baltimore, 12/1 had first two touchdown day of his career, a 30-yard and a five-yard touchdown pass from Mike Tomczak... recorded a season-high eight receptions vs. San Francisco, 12/15, for 63 yards... in two postseason games, totaled eight receptions for 85 yards. **1995** — Blossomed in 1995 to find place in Steelers' record books... played in every game and finished second on the team with 48 receptions for 502 yards and one TD... filled Rod Woodson's punt return role and was ninth in the AFC with 48 returns for 474 yards... was only Steeler to handle punt return duty... 48 punt returns ranked second on the Steelers all-time season list... 474 yards was third all-time... returned punt 72 yards for TD at Houston, 9/10, earning Special Teams Player of the Week honors... led AFC and was third in the NFL with 31 third-down grabs... led team with career-high 10 catches for 86 yards at Miami, 9/18, which tied third-best single-game total in Steelers history... tied with Ernie Mills with team-leading 16 catches in postseason... set Steelers record with longest postseason punt return of 53 yards vs. Indianapolis in AFC Championship game, 1/14... set postseason record with 13.2 yards per postseason punt return... shined in Super Bowl XXX vs. Dallas, 1/28, with team-leading 10 receptions for 98 yards despite suffering dislocated clavicle while stretching for a first down in first quarter of the game. **1994** — Named starter for first eight games of the season...

game. **1994** — Named starter for first eight games of the season... played in all 16 games, finishing with 20 receptions for 281 yards and two touchdowns... also had two punt returns for 15 yards... caught TD pass vs. Philadelphia, 12/11... had season-best five catches for 52 yards and one TD at San Diego, 12/24... played in both playoff games and made seven receptions for 73 yards... matched season-high with five receptions for 55 yards vs. San Diego in AFC Championship game, 1/15. **1993** — Saw action in six games, making three catches for 44 yards... also had 12 kickoff returns for 177 yards... made first NFL reception in opener vs. San Francisco, 9/5, for 12 yards in addition to two kickoff returns for 33 yards... inactive for nine of next 10 games, but played in final four, making two catches for 32 yards at Seattle, 12/26 and in playoffs at Kansas City, 1/8.

COLLEGE: Made 124 receptions for 1,876 yards with 13 TDs to rank second in school history despite playing just three seasons... also ranked third in kickoff return yards with 43 for 1,096... added punt return duties as a junior and had eight career rushing attempts... as a junior, led the Bulldogs with 52 catches for 860 yards, five touchdowns, three rushes for 22 yards, 35 punt returns for 298 yards and 14 kickoff returns for 294 yards to earn first-team All-Southeastern Conference honors... also ranked 20th in the nation with average of 134.0 all-purpose yards per game with a total of 1,474... set school record as a sophomore with 48 receptions for 683 yards, five TDs, 14 kickoff returns for 27.1 average... made 24 catches for 333 yards and three TDs as a freshman to earn freshman All-SEC honors with just two starts... also ranked sixth in the nation with 28.1-yard kickoff return average on 15 returns... majored in International Business, and works in the offseason towards the completion of his degree.

PERSONAL: Attended Morrow (Ga.) High, earning Parade and USA Today All-America honors as a senior, as well as state offensive player and state 4A player of the year with 59 receptions for 1,083 yards and 15 TDs... had 184 career receptions for 3,132 yards and 41 TDs... single... resides in Atlanta in the offseason... full name is Andre Orlando Hastings.

GAMES STARTED/PLAYED: (1993, 0/6); (1994, 8/16); (1995, 0/16); (1996, 10/16); (1997, 16/16). Totals 34/70. Totals with Saints 16/16.

PLAYOFF GAMES STARTED/PLAYED: (1993, 0/1); (1994, 0/2); (1995, 1/3); (1996, 2/2).

Year	No.	Yards	RECEIVING		
			Avg.	LG	TD
1993 (Pittsburgh)	3	44	14.7	18	0
1994 (Pittsburgh)	20	281	14.1	46	2
1995 (Pittsburgh)	48	502	10.5	36	1
1996 (Pittsburgh)	72	739	10.3	38	6
1997 (Pittsburgh)	48	722	15.0	39	5

Totals 191 2288 12.0 46 14

Playoffs


Year	No.	Yards	Avg.	LG	TD
1993 (Pittsburgh)	None				
1994 (Pittsburgh)	7	73	10.4	18	0
1995 (Pittsburgh)	16	158	9.9	19	0
1996 (Pittsburgh)	8	85	10.6	23	0

Totals 31 316 10.2 23 0

Year	No.	Yds.	Avg.	LG	TD	PUNT RETURNS				
						No.	FC	Yds.	Avg.	LG
1993 (Pitt.)	12	177	14.8	22	0	None				
1994 (Pitt.)	None					2	0	15	7.5	12
1995 (Pitt.)	None					48	8	474	9.9	72t
1996 (Pitt.)	1	42	42.0	42	0	37	12	242	6.5	33
1997	None					1	0	-2	-2.0	-2
Tots.	13	219	16.8	42	0	88	20	729	8.3	72t

Career-Highs

Receptions: 10, at Miami, 9/18/95
Yards Receiving: 120, vs. St. Louis Rams, 12/7/97
Long Reception: 46, vs. Houston, 10/3/94
TDs: 2, at Baltimore, 12/1/96



23

CHRIS HEWITT

Safety Year With Saints: 2 Year in NFL: 2

Ht: 6-0 Wt: 210 College: Cincinnati

Born: July 22, 1974 at Kingston, Jamaica

Joined Saints: Free Agent, 1997



PRO: Was originally signed by the Saints, 4/25/97, and was signed to the practice squad, 8/26. . . was signed to the active roster, 10/1. . . contract expired in 1997, subject to developments. **1997** — Saw action in 11 games on the year, starting two. . . had 16 tackles on the season (12 solo), one pass defended, one forced fumble and one fumble recovery. . . saw action in first NFL game at Chicago, 10/5, when he saw limited time on defense. . . was named NFC Special Teams Player of the Week for his efforts in game 11, vs. Seattle, 11/6, when he made six tackles on defense (five solo), one pass defended, one forced fumble, one fumble recovery and a blocked punt, which led to a FG. . . first NFL start came the following week at Atlanta, 11/23, when he began the game at SS. . . also started vs. St. Louis Rams, 12/7, and made nine tackles (six solo), which were both career-highs.

COLLEGE: Played four years for the Cincinnati Bearcats, and was a two-time All-Conference USA selection. . . made 80 total tackles and two interceptions for Cincinnati his senior season. . . had knee surgery after his sophomore season. . . majored in criminal justice.

PERSONAL: Attended Dwight Morrow High School in Englewood, New Jersey, where he gained over 1,200 yards and scored 10 touchdowns as a rusher and receiver. . . also earned letters in basketball and track. . . single. . . was born in Kingston, Jamaica, and moved to New Jersey when he was five years old. . . full name is Christopher Horace Hewitt.



76

KENO HILLS

Guard/Tackle Year With Saints: 3 Year in NFL: 3

Ht: 6-6 Wt: 305 College: Southwestern Louisiana

Born: June 13, 1973 at Tampa, Florida

Joined Saints: Draft Choice No. 6a, 1996



PRO: Was the 179th player selected in the draft, just the second the Saints have ever selected from USL (K Rafael Septien, 1977). Possesses the size and ability to play in the NFL. Contract runs through 1998 with no option. **1997** — In his most extensive action as a professional, appeared in nine games on the season, starting six, games nine through 14, at right guard. . . was inactive for first seven games on the year. . . saw action at right guard for the remainder of the season, seeing substitute action in game 8, vs. Carolina, 10/19, and at Kansas City, 12/21. **1996** — Appeared in one game at tackle at Tampa Bay 11/24. . . was inactive for 13 contests. . . was active, but did not see action in two others.

COLLEGE: Started all but one game at left tackle his last three years for the Ragin' Cajuns. . . was a first-team All-Big West Conference pick each of his last two seasons. . . was an honorable mention choice as a sophomore. . . led an offensive unit that averaged 434.5 yards an outing his senior year. . . played in the Hula Bowl. . . majored in General Studies.

PERSONAL: Was an All-State and all-district choice as a two-way lineman at Tampa (Fla.) Tech High School. . . played in the Florida All-Star Game and the Kiwanis Bowl. . . single. . . full name is Keno J. Hills.

GAMES STARTED/PLAYED: (1996, 0/1); (1997, 6/9). Totals 6/10.



12

BILLY JOE HOBERT

Quarterback Year With Saints: 2 Year in NFL: 6

Ht: 6-3 Wt: 230 College: Washington

Born: January 8, 1971 at Puyallup, Washington

Joined Saints: Free Agent, 1997



PRO: Signed as a free agent with the Saints, 11/19/97 after being released by the Buffalo Bills. Spent 1993-96 with the Raiders. Was originally a third round draft choice of the Raiders in 1993. **1997** — With the Saints, saw action in five games, starting the final four. . . in his five contests was 61 of 131 (46.6%) for 891 yards and six touchdowns, with eight interceptions. . . in his first start as a Saint, was 14 of 30 for 190 yards and one interception in victory at Carolina, 11/30. . . in the next contest, vs. St. Louis, 12/7, he was 18 of 42 for 259 yards, two touchdowns and two interceptions, which marked the first time all season that a Saints quarterback threw for more than 250 yards. . . followed up with 252 yards on 14 of 24 passes with three touchdowns and one interception in victory over Arizona, 12/14. . . from the Raiders, was traded to the Bills in the offseason. Completed 17 of 30 for 133 yards and two interceptions in his only action of the season for the Bills. **1996** — Was 57-104 for 667 yards, with 4 touchdown passes and 5 interceptions for the Raiders. **1995** — Was 44-80 for 540 yards, with 6 touchdown passes and 4 interceptions for the Raiders. **1994** — Was with the Raiders; did not play. **1993** — Was with the Raiders; did not play.

COLLEGE: As a sophomore, led Washington to a 12-0 record and a national championship in 1991. . . finished career ninth on the Huskies' all-time list with 3,028 yards passing. . . led team to 17 straight victories as a starter over final 2 seasons.

PERSONAL: Attended Puyallup (Washington) High, where he was a Prep All-America QB as a senior, and a 2-time All-State performer who completed 312 of 585 passes for 5,480 yards and a state-record 61 touchdowns. . . married (Danielle) with three daughters (Mackenzie, Taylor and Kennedy). . . full name is Billy Joe Hobert.

GAMES STARTED/PLAYED: (1997, 0/1); (1996, 8/3); (1995, 4/2); (1994, 0/0); (1993, 0/0).

Year	Att.	PASSING					RUSHING			
		Comp.	Yds.	Int.	LG	TD	No.	Yds.	LG	TD
1995 (Raid.)	80	44	540	4	80	6	3	5	6	0
1996 (Raid.)	104	57	667	5	51	4	2	13	14	0
1997 (Buff.)	30	17	133	2	20	0	2	7	7	0
1997 (N.O.)	131	61	891	8	49	6	12	36	15	0
1997 (Buff/NO)	161	78	1024	10	49	6	14	43	15	0
Totals	179	345	2231	19	80	16	19	61	15	0

Career-Highs

Attempts: 42, at Carolina, 11/30/97
Completions: 20, vs. Pittsburgh, 12/10/95
Comp. Pct: 66.7%, vs. San Diego, 9/22/96
Yards Passing: 259, vs. St. Louis, 12/7/97
Long Pass: 80t, at Seattle, 12/17/95
TDs Passing: 3, vs. Arizona, 12/14/97
Interceptions: 4, vs. Pittsburgh, 12/10/95
Rushes: 7, vs. Arizona, 12/14/97
Yards Rushing: 17, vs. Arizona, 12/14/97
Long Run: 15, at Kansas City, 12/21/97



82

QADRY ISMAIL

Wide Receiver Year With Saints: 1 Year in NFL: 6

Ht: 6-0 Wt: 196 College: Syracuse

Born: November 8, 1970 at Newark, New Jersey

Joined Saints: Unrestricted Free Agent (Miami), 1997



PRO: Signed with the Saints on 3/2/98 as an unrestricted free agent to a four year, no option contract. Originally drafted in the second round (52nd overall) by the Minnesota Vikings in 1993. Signed with the Green Bay Packers as an unrestricted free agent on June 2, 1997. Acquired from Green Bay by the Miami Dolphins in exchange for a 1998 draft choice from the Packers on August 24, 1997. Contract runs through 2001 with no option. **1997** — Played in three games for the Dolphins and was inactive for the other 13 contests. . . had eight kickoff returns for 166 yards, an average of 20.8 yards per return. . . at Indianapolis, on 12/14, had two kickoffs for 46 yards, including a 26-yard return. . . made his Dolphin debut in a reserve role vs. Indianapolis, 8/31, and had two kickoff returns for 39 yards. **1996** — Saw action in all 16 games for the third consecutive year, making two starts. . . finished season with 22 catches, third on the Vikings, for 351 yards and three touchdowns. . . had 28 kickoff returns for 527 yards. . . return total put him in second place on Vikings' all-time list in career kickoff returns (147) and kickoff return yardage (3,273). . . had a season-high five receptions for 54 yards at Chicago, 9/15. . . totaled a season-best 70 yards on three receptions in Bears rematch, 10/28, including a 54-yard TD. . . caught three passes for a team-high 78 yards in first-round playoff loss at Dallas, 12/28. **1995** — Played in all 16 games with one start. . . finished fourth on the team with 32 receptions for 597 yards and three touchdowns. . . his 18.7 yard average was best on the Vikings and the third-highest per-catch average in the NFL. . . added 42 kickoff returns for a career-high 1,037 yards, becoming only the fourth player in Minnesota history to go over the 1,000 yard mark. . . his 24.7-yard kickoff return average was good for second place in the NFC and tied for seventh in the NFL. . . helped seal win with 85-yard touchdown catch late in fourth quarter versus Detroit, 9/10, the second longest reception in Viking history. . . tied career high with seven catches vs. Chicago, 10/30. . . hauled in a 50-yard touchdown reception that defeated Arizona in overtime, 11/11. . . compiled a career-high 142 yards receiving on five catches (28.4 average) vs. Saints, 11/19, including a 77-yard TD. . . established a team single-game mark for kickoff returns with eight runbacks for 207 yards at Detroit, 11/23. . . had career-long 71-yard kickoff return at San Francisco, 12/18. **1994** — Saw action in all 16 games for the Vikings, including three starts. . . had career highs with 45 catches, 696 yards, and five touchdowns. . . his catch total ranked third among the NFL's third wide receivers. . . returned 35 kickoffs for 807 yards. . . had streak of four straight games with a touchdown, tying a then-team record (vs. Saints, 11/6, at New England, 11/13, vs. N.Y. Jets, 11/20, and vs. Tampa Bay, 11/27). . . touchdown vs. Saints was a dramatic game-winner, an 11-yard reception from Warren Moon with five seconds left in the game and no timeouts, giving the Vikings a 21-20 victory. . . touchdown in Buccaneers contest was a diving, 40-yarder in the last two minutes to force overtime. . . had 101 yards on six catches overall vs. Bucs. . . also had a 100-yard day at N.Y. Giants, 10/10, with a career-high seven receptions for a season-best 117 yards. . . had three receptions for 29 yards in first-round playoff loss to Chicago, 1/1. **1993** — Played in 15 games with one start as a rookie. . . finished with 19 receptions for 212 yards and one touchdown. . . also added 42 kickoff returns for 902 yards, his 21.5 average good for seventh place in the NFC and 10th in the NFL. . . made first-ever NFL start on 10/3, at San Francisco, finishing with five receptions for 65 yards, both season highs. . . hauled in initial NFL touchdown catch, a six-yard toss from Jim McMahon, at Milwaukee County Stadium vs. Green Bay, 12/19. . . did not play at Tampa, 11/21, the only game he did not play in 1993. . . played in Vikings' first round playoff loss at N.Y. Giants, 1/9, and had one reception for six yards, adding four kickoff returns for 47 yards.

COLLEGE: A two-year starter and four-time letterman (1989-92) at Syracuse. . . redshirted in 1988. . . set school record with 2,290 career kickoff returns on 105 returns, breaking old mark in his junior season. . . left school as one of only eight players in NCAA history with over 2,000 kickoff return yards. . . in only two seasons as a receiver, he finished eighth in school history in receiving yards (1,318), ninth in receptions (73), and fourth in yards per catch (18.1). . . scored 12 career touchdowns (five receiving, six rushing, and one on a kickoff return). . . ranked third in school history with 4,041 all-purpose yards, behind Joe Morris (5,581) and Floyd Little (4,928). . . was an honorable mention All-America and second-team All-Big East pick in 1992. . . in 1991 gained All-America and first-team All-Big East accolades as a wide receiver and second-team all conference recognition as a kick returner. . . a long-distance scorer, 10 of his 12 career TDs came from at least 33 yards away. . . played in three bowl games with the Orangemen. . . set school records in the 55- and 110-meter hurdles and 200 meters, and he also was a member of the record 4 X 100 and 4 X 400 meter relay teams. . . received Fiesta Bowl Samaritan All-American honor in May of 1992 for excellence in academics, citizenship, and athletics. . . earned a B.S. degree in speech communications.

PERSONAL: An all-scholastic first-team selection at E.L. Meyers High School in Wilkes-Barre, PA. . . played fullback because he was the only player fast enough to block for brother Raghib, who played halfback (Raghib went on to an All-America career at Notre Dame and now plays wide receiver for the Carolina Panthers. . . an excellent performer on the running track, as a senior he was named "Track Athlete of the Year" and earned All-America honors from *Track and Field News*. . . also garnered all-state honors three times and led team to two state titles. . . as a senior he had the fastest 110-meter hurdles time in the country. . . earned the Martin Luther King Leadership Award while in high school. . . worked with D.A.R.E. in Minneapolis for four years while with the Vikings. . . has given motivational talks to elementary and junior high schools. . . worked with Alpine, Inc., an air purifying products company in Minneapolis, during the 1995 off-season. . . competed in the NFL's Fastest Man Competition in the 1994-95 off-seasons. . . hobbies include golf, bowling, and playing basketball with his wife. . . married (Holly), with a daughter (Qalea 3/6/97). . . full name is Qadry Ramadan Ismail (KAH-dree ISS-my-el). . . nicknamed "The Missile". . . resides in Boca Raton, FL.

GAMES STARTED/PLAYED: (1993, 3/15); (1994, 3/16); (1995, 2/16); (1996, 2/16); (1997, 0/3). Totals 10/66.
PLAYOFF GAMES STARTED/PLAYED: (1993, 0/1); (1994, 0/1); (1996, 0/1); (1997, 0/0). Totals 0/3.

Year	No.	Yards	RECEIVING		
			Avg.	LG	TD
1993 (Minnesota)	19	212	11.2	37	1
1994 (Minnesota)	45	696	15.5	65t	5
1995 (Minnesota)	32	597	18.7	85t	3
1996 (Minnesota)	22	351	16.0	54t	3
1997 (Miami)	None				
Totals	118	1856	15.7	85t	12

Playoffs					
Year	No.	Yards	Avg.	LG	TD
1993	1	6	6.0	6	0
1994	3	29	9.7	20	0
1996	3	78	26.0	50	0
1997	DNP				
Totals	7	113	16.1	50	0

KICKOFF RETURNS					
Year	No.	Yds.	Avg.	LG	TD
1993 (Minn.)	42	902	21.5	47	0
1994 (Minn.)	35	807	23.1	61	0
1995 (Minn.)	42	1037	24.7	71	0
1996 (Minn.)	28	527	18.8	32	0
1997 (Mia.)	8	166	20.8	27	0
Tots.	155	3439	22.2	71	0

Playoffs					
Year	No.	Yds.	Avg.	LG	TD
1993 (Minn.)	4	47	11.8	22	0
1994 (Minn.)	None				
1996 (Minn.)	None				
1997 (Mia.)	DNP				
Tots.	4	47	11.8	22	0

Career-Highs

Receptions: 7, at New York Giants, 10/10/94

Yards Receiving: 142, vs. New Orleans, 11/19/95

Long Reception: 85t, vs. Detroit, 9/10/95

TDs: 1, 12 times, last vs. Arizona 12/1/96

Additional Stats: Fumbles Recovered (2): 1994, 1; 1996, 1.



72

TREZELLE JENKINS

Tackle Year With Saints: 2 Year in NFL: 4

Ht: 6-7 Wt: 317 College: Michigan

Born: March 13, 1973 at Chicago, Illinois

Joined Saints: Free Agent, 1997



PRO: Was originally the first round draft choice of the Kansas City Chiefs (31st overall) in the 1995 NFL Draft. Was waived by Kansas City, 10/16/97, and signed by the Saints, 10/29. Contract runs through 1998 with no option. **1997** — Was inactive for the final seven contests of the season, all of which were with the Saints. . . started the first contest of the season at right tackle with the Chiefs, at Denver, 8/31. . . saw action in game two, at Oakland, 9/8, and was inactive the next week vs. Buffalo, 9/14. **1996** — Played in six contests on the season. . . saw most extensive action in games vs. Chicago, 11/17 and San Diego, 11/24. . . was inactive for games 1-3, 6-9, and 14-16. . . also saw duty on special teams as a member of the placement protection units for four contests. **1995** — Saw action in one regular season contest, and was inactive for 15 games. . . saw time in his first regular-season NFL contest at left tackle in Kansas City's 24-3 win over Arizona, 10/1. . . was inactive for club's playoff contest vs. Indianapolis, 1/7/96.

COLLEGE: Started 27 games on the offensive line during his college career at Michigan. . . opened holes for NFL'er Tyrone Wheatley. . . had one year of eligibility remaining at Michigan after redshirting his freshman campaign of 1991, but had already received his degree before joining the Chiefs. . . manned the left tackle spot for the Wolverines in 1994, as Michigan averaged 422.5 yards of total offense per game as well as 207.4 on the ground. . . was part of an offensive line that only relinquished 19 sacks all season. . . started all 11 contests on the year as well as the Wolverine's Hula Bowl appearance. . . selected to play in the Hula Bowl all-star contest at the conclusion of the season. . . started a total of seven games as a sophomore in 1993, seeing action at both tackle spots. . . started the final nine games of 1992 at the left tackle spot as a redshirt freshman. . . graduated from Michigan in April of 1995 with a degree in political science.

PERSONAL: Earned Parade All-America honors as a prep standout at Chicago's Morgan Park High School. . . was a three-year starter and received all-city accolades in '89 and '90. . . led his squad to the city semi-finals in '88. . . single. . . full name is Trezelle Samuel Jenkins.

GAMES STARTED/PLAYED: (1995, 0/1); (1996, 0/6); (1997, 1/2). Totals 1/9. Totals with Saints 0/0.



94

JOE JOHNSON

Defensive Tackle Year With Saints: 5 Year in NFL: 5

Ht: 6-4 Wt: 270 College: Louisville

Born: July 11, 1972 at St. Louis, Missouri

Joined Saints: Draft Choice No. 1, 1994



PRO: Was the 13th player overall and the fifth defensive lineman taken in the 1994 draft, a choice acquired from the Jets in an exchange of first-round picks. Possesses great strength and leverage. A young player who's still growing. Can play either defensive tackle or end in 4-3 defense. Contract expired in 1997, and was tendered as the club's Franchise Player. Subject to developments. **1997** — Started all 16 games for the first time in his career for the Saints. . . finished ninth on the Saints in tackles, with 46 (39 solo). . . also posted a career-high 8.5 sacks (65 yards lost), three passes defended, a forced fumble and a fumble recovery. . . had his third two-sack game as a professional, at San Francisco, 9/14, as part of season-high five-tackle day. . . had 1.5 sack day vs. Arizona, 12/14, as part of his three-tackle performance. . . posted a sack in consecutive games three times on the year, vs. Atlanta, 10/12 (six yards), when he had three tackles and recovered a fumble, and vs. Atlanta, 10/19 (eight yards) as part of his two-tackle day. . . also had sacks in consecutive games, vs. Seattle, 11/16 (nine yards) as part of his four-tackle day, which included a forced fumble, and at Atlanta, 11/23 (eight yards), as part of a two-tackle game. . . also had sacks in games 14-15, vs. St. Louis (12 yards lost), and vs. Arizona, 12/14, when he had 1.5 sacks. **1996** — Was inactive each of the first three weeks with a knee sprain sustained in preseason game at Kansas City. . . started each of the last 13 games, four at right defensive tackle, four at closed end in place of Darren Mickell, and five at open end. . . registered 59 tackles (50 solo), 7.5 sacks for 33 yards lost and three forced fumbles, which tied for the team lead. . . tackle and sack totals were both career-bests. . . tackle total was seventh on the team, sacks ranked second. . . in his first regular season game against Arizona 9/22, recorded a career-high 11 total tackles (9 solo), including a sack and a forced fumble. . . solid play continued all year. . . at NY Giants, led club with 8 tackles, including 1.5 sacks (7.5 yards lost).

. . . at St. Louis 12/21, recorded 4 tackles and tied a career-high with 2 sacks (5 yards lost). **1995** — Came to camp about 30 pounds lighter than in his rookie season following a rigorous offseason program. . . started all 14 games in which he appeared, 12 at left end and two at nose tackle. . . placed ninth on the club with 50 total tackles. . . 5.5 sacks (32.5 yards lost) were third on the team. . . also forced a fumble on the season. . . was inactive for games 7-8 with a sprained ankle. . . first full sack of the year came in his return to hometown, at St. Louis 9/10. . . started at nose tackle vs. Atlanta, 9/17, as Saints were in dime package most of the game, and recorded nine tackles (7 solo), including a sack. . . had best game of his career in season-ending shutout win at Jets, 12/24, when he posted 10 total tackles (7 solo) and two sacks, and was awarded a defensive game ball. **1994** — Opened the season as a reserve, but by week two had earned a starting spot at right end. . . tied for 10th on the club with 44 tackles (36 solo). . . registered five tackles, his only sack of the year and a forced fumble, vs. Giants 10/2. . . tallied a season-high seven tackles, including a forced fumble that led to a TD, and was awarded a defensive game ball in win at Rams, 12/4. . . blocked a Chris Boniol 20-yard field goal attempt, vs. Dallas 12/19. . . was inactive with a bruised knee, vs. Rams 10/23. . . was a consensus all-rookie selection.

COLLEGE: In three years for the Cardinals, recorded 138 tackles, including 16 for loss, 25 sacks and eight forced fumbles. . . started every game at right end in a 4-3 scheme his final season, and came up with 66 tackles, including 17 sacks and eight stops for loss, three forced fumbles and two passes defended. . . was red-shirted as a freshman, came out of school with one year of eligibility still remaining. . . majored in computer science.

PERSONAL: Was an all-state, all-conference and all-district selection as an offensive tackle and defensive end at Jennings High School in St. Louis, Missouri. . . is an avid weightlifter. . . in his final year at Louisville, drove four miles through a major snowstorm to attend a scheduled workout. . . single. . . makes offseason home in St. Louis. . . full name is Joe T. Johnson.

GAMES STARTED/PLAYED: (1994, 14/15); (1995, 14/14); (1996, 13/13); (1997, 16/16). Totals 57/58.

Year	Tkl	TACKLES		No.	Yards Lost
		Asst	Tot.		
1994	36	8	44	1	7
1995	36	14	50	5.5	32.5
1996	50	9	59	7.5	33
1997	39	7	46	8.5	65
Totals	161	38	199	22.5	137.5

Additional Stats: Fumbles Recovered (2): 1994, 1; 1991, 1. Forced Fumbles (7): 1994, 2; 1995, 1; 1996, 3; 1997, 1. Passes Defended (4): 1994, 1; 1997, 3. Blocked Kicks: 1994, 1 Field Goal.

Career-Highs

Tackles: 11, vs. Cardinals, 9/22/96

Sacks: 2, 3 times (at Jets, 12/24/95; at Rams, 12/21/96; at San Francisco, 9/14/97)



61

TONY JOHNSON

Defensive End Year With Saints: 3 Year in NFL: 3

Ht: 6-5 Wt: 255 College: Alabama

Born: February 5, 1972 at Como, Mississippi

Joined Saints: Free Agent, 1996




PRO: Was a sixth-round draft choice of Philadelphia in 1996. Was released by the Eagles in training camp. Signed by the Saints to the practice squad 9/18/96, was activated to the 53-man roster 10/19/96. Was waived 12/2/97, and was re-signed, 2/24/98. Is expected to see action in 1998 as a defensive end, after playing tight end for the past two seasons. Contract runs through 1998, with no option. **1997** — Played in seven games on the season, starting one at tight end. . . was inactive for five contests on the year before being waived, 12/2. . . caught one pass on the season, for 13 yards, at San Francisco, 9/14. **1996** — Played in nine games with seven starts. . . caught seven passes for 76 yards with a TD and a long of 17. . . at Tampa Bay 11/24, only reception was a 1-yard TD on fourth-and-goal in the third quarter, the first score of his NFL career.

COLLEGE: In 47 games for the Crimson Tide, caught 21 passes for 297 yards and a TD. . . was a key contributor as a special teamer on Alabama's 1992 national championship squad. . . holds a degree in accounting.

PERSONAL: Earned All-America honors and Mississippi player of the year honors as a senior at North Panola High School in Como, Mississippi, where he played both middle linebacker and tight end. . . recorded 126 career receptions for 2,151 yards and 38 TDs. . . hobbies include hunting, fishing and golf. . . married (Tonjanita).

GAMES STARTED/PLAYED: (1996, 7/9); (1997, 1/7). Totals 8/16.



58

BRIAN JONES

Linebacker Year With Saints: 4 Year in NFL: 5

Ht: 6-1 Wt: 255 College: Texas

Born: January 22, 1968 at Iowa City, Iowa

Joined Saints: Free Agent, 1995



PRO: Was originally selected by the Raiders in the eighth round of the 1991 draft. Released by the Raiders in camp and signed with Indianapolis, where he spent the '91 campaign. Signed as a Plan B free agent with Miami in 1992 and was waived in camp. Was waived by the Raiders in training camp in 1993 and 1994. Played with the Scottish Claymores of the World League in the spring of 1995, and signed as a free agent with the Saints about a week into training camp, 7/31/95. Signed a two-year contract with the Saints, 6/1/97. Contract runs through 1998 with no option. **1997** — Suffered a season-ending knee injury in training camp scrimmage against Kansas City, and was placed on I/R, 8/18. **1996** — Saw brief time on defense during the course of the year, where he started one game at middle linebacker. . . tallied 13 tackles, 10 solo, overall on defense. . . also returned a fumble 11 yards for a TD against Arizona 9/22, following a foiled Jeff Feagles punt attempt. . . it marked his first career TD. . . stood out on special teams, where he led the team with 19 stops. **1995** — Although he didn't sign until less than a week prior to the preseason opener, Brian saw extensive playing time beginning with week 1 of the regular season, vs. San Francisco 9/3, when he posted six tackles. . . started at middle linebacker for the second contest, at St. Louis 9/10, replacing an injured Winfred Tubbs, and turned in a seven-tackle effort. . . went on to play in all 16 games, with seven starts at middle linebacker. . . tallied 47 total tackles, a sack, two passes defended and a forced fumble on the year. . . had a career-high 10 tackles in victory at New England, 12/3. . . recorded the first sack of his career in season finale, at Jets 12/24, when he was credited with five stops and a forced fumble. . . made his mark on special teams where he was third on the squad with 10 stops, including two on three occasions. . . recovered a fumble on kickoff coverage in win over St. Louis, 11/5, which led to a field goal. **1991** — Played in 11 games with the Colts, including one start, after being waived by the Raiders in training camp. . . registered seven total tackles on defense and two more on special teams.

COLLEGE: Led the Longhorns in tackles as a senior with 116, and was named to the All-Southwest Conference team. . . was a second-team all-conference choice as a junior when he topped the team's tackle chart with 108, including seven sacks. . . sat out 1988 after transferring from UCLA, where he played as a true freshman in 1986. . . majored in communications.

PERSONAL: Was an All-America at linebacker his senior year at Dunbar High School in Lubbock, Texas. . . also played tight end and fullback. . . was an all-district pick in basketball as a forward. . . also lettered in baseball as a first baseman and track as a sprinter. . . single. . . resides in Kenner. . . has been featured in "The Big Easy" on the USA Network, as well as other commercial ventures. . . full name is Brian Keith Jones.

GAMES STARTED/PLAYED: (1991, 1/11); (1995, 7/16); (1996, 1/16). Totals 9/43. Totals with Saints 8/32.

	TACKLES			No.	SACKS Yards Lost
	Tkl	Asst.	Tot.		
1991 (Ind.)	7	2	9	None	
1995	46	11	57	1	6
1996	10	3	13	None	
1997	Spent season on I/R				
Totals	53	13	66	1	6

Additional Stats: Fumbles Recovered: 1995, 1; 1996, 1. Forced Fumbles: 1995, 1. Passes Defensed: 1995, 2, Fumble Returned for TD: 1996, 1.



74

CLARENCE JONES

Tackle Year With Saints: 3 Year in NFL: 8

Ht: 6-6 Wt: 280 College: Maryland

Born: May 6, 1968 at Brooklyn, New York

Joined Saints: Unrestricted Free Agent (St. Louis), 1996



PRO: Was originally chosen by the Giants in the fourth round (111th overall) of the 1991 draft. Played three years with New York before signing with the Rams as an unrestricted free agent in 1994. Signed as an unrestricted free agent with the Saints on Mardi Gras day, 2/20/96. Contract runs through 1998 with no option. **1997** — Started 15 games on the year, and was inactive vs. San Francisco, 10/26. . . continued solid play at right tackle. **1996** — In his first season with the Saints, started all 16 contests, 13 at right tackle and three on the left side in place of an injured William Roaf. . . did not miss an offensive snap all year, one of only two Saints (C Andy McCollum) to have participated in every snap on his respective side of the ball. **1995** — Appeared in 13 games for the Rams, all as a reserve at both left and right tackle. **1994** — Was the Rams' only offensive lineman to start all 16 games. . . opened each contest at left tackle after beating out rookie first-round pick Wayne Gandy for the job in training camp. . . held such sack specialists as Chris Doleman, Rickey Jackson and Derrick Thomas sackless. **1993** — Played in four games for the Giants. **1992** — Was on New York's active roster for the first four games but did not see action. . . was inactive for the next eight games before playing in each of the final three contests as a reserve tackle and in short-yardage situations. **1991** — Spent a majority of his rookie season on injured reserve with an ankle injury sustained in preseason. . . appeared in the final three games as a reserve tackle and on short-yardage downs.

COLLEGE: Was a four-year letterman for the Terrapins, where he saw action at both tackle spots. . . started each of the final 42 games of his career. . . was a first-team All-ECAC and honorable mention All-ACC choice as a senior. . . majored in political science.

PERSONAL: Attended Central Islip (New York) High School, where he played tackle, tight end and defensive end on a 1985 team that won the league championship. . . was named New York's Gatorade Player-of-the-Year after his senior year. . . married (Sherri). . . resides in Islip, N.Y. . . full name is Clarence Thomas Jones.

GAMES STARTED/PLAYED: (1991, 0/3); (1992, 0/3); (1993, 0/4); (1994, 16/16); (1995, 0/14); (1996, 16/16); (1997, 15/15). Totals 47/71. Totals with the Saints: 31/31.



24

ROB KELLY

Safety Year With Saints: 2 Year in NFL: 2

Ht: 6-0 Wt: 199 College: Ohio State

Born: June 21, 1974 at Newark, Ohio

Joined Saints: Draft Choice No. 2a, 1997




PRO: Was the first of two second-round selections by the Saints in the 1997 NFL Draft (33rd overall). A hard-hitting, aggressive safety, has a nose for the ball. Contract runs through 1999 with no option. **1997** — Saw action in all 16 games on the season, and started the final two contests at free safety. . . registered 19 tackles on the season (14 solo), with one interception for 15 yards, three passes defended and a forced fumble. . . also tied for third on the special teams with nine tackles (seven solo). . . had a season-high eight tackles in his first NFL start, vs. Arizona, 12/14, to go with one interception for 15 yards, two passes defended and a forced fumble. . . had four tackles (all solo), and a pass defensed in season finale at Kansas City, 12/21.

COLLEGE: All-American first-team pick by The Poor Man's Guide to the NFL Draft. . . All-Big Ten Conference first-team pick by the media. . . started all year at free safety, with 66 tackles (37 solo), two sacks for minus 14 yards and four stops for 26-yards in losses. . . caused and recovered a pair of fumbles. . . blocked two kicks and had three interceptions for 86 yards in returns. . . deflected three passes. . . collected 14 stops (9 solo) vs. Wisconsin. . . picked off a pass and recovered a fumble, returning the fumble 79 yards for a touchdown in a 42-14 victory over Purdue. . . registered 10 hits against Michigan in the season finale. . . deflected a pair of passes and sacked Jake Plummer for an eight-yard loss in the Rose Bowl. . . registered two interceptions for the North Squad in the Senior Bowl. . . Super Sleeper Team selection in 1995 by The Poor Man's Guide to the NFL Draft after starting every game at free safety. . . finished third on the team with 68 tackles (38 solo). . . played in 10 games in 1994 as a reserve strong safety and cornerback, blocking a punt vs. Alabama in the Citrus Bowl. . . appeared in 10 games in 1993 as a nickel back and on special teams, after redshirting in 1992. . . majored

in:criminal justice.

PERSONAL: Was an All-American selection by Street & Smith and USA Today at Newark Catholic (Oh.) High School. ... a standout tailback, rushing for 1,663 yards and 29 TDs as a senior. ... rushed for 156 yards and four touchdowns in the state championship game that year. ... enjoys listening to music, going to the movies and playing his guitar in his free time. ... married (Amey). ... full name is Robert James Kelly.

GAMES STARTED/PLAYED: (1997, 2/16). Totals 2/16.



29

SAMMY KNIGHT

Safety Year With Saints: 2 Year in NFL: 2

Ht: 6-0 Wt: 205 College: USC

Born: September 10, 1975 at Fontina, California

Joined Saints: Free Agent, 1997




PRO: Was signed by the Saints as an undrafted rookie free agent, 4/25/97. A converted linebacker, made smooth transition to safety at professional level. A hard-working, hard-hitting player. Contract expired in 1997, subject to developments. 1997 — Saw action in all 16 games on the year. ... led the team and all NFL rookies with five interceptions (75 yards). ... was third on the Saints with 84 tackles (67 solo), second with 12 passes defended and a fumble recovery. ... also posted nine tackles on special teams (all solo), which tied for third-best. ... proved to be a pleasant surprise, moving into starting lineup for game 5, at NY Giants, 9/28, at free safety, and started the next 10 contests at that position, before moving to starting strong safety for the final two games. ... tied for team-high and registered a season-high 11 tackles in his first NFL start, at NY Giants, 9/28 (seven solo), along with a 32-yard interception. ... followed up with team-high 10 tackles at Chicago, 10/5 (seven solo). ... had 10 tackles vs. San Francisco, 10/26 (nine solo). ... had a 39-yard interception at Oakland, 11/9, to preserve the Saints' victory, to go with his six tackles, one pass defended, and a fumble recovery. ... recorded a season-high two interceptions at Carolina, 11/30, one on the final play of the first half, on a "Hail Mary" play, to end the Panthers' scoring threat, and the other midway through the second quarter to stop another Panther scoring opportunity. ... had team-high nine tackles in home finale vs. Arizona, 12/14.

COLLEGE: Played four years for the Trojans. ... led USC as a senior linebacker with 121 total tackles, including 11 for loss. ... served as USC's co-captain his senior year and was named the team's MVP and most inspirational. ... first-team All-Pac 10 selection in 1996. ... switched to linebacker prior to '96 after starting two years at strong safety. ... led USC his junior season with 89 tackles including nine for loss. ... was third on the team with 65 tackles his sophomore season. ... majored in communications.

PERSONAL: Was a Parade All-American at Rubidoux High School in Riverside, Calif. ... played free safety, wide receiver and quarterback his senior year, and compiled 153 total tackles, 11 interceptions, five blocked kicks, five forced fumbles and produced 483 yards and 12 touchdowns on 53 rushes for 9.1-yard average. ... had 30 tackles in one game. ... also earned letters in basketball and track. ... single. ... lives in River Ridge.

GAMES STARTED/PLAYED: (1997, 12/16). Totals 12/16.



93

WAYNE MARTIN

Defensive Tackle Year With Saints: 10 Year in NFL: 10

Ht: 6-5 Wt: 275 College: Arkansas

Born: October 26, 1965 at Forrest City, Arkansas

Joined Saints: Draft Choice No. 1, 1989



PRO: Was the 19th player taken overall, and third defensive lineman in the 1989 draft behind Burt Grossman (San Diego) and Trace Armstrong (Chicago). Excellent athlete with speed and agility. Played end in the Saints' 3-4 scheme his first six years, before being moved to the under tackle spot in the 4-3 "over-under" defense in 1995. Has evolved into one of the most consistent and well-rounded defensive linemen in the NFL. Equally effective against both the run and the pass. 75 career sacks (499 yards lost) places him in third spot on the Saints' all-time list, and first among linemen. He needs two sacks to surpass LB Pat Swilling (76.5-629.5 yds.) for second on the club's all-time list. His 34.5 sacks since 1995 ranks third in the NFL during the past three years. Has had 16 multiple-sack performances in his career. Has started a club-record 112 consecutive games for the Saints, which is tied for the sixth-longest current streak in the NFL. He has appeared in 139 career games with New Orleans, which ranks him 12th all-time. Contract runs through 2000 with no option. 1997 —

A mainstay of the Saints defense, started all 16 games at left defensive tackle, and recorded his fourth straight double-digit total in sacks, and the fifth of his career. ... sack total of 10.5 (60 yards lost) led a Saints defense which ranked first in the NFL in that category in 1997. ... sack total tied for eighth in the NFC and ranked 11th in the NFL. ... tied for fifth on the team in tackles, with 63 (54 solo). ... also batted down seven passes, forced one fumble and recovered a fumble. ... matched a career-high with four sacks (15 yards) in victory vs. Detroit, 9/21, as part of his four-tackle performance, in which he also forced a fumble that led to the Saints second touchdown of the second quarter, part of a 21-point frame. ... that game was part of four consecutive games when Martin had at least a sack in each, and totaled 7.5 sacks during that stretch - at San Francisco, 9/14 (1-9 yds.), vs. Detroit, 9/21 (4-15 yds.), at NY Giants, 9/28 (1.5-10 yds.) and at Chicago, 10/5 (1-6 yds.). ... posted seven tackles in both the Giants and Bears contest. ... had a six-yard sack vs. Seattle, 11/16. ... had season-high nine tackles vs. St. Louis, 12/7, and a sack for seven yards. ... also posted a seven-yard sack the following week vs. Arizona, when he also recovered a second-quarter fumble at the Saints' 10-yard line to end a Cardinal scoring threat just before halftime. 1996 — Started all 16 games at left defensive tackle, was fourth on the team with a career-high 88 total tackles (73 solo). ... ranked first on the club and tied for ninth in the NFC with 11 sacks (84.5 yards lost). ... also batted down three passes, recovered a fumble and forced three, which tied for the team-lead. ... marked the third straight year and the fourth time in the last five years he has had double digits in sacks. ... was voted as an alternate to the Pro Bowl. ... at Cincinnati 9/15, marked the third straight game in which he had a sack, and moved him ahead of Frank Warren into third on the Saints' all-time sack list and first among linemen. ... against San Francisco 11/3, marked the 100th start of his NFL career, posted six tackles, all solo, including the Saints' only sack of the day, for a 12-yard loss. ... at Atlanta 11/17, marked the 91st straight game in which he started, tying Rickey Jackson's club record. ... eclipsed record the next week at Tampa Bay 11/24. ... at NY Giants 12/15, registered five tackles, including 2.5 sacks for 18.5 yards lost, the second-most of his career and the most sacks by a Saint since the third game of 1994. ... also forced a fumble. ... was named NFC Defensive Player of the Week for the second time in his career. 1995 — Although he did not make a return trip to the Pro Bowl, Wayne had perhaps the best all-around season of his career. ... started all 16 games at the under tackle spot in his first season as part of a 4-3 in his NFL career, and was the only member of the Saints' front seven to open all 16 contests. ... posted a career-high 77 total tackles (64 solo), which ranked third on the squad and first among linemen. ... 13 sacks, which marked the second-best output of his career, led the team and tied with Philadelphia's William Fuller for first in the NFC and second in the NFL. ... also had an interception, a fumble recovery, a forced fumble, and nine passes defended, which were second on the team. ... came up with six tackles and a pair of sacks in season-opener, vs. San Francisco 9/3. ... registered a season-high nine tackles, including two sacks, vs. Atlanta 9/17. ... in win over Rams, 11/5, the 100th game of his NFL career, tallied seven tackles, including two sacks, and was awarded a defensive game ball. ... earned a defensive game ball in victory vs. Carolina, 11/26, when he had five tackles, a sack and a forced fumble that led to a TD. ... also had two-sack efforts at Carolina, 10/22, and vs. Green Bay, 12/16. ... five multiple sack games marked a career-best. ... first career interception came at Giants, 9/24. 1994 — Turned in one of his most productive seasons in the NFL and was rewarded with his first Pro Bowl appearance. ... finished fourth on the team tackle chart and first among linemen with 73 (59 solo). ... was second on club and 8th in the NFC with 10 sacks for 59 yards lost. ... also forced a fumble and batted down six passes. ... tallied a pair of sacks in back-to-back weeks, at San Francisco 9/25 and vs. Giants 10/2. ... also had two sacks in season-ending win at Denver, 12/24. ... registered a season-high eight tackles (all solo) in win over Atlanta, 11/13, when he was awarded a game ball on defense. ... overall on the year, earned defensive game balls on five occasions. 1993 — Although sack total was down from previous season, continued to be Saints' most effective lineman. ... opened all 16 games at left end for third consecutive season. ... was eighth on team with 68 tackles, tied for third on club and first among linemen with five sacks. ... also recovered two fumbles, forced a fumble and knocked away three passes on the year. ... recorded a season-high eight stops, including a sack, in win at Phoenix 10/31. ... tallied seven tackles on three occasions. 1992 — Broke out to turn in the finest season of his four-year career to that point. ... started all 16 games at left end, led the club with 15.5 quarterback sacks, third in the NFC, third-most in club history, and most-ever by a Saints defensive lineman. ... became the first lineman to lead the Saints in sacks since Jumpy Geathers co-led in 1986. ... finished fourth on the team tackle chart and first among linemen with 70 total stops, including a career-high 11 in season-opener, at Philadelphia 9/6. ... tied for fourth on team with a pair of fumble recoveries, led linemen with five passes defended and three forced fumbles, also recovered two fumbles. ... turned in first two-sack day of his career, at Detroit 10/4, the first of four straight games in which he had a sack. ... recorded two sacks vs. Miami 11/29, followed that up with a seven-tackle, four-sack performance vs. Atlanta 12/3. ... the four sacks tied a club-record, was the most by a player in the NFC in 1992, and earned him NFC Defensive Player-of-the-Week accolades. ... registered a sack in 10 of 16 contests. 1991 — Started all 16 games for first time in three-year career, opening at left end. ... third among defensive linemen with 22 tackles, led that group with three passes defended, second on the unit with 3.5 sacks (29.5 yards lost). ... blocked a John Kidd punt at San Diego 11/17 that was returned 37 yards for a touchdown by Frank Warren. ... recorded a sack in playoff game, vs. Atlanta 12/28. 1990 — Earned starting spot along defensive front, opened the first seven contests at left end. ... sustained a broken fibula vs. Detroit 10/28 and was inactive the following three weeks.

... came back and started the next four games at left end, but sustained a partial tear of the medial collateral ligament in his knee on the first series, vs. Pittsburgh 12/16. ... spent the last two regular season games and the playoff contest at Chicago on injured reserve. ... tallied 30 tackles, four sacks, three passes defended and a forced fumble on the season. **1989** — Brought along slowly in rookie season, played in all 16 contests with increased action as the season wore on. ... tallied initial career sack in pro debut, vs. Dallas 9/10. ... made 18 stops on season, credited with three solo hits vs. Washington 10/1 and at Buffalo 12/10. ... 2.5 sacks were third among Saints' defensive linemen. ... batted down a pair of passes and recovered two fumbles.

COLLEGE: Started his final three seasons at defensive tackle, earning first team All-America accolades from The Sporting News, AP and UPI as a senior when he registered 13 sacks and 68 tackles, including 18 for loss. ... led the Razorbacks in sacks each season as a starter, ended career with 25.5 QB drops. ... holds degree in Criminal Justice.

PERSONAL: Was an All-America, all-state and all-district tight end and defensive end at Cross County High School in Cherry Valley, Arkansas. ... was the Saints' recipient of the 1991 Ed Block Courage Award. ... was the NFL's "Extra Effort" award winner for September of 1993, when he donated \$100,000 to help start up a transitional housing program through St. Vincent DePaul Society in New Orleans, an organization which assists the homeless in the city. ... the house, which helps single mothers get back on their feet, opened its doors during the 1995 season. ... brother, Jeff, is a former second-round draft choice of the Los Angeles Clippers of the NBA. ... married (Gladys) with son (Wayne, Jr. 10/6/92) and daughter (Whitley 2/1/94). ... family resides in Cherry Valley, Arkansas. ... full name is Gerald Wayne Martin.

GAMES STARTED/PLAYED: (1989, 0/16); (1990, 11/11); (1991, 16/16); (1992, 16/16); (1993, 16/16); (1994, 16/16); (1995, 16/16); (1996, 16/16); (1997, 16/16). Totals 123/139. **PLAYOFF GAMES STARTED/PLAYED:** (1991, 1/1); (1992, 1/1). Totals 2/2.

Year	TACKLES			SACKS		FUMBLES RECOVERED		
	Tkl	Asst	Tot.	No.	Yards Lost	No.	Yards	TD
1989	13	5	18	2.5	11	2	0	0
1990	24	6	30	4	31	None		
1991	21	1	22	3.5	29.5	1	0	0
1992	53	17	70	15.5	102	2	0	0
1993	55	13	68	5	33	2	0	0
1994	59	14	73	10	59	None		
1995	64	13	77	13	89	1	0	0
1996	73	15	88	11	84.5	1	0	0
1997	54	9	63	10.5	60	1	0	0
Totals	416	93	509	75	499		10	0 0
Playoffs								
1991	1	1	2	1	14	None		
1992	2	0	2	None		1	0	0
Totals	3	1	4	1	14	1	0	0

Additional Stats: Interceptions: 1995, 1-12 yards. Passes Defensed (41): 1989, 2; 1990, 3; 1991, 3; 1992, 5; 1993, 3; 1994, 6; 1995, 9; 1996, 3; 1997, 7. Forced Fumbles (12): 1990, 1; 1991, 1; 1992, 3; 1993, 1; 1994, 1; 1995, 1; 1996, 3; 1997, 1. Blocked Kicks: 1991, 1 punt.

Career-Highs

Tackles: 11, at Philadelphia, 9/6/92

Solo Tackles: 8, at Philadelphia, 9/6/92

Sacks: 4, twice (vs. Atlanta, 12/3/92; vs. Detroit, 9/21/97)

NFL LEADERS IN SACKS, 1995-97

Player	No.	Team
1. Bruce Smith	38.0	Buffalo
2. John Randle	37.5	Minnesota
3. WAYNE MARTIN	34.5	NEW ORLEANS
4. Kevin Greene	34	Carolina
5. Bryce Paup	33.5	Buffalo

LONGEST CURRENT NFL STARTING STREAKS

(as of end of 1997 season)

Player	Team	Games
1. Bruce Matthews	Tennessee	165
2. Dermontti Dawson	Pittsburgh	148
3. Randall McDaniel	Minnesota	138
4. Eric Allen	Oakland	117
5. Tony Tolbert	Dallas	115
6. WAYNE MARTIN	NEW ORLEANS	112
Tony Mayberry	Tampa Bay	112
Ken Norton	San Francisco	112
9. Raleigh McKenzie	San Diego	110
Richmond Webb	Miami	110



67

ANDY McCOLLUM

Center/Guard Year With Saints: 5 Year in NFL: 5

Ht: 6-4 Wt: 295 College: Toledo

Born: June 2, 1970 at Akron, Ohio

Joined Saints: Free Agent, 1994



PRO: Played with the Milwaukee Mustangs of the Arena League in the spring of 1994 before going to camp with Cleveland as a free agent. Signed by the Saints off the Browns' practice squad 11/15/94. Played with Barcelona of the World League in the spring of 1995. A strong player who can handle both the center and guard spots. Continues to improve after not playing football his first year out of college (1993). Contract runs through 1998 with no option. **1997** — Started all 16 games at left guard, did not miss an offensive snap until the final game of the season, when he missed only a dozen plays. ... was one of five players to start every contest. **1996** — Started all 16 games at center and did not miss an offensive snap. ... was one of two players on the team to not miss a snap on their respective side of the ball. ... has developed into one of the most consistent centers in the league. **1995** — Did not see action over the first five contests. ... first NFL playing time came in second quarter of win vs. Miami, 10/15, when he came in for Chris Port at right guard. ... also saw time the following week, at Carolina 10/22. ... made first NFL start, at San Francisco 10/29, when he opened at RG, a move necessitated by injury to Richard Cooper. ... opened each of the final nine contests at RG after Port sustained a season-ending neck injury in the 49ers game. ... did not miss an offensive snap during this nine-game stretch. ... proved to be a pleasant surprise, was awarded offensive game balls in victories vs. Carolina (11/26) and at New England (12/3). ... overall on the year, appeared in 11 games with nine starts. **1994** — Was with the Saints for the final six games after being signed off Cleveland's practice squad. ... did not see any action, was inactive for five contests.

COLLEGE: Was an All-MAC performer as a junior and senior. ... started every game each of his final three seasons. ... opened nine games at left guard in his freshman season of 1989. ... was also an Academic All-MAC first-team selection his senior year of 1992 and an honorable mention All-Academic pick in 1991.

PERSONAL: Lettered three times in football and wrestling at Revere High School in Akron, Ohio. ... was an all-

league choice in both sports, second-team all-district in football and a state qualifier in wrestling. . . married (Christy) with a son (Andrew Patrick, 5/29/98). . . resides in Kenner, where he participated in offseason conditioning program. . . was the 1996 and 1997 "Goodwill Saint". . . full name is Andrew Jon McCollum.

GAMES STARTED/PLAYED: (1994, 0/0); (1995, 9/11); (1996, 16/16); (1997, 16/16). Totals: 41/43.



44

FRED McCRARY

Fullback Year With Saints: 2 Year in NFL: 3
Ht: 6-0 Wt: 232 College: Mississippi State
Born: September 19, 1972 at Naples, Florida
Joined Saints: Free Agent, 1997



PRO: Was signed by the Saints, 3/5/97. Was originally a sixth-round draft pick of the Philadelphia Eagles in the 1995 NFL Draft (208th overall). Contract runs through 1998 with no option. **1997** — Saw action in seven games on the year, and was inactive for nine. . . rushed eight times for 15 yards on the season, with a long of eight yards. . . also caught four passes for 17 yards, with a long of 11. . . first action as a Saint came at Oakland, 11/9. . . best rushing game was at Atlanta, 11/23, when he had 13 yards on five carries, as did best receiving day of the season, when he caught two passes for 20 yards. . . also returned two kickoffs for 26 yards on the season, one vs. St. Louis, 12/7, for 15 yards, and one at Kansas City, for 11 yards. . . also finished tied for fifth on the team with eight special teams tackles (all solo). **1996** — Was released by the Eagles, 8/25/96. **1995** — Started four games and appeared in 13 overall during his rookie season. . . started at fullback in games 4-5 at Oakland, 9/24 and at New Orleans, 10/1, and in games 8-9 vs. St. Louis, 10/29, and at Dallas, 11/6, in place of injured Kevin Turner. . . made nine receptions for 60 yards on the year and had three carries for one yard on the season, the one-yard gain coming on a touchdown plunge at Arizona, 9/10. . . was inactive for games 14-16 and for the NFC Wild Card contest vs. Detroit, 12/30, and did not play in playoff game at Dallas, 1/7/96. . . posted six special teams tackles on the year.

COLLEGE: Was a two-year starter at fullback for Mississippi State. . . in 43 games (18 starts) he had 248 yards and four touchdowns on 32 receptions, and rushed 34 times for 144 yards and one touchdown. . . majored in sociology.

PERSONAL: As a senior at Naples (FL) High School, he gained over 1,200 yards and garnered all-south district honors. . . also lettered in basketball and track and was honored as the school's top athlete in 1991.

GAMES STARTED/PLAYED: (1995, 4/13); (1997, 0/7). Totals 4/20. Totals with Saints 0/7.

Year	RUSHING					RECEIVING				
	No.	Yards	Avg.	LG	TD	No.	Yards	LG	TD	TD
1995 (Phil.)	3	1	1.0	1t	1	9	60	11	0	0
1997	8	15	1.9	8	0	4	17	11	0	0
Totals	11	16	1.5	8	1	13	77	11	0	0

Additional Stats: Kickoff Returns: 1995, 1-1 yard; 1997, 2-26 yards, 15-yd. long.



59

KEITH MITCHELL

Linebacker Year With Saints: 2 Year in NFL: 2
Ht: 6-2 Wt: 240 College: Texas A&M
Born: July 24, 1974 at Garland, Texas
Joined Saints: Free Agent, 1997



PRO: A promising young talent, Mitchell will compete for a starting position in 1998. Was originally signed by the Saints as a rookie free agent, 4/25/97. Contract expired in 1997, subject to developments. **1997** — Saw action in all 16 games, starting two. . . recorded 24 tackles on the year (20 solo), four sacks (23 yards lost) and a forced fumble. . . he also posted five special teams stops (all solo) on the year. . . started final two games of the season in place of an injured Richard Harvey, vs. Arizona, 12/14, when he recorded five tackles (three solo), and at Kansas City, 12/21, when he recorded four tackles (all solo). . . had a four-yard sack at San Francisco, 9/21. . . also posted back-to-back games with an eight-yard sack, at Chicago, 10/5, and vs. Atlanta, 10/12. . . had a three-yard sack vs. St. Louis, 12/7 as part of his four-tackle day.

COLLEGE: Played four years and made 23 career starts for the Aggies. . . made 72 total tackles including 14.5 sacks his senior year, which earned him first-team All-American recognition from Football News and first-team All-Big 12 honors. . . second-team All-Southwest Conference pick for junior season. . . left A&M fourth-all time in career sacks, with 34. . . played in 1996 East-West Shrine Game. . . majored in agribusiness.

PERSONAL: Compiled 20 sacks as a senior at Lakeview High School in Garland, Texas. . . single. . . born Clarence Marquis "Keith" Mitchell.

GAMES STARTED/PLAYED: (1997, 2/16).



50

KEVIN MITCHELL

Linebacker Year With Saints: 1 Year in NFL: 5
Ht: 6-1 Wt: 250 College: Syracuse
Born: January 1, 1971 at Harrisburg, Pennsylvania
Joined Saints: Unrestricted Free Agent (San Francisco), 1997



PRO: Was originally selected by 49ers in the second round of the 1994 Draft. Signed as an unrestricted free agent with the Saints on 2/20/98. Contract runs through 1999 with no option. **1997** — Played in all 16 games for the 49ers, registering a career-high 40 total tackles. . . in extensive special teams duty, tallied 29 tackles, 20 solo. . . recorded a forced fumble at St. Louis, 9/7. . . posted season-high six tackles, including two on special teams vs. Atlanta, 9/21. . . had two special teams tackles in NFC Divisional Playoff Game versus Minnesota 1/3, and one versus Green Bay 1/11. **1996** — Played in 12 games and started three during the regular season. . . finished with 31 tackles, one sack, and one pass defended. . . made eight special teams tackles. . . missed four games with a right hip injury. . . made first career start and had four tackles and a pass defended versus Saints, 9/1. . . posted a career-high nine tackles (six solo), and his first career sack against Baltimore, 11/17. . . made the second start of his career and finished with five tackles and a fumble recovery vs. St. Louis, 9/8. . . set up a first quarter touchdown with a forced fumble at Pittsburgh, 12/15. . . played in both NFC Playoff games. **1995** — Played in 15 regular season games. . . was second on the team with 12 special teams tackles and added five stops from scrimmage. . . recorded three special teams tackles in the home-opener vs. Atlanta, 9/10. . . logged a season-high 24 plays from scrimmage at middle linebacker and produced two solo tackles and a pass defended at St. Louis 10/22. . . saw duty at linebacker and made two solo tackles at Miami 11/20. . . made a tackle on special teams in the NFC Divisional Playoff vs. Green Bay 1/6. **1994** — Played 16 games and posted 22 total tackles. . . made a team-high 16 special teams stops. . . credited with three special teams hits at Washington 11/6. . . recorded two tackles and a pass defended from scrimmage vs. Atlanta 12/4. . . contributed three solo tackles and one special teams stop in the Divisional Playoff against Chicago 1/7. . . credited with a special teams stop against San Diego in Super Bowl XXIX 1/29.

COLLEGE: Started every game of his college career (48 games) at Syracuse, earning honorable mention All-America and first-team All-Big East Conference honors as a junior and senior, after receiving second-team honors his first two years. . . finished his career ranked third in school history with 21 sacks. . . played both nose guard and middle linebacker at various times during his collegiate playing days. . . earned a bachelor's degree in sociology.

PERSONAL: Attended Harrisburg High, where he was an all-state offensive guard and a second-team selection as a linebacker. . . also lettered in basketball. . . single. . . splits his time between Santa Clara, CA and Harrisburg, PA. . . full name is Kevin Danyelle Mitchell.

GAMES STARTED/PLAYED: (1994, 0/16); (1995, 0/15); (1996, 3/12); (1997, 0/16). Totals 3/59.

PLAYOFF GAMES STARTED/PLAYED: (1994, 0/3); (1995, 0/1); (1996, 0/2); (1997, 0/2). Totals 0/8.

	TACKLES			SACKS	
	Tkl	Asst.	Tot.	No.	Yards Lost
1994 (San Francisco)	19	3	22	0	0
1995 (San Francisco)	12	3	15	0	0
1996 (San Francisco)	24	7	31	1	9
1997 (San Francisco)	24	16	40	0	0
Totals	79	29	108	1	9


Playoffs

	TACKLES			SACKS	
	Tkl	Asst.	Tot.	No.	Yards Lost
1994	5	0	5	0	0
1995	1	0	1	0	0
1996	0	0	0	0	0
1997	0	0	0	0	0
Totals	6	0	6	0	0

Additional Stats: Passes Defensed (6): 1994, 1; 1995, 1; 1996, 1; 1997, 3. Forced Fumbles (2): 1996, 1; 1997, 1. Special Teams Tackles: 1994 (16), (2); 1995 (12), (1); 1996 (8); 1997 (29) (3)

Career Highs

Tackles: 9, vs. Baltimore, 11/17/96
Solo Tackles: 6, vs. Baltimore, 11/17/96
Sacks: 1, vs. Baltimore, 11/17/96
Yards Lost: 9, vs. Baltimore, 11/17/96



25

ALEX MOLDEN

Cornerback Year With Saints: 3 Year in NFL: 3
Ht: 5-10 Wt: 190 College: Oregon
Born: August 4, 1973 at Detroit, Michigan
Joined Saints: Draft Choice No. 1, 1996



PRO: The selection of Alex Molden represented the first time in their 31-year history that the Saints have chosen a defensive back in the first round. Molden is just the second player that the Saints have selected from Oregon. Molden was the first defensive back selected in the draft, with the 11th overall selection. A superior athlete with excellent speed, leaping ability and instincts, Molden excels in bump-and-run technique. Contract runs through 2002 with no option. **1997** — In his first year as a full-time starter, started 15 of 16 games at the left cornerback. . . tackle total of 69 (57 solo) was good for fourth on the squad. . . took advantage of the Saints' blitz scheme, as he led all NFC cornerbacks with four QB sacks (36 yards lost). . . led the Saints with 13 passes defensed. . . also forced three fumbles and recovered two others, which tied for first on the team. . . Molden posted his first sack of the season (four yards) in the opener at St. Louis, 8/31, along with three tackles and three passes defensed. . . had six tackles in games at San Francisco, 9/14 (five solo), when he also forced a fumble and recovered another, and vs. Detroit, 9/21 (four solo), when he also had two passes defensed. . . posted his second sack of the season the following week at NY Giants, 9/28 (14 yards), as part of his five tackle (four solo), one pass defensed and one forced fumble day. . . had eight tackles (seven solo) vs. Carolina, 10/19 with one pass defensed. . . had another sack (nine yards) at Oakland, 11/9, and a career-high 10 tackles (all solo) and a nine-yard sack at Carolina, 11/30. . . posted his third forced fumble of the season vs. St. Louis, 12/7. **1996** — Was inactive for each of the first two games with a sprained ankle sustained in the final preseason game. . . served as the nickel back each of the final 14 games, which included two starts. . . was credited with 21 total tackles, 17 of them solo. . . tied for third on the team with two interceptions, which are the most by a Saints rookie since 1991. . . recorded two sacks for 27 yards lost, and three passes defensed on the year. . . also recorded two tackles on special teams. . . at Atlanta 11/17, registered six tackles, all solo, and the first interception of his career. . . at St. Louis 12/21, registered four tackles, including his only two sacks of the year.

COLLEGE: Started 10 games at cornerback his senior season and registered 44 tackles, three INTs and nine passes defensed. . . was named a first-team All-Pac 10 choice and a second-team All-America. . . was coached his senior season by former Dallas Cowboys defensive back Charlie Waters, who was Oregon's defensive coordinator/secondary coach. . . played in the East-West Shrine Game. . . opened 42 of 44 games in his four-year career, all at left cornerback. . . posted 189 tackles, 10 interceptions and 55 passes defensed. . . his first three years at Oregon, was coached by former St. Louis head coach Rich Brooks. . . was a first-team all-conference pick as a junior when he was credited with a career-high 51 tackles, three INTs and 16 passes defensed. . . sustained torn knee ligaments in the Independence Bowl following his freshman year. . . was a Freshman All-America selection in 1992. . . majored in Psychology and is near completion of his degree requirements.

PERSONAL: Was an All-State Class 5A first-team pick at Sierra High School in Colorado Springs, Colorado. . . in addition to playing defensive back, also saw action at tailback and as a punt returner. . . while in high school attended a summer football camp in Greeley, Colorado run by Sam Pagano, father of former Saints defensive

assistant John Pagano. . . as a junior in high school, was named MVP of the camp. . . off the field likes to read, bowl and play chess. . . donated \$5,000 to Boys and Girls Club of New Orleans and \$5,000 to his hometown Boys and Girls Club in Colorado. . . also contributes \$1,000 per interception to both clubs. . . single. . . full name is Alex M. Molden.

GAMES STARTED/PLAYED: (1996, 2/14); (1997, 15/16). Totals 17/30.

Year	TACKLES			INTERCEPTIONS			
	Tkl	Asst	Tot.	No.	Yds.	LG	TD
1996	17	4	21	2	2	2	0
1997	57	11	68	0	0	0	0
Totals	74	15	89	2	2	2	0

Additional Stats: Sacks (6): 1996, 2-27 yards lost; 1997, 4-36 yards lost. Passed defensed (16): 1996, 3; 1997, 13. Forced Fumbles (3): 1997, 3. Fumbles Recovered (2): 1997, 2.

Career Highs

Tackles: 10, at Carolina, 11/30/97
Solo Tackles: 10, at Carolina, 11/30/97
Interceptions: 1, twice (at Atlanta, 11/17/96; at NY Giants, 12/15/96)
Yards on Interceptions: 2, at NY Giants, 12/15/96
Long Return: 2, at NY Giants, 12/15/96



65

CHRIS NAEOLE

Guard Year With Saints: 2 Year in NFL: 2
Ht: 6-3 Wt: 313 College: Colorado
Born: December 25, 1974 at Kailua, Hawaii
Joined Saints: Draft Choice No. 1, 1997




PRO: The selection of Chris Naeole with the 10th overall selection represents the first time that a guard has been drafted in the top 10 since 1983 (Chris Hinton, no. 4 - Denver; Bruce Matthews, no. 9 - Houston). It also represents the earliest that the Saints have selected a guard since 1972 (Royce Smith, Georgia, no. 8 overall). It also represents just the fourth time in the Saints' 31-year history that a guard was selected in the first round (John Shinnors, Xavier, 1969; Royce Smith, Georgia, 1972; Kurt Schumacher, Ohio State, 1975). Naeole is just the fourth player from Colorado ever selected by the Saints, and the first since 1980 (T. Stan Brock). Naeole was selected with a choice obtained from the Oakland Raiders in exchange of draft choices. Regarded as one of the nation's best trap blockers, possesses excellent speed and power. Contract runs through 2001 with no option. **1997** — Following a knee injury during training camp that sidelined him until after the start of the regular season, Naeole was inactive for the first contest of the season. . . saw limited action at right guard vs. San Diego, 9/7, at San Francisco, 9/14, at Detroit, 9/21, and at NY Giants, 9/28. . . sustained an ankle injury in the Giants contest, and was inactive at Chicago, 10/5, and vs. Atlanta, 10/12, before being placed on I/R, 10/17.

COLLEGE: Recorded 58 knockdowns with 30 downfield blocks and 16 touchdown-resulting blocks as a fifth-year senior at Colorado. . . participated in 760 plays, allowing no sacks and only one pressure after starting all 11 games at right guard. . . was the recipient of the John Mack Award, given to the Most Outstanding Offensive Player on the team. . . was also All-American first-team selection by The NFL Draft Report, Football News, Associated Press, American Football Coaches Association and Walter Camp, adding second-team honors from The Sporting News. . . All-Big Twelve Conference first-team pick. . . as a junior, was an All-American second-team selection by The NFL Draft Report. . . unanimous All-Big Eight Conference first-team pick after starting every game at right guard. . . on the field for 688 plays as he allowed only two pressures while not giving up a sack for a team ranked sixth in the nation, averaging 486.6 yards per game in total offense and eighth in passing offense (297.2 yards/game). . . as a sophomore, was an Associated Press All-Big Eight Conference second-team selection after starting every game at right guard, participating in a team-high 726 plays, allowing only one sack and three QB pressures. . . as a freshman, saw action in eight games, at both the guard and tackle positions. . . redshirted as a freshman. . . graduated with a 3.0 GPA in sociology. . .

PERSONAL: Was an All-America first-team selection by Tom Lemming's Prep Football Report, adding second-team accolades from Blue Chip Report and honorable mention from USA Today as a senior at Kahuka (Kaaava, Ha.) High. . . All-Far West pick by Super Prep Magazine. . . two-way tackle, making 56 tackles with five sacks,

eight passes deflected, four forced fumbles and three fumble recoveries his senior year. . . earned two letters in football and one in wrestling. . . twice named to the school's honor roll. . . graduated with a 3.0 average. . . married (Tara) with a daughter (Azure Ke'alahilani) and a son (Christian Kaiwikani). . . full name is Chris Kealoha Naeole.

GAMES STARTED/PLAYED: (1997, 0/4). Totals 0/4.



83

KEITH POOLE

Wide Receiver Year With Saints: 2 Year in NFL: 2
Ht: 6-0 Wt: 188 College: Arizona State
Born: June 18, 1974 at San Jose, California
Joined Saints: Draft Choice No. 4b, 1997



PRO: Was selected by the Saints in the fourth round of the 1997 NFL Draft (116th overall), with the second of their selections in that round. Promising young player with toughness and good hands. Contract runs through 1999 with no option. **1997** — Saw limited action in his rookie campaign, seeing action in three games on the year. . . was inactive for games 1-11, and game 13. . . saw first action of NFL career at Atlanta, 11/23, but had no stats. . . did not play in game 14, but responded with a 49-yard grab vs. Arizona, 12/14, his first NFL reception the following week. . . in the season finale at Kansas City, 12/21, marked the first time all season that a Saints' receiver had two touchdown receptions in the same game, hauling in a 32-yard score and a 14-yarder, as part of his three reception, 49-yard effort. . . also posted one special teams tackle on the year.

COLLEGE: Had at least one reception in the Sun Devils' last 33 games. . . left Arizona State tied with Doug Allen (1981-84) on the Sun Devils' career-record chart with 25 touchdown receptions. . . his 139 receptions rank fourth and 2,681 yards receiving ranked third in Sun Devil annals. . . in 1996 was an All-PAC 10 Conference first-team pick after hauling in 46 passes for 857 yards (18.6 avg.) and 11 TDs in 10 starts at flanker. . . was a semi-finalist for the Biletnikoff Award, given to the nation's top receiver. . . reception total ranked him fourth in the PAC-10. . . yardage total was good for second in the PAC-10. . . was an All-PAC 10 Conference first-team pick in 1995, ranking second in the conference and 14th in the nation with an average of 94.18 yards receiving per game. . . fourth in the PAC 10 with 55 receptions, good for 1,036 yards (18.8 avg.) and seven TDs. . . ranked third on the team in 1994 with 31 catches for 669 yards (21.6 avg.) and led the squad with six touchdowns. . . lined up at slotback in 1993 as he made seven receptions for 199 yards (17.0 avg.) and a touchdown. . . red-shirted in 1992. . . majored in family resources and human development.

PERSONAL: Was a two-time All-North Yosemite League selection, adding All-American honorable mention, All-Northern California, All-Valley and All-State first-team as a senior during his three-year career at Clovis (Cal.) High. . . team captain, catching 61 passes for 1,708 yards (28.0 avg.) with 23 touchdowns and set a state record with 373 yards receiving in one game as a senior. . . hauled in 34 passes for 884 yards (28.5 avg.) and 13 scores as a junior. . . also lettered in baseball, finishing 15th in the league in batting average. . . full name is Keith Robert Strohmaier Poole.

GAMES STARTED/PLAYED: (1997, 0/3)



77

WILLIAM ROAF

Tackle Year With Saints: 6 Year in NFL: 6
Ht: 6-5 Wt: 300 College: Louisiana Tech
Born: April 18, 1970 at Pine Bluff, Arkansas
Joined Saints: Draft Choice No. 1a, 1993



PRO: Selected by the Saints in the first round (8th player overall, 1st offensive lineman) of the 1993 draft with a choice obtained from Detroit for LB Pat Swilling. Is the first player from a Louisiana college ever taken by the Saints in the first round, and the first player the Saints have ever drafted from Louisiana Tech. Possesses excellent combination of size, strength and quickness. After playing all year at right tackle in his rookie season, was moved to the left side in 1994. Has evolved into one of the best tackles in the league. From 1993-96, had a string of 57 consecutive games in which he started, which ran through the ninth game of 1996. Contract runs through 2003 with no option. **1997** — Made his fourth consecutive trip to the Pro Bowl, as a starter, making him only the fourth Saints player to be selected to that many consecutive games. . . started all 16 contests at the left tackle position, and participated in every offensive play for the fourth year of his NFL career. . . was one of only five offensive players to have started every game of the season. . . continued his dominance at left tackle as he

provided a stabilizing force to an offense that saw a variety of changes at quarterback and running back. . . also posted five tackles on the year following turnovers. **1996** — Made his third consecutive trip to the Pro Bowl after suffering a partial tear of the media collateral ligament in his knee against San Francisco 11/3. . . is the fifth Saint to be selected to the Pro Bowl three or more straight years. . . started each of the first nine games at left tackle and did not miss an offensive snap through the first eight. . . sustained a partial MCL tear. . . was inactive for three contests, games 10-12. . . overall, started all 13 games in which he played. . . against San Francisco 11/3, injury sustained ended a streak of 3,392 straight offensive plays in which Roaf had participated. . . had not missed a snap in his NFL career prior to that. . . against Houston 11/10, was declared inactive, ending a streak of 57 straight games in which he had played and started. . . streak was the longest of any Saints offensive player. **1995** — Made his second consecutive trip to the Pro Bowl, the first offensive lineman in team history to be voted more than once. . . started all 16 games at left tackle and was in for every offensive play. . . was selected to virtually every All-Pro team. . . was also the NFL Alumni Association's Offensive Lineman-of-the-Year. . . was awarded an offensive game ball in win over Carolina, 11/26. **1994** — Became just the fourth offensive lineman and first tackle in club history to be voted to the Pro Bowl. . . was a consensus first-team All-Pro choice, as well as the NFLPA's NFC Offensive Lineman-of-the-Year. . . started all 16 games at left tackle and did not miss an offensive snap for the second straight year. . . was awarded offensive game balls in wins vs. Atlanta 11/13, at Atlanta 12/11 and at Denver 12/24. **1993** — Started all 16 games at right tackle and did not miss an offensive snap. . . was one of only two linemen to open all 16 contests. . . was the first Saints rookie to start all 16 games since CB Robert Massey in 1989, and the first Saints rookie offensive lineman to open every regular season game since G Brad Edelman started all nine in 1982. . . was awarded an offensive game ball in win at Rams, 10/3, as Saints totaled 359 yards of total offense, including 154 on the ground (4.8 avg.). . . was voted to every all-rookie team.

COLLEGE: Was a finalist for the Outland Trophy his senior season, when he yielded just one sack in his only year at right tackle. . . was an All-Southern Independent choice as a junior when he started every game at left tackle, also started every contest at left tackle as a sophomore. . . was coached at Tech by former Eagles and Saints offensive lineman Pete Perot. . . played in the Hula Bowl and the East-West Shrine Game. . . majored in sociology.

PERSONAL: Was an all-district choice in football, and was the power forward on the basketball team at Pine Bluff (Arkansas) High School. . . ran for a touchdown on a tackle-eligible play in his senior year. . . father is a dentist in Pine Bluff, and mother is a member of the Arkansas State Supreme Court. . . as a seventh-grader, worked as a page in the Arkansas State Capitol in Little Rock for President Bill Clinton, then Governor of Arkansas. . . in 1997, purchased 40 season tickets for youth-at-risk in the New Orleans area, giving 400 local youth the opportunity to see the Saints in action. . . single. . . resides in Kenner. . . full name is William Layton Roaf.

GAMES STARTED/PLAYED: (1993, 16/16); (1994, 16/16); (1995, 16/16); (1996, 13/13); (1997, 16/16). Totals 77/77.



95

AUSTIN ROBBINS

Defensive Tackle Year With Saints: 3 Year in NFL: 5
Ht: 6-6 Wt: 290 College: North Carolina
Born: March 1, 1971 at Washington, D.C.
Joined Saints: Trade (Oakland), 1996



PRO: A young lineman with a great deal of strength. Acquired by the Saints from Oakland, 8/25/96, in exchange for an undisclosed draft choice. Originally the fourth-round draft choice of the Raiders in 1994 (120th overall). Contract runs through 1998 with no option. **1997** — Appeared in 12 contests on the year, and was inactive for four. . . had six tackles on the season (all solo) and a pass defended. . . had two tackles at NY Giants, 9/28, and two tackles at Atlanta, 11/23. **1996** — Appeared in 15 contests, including seven starts at right defensive tackle. . . was credited with 29 tackles, 22 solo, and a sack. . . at Cincinnati 9/15, saw most extensive action of the season, participating in more than 40% of the defensive plays. . . at St. Louis 12/21, recorded three tackles, including his first sack of the season. **1995** — Played in all 16 games with two starts along the defensive line. . . recorded 21 total tackles, two sacks (12 yards lost), a pair of fumble recoveries and a pass defended. . . returned a fumble six yards for his only pro touchdown in Oakland's 48-17 victory over Philadelphia, 9/24. **1994** — Appeared in each of the first two contests in his rookie season, and was credited with two tackles. . . was inactive for each of the final 14 games.

COLLEGE: Was a four-year letterman for the Tar Heels and an All-ACC pick as a senior when he tallied 48 tack-


les, including 10 for loss, and six sacks. . . was named UNC's Outstanding Defensive Lineman his sophomore season. . . started five contests as a redshirt freshman. . . posted 14 career sacks. . . played in the East-West All-Star Game following his senior year. . . majored in speech communications.

PERSONAL: Was an all-conference linebacker as a senior at Howard D. Woodson High School in Washington, D.C. . . was all-conference at defensive end his junior season. . . also played defensive tackle, offensive guard, offensive tackle and tight end. . . lettered three times in track where he performed the shot put and the discus. . . single. . . full name is Austin Dion Robbins.

GAMES STARTED/PLAYED: (1994, 0/2); (1995, 2/16); (1996, 7/15); (1997, 0/12). Totals: 9/45. Totals with Saints 7/27.

Year	TACKLES			No.	SACKS Yards Lost
	Tkl	Asst	Tot.		
1994 (Oak.)	2	0	2	None	
1995 (Oak.)	18	3	21	2	12
1996	22	7	29	1	2
1997	6	0	6	None	
Totals	48	10	58	3	14
Totals with Saints	28	7	35	1	2

Additional Stats: Fumbles Recovered (2): 1995, 2 - 1 returned for TD. Passes Defensed (2): 1995, 1; 1997, 1.



51

ANDRE ROYAL

Linebacker Year With Saints: 1 Year in NFL: 4
Ht: 6-2 Wt: 238 College: Alabama
Born: December 1, 1972 at North Port, Alabama
Joined Saints: Restricted Free Agent (Carolina), 1998



PRO: Was originally signed to Panthers practice squad as a free agent 8/30/95. Signed to the active roster 9/26/95. Signed to a free agent offer sheet by Saints 3/19/98, which Carolina declined to match. Contract runs through 2001 with no option. **1997** — Started 13 of the 16 games as inside linebacker and responded by ranking second on the team with five sacks and third with 107 tackles, in addition to three forced fumbles, a fumble recovery, four quarterback hurries, and six passes defensed. . . recorded nine tackles in first professional start vs. Washington 8/31. . . recorded eight tackles on a forced fumble at Atlanta 9/7. . . tied the Panthers team record with three sacks vs. San Diego 9/14. . . tallied career-high ten tackles vs. Kansas City, 9/21. . . against Atlanta 10/26, collected a game-high eight stops. . . vs. the Saints 11/30, registered a team-high nine tackles. **1996** — Played in all 16 games and led special teams unit with 26 tackles. . . along with a forced fumble on special teams, he also saw action in goal-line and dime situations on defense, tallying 12 stops. . . at Jacksonville 9/29, registered six tackles on defense. . . established a season high with three special teams tackles at Atlanta 11/3. . . forced a fumble that set up a field goal at San Francisco 12/8. . . matched season high with three special teams stops versus Baltimore 12/15. . . In the Divisional Playoff versus Dallas 1/5, he was credited with a quarterback hurry in addition to a special teams tackle. . . made one special teams tackle at Green Bay 1/12 in the NFC Championship. **1995** — Began the season on the practice squad before being signed to the active roster on 9/26. . . saw action in 12 games and registered 16 special teams tackles, ranking third on the team. . . led the team with four special teams tackles versus the Saints 10/22. . . tallied one solo tackle on defense and three tackles on special teams versus the New York Jets 10/15. . . recorded two special teams tackles at San Francisco 11/5, and St. Louis 11/12.

COLLEGE: Started seven games as a senior for the Crimson Tide in 1994, recording 43 tackles, two sacks and one quarterback pressure with two of his stops coming behind the line of scrimmage. . . included were a career-high seven tackles against LSU. . . as a junior in 1993, he registered 25 tackles, including four behind the line of scrimmage, and had three sacks. . . played in four games as a sophomore in 1992, and was credited with four tackles and a fumble recovery before sustaining a season-ending knee injury. . . was moved to outside linebacker after practicing in the secondary during his freshman year.

PERSONAL: Was an all-state linebacker at Tuscaloosa County (AL) High School, where he led his team in tackles with 151 as a senior and 140 in junior season. . . single. . . resides in Charlotte. . . full name is Andre Tierre

Royal.

GAMES STARTED/PLAYED: (1995, 0/12); (1996, 0/16); (1997, 13/16). Totals 13/44.
PLAYOFF GAMES STARTED/PLAYED: (1996, 0/2). Totals 0/2.

Year	TACKLES			No.	SACKS Yards Lost
	Tkl	Asst	Tot.		
1995 (Carolina.)	3	0	3	None	
1996 (Carolina)	11	1	12	None	
1997 (Carolina)	66	41	107	5	40
Totals	80	42	122	5	40

Playoffs

1996	0	0	0	None	
------	---	---	---	------	--

Additional Stats: Passes Defensed (7): 1996, 1; 1997, 6. Fumbles Recovered (1): 1997, 1. Forced Fumbles (4): 1996, 1; 1997, 3. Special Teams Tackles (46): 1995, 16; 1996, 26, 2; 1997, 2.

Career-Highs

Total Tackles: 10 vs. Kansas City, 9/21/97

Solo Tackles: 7 at San Diego, 9/14/97; vs. Kansas City 9/21/97

Sacks: 3 at San Diego, 9/14/97

Total Yards: 40, at San Diego, 9/14/97



3

MARK ROYALS

Punter Year With Saints: 2 Year in NFL: 10
Ht: 6-5 Wt: 215 College: Appalachian State
Born: June 22, 1965 at Hampton, Virginia
Joined Saints: Free Agent, 1997



PRO: Signed by the Saints 4/25/97. A steady and dependable punter, proved to be one of the best offseason acquisitions of 1997. Can also hold for kicks. Excellent placement punter who is willing to give up distance for accuracy. Led the NFL in punting average in 1997, with a 45.9-yard norm. Played in his 100th NFL contest during the 1996 season. Led the AFC in punts inside the 20 in 1993 and 1994. Led the NFL in that category in 1994. Ranks fourth on the Steelers' all-time list with 259 career punts. Has had only four punts blocked in 548 career punts (two were blocked in 1995 and one in 1996). Signed by the Lions as an unrestricted free agent in April, 1995. Was signed by the Steelers as a Plan B free agent in 1992. Started his career as a free agent with the Dallas Cowboys in 1986. Spent time in several training camps before winning a job in Tampa Bay in 1990. Contract runs through 1999 with no option. **1997** — Proved to be a valuable asset to the Saints, as he led the NFL with a franchise career and season-high 45.9-yard average on 88 punts (4,038 yards), marking the first time in franchise history that a Saints punter led the NFL. . . placed 21 punts inside-the-20, and had 13 touchbacks. . . net average for the season was 34.9-yard norm. . . was named NFC Special Teams Player of the Week for his efforts vs. Arizona, 12/14, when he booted six punts for 342 yards, a 57.0-yard average. . . he also had a season-best 66-yard punt in that contest. . . booted a season-high nine punts at Chicago, 10/5, for 398 yards (44.2-yard avg.), with two inside-the-20. . . punted eight times vs. San Francisco, 10/26 (379 yards, 47.9-yard avg.), and at Oakland (359 yards, 44.9-yard avg.), when he also pinned four punts inside-the-20. . . had a season-best net average of 44.0 vs. Detroit, when he punted twice for 110 yards, with a long of 61. **1996** — Played in his 100th NFL contest against Tampa Bay 9/8. . . punted 10 times against the Bucs, his highest total as a Lion. . . posted the best single season average of his career, 43.8, despite battling through injuries. . . placed 11 punts inside the 20-yard line, including one that went out at the two-yard line at Philadelphia, 9/15. . . boomed a season-high 60 yarder and averaged 49.7 on seven punts against Chicago, 9/22. . . averaged a season-high 49.8 yards and had a punt blocked for a safety against NY Giants, 10/27. **1995** — Booted a career-long 69-yarder at Minnesota, 9/10, and dropped three inside the 20 on the Vikings. . . against San Francisco 9/25, a Monday Night Football win for the Lions, averaged 48.0 yards per kick. . . averaged 54.0 yards on his two punts at Washington 10/22, the highest single-game total of his career. . . had his best game of the season at Atlanta 11/5, averaged 48.8 yards on six punts with one kick inside the 20 and no touchbacks. . . also had a 58-yarder go out of bounds at the Falcon one-yard line that was nullified by a penalty. **1994** — Led the NFL with 35 punts inside the 20. . . set Steelers' record with a career-high 97 punts, which led the AFC. . . averaged 46 yards per punt in nine punts with four inside the 20 against Cincinnati 10/16. . . also booted a 60-yarder against the

Bengals. . . tied his career high with 11 punts against Houston 11/6. . . dropped eight inside the 20. . . punted five times for 226 yards, a 45.2 yard average, including a career-long 64-yarder against the L.A. Raiders 11/27. . . averaged 44.4 yards per punt with a long boot of 55 yards in the AFC Championship Game against San Diego 1/15. **1993** — Set Steelers' record with 89 punts. . . had the fewest touchbacks in the AFC with three. . . led the conference with 28 punts inside the 20. . . boomed 22 punts of 50 yards or more. . . booted a season-long 61-yarder at Los Angeles Rams 9/12. . . had 13 punts inside the 20, with only one touchback in the first eight games, including three each in consecutive games at Atlanta 9/27, and against San Diego 10/10. . . earned AFC Special Teams Player of the Week honors for his performance against Buffalo 11/15. . . booted a 58-yarder and dropped three inside the 20 against the Bills. . . set a career-high with 11 punts against New England 11/5. **1992** — Finished the year with a 42.7-yard average, good for fifth in the AFC and 12th in the NFL. . . booted 14 punts over 50 yards. . . in the season opener at Houston 9/6, he had two 51-yard punts. . . averaged 48.0 yards per kick in five punts at Buffalo 11/8. . . totaled a season-high six punts three times, at San Diego 9/20, against Detroit 11/15, and against Minnesota 12/20. . . dropped two-of-three punts inside the 20 in a playoff game against Buffalo 1/9. **1991** — Broke Tampa Bay's team record with 22 punts inside the 20, which tied for fourth in the NFC. . . averaged 40.3 yards in 84 punts. . . averaged 44.6 yards in five punts against Chicago 9/8. . . punted six times for a season-high average of 46.8 yards per kick at New Orleans 10/20. **1990** — Beat out Chris Mohr in preseason to win job in Tampa Bay. . . broke Bucs' record with 16 punts fair caught. . . was named Bucs' special teams player of the game twice. . . earned the honors with a 51.7 average, with a career-long 62-yarder, in three punts against Dallas 10/21, and with a 46.0 average in six punts against New Orleans 11/11. **1989** — Signed with Miami as a free agent. . . was waived 8/28. **1988** — Was signed by St. Louis as a free agent. . . released 7/27. **1987** — Punted in one game each for St. Louis and Philadelphia as a strike replacement player. . . for the Cardinals, he punted at Washington 10/4, totaled 222 yards in six punts, with two inside the 20. . . with the Eagles, he punted against Green Bay 10/18, averaged 41.8 yards in five punts with a long of 48 and one inside the 20. **1986** — Signed by Dallas as an undrafted rookie. . . was released 8/8.

COLLEGE: Finished his college career holding six school records: most single game punting yards (512), single-season punting yards (3,529), career punting yards (9,670), single game punts (13), single season punts (85), and career punts (231). . . punted for three years, with a 42.0 average. . . was fourth in Division I-AA with a 41.5-yard average as a senior. . . earned All-Southern Conference honors in 1983, second-team in 1984-85, and honorable mention I-AA All-America in 1984-85. . . transferred to Appalachian State from Chowan (N.C.) Junior College. . . graduated with a degree in political science.

PERSONAL: Graduated from Mathews (Va.) High School. . . lettered in football and baseball. . . all-state selection in football and all-district centerfielder. . . has interest in broadcasting career after playing days are over. . . has worked at television stations in Tampa and Detroit during the season and the offseason. . . donated \$100 to the Boys and Girls Club of North Oakland County for every punt downed inside the 20-yard line. . . active in community with Project Bundle-Up and Boys and Girls Clubs. . . married (Kimberly) with a daughter (Brooke). . . full name is Mark Alan Royals.

GAMES PLAYED: (1987, 2); (1990, 16); (1991, 16); (1992, 16); (1993, 16); (1994, 16); (1995, 16); (1996, 16); (1997, 16). Totals: 130. Totals with Saints 16.

PLAYOFF GAMES PLAYED: (1992, 1); (1993, 1); (1994, 2); (1995, 1). Totals 5.

	PUNTING							
Year	No.	Yds.	Avg.	Net	TB	IN20	LG	BK
1987 (Phi./St.L)	11	431	39.2	23.3	1	3	48	0
1990 (Tampa Bay)	72	2902	40.3	34.0	5	8	62	0
1991 (Tampa Bay)	84	3389	40.3	32.3	6	22	56	0
1992 (Pittsburgh)	73	3119	42.7	35.6	9	22	58	1
1993 (Pittsburgh)	89	3781	42.5	34.2	3	28	61	0
1994 (Pittsburgh)	97	3849	39.7	35.7	6	35	64	0
1995 (Detroit)	57	2393	42.0	31.0	6	15	69	2
1996 (Detroit)	69	3020	43.8	33.4	8	11	60	1
1997	88	4038	45.9	34.8	13	21	66	0
Totals	640	26922	42.1	33.9	57	165	69	4

Playoffs	No.	Yds.	Avg.	Net	TB	IN20	LG	BK
1992 (Pittsburgh)	3	112	37.3	30.7	1	2	44	0
1993 (Pittsburgh)	6	268	44.7	35.3	1	1	51	0
1994 (Pittsburgh)	10	413	41.3	29.1	4	2	55	0
1995 (Detroit)	5	187	37.4	34.8	0	1	48	0
Totals	24	980	40.8	32.5	6	6	55	0

Career-Highs

Punts: 11, vs. New England, 11/5/93; vs. Houston, 11/16/94

Average: 57.0 vs. Arizona, 12/14/97

Long Punt: 69 at Minnesota, 9/10/95

Inside-the-20: 8 vs. Houston, 11/16/94



99

PIO SAGAPOLUTELE

Defensive Tackle Year With Saints: 2 Year in NFL: 8

Ht: 6-6 Wt: 297 College: San Diego State

Born: November 28, 1969 at American Samoa

Joined Saints: Unrestricted Free Agent (New England), 1997



PRO: Signed as a free agent with the Saints, 7/21/97. Spent 1996 season with the New England Patriots after being signed by them 3/20/96. Was with the Cleveland Browns, 1991-95. Was originally drafted by the Cleveland Browns in the fourth round (85th overall) in the 1991 NFL draft. Has tremendous size and strength. Contract runs through 1999 with no option. **1997** — Saw action in 14 games on the year, starting 13 at right defensive tackle. . . finished the year with 35 tackles (24 solo) and two sacks (10 yards lost). . . opened the first 10 contests of the season, but did not start vs. Seattle, 11/16, as the defense opened in a dime formation. . . started the following week at Atlanta, 11/23, and games 14-15. . . was inactive at Carolina, 11/30 and at Kansas City, 12/21. . . had a season-high five tackles (three solo) at NY Giants, 9/28, including an eight-yard sack. . . posted his second sack the following week, at Chicago, for a two-yard loss. . . had four tackles on four occasions on the season, vs. San Diego, 9/7 (two solo), vs. Atlanta, 10/12 (all solo), at Atlanta, 11/23 (two solo), and vs. St. Louis, 12/7 (two solo). **1996** — Registered 28 total tackles (20 solo) and three sacks in 15 games. Started 10 games at RDT. In the playoffs, totaled 6 tackles (4 solo). **1995** — Started 3 of 15 games for the Browns at LDT. Finished the season with a career-high 33 total tackles (12 solo), nearly equaling his career total of 37 entering the season. **1994** — He received limited playing time in 11 games and finished the season with 11 tackles (5 solo) and a pass defended. **1993** — Played in eight games and totaled 6 tackles. **1992** — Received limited playing time in 14 games and totaled 6 tackles for the season. **1991** — Started 8 of 15 games as a rookie, but finished the season with 14 tackles, including 1.5 sacks and two passes defended. Was selected to Pro Football Weekly's All-Rookie team. Made his NFL starting debut at LDE at San Diego (10/20) and recorded an 8-yard sack among his four tackles on the day.

COLLEGE: Sagapolutele was a three-year starter and an All-WAC selection at San Diego State. . . selected to play in the Hula Bowl and Blue-Gray All-Star games. . . recorded 30 tackles (18 solo), including 2 sacks, 6 tackles for losses, 1 caused fumble and 3 passes defended as a senior. . . his junior year, he totaled 44 tackles (17 solo) with 3.5 sacks and 9 tackles for a loss.

PERSONAL: Earned first-team all-state honors while starring at Maryknoll High in Honolulu, Hawaii. . . earned three letters in football and received All-Interscholastic League honors in both his junior and senior seasons. . . he plans to return to Hawaii after his playing career and volunteer his time working with low income families. . . full name is Pio Alike Sagapolutele. . . was born in American Samoa but attended high school in Hawaii.

GAMES STARTED/PLAYED: (1991, 8/15); (1992, 0/14); (1993, 0/8); (1994, 0/11); (1995, 3/15); (1996, 10/15); (1997, 13/14). Totals 34/92. Totals with Saints, 13/14.

PLAYOFF GAMES STARTED/PLAYED: (1996, 3/3).

Year	TACKLES			No.	SACKS
	Tkl	Asst	Tot.		Yards Lost
1991 (Cleveland)	8	6	14	1.5	8
1992 (Cleveland)	4	2	6	None	
1993 (Cleveland)	3	3	6	None	
1994 (Cleveland)	5	6	11	None	
1995 (Cleveland)	12	21	33	0.5	0.5
1996 (New England)	20	8	28	3	14
1997	24	11	35	2	10
Totals	76	57	133	7	32.5

Playoffs

1996 4 2 6 None

Additional Stats: Passes Defensed (4): 1991, 2; 1992, 1; 1994, 1. Blocked Kicks: 1992, 1 (field goal, at Detroit, 12/13/92)


Career-Highs

Total Tackles: 6, twice (vs. Miami, 11/3/96; vs. Buffalo, 10/27/96)

Solo Tackles: 4, three times (not including unavailable Cleveland stats)

Sacks: 1, six times (most recently at NY Giants, 9/28/97; at Chicago, 10/5/97)

Total Yards: 8, twice (at San Diego, 10/20/91; at NY Giants, 9/28/97)



85

NICKY SAVOIE

Tight End Year With Saints: 2 Year in NFL: 2

Ht: 6-5 Wt: 253 College: LSU

Born: September 21, 1973 at Cut Off, Louisiana

Joined Saints: Draft Choice No. 6, 1997



PRO: Was selected by the Saints in the sixth round of the 1997 NFL Draft (165th overall). An athletic pass catcher. Contract runs through 1998 with no option. **1997** — Saw action in one game on the year, at Carolina, 11/30, when he caught one pass for 14 yards. . . was inactive for the games 1-8. . . dressed, but did not play in game nine, vs. San Francisco, 10/26, game 12, at Atlanta, 11/23, and game 16 at Kansas City, 12/21. . . was inactive for games 10-11 and games 14-15.

COLLEGE: in 1996, was named a Super Sleeper Team pick by The NFL Draft Report. . . started the final 10 games at H-back, catching 15 passes for 209 yards (13.9 avg.). . . started seven games, seeing action in all 10 in 1995, catching seven passes for 61 yards and three TDs. . . his first reception as a Tiger was a 4-yard touchdown grab in a 12-6 decision over Auburn. . . was a standout quarterback at Gulf Coast Junior College in 1994 garnering second-team All-Mississippi Junior College honors in 1994. . . completed 106 of 210 passes (50.5%) for 1,449 yards and eight touchdowns. . . added 285 yards and three scores on the ground. . . played in the Mississippi Junior College All-Star Game. . . while at LSU, majored in kinesiology. . .

PERSONAL: Was an All-Conference selection at South LaFourche (La.) High. . . single. . . full name is Nicky John Savoie.



5

HEATH SHULER

Quarterback Year With Saints: 2 Year in NFL: 5

Ht: 6-2 Wt: 216 College: Tennessee

Born: December 21, 1971 at Bryson City, North Carolina

Joined Saints: Trade (Washington), 1997



PRO: Acquired from the Redskins for a fifth-round draft choice in 1997 and a third-round in 1998 on 4/17/97. Shuler was selected by Washington with the third overall pick of the 1994 NFL Draft. An athletic quarterback with a strong arm and good mobility. Contract runs through 2000 with no option. **1997** — Participated in 10 games on the year, starting nine. . . did not play in one contest. . . completed 106 of 203 (52.2%) for 1,288 yards, with two touchdowns and 14 interceptions. . . also had 38 yards rushing on 22 carries (1.7 avg.), with one touchdown. . . completed 20 passes on a career-high 38 attempts for 194 yards, with three INTs vs. San Diego, 9/7.

. . . completed 15 of 21 passes for 202 yards and one touchdown, with another touchdown rushing in Saints first victory of 1998 season, vs. Detroit, 9/21. . . completed 16 of 31 passes for 203 yards the following week at NY Giants, 9/28, with one interception. . . completed the longest scoring pass in Saints history, an 89-yard toss to WR Randal Hill, at Chicago, 10/5, to win the game for New Orleans. . . in victory at Oakland, 11/9, completed career-high 21 passes of his 34 attempts for 181 yards, with one interception. . . was placed on I/R, 11/19 with crushed sesamoid bones in his foot. **1996** — Took one snap in the third quarter against San Francisco 11/24. **1995** — Was frustrated by injuries that limited him to five starts on the season. . . Redskins posted a 3-2 record during that time. . . completed 66 of 125 with three touchdowns and seven interceptions. . . completed 58 of his final 104 passes for 664 yards, three TDs and only two interceptions. . . started the season opener against Arizona 9/3, but suffered a grade-one sprain of the AC joint in his right shoulder on a hit by Clyde Simmons in the second quarter. . . returned to the field late in a loss to the Chiefs 11/5. . . at Dallas 12/3, became the youngest quarterback to beat the Cowboys, since 23-year old Jim Everett did it in 1986. . . two weeks later his season was cut short at St. Louis 12/17, when he suffered a broken right fifth finger on the final offensive play of the first half. **1994** — Shuler became the first rookie to start at QB for the Redskins since Norm Snead in 1961. . . over the final month of the regular season, no other quarterback in the NFC East threw more touchdown passes or had more passing yards than Shuler. . . his 914 passing yards and six TDs were tops and fourth best among NFC quarterbacks. . . in back to back games, threw for 278 yards at Tampa Bay 12/4, and 286 at Arizona 12/11. . . the only other active quarterback who threw for 275 or more yards in consecutive weeks was John Elway in 1983. . . also marked the third and fourth best rookie passing games in Redskins history. . . set a Redskins rookie record averaging 190 yards per start, breaking Norm Snead's mark of 167 yards per start set in 1961. . . his 4.6 interception percentage was the best mark ever by a Redskins rookie QB. . . became only the second rookie in NFL history to throw two touchdown passes of more than 75 yards in the same game (Jacky Lee, Houston), with an 81-yarder and a 77-yarder at Tampa Bay 12/4.

COLLEGE: Shuler finished second in the balloting for the Heisman Trophy. . . in just two seasons as a starter for the Volunteers, left Tennessee third on the school's all-time passing list with 4,088 yards and fourth on the all-time total offense chart (4,471). . . tied or broke six UT records including most TD passes in a game (five vs. Florida 1993), season (25 in 1993) and career (36). . . in 1993, he was a consensus second-team All-America and a first-team All-SEC. . . he was also named the SEC's Offensive Player of the Year and was honored by the Touchdown Club of Washington as the NCAA Back of the Year. . . threw 17 touchdown passes in the first five weeks of the 1993 season. . . set a school record against Duke 10/2, completing 16 of 18 passes for an 88.9% completion rate. . . as a sophomore, led the Volunteers to a 9-3 record and a Hall of Fame Bowl victory. . . was voted the game's MVP. . . rushed for 11 touchdowns on the season, the most ever by a Volunteer QB. . . majored in Marketing. . . carried a 3.88 GPA his last semester at Tennessee.

PERSONAL: Led Swain County (North Carolina) High School to a 40-5 record and three state championships. . . as a senior, was named first-team All-America by Parade Magazine and USA Today. . . he was also chosen I-A player of the year as a junior and senior and was first-team All-State defensive back as a two-year starter at safety. . . completed 389 of 695 for 7,684 yards and 74 TDs. . . also rushed for 2,530 yards and 30 TDs. . . high-jumped 6-9 to win the state championship. . . batted .390 as a starting catcher on the baseball team and played center on the basketball team. . . has been active in Boys and Girls Clubs both in college and in the pros. . . as a fifth-grader, his father challenged him to give up something he loved to test his mental discipline. They chose soft drinks and his father told him if he could go 25 years without one, he would give him \$1,000. Heath hasn't had one since. . . married (Nikol). . . full name is Joseph Heath Shuler.

GAMES STARTED/PLAYED: (1994, 8/11); (1995, 5/7); (1996, 0/1); (1997, 9/10). Totals: 22/29.

Year	PASSING						RUSHING			
	Att.	Comp.	Yds.	Int.	LG	TD	No.	Yds.	LG	TD
1994 (Wash.)	265	130	1658	12	81t	10	26	103	26	0
1995 (Wash.)	125	66	745	7	44	3	18	57	13	0
1996 (Wash.)	None						1	0	0	0
1997	203	106	1288	14	89t	2	22	38	8	1
Totals	593	302	3691	33	89t	15	67	198	26	1

Career-Highs

Attempts: 38, vs. San Diego, 9/7/97

Completions: 21, at Oakland, 11/9/97

Comp. Pct: 83%, vs. Seattle, 11/19/95 (10-12, 98 yards, 1 TD)

Yards Passing: 286, at Arizona, 12/11/94

Long Pass: 89t, at Chicago, 10/5/97
 TDs Passing: 2, at Philadelphia, 10/9/94; at Tampa Bay, 12/4/94; vs. Tampa Bay, 12/18/94
 Interceptions: 5, vs. Arizona, 10/16/94
 Rushes: 9, at Dallas, 12/3/95
 Yards Rushing: 38, at Arizona, 12/11/94
 Long Run: 26, at Arizona, 12/11/94



71

RICKY SIGLAR

Tackle Year With Saints: 2 Year in NFL: 7
 Ht: 6-7 Wt: 308 College: San Jose State
 Born: June 14, 1966 at Albuquerque, New Mexico
 Joined Saints: Free Agent, 1997




PRO: Began his pro career as a rookie free agent in Dallas' training camp, but was released prior to the start of the regular season. Spent most of the 1989 season on the 49ers' developmental squad, joining it on 9/20. Spent 1990 on San Francisco's active roster for all 16 games and both playoff games. Was in the 49ers' training camp in 1991 and 1992, but was waived both times. Joined Kansas City in the spring of 1993, and played there through 1996. A talented, athletic offensive tackle, he has appeared in 78 NFL games, starting 50 of them, including 49 of the last 63 at right tackle for the Chiefs. Signed with the Saints 6/13/97. Contract runs through 1998 with no option. **1997** — Saw action in all 16 games on the year, starting one. . . lone start of the season came vs. San Francisco, 10/26, when he opened the contest at right tackle. . . saw action at right tackle in the first four contests of the year. . . saw action at right tackle vs. Carolina, 10/19, and at Oakland, 11/9. . . remainder of action on the year came on special teams. **1996** — Started all 16 games at right tackle. . . was Chiefs' starting RT vs. Green Bay, 11/10, limiting Reggie White to one tackle and no sacks on the day. Was part of a line that paved the way for the NFL's second-ranked rushing attack (132.2 yds/gm). . . OL permitted just 48 sacks past two seasons, which ranked fourth in the NFL. **1995** — Saw action in all 16 regular season contests, starting the final 12 at right tackle. . . was part of a Chiefs' rushing attack that saw their rushing average jump over 30 yards per game from 1994, averaging 138.9 yards per game, tops in the NFL. . . was part of an offensive line that allowed an AFC-low 21 sacks, which ranked as the second fewest in franchise history and third-lowest in the NFL. **1994** — Started the first five games of the season at right tackle, and games 10-12 at right tackle. . . played in all 16 games plus the playoff contest. **1993** — Joined the club in the spring of 1993, earning the starting right tackle position by the end of training camp. . . started all 14 regular-season contests that he played in. . . missed two games with injuries. . . started all three playoff games. . . part of an offensive line that allowed just six sacks over the final six regular season games. **1992** — Was in San Francisco's training camp, but was waived during preseason. **1991** — Went to camp with the 49ers, but was waived during the pre-season. **1990** — Played in all 16 games for San Francisco and both playoff games, seeing most of his action on special teams. **1989** — Spent most of the season on the 49ers' developmental squad, joining it on 9/20. . . began his pro career as a rookie free agent in Dallas' training camp, but was released before the start of the regular season.

COLLEGE: Was a two-year letter winner at San Jose State (1986-87) after transferring from Arizona Western Junior College, where he played during the 1984-85 seasons.

PERSONAL: Prepped at Manzano High School in Albuquerque, New Mexico. . . worked in the Santa Clara County Juvenile Probation Department in 1988. . . married (Janice), with a son (Jovante O'Neill). . . full name is Ricky Allan Siglar.

GAMES STARTED/PLAYED: (1990, 0/16); (1993, 14/14); (1994, 8/16); (1995, 12/16); (1996, 16/16); (1997, 1/16). Totals - 51/94. Totals with Saints 1/16.

PLAYOFF GAMES STARTED/PLAYED: (1990, 0/2); (1993, 3/3); (1994, 0/1); (1995, 1/1). Totals: 4/7.



91

BRADY SMITH

Defensive End Year With Saints: 3 Year in NFL: 3
 Ht: 6-5 Wt: 260 College: Colorado State
 Born: June 5, 1973 at Royal Oak, Michigan
 Joined Saints: Draft Choice No. 3, 1996



PRO: Drafted by the Saints in the third round of the 1996 draft (70th overall), Smith was the first player from Colorado State ever drafted by the Saints. An aggressive pass rusher, he is a quick player with a non-stop motor. Contract runs through 1998 with no option. **1997** — Played in all 16 games, starting two at left defensive end. . . posted career-highs with 30 tackles on the year (22 solo), and five sacks for 42 yards, which was good for fifth on the team. . . started vs. Seattle, 11/16, and at Kansas City, 12/21. . . had a 12-yard sack vs. San Diego, 9/7. . . has a one-yard sack vs. San Francisco, 10/26, as part of a five-tackle game (three solo). . . had 1.5 sacks for 19 yards at Atlanta, 11/23, as part of career-high six tackle game (five solo). . . also had 1.5 sacks for 10 yards lost, as part of a four tackle game vs. Arizona, 12/14. **1996** — Played in all 16 games as both an end in base defense and in nickel. . . tallied 17 tackles (15 solo), including two sacks (21 yards lost). . . started four contests at open end. . . also recorded five stops on special teams, which tied for sixth on the team. . . against Carolina 9/8, as a sub, recorded two tackles (both solo), including the first sack of his NFL career (13 yards lost). . . started at open end against San Francisco 11/3, posted two tackles, including one of six sacks by the Saints.

COLLEGE: Finished his four-year career with the Rams with 128 tackles, including 42 for loss, and a school record 27 sacks. . . also forced five fumbles and broke up seven passes. . . was an All-WAC pick and the conference Defensive-Player-of-the-Year as a senior when he opened every game at right defensive end and recorded a career-high 65 tackles, including 19 for loss, a school-record 15 sacks and four forced fumbles. . . registered a career-best four sacks against BYU. . . played in the East-West Shrine Game. . . earned degree in Liberal Arts.

PERSONAL: Was an all-conference and all-area first-team choice as an outside linebacker at Barrington (Ill.) High School. . . was the team co-captain as a senior. . . also lettered in track, performing the discus and shot put. . . father, Steve, was a defensive end at the University of Michigan, 1963-65, and was a fifth-round draft choice of San Francisco in 1966. . . played nine years in the NFL with the 49ers (1966-67), Vikings (1968-70) and Eagles (1971-74). . . enjoys playing the guitar in his free time. . . single. . . full name is Brady McKay Smith.

GAMES STARTED/PLAYED: (1996, 4/16); (1997, 2/16). Totals: 6/32.

Year	TACKLES			SACKS	
	Tkl	Asst	Tot.	No.	Yards Lost
1996	20	2	22	2	21
1997	22	8	30	5	42
Totals	42	10	52	7	63


Additional Stats: Kickoff Returns: 2-14 yards.

Career-Highs

Total Tackles: 6, at Atlanta, 11/23/97
 Solo Tackles: 5, twice (at Carolina, 10/20/96; at Atlanta, 11/23/97)
 Sacks: 1.5, twice (at Atlanta, 11/23/97; vs. Arizona, 12/14/97)
 Total Yards: 19, at Atlanta, 11/23/97

TURNING POINT

For the Saints, one of the most telling statistics in determining the outcome of a game has been turnovers. Since 1988, including playoffs, the Saints have posted a record of 67-42 in games where they have turned the ball two or fewer times, and a 15-39 mark when they turned it over more than twice. During this same time, they are 40-67 when the defense has produced two turnovers or less, and 40-16 when they have forced more than two.



36

LAMAR SMITH

Defensive End Year With Saints: 1 Year in NFL: 5

Ht: 5-11 Wt: 218 College: Houston

Born: November 29, 1970 at Fort Wayne, Indiana

Joined Saints: Unrestricted Free Agent (Seattle), 1998



PRO: Signed with the Saints on 3/2/98 as an unrestricted free agent to a four-year, no option contract. Originally drafted by Seattle in the third round of the 1994 draft. Contract runs through 2001 with no option. **1997** — Played 12 games, starting two, at running back and missed four games with a broken ankle. . . led team with 54 rushing yards versus Denver, 9/7. . . led Seahawks with 76 yards on 12 carries with a 3-yard touchdown at Indianapolis, 9/14. . . led the team with 78 yards rushing and tied for a team-high with four receptions for 30 yards at Kansas City, 9/28. . . accounted for 75 yards from scrimmage (33 rushing, 42 receiving) versus Tennessee, 10/5. . . started Game 7 at St. Louis 10/19 but suffered a broken fibula in the first half. . . inactive for Games 8-11, including 11/16 contest against the Saints. . . led the team with 47 yards rushing on 12 carries and a touchdown at Baltimore, 12/7. **1996** — Played in all 16 games, starting two, while playing behind Chris Warren. . . tied for team lead in touchdowns with eight. . . his 680 rushing yards would have led six other teams. . . started for an injured Warren at Detroit and at Oakland. . . rushed for a career-best 148 yards on 33 carries with one touchdown versus the Lions, 11/17. . . ranked second in Seahawks history for rushes in a single game with 33. . . rushed 25 times for 87 yards and two touchdowns against the Raiders, 12/22 and 15 times for 90 yards against the Vikings, 11/10. . . scored the game-winning touchdown at Tampa Bay, 9/22, on a 14-yard run with 31 seconds left. . . successful on all three two-point conversion attempts. **1995** — Played 13 games as a reserve running back. . . inactive the first two weeks after spraining an angle in preseason finale versus San Francisco, 8/23. . . carried three times for 85 yards, including a team record 68-yard run at Arizona, 10/29. . . record lasted two games. . . carried 19 times for a career high 84 yards and caught one pass for 10 yards in a 30-28 win over the New York Giants, 11/5. **1994** — Played two games as a reserve. . . suffered a sprained ankle at San Francisco in the preseason finale, 8/26, and was inactive for the first three games. . . carried two times for -1 yards against Pittsburgh, 9/25, and saw action on special teams at Denver, 11/13. . . injured his back in a December 1 auto accident and finished the season on the non-football injury list.

COLLEGE: Two-year starter after transferring from junior college. . . team's leading rusher in both 1992 and 1993. . . gained 417 yards in 1993, despite playing only the first five games because of a shoulder injury. . . added 29 receptions for 205 yards, a 7.1 average, and three touchdowns. . . had two 100-yard rushing games, 119 on 20 carries against Michigan and 118 on 24 against Baylor. . . averaged a conference high 7.6 yards per carry in 1992, gaining 845 yards on 111 carries. . . had 30 receptions for 315 yards and two scores. . . surpassed 100 yards three times: 61 versus Texas Tech, 159 against Texas, and 101 versus Rice. . . finished his career with 1,262 yards on 207 attempts, a 6.1 yard average and 11 touchdowns. . . added 59 receptions for an 8.8 yard average, and 5 scores. . . attended Northeastern Oklahoma A&M Junior College. . . had 186 yards against Tyler College as a sophomore. . . majored in sports management.

PERSONAL: Attended South Side High School in Fort Wayne, Indiana, lettering in football and basketball. . . single.

GAMES STARTED/PLAYED: (1994, 0/2); (1995, 0/13); (1996, 2/16); (1997, 2/11). Totals 4/42.

Year	RUSHING					RECEIVING				
	No.	Yards	Avg.	LG	TD	No.	Yards	LG	TD	
1994 (Seattle)	2	-1	-.05	0	0	None				
1995 (Seattle)	36	215	6.0	68	0	1	10	10	0	
1996 (Seattle)	153	680	4.4	29	8	9	58	22	0	
1997 (Seattle)	91	392	4.3	35	2	23	183	22	0	
Totals	282	1287	4.6	68	10	33	251	22	0	


Additional Stats: Kickoff Returns (1995) - 1 for 20 yards, (1997) - 1 for 14 yards, Fumbles (5): 1995, 1, 1996, 4, Recovered fumbles (1), 1996, 1 for 0 yards. Two-point conversions (4): 1996, 3, 1997, 1.

Career-Highs

Rushes: 33, at Detroit 11/17/96

Most Yards: 148, at Detroit 11/17/96 (33 carries)

Long Run: 68, at Arizona 10/29/95
Touchdowns: 2, at Oakland 12/22/96
Longest Touchdown: 27, at Oakland 12/22/96
Receptions: 4, 3 different times
Receiving Yards: 42, vs. Tennessee 10/5/97 (4 receptions)
Long Reception: 22, 2 different times



41

WILLIAM STRONG

Cornerback Year With Saints: 3 Year in NFL: 3

Ht: 5-10 Wt: 191 College: North Carolina State

Born: November 3, 1971 at Chester, South Carolina

Joined Saints: Draft Choice No. 5, 1995




PRO: Was the 148th player selected in the 1995 draft. Assets include speed and athleticism. Left the team, 7/21/97, but was reinstated by the NFL, 2/3/98. Contract runs through 1998 with no option. **1997** — Was set to challenge for more playing time in his third season, but opted to be placed on the reserve/left squad list during training camp, 7/21. **1996** — Appeared in nine games, mostly on special teams. . . was inactive for four contests. . . had one tackle on defense and two on special teams. . . at Atlanta 12/8, saw action in dime sets on defense, and on special teams. . . had a tackle on defense and one on punt coverage. **1995** — Spent the first 13 weeks of the season on the practice squad. . . was signed to the 53-man roster for the final three games, did not see action in two, was inactive for another.

COLLEGE: Appeared in all 42 games in his career for the Wolfpack. . . was the starter at right cornerback in each of his final two years. . . was an honorable mention All-ACC pick as a senior. . . played all four positions in the defensive backfield, during which time he registered 169 tackles, six interceptions and 22 passes defended. . . was an Academic All-ACC choice as a sophomore in 1992. . . played in the Senior Bowl. . . earned degree in business management.

PERSONAL: Was an all-area, all-conference, all-region, All-Chester County and All-State selection as a senior at Lewisville (South Carolina) High School, where he was also a sprinter on the school's track squad. . . married (Ursula). . . lives in Kenner. . . full name is William Blake Strong.

GAMES STARTED/PLAYED: (1995, 0/0); (1996, 0/9); (1997, 0/0). Totals: 0/9.



90

JARED TOMICH

Defensive End Year With Saints: 2 Year in NFL: 2

Ht: 6-2 Wt: 258 College: Nebraska

Born: April 24, 1974 at St. John, Indiana

Joined Saints: Draft Choice No. 2b, 1997



PRO: Was the second of two second-round selections by the Saints in the 1997 NFL Draft (39th overall), with a choice obtained from the Oakland Raiders in exchange of draft choices. Is a superb pass rusher, with great intensity and drive. Contract runs through 1999 with no option. **1997** — Saw action in all 16 games on the year, starting one at left defensive end. . . registered 12 tackles on the year (11 solo), with one sack for seven yards and one pass defended. . . also posted two special teams tackles and recovered one fumble on special teams, vs. Carolina, 10/19. . . lone start came vs. Arizona, 12/14, when he made one solo and one assisted tackle on defense. . . best game of the season came at Atlanta, 11/23, when he posted a career-high five tackles (all solo), and one sack for seven yards. . . also had one tackle on special teams in that contest.

COLLEGE: Finished his career for the Cornhuskers with 91 tackles, including 26 for loss, and 16 sacks. . . also forced seven fumbles with three recoveries. . . was a first-team All-American selection by Walter Camp, earning second-team honors from the Associated Press. . . finalist for the Lombardi Award and the Bronko Nagurski Defensive Player of the Year trophy. . . All-Big Twelve Conference first-team pick. . . member of the College Football Association's Good Works team. . . started all season at left rush end, recording 41 tackles (16 solo) with five sacks for minus 26 yards and 10 stops for losses of 40 yards. . . caused four fumbles and was credited with 23 QB pressures. . . was an Associated Press All-American first-team choice, and a second-team Football News and a semi-finalist for that publication's National Defensive Player of the Year Award in 1995 after starting 10 games for the Huskers at left outside linebacker. . . was an All-Big Eight Conference first-team pick by the media. . . led the team with 10 sacks for minus 75 yards, 12 stops for losses of 79 yards and 24 QB pres-

sures. . . sack total is fourth on Nebraska's all-time list. . . earned a scholarship prior to 1994 season-opener, appearing in every game, registering 23 tackles (12 solo) with a 7-yard sack and four stops for losses. . . red-shirted in 1993 after sitting out 1992 as a walk-on. . . majored in communication studies. . .

PERSONAL: Was an All-State selection at defensive end in his senior year at Lake Central (St. John, Ind.) High. . . enjoys spending free time with his fiancé, Lisa. . . has a pet iguana (Phil) and a cat (Flea). . . has been active with volunteer work in the community during his time at Nebraska. . . full name is Jared James Tomich.

GAMES STARTED/PLAYED: (1997, 1/16).



81

GUNNARD TWYNER

Wide Receiver Year With Saints: 2 Year in NFL: 2

Ht: 5-10 Wt: 191 College: Western Illinois

Born: July 14, 1973 at Bettendorf, Iowa

Joined Saints: Free Agent, 1997



PRO: Was originally signed by the Cincinnati Bengals, 4/23/96, as a rookie free agent, was waived 8/21/96, and signed to the practice squad, 8/26, where he spent entire season. Was signed to the Saints practice squad, 10/17/97, and signed to the active roster, 12/12/97. A speedy wide receiver, is a good route runner. Contract runs through 1998 with no option. **1997** — Saw action in the final two games of the year, and had no offensive stats. . . had one tackle on special teams vs. Arizona, 12/14. . . saw limited action on offense at Kansas City, 12/21, and had no stats. **1996** — Spent entire season on the Bengals practice squad.

COLLEGE: Had 831 receiving yards as a senior, including 164-yard game on eight catches vs. SW Missouri State. . . left WIU with school-record 2,243 career receiving yards. . . scored a team-high eight touchdowns as a junior while compiling a career-best 852 yards. . . set WIU and Gateway Conference records with four touchdown catches in a game, vs. Buffalo in 1994. . . earned bachelor's degree in advertising from Western Illinois.

PERSONAL: Attended Pleasant Valley High School. . . resided in Sunrise, Florida during the offseason. . . single.

GAMES STARTED/PLAYED: (1997, 0/2). Totals with Saints 0/2.



66

MIKE VERSTEGEN

Guard/Tackle Year With Saints: 4 Year in NFL: 4

Ht: 6-6 Wt: 311 College: Wisconsin

Born: October 24, 1971 at Appleton, Wisconsin

Joined Saints: Draft Choice No. 3, 1995




PRO: Was chosen with the 75th pick in the 1995 draft, the 18th offensive lineman taken. Has the versatility to play either guard or tackle. With an offseason in the club's offseason strength and conditioning program, should challenge for greater playing time in 1997. Contract runs through 1998 with no option. **1997** — Played in 14 games on the year, and started games 1-8 at right guard, his first action at that position as a professional. . . dressed, but did not play for two contests, vs. San Francisco, 10/16 and vs. Arizona, 12/14. . . saw action on special teams at Oakland, 11/9. . . **1996** — Played in eight games, including four starts, three at right tackle. . . dressed but did not play in the other eight. . . saw first NFL action on offense, at left tackle in fourth quarter following departure of William Roaf with a sprained knee, against San Francisco 11/3. . . made first NFL start, at RT, a move necessitated by knee injury to William Roaf. . . did not miss an offensive snap. . . opened at RT at Atlanta 11/17, and at Tampa Bay 11/24, and played the entire contests. . . at St. Louis 12/21, started as a tackle-eligible as Saints' first play from scrimmage was first and goal from the one. . . also saw time as a reserve left guard. **1995** — Did not see action in his rookie season, was inactive for 13 games.

COLLEGE: Started each of his final three years for the Badgers, and finished his career with a string of 41 consecutive starts at left tackle. . . was an All-Big 10 honorable mention choice as a junior when he allowed just half a sack as Wisconsin captured the conference title and went on to defeat UCLA in the Rose Bowl. . . played in every contest as a freshman in 1991, and opened the final six matchups. . . earned second team Freshman All-America accolades. . . was originally recruited as a linebacker, but moved to the offensive line in his redshirt year of 1990. . . majored in agricultural business management.

PERSONAL: Was an all-region and all-conference pick as a senior at Kimberly (Wisconsin) High School, where he was an All-State choice as a defensive end his senior year. . . lettered twice in basketball and was a third baseman on the baseball team. . . was a U.S. Army Reserve Scholar Athlete and a member of the school's Honor Roll. . . married (Keri) with sons (Matthew Robert and Bret). . . family resides in Appleton, Wisconsin. . . full name is Mike Robert Verstegen.

GAMES STARTED/PLAYED: (1995, 0/0); (1996, 4/8); (1997, 8/14). Totals: 12/22.



26

MICKY WASHINGTON

Cornerback Year With Saints: 2 Year in NFL: 9

Ht: 5-9 Wt: 195 College: Texas A&M

Born: July 8, 1968 at Galveston, Texas

Joined Saints: Unrestricted Free Agent (Jacksonville), 1997



PRO: Agreed to contract terms with the Saints on 5/28/97. A savvy defender who scored the first defensive touchdown in Jacksonville Jaguars' history. Has scored two touchdowns last two seasons, one on an interception return, one on a blocked field goal return. Started every game in Jacksonville history, a streak of 35 straight. Has started 52 straight regular season contests dating back to 1993 when he was playing with Buffalo. Originally selected by the Phoenix Cardinals in the eighth round (199th pick overall) of the 1990 NFL Draft. Released by Cards 9/3/90, signed by Indianapolis Colts to practice squad 10/1/90. Signed by New England on 10/30/90 and spent 1990-91 on their roster. Was claimed on waivers by Pittsburgh 8/25/92, but was released six days later. Signed by the Redskins 11/18/92 and was released by them 12/16/92. Signed by Buffalo 3/23/93, spending the 1993-94 seasons with the Bills before being signed by Jacksonville 3/14/95. Contract runs through 1998 with an option. **1997** — Saw action in all 16 games on the season, starting two, one at left cornerback in place of injured Alex Molden, and one at nickel back. . . finished 10th on the squad with 45 tackles (40 solo). . . also had two interceptions for 30 yards, and broke up 10 passes, which was good for third on the team. . . also forced a fumble. . . posted two tackles on special teams. . . had seven tackles (all solo) vs. Detroit, 9/21, along with three passes defended. . . started vs. Atlanta, 10/12, and had three tackles (all solo). . . started at the nickel back position vs. Seattle, 11/19, and had his best game of the season, posting eight tackles (seven solo) and one pass defended. . . recorded one interception for no yards to go with his four tackles (all solo) vs. St. Louis, 12/7, and a 30-yard interception vs. Arizona, 12/14, to go with his five solo tackles and two passes defended. **1996** — Started all 16 regular season games and two playoff games at RCB. . . only playoff game he didn't start, the Jags were in goalline defense, but played the entire game. . . was fourth on the Jaguars with 74 tackles on the season (65 solo) and one interception. . . at New England, 9/22, recorded eight solo tackles, 2 passes defended. . . at New Orleans, 10/6, made 42nd consecutive start and 22nd as a Jaguar, becoming one of only two players to start all of first 22 games in Jaguars history, and only player to start every game at the same position. . . recorded five solo tackles. . . at St. Louis, 10/20, made 50th career start. . . vs. Cincinnati, 12/1, scored team's first touchdown on 65-yard return of blocked field goal try, giving Jaguars 7-0 lead before first offensive series. . . on Bengals' next possession, got first interception of the season and eighth of his career, setting up a FG for 10-0 lead. . . finished the game with five tackles (four solo), one INT, one TD, two passes defended, earning him a defensive game ball. . . at Houston, 12/8, made 50th consecutive start and 30th straight as a Jaguar, finishing with five solo tackles and one pass defended. . . also had a team-leading seven blocks on special teams. . . at Denver, 1/4, led all defensive backs with six solo tackles. **1995** — Started all 16 games at right cornerback and was one of only five defensive players to start every contest. . . scored team's only defensive touchdown of the season, and the first in franchise history at Cleveland, 10/22, on a 48-yard interception return. . . finished the season with 65 tackles. . . shared the team lead with two fumble recoveries. . . had a season-high seven tackles (six solo) vs. Seattle, 11/12. **1994** — Started all 16 games for the first time in his career. . . made 76 tackles, 1/2 sack and a career-high three interceptions, which ranked second on the team. . . set up a TD by forcing a fumble at New England, 9/11, and added seven tackles and a fumble recovery. . . made an interception and returned it 27 yards vs. Denver, 9/26. . . added one interception each at Chicago, 10/2, and vs. Green Bay, 11/2. **1993** — Played in all 16 games, starting two at midseason as the dime back, as well as the final four games of the regular season and all three in the postseason at left cornerback for James Williams. . . finished with 41 tackles and one interception, returned for a 27-yard touchdown, at Miami, 12/19. . . in the playoffs, he made 10 solo tackles on defense and recovered a fumble vs. Dallas in Super Bowl XXVIII. **1992** — Waived by the Patriots late in training camp and was claimed on waivers by Pittsburgh Aug. 25. . . Waived by the Steelers Aug. 31 but signed with Washington Nov. 18. . . played in three games with the Redskins before being waived Dec. 16. **1991** — Played in all 16 games for New England and finished with 66 tackles to rank seventh on the team. . . also made his first two career interceptions, one in his first start at Indianapolis, 9/1, and the second vs. Houston, 9/22. . . started four games, including two as the nickel back vs. Houston and Buffalo, 11/24. **1990** — Went to training camp with Phoenix until being waived 9/3. . . signed to

the Indianapolis Colts' practice squad 10/1 before joining New England's active roster 10/30. . . played in nine games for the Patriots, making seven defensive tackles and five special-team stops.

COLLEGE: A four-year letterman at Texas A&M who began his career as a running back, moving to defensive back as a sophomore. . . as a senior, he made 52 tackles and four sacks to earn All-Southwest Conference and honorable mention All-America honors. . . named to the first-team Associated Press All-Southwest Conference team as a junior. . . made two receptions for 14 yards along with five kickoff returns for 116 yards and two punt returns for 14 yards as a freshman. . . graduated in 1990 with a degree in Sociology.

PERSONAL: Attended West Brook Senior High in Beaumont (Texas). . . hosted the Mickey Washington Football Camp last June. . . cousin of Joe Washington, an NFL running back with four teams from 1977-85. . . single. . . makes offseason home in Beaumont. . . full name is Mickey Lin Washington.

GAMES STARTED/PLAYED: (1990, 0/9); (1991, 4/16); (1992, 0/3); (1993, 6/16); (1994, 16/16); (1995, 16/16); (1996, 16/16); (1997, 2/16). Totals 60/108. Totals with Saints 2/16.

PLAYOFF GAMES STARTED/PLAYED: (1993, 3/3); (1996, 2/3).

Year	TACKLES			No.	INTERCEPTIONS		
	Tkl	Asst	Tot.		Yards	LG	TD
1990 (N.E.)	4	3	7	None			
1991 (N.E.)	42	24	66	2	0	0	0
1992 (Wash.)	None			None			
1993 (Buffalo)	34	7	41	1	27	27t	1
1994 (Buffalo)	62	14	76	3	63	36	0
1995 (Jax.)	57	8	65	1	48	48t	1
1996 (Jax.)	65	9	74	1	10	10	0
1997	40	5	45	2	30	30	0
Totals	304	70	374	10	178	48t	2

Additional Stats: Passes Defensed (20): 1996, 10; 1997, 10. Fumbles Recovered (5): 1993, 2; 1994, 1; 1995, 2. Forced Fumbles (3): 1994, 1; 1995, 1, 1997, 1. Sacks: (1993, 0.5); (1994, 0.5).

Career Highs


Tackles: 12, vs. Minnesota, 10/20/91

Solo Tackles: 9, vs. Minnesota, 10/20/91

Interceptions: 1, 10 different times (most recently vs. St. Louis, 12/7/97; vs. Arizona, 12/14/97)

Yards on Interceptions: 48t, at Cleveland, 10/22/95

Long Return: 48t, at Cleveland, 10/22/95



7

DANNY WUERFFEL

Quarterback Year With Saints: 2 Year in NFL: 2

Ht: 6-1 Wt: 212 College: Florida

Born: May 27, 1974 at Ft. Walton, Florida

Joined Saints: Draft Choice No. 4a, 1997



PRO: Chosen by the Saints in the fourth round of the 1997 NFL draft (99th overall). A tough player, is a natural leader on the field. Good downfield vision and is patient under pressure. Contract runs through 1999 with no option. **1997** — Saw action in seven games on the year, starting two. . . was inactive for five, and dressed but did not play in four others. . . completed 42 of 91 passes (46.2%) for 518 yards, with four touchdowns and eight interceptions. . . also rushed for 26 yards on eight carries, with a long of 10. . . saw first NFL action in team's opening contest at St. Louis Rams, completing 4 of 12 passes for 69 yards, with a 30-yard TD, and an interception. . . started first NFL contest vs. Carolina, 10/19, and was 13 of 32 for 132 yards and two interceptions. . . his best game came vs. Atlanta, 10/12, when he completed 9 of 13 for 120 yards, with a touchdown and an interception. . . also threw touchdown passes at San Francisco, 9/14, an eight-yarder, as part of a seven of 15 performance for 119 yards, and at Kansas City, when he completed two of four passes for 18 yards, including a 14-yard TD pass. . . was involved in one of the most memorable plays of the year, when his helmet was turned completely around from a sack, on the last play of the game vs. Carolina, 10/19.


COLLEGE: Is just the second Heisman Trophy winner ever selected by the Saints (George Rogers, 1981 selec-

tion). . . left Florida with school and Southeastern Conference career records with 114 touchdown passes, seven shy of the NCAA Division I-A record of 121 (Ty Detmer). . . his 10,875 passing yards rank second in SEC history, set a Gator record and rank fifth in Division I-A annals. . . gained 10,800 yards in total offense (fourth in Division I-A history), the second-best career total in conference history (Eric Zeier, 10,841). . . was a unanimous All-American second-team selection. . . recipient of the Heisman Trophy and the Davey O'Brien Award and was an All-Southeastern Conference first-team and Offensive Player of the Year after starting every game in 1996. . . completed 207 of 360 passes for 3,625 yards and 39 TDs. . . his yardage and scoring totals broke his 1995 school season records. . . his 39 TD passes ranked first in Division I-A. . . gained 3,525 yards in total offense, breaking the previous Gator mark of 3,176 (Shane Matthews, 1992). . . responsible for 41 touchdowns, breaking his old school record of 37 set in 1995. . . in national title game, Wuerffel closed out his career by hitting on 18 of 34 passes for 306 yards with touchdowns of 9, 31, and 8 yards to Ike Hilliard in a 52-20 drubbing of Florida State in the Sugar Bowl, giving the Gators the national championship. . . in 1995, was an All-American first-team choice by Football News, adding second-team honors from Associated Press. . . GTE/CoSIDA Academic All-American Player of the Year. . . All-SEC first-team selection by the Associated Press. . . Academic All-SEC pick. . . Football News National Player of the Year and Walter Camp NCAA Back of the Year. . . winner of the Davey O'Brien National Quarterback of the Year Award. . . one of three finalists for the Maxwell Award, given to the top player in college football. . . Sammy Baugh College Passer of the Year. . . SEC and College Sports Player of the Year. . . earned SEC Offensive Player of the Week accolades vs. Tennessee, Auburn and Florida State. . . led the nation with a 178.4 passing efficiency rating. . . completed 210 of 325 passes (64.6%) for Gator season records of 3,266 yards and 35 touchdowns. . . 3125 total offensive yards ranked third in school annals. . . SEC Academic Honor Roll in 1994, playing in every game, starting the final six contests. . . completed 132 of 212 passes for 1,754 yards and 18 TDs. . . was voted Football News Freshman All-American first-team pick in 1993. . . Academic All-SEC choice. . . SEC Freshman of the Year selection by the Knoxville News-Sentinel. . . set an NCAA freshman season-record with 22 touchdown passes. . . set a school freshman-season record with 2,230 yards passing. . . redshirted in 1992. . . was a journalism/public relations major, earning CFA Scholar-Athlete Team honors and Academic All-American accolades with a 3.68 GPA. . .

PERSONAL: Was a Super Prep, Blue Chip Report and National High School Recruiting Service All-American selection at Ft. Walton Beach (Fla.) High. . . USA Today Florida Player of the Year after completing 167 of 244 passes (state-record 68.4%) for 3,055 yards, 27 TDs and only four interceptions while guiding the team to a 14-0 record and the state Class 4-A title. . . became the first player ever to unanimously gain Northwest Florida Player of the Year honors from the Florida Daily News. . . threw for 5,492 yards with 49 scores and 13 INTs on 323 of 522 attempts during his career. . . All-Sports Association of Northwest Florida Scholar-Award Winner. . . National Honor Society member, graduating with a 4.5 GPA. . . full name is Daniel Carl Wuerffel.

GAMES STARTED/PLAYED: (1997, 2/7) Totals 2/7.

Year	PASSING						RUSHING			
	Att.	Comp.	Yds.	Int.	LG	TD	No.	Yds.	LG	TD
1997	91	42	518	8	47	4	6	26	10	0



34

RAY ZELLARS

Running Back Year With Saints: 4 Year in NFL: 4

Ht: 5-11 Wt: 233 College: Notre Dame

Born: March 25, 1973 at Pittsburgh, Pennsylvania

Joined Saints: Draft Choice No. 2, 1995



PRO: Was the sixth running back and first true fullback taken in the 1995 draft, with the 44th slot overall. . . possesses the size, speed and receiving ability to play halfback, fullback and in a one-back set. Contract runs through 1998 with no option. **1997** — Started all 16 games on the year, and led the Saints in rushing with career-bests 156 carries for 552 yards and four touchdowns, which tied for the team lead. . . also finished third with 31 receptions for 263 yards, which was fourth on the squad, and both career highs. . . had a season-high 95 yards rushing on 18 carries and one touchdown at Carolina, 11/30, when he was responsible for 27 yards on three carries on the Saints' final drive, to put the Saints in position for Doug Brien's game-winning field goal. . . also caught three passes for career-high 58 yards in that contest. . . carried a season-high 19 times for 72 yards vs. Arizona, 12/14. . . also had two pass receptions for 22 yards in that contest. . . caught a season-high four passes in the opener at St. Louis Rams, 8/31, for 13 yards. . . carried 11 times for 32 yards and a touchdown at Oakland, 11/9. . . carried 14 times for 49 yards and career-best two touchdowns vs. Seattle, 11/16. **1996** — Played in nine games, including six starts. . . was second on the team and 20th in the NFC with 475

yards rushing and four TDs on 120 carries. . . caught nine passes for 45 yards. . . four scores tied for the team lead. . . was inactive each of the first two contests with a broken rib sustained in final preseason game, vs. Minnesota 8/23. . . was also inactive for game 5 at Baltimore 9/29, with the rib injury and games 14-15 with a neck injury. . . was suspended by the club for game 6, vs. Jacksonville 10/6. . . spent the final game of the season on injured reserve. . . against Arizona 9/22, opened at halfback, the first start of his NFL career. . . rushed for a team-high 57 yards on 12 carries with a long of 10. . . vs. Chicago 10/13, broke loose with 174 yards rushing and a TD on 20 carries and one reception for eight yards. . . rushing total is third-best in franchise history. . . 156 of his rushing yards came in the second half. . . had a career-long 63-yard run in which he carried a would-be tackler 35 yards, the longest run from scrimmage by a Saint since game 13 of 1995 (66t, Mario Bates at New England, 12/3). . . **1995** — Appeared in 12 games and finished second on the team with 162 yards rushing and two touchdowns on 50 attempts. . . also caught seven passes for 33 yards. . . saw action at halfback, fullback and in a one-back formation. . . was inactive for games 4-7 with a sprained ankle sustained early vs. Atlanta, 9/17. . . in victory over St. Louis, 11/5, rushed for 50 yards on 16 carries, and caught two passes for 17 yards. . . first NFL TD came on a 1-yard run in the second quarter of that game, in which he was awarded an offensive game ball. . . amassed a season-high 64 yards on 16 attempts in win over Carolina, 11/26.

COLLEGE: In four years with the Irish, rushed for 1,135 yards and eight touchdowns on 210 attempts, and caught 28 passes for 237 yards and five TDs. . . also returned eight kickoffs for 95 yards. . . rushed for 466 yards his senior year, including a career-high 156 yards against Purdue, when he broke loose for a 62-yard TD run. . . in 1993, his first year as a starter, picked up a career-best 494 yards rushing and five TDs on 99 carries. . . in his two years in the starting lineup, averaged 5.4 yards per carry. . . played in the Senior Bowl. . . graduated with a degree in management.

PERSONAL: Was a two-time Pittsburgh Press and Post-Gazette All-State and all-city selection at David B. Oliver High School in Pittsburgh, where he was used at quarterback, tailback, linebacker, cornerback, place-kicker and punter. . . lettered four times in track, where he was team captain each of his last two years, and performed in the 100 meters and triple jump, an event in which he won the city title. . . also played one year each of baseball and wrestling, and was student council president. . . donates to New Orleans Adolescent Hospital's "Operation Happy Child" program, which provides Christmas gifts for children at the hospital who have no means of getting gifts. . . in addition, the project supplies items such as clothes, shoes and eyeglasses for needy patients. . . single. . . full name is Raymond Mark Zellars.

GAMES STARTED/PLAYED: (1995, 0/12); (1996, 6/9); (1997, 16/16). Totals: 22/37.

Year	RUSHING					RECEIVING			
	No.	Yds.	Avg.	LG	TD	No.	Yds.	LG	TD
1995	50	162	3.2	11	2	7	33	9	0
1996	120	475	3.9	63	4	9	45	12	0
1997	156	552	3.5	27	4	31	263	38	0
Totals	326	1189	3.7	63	10	47	341	38	0

Additional Stats: Fumbles (9): 1995, 1; 1996, 2; 1997 6.

Career Highs

Rushes: 20, twice (vs. Chicago, 10/13/96; vs. San Francisco, 11/3/96)

Rushing Yards: 174, vs. Chicago, 10/13/96

Long Run: 63, vs. Chicago, 10/13/96

Rushing TDs: 2, vs. Seattle, 11/16/97

Receptions: 4, twice (at Tampa Bay, 11/24/96; at St. Louis Rams, 8/31/97)


Receiving Yards: 58, at Carolina, 11/30/97

Long Reception: 38, at Carolina, 11/30/97

IN THAT NUMBER

Kicker Chip Lohmiller played in each of the first eight games for the Saints in 1995 before being released. During his time in New Orleans, he wore uniform No. 2, the only player in club history to claim that jersey. Prior to that season, it was the last number never to have been worn by a Saint in a regular season game.

1998 DRAFT CHOICES



68

KYLE TURLEY

Tackle

Ht: 6-5 Wt: 307 College: San Diego State

Born: September 24, 1975 at Provo, Utah

Selected in 1st round of 1998 NFL Draft



The selection of Kyle Turley marked just the fourth time in team history that an offensive tackle was selected with the club's first-overall pick, and just the third time with a top-10 pick (Jim Dombrowski (6) - 1986; William Roaf (8) - 1993) (Dombrowski was later moved to guard). It is the fifth time in club history that a tackle has been taken by the Saints in the first round. It also marked the eighth time in Saints history that the team's first selection was an offensive lineman, and the first time in club history that the Saints selected offensive linemen in the first round in two consecutive years. He is just the sixth player ever taken from San Diego State by the Saints, and the first since 1988. Regarded by many as one of the premier offensive linemen in college football. . . fundamentally sound technician with long arms, quick feet & raw power. . . intense competitor who consistently finishes his blocks. . . excels at outmuscling defenders and keeping his feet moving. . . versatile enough to play any position on the front line. . . one of the quickest linemen in the country, was timed at 4.95 in the 40-yard dash. . . **1997** - All-American first-team selection by The Poor Man's Guide to the NFL Draft & Football News, becoming the first Aztec lineman since guard Peter Inge (1978 & '79) to earn national honors. . . unanimous All-Western Athletic Conference first-team choice. . . semi-finalist for the Outland Trophy & Lombardi Award. . . started every game (12), grading 94% for blocking consistency while registering 123 knockdowns for an offense that gained 3,994 yards. . . manned the "quick" (left) side tackle position in 10 contests and started on the strongside vs. Washington & Wisconsin. . . only allowed two sacks. . . **1996** - All-WAC first-team pick. . . started every game (11) except vs. Hawaii (moved to the left side) at right offensive tackle. . . graded 92% & made 96 knockdowns as the team averaged 303.3 yards per game passing. . . **1995** - All-WAC second-team pick. . . graded 92% & delivered 84 knockdowns while starting every game (12) at right tackle. . . allowed only one sack and played a major role as the offense ranked seventh in the nation with an average of 482.1 yards per game. . . named team Most Valuable Player. . . **1994** - Started the first four games & final three contests at right tackle (7 total starts on season). . . graded 82% while making 65 knockdowns. . . **1993** - Redshirted as a freshman. . . was originally recruited as a 228-pound defensive lineman. . . **Personal** - Was an All-League first-team pick as a senior, his only season playing football at Valley View (Moreno Valley, Calif.) High. . . standout wrestler, earning All-State honors. . . honor roll student. . . enjoys surfing. . . majored in Art. . . full name is Kyle John Turley.

SAINTS 1998 DRAFT

Round	Pick	Player	Pos.	Ht.	Wt.	Born	College
1	7	Kyle Turley	T	6-5	307	9/24/75	San Diego State
2	40	Cameron Cleeland	TE	6-4	272	4/15/75	Washington
3	(Pick traded to Washington Redskins as part of a 1997 trade for QB Heath Shuler)						
4a*	97	Fred Weary	CB	5-10	177	4/12/74	Florida
4b	99	Julian Pittman	DT	6-4	286	4/22/75	Florida State
5	132	Wilmont Perry	RB	6-1	230	2/24/75	Livingstone
6	161	Chris Bordano	LB	6-1	241	12/30/74	SMU
7a	(Pick awarded to Carolina Panthers as compensation for S Chad Cota, acquired in 1998)						
7b**	204	Andy McCullough	WR	6-3	210	11/11/75	Tennessee
7c#	239	Ron Warner	LB	6-2	248	9/26/75	Kansas

* Pick acquired from Oakland Raiders in 1998 trade for CB Eric Allen

** Pick acquired from Seattle Seahawks in 1997 trade for WR Daryl Hobbs

Compensatory pick awarded by NFL.



48

CAMERON CLEELAND

Tight End

Ht: 6-4 Wt: 272 College: Washington

Born: April 15, 1975 at Sedro Woolley, Washington

Selected in 2nd round of 1998 NFL Draft




The selection of Cleeland marks just the fifth player ever selected by the Saints from Washington, and the first since 1992 (LB Donald Jones - 9th round). . . his selection with the 40th overall pick ties the earliest that the Saints have ever selected a Washington Husky (1987- WR Lonzell Hill). . . it also marks the third consecutive year that the Saints have selected a tight end in the NFL Draft. . . great blend of size, speed and strength. . . solid hitter and blocker, he creates movement at the point of attack. . . has good downfield quickness after the catch. . . ranked sixth among tight ends on the school's career-record list with 50 receptions. . . **1997** - All-Pac 10 Conference first-team choice. . . started 10 games, catching 19 passes for 276 yards (14.5 avg.) and two touchdowns. . . had three receptions for 43 yards and a 12-yard score vs. Nebraska. . . hauled in three passes for 71 yards, including a 43-yard touchdown in a 30-3 victory over California. . . snatched three passes for 26 yards in a 42-20 defeat of BYU. . . amassed 56 yards on four catches vs. Southern California. . . caught four passes for 52 yards vs. Washington State. . . closed out his career with three receptions for 46 yards vs. Michigan State in the Aloha Bowl. . . **1996** - Started every game except the season-opener vs. Arizona State. . . caught 23 passes for 354 yards (15.4 avg.) and three touchdowns. . . opened the season with a 39-yard scoring grab vs. Arizona State and had a pair of catches for 48 yards in a 27-6 decision over Stanford. . . followed with three receptions for 45 yards vs. Notre Dame and had a 10-yard touchdown grab in a 33-14 triumph over Oregon. . . came up with four catches for 52 yards vs. Southern California and three catches for 41 yards and a 22-yard score in a 42-3 trouncing of Oregon State. . . caught three passes for 31 yards vs. Washington State. . . **1995** - Played in every game behind Ernie Conwell at tight end. . . caught eight passes for 146 yards (18.3 avg.) and a touchdown. . . also returned a pair of kickoffs for 17 yards (8.5 avg.). . . his first career-reception was good for a 47-yard gain, setting up a Husky scoring drive in a 23-20 decision over Arizona State. . . scored his first career-touchdown on a 42-yard pass from Damon Huard vs. Oregon. . . came up with a 13-yard grab vs. Iowa in the Sun Bowl. . . **1994** - Appeared in 10 games at tight end, playing behind Mark Bruener and Ernie Conwell. . . saw considerable action on special teams. . . did not catch any passes. . . in his first game for the Huskies, he had a solo tackle vs. Southern Cal. . . made an assisted tackle in a 38-20 triumph over Miami. . . **1993** - Redshirted as a freshman. **College** - Lettered on the Huskies' baseball team as a first baseman. . . **1994** - Started 24 of 28 games. . . batted .278 with three home runs. . . **1993** - Helped the team compile a school season-record 48-16 mark as it advanced to the regional finals in the NCAA Championships. . . batted .400 in five games. . . Personal - Scholastic Coach & USA Today All-American honorable mention at Sedro Woolley (Wash.) High. . . rated one of the nation's premier tight ends. . . All-State selection by the Seattle Post-Intelligencer. . . two-time All-Northwest League first-team pick. . . caught 63 passes for 1,083 yards (17.2 avg.) and nine touchdowns during his career. . . selected for the East-West All-Star game. . . added All-League honors in basketball and baseball. . . team captain in all three sports. . . honor roll student. . . uncle, Phil Misley, played in the Milwaukee Braves' Class AAA minor league baseball organization, 1956-58. . . sociology major. . . full name is Cameron Cleeland.

Cameron Cleeland's College Statistics

RECEIVING

	No.	Yards	Avg.	LG	TD
1995	8	146	18.3	47	1
1996	23	354	15.4	36	3
1997	19	276	14.5	43	2
Totals	50	776	15.5	47	6
Bowl Games (95-97)	6	61	10.2	24	0



42

FRED WEARY

Cornerback


Ht: 5-10 Wt: 177 College: Florida

Born: April 12, 1974 at Jacksonville, Florida

Selected in 4th round of 1998 NFL Draft



The selection of Fred Weary marks the second time in two years (1997- QB Danny Wuerffel), and the seventh overall time that the Saints have selected a player from Florida in the NFL Draft. . . with the 97th overall selection, it also marks the second-earliest the Saints have selected a Gator (WR Wes Chandler was tabbed with the third overall selection in 1978). . . an aggressive pass defender with fluidity and an explosive closing burst. . . is a solid tackler. . . holds the school's career-record with 15 interceptions. . . **1997** - Defensive captain. . . lined up at right cornerback, recording 39 tackles (31 solo), along with eight passes defended and six interceptions. . . his six INT's were one shy of the school single-season record of seven, and ranked second in the nation this season. . . returned an interception 16 yards vs. USM. . . had seven tackles with a pass defended and an interception in a 33-20 victory over Tennessee. . . registered 12 tackles with three deflected passes and two interceptions in a 55-28 victory over Kentucky, earning SEC Defensive Player of the Week honors. . . batted away a pass and picked off another vs. Arkansas. . . added an interception against Vanderbilt. . . returned an interception 17 yards vs. Penn State in the Citrus Bowl. . . **1996** - Football News All-American honorable mention. . . All-SEC first-team pick. . . winner of the Gators Best Effort on Defense Award. . . started every game except vs. South Carolina at right cornerback. . . recorded 35 tackles (25 solo) with nine passes defended and five interceptions. . . earned SEC Defensive Player of the Week honors as he had a 65-yard interception return for a touchdown, recovered a fumble, returning it 64 yards for a touchdown and picked off another pass vs. Southwestern Louisiana. . . had five tackles and an interception vs. Tennessee and picked off another pass in a 65-0 rout of Kentucky. . . **1995** - Started 11 games at left cornerback. . . made 58 tackles (40 solo) with 10 pass breakups and two interceptions. . . in his first career start, he registered five tackles (4 solo) with a pass breakup vs. Houston. . . made a season-high 10 tackles (8 solo) with a pass defended, blocked extra point attempt and a fumble recovery vs. Tennessee. . . had a pair of INT's, including one for a 56-yard return to set up a Gator touchdown vs. LSU. . . **1994** - Reserve cornerback, recording 31 tackles (19 solo) with five passes defended and two interceptions. . . returned a blocked punt 10 yards for a touchdown vs. Mississippi and had 12 hits (8 solo) with three passes defended in the Auburn clash. . . blocked a punt that was returned for a touchdown vs. South Carolina and had his first career pass theft vs. Kentucky. . . intercepted a pass and batted away another that was picked off vs. Alabama in the SEC Championship Game. . . **1993** - Redshirted as a freshman, performed as a wide receiver on the scout team before shifting to cornerback in mid-season. . . **Personal** - Blue Chip Illustrated All-Southeast pick as a receiver, adding All-State Class 4A honors as a defensive back at Mandarin (Jacksonville, Fla.) High. . . named to the Super 24 Team by the Florida Times-Union. . . led the team in rushing three straight years, gaining 843 yards as a senior. . . had 79 tackles with five interceptions for 203 yards (40.6 avg.) as a safety in his final campaign. . . also averaged 26.4 yards per kickoff return that season. . . lettered in basketball, averaging 18.0 points per game (1992-93). . . sports management major. . . full name is Joseph Fredrick Weary.



75

JULIAN PITTMAN

Defensive Tackle

Ht: 6-4 Wt: 286 College: Florida State

Born: April 22, 1975 at Niceville, Florida

Selected in 4th round of 1998 NFL Draft



Is just the fifth player ever selected from Florida State by the Saints, and the first since 1993. . . selection of a defensive tackle marks the first time since 1993 that the Saints have drafted at that position. . . hard-working, strong, disciplined player, possesses good quickness and has played every position along the defensive line. . . **1997** - Started the last three games at nose guard. . . had 21 tackles (11 solo). . . made 8 tackles vs. North Carolina State. . . posted five hits vs. both North Carolina and Wake Forest. . . added seven stops (5 solo) with a pair of stops behind the line of scrimmage in a 31-14 victory over Ohio State in the Sugar Bowl. . . **1996** - Appeared in every game, starting vs. Wake Forest, USM and Maryland at weakside defensive tackle. . . recorded 53 tackles (29 solo) with a sack and eight stops for losses. . . opened the season with five tackles and a sack vs. Duke and had six stops with two for losses in a 51-17 rout of North Carolina State. . . added six tackles in each of the North Carolina, Georgia Tech and USM games. . . delivered five tackles with a pair of stops behind the line of scrimmage in a 44-7 defeat of Wake Forest. . . had another five hits with two stops for losses vs. Maryland, and five tackles, including one for loss in a 24-21 decision over Florida in the season finale. . . **1995** - Played behind Orpheus Roye at weakside defensive tackle. . . recorded 46 tackles (19 solo) with four stops for losses. . . had five hits vs. Clemson and six tackles in a 77-17 romp over North Carolina State. . . registered five tackles with a pair of stops for minus seven yards vs. Central Florida and was in on a season-high eight tackles, including two for losses in a 44-7 win over Wake Forest. . . made six tackles vs. Georgia Tech and five stops in a 48-10 triumph over Maryland. . . shifted to weakside defensive end, coming up with three tackles vs. Notre Dame in the Orange Bowl. . . **1994** - Appeared in 10 games, finishing with seven tackles (six solo). . . on his first play in a Seminoles uniform, he pounced on a Cavalier fumble and later deflected a pass vs. Virginia. . . added two tackles with a stop for a loss vs. Maryland. . . credited with a stop for a seven-yard loss in the Sugar Bowl vs. Florida. . . **1993** - Redshirted as a freshman. . . **Personal** - Super Prep, Blue Chip Illustrated & USA Today All-American choice at Niceville (Fla.) High. . . named Panhandle Defensive Player of the Year by the Pensacola News Journal & Class 5A All-State as he recorded 83 tackles with four sacks, four forced fumbles, two fumble recoveries and an interception in his final year. . . political science major.



33

WILMONT PERRY

Running Back

Ht: 6-1 Wt: 230 College: Livingstone

Born: February 24, 1975 at Franklinton, N.C.

Selected in 5th round of 1998 NFL Draft




Wilmont Perry represents the first player ever selected by the Saints from Livingstone College. . . Perry is a powerfully-built runner who possesses good vision and acceleration. . . **1997** - Consensus All-American first-team choice. . . All-Central Intercollegiate Athletic Association first-team pick & Offensive Player of the Year. . . Spirit Award finalist, given to the Black College Player of the Year. . . ranked fourth in the nation with 177.0 yards rushing and 186.2 all-purpose yards per game. . . gained 1,770 yards with 20 touchdowns on 195 carries (9.1 avg.). . . his 1,770 yards rank third on the CIAA season-record list. . . his 9.1-yard average broke the Division II season-record of 8.6 yards per attempt, set in 1992. . . opened the season with eight attempts for 136 yards and a score vs. Virginia Union and earned CIAA Player of the Week honors after rushing 21 times for 212 yards and a 64-yard touchdown in a 40-9 rout of Bowie State. . . carried 20 times for a career-high 266 yards

and a pair of touchdowns, adding 33 yards on three catches in a 35-12 defeat of Lenior-Rhyne. . . followed with 156 yards and three scores on 20 tries vs. Benedict and named CIAA Player of the Week as he had 22 attempts for 192 yards and two touchdowns, including a 58-yarder in a 28-14 triumph over Virginia State. . . ran 21 times for 118 yards and a pair of scores vs. Winston-Salem State and 19 times for 79 yards and a touchdown, adding another score on a 36-yard reception in a 42-21 defeat of Johnson C. Smith. . . selected CIAA Player of the Week as he had 27 carries for 204 yards and four touchdowns in a 41-16 thrashing of Elizabeth City. . . rushed 20 times for 184 yards and a score in a 20-7 win over North Carolina Central. . . had 17 carries for 222 yards and three touchdowns in a 67-13 trouncing of Fayetteville State. . . **1996** - All-CIAA and Co-Offensive Player of the Year. . . Pigskin Classic Offensive Player of the Year. . . gained 912 yards with 10 touchdowns on 143 carries (6.4 avg.). . . caught 12 passes for 235 yards (19.6 avg.) and a score. . . named CIAA Player of the Week as he rushed 17 times for 127 yards with two touchdowns and caught a pass for a 53-yard score in a 40-34 win over Glenville State. . . picked up 143 yards and a touchdown on 26 tries in a 40-8 romp over Benedict. . . had 22 runs for 130 yards and a score in a 21-17 defeat of Johnson C. Smith. . . gained 115 yards rushing on 18 tries, including an 11-yard touchdown vs. Bowie State and added 17 rushes for 162 yards and a pair of scores, including a 79-yarder in a 43-25 win over North Carolina Central. . . **1995** - Did not play after being ruled academically ineligible. . . **1994** - All-CIAA Freshman Team choice. . . played in 10 games, rushing for 799 yards and 11 touchdowns on 109 carries (7.3 avg.). . . had a season-high 132 yards with two scores on 22 attempts in the Fayetteville State contest. . . **1993** - Attended Barber Scotia (Concord, N.C.) College, but did not play football. . . Personal - Two-time All-Capital Area Conference and All-Wake Weekly All-Star choice as a running back and linebacker at Garner (Franklinton, N.C.) High. . . All-State pick as a senior. . . Sports Management & Business Administration major. . . full name is Wilmont Darnell Perry.

Wilmont Perry's College Statistics

	RUSHING					RECEIVING			
	No.	Yards	Avg.	LG	TD	No.	Yards	LG	TD
1994	109	799	7.3	43	11	0	0	0	0
1996	143	912	6.4	79	10	12	235	53	1
1997	195	1770	9.1	67	20	9	92	36	1
Totals	447	3481	7.8	79	41	21	327	53	2



92

CHRIS BORDANO

Linebacker

Ht: 6-1 Wt: 241 College: SMU


Born: December 30, 1974 at San Antonio, Texas

Selected in 6th round of 1998 NFL Draft



Chris Bordano is only the third player ever taken by the Saints from Southern Methodist, and the first since 1974. . . he is an explosive, physical player with good range across the field. . . does a good job at fighting off blockers. . . **1997** - All-American third-team choice by The Poor Man's Guide to the NFL Draft. . . First-team All-Western Athletic Conference choice. . . started the first six games and the final three contests at middle linebacker. . . led the team with 120 tackles (67 solo) and had 1.5 sacks for minus six yards and two stops for losses of three yards. . . also caused a fumble. . . opened the season with 11 hits (9 solo) and a pair of stops behind the line of scrimmage vs. Mississippi and posted 11 tackles in a 31-9 victory over Arkansas. . . collected 14 tackles with a 5-yard sack vs. Navy and was in on 15 hits (13 solo) vs. BYU. . . followed with 14 tackles (10 solo) vs. New Mexico and made nine tackles with an assisted sack in a 24-6 defeat of Rice. . . made 18 tackles (9 solo) with an interception vs. UTEP and registered 12 tackles with a forced fumble vs. TCU. . . **1996** - All-WAC first-team pick. . . led the team and ranked fifth in the conference with 124

tackles (74 solo) and had three sacks for minus 17 yards. . . began the year with an 11-tackle effort (7 solo) in a 17-10 decision over Tulsa. . . added 12 hits vs. Utah and 14 tackles with a sack and a pass breakup vs. Navy. . . had 19 tackles (10 solo) vs. Missouri. . . delivered 17 hits (13 solo) in a 52-31 defeat of New Mexico. . . credited with 17 tackles (8 solo) in a defeat of TCU. . . **1995** - Granted a medical redshirt. . . **1994** - All-Southwest Conference second-team pick. . . despite missing the final three games, led the SWC with an average of 13.9 tackles per game. . . recorded 111 tackles (72 solo) with three fumble recoveries and two stops for losses of five yards. . . totaled 13 hits vs. Arkansas and collected 12 hits with a fumble recovery vs. UCLA, earning SWC Player of the Week honors. . . followed with 17 tackles (10 solo) and a forced fumble vs. New Mexico and made 12 hits (9 solo) vs. Texas Tech. . . had 18 tackles (14 solo), including one for a loss and recovered a fumble vs. North Carolina. . . registered 17 tackles with a fumble recovery vs. Baylor and was in on 15 stops (11 solo) vs. Texas. . . **1993** - All-SWC second-team choice, despite missing the first two games and not entering the starting lineup until the eighth contest. . . finished with 63 tackles (37 solo). . . in his first career start, he came up with 14 tackles and a stop behind the line of scrimmage vs. Texas A&M. . . earned SWC Defensive Player of the Week honors with 19 tackles (13 solo), a forced fumble and a pass defensed against Rice. . . followed with a career-high 22 tackles vs. Texas Tech. . . Personal - All-District 28-5A & Defensive Most Valuable Player as a senior at Southwest (San Antonio, Texas) High. . . recorded 178 tackles (100 solo) with three fumble recoveries as a senior. . . lettered twice in track. . . ran the hurdles and 100 meters (10.9). . . competed on the 4x400 relay team and in the pole vault (13'6"). . . tutored elementary students in South Dallas in 1996. . . was a participant in the SMU/Fellowship of Christian Athletes Spring Sportsfest at Texas Scottish Rite Hospital in 1995. . . history major.



18

ANDY McCULLOUGH

Wide Receiver

Ht: 6-3 Wt: 210 College: Tennessee

Born: November 11, 1975 at Dayton, Ohio

Selected in 7th round of 1998 NFL Draft




The selection of McCullough represents the first player drafted by the Saints from Tennessee since 1985. . . tall, athletic receiver with good hands. . . long-play threat. . . **1997** - Played in 13 games on the year. . . ranked sixth on the team with 22 receptions for 425 yards (19.3 avg.) and three touchdowns. . . made three catches for 61 yards and a TD against Texas Tech. . . his five catches for 105 yards led all Vol receivers in the Florida contest. . . netted 47 yards on four receptions at Alabama. . . grabbed two balls for 47 yards against USM, and added two catches for 57 yards and a score in the Kentucky game. . . recorded the longest reception of the game of 29 yards, while hauling in three passes for 50 yards and one touchdown against Nebraska in the Orange Bowl. . . **1996** - Played in 12 games on the year, starting one. . . ranked fourth on the squad with 24 pass catches for 352 yards and four touchdowns. . . six catches and two touchdowns in Florida provided top totals of season. . . recorded 48-yard scoring strike against South Carolina. . . fourth touchdown came in Kentucky game. . . caught two passes for 22 yards in Florida Citrus Bowl against Northwestern. . . **1995** - Played in 11 games on the season, totaled nine catches for 81 yards and a score. . . caught four passes for 43 yards, including a career-best 17-yard reception, in a loss to Florida. . . lone touchdown was a 12-yard toss in win over Oklahoma State. . . **1994** - Played in eight games on the year, including the Gator Bowl, catching four passes for 45 yards as a reserve. . . logged lengthy service in late season games with Kentucky and Vanderbilt and also saw extensive action against Virginia Tech in Gator Bowl. . . first career catch was 13-yarder against Florida. . . longest was for 15 yards against Vanderbilt. . . Personal - Named to Street and Smith All-America as a linebacker. . . selected to BlueChip Illustrated Big Ten All-Region squad, also as a linebacker. . . All-State, All-Area and All-City. . . as a split end, he caught 35 passes 595 yards and 10 touchdowns as a senior. . . defensively, registered 96 hits at linebacker, including 10 sacks and 11 for lost

yardage. . . team was city champion his senior year. . . averaged 29 points as basketball player and named second team All-State. . . full name is Antowone McCullough.

Andy McCullough's College Statistics

	RECEIVING				
	No.	Yards	Avg.	LG	TD
1994	4	45	11.3	15	0
1995	9	81	9.0	17	1
1996	24	352	14.7	48	4
1997	22	425	19.3	58	3
Totals	59	903	15.3	58	8



60

RON WARNER

Linebacker

Ht: 6-2 Wt: 248 College: Kansas

Born: September 26, 1975 at Independence, Kansas

Selected in 7th round of 1998 NFL Draft



An intense competitor with a knack for getting in the backfield. . . attacks running plays with a good closing burst. . . despite only two seasons in a Jayhawks uniform, he holds the school's career-record with 20.5 sacks. . . **1997** - Third-team All-American and first-team All-Big Twelve Conference selection by The NFL Draft Report. . . listed as the most underrated player in the league by The Sport Network. . . became the first Kansas linebacker since 1985 to earn All-Conference accolades. . . started 10 games at strongside outside linebacker. . . recorded 55 tackles (24 solo) and shattered the school season-record as he came up with 14.5 sacks for 101 yards and 20.5 stops for losses of 140 yards, surpassing the previous mark of 10 sacks by Dana Stubblefield. . . named Big Twelve Player of the Week as he registered four QB pressures with a pair of forced fumbles, two sacks for minus seven yards, another stop for a loss of seven yards and four tackles in a 15-7 defeat of Missouri. . . followed with 11 tackles, a 19-yard sack and three stops for losses vs. Cincinnati. . . blocked a punt vs. Oklahoma and had five tackles while posting four sacks for 30 yards against Texas Tech. . . collected four tackles (3 solo) with two sacks for 12 yards and three stops for losses of 15 yards in a 34-24 victory over Iowa State. . . closed out his career with a season-high 14 tackles, a pair of sacks for losses of 11 yards and a forced fumble vs. Texas. . . **1996** - All-Big Twelve Conference third-team choice, despite starting only two games. . . appeared in every contest, recording 30 tackles (23 solo) with six sacks for minus 48 yards and seven stops for losses of 54 yards. . . caused two fumbles and made seven third-down hits. . . had a pass deflection and blocked two kicks. . . in his first game for the Jayhawks, he came up with two third-down tackles in a 33-19 triumph over Ball State. . . had his first sack for an eight-yard loss vs. TCU, and was in on four tackles (three solo), including one for a five-yard loss in the Texas Tech clash. . . followed with five solo tackles as he posted a four-yard sack, causing a fumble and also blocked a kick vs. Colorado. . . registered six hits (5 solo), including a pair of third-down stops, blocked a kick and three sacks for 16 yards in a 34-31 win over Iowa State. . . collected six tackles (four solo) with two third-down hits and a 17-yard sack in the Kansas State game. . . closed out the season with a stop for a two-yard loss vs. Missouri. . . Junior College - Two-year standout as a defensive end at Independence (Kan.) Community College, earning NCAA second-team All-American and first-team All-Jayhawk Conference honors as a sophomore. . . recorded over 100 tackles with 12 sacks that year. . . Personal - Second-team All-Conference selection as a defensive end in his senior year at Independence (Kan.) High. . . All-Conference first-team choice in basketball. . . standout performer on the track team, qualifying for the state finals in the 100 and 200-yard dashes. . . physical education major.



SAINTS 1998 TRAINING CAMP DEPTH CHART

OFFENSE

WR 88, Andre Hastings, 86 Sean Dawkins, 81 Gunnard Twyner, 16 Milt Stegall, 89 Brett Bech
 LT 77 William Roaf, 71 Ricky Siglar
 LG 73 Isaac Davis, 76 Keno Hills
 C 67 Andy McCollum, 62 Jerry Fontenot, 69 Tom Ackerman
 RG 65 Chris Naeole, 78 Daryl Terrell, 66 Mike Verstegen
 RT 74 Clarence Jones, 68 Kyle Turley, 72 Trezelle Jenkins
 TE 87 John Farquhar, 48 Cameron Cleeland, 85 Nicky Savoie, 49 Marcus Hinton, 46 Kendall Gammon, 45 Ron Leshinski
 WR 83 Keith Poole, 82 Qadry Ismail, 80 Alvin Harper, 18 Andy McCullough, 84 Eric Guliford
 QB 12 Billy Joe Hobert, 5 Heath Shuler, 7 Danny Wuerffel
 HB 36 Lamar Smith, 28 Troy Davis, 33 Wilmont Perry, 21 Derek Brown
 FB 34 Ray Zellars, 32 Aaron Craver, 44 Fred McCrary, 40 Wes Bender

DEFENSE

LE 91 Brady Smith, 90 Jared Tomich
 LT 93 Wayne Martin, 95 Austin Robbins, 96 Luke Fickell
 RT 97, La'Roi Glover, 99 Pio Sagapolutele
 RE 94 Joe Johnson, 75 Julian Pittman
 SLB 52 Richard Harvey, 51 Andre Royal, 59 Keith Mitchell
 MLB 58 Brian Jones, 50 Kevin Mitchell, 54 Ink Aleaga, 92 Chris Bordano
 WLB 55 Mark Fields, 53 Don Davis, 56 Marc Lillibridge
 LCB 25 Alex Molden, 26 Mickey Washington, 41 William Strong, 20 Earl Little
 RCB 22 Tyronne Drakeford, 30 Je'Rod Cherry, 38 Donovan Greer, 42 Fred Weary
 SS 37 Chad Cota, 35 Chris Hewitt, 39 Tony Maranto
 FS 29 Sammy Knight, 24 Rob Kelly

SPECIALISTS

K 10 Doug Brien
 P 3 Mark Royals

NFL Europe - CB Anthony Cobbs, QB Jake Delhomme, DE Larry Townsend
 Injured - 60 Ron Warner



HOW THE SAINTS ARE BUILT

Year	Draft (28)	Trade (2)	Free Agents (48)
1989 9-7	Wayne Martin DT (1)		
1990 8-8			
1991 11-5			
1992 12-4			
1993 8-8	William Roaf T (1a) Derek Brown RB (4b)		
1994 7-9	Joe Johnson DE (1)		Andy McCollum C/G
1995 7-9	Mark Fields LB (1) Ray Zellars FB (2) Mike Verstegen G (3) William Strong CB (5)		Doug Brien K Richard Harvey LB Brian Jones LB
1996 3-13	Alex Molden CB (1) Je'Rod Cherry S (2) Brady Smith DE (3) Tom Ackerman C/G (5b) Keno Hills T (6a)	Austin Robbins DT (from Oakland)	Brett Bech WR Kendall Gammon TE Tony Johnson DE Clarence Jones T
1997 6-10	Chris Naeole G (1) Rob Kelly S (2a) Jared Tomich DE (2b) Troy Davis RB (3) Danny Wuerffel QB (4a) Keith Poole WR (4b) Nicky Savoie TE (6)	Heath Shuler QB (from Washington)	Ink Aleaga LB Wes Bender FB Anthony Cobbs CB Jake Delhomme QB John Farquhar TE Luke Fickell DT Jerry Fontenot C Donovan Greer CB Eric Guliford WR Andre Hastings WR Chris Hewitt S Billy Joe Hobert QB Trezelle Jenkins T Sammy Knight S Ron Leshinski TE Earl Little CB Fred McCrary FB Keith Mitchell LB Mark Royals P Pio Sagapolutele DT Ricky Siglar T Gunnard Twyner WR Mickey Washington CB
1998	Kyle Turley T (1) Cameron Cleeland TE (2) Fred Weary CB (4a) Julian Pittman DT (4b) Wilmont Perry RB (5) Chris Bordano LB (6) Andy McCullough WR (7a) Ron Warner LB (7b)		Chad Cota S Aaron Craver RB Jeff Danish DT Sean Dawkins WR Tyronne Drakeford CB Marcus Hinton TE Qadry Ismail WR Marc Lillibridge LB Tony Maranto S Kevin Mitchell LB Troy Ridgley DT Andre Royal LB Lamar Smith RB Milt Stegall WR Daryl Terrell T Larry Townsend DT Robert Young DE

Off Waivers (4): 1996: LB Don Davis (Kansas City); 1997: G Isaac Davis (San Diego), DT La'Roi Glover (Oakland), WR Alvin Harper (Washington).



NEW ORLEANS SAINTS 1998 VETERAN ROSTER

No.	Name	Pos.	Ht.	Wt.	NFL Exp.	Birthdate	College	How Acq.
69	Ackerman, Tom	C/G	6-3	290	3	9/6/72	Eastern Washington	D5b-96
54	Aleaga, Ink	LB	6-1	225	2	4/4/73	Washington	FA-97
89	Bech, Brett	WR	6-1	184	2	8/20/71	LSU	FA-96
40	Bender, Wes	FB	5-10	249	3	8/2/70	USC	FA-97
10	Brien, Doug	K	6-0	180	5	11/24/70	California	FA-95
21	Brown, Derek	RB	5-9	205	6	4/15/71	Nebraska	D4b-93
30	Cherry, Je'Rod	DB	6-1	210	3	5/30/73	California	D2-96
37	Cota, Chad	S	6-1	198	4	8/13/71	Oregon	RFA-98(Car)
32	Craver, Aaron	FB	6-0	220	8	12/18/69	Fresno State	UFA-98(SD)
53	Davis, Don	LB	6-1	240	3	12/17/72	Kansas	Wai-96(KC)
73	Davis, Isaac	G	6-3	320	5	4/8/72	Arkansas	Wai-97(SD)
28	Davis, Troy	RB	5-7	191	2	9/14/75	Iowa State	D3-97
86	Dawkins, Sean	WR	6-4	215	6	2/3/71	California	UFA-98(Ind)
22	Drakeford, Tyrone	CB	5-11	185	5	6/21/71	Virginia Tech	UFA-98(SF)
87	Farquhar, John	TE	6-6	278	3	3/22/72	Duke	FA-97
55	Fields, Mark	LB	6-2	244	4	11/9/72	Washington St.	D1-95
62	Fontenot, Jerry	C/G	6-3	300	10	11/21/66	Texas A&M	UFA-97(Chi)
46	Gammon, Kendall	TE	6-4	288	7	10/23/68	Pittsburg St. (Kan.)	FA-96
97	Glover, La'Roi	DT	6-1	285	3	7/4/74	San Diego State	Wai-97(Oak)
38	Greer, Donovan	CB	5-9	178	2	9/11/74	Texas A&M	FA-97
84	Guliford, Eric	WR	5-8	180	5	10/25/69	Arizona State	FA-97
80	Harper, Alvin	WR	6-4	218	8	7/6/68	Tennessee	Wai-97(Wash)
52	Harvey, Richard	LB	6-1	242	9	9/11/66	Tulane	UFA-95(Den)
88	Hastings, Andre	WR	6-1	190	6	11/7/71	Georgia	UFA-97(Pitt)
23	Hewitt, Chris	S	6-0	210	2	7/22/74	Cincinnati	FA-97
76	Hills, Keno	G/T	6-6	305	3	6/13/73	Southwestern La.	D6a-96
49	Hinton, Marcus	TE	6-4	265	2	12/27/71	Alcorn St.	FA-98
12	Hobert, Billy Joe	QB	6-3	230	6	1/8/71	Washington	FA-97
82	Ismail, Qadry	WR	6-0	196	6	11/8/70	Syracuse	UFA-98(Mia)
72	Jenkins, Trezelle	T	6-7	317	4	3/13/73	Michigan	FA-97
94	Johnson, Joe	DT	6-4	270	5	7/11/72	Louisville	D1-94
61	Johnson, Tony	DE	6-5	255	3	2/5/72	Alabama	FA-96
58	Jones, Brian	LB	6-1	250	5	1/22/68	Texas	FA-95
74	Jones, Clarence	T	6-6	280	8	5/6/68	Maryland	UFA-96(Sil)
24	Kelly, Rob	S	6-0	199	2	6/21/74	Ohio State	D2a-97
29	Knight, Sammy	S	6-0	205	2	9/10/75	USC	FA-97
93	Martin, Wayne	DT	6-5	275	10	10/26/65	Arkansas	D1-89
67	McCollum, Andy	C/G	6-4	295	5	6/2/70	Toledo	FA-94
44	McCrary, Fred	FB	6-0	232	3	9/19/72	Mississippi St.	FA-97
59	Mitchell, Keith	LB	6-2	240	2	7/24/74	Texas A&M	FA-97
50	Mitchell, Kevin	LB	6-1	250	5	1/1/71	Syracuse	UFA-98(SF)
25	Molden, Alex	CB	5-10	190	3	8/4/73	Oregon	D1-96
65	Naeole, Chris	G	6-3	313	2	12/25/74	Colorado	D1-97
83	Poole, Keith	WR	6-0	188	2	6/18/74	Arizona State	D4b-97
63	Ridgley, Troy	DT	6-3	310	2	10/28/69	Notre Dame	FA-98
77	Roaf, William	T	6-5	300	6	4/18/70	Louisiana Tech	D1a-93
95	Robbins, Austin	DT	6-6	290	5	3/1/71	North Carolina	Tr-96(Oak)
51	Royal, Andre	LB	6-2	238	4	12/1/72	Alabama	RFA-98(Car)
3	Royals, Mark	P	6-5	215	9	6/22/65	Appalachian State	UFA-97(Det)
99	Sagapolutele, Pio	DT	6-6	297	8	11/28/69	San Diego St.	UFA-97(NE)
85	Savoie, Nicky	TE	6-5	253	2	9/21/73	LSU	D6-97
5	Shuler, Heath	QB	6-2	216	5	12/31/71	Tennessee	Tr-97(Wash)
71	Siglar, Ricky	T	6-7	308	7	6/14/66	San Jose St.	UFA-97(KC)
91	Smith, Brady	DE	6-5	260	3	6/5/73	Colorado St.	D3-96
36	Smith, Lamar	RB	5-11	218	5	11/29/70	Houston	UFA-98(Sea)
16	Stegall, Milt	WR	6-1	185	4	1/25/70	Miami (Ohio)	FA-98
41	Strong, William	CB	5-10	191	3	11/3/71	N.C. State	D5-95
90	Tomich, Jared	DE	6-2	258	2	4/24/74	Nebraska	D2b-97
81	Twynner, Gunnard	WR	5-10	165	2	7/14/73	Western Illinois	FA-97
66	Verstegen, Mike	G/T	6-6	311	4	10/24/71	Wisconsin	D3-95
26	Washington, Mickey	CB	5-9	195	9	7/8/68	Texas A&M	UFA-97(Jax)
7	Wuerffel, Danny	QB	6-1	212	2	5/27/74	Florida	D4a-97
70	Young, Robert	DE	6-6	273	7	1/29/69	Mississippi St.	FA-98
34	Zellers, Ray	RB	5-11	233	4	3/25/73	Notre Dame	D2-95



NEW ORLEANS SAINTS 1998 ROOKIE/FIRST-YEAR ROSTER

No.	Name	Pos.	Ht.	Wt.	NFL Exp.	Birthdate	College	How Acq.
92	Bordano, Chris	LB	6-1	241	R	12/30/74	SMU	D6-98
48	Cleeland, Cameron	TE	6-4	272	R	4/15/75	Washington	D2-98
27	Cobbs, Anthony	DB	6-0	191	1	1/9/74	UCLA	FA-97
79	Danish, Jeff	DT	6-5	282	R	2/28/75	Syracuse	FA-98
9	Delhomme, Jake	QB	6-2	205	1	1/10/75	Southwestern La.	FA-97
96	Fickell, Luke	DT	6-4	284	1	8/18/73	Ohio State	FA-97
45	Leshinski, Ron	TE	6-2	248	1	3/6/74	Army	FA-97
56	Lillibridge, Marc	LB	6-1	245	1	2/18/72	Iowa State	FA-98
20	Little, Earl	DB	6-0	191	1	3/10/73	Miami	FA-97
39	Maranto, Tony	S	5-11	185	R	7/28/76	N.W. State (La.)	FA-98
18	McCullough, Andy	WR	6-3	210	R	11/11/75	Tennessee	D7a-98
33	Perry, Wilmont	RB	6-1	230	R	2/24/75	Livingstone	D5-98
75	Pittman, Julian	DT	6-4	286	R	4/22/75	Florida State	D4b-98
78	Terrell, Daryl	T	6-5	296	1	1/25/75	USM	FA-98
98	Townsend, Larry	DT	6-4	315	1	9/16/74	Nebraska	FA-98
68	Turley, Kyle	T	6-5	307	R	9/24/75	San Diego State	D1-98
60	Warner, Ron	LB	6-2	248	R	9/26/75	Kansas	D7b-98
42	Weary, Fred	CB	5-10	177	R	4/12/74	Florida	D4a-98

NEW ORLEANS SAINTS NUMERICAL ROSTER

3	Royals, Mark	P	42	Weary, Fred	CB	74	Jones, Clarence	T
5	Shuler, Heath	QB	44	McCrary, Fred	FB	75	Pittman, Julian	DT
7	Wuerffel, Danny	QB	45	Leshinski, Ron	TE	76	Hills, Keno	G/T
9	Delhomme, Jake	QB	46	Gammon, Kendall	TE	77	Roaf, William	T
10	Brien, Doug	K	48	Cleeland, Cameron	TE	78	Terrell, Daryl	T
12	Hobert, Billy Joe	QB	49	Hinton, Marcus	TE	79	Danish, Jeff	DT
16	Stegall, Milt	WR	50	Mitchell, Kevin	LB	80	Harper, Alvin	WR
18	McCullough, Andy	WR	51	Royal, Andre	LB	81	Twynner, Gunnard	WR
20	Little, Earl	DB	52	Harvey, Richard	LB	82	Ismail, Qadry	WR
21	Brown, Derek	RB	53	Davis, Don	LB	83	Poole, Keith	WR
22	Drakeford, Tyrone	CB	54	Aleaga, Ink	LB	84	Guliford, Eric	WR
23	Hewitt, Chris	S	55	Fields, Mark	LB	85	Savoie, Nicky	TE
24	Kelly, Rob	S	56	Lillibridge, Marc	LB	86	Dawkins, Sean	WR
25	Molden, Alex	CB	58	Jones, Brian	LB	87	Farquhar, John	TE
26	Washington, Mickey	CB	59	Mitchell, Keith	LB	88	Hastings, Andre	WR
27	Cobbs, Anthony	DB	60	Warner, Ron	LB	89	Bech, Brett	WR
28	Davis, Troy	RB	61	Johnson, Tony	DE	90	Tomich, Jared	DE
29	Knight, Sammy	S	62	Fontenot, Jerry	C/G	91	Smith, Brady	DE
30	Cherry, Je'Rod	DB	63	Ridgley, Troy	DT	92	Bordano, Chris	LB
32	Craver, Aaron	FB	65	Naeole, Chris	G	93	Martin, Wayne	DT
33	Perry, Wilmont	RB	66	Verstegen, Mike	G/T	94	Johnson, Joe	DT
34	Zellers, Ray	RB	67	McCullum, Andy	C/G	95	Robbins, Austin	DT
36	Smith, Lamar	RB	68	Turley, Kyle	T	96	Fickell, Luke	DT
37	Cota, Chad	S	69	Ackerman, Tom	C/G	97	Glover, La'Roi	DT
38	Greer, Donovan	CB	70	Young, Robert	DE	98	Townsend, Larry	DT
39	Maranto, Tony	S	71	Siglar, Ricky	T	99	Sagapolutele, Pio	DT
40	Bender, Wes	FB	72	Jenkins, Trezelle	T			
41	Strong, William	CB	73	Davis, Isaac	G			

PRONUNCIATION GUIDE

Danny Abramowicz	ah BRAM oh witz
Ink Aleaga	ah lee AH ga
Jake Delhomme	DELOHM
John Farquhar	FAR qwar
Jerry Fontenot	FONT in oh
Eric Guliford	GUH lih ford
Keno Hills	KEY no
Qadry Ismail	KA dree ISH mail
Bill Kuharich	ku HAR ich
Lary Kuharich	ku HAR ich
Ron Leshinski	luh SHIN skee
Chris Naeole	NAY oh lee
Pio Sagapolutele	SANG ah poh lu tele
Nicky Savoie	SAV wah
Jared Tomich	JAH red TOHM ich
Gunnard Twynner	GUN ard TWY ner
Mike Verstegen	ver STAY gun
Danny Wuerffel	WER full



OTHER SAINTS FOR 1998

ANTHONY COBBS, Defensive Back, UCLA. . . 6-0, 191. . . originally played wide receiver for the Bruins before switching to defensive back his sophomore year. . . had 45 tackles and two interceptions his senior year. . . attended Arizona Cardinals training camp in 1997. . . signed to Saints practice squad on 12/17/97. . . signed by the Saints to a one-year, no option contract on 12/30/97. . . was with the Frankfurt Galaxy of NFL Europe during the spring of 1998. . . was an all-city wide receiver at Poly High School in Long Beach, California. . . born 1/9/74 in New London, Connecticut.

JEFF DANISH, Defensive Tackle, Syracuse. . . 6-5, 282. . . played four years for the Orangemen. . . after playing in all 12 games of his sophomore year, he missed the final nine games of his junior year because of a knee injury. . . returned his senior year to play in all 12 games. . . signed a one-year contract with the Saints as a rookie free agent on 4/27/98. . . attended Susan Wagner High School in Staten Island, New York. . . born 2/28/75 in Elizabeth, New Jersey.

JAKE DELHOMME, Quarterback, Southwestern Louisiana. . . 6-2, 205. . . finished his college career as the state's all-time leading career passer with 9,216 yards. . . led the Cajuns to three straight winning seasons while starting all four years. . . signed by the Saints as a rookie free agent 6/10/97. . . was with the Amsterdam Admirals of NFL Europe during the spring of 1998. . . attended Teurlings High School in Lafayette, Louisiana. . . born 1/10/75 in Lafayette.

LUKE FICKELL, Defensive Tackle, Ohio State. . . 6-4, 284. . . started every game during his four years with the Buckeyes. . . second-team All-Big Ten pick his junior and senior seasons. . . signed with the Saints as a rookie free agent 4/25/97. . . attended St. Francis DeSales High School in Columbus, Ohio, where he was an All-State choice as a lineman his senior year and as a tight end his junior year. . . also won three state heavyweight wrestling titles going undefeated during that span and was two-time junior national freestyle champion. . . single. . . born 8/18/73 in Columbus.

MARCUS HINTON, Tight End, Alcorn State. . . 6-4, 265. . . earned three letters with the Braves and was all-SWAC his senior year. . . set the Braves' single-game yardage record with 13 catches for 316 yards in a game against Tennessee-Chattanooga. . . signed with the Raiders as a rookie free agent in May, 1995, and spent most of the season on their developmental squad until the Raiders signed him to their 53-man roster for the final three games. . . was inactive for the first 14 games of the 1996 season and saw limited action in the last two games. . . waived by Oakland after 1997 training camp. . . signed with Saints to a one year, no option contract on 12/23/97. . . lettered in baseball, basketball, football and track at Stone Higgins High School in Wiggins, Mississippi. . . born 12/27/71 in Wiggins, Mississippi.

RON LESHINSKI, Fullback, Army. . . 6-2, 248. . . started every game all four years for the Cadets. . . signed with the Saints as a rookie free agent 4/25/97, spent the 1997 season and will spend the 1998 season fulfilling a military commitment. . . attended Vermilion High School in Vermilion, Ohio. . . single. . . born 3/6/74 in Sandusky, Ohio.

MARC LILLIBRIDGE, Linebacker, Iowa State. . . 6-1, 245. . . played three years for the Cyclones after transferring from Northeast Missouri State. . . compiled 88 tackles and was named honorable mention All-Big Eight after his senior season. . . originally signed with Philadelphia as a rookie free agent in 1995 and was waived before the season. . . attended the Buffalo Bills training camp in 1996 and was waived on 8/20/96. . . signed by Miami to its practice squad on 9/3/96 and spent 12 games there until 12/4/96 when he was placed on the Practice Squad/Injured List because of a torn left bicep. . . started all ten games for the World League's Amsterdam Admirals in 1997 and led the team with 70 tackles. . . attended Dolphins training camp in 1997 and was waived on 8/18/97. . . signed by Saints to a one-year contract on 2/17/98. . . lettered in soccer and was an all-state nose tackle at Linn-Mar High School in Marion, Iowa. . . born 2/18/72 in Vermillion, South Dakota.

EARL LITTLE, Defensive Back, Miami. . . played four years for the Hurricanes after transferring from Michigan in January, 1993. . . started all 11 games at cornerback his senior year compiling 61 tackles, two interceptions, and seven passes defended, and was named All-Big East. . . signed with the Dolphins as a rookie free agent on 4/24/97 and was waived on 8/24/97. . . signed by Dolphins to practice squad on 8/26/97 and released off practice squad on 8/29/97. . . signed with Saints practice squad on 10/1/97. . . signed by Saints to a one-year contract on 2/3/98. . . earned all-state honors at North Miami Senior High School. . . born 3/10/73 in Miami, Florida.



TONY MARANTO, Safety, Northwestern (La.) State. . . 5-11, 195. . . signed with the Saints as an undrafted free agent 5/15/98. . . played four years for the Demons as a defensive back. . . in his senior year, ranked second in the Southland Football Conference and 19th nationally in interceptions with 6. . . hospitality and tourism major. . . attended Port Allen High School in Bueche. . . single. . . born 7/28/76 in Bueche, Louisiana.

TROY RIDGLEY, Defensive Tackle, Notre Dame. . . 6-3, 310. . . played three (1988-89, 1991) years for the Fighting Irish where he was originally a linebacker before switching to defensive tackle as a sophomore. . . record 73 tackles in his career. . . started against Colorado in 1990 Orange Bowl and made nine tackles, including one at the goal line to stop a fake field goal attempt. . . signed by Kansas City as a rookie free agent on 7/15/93. . . waived by the Chiefs but signed to their practice squad on 11/12/93. . . majored in marketing. . . was a Parade prep All-American at Ambridge Area High School. . . born 10/28/69 in Rochester, Pennsylvania.

MILT STEGALL, Wide Receiver, Miami (Ohio). . . 6-1, 185. . . earned All-Mid-American Conference honors three years in a row for the Redskins. . . signed with Cincinnati as a rookie free agent on 4/28/92. . . returned 25 kicks for 430 yards in 1992. . . played in only four games for the Bengals in 1993 and was placed on injured reserve on 12/24/93. . . attended Green Bay's 1995 training camp and was waived prior to the season. . . played three seasons for the Canadian Football League's Winnipeg Blue Bombers from 1995 through 1997, catching 130 passes with 24 touchdown catches. . . in 1997, Stegall was the CFL leader in pass receiving with 61 catches for 1,616 yards. . . he also posted the CFL's highest average gain per catch at 26.5, setting a league record. . . Stegall also recorded 14 touchdown catches in 1997. . . signed by the Saints to a one-year contract on 2/10/98. . . attended Roger Bacon High School in Cincinnati. . . born 1/25/70 in Cincinnati.

DARYL TERRELL, Tackle, Southern Mississippi. . . 6-5, 296. . . played two years for the Golden Eagles, starting every game at right tackle. . . named to the All Conference-USA second team after his senior season and played in the East-West Shrine and Blue-Gray games. . . signed by the Baltimore Ravens as a rookie free agent on 6/3/97. . . waived by the Ravens on 7/8/97. . . signed by the Saints to a one-year contract on 4/27/98. . . originally attended Jones County (MS) Community College after graduating from Heidelberg High School. . . born 1/25/75 in Vossburg, Mississippi.

LARRY TOWNSEND, Defensive Tackle, Nebraska. . . 6-4, 315. . . played three years for the Cornhuskers, including the 1994 and 1995 championship teams. . . signed by the Saints to a one-year contract on 2/13/98. . . was with the England Monarchs of NFL Europe during the spring of 1998. . . played on both the offensive and defensive lines at San Jose Yerba Buena High School and was named the defensive player of the year on the west coast by SuperPrep Magazine. . . born 9/16/74 in San Jose, California.

ROBERT YOUNG, Defensive End, Mississippi State. . . 6-6, 273. . . signed with the Saints as a veteran free agent 4/29/98. . . was the fifth round draft pick of the Los Angeles Rams in 1991. . . had a career-high 42 tackles in rookie season in 1991. . . in 1993, opened season with seven sacks in first four games, prior to suffering knee injury in second quarter against New Orleans 10/3. . . in 1994, was the only Rams defensive lineman to start all 16 games and led team with 6.5 sacks. . . started 13 games at defensive end for Houston Oilers in 1995, tallying 26 tackles and 4 sacks. . . started two years (1989, 1990) at Mississippi State while playing four seasons. . . registered 170 total tackles during career with 6 sacks. . . received degree in business. . . attended Carthage High School in Jackson, Mississippi, and was a three time all-district selection. . . played tight end, defensive line, and offensive line. . . lettered in football, basketball, and track. . . born in Jackson, Mississippi 1/29/69. . . resides in Carthage, Mississippi.

HOME GROWN TALENT

In 1997, linebacker Richard Harvey, tackles William Roaf and Keno Hills, tight end Nicky Savoie, wide receiver Brett Bech and quarterback Jake Delhomme (practice squad) became the most recent players from a Louisiana college to appear with the Saints. Harvey attended Tulane, Roaf went to Louisiana Tech, Hills and Delhomme at USL and Bech and Savoie starred at LSU. That total, which now stands at 63, breaks down as follows: LSU 22, Northwestern Louisiana 8, Tulane and Grambling State 7, Southern 6, Louisiana Tech 5, Nicholls State 4, Southwestern Louisiana 2, McNeese State and Northeast Louisiana 1. Seven coaches in team history attended Louisiana colleges. They are Lynn Amadee (1973, LSU), Buck Buchanan (1976-77, Grambling St.), Ed Khayat (1967-70, Tulane), Glenn Mayeaux (1996, UNO), Lou Riecke (1980, LSU) and Alvin Roy (1976-77, LSU). Special teams coach Bobby April, who is entering his third season with the Saints, attended Nicholls State.



1997 GAME SUMMARIES

RAMS 38, SAINTS 24

August 31 at Trans World Dome (64,575)

The Saints opened the scoring on their first possession of the game with a 31-yard field goal by Doug Brien. Brien would add a 53-yarder to put the Saints lead at 6-0.

St. Louis then scored two touchdowns, a 1-yard TD run by Lawrence Phillips and a 30-yard TD pass to WR Torrance Small. The Saints answered with a touchdown of their own just seconds later with a team-record 102-yard kickoff return by WR Eric Guliford, and a Heath Shuler to Andre Hastings two-point conversion to knot the score at 14. Doug Brien kicked his third field goal of the first half with :08 seconds left to put the Saints on top, 17-14.

The Rams then scored three consecutive touchdowns in the third quarter to go on top, 35-14, before the Saints could answer with a Danny Wuerffel to Andre Hastings 30-yard touchdown pass. Jeff Wilkins kicked a 36-yard field goal for St. Louis to provide the final margin of victory.

St. Louis	--	0	14	21	3	--	38
New Orleans	--	6	11	0	7	--	24

SCORING

N.O.	Brien 31 field goal
N.O.	Brien 53 field goal
St.L.	Phillips 1 yd. run (Wilkins kick)
St.L.	Small 30 pass from Banks (Wilkins kick)
N.O.	Guliford 102 kickoff return (Hastings pass from Shuler)
N.O.	Brien 46 field goal
St.L.	Conwell 46 pass from Banks (Wilkins kick)
St.L.	Phillips 25 run (Wilkins kick)
St.L.	Phillips 5 run (Wilkins kick)
N.O.	Hastings 30 pass from Wuerffel (Brien kick)
St.L.	Wilkins 36 field goal

TEAM STATISTICS

	New Orleans	St. Louis
Total First Downs	13	20
Total Net Yards	241	403
Rushes-Yards	19-82	43-189
Net Yards passing	159	214
Passes (A-C-I)	33-12-3	21-13-1
QB Sacked-Yards	3-25	2-12
Punts-Average	5-46.6	6-39.8
Fumbles-Lost	2-2	0-0
Penalties-Yards Lost	10-79	7-77
Time of Possession	25:39	34:21

RUSHING

New Orleans -- T. Davis 4-30; Bates 7-28; Zellars 8-24.
St. Louis -- Phillips 26-125 (3 TD); Crawford 1-23; Heyward 6-17; Lee 3-17; Moore 5-5; Banks 2-2.

PASSING

New Orleans -- Shuler 21-8-2, 115 yards; Wuerffel 12-4-1, 69 yards, 1 TD.
St. Louis -- Banks 21-13-1, 226 yards, 2 TDs.

RECEIVING

New Orleans -- Hastings 4-95, 1 TD; Zellars 4-13; I. Smith 2-26; Hill 1-32; T. Davis 1-18.
St. Louis -- Kennison 4-80; Small 3-67, 1 TD; Conwell 3-63, 1 TD; Phillips 2-8; Lee 1-8.

CHARGERS 20, SAINTS 6

September 7 at Superdome (65,760)

The Saints lost their home opener to the San Diego Chargers, 20-6, before a crowd of 65,760 Sunday in New Orleans.

The Saints opened the scoring on their first possession of the game, with a 37-yard Doug Brien field goal, capping a 9-play, 28-yard drive. The Chargers then scored following a Troy Davis fumble, that was recovered by Ronnie Harrison in the Saints' end zone for the 7-3 lead.

Brien then tacked on a 31-yard field goal to end a 12-play, 66-yard drive to close the lead to 7-6, but that was all the offense that the Saints could manage before the Chargers were responsible for the next three scores.

John Carney kicked a pair of field goals, a 37-yarder and a 34-yarder, before Jim Everett found Freddie Jones on a 21-yard TD pass to seal the victory.

San Diego	--	7	3	3	7	--	20
New Orleans	--	3	3	0	0	--	6

SCORING

N.O.	Brien 37 field goal
S.D.	Harrison fumble recovery in end zone (Carney kick)
N.O.	Brien 31 field goal
S.D.	Carney 37 field goal
S.D.	Carney 34 field goal
S.D.	F. Jones 21 pass from Everett (Carney kick)

TEAM STATISTICS

	San Diego	New Orleans
Total First Downs	11	14
Total Net Yards	230	243
Rushes-Yards	30-59	23-65
Net Yards passing	171	178
Passes (A-C-I)	29-17-1	38-20-3
QB Sacked-Yards	2-24	3-16
Punts-Average	7-39.1	5-46.6
Fumbles-Lost	2-1	3-3
Penalties-Yards Lost	6-49	5-25
Time of Possession	29:08	30:52

RUSHING

San Diego -- Brown 21-46; Jones 1-9; Fletcher 4-3; Craver 1-3; Pegram 1-2; Everett 2--4.
New Orleans -- Davis 10-34; Zellars 6-14; Shuler 4-13; Bates 3-4.

PASSING

San Diego -- Everett 29-17-1, 195 yards, 1 TD.
New Orleans -- Shuler 38-20-3, 194 yards.

RECEIVING

New Orleans -- Hastings 4-95, 1 TD; Zellars 4-13; I. San Diego -- Metcalf 4-65; Fletcher 4-35; Still 3-50; F. Jones 2-17; C. Jones 2-7; Hartley 1-13; Martin 1-8.
New Orleans -- Hill 7-63; Hastings 5-37; T. Davis 4-46; Hobbs 1-21; Guliford 1-11; I. Smith 1-11; Zellars 1-5.

49ERS 33, SAINTS 7

September 14 at 3Com Park (61,838)

San Francisco recorded eight turnovers against the Saints, including three interceptions by CB Rod Woodson. Saints' quarterbacks Heath Shuler and Danny Wuerffel threw three interceptions each.

Seven of the 49ers' 13 drives started in Saints territory, including their first five, when they built a 16-0 lead. San Francisco scored 30 of their 33 points off six New Orleans turnovers.

QB Steve Young was 18-21 for 220 yards and three touchdowns, two to TE Brent Jones, who had 5 receptions for 58 yards, and one to RB Garrison Hearst, who had four receptions for 23 yards.

QB Danny Wuerffel engineered the Saints only scoring drive of the game, throwing an 8-yard touchdown pass to WR Andre Hastings on the first play of the fourth quarter following a 47-yard completion to WR Eric Guliford from the San Francisco 45.

New Orleans	--	0	0	0	7	--	7
San Francisco	--	13	10	10	0	--	33

SCORING

S.F.	Anderson 43 field goal
S.F.	Jones 18 pass from Young (Anderson kick)
S.F.	Anderson 22 field goal
S.F.	Anderson 40 field goal
S.F.	Jones 1 pass from Young (Anderson kick)
S.F.	Hearst 1 pass from Young (Anderson kick)
S.F.	Anderson 38 field goal
N.O.	Hastings 8 pass from Wuerffel (Brien kick)

TEAM STATISTICS

	New Orleans	San Francisco
Total First Downs	12	17
Total Net Yards	260	304
Rushes-Yards	25-84	33-91
Net Yards passing	176	213
Passes (A-C-I)	26-12-6	27-22-0
QB Sacked-Yards	1-9	6-48
Punts-Average	3-38	3-45.3
Fumbles-Lost	3-2	2-1
Penalties-Yards Lost	1-5	9-74
Time of Possession	23:15	36:45

RUSHING

New Orleans -- Bates 8-28; Zellars 4-25; T. Davis 5-11; Bender 3-8; Hastings 2-8; Wuerffel 1-5; Shuler 1-1; Guliford 1--2.
San Francisco -- Kirby 10-43; Hearst 14-29; S. Young 2-12; Edwards 2-5; Floyd 4-3; Druckenmiller 1--1.

PASSING

New Orleans -- Wuerffel 15-7-3, 119 yards, 1 TD; Shuler 11-5-3, 66 yards.
San Francisco -- Young 21-18-0, 220 yards, 3 TDs; Druckenmiller 6-4-0, 41 yards.

RECEIVING

New Orleans -- Hastings 4-58, 1 TD; Guliford 3-61; Hill 3-46; T. Johnson 1-13; Bates 1-7.
San Francisco -- Jones 5-58, 2 TDs; Stokes 4-61; Hearst 4-23, 1 TD; Owens 3-74; Floyd 2-9; Harris 1-14; Uwaezuoke 1-13; Kirby 1-6; Edwards 1-3.

SAINTS 35, LIONS 17

September 21 at Superdome (50,016)

The Saints defense recorded four turnovers on the day, and DT Wayne Martin recorded the second four-sack day of his career, and forced a fumble, en route to the Saints first victory of 1997.

S. Anthony Newman recorded two interceptions and a fumble recovery of Martin's forced fumble, while CB Eric Allen recorded his second interception of the season and returned it 27 yards.

RB Mario Bates had a career-high 162 yards on the ground, scoring two rushing touchdowns, a 74-yard and a 2-yard score, and one passing TD, a 21-yard completion to WR Andre Hastings. QB Heath Shuler added a rushing touchdown to his passing touchdown, throwing a 20-yard TD to WR Daryl Hobbs, and running for a 5-yard score. The Saints offense controlled the clock, holding the ball for 11:24 of the fourth quarter, en route to a 34:35 - 25:25 time of possession advantage.

Detroit	--	0	7	0	10	--	17
New Orleans	--	0	21	7	7	--	35

SCORING

N.O.	Hastings 21 pass from Bates (Brien kick)
N.O.	Bates 74 run (Brien kick)
N.O.	Hobbs 20 pass from Shuler (Brien kick)
Det.	Sanders 17 pass from Mitchell (Hanson kick)
N.O.	Shuler 5 run (Brien kick)
Det.	Hanson 47 field goal
N.O.	Bates 2 run (Brien kick)
Det.	Moore 5 pass from Mitchell (Hanson kick)

TEAM STATISTICS

	Detroit	New Orleans
Total First Downs	22	21
Total Net Yards	355	385
Rushes-Yards	19-118	36-172
Net Yards passing	237	213
Passes (A-C-I)	43-24-3	22-16-0
QB Sacked-Yards	5-16	2-10
Punts-Average	3-34	2-55
Fumbles-Lost	5-1	0-0
Penalties-Yards Lost	5-50	8-62
Time of Possession	25:25	34:35

RUSHING

Detroit -- Sanders 18-113; Vardell 1-5.
New Orleans -- Bates 29-162-2; Shuler 3-6-1; Davis 4-4.

PASSING

Detroit -- Mitchell 43-24-3, 253 yards, 2 TD.
New Orleans -- Shuler 21-15-0, 202 yards, 1 TD; Bates 1-1-0, 21 yards, 1 TD.

RECEIVING

Detroit -- Moore 11-111, 1 TD; Morton 5-72; Metzelaars 3-15; Chryplewicz 2-23; Sanders 1-17, 1 TD; Boyd 1-15; Vardell 1-0.
New Orleans -- Hastings 5-74, 1 TD; Hill 4-36; Guliford 3-43; Zellars 2-27; Farquhar 1-23; Hobbs 1-20, 1 TD.

GIANTS 14, SAINTS 9
September 28 at Giants Stadium (68,891)

New Orleans opened the game with three first quarter sacks, but were unable to pressure Giants' QB Dave Brown enough to prevent the Giants from scoring two first half touchdowns, which were all the points that New York needed.

DE Darren Mickell returned a Dave Brown punt to the Giants' 35-yard line with 5:44 to play, but the Saints were unable to put the ball in the end zone to pull past New York.

New York held the Saints to one-of-12 on third down conversions, and were able to convert seven-of-15 of their own. The teams were nearly even in the total yardage category, with the Saints gaining 266 yards to the Giants 264.

New Orleans held the time of possession edge in the first quarter, 10:42 to 4:18, but were able to only put three points on the board, as the Giants scored on their first play following a 44-yard punt return by Amani Toomer, with just under six minutes left in the first quarter.

New Orleans	--	3	3	0	3	--	9
New York	--	7	7	0	0	--	14

SCORING

N.Y. Alexander 32 pass from Brown (Daluiso kick)
N.O. Brien 36 field goal
N.Y. Calloway 14 pass from Brown (Daluiso kick)
N.O. Brien 32 field goal
N.O. Brien 39 field goal

TEAM STATISTICS

	New Orleans	New York
Total First Downs	14	18
Total Net Yards	266	264
Rushes-Yards	24-73	33-105
Net Yards passing	193	159
Passes (A-C-I)	31-16-1	25-16-1
QB Sacked-Yards	2-10	4-35
Punts-Average	5-41	5-34.4
Fumbles-Lost	1-1	2-1
Penalties-Yards Lost	6-55	3-25
Time of Possession	29:52	30:08

RUSHING

New Orleans -- Bates 18-64; Zellars 3-6; Shuler 2-3; Davis 1-0.
New York -- Wheatley 11-60; Barber 11-42; Way 6-2; Brown 5-1.

PASSING

New Orleans -- Shuler 31-16-1, 203 yards.
New York -- Brown 25-16-1, 194 yards, 2 TD.

RECEIVING

New Orleans -- Farquhar 4-82; Hill 3-26; Hastings 2-36; Guliford 2-26; Zellars 2-12; Bates 2-6; Bech 1-15.
New York -- Calloway 4-63, 1 TD; Way 4-35; Alexander 3-62, 1 TD; Barber 2-29; Pierce 2-2; Cross 1-3.

SAINTS 20, BEARS 17
October 5 at Soldier Field (58,865)

Chicago opened the scoring just over halfway through the first quarter, when Jeff Jaeger kicked a 23-yard field goal, following a Mario Bates fumble.

Doug Brien tied the score at three at the two minute warning, after Heath Shuler hit John Farquhar on a 42-yard pass to put the Saints at the Bears 27 on the first play of the drive.

Mario Bates scored on a 49-yard touchdown run on the Saints third play of the second half, following Heath Shuler completions of 15 yards to Bates, and 9 yards to Randal Hill.

Doug Brien kicked a field goal on the Saints next possession, this time from 48 yards out, but the Bears went back on top with a pair of one-yard TD runs, by Erik Kramer and Raymont Harris.

Following Harris' touchdown, the Saints overcame a penalty on the ensuing kickoff, when Shuler hit Hill on an 89-yard touchdown pass, the longest scoring pass in Saints history and the longest of either player's career, to provide the Saints with the winning margin.

New Orleans	--	0	3	10	7	--	20
Chicago	--	3	0	0	14	--	17

SCORING

Chi. Jaeger 23 field goal
N.O. Brien 38 field goal
N.O. Bates 49 run (Brien kick)
N.O. Brien 48 field goal
Chi. Kramer 1 run (Jaeger kick)
Chi. Harris 1 run (Jaeger kick)
N.O. Hill 89 pass from Shuler (Brien kick)

TEAM STATISTICS

	New Orleans	Chicago
Total First Downs	11	19
Total Net Yards	322	266
Rushes-Yards	30-137	33-101
Net Yards passing	185	165
Passes (A-C-I)	23-9-1	36-19-0
QB Sacked-Yards	2-10	5-24
Punts-Average	9-44.2	12-43.7
Fumbles-Lost	4-2	1-0
Penalties-Yards Lost	9-79	9-60
Time of Possession	25:59	34:01

RUSHING

New Orleans -- Zellars 14-65; Bates 9-58, 1 TD; T. Davis 6-14; Shuler 1-0.
Chicago -- Harris 28-82, 1 TD; Mirer 4-18; Kramer 1-1, 1 TD.

PASSING

New Orleans -- Shuler 23-9-1, 195 yards.
Chicago -- Kramer 20-12-0, 131 yards; Mirer 16-7-0, 58 yards.

RECEIVING

New Orleans -- Hill 5-121, 1 TD; Farquhar 2-51; Bates 1-15; Hastings 1-8.
Chicago -- Ingram 6-59; Proehl 3-39; Harris 3-0; Wetnight 2-36; Penn 2-35; Hughes 2-13; Jennings 1-7.

FALCONS 23, SAINTS 17
October 12 at Superdome (65,619)

The Falcons' Morten Andersen opened the scoring by kicking one of his three field goals on the day, with a 25-yarder, followed by a Chris Chandler to Bert Emanuel 9-yard pass to put the Falcons up 10-0. Doug Brien converted a 35-yarder to cut the lead to 10, but Andersen kicked two field goals within a 2:15 span, including a 55-yarder with :01 remaining in the half, following a questionable call by game officials, to put the Falcons on top, 16-3 at the half. Atlanta enjoyed a 23-3 lead, when QB Danny Wuerffel, who was inserted into the lineup in the second half, threw a 16-yard touchdown pass to WR Andre Hastings, and then led the Saints to another touchdown less than three minutes later, capped off by a Mario Bates 1-yard TD run to get the Saints to 23-17, but the Saints couldn't manage another score to pull in front of the Falcons.

Atlanta	--	10	6	7	0	--	23
New Orleans	--	0	3	0	14	--	17

SCORING

Atl. Andersen 25 field goal
Atl. Emmanuel 9 pass from Chandler (Andersen kick)
N.O. Brien 35 field goal
Atl. Andersen 32 field goal
Atl. Andersen 55 field goal
Atl. Anderson 2 run (Andersen kick)
N.O. Hastings 16 pass from Wuerffel (Brien kick)
N.O. Bates 1 run (Brien kick)

TEAM STATISTICS

	Atlanta	New Orleans
Total First Downs	14	13
Total Net Yards	166	179
Rushes-Yards	31-89	28-80
Net Yards passing	77	99
Passes (A-C-I)	22-10-0	22-14-2
QB Sacked-Yards	5-40	10-76
Punts-Average	6-42	6-41
Fumbles-Lost	2-2	5-2
Penalties-Yards Lost	6-46	6-39
Time of Possession	30:10	29:50

RUSHING

Atlanta -- Anderson 21-62, 1 TD; Hanspard 6-24; Chandler 4-3.
New Orleans -- Bates 15-31, 1 TD; Zellars 4-18; T. Davis 2-15; Shuler 3-9; Wuerffel 2-6; Bender 1-1; Hastings 1-0.

PASSING

Atlanta -- Chandler 22-10-0, 117 yards, 1 TD.
New Orleans -- Wuerffel 13-9-1, 120 yards, 1 TD; Shuler 9-5-1, 55 yards.

RECEIVING

Atlanta -- Emanuel 3-40, 1 TD; Mathis 2-30; Anderson 2-10; Green 1-26; West 1-8; Hanspard 1-3.
New Orleans -- Hastings 4-96, 1 TD; Farquhar 4-40; Zellars 2-15; T. Davis 2-2; Bates 1-14; Hill 1-8.

PANTHERS 13, SAINTS 0
October 19 at Superdome (50,963)

The Saints lost their second straight contest to a divisional opponent, and their 216-game scoring streak, when the Saints fell to the Carolina Panthers, 13-0 before a crowd of 50,963 at the Superdome.

Carolina scored 10 points in the first quarter and just a field goal in the second quarter, to provide the only scoring of the game. 10 of Carolina's 13 points came off of two Saints interceptions.

CB Eric Davis was responsible for the Panthers' two interceptions on the day, one thwarting what would have been a 39-yard touchdown pass to WR Andre Hastings. The Saints' offense could manage only 200 net yards, with 111 net rushing and 89 net passing. QB Danny Wuerffel was sacked seven times (43 yards) in the contest, after being sacked seven times in the second half of the previous week's game against Atlanta. The Saints' furthest penetration into Panthers' territory was the Carolina 33. The Saints average drive started on their own 21-yard line, while Carolina's average drive started on their own 40.

Carolina	--	10	3	0	0	--	13
New Orleans	--	0	0	0	0	--	0

SCORING

Car. Kasay 25 field goal
Car. Johnson 14 pass from Collins (Kasay kick)
Car. Kasay 23 field goal

TEAM STATISTICS

	Carolina	New Orleans
Total First Downs	15	15
Total Net Yards	269	200
Rushes-Yards	29-73	26-111
Net Yards passing	196	89
Passes (A-C-I)	31-23-1	32-13-2
QB Sacked-Yards	1-8	7-43
Punts-Average	6-39	6-48.8
Fumbles-Lost	0-0	2-0
Penalties-Yards Lost	3-17	5-32
Time of Possession	30:41	29:19

RUSHING

Carolina -- Biakabutuka 9-36; Johnson 14-25; Greene 4-15; Collins 2--3.
New Orleans -- Davis 12-45; Zellars 11-40; Wuerffel 2-15; Hill 1-11.

PASSING

Carolina -- Collins 31-23-1, 204 yards, 1 TD.
New Orleans -- Wuerffel 32-13-2, 132 yards.

RECEIVING

Carolina -- Carrier 5-51; Johnson 5-31, 1 TD; Walls 4-47; Carruth 4-40; Greene 3-18; Oliver 1-10; Ismail 1-7.
New Orleans -- Hill 5-79; Farquhar 2-14; Zellars 2-13; T. Davis 2-3; Hastings 1-13; Guliford 1-10.

49ERS 23, SAINTS 0 October 26 at Superdome (60,443)

The Saints were held scoreless for the second consecutive game, marking the first time in club history that has happened. San Francisco scored on their first drive of the game, with a Steve Young to Garrison Hearst 19-yard touchdown pass. New Orleans could only manage one first down in the first half, coming with 19 seconds remaining. Gary Anderson added two second quarter field goals for the 'Niners, one coming on their first possession of the second quarter, and the other on the last play before the break.

Anderson added a field goal on San Francisco's second possession of the third quarter, and Young hit Stokes on their second possession of the fourth quarter to provide the 'Niners scoring on the day.

Heath Shuler replaced Danny Wuerffel for the first series of the fourth quarter, but was sacked and fumbled, and was replaced by Doug Nussmeier on the next possession.

San Francisco --	7	6	3	7	--	23
New Orleans --	0	0	0	0	--	0

SCORING

S.F.	Hearst 19 pass from Young (Anderson kick)
S.F.	Anderson 36 field goal
S.F.	Anderson 51 field goal
S.F.	Anderson 29 field goal
S.F.	Stokes 5 pass from Young (Anderson kick)

TEAM STATISTICS

	San Francisco	New Orleans
Total First Downs	21	6
Total Net Yards	347	142
Rushes-Yards	37-137	18-55
Net Yards passing	210	87
Passes (A-C-I)	32-20-0	25-12-1
QB Sacked-Yards	3-20	4-22
Punts-Average	6-39	8-47.4
Fumbles-Lost	0-0	1-1
Penalties-Yards Lost	5-48	5-36
Time of Possession	37:41	22:19

RUSHING

San Francisco -- Kirby 15-73; Hearst 17-53; Young 1-8; Floyd 3-4; Brohm 1-1.
New Orleans -- Zellers 8-27; Bates 5-18; Shuler 1-5; T. Davis 2-3; Nussmeier 1-2; Bender 1-0.

PASSING

San Francisco -- Young 32-20-0, 230 yards, 2 TD.
New Orleans -- Wuerffel 15-7-1, 60 yards; Nussmeier 9-4-0, 36 yards; Shuler 1-1-0, 13 yards; Hill 0-0-0, 0 yards.

RECEIVING

San Francisco -- Owens 7-94; Stokes 5-57, 1 TD; Clark 2-31; Hearst 2-24, 1 TD; Uwaezuoke 1-10; Harris 1-9; Floyd 1-4; Kirby 1-1.
New Orleans -- Hill 4-34; Zellers 3-21; Hastings 2-33; Guliford 2-16; I. Smith 1-5.

SAINTS 13, RAIDERS 10 November 9 at Oakland Coliseum (40,091)

The Saints improved their record to 3-7 following a 13-10 victory over the Raiders at Oakland Alameda County Coliseum.

K Doug Brien kicked field goals of 48 and 44 yards, and RB Ray Zellers scored from 1-yard out to give the Saints the victory.

The Saints defense held the Raiders scoreless and to 40 net yards in the second half of the game, with 29 coming on the Raiders' final drive.

The Saints offense held the ball for 34:03, which was their second-best time of possession of the season (34:35 vs. Detroit, 9/21), including nearly 20 minutes of the second half, keeping the Raider offense off of the field, and scoring the final 10 points of the game to seal the victory.

New Orleans --	0	3	0	10	--	13
Oakland --	0	10	0	0	--	10

SCORING

Oak.	Williams 1 run (Ford kick)
Oak.	Ford 43 field goal
N.O.	Brien 48 field goal
N.O.	Zellers 1 run (Brien kick)
N.O.	Brien 44 field goal

TEAM STATISTICS

	New Orleans	Oakland
Total First Downs	17	12
Total Net Yards	213	221
Rushes-Yards	35-59	20-32
Net Yards passing	154	189
Passes (A-C-I)	34-21-1	39-17-1
QB Sacked-Yards	3-27	3-22
Punts-Average	8-44.9	8-44.5
Fumbles-Lost	0-0	1-1
Penalties-Yards Lost	12-94	9-91
Time of Possession	34:03	25:57

RUSHING

New Orleans -- Zellers 11-32, 1 TD; Bates 14-31; T. Davis, 5-1; Shuler 5-5.
Oakland -- Kaufman 15-14; George 2-11; Williams 2-6, 1 TD; T. Brown 1-1.

PASSING

New Orleans -- Shuler 34-21-1, 181 yards.
Oakland -- George 39-17-1, 211 yards.

RECEIVING

New Orleans -- Hill 5-52; Guliford 3-37; Zellers 3-26; I. Smith 3-25; Hastings 3-23; T. Davis 2-9; Bech 1-13; McCrary 1-4.
Oakland -- Dudley 5-116; T. Brown 5-43; Kaufman 4-23; Shedd 2-22; Williams 1-7.

SAINTS 20, SEAHAWKS 17 (OT) November 16 at Superdome (50,493)

In the shortest overtime period in NFL history, the Saints defeated the Seattle Seahawks, 20-17, on a Doug Brien 38-yard field goal, 17 seconds into the period. Brien's kick came after Seattle won the overtime coin toss, elected to receive and downed the kick in the end zone. QB Warren Moon stepped to the line, called a time out, and on Seattle's first play, threw an interception to LB Winfred Tubbs, which was returned 15 yards to the Seahawks' 20. Brien then came on for the game-winner, his second in two weeks, and his second three-pointer of the game. His 19-yard field goal extended the Saints lead to 17-10, with 9:27 to go in the fourth quarter.

Seattle's James McKnight then tied the game at 17, on a 34-yard touchdown pass from Moon, but K Todd Peterson missed a chance for the win, as a 45-yard field goal sailed wide right, his second miss of the day (33 - wide right). Seattle opened the scoring with a 36-yard field goal from Peterson.

Darryl Williams returned a Heath Shuler pass 44 yards for a 10-0 Seattle lead before Ray Zellers scored two touchdowns, on touchdown runs of 1 and 2 yards, and Doug Brien booted a 19-yard field goal to provide the Saints with 17 straight points, and a 17-10 lead.

Seattle --	0	10	0	7	0	--	17
New Orleans --	0	7	0	10	3	--	20

SCORING

Sea.	Peterson 36 field goal
Sea.	Williams 44 interception ret. (Peterson kick)
N.O.	Zellers 1 run (Brien kick)
N.O.	Zellers 2 run (Brien kick)
N.O.	Brien 19 field goal
Sea.	McKnight 34 pass from Moon (Peterson kick)
N.O.	Brien 38 field goal

TEAM STATISTICS

	Seattle	New Orleans
Total First Downs	19	14
Total Net Yards	340	173
Rushes-Yards	29-111	30-72
Net Yards passing	229	101
Passes (A-C-I)	46-23-2	18-10-2
QB Sacked-Yards	3-22	3-8
Punts-Average	4-30.3	5-45
Fumbles-Lost	3-2	3-3
Penalties-Yards Lost	6-41	7-65
Time of Possession	33:41	26:36

RUSHING

Seattle -- Warren 22-87; Broussard 3-16; Moon 1-7; Strong 1-2; Galloway 1-1; Richardson 1-0.
New Orleans -- Zellers 14-49, 2 TD; Bates 10-15; Shuler 2-6; McCrary 2-2; Nussmeier 2-0.

PASSING

Seattle -- Moon 46-23-2, 251 yards, 1 TD.
New Orleans -- Shuler 14-6-2, 64 yards; Nussmeier 4-4-0, 45 yards.

RECEIVING

Seattle -- Warren 7-38; Galloway 5-68; Pritchard 4-30; McKnight 3-67, 1 TD; Br. Blades 3-30; Crumpler 1-18.
New Orleans -- Hastings 3-35; Guliford 2-27; Hill 2-25; Zellers 2-21; McCrary 1-1.

FALCONS 20, SAINTS 3 November 23 at Georgia Dome (48,620)

The Saints lost their eighth game of 1997, 20-3 to the Atlanta Falcons, Sunday at the Georgia Dome.

The Falcons' Morten Andersen opened the scoring with a 43-yard field goal, following an earlier miss from 43 yards that sailed wide right. The Andersen attempts came after an interception and a fumble recovery. Andersen converted his second field goal, this one from 22-yards out, following a second interception. Saints' K Doug Brien answered with a 22-yard kick of his own to cut the Falcons' lead in half, with :08 remaining in the first half.

The Falcons recorded their third interception of the game on the Saints' first possession of the second half, after the Saints had the ball at the Falcons' 37-yard line, but were unable to capitalize until their next possession when QB Chris Chandler hit WR Bert Emanuel for a 36-yard touchdown.

Chandler hit WR Terance Mathis on the first play of the fourth quarter for a four-yard touchdown to provide the final margin of victory. QB Billy Joe Hobert entered in relief of Nussmeier, but was intercepted after the Saints had driven to the Falcons' 31-yard line, on a tipped ball.

New Orleans --	0	3	0	0	--	3
Atlanta --	3	3	7	7	--	20

SCORING

Atl.	Andersen 43 field goal
Atl.	Andersen 22 field goal
N.O.	Brien 22 field goal
Atl.	Emanuel 36 pass from Chandler (Andersen kick)
Atl.	Mathis 4 pass from Chandler (Andersen kick)

TEAM STATISTICS

	New Orleans	Atlanta
Total First Downs	11	16
Total Net Yards	173	269
Rushes-Yards	19-58	33-92
Net Yards passing	115	177
Passes (A-C-I)	29-14-4	27-17-0
QB Sacked-Yards	7-35	4-34
Punts-Average	6-48.3	6-33.2
Fumbles-Lost	2-1	4-1
Penalties-Yards Lost	3-20	4-40
Time of Possession	24:13	35:47

RUSHING

New Orleans -- Nussmeier 4-28; Zellers 11-19; McCrary 4-11.
Atlanta -- Anderson 21-65; Hanspard 6-14; Chandler 5-13; Christian 1-0.

PASSING

New Orleans -- Nussmeier 19-10-3, 101 yards; Hobert 10-4-1, 49 yards.
Atlanta -- Chandler 26-17-0, 211 yards, 2 TD; Anderson 1-0-0, 0 yards.

RECEIVING

New Orleans -- Guliford 4-40; I. Smith 2-30; McCrary 2-20; Zellers 2-13; Bech 1-22; Hastings 1-15; Hill 1-7; T. Davis 1-3.
Atlanta -- Emanuel 4-96, 1 TD; Mathis 3-30, 1 TD; Christian 3-17; Anderson 2-16; West 2-15; Green 1-21; Haynes 1-12; Kinchen 1-4.

SAINTS 16, PANTHERS 13
November 30 at Ericsson Stadium (57,957)

The Saints won their first NFC West contest since 11/26/95, when they defeated the Carolina Panthers, 16-13, at Ericsson Stadium.

The Saints scored on the fourth play of the second quarter to give them a 3-0 lead on Doug Brien's 50-yard field goal. On the Saints' next possession, following a Fred Lane fumble that was forced by LB Mark Fields and recovered by LB Winfred Tubbs, RB Ray Zellers ran for a 10-yard touchdown.

The Panthers answered with a 44-yard John Kasay field goal to cut the lead to seven points, but Brien added a 51-yard field goal on the Saints' last possession of the second quarter to give them a 13-3 halftime lead.

The Panthers again got on the board, this time with a 2-yard Fred Lane touchdown on the first play of the fourth quarter, and added a Kasay 31-yard field goal following a Saints' muffed punt, to even the count at 13. On the Panthers' next possession, P Ken Walter kicked a 15-yard punt after being pressured by S Chris Hewitt, and K Doug Brien kicked his game-winning 45-yard field goal with :09 seconds left to secure the victory.

The Saints defense again had a strong performance, forcing three Panther interceptions, with S Sammy Knight adding two picks and S Anthony Newman securing the other, and on special teams, DE Darren Mickell blocked a 26-yard Kasay field goal attempt.

New Orleans -- 0 13 0 3 -- 16
 Carolina -- 0 3 0 10 -- 13

SCORING

N.O. Brien 50 field goal
 N.O. Zellers 10 run (Brien kick)
 Car. Kasay 44 field goal
 N.O. Brien 51 field goal
 Car. Lane 2 run (Kasay kick)
 Car. Kasay 31 kick
 N.O. Brien 45 kick

TEAM STATISTICS

	New Orleans	Carolina
Total First Downs	18	21
Total Net Yards	326	427
Rushes-Yards	32-62	23-186
Net Yards passing	190	241
Passes (A-C-I)	30-14-1	42-24-3
QB Sacked-Yards	0-0	2-9
Punts-Average	4-42	3-37
Fumbles-Lost	1-1	3-1
Penalties-Yards Lost	5-36	9-60
Time of Possession	29:50	30:10

RUSHING

New Orleans -- Zellers 18-95, 1 TD; T. Davis 9-37; Hobert 4-4; McCrary 1-0.
 Carolina -- Lane 13-112, 1 TD; Greene 7-30; Beuerlein 1-20; Ismail 1-18; Johnson 1-6.

PASSING

New Orleans -- Hobert 30-14-1, 190 yards.
 Carolina -- Beuerlein 27-17-1, 168 yards; Collins 15-7-2, 82 yards.

RECEIVING

New Orleans -- Hill 4-40; I. Smith 4-39; Zellers 3-58; Hastings 2-39; Savioe 1-14.
 Carolina -- Walls 8-63; Ismail 6-102; Greene 5-35; Muhammad 3-40; Lane 1-7; Mills 1-3.

RAMS 34, SAINTS 27
December 7 at Superdome (54,803)

The Saints closed out their NFC West slate when they were defeated, 34-27, by the St. Louis Rams. New Orleans compiled their second-highest point total of the season in the contest, and scored their first first quarter touchdown of the season en route to a 27-13 lead shortly into the fourth quarter, but 21 straight St. Louis points, highlighted by a pair of Tony Banks to Isaac Bruce touchdown passes sealed the Rams' victory.

QB Billy Joe Hobert continued to be impressive, completing 18 of 42 for a season-high 259 yards and two touchdowns. WR Andre Hastings turned in only the second 100-yard receiving day for the Saints this season and added a receiving touchdown as did TE Irv Smith, registering his first TD reception of the season.

The Saints defense sacked Rams QB Tony Banks five times, and intercepted him once on the day, and LB Mark Fields stripped Rams RB Craig Heyward of the ball and returned it for a 21-yard TD, for the Saints' only first quarter touchdown of the season. The Saints also registered a score in every quarter for the first time this season.

St. Louis -- 0 13 0 21 -- 34
 New Orleans -- 10 3 7 7 -- 27

SCORING

N.O. Brien 49 field goal
 N.O. Fields 21 fumble return (Brien kick)
 St.L. Conwell 3 pass from Banks (Wilkins kick)
 St.L. Wilkins 37 field goal
 N.O. Brien 53 field goal
 St.L. Wilkins 34 field goal
 N.O. Hastings 34 pass from Hobert (Brien kick)
 N.O. I. Smith 1 pass from Hobert (Brien kick)
 St.L. Moore 3 run (Wilkins kick)
 St.L. Bruce 30 pass from Banks (Wilkins kick)
 St.L. Bruce 5 pass from Banks (Wilkins kick)

TEAM STATISTICS

	St. Louis	New Orleans
Total First Downs	23	16
Total Net Yards	343	284
Rushes-Yards	35-114	12-44
Net Yards passing	229	240
Passes (A-C-I)	42-22-1	42-18-2
QB Sacked-Yards	5-38	2-19
Punts-Average	5-39	6-43.5
Fumbles-Lost	3-2	4-2
Penalties-Yards Lost	10-78	4-63
Time of Possession	38:54	21:06

RUSHING

St. Louis -- Moore 13-39, 1 TD; Banks 4-28; Heyward 8-22; Thompson 9-18; Lee 1-7.
 New Orleans -- T. Davis 4-23; Zellers 8-21.

PASSING

St. Louis -- Banks 41-22-1, 267 yards, 3 TD; Rypien 1-0-0, 0 yds.
 New Orleans -- Hobert 42-18-2, 259 yards, 2 TD.

RECEIVING

St. Louis -- Bruce 9-144, 2 TD; Kennison 3-27; Small 2-32; Heyward 2-25; Lee 2-18; Conwell 2-15, 1 TD; Laing 1-6; Moore 1-0.
 New Orleans -- Hastings 6-120, 1 TD; Hill 5-67; Farquhar 3-35; I. Smith 2-26, 1 TD; Zellers 2-11.

SAINTS 27, CARDINALS 10
December 14 at Superdome (45,517)

The Saints closed out their home schedule with a 27-10 victory over the Arizona Cardinals in the Superdome.

QB Billy Joe Hobert continued to shine, shaking off a 2-9 first half passing mark, to go 12-15 for 243 yards and three touchdowns.

WR Randal Hill led the receiving corps, snaring five passes for a team season-high 124 yards, and one touchdown. WR Eric Guliford and TE John Farquhar each caught their first touchdown passes of the season, and their first as a Saint.

The Saints defense again played tough, recording five sacks and two interceptions on Cardinals' QB Jake Plummer. Wayne Martin extended his streak to four consecutive seasons with double-digit sacks, while S Rob Kelly, in his first NFL start, recorded eight tackles, two passes defended, a forced fumble, and an interception, which thwarted a Cardinals' scoring threat with just over 3:00 remaining in the contest.

Arizona -- 7 3 0 0 -- 10
 New Orleans -- 0 3 7 17 -- 27

SCORING

Ariz. Plummer 10 run (Nedney kick)
 N.O. Brien 20 field goal
 Ariz. Nedney 30 field goal
 N.O. Hill 9 pass from Hobert (Brien kick)
 N.O. Brien 33 field goal
 N.O. Guliford 16 pass from Hobert (Brien kick)
 N.O. Farquhar 8 pass from Hobert (Brien kick)

TEAM STATISTICS

	Arizona	New Orleans
Total First Downs	18	17
Total Net Yards	265	382
Rushes-Yards	28-111	34-130
Net Yards passing	154	252
Passes (A-C-I)	37-17-2	24-14-1
QB Sacked-Yards	5-26	0-0
Punts-Average	6-50.3	6-57
Fumbles-Lost	2-2	0-0
Penalties-Yards Lost	9-59	13-107
Time of Possession	29:40	30:20

RUSHING

Arizona -- Ron Moore 22-79; Plummer 3-21, 1 TD; Centers 3-11.
 New Orleans -- Zellers 19-72; Hastings 1-27; Hobert 7-17; T. Davis 6-13; Bates 1-1.

PASSING

Arizona -- Plummer 37-17-2, 180 yards.
 New Orleans -- Hobert 24-14-1, 252 yards, 3 TD.

RECEIVING

Arizona -- Sanders 4-55; Williams 4-54; Rob Moore 4-31; Carter 1-15; Centers 1-9; Gedney 1-8; Edwards 1-6; Plummer 1-2.
 New Orleans -- Hill 5-124, 1 TD; Guliford 2-38, 1 TD; Zellers 2-22; Hastings 2-6; Poole 1-49; Farquhar 1-8, 1 TD; I. Smith 1-5.

CHIEFS 25, SAINTS 13
December 21 at Arrowhead Stadium (66,772)

After winning nine consecutive season finales, the Saints ended their second straight season with a loss at Kansas City.

New Orleans was thwarted on their first possession of the game, after driving to the Chiefs' 24-yard line, Jerome Woods intercepted a Billy Joe Hobert pass in the end zone to end the Saints' scoring opportunity. Kansas City then scored on their first possession of the game, on a Pete Stoyanovich 30-yard field goal, 11:27 into the first quarter.

The Chiefs again scored, this time 6:33 into the second quarter, on a Stoyanovich 25-yard kick. On the ensuing drive, Kansas City forced New Orleans to punt, and the Chiefs' Tamarick Vanover returned the Royals' boot for an 82-yard score.

The Saints' first score of the contest came on their second possession of the third quarter, when Billy Joe Hobert found Keith Poole on a 32-yard toss. The second-half score ended the Chiefs' then-NFL-record 10 consecutive games without allowing a second-half score.

The Chiefs then scored first in the fourth quarter on a 3-yard Marcus Allen run, followed by a Rich Gannon to Ted Popson 3-yard scoring pass on their next possession.

The Saints' other touchdown came on their final possession of the game, when Danny Wuerffel found Poole for his second scoring reception of the day, a 14-yard score.

The Saints defense again shined, limiting the Chiefs to 20 net passing yards. They also sacked Chiefs' quarterbacks three times to break the team's previous season-high for quarterback sacks, finishing 1997 with 59 sacks, which led the NFL.

New Orleans -- 0 0 7 6 -- 13
 Kansas City -- 3 9 0 13 -- 25

SCORING

K.C. Stoyanovich 30 field goal
 K.C. Stoyanovich 25 field goal
 K.C. Vanover 82 punt return (pass failed)
 N.O. Poole 32 pass from Hobert (Brien kick)
 K.C. Allen 3 run (pass failed)
 K.C. Popson 3 pass from Gannon (Stoyanovich kick)
 N.O. Poole 14 pass from Wuerffel (run failed)

TEAM STATISTICS

	New Orleans	Kansas City
Total First Downs	17	14
Total Net Yards	252	176
Rushes-Yards	25-103	41-156
Net Yards passing	149	20
Passes (A-C-I)	29-13-3	19-94-0
QB Sacked-Yards	2-10	3-30
Punts-Average	4-46.5	6-36.2
Fumbles-Lost	2-2	1-0
Penalties-Yards Lost	3-14	10-81
Time of Possession	26:51	33:09

RUSHING

New Orleans -- Zellers 18-47; Davis 5-41; Hobert 1-15; Wuerffel 1-0.
 Kansas City -- Allen 9-50, 1 TD; Bennett 10-37; Hill 10-32; Grbac 4-18; Richardson 2-11; Aguiar 1-5; Anders 3-4; Tolliver 2-1.

PASSING

New Orleans -- Hobert 25-11-3, 141 yards, 1 TD; Wuerffel 4-2-0, 18 yards, 1 TD.
 Kansas City -- Grbac 14-5-0, 51 yards; Gannon 4-3-0, 7 yards, 1 TD; Tolliver 1-1-0, -8 yards.

RECEIVING

New Orleans -- Guliford 4-53; Poole 3-49, 2 TD; Hastings 3-34; I. Smith 1-13; Zellers 1-6; T. Davis 1-4.
 Kansas City -- Anders 4-26; Popson 2-15, 1 TD; Gonzalez 1-9; Allen 1-5; Bennett 1-(-5).



SAINTS 1997 STATISTICS

WON 6, LOST 10

8/31	L	24-38	at St. Louis	64,575
9/7	L	6-20	San Diego	65,760
9/14	L	7-33	at San Francisco	61,838
9/21	W	35-17	Detroit	50,016
9/28	L	9-14	at New York Giants	68,891
10/5	W	20-17	at Chicago	58,865
10/12	L	17-23	Atlanta	65,619
10/19	L	0-13	Carolina	50,963
10/26	L	0-23	San Francisco	60,443
11/9	W	13-10	at Oakland	40,091
11/16	W	20-17	OT Seattle	50,493
11/23	L	3-20	at Atlanta	48,620
11/30	W	16-13	at Carolina	57,957
12/7	L	27-34	St. Louis	54,803
12/14	W	27-10	Arizona	45,517
12/21	L	13-25	at Kansas City	66,772

	N.O.	OPP.
TOTAL FIRST DOWNS	229	280
Rushing	78	95
Passing	127	168
Penalty	24	17
3rd Down: Made/Att.	54/207	102/252
3rd Down: Pct.	26.1	40.5
4th Down: Made/Att.	14/22	7/12
4th Down: Pct.	63.6	58.3
POSSESSION AVG.	27:47	32:13
TOTAL NET YARDS	4045	4645
Avg. Per Game	252.8	290.3
Total Plays	925	1073
Avg. Per Play	4.4	4.3
NET YARDS RUSHING	1461	1764
Avg. Per Game	91.3	110.3
Total Rushes	417	496
NET YARDS PASSING	2584	2881
Avg. Per Game	161.5	180.1
Sacked/Yards Lost	50/317	59/408
Gross Yards	2901	3289
Att./Completions	458/228	518/293
Completion Pct.	49.8	56.6
Had Intercepted	33	16
PUNTS/AVERAGE	88/45.9	92/39.9
NET PUNTING AVG.	88/34.9	92/33.0
PENALTIES/YARDS	101/811	110/895
FUMBLES/BALL LOST	34/22	31/15
TOUCHDOWNS	24	35
Rushing	9	11
Passing	13	21
Returns	2	3

SCORE BY PERIODS

	Q1	Q2	Q3	Q4	OT	PTS.
SAINTS	22	76	38	98	3	237
OPP.	70	107	51	99	0	327

SCORING

	TD-Ru	-Pa	-RT	PAT	FG	S	PTS.	
Brien.....	0	0	0	22/22	23/27	0	91	
Hastings.....	5	0	5	0	0	0	32	
Bates.....	4	4	0	0	0	0	24	
Zellars.....	4	4	0	0	0	0	24	
Guliford.....	2	0	1	1	0	0	12	
Hill.....	2	0	2	0	0	0	12	
Poole.....	2	0	2	0	0	0	12	
Farquhar.....	1	0	1	0	0	0	6	
Fields.....	1	0	0	1	0	0	6	
Hobbs TM.....	1	0	1	0	0	0	6	
Shuler.....	1	1	0	0	0	0	6	
I. Smith.....	1	0	1	0	0	0	6	
TEAM.....	24	9	13	2	22/22	23/27	0	237
OPP.....	35	11	21	3	33/33	28/36	0	327
2 Pt. Conv.: Hastings, TEAM 1-2, OPP 0-2								

2 Pt. Conv.: Hastings, TEAM 1-2, OPP. 0-2

SACKS: Martin 10.5, J. Johnson 8.5, Fields 8.0, Glover 6.5, B. Smith 5.0, Mitchell 4.0, Molden 4.0, Mickell 3.5, Harvey 3.0, Tubbs 2.5, Sagapolutele 2.0, Tomich 1.0, Dixon 0.5.

SAINTS	59.0
OPPONENTS	50.0

RUSHING

	No.	Yds.	Avg.	Long	TD
Zellars.....	156	552	3.5	27	4
Bates.....	119	440	3.7	74t	4
T. Davis.....	75	271	3.6	20	0
Hobert LG.....	14	43	3.1	15	0
Hobert TM.....	12	36	3.0	15	0
Shuler.....	22	38	1.7	8	1
Hastings.....	4	35	8.8	27	0
Nussmeier.....	8	30	3.8	15	0
Wuerffel.....	6	26	4.3	10	0
McCrary.....	8	15	1.9	8	0
Hill.....	1	11	11.0	11	0
Bender.....	5	9	1.8	6	0
Guliford.....	1	-2	-2.0	-2	0
TEAM.....	417	1461	3.5	74t	9
OPP.....	496	1764	3.6	50	11

KICKOFF RETURNS

	No.	Yds.	Avg.	Long	TD
Guliford.....	43	1128	26.2	102t	
T. Davis.....	9	173	19.2	29	0
Twynier LG.....	4	72	18.0	24	0
Bech.....	3	47	15.7	30	0
McCrary.....	2	26	13.0	15	0
Tomich.....	1	0	0.0	0	0
TEAM.....	58	1374	23.7	102t	1
OPP.....	51	1139	22.3	59	0

FIELD GOALS

	1-19	20-29	30-39	40-49	50+
Brien	1/1	2/2	10/10	6/9	4/5
TEAM	1/1	2/2	10/10	6/9	4/5
OPP.	0/0	8/9	12/14	6/11	2/2

PUNT RETURNS

	Ret	FC	Yds	Avg	Long	TD
Guliford	47	26	498	10.6	32	0
Hastings	1	0	-2	-2.0	-2	0
TEAM	48	26	496	10.3	32	0
OPP.	50	14	706	14.1	82t	1

INTERCEPTIONS

INTERCEPTIONS					
	No.	Yds.	Avg.	Long	TD
Knight.....	5	75	15.0	39	0
Newman.....	3	19	6.3	17	0
Washington.....	2	30	15.0	30	0
Allen.....	2	27	27.0	27	0
Tubbs.....	2	21	10.5	15	0
Kelly.....	1	15	15.0	15	0
Harvey.....	1	7	7.0	7	0
TEAM.....	16	194	12.1	39	0
OPP.....	33	342	10.4	44t	1

RECEIVING

RECEIVING					
	No.	Yds.	Avg.	Long	TD
Hill	55	761	13.8	89t	2
Hastings	48	722	15.0	39	5
Zellars	31	263	8.5	38	0
Guliford	27	362	13.4	47	1
Farquhar	17	253	14.9	42	1
I. Smith	17	180	10.6	25	1
T. Davis	13	85	6.5	18	0
Bates	5	42	8.4	15	0
Poole	4	98	24.5	49	2
Twynier LG	4	45	11.3	16	0
McCrary	4	17	4.3	11	0
Bech	3	50	16.7	22	0
Harper LG	2	65	32.5	52	0
Hobbs TM	2	41	20.5	21	1
Savoie	1	14	14.0	14	0
T. Johnson	1	13	13.0	13	0
TEAM	228	2901	12.7	89t	13
OPP	293	3289	11.2	52	21

PUNTING

PUNTING								
	No.	Yds	Avg	Net	TB	In	Lg	B
Royals.....	88	4308	45.9	34.9	13	21	66	0
TEAM	88	4308	45.9	34.9	13	21	66	0
OPP.....	92	3668	39.9	33.0	7	27	62	1

PASSING

	Att.	Cmp	Yds	Cmp%	Yds/Att	TD	TD%	Int	Int%	Long	Sack/Lost	Rating
Shuler	203	106	1288	52.2	6.34	2	1.0	14	6.9	89t	21/132	46.6
Hobert LG	161	78	1024	48.4	6.36	6	3.7	10	6.2	49	6/36	55.5
Hobert TM	131	61	891	46.6	6.80	6	4.6	8	6.1	49	4/29	59.0
Wuerffel	91	42	518	46.2	5.69	4	4.4	8	8.8	47	18/116	42.3
Nussmeier	32	18	183	56.3	5.72	0	0.0	3	9.4	24	6/32	33.7
Bates	1	1	21	100.0	21.00	1	100.0	0	0.0	21t	0/0	158.3
Hill	0	0	0	-	-	0	-	0	-	-	1/8	-
TEAM	458	228	2901	49.8	6.33	13	2.8	33	7.2	89t	50/317	49.4
OPPONENTS	518	293	3289	56.6	6.35	21	4.1	16	3.1	52	59/408	76.3

DEFENSIVE STATS

	Tkl	Ast	Tot	Sack	Yds	Int	Yds	PD	FR	FF
W. Tubbs	116	44	160	2.5	20	2	21	9	2	2
M. Fields	88	20	108	8	77			3	2	4
S. Knight	67	17	84			5	75	12	1	
A. Molden	57	12	69	4	36			13	2	3
W. Martin	54	9	63	10.5	60			7	1	1
A. Newman	53	10	63			3	19	7	1	
E. Allen	45	5	50			2	27	9		
R. Harvey	43	7	50	3	11	1	7	6	1	1
J. Johnson	39	7	46	8.5	65			3	1	1
M. Washington	40	5	45			2	30	10	1	
P. Sagapolutele	24	11	35	2	10					
L. Glover	24	9	33	6.5	33			1	1	1
D. Mickell	20	12	32	3.5	28			3	1	
B. Smith	22	8	30	5	42					
K. Mitchell	20	4	24	4	23					1
V. Adams	17	4	21							1
R. Kelly	14	5	19			1	15	3		
C. Hewitt	12	4	16					1	1	1
J. Tomich	11	1	12	1	7			1		
J. Cherry	6	0	6							
A. Robbins	6	0	6					1		
A. Hastings	5	0	5							
W. Roaf	5	0	5							
R. Hill	4	0	4							
E. Dixon	2	2	4	0.5	4			1		
E. Guliford	3	0	3							
T. Davis	2	0	2						1	
J. Fontenot	2	0	2							
M. Hayes	1	0	1						1	
D. Wuerffel	1	0	1						2	
A. McCollum	1	0	1							
M. Bates	1	0	1							
J. Farquhar	1	0	1							
K. Hills	1	0	1							
B. Bech	1	0	1							
H. Shuler	1	0	1						2	
R. Zellars	1	0	1						2	
D. Greer	1	0	1							
B.J. Hobert	1	0	1							
C. Jones	0	0	0						2	

SPECIAL TEAMS TOTALS

	Tkl	Ast	Tot	FR	FF	BK
J. Cherry	13	1	14			
D. Davis	10	1	11			
S. Knight	9	0	9			
R. Kelly	7	2	9			
F. McCrary	8	0	8			1
E. Dixon	7	1	8			
K. Gammon	6	1	7			
W. Bender	5	1	6			1
B. Bech	5	0	5	1		
K. Mitchell	5	0	5			
D. Greer	4	1	5			
W. Tubbs	2	2	4			
R. Harvey	3	0	3			
A. Molden	3	0	3			
M. Washington	2	0	2			
J. Tomich	2	0	2		1	
C. Hewitt	2	0	2			
M. Royals	1	0	1			
I. Aleaga	1	0	1			
K. Poole	1	0	1			
G. Twynier	1	0	1			
D. Mickell	0	0	0			
E. Guilford	0	0	0			1

NEW ORLEANS SAINTS 1997 OFFENSE

Opp	1Dn Tot	1Dn Rush	1Dn Pass	1Dn Pen	3Dn Made	3Dn Att	Total Yards	Plays	Gain/Play	Rushing No	Rushing Yds	Rushing Avg.	Att	Comp	Net	Sack	Yds	Int
@St.L.	13	3	8	2	3	11	241	55	4.4	19	82	4.3	33	12	159	3	25	3
S.D.	14	2	11	1	3	12	243	64	3.8	23	65	2.8	38	20	178	3	16	3
@S.F.	12	3	7	2	3	13	260	52	5.0	25	84	3.4	26	12	176	1	9	6
Det.	21	9	12	0	10	14	385	60	6.4	36	172	4.8	22	16	213	2	10	0
@NYG	14	4	9	1	1	12	266	57	4.7	24	73	3.0	31	16	193	2	10	1
@Chi.	11	4	5	2	0	12	322	55	5.9	30	137	4.6	23	9	185	2	10	1
Atl.	13	6	6	1	2	13	179	60	3.0	28	80	2.9	22	14	99	10	76	2
Car.	15	8	6	1	4	14	200	65	3.1	26	111	4.3	32	13	89	7	43	2
S.F.	6	3	3	0	3	13	142	47	3.0	18	55	3.1	25	12	87	4	22	1
@Oak.	17	7	8	2	6	19	213	72	3.0	35	59	1.7	34	21	154	3	27	1
Sea.	14	4	7	3	3	12	173	51	3.4	30	75	2.5	18	10	102	3	8	2
@Atl.	11	3	7	1	1	13	177	55	3.1	20	55	3.1	29	14	118	6	32	4
@Car.	18	10	8	0	6	14	326	62	5.3	32	136	4.3	30	14	190	0	0	1
St.L.	16	2	11	3	2	11	284	56	5.1	12	44	3.7	42	18	240	2	19	2
Ariz.	17	5	9	3	3	11	382	58	6.6	34	130	3.8	24	14	252	0	0	1
@K.C.	17	5	10	2	4	13	252	56	4.5	25	103	4.1	29	13	149	2	10	3
Totals	229	78	127	24	54	207	4045	925	4.4	417	1461	3.5	458	228	2584	50	317	33

Opp.	Fum	Lost	Punt Ret	KO Ret	Int Ret	TD Rush	TD Pass	TD Ret	KPAT Made	KPAT Att	2-PT Made	2-PT Att	FG Made	FG Att	Time Poss.
@St.L.	2	2	4	5	1	0	1	1	1	1	1	1	3	3	25:39
S.D.	3	3	3	3	1	0	0	0	0	0	0	0	2	2	30:52
@S.F.	3	2	3	8	0	0	1	0	1	1	0	0	0	0	23:15
Det.	1	0	2	1	3	3	2	0	5	5	0	0	0	2	34:35
@NYG.	1	1	3	2	1	0	0	0	0	0	0	0	3	3	29:52
@Chi.	4	2	6	3	0	1	1	0	2	2	0	0	2	2	25:59
Atl.	5	2	1	1	0	1	1	0	2	2	0	0	1	1	29:50
Car.	2	0	1	4	1	0	0	0	0	0	0	0	0	0	29:19
S.F.	1	1	3	5	0	0	0	0	0	0	0	0	0	0	22:19
@Oak.	0	0	7	2	1	1	0	0	1	1	0	0	2	2	34:03
Sea.	3	3	2	4	2	2	0	0	2	2	0	0	2	2	26:36
@Atl.	2	1	1	4	0	0	0	0	0	0	0	0	1	2	24:13
@Car.	1	1	2	4	3	1	0	0	1	1	0	0	3	3	29:50
St.L.	4	2	5	5	1	0	2	1	3	3	0	0	2	2	21:06
Ariz.	0	0	2	1	2	0	3	0	3	3	0	0	2	2	30:20
@K.C.	2	2	3	6	0	0	2	0	1	1	0	1	0	1	26:51
Totals	34	22	48	58	16	9	13	2	22	22	1	2	23	27	27:47

NEW ORLEANS SAINTS 1997 DEFENSE

Opp	1Dn Tot	1Dn Rush	1Dn Pass	1Dn Pen	3Dn Made	3Dn Att	Total Yards	Plays	Gain/Play	Rushing No	Rushing Yds	Rushing Avg.	Att	Comp	Net	Sack	Yds	Int
@St.L.	20	10	9	1	4	12	403	66	6.1	43	189	4.4	21	13	214	2	12	1
S.D.	11	1	10	0	5	16	230	61	3.8	30	59	2.0	29	17	171	2	24	1
@S.F.	17	5	12	0	6	16	304	66	4.6	33	91	2.8	27	22	213	6	48	0
Det.	22	5	17	0	7	13	355	67	5.3	19	118	6.2	43	24	237	5	16	3
@NYG	18	6	10	2	7	15	264	62	4.3	33	105	3.2	25	16	159	4	35	1
@Chi.	19	5	10	4	4	19	266	74	3.6	33	101	3.1	36	19	165	5	24	0
Atl.	14	8	6	0	4	13	166	58	2.9	31	89	2.9	22	10	77	5	40	0
Car.	15	2	13	0	8	16	269	61	4.4	29	73	2.5	31	23	196	1	8	1
S.F.	21	7	13	1	7	16	347	72	4.8	37	137	3.7	32	20	210	3	20	0
@Oak.	12	4	6	2	5	16	221	62	3.6	20	32	1.6	39	17	189	3	22	1
Sea.	19	5	12	2	8	20	340	78	4.4	29	111	3.8	46	23	229	3	22	2
@Atl.	16	6	9	1	5	14	269	64	4.2	32	92	2.8	27	17	177	5	34	0
@Car.	21	9	12	0	7	14	427	67	6.4	23	186	8.1	42	24	241	2	9	3
St.L.	23	6	16	1	11	20	343	82	4.2	35	114	3.3	42	22	229	5	38	1
Ariz.	18	6	9	3	7	16	265	70	3.8	28	111	4.0	37	17	154	5	26	2
@K.C.	14	10	4	0	7	16	176	63	2.8	41	156	3.8	19	9	20	3	30	0
Totals	280	95	168	17	102	252	4645	1073	4.3	496	1764	3.6	518	293	2881	59	408	16

Opp.	Fum	Lost	Punt Ret	KO Ret	Int Ret	TD Rush	TD Pass	TD Ret	KPAT Made	KPAT Att	2-PT Made	2-PT Att	FG Made	FG Att	Time Poss.
@St.L.	0	0	3	6	3	3	2	0	5	5	0	0	1	2	34:21
S.D.	2	1	2	3	3	0	1	1	2	2	0	0	2	2	29:08
@S.F.	2	1	1	2	6	0	3	0	3	3	0	0	4	4	36:45
Det.	5	1	2	6	0	0	2	0	2	2	0	0	1	1	25:25
@NYG.	2	1	3	3	1	0	2	0	2	2	0	0	0	1	30:08
@Chi.	1	0	5	5	1	2	0	0	2	2	0	0	1	1	34:01
Atl.	2	2	2	1	2	1	1	0	2	2	0	0	3	3	30:10
Car.	0	0	4	1	2	0	1	0	1	1	0	0	2	2	30:41
S.F.	0	0	5	0	1	0	2	0	2	2	0	0	3	3	37:41
@Oak.	1	1	5	3	1	1	0	0	1	1	0	0	1	1	25:57
Sea.	3	2	2	3	2	0	1	1	2	2	0	0	1	3	33:41
@Atl.	4	1	4	2	4	0	2	0	2	2	0	0	2	3	35:47
@Car.	3	1	1	3	1	1	0	0	1	1	0	0	2	3	30:10
St.L.	3	2	5	6	2	1	3	0	4	4	0	0	2	4	38:54
Ariz.	2	2	4	5	1	1	0	0	1	1	0	0	1	1	29:40
@K.C.	1	0	2	2	3	1	1	1	1	1	0	2	2	2	33:09
Totals	31	15	50	51	33	11	21	3	33	33	0	2	28	36	32:13

WHERE THE SAINTS STOOD IN 1997 (NFC/NFL)

	Offense	Defense
Points	15/30	6/13T
Total Net Yards	15/30	4/4
Net Rushing Yards	14/27	6/14
Net Passing Yards	13/27	4/6
First Downs	15/30	5/8T
Third Down Conversions	15/29	14/24
Time of Possession	15/29	
Takeaway/Giveaway Ratio	15/30	
Takeaways		5/8T
Giveaways	15/30	

New Orleans Saints Yearly Rankings (1988-97)

	OFFENSE			DEFENSE		
	Total	Rush	Pass	Total	Rush	Pass
1988	9	3	11	7	9	8T
1989	6	6	6	6	1	12
1990	12	8	12	8	5	9
1991	7	8	6	2	2	2
1992	9	10	6	2	4	1
1993	10	7	9	6	13	1
1994	6	13	4	12	9	13
1995	10	14	7	11	12	10
1996	14	15	12	8	14	3
1997	15	14	13	4	6	4

	OFFENSE			DEFENSE		
	Total	Rush	Pass	Total	Rush	Pass
1988	16	11	18	12	11	18
1989	11	11	13	12	1	26
1990	23	16	26	15	6	19
1991	15	14	10	2	2	2
1992	14	16	11	2	7T	1
1993	21	14	21	7	25	1
1994	12	26	8	25	18	26
1995	19	28	10	22	21	22
1996	29	30	25	13	27	3
1997	30	27	27	4	14	6

1997 GAME-BY-GAME STARTERS

	8/31	9/7	9/14	9/21	9/28	10/5	10/12	10/19	10/26	11/9	11/16	11/23	11/30	12/7	12/14	12/21
	@St.L.	S.D.	@S.F.	Det.	@NYG	@Chi.	Atl.	Car.	S.F.	@Oak.	Sea.	@Atl.	@Car.	St.L.	Ariz.	@K.C.
WR	Hastings	Hastings	Hastings	Hastings	Hastings	Hastings	Hastings	Hastings	Hastings	Hastings	Hastings	Hastings	Hastings	Hastings	Hastings	Hastings
WR	Hill	Hill	Hill	Hill	Hill	Hill	Hill	Hill	Hill	Hill	Hill	Hill	Hill	Hill	Hill	Guliford
TE	I. Smith	I. Smith	T. Johnson	Farquhar	Farquhar	Farquhar	Farquhar	Farquhar	Roaf	Farquhar	Farquhar	I. Smith	I. Smith	I. Smith	I. Smith	I. Smith
LT	Roaf	Roaf	Roaf	Roaf	Roaf	Roaf	Roaf	Roaf	Roaf	Roaf	Roaf	Roaf	Roaf	Roaf	Roaf	Roaf
LG	McCollum	McCollum	McCollum	McCollum	McCollum	McCollum	McCollum	McCollum	McCollum	McCollum	McCollum	McCollum	McCollum	McCollum	McCollum	McCollum
C	Fontenot	Fontenot	Fontenot	Fontenot	Fontenot	Fontenot	Fontenot	Fontenot	Fontenot	Fontenot	Fontenot	Fontenot	Fontenot	Fontenot	Fontenot	Fontenot
RG	Verstegen	Verstegen	Verstegen	Verstegen	Verstegen	Verstegen	Verstegen	Verstegen	Hills	Hills	Hills	Hills	Hills	Hills	I. Davis	I. Davis
RT	C. Jones	C. Jones	C. Jones	C. Jones	C. Jones	C. Jones	C. Jones	C. Jones	Siglar	C. Jones	C. Jones	C. Jones	C. Jones	C. Jones	C. Jones	C. Jones
QB	Shuler	Shuler	Shuler	Shuler	Shuler	Shuler	Shuler	Wuerffel	Wuerffel	Shuler	Shuler	Nussmeier	Hobert	Hobert	Hobert	Hobert
RB	Bates	T. Davis	T. Davis	Bates	Bates	Bates	Bates	T. Davis	Zellars	Bates	Bates	Zellars	T. Davis	T. Davis	T. Davis	T. Davis
FB	Zellars	Zellars	Zellars	Zellars	Zellars	Zellars	Zellars	Zellars	Zellars	Zellars	Zellars	Zellars	Zellars	Zellars	Zellars	Zellars

	8/31	9/7	9/14	9/21	9/28	10/5	10/12	10/19	10/26	11/9	11/16	11/23	11/30	12/7	12/14	12/21
	@St.L.	S.D.	@S.F.	Det.	@NYG	@Chi.	Atl.	Car.	S.F.	@Oak.	Sea.	@Atl.	@Car.	St.L.	Ariz.	@K.C.
LDE	Mickell	Mickell	Mickell	Mickell	Mickell	Mickell	Mickell	Mickell	Mickell	Mickell	B. Smith	Mickell	Mickell	Mickell	Tomich	B. Smith
LDT	Martin	Martin	Martin	Martin	Martin	Martin	Martin	Martin	Martin	Martin	Martin	Martin	Martin	Martin	Martin	Martin
RDT	Sagapolutele	Sagapolutele	Sagapolutele	Sagapolutele	Sagapolutele	Sagapolutele	Sagapolutele	Sagapolutele	Sagapolutele	Sagapolutele	Sagapolutele	Sagapolutele	Glover	Sagapolutele	Sagapolutele	Glover
RDE	J. Johnson	J. Johnson	J. Johnson	J. Johnson	J. Johnson	J. Johnson	J. Johnson	J. Johnson	J. Johnson	J. Johnson	J. Johnson	J. Johnson	J. Johnson	J. Johnson	J. Johnson	J. Johnson
SLB	Harvey	Harvey	Harvey	Harvey	Harvey	Harvey	Harvey	Harvey	Harvey	Harvey	Harvey	Harvey	Harvey	Harvey	Mitchell	Mitchell
MLB	Tubbs	Tubbs	Tubbs	Tubbs	Tubbs	Tubbs	Tubbs	Tubbs	Tubbs	Tubbs	Tubbs	Tubbs	Tubbs	Tubbs	Tubbs	Tubbs
WLB	Fields	Fields	Fields	Fields	Fields	Fields	Fields	Fields	Fields	Fields	Fields	Fields	Aleaga	Fields	Fields	Fields
LCB	Molden	Molden	Molden	Molden	Molden	Molden	Washington	Molden	Molden	Molden	Molden	Molden	Molden	Molden	Molden	Molden
RCB	Allen	Allen	Allen	Allen	Allen	Allen	Allen	Allen	Allen	Allen	Allen	Allen	Allen	Allen	Allen	Allen
SS	Newman	Newman	Newman	Newman	Newman	Newman	Newman	Newman	Newman	Newman	Newman	Hewitt	Newman	Hewitt	Knight	Knight
FS	Adams	Adams	Adams	Adams	Knight	Knight	Knight	Knight	Knight	Knight	Knight	Knight	Knight	Knight	Kelly	Kelly
Nickel											Washington					
Line											Greer					

NEW ORLEANS SAINTS 1997 GAME PARTICIPATION

Name	stl	SD	sf	DET	nyg	chi	ATL	CAR	SF	oak	SEA	atl	car	STL	ARIZ	kc	GP/GS
T. Ackerman	X	X	X	X	X	X	X	DNP	DNP	X	X	X	X	X	X	X	14/0
V. Adams	FS	FS	FS	FS	FS	REL											5/4
I. Aleaga	PS	PS	PS	PS	PS	PS	PS	IA	IA	IA	IA	X	WLB	X	IA	IA	3/1
E. Allen	RCB	RCB	RCB	RCB	RCB	RCB	RCB	RCB	RCB	RCB	RCB	RCB	RCB	RCB	RCB	RCB	16/16
D. Ashman																	
D. Barnes																	
M. Bates	RB	X	X	RB	RB	RB	RB	DNP	X	RB	RB	IA	X	IA	X	IA	1/0
B. Bech	PS	PS	PS	PS	PS	PS	PS	X	X	X	X	X	X	X	X	I/R	10/0
W. Bender	X	X	X	X	X	X	X	X	X	X	X	X	X	X	X	X	11/0
D. Brien	X	X	X	X	X	X	X	X	X	X	X	X	X	X	X	X	16/0
D. Brown	I/R																
J. Cherry	X	X	X	X	X	X	X	X	X	X	X	X	X	X	X	X	16/0
A. Cobbs																	
D. Davis	X	X	X	X	X	X	X	X	X	X	X	I/R					11/0
I. Davis																	3/2
T. Davis	X	RB	RB	X	X	X	X	RB	X	X	X	X	RB	RB	RB	RB	16/7
J. Delhomme																	
E. Dixon	X	X	IA	X	X	X	X	X	X	X	X	PS	PS	PS	PS	PS	15/0
J. Farquhar				DNP	TE	TE	TE	TE	TE	TE	TE	IA	IA	X	X	X	11/8
L. Fickell	I/R																
M. Fields	WLB	WLB	WLB	WLB	WLB	WLB	WLB	WLB	WLB	WLB	WLB	X	WLB	WLB	WLB	WLB	16/15
J. Fontenot	C	C	C	C	C	C	C	C	C	C	C	C	C	C	C	C	16/16
K. Gammon	X	X	X	X	X	X	X	X	X	X	X	X	X	X	X	X	16/0
C. Gilliard																	
L. Glover	IA	X	X	X	X	X	X	X	X	X	X	X	X	X	X	X	15/2
D. Greer	PS	PS	PS	PS	PS	PS	PS	PS	PS	PS	PS	DB	X	X	X	X	6/1
E. Guilford	X	X	X	X	X	X	X	X	X	X	X	WR	X	X	X	WR	16/2
A. Harper																	0/0
R. Harvey	SLB	SLB	SLB	SLB	SLB	SLB	SLB	SLB	SLB	SLB	X	SLB	SLB	SLB	IA	I/R	14/13
A. Hastings	WR	WR	WR	WR	WR	WR	WR	WR	WR	WR	WR	WR	WR	WR	WR	WR	16/16
M. Hayes	X	X	X	X	REL												4/0
C. Hewitt	PS	PS	PS	PS	PS	X	X	X	X	X	X	SS	X	SS	X	X	11/2
R. Hill	WR	WR	WR	WR	WR	WR	WR	WR	WR	WR	WR	WR	WR	WR	WR	WR	15/15
K. Hills	IA	IA	IA	IA	IA	IA	IA	X	RG	RG	RG	RG	RG	RG	X	X	9/6
D. Hobbs	X	X	X	X	IA	TR											4/0
B.J. Hobert												X	QB	QB	QB	QB	5/4
T. Jenkins												IA	IA	IA	IA	DNP	0/0
M. Jerich	RPUP																
J. Johnson	RDE	RDE	RDE	RDE	RDE	RDE	RDE	RDE	RDE	RDE	RDE	RDE	RDE	RDE	RDE	RDE	16/16
T. Johnson	X	X	TE	X	X	X	X	IA	IA	IA	IA	IA	IA	REL			7/1
B. Jones	I/R																
C. Jones	RT	RT	RT	RT	RT	RT	RT	RT	RT	RT	RT	RT	RT	RT	RT	RT	15/15
R. Kelly	X	X	X	X	X	X	X	X	X	X	X	X	X	X	FS	FS	16/2
E. King	X	IA	IA	IA	IA	DNP	X	IA	IA	REL							2/0
S. Knight	X	X	X	X	FS	FS	FS	FS	FS	FS	FS	FS	FS	FS	SS	SS	16/12
E. Little																	
W. Martin	LDT	LDT	LDT	LDT	LDT	LDT	LDT	LDT	LDT	LDT	LDT	LDT	LDT	LDT	LDT	LDT	16/16
A. McCollum	LG	LG	LG	LG	LG	LG	LG	LG	LG	LG	LG	LG	LG	LG	LG	LG	16/16
F. McCrary	IA	IA	IA	IA	IA	IA	IA	IA	IA	IA	X	X	X	X	X	X	7/0
D. Mickell	LDE	LDE	LDE	LDE	LDE	LDE	LDE	LDE	LDE	LDE	LDE	LDE	LDE	LDE	LDE	IA	14/13
K. Mitchell	X	X	X	X	X	X	X	X	X	X	X	X	X	X	SLB	SLB	16/2
A. Molden	LCB	LCB	LCB	LCB	LCB	LCB	LCB	LCB	LCB	LCB	LCB	LCB	LCB	LCB	LCB	LCB	16/15
C. Naeole	IA	X	X	X	X	IA	IA	I/R									4/0
A. Newman	SS	SS	SS	SS	SS	SS	SS	SS	SS	SS	SS	SS	SS	SS	SS	SS	12/12
D. Nussmeier	3QB	3QB	3QB	3QB	3QB	3QB	3QB	X	DNP	X	QB	DNP	DNP	DNP	DNP	DNP	3/1
K. Poole	IA	IA	IA	IA	IA	IA	IA	IA	IA	IA	X	IA	DNP	X	X	X	3/0
W. Roaf	LT	LT	LT	LT	LT	LT	LT	LT	LT	LT	LT	LT	LT	LT	LT	LT	16/16
A. Robbins	X	IA	X	IA	X	X	X	X	X	X	X	X	X	X	X	X	12/0
M. Royals	X	X	X	X	X	X	X	X	X	X	X	X	X	X	X	X	16/0
P. Sagapolutele	RDT	RDT	RDT	RDT	RDT	RDT	RDT	RDT	RDT	RDT	X	RDT	IA	RDT	RDT	IA	14/13
N. Savoie	IA	IA	IA	IA	IA	IA	IA	DNP	IA	IA	DNP	X	IA	IA	DNP		1/0
H. Shuler	QB	QB	QB	QB	QB	QB	QB	DNP	X	QB	I/R						10/9
R. Siglar	X	X	X	X	X	X	X	RT	X	X	X	X	X	X	X	X	16/1
B. Smith	X	X	X	X	X	X	X	X	X	X	X	X	X	X	X	LDE	16/2
I. Smith	TE	TE	IA	IA	IA	IA	IA	TE	X	X	TE	TE	TE	TE	TE	TE	11/8
J. Tomich	X	X	X	X	X	X	X	X	X	X	X	X	X	X	LDE	X	16/1
W. Tubbs	MLB	MLB	MLB	MLB	MLB	MLB	MLB	MLB	MLB	MLB	MLB	MLB	MLB	MLB	MLB	MLB	16/16
G. Twyner																	2/0
M. Verstegen	RG	RG	RG	RG	RG	RG	RG	RG	RG	DNP	X	X	X	X	DNP	X	14/8
M. Washington	X	X	X	X	X	X	LCB	X	X	X	NB	X	X	X	X	X	16/2
D. Willis	IA	IA	REL														0/0
D. Wuerffel	X	DNP	X	DNP	DNP	DNP	X	QB	QB	3QB	3QB	X	3QB	3QB	3QB	X	7/2
R. Zellars	FB	FB	FB	FB	FB	FB	FB	FB	FB	FB	FB	FB	FB	FB	FB	FB	16/16

X-Substitute, DNP-Did Not Play, IA-Inactive, 3QB-Third Quarterback, PS-Practice Squad; REL-I/R-Injured Reserve, RPUP - Reserve/Physically Unable to Perform, NB - Nickel Back, DB - TR-Traded

Released
Dime Back

SAINTS 1997 PRESEASON STATISTICS

WON 3, LOST 1

8/2	W	21-12	at Tennessee	22,811
8/9	W	26-7	Kansas City	55,211
8/16	L	16-18	at Oakland	36,771
8/22	W	13-7	at Chicago	58,656

	N.O.	OPP.
TOTAL FIRST DOWNS	80	56
Rushing	31	18
Passing	41	35
Penalty	8	3
3rd Down: Made/Att	28/61	17/49
3rd Down: Pct.	45.9	34.7
4th Down: Made/Att	3/4	0/1
4th Down: Pct.	75.0	0.0
POSSESSION AVG.	32:25	27:35
TOTAL NET YARDS	1346	1015
Avg. Per Game	336.5	253.8
Total Plays	266	221
Avg. Per Play	5.1	4.6
NET YARDS RUSHING	509	418
Avg. Per Game	127.3	104.5
Total Rushes	135	98
NET YARDS PASSING	837	597
Avg. Per Game	209.3	149.3
Sacked/Yards Lost	9/57	14/88
Gross Yards	894	685
Att./Completions	122/69	109/61
Completion Pct.	56.6	56.0
Had Intercepted	1	6
PUNTS/AVERAGE	21/38.3	22/42.2
NET PUNTING AVG.	21/28.7	22/36.3
PENALTIES/YARDS	20/135	23/202
FUMBLES/BALL LOST	4/2	6/4
TOUCHDOWNS	8	4
Rushing	3	0
Passing	5	4
Returns	0	0

SCORE BY PERIODS

	Q1	Q2	Q3	Q4	OT	PTS.
SAINTS	13	20	23	0	0	76
OPP.	12	7	6	19	0	44

SCORING

	TD-Ru	Pa-Rt	PAT	FG	S	PTS.
Brien	0	0	0	3/3	5/5	0 18
Becksvort	0	0	0	4/4	2/3	0 10
Bech	1	0	1	0	0	6 6
Brady	1	0	1	0	0	6 6
T. Davis	1	1	0	0	0	6 6
Hayes	1	0	1	0	0	6 6
Hobbs	1	0	1	0	0	6 6
Hunter	1	0	1	0	0	6 6
Shuler	1	1	0	0	0	6 6
Zellars	1	1	0	0	0	6 6
TEAM	8	3	5	0	7/7	7/8 0 76
OPP.	4	0	4	0	3/3	5/6 1 44

2 Pt. Conv.: TEAM 0-1, OPP. 0-1

SACKS: Martin 3.0, Mitchell 2.5, B. Smith 2.5, J. Johnson 2.0, D. Davis 1.0, Fields 1.0, Tubbs 1.0, Turnbull 1.0

SAINTS	14.0
OPPONENTS	9.0

RUSHING

	No.	Yds.	Avg.	Long	TD
Hunter	33	104	3.2	15	0
Brown	24	97	4.0	26	0
T. Davis	27	90	3.3	21	1
Bates	6	79	13.2	40	0
McCrary	20	73	3.7	9	0
Bender	9	28	3.1	8	0
Zellars	8	18	2.3	5	1
Shuler	2	11	5.5	10	1
Wuerffel	2	9	4.5	7	0
Whittle	3	3	1.0	4	0
Delhomme	1	-3	-3.0	-3	0
TEAM	135	509	3.8	40	3
OPP.	98	418	4.3	24	0

KICKOFF RETURNS

	No.	Yds.	Avg.	Long	TD
Guliford	3	73	24.3	29	0
Hunter	3	86	28.7	35	0
Brown	2	40	20.0	20	0
T. Davis	2	60	30.0	42	0
Poole	1	20	20.0	20	0
B. Smith	1	2	2.0	2	0
TEAM	12	281	23.4	42	0
OPP.	19	411	21.6	49	0

FIELD GOALS

	1-19	20-29	30-39	40-49	50+
Brien	0/0	2/2	2/2	1/1	0/0
Becksvort	0/0	0/0	1/2	0/0	1/1
TEAM	0/0	2/2	3/4	1/1	1/1
OPP.	0/0	1/1	2/2	1/1	1/2

PUNT RETURNS

	Ret	FC	Yds	Avg	Long	TD
--	-----	----	-----	-----	------	----



PASSING	Att	Cmp	Yds	Cmp%	Yds/Att	TD	TD%	Int	Int%	Long	Sack/Lost	Rating
Shuler.....	59	35	436	59.3	7.39	2	3.4	1	1.7	29	4/22	86.5
Wuerffel.....	37	21	259	56.8	7.00	1	2.7	0	0.0	51	4/27	87.6
Nussmeier.....	26	13	199	50.0	7.65	2	7.7	0	0.0	57	1/8	101.3
TEAM.....	122	69	894	56.6	7.33	5	4.1	1	0.8	57	9/57	90.0
OPPONENTS.....	109	61	685	56.0	6.28	4	3.7	6	5.5	53	14/88	64.2

DEFENSIVE STATS

	Tkl	Ast	Tot	Sack	Yds	Int	Yds	PD	FR	FF
W. Tubbs.....	16	2	18	1	3					1
S. Knight.....	14	0	14			2	17	2		
M. Fields.....	13	1	14	1	1			1		1
A. Newman.....	10	2	12						1	
V. Adams.....	9	3	12							
D. Greer.....	7	4	11							
R. Harvey.....	8	2	10							
A. Molden.....	8	1	9							1
D. Davis.....	8	1	9	1	9					
M. Washington.....	8	0	8			2	0	2		
C. Hewitt.....	7	0	7							1
J. Johnson.....	5	2	7	2	16					
K. Mitchell.....	4	3	7	2.5	12				1	
W. Martin.....	6	0	6	3	15					
E. Allen.....	5	1	6						1	
B. Smith.....	5	1	6	2.5	19					
P. Sagapolutele.....	4	2	6							
A. Robbins.....	3	2	5						2	
D. Mickell.....	2	2	4							
E. Dixon.....	2	2	4							
J. Cherry.....	3	0	3			1	1	1		
T. Europe.....	3	0	3						1	
W. Sims.....	3	0	3							
I. Aleaga.....	2	1	3							
J. Tomich.....	2	1	3							1
R. Turnbull.....	1	1	2	1	4					
R. Jackson.....	1	1	2							1
E. Palmer.....	1	0	1						1	
M. Lattimore.....	1	0	1							
R. Kelly.....	1	0	1			1	0			

SPECIAL TEAMS TOTALS

	Tkl	Ast	Tot	FR	FF	BK
D. Davis.....	3	0	3			
T. Johnson.....	3	0	3			
A. Molden.....	3	0	3			
S. Knight.....	1	2	3			
T. Europe.....	2	0	2			
W. Bender.....	2	0	2			
V. Adams.....	1	0	1			
B. Bech.....	1	0	1			
J. Cherry.....	1	0	1			
L. DeRamus.....	1	0	1			
E. Dixon.....	1	0	1			
D. Greer.....	1	0	1			
C. Hewitt.....	1	0	1			
R. Kelly.....	1	0	1			
N. Savoie.....	1	0	1			
W. Tubbs.....	1	0	1			
M. Hayes.....	0	1	1			



HISTORY

1966

- Nov. 1 — National Football League Franchise awarded to New Orleans on All Saints Day.
Dec. 15 — John W. Mecom, Jr. becomes majority stockholder-president of NFL's 16th franchise.

1967

- Jan. 9 — Name New Orleans' professional football team Saints.
Jan. 27 — Former Ole Miss and Rams kicker Paige Cothren first player signed.
Feb. 9 — Saints select 42 players in NFL expansion draft.
Mar. 8 — First season ticket drive launched and Saints sell 20,000 first day and 33,400 before first league game.
Mar. 14 — Saints make fullback Les Kelley of Alabama top choice in common draft.
July 1 — Seventy-six players (mostly rookies) report for first training camp at California-Western University in San Diego.
July 8 — Veterans report to training camp.
Sept. 17 — Saints open season losing to Los Angeles 27-13 after rookie John Gilliam returned opening kickoff 94 yards for a touchdown.
Nov. 5 — Saints earn first NFL victory beating Philadelphia 31-24 as Walt Roberts scores three touchdowns at Tulane Stadium.
Dec. 17 — Saints defeat Washington 30-14 as rookie Danny Abramowicz scores two touchdowns. Saints wind up with 3-11 record and equal win output for first-year expansion team.

1968

- Nov. 3 — Saints lose to Dallas 17-3 before home-record crowd of 84,728 at Tulane Stadium.
Dec. 15 — Saints defeat Pittsburgh 24-14 in season's windup to emerge with 4-9-1 record and third-place finish in Century Division. Saints' two-year record of 7-20-1, best ever for an expansion team. Defensive tackle Dave Rowe named to play in Pro Bowl.

1969

- Oct. 5 — Saints' Tom Dempsey kicks 55-yard field goal against Rams at Los Angeles. Kick was NFL's longest that season and one yard short of pro football record.
Nov. 2 — Saints snap six-game losing streak at St. Louis, 51-42. Game set NFL record of most total touchdowns in one game via passing with Bill Kilmer and Charlie Johnson connecting on six apiece. Five other Saints records set: most first downs (26), most total offensive yards (508), most passing yards (354), most points (51) and most PATs (6).
Nov. 16 — Tom Dempsey sets Saints record with 4 field goals against Giants in New York, scoring fourth with 11 seconds left to pull out 25-24 victory. Win began three-game Saints victory streak as New Orleans also downed San Francisco 43-38 and Philadelphia 26-17.
Dec. 21 — Saints close third season with 27-24 victory over Pittsburgh to bring record to 5-9. Dan Abramowicz wins NFL receiving championship with 73 catches for 1,015 yards and 7 TDs and All-NFL honors. Saints continue to hold NFL expansion team winning record with three-year report of 12-29-1. Defensive end Doug Atkins retires after 17-year career, wins second-team all-Pro honors. Tom Dempsey, Jake Kupp, Tony Baker and Andy Livingston tapped for Pro Bowl with entire Saints coaching staff.

1970

- Jan. 16 — In realignment of National Conference, Saints form Western Division with Los Angeles, San Francisco and Atlanta.
Nov. 3 — J.D. Roberts replaces Tom Fears and becomes the second head coach in Saints history.
Nov. 8 — Tom Dempsey kicks 63-yard field goal — the longest in NFL history — on final play to defeat Detroit 19-17.

1971

- Jan. 28 — Saints draft quarterback Archie Manning of Mississippi in first round after trading quarterback Bill Kilmer to Washington for linebacker Tom Rousell plus 4th and 8th round picks in 1972 draft.
Aug. 11 — Louisiana Superdome construction begins.
Sept. 19 — Saints upset Rams in season's opener in New Orleans 24-20. Rookie Archie Manning makes first regular season start and runs for one-yard touchdown on final play after hitting 16 of 29 passes for 218 yards and another touchdown.

1972

- Jan. 7 — Richard F. Gordon, Jr. retires from U.S. Naval aerospace program and is appointed executive vice-president of Saints.

1973

- Aug. 26 — John North replaces J.D. Roberts and becomes Saints' third head coach.
Nov. 4 — Saints score first shutout ever by blanking Buffalo 13-0 in New Orleans. Saints hold O.J. Simpson to 79 yards on 20 rushes as he headed to 2,003-yard season.

1974

- Dec. 14 — Saints again finish 5-9, tying best mark in their history.

1975

- Aug. 3 — Louisiana Superdome is dedicated.
 Aug. 9 — Saints play Houston before 72,434 in first football game in Superdome. Saints lose, 13-7.
 Sep. 28 — Saints lose to Cincinnati 21-0 before 52,531 in first National Football League game at Superdome.
 Oct. 27 — John North is replaced as head coach by Ernie Hefferle, director of pro personnel, on interim basis.
 Nov. 2 — Saints beat Atlanta 23-7 in Ernie Hefferle's first game.

1976

- Jan. 20 — Saints hire Hank Stram as fourth head coach in club's history.
 Nov. 21 — Saints beat Seahawks at Seattle 51-27 to tie club record for most points scored in one game.

1977

- Oct. 30 — Saints upset Los Angeles 27-26 at Superdome on faked field goal pass from Tom Blanchard to Elois Grooms.
 Dec. 18 — Saints season rushing and touchdown records fall to Chuck Muncie with 811 yards and Henry Childs with nine touchdowns.

1978

- Feb. 6 — Dick Nolan is appointed head coach to replace Hank Stram.
 June 11 — Archie Manning wins Byron (Whizzer) White Award for contributions to his team, community and country.
 Oct. 22 — Saints upset Rams 10-3 for first ever win at Los Angeles Coliseum.
 Dec. 3 — Saints beat 49ers 24-13 at Superdome to become first New Orleans team to win six games.
 Dec. 17 — Saints end best season with 7-9 record after win at Tampa Bay 17-10.
 Quarterback Archie Manning named Player of the Year and MVP in National Conference and selected to play in Pro Bowl.

1979

- June 5 — Saints move administrative office from Lee Circle to Superdome.
 Oct. 28 — Saints tie club record of three consecutive wins and move into undisputed first place in NFC Western Division with 14-10 win at Washington. Saints stopped Redskins 18 times with goal to go and 7 times within two-yard line.
 Dec. 3 — Chuck Muncie rushes for 128 yards to become first Saint to surpass 1,000-yard milestone en route to 1,198-yard season. Saints, alas, saw 35-14 lead disappear in 42-35 loss to Oakland in Monday night TV game at Superdome.
 Dec. 16 — Saints end season 8-8, most successful in their history by beating Super Bowl-bound Rams 29-14 in last game for Rams at Coliseum.
 Dec. 20 — Steve Rosenbloom is introduced as new executive vice-president and general manager of Saints at Superdome news conference.

1980

- Jan. 27 — Chuck Muncie is selected MVP as NFC scores 37-27 win in Pro Bowl. Saints also represented well by Archie Manning, Tommy Myers, Wes Chandler and Henry Childs.
 Nov. 24 — Saints lose to Los Angeles, 27-7 in Monday night game at Superdome. Head coach Dick Nolan is relieved of his duties following the game. Dick Stanfel is named interim head coach.
 Dec. 14 — Saints end 14-game losing streak, longest in team history, by beating Jets 21-20 in snowstorm at Shea Stadium.

1981

- Jan. 20 — General manager Steve Rosenbloom and vice-president of player personnel Dick Steinberg resign.
 Jan. 22 — O.A. (Bum) Phillips is announced as head coach.
 Nov. 8 — Saints defeat NFC West rival Los Angeles 21-13 at Anaheim Stadium to sweep Rams home-and-away for first time in Saints franchise history.
 Dec. 20 — George Rogers gains 107 yards in 21-17 loss to San Francisco and becomes 1981 NFL rushing champion and all-time NFL rookie rusher with 1,674 yards for season.

1982

- Jan. 20 — George Rogers appears for NFC squad in Pro Bowl in Honolulu, Hawaii.
 Feb. 17 — Eddie Jones is named Saints president, head coach O.A. (Bum) Phillips is named general manager in addition to coaching title.
 Sep. 17 — Veteran quarterback Archie Manning is traded to Houston Oilers for tackle Leon Gray.
 Sep. 19 — Ken Stabler leads Saints to 10-0 shutout of Chicago Bears, the first road shutout in team history. Saints defense ranks no. 1 in NFL.
 Dec. 19 — Halfback George Rogers gains 166 yards rushing at Dallas, the top individual performance in

NFL and Saints single-game record.

1983

- Feb. 6 — Halfback George Rogers is in Honolulu for second successive Pro Bowl appearance.
 July 30 — Saints appear in Hall of Fame game for the second time in franchise history. Pittsburgh Steelers win game at Canton, Ohio 27-14.
 Sep. 4 — Halfback George Rogers sets team single-game record by rushing for 206 yards (24 carries) in 28-17 opening day win over St. Louis at the Superdome. Game marks third opening-day victory in team history.
 Sep. 18 — Saints defeat Chicago Bears 34-31 at Superdome in overtime for first sudden-death victory in franchise history.
 Dec. 18 — Saints host Los Angeles Rams at Superdome with franchise's first winning season and playoff berth on the line. Rams kick field goal with six seconds remaining for 26-24 victory. Saints finish season with NFC's no. 1 defense overall, and NFL's no. 1 defense against the pass, both franchise firsts. Final 8-8 record ties best season in franchise history (1979).

1984

- Jan. 29 — Linebacker Rickey Jackson represents Saints in NFC-AFC Pro Bowl in Honolulu, Hawaii.
 Nov. 19 — Saints record first-ever win on prime time with 27-24 Monday night victory over Pittsburgh Steelers in Superdome.
 Nov. 26 — Saints owner John W. Mecom, Jr. announces that the Saints are for sale for the non-negotiable price of \$75 million.

1985

- Jan. 27 — Linebacker Rickey Jackson, defensive end Bruce Clark and punter Brian Hansen represent Saints at NFC-AFC Pro Bowl at Honolulu, Hawaii. Jackson made his second consecutive appearance in the game.
 Feb. 14 — Negotiations for the sale of the Saints between John Mecom and A.N. Pritzker break off, thrusting Tom Benson, negotiating in a secondary position for several weeks, to the forefront.
 Mar. 12 — Benson reaches agreement with Mecom for the sale of the Saints.
 Apr. 26 — Saints trade George Rogers and picks no. 5, 10 and 11 in 1985 draft to Washington for Redskins' no. 1 draft choice.
 May 31 — Ownership is transferred from Mecom to Benson for the sale price of \$70.204 million. Tom Benson will hold the position of managing general partner of the Saints.
 Nov. 25 — Head coach Bum Phillips resigns. Defensive coordinator Wade Phillips is named interim head coach.

1986

- Jan. 14 — Jim Finks is named president/general manager. Finks also joins in franchise ownership.
 Jan. 28 — Jim Mora is named head coach.
 Sep. 21 — Mel Gray breaks team record with 101-yard kickoff return for TD at San Francisco. Return was Saints' first for score since 1977.
 Dec. 7 — Rueben Mayes broke team's single-game rushing record of 206 yards with 207 vs. Miami, but his final gain was called back along with winning TD. Saints lost 31-27 thriller as Mayes finished with 203 rushing yards.
 Dec. 21 — RB Rueben Mayes finished year with 1,353 yards rushing, fourth in NFL and is named consensus Rookie of the Year. Mayes is named to Pro Bowl along with Rickey Jackson and Morten Andersen.

1987

- Sep. 13 — Saints set team record with two safeties in a game as they open the season with a 28-21 win over the Cleveland Browns. Rueben Mayes opens the season with a 147-yard rushing effort in only the Saints' fourth opening-day win ever.
 Sep. 21 — NFL Players Association announces that players will be on strike following Monday night game.
 Oct. 4 — Saints defeat Rams, 37-10 in Superdome before 29,745 fans in first replacement game. Saints QB John Fourcade, a New Orleans native, leads team to the win with two TD passes.
 Oct. 15 — Players' Association announces that strike is over, but not in time to play the coming week-end's games.
 Oct. 18 — Saints beat Chicago, 19-17 on four Florian Kempf field goals. The Saints replacements posted a 2-1 record.
 Nov. 1 — On the franchise's 21st birthday, Saints post largest margin of victory in team history, white washing Atlanta, 38-0. Win is the first in a team-record nine consecutive triumphs to close out the season.
 Nov. 29 — Saints hold on with two magnificent goal-line stands in the final quarter to defeat Pittsburgh, 20-16. Win ensured Saints' first-ever winning record.
 Dec. 6 — Saints beat Tampa Bay, 44-34 to lock up team's first playoff appearance.
 Dec. 13 — Saints win seventh straight, 24-10 over Houston, to lock up a host position in the NFC wild card game.
 Dec. 20 — Down 24-3 in the second quarter, Saints rally behind backup quarterback Dave Wilson for 31-

- Dec. 27** — 24 win, the biggest come-from-behind effort in Saints history. Saints beat Green Bay, 33-24 to finish season with 12-3 record, and must wait for San Francisco to play that night to determine whether the Saints would win the NFC West and have the home field advantage throughout the playoffs, or host the NFC wild card game. The 49ers won, relegating the Saints to the wild card host role.

1988

- Jan. 3** — Saints jump out to 7-0 lead, but hot Vikings led 31-10 at halftime en route to 44-10 win over Saints in the NFC wild card game. Six Saints, K Morten Andersen, TE Hoby Brenner, G Brad Edelman, RB Rueben Mayes, LB Sam Mills, CB Dave Waymire, were tabbed for the AFC-NFC Pro Bowl in Honolulu. For the second consecutive season, Mayes missed the game. Six is the most Saints players ever selected to play in the game. President/general manager Jim Finks was honored as the NFL executive of the year, and head coach Jim Mora was named the NFL coach of the year by every voting body.
- July 16** — Rookies and free agents report to Saints' first training camp at University of Wisconsin-La Crosse.
- Nov. 20** — Saints score biggest win in team history in 42-0 win over Denver. Win clinched Saints' second consecutive winning season.

1989

- Jan. 29** — Kicker Morten Andersen, linebacker Sam Mills and wide receiver Eric Martin represent Saints in NFC-AFC Pro Bowl in Honolulu. NFC West won 34-3.
- Feb. 1** — Plan B free agency goes into effect.
- Mar. 22** — NFL Commissioner Pete Rozelle announces his retirement at the league meetings in Palm Springs, California. Rozelle had presided over the league for 29 years.
- Sep. 10** — Saints score only opening-day shutout in team history with 28-0 win over Dallas in Superdome.
- Dec. 24** — Running back Dalton Hilliard, along with linebackers Vaughan Johnson and Pat Swilling were selected to represent the Saints in the Pro Bowl. Tackle Kevin Haverdink and cornerback Robert Massey were named to a number of all-rookie teams.

1990

- Aug. 5** — Saints beat Raiders, 17-10 in American Bowl in London's Wembley Stadium.
- Dec. 31** — On New Year's Eve, a national television audience saw the Saints kick a last-second field goal to even their record at 8-8, reaching the .500 mark for the first time all season. More importantly, the win gave them the final NFC playoff berth and a game against Chicago the following week.

1991

- Jan. 6** — Bears defeat Saints 16-6 in NFC wild card game in Soldier Field. Game is team's second playoff game in history, first on the road. Linebackers Vaughan Johnson and Pat Swilling represent the team in the AFC-NFC Pro Bowl, along with kicker Morten Andersen. DE Renaldo Turnbull ended the season leading NFC rookie defenders with eleven sacks. He is named to a number of all-rookie teams.
- Sep. 8** — Saints defeat Kansas City, 17-10 for first 2-0 start in team history. Winning streak continued into week seven, the second longest ever.
- Dec. 16** — A 27-0 win over the Los Angeles Raiders broke the four-game losing streak, clinched a playoff spot, and kept the Saints in the hunt for a division title.
- Dec. 22** — In Phoenix, Saints beat Cardinals 27-3, and win their first-ever NFC West title. "You deserve it. You're the best team in the NFC West," head coach Jim Mora told the team in the joy-filled postgame locker room. The Saints defense ended the regular season with the fewest points allowed in the NFL. They were second in the league in yardage allowed.
- Dec. 28** — Vying for the team's first-ever playoff victory, the Falcons came from behind to defeat New Orleans, 27-20 in the Superdome.

1992

- Four Saints were chosen for the NFC squad in the Pro Bowl. Linebackers Vaughan Johnson, Sam Mills and Pat Swilling were named as starters for the NFC, the most linebackers from one team in history. Special teamer Bennie Thompson also made the trip to Honolulu.
- Nov. 23** — Saints play first of tough three-game schedule in 11 days, downing the Washington Redskins, 20-3.
- Dec. 3** — A close, 22-14 win over Atlanta finishes the three-game, 11-day string, putting the Saints in the playoffs for the third consecutive year. New Orleans also defeated Miami, 24-13 in the middle of the string.
- Dec. 26** — Saints clinch the home-field advantage in the NFC wild card game with a 20-0 win over the New York Jets in the Meadowlands.

1993

- Jan. 3** — Leading 20-7 in the third quarter, the Saints saw the Philadelphia Eagles roar back to win the NFC wild card game, 36-20 at the Superdome. Philadelphia scored 26 points in the fourth quarter for the win. The Saints finished the 1992 season as the leader in points allowed with 202, a team record. The defense also finished second in total defensive yards allowed. New Orleans led the NFL in two related categories, sacks (57) and sacks allowed (15), the first time a team had accomplished that feat. Six Saints, linebackers Rickey Jackson, Vaughan Johnson, Sam Mills and Pat Swilling, kicker Morten Andersen, and center Joel Hilgenberg participated in the AFC-NFC Pro Bowl in Honolulu. It tied the record as the most Saints players ever voted to the game.
- Apr. 29** — At a press conference, Saints owner Tom Benson announces that president/general manager Jim Finks has been diagnosed with cancer. Finks entered the hospital April 26, after the end of the NFL draft. Benson takes over temporarily in Finks' position during his absence.
- May 19** — A sports bill calling in part for renovations to the Louisiana Superdome and a new practice facility for the Saints passes state lawmakers in a vote in Baton Rouge.
- Jul. 14** — Saints President/General Manager Jim Finks resigns.
- Sep. 30** — Saints sign a new lease with the Superdome which runs through 2018.
- Oct. 3** — Saints defeat Rams 37-6 in Anaheim, improving their record to 5-0 and tying best-ever start in team history.
- Dec. 28** — Three Saints, linebackers Renaldo Turnbull and Rickey Jackson, and punt/kick returner Tyrone Hughes were chosen to represent the NFC in the Pro Bowl, February 6 in Honolulu. Hughes is the fourth rookie in club history to receive this honor.

1994

- Mar. 18** — Saints acquire quarterback Jim Everett from the Los Angeles Rams for an undisclosed draft choice. Saints terminate the contract of previous year's starter, Wade Wilson, who eventually reaches agreement on a new contract with the club on April 13.
- May 8** — After battling lung cancer for more than a year, former President/General Manager Jim Finks passes away at his Metairie home at the age of 66.
- Nov. 3** — The Saints sign a five-year contract that will keep them in La Crosse, Wisconsin for training camp through 1999.
- Dec. 24** — The Saints win their season finale, 30-28 over Denver, their first-ever victory at Mile High Stadium, and their eighth straight win in regular season finales. The Saints finish the year at 7-9, their first losing record since 1986, Jim Mora's first year, when they also went 7-9. QB Jim Everett, acquired from the Rams during the offseason for a 1995 seventh-round draft choice, establishes six club single-season passing records, and falls one TD pass shy of tying Archie Manning's standard.

1995

- Jan. 26** — An early morning fire causes severe damage at the club's Saints Drive Practice Facility. The two alarm fire forces the team to move its operation out of the main building, which was constructed in 1967.
- Feb. 5** — Defensive end Wayne Martin and tackle William Roaf represent the Saints at the AFC-NFC Pro Bowl in Honolulu, the fewest number of Saints selected to play in the game since 1985 (2).
- Mar. 13** — The Superdome Commission approves the sale of \$14.5 million in bonds that will go toward the construction of a Saints practice facility in Metairie.
- June 8** — Groundbreaking ceremonies are held for the Saints new practice facility on Airline Highway. The complex, which will be situated on the LaSalle Tract in Metairie, is expected to be completed in early 1996.

1996

- Jan. 12** — Bill Kuharich, Director of Player Personnel from 1986-93 and Vice President of Football Operations, 1994-95, is named Vice President/General Manager. In an addendum to his contract, Kuharich's duties will include, "all football operations, including evaluating personnel, conducting the annual draft, monitoring waivers, free agent availability, and the selection, hiring, and determination of compensation and signing of player contracts."
- Feb. 4** — Tackle William Roaf and cornerback Eric Allen represent the Saints at the AFC-NFC Pro Bowl in Honolulu.
- Apr. 15** — For the first time in team history, the entire organization is housed under one roof with the move to the club's new facility at 5800 Airline Highway in Metairie.
- Apr. 26-28** — The Saints hold a three-day minicamp for rookies, first-year players and selected veterans. Approximately 61 players attend the camp, the first 'official' practices following completion of the Saints' facility.
- July 12** — The Saints sign Tackle William Roaf to an eight year contract extension. This puts the all-pro under contract until the year 2003.
- July 16** — Just four days after extending Roaf's contract, Saints officials sign defensive tackle Wayne Martin to a five-year contract extension, placing him under wraps until the year 2000.
- July 27** — Saints appear in Hall of Fame game for the third time in club history. The Indianapolis Colts, 1995's AFC runner-up, defeat the Saints 10-3 on a 3-yard TD pass with 4:54 to play. The loss

- Oct. 21 — puts the Saints' record at 1-2 in the annual Canton, Ohio clash. After being defeated 19-7 by the Carolina Panthers a day earlier, Saints head coach Jim Mora, the longest tenured coach in all of professional sports, resigns his post, ending a 10 1/2 year tenure with the team. Mora, who led the Saints to their first winning seasons and playoff appearances, and the winningest coach in franchise history, ended his stay with a short statement thanking Tom Benson and the Saints fans for their support.
- Oct. 23 — Rick Venturi, who had been the Saints linebackers coach and an interim head coach with the Indianapolis Colts in 1991, was named interim head coach.
- Dec. 12 — Tackle William Roaf was named as an NFC starter in his third consecutive Pro Bowl. Defensive tackle Wayne Martin was chosen as an alternate to the squad.

1997

- Jan. 28 — Bill Kuharich is named President/General Manager/Chief Operating Officer of the Saints, making him the first person to hold that title since the late Jim Finks. Kuharich names Mike Ditka head coach of the New Orleans Saints. Ditka, who won Super Bowl XX as head coach of the Chicago Bears, Super Bowl XIII as an assistant coach and Super Bowl VI as a player, all in New Orleans, vows "I'm going to climb the mountain one more time."
- Apr. 16 — Agreed to terms with the Washington Redskins on quarterback Heath Shuler. In exchange for Shuler, the Redskins will receive the Saints' fifth-round draft choice in 1997 and the third-round in 1998.
- Aug. 2 — In his preseason debut under head coach Mike Ditka, the Saints defeated the Tennessee Oilers, 21-12 in Memphis, Tenn.
- Aug. 22 — In his first return to Chicago's Soldier Field since 1992, Saints head coach Mike Ditka defeats his former team, 13-7, in an emotion-filled game.
- Aug. 31 — In the regular-season debut of head coach Mike Ditka, the Saints fall to the St. Louis Rams, 38-24, in what Ditka calls "an old-fashioned butt-kicking."
- Sept. 21 — Saints win first regular-season game under Ditka, 35-17, as DT Wayne Martin terrorized Lion quarterbacks for four sacks on the day, and S Anthony Newman intercepted two passes and recovered a fumble. A jubilant Ditka commented after the game, "You'll have to pardon me for laughing, but that monkey just got off my back, thank God. This was Saints football."
- Oct. 5 — In Mike Ditka's regular-season return to Soldier Field, the Saints rallied for a 20-17 victory on a Heath Shuler to Randal Hill touchdown that covered 89 yards for the longest TD reception in franchise history.
- Oct. 19 — The Saints were defeated by the Carolina Panthers, 13-0, snapping the Saints streak of 216 consecutive games scoring, the fifth-longest in NFL history, and at the time the second-longest active streak.
- Nov. 16 — In the shortest overtime game in NFL history, the Saints defeat the Seattle Seahawks, 20-17, on a Doug Brien 38-yard field goal. The victory gives the Saints one more victory than the previous season en route to doubling 1996's win total.

1998

- Feb. 3 — Rick Venturi, who served 1996 as the Saints linebackers coach before being elevated to head coach eight games into the season, and served 1997 as assistant head coach/linebackers coach, is tabbed to coach the secondary in addition to his responsibilities as asst. head coach. Venturi replaced Willie Shaw, who left the Saints to join the Oakland Raiders as defensive coordinator. Replacing Venturi was Jack Del Rio, who served as assistant strength and conditioning coach for New Orleans in 1997. Del Rio was originally a third-round selection by the Saints in the 1985 NFL Draft, and enjoyed an 11-year NFL career at linebacker. Replacing Del Rio is Markus Paul, who played safety under Ditka in Chicago. Ned James joined the Saints from Seattle, to serve as defensive assistant, replacing John Pagano, who accepted a similar position with the Indianapolis Colts. Lary Kuharich, who brings 30 years of coaching experience, and is the older brother of team President Bill Kuharich, joined the Saints as running backs coach, replacing Tom Moore, who also joined the Colts, as offensive coordinator. The Saints sign CB Tyrone Drakeford and LB Kevin Mitchell from the San Francisco 49ers, robbing them of two young and talented players.
- Feb. 19 — The Saints sign running back Lamar Smith, a young and elusive running back from Seattle.
- Feb. 28 — The Saints trade CB Eric Allen to the Oakland Raiders for a 1998 fourth-round draft choice.
- Mar. 5 — The Saints sign the Carolina Panthers S Chad Cota to an offer sheet, which the Panthers later decline to match. In exchange, the Saints surrender a 1998 seventh-round draft choice.
- Mar. 19 — For the second time in eight days, the Saints exercise an offer sheet on one of the Panthers' young stars, this time tabbing LB Andre Royal. The Panthers also decline to match this offer. It marks the second time in a month that the Saints have taken two young and talented players from a division rival.
- May 1 — The Saints continue to bolster their roster with playoff veterans, signing Sean Dawkins, a tall, speedy, athletic receiver, as an unrestricted free agent from the Indianapolis Colts.

ALL-TIME HOME/AWAY RECORD

Home Record					Road Record				
Year	W	L	T	Pct.	Year	W	L	T	Pct.
1967	2	5	0	.286	1967	1	6	0	.167
1968	3	4	0	.333	1968	1	5	1	.143
1969	3	4	0	.333	1969	2	5	0	.286
1970	2	5	0	.286	1970	0	6	1	.000
1971	2	4	1	.286	1971	2	4	1	.286
1972	2	5	0	.286	1972	0	6	1	.000
1973	5	2	0	.714	1973	0	7	0	.000
1974	4	3	0	.571	1974	1	6	0	.167
1975	2	5	0	.286	1975	0	7	0	.000
1976	2	5	0	.286	1976	2	5	0	.286
1977	2	5	0	.286	1977	1	6	0	.167
1978	3	5	0	.375	1978	4	4	0	.500
1979	3	5	0	.375	1979	5	3	0	.625
1980	0	8	0	.000	1980	1	7	0	.125
1981	2	6	0	.250	1981	2	6	0	.250
1982	2	3	0	.400	1982	2	2	0	.500
1983	5	3	0	.625	1983	3	5	0	.375
1984	3	5	0	.375	1984	4	4	0	.500
1985	3	5	0	.375	1985	2	6	0	.250
1986	4	4	0	.500	1986	3	5	0	.375
1987	6	1	0	.857	1987	6	2	0	.750
1988	5	3	0	.625	1988	5	3	0	.625
1989	5	3	0	.625	1989	4	4	0	.500
1990	5	3	0	.625	1990	3	5	0	.375
1991	6	2	0	.750	1991	5	3	0	.625
1992	6	2	0	.750	1992	6	2	0	.750
1993	4	4	0	.500	1993	4	4	0	.500
1994	3	5	0	.375	1994	4	4	0	.500
1995	4	4	0	.500	1995	3	5	0	.375
1996	2	6	0	.250	1996	1	7	0	.125
1997	3	5	0	.375	1997	3	5	0	.375

31-YEAR TOTALS
(reg. season only)

	W	L	T	Pct.
Home Games	103	129	1	.442
Road Games	80	149	4	.343
Totals	183	278	5	.393

SAINTS SERIES RESULTS

ALL-TIME TEAM VS. TEAM SUMMARY

Opponent	W	L	T	Pct.	PF	PA	Home Rec.	Road Rec.	Long Win Strk.	Long Loss Strk.	Current Strk.
Arizona*	10	11	0	.476	446	475	5-4	5-7	4	4	W1
Atlanta	24	33	0	.421	1037	1452	12-16	12-17	6	9	L6
Baltimore	0	1	0	.000	10	17	0-0	0-1	-	1	L1
Buffalo	2	3	0	.400	98	101	1-2	1-1	1	2	L1
Carolina	2	4	0	.333	80	113	1-2	1-2	1	3	W1
Chicago	8	9	0	.471	296	362	4-4	4-5	2	3	W2
Cincinnati	5	4	0	.556	161	170	2-2	3-3	3	2	L1
Cleveland**	3	9	0	.250	199	282	2-5	1-4	3	8	L1
Dallas	3	14	0	.177	249	370	3-5	0-9	2	6	L3
Denver	2	4	0	.333	121	178	1-1	1-3	2	4	W2
Detroit	8	6	1	.533	261	255	6-1	2-5-1	3	2	W3
Green Bay	4	13	0	.235	334	459	3-6	1-7	2	7	L3
Indianapolis***	3	3	0	.500	105	108	2-1	1-2	3	3	W3
Jacksonville	1	0	0	1.000	17	13	1-0	0-0	1	-	W1
Kansas City	3	4	0	.429	145	203	1-3	2-1	2	2	L2
Miami	3	4	0	.429	127	144	3-2	0-2	2	3	W2
Minnesota	6	13	0	.316	279	486	4-4	2-9	2	6	L2
New England	3	5	0	.375	153	165	0-3	3-2	3	5	W3
NY Giants	8	11	0	.421	413	402	5-3	3-8	2	2	L1
NY Jets	4	4	0	.500	163	127	1-2	3-3	3	2	W3
Oakland#	3	4	1	.375	158	174	2-1-1	1-3	2	3	W1
Philadelphia	8	12	0	.400	365	517	6-5	2-7	3	5	L3
Pittsburgh	5	6	0	.455	171	218	3-4	2-2	3	3	L2
St. Louis###	24	32	0	.429	1087	1211	13-15	11-17	7	4	L4
San Diego	1	6	0	.143	86	163	0-4	1-2	1	3	L3
San Francisco	15	40	2	.263	946	1396	7-21	8-19	4	8	L4
Seattle	4	2	0	.667	145	152	2-1	2-1	3	2	W3
Tampa	12	5	0	.706	391	273	8-3	4-2	6	2	L1
Tennessee###	4	4	1	.444	186	180	2-3	2-1-1	3	2	L1
Washington	5	12	0	.294	290	360	3-6	2-6	2	6	L1

Current Streak does not include post-season games.

Post Season Win-Loss Summary

Atlanta	0	1	0	.000	20	27	0-1	0-0	-	1
Chicago	0	1	0	.000	6	16	0-0	0-1	-	1
Minnesota	0	1	0	.000	10	44	0-1	0-0	-	1
Philadelphia	0	1	0	.000	20	36	0-1	0-0	-	1

* Franchise known as Phoenix Cardinals 1988-93; Located in St. Louis

** Franchise currently dormant

*** Franchise located in Baltimore prior to 1984

Franchise located in Los Angeles from 1982-94

Franchise located in Los Angeles prior to 1995

Franchise located in Houston prior to 1997

SAINTS SERIES RECORDS

Date	W-L	Score	Site	Att.
Arizona Cardinals (10-11-0)				
12-3-67	L	20-31	Away	41,171
9-29-68	L	20-21	Home	79,021
10-27-68	L	17-31	Away	45,478
11-2-69	W	51-42	Away	46,718
10-11-70	L	17-24	Away	45,294
12-8-74	W	14-0	Home	57,152
10-23-77	L	31-49	Away	48,417
10-5-80	L	7-40	Home	45,388
12-6-81	L	3-30	Away	46,923
9-12-82	L	7-21	Home	58,763
9-4-83	W	28-17	Home	65,225
9-23-84	W	34-24	Home	58,723
12-8-85	L	16-28	Away	29,527
11-16-86	W	16-7	Away	32,069
10-11-87	L	19-24	Away	11,795
9-23-90	W	28-7	Home	61,110
12-22-91	W	27-3	Away	30,928
10-18-92	W	30-21	Away	27,735
10-31-93	W	20-17	Away	36,778
9-22-96	L	14-28	Home	43,784
12-14-97	W	27-10	Home	45,517
Atlanta Falcons (24-34-0)				
11-26-67	W	27-24	Home	83,437
12-7-69	L	17-45	Away	51,021
9-20-70	L	3-14	Home	77,042
10-25-70	L	14-32	Away	58,850
10-24-71	L	6-28	Away	58,850
12-19-71	L	20-24	Home	75,954
10-15-72	L	14-21	Home	66,294
11-12-72	L	20-36	Away	58,850
9-16-73	L	7-62	Home	66,428
12-16-73	L	10-14	Away	58,850
9-29-74	W	14-13	Home	62,273
10-20-74	W	13-3	Away	58,850
10-5-75	L	7-14	Away	29,444
11-2-75	W	23-7	Home	56,614
10-10-76	W	30-0	Home	51,521
10-31-76	L	20-23	Away	34,127
11-20-77	W	21-20	Home	43,135
12-18-77	L	7-35	Away	36,895
11-12-78	L	17-20	Home	70,323
11-26-78	L	17-20	Away	55,121
9-2-79	L (OT)	34-40	Home	70,940
11-25-79	W	37-6	Away	42,815
10-19-80	L	14-41	Home	62,651
11-16-80	L	13-31	Away	53,871
9-6-81	L	0-27	Away	57,406
11-1-81	L	10-41	Home	63,637
12-12-82	L	0-35	Away	39,535
1-2-83	W	35-6	Home	47,336
10-9-83	W	19-17	Away	51,654
11-6-83	W	27-10	Home	67,062
9-2-84	L	28-36	Home	66,652
11-11-84	W	17-13	Away	40,590
10-20-85	L	24-31	Away	44,784
12-22-85	L	10-16	Home	37,717
9-7-86	L	10-31	Home	67,950
12-14-86	W	14-9	Away	39,994
11-1-87	W	38-0	Away	42,196
9-11-88	W	29-21	Away	48,901
12-18-88	W	10-9	Home	60,566
10-29-89	W	20-13	Home	65,153
11-19-89	W	26-17	Away	53,173
10-7-90	L	27-28	Away	57,401
11-25-90	W	10-7	Home	68,629
9-29-91	W	27-6	Away	56,556
11-24-91	L (OT)	20-23	Home	68,591
12-28-91	L	20-27	Home	68,794
9-20-92	W	10-7	Away	67,328
12-3-92	W	22-14	Home	68,591
9-12-93	W	34-31	Away	64,287
10-24-93	L	15-26	Home	69,043
Baltimore Ravens (0-1-0)				
9-29-96	L	10-17	Away	61,063
Buffalo Bills (2-3-0)				
11-4-73	W	13-0	Home	74,770
9-21-80	L	26-35	Home	51,154
10-30-83	L	21-27	Away	49,413
12-10-89	W	22-19	Away	70,037
12-20-92	L	16-20	Home	68,591
Carolina Panthers (2-4-0)				
10-22-95	L	3-20	Away	55,484
11-26-95	W	34-26	Home	50,984
9-8-96	L	20-22	Home	49,274
10-20-96	L	7-19	Away	70,888
10-19-97	L	0-13	Home	50,963
11-30-97	W	16-13	Away	57,957
Chicago Bears (8-10-0)				
12-1-68	L	17-23	Home	78,285
12-20-70	L	3-24	Home	63,518
10-10-71	L	14-35	Away	55,049
10-7-73	W	21-16	Home	56,561
10-6-74	L	10-24	Away	55,753
12-21-75	L	17-42	Home	33,371
10-2-77	W	42-24	Away	51,488
9-14-80	L	3-22	Away	62,523
9-19-82	W	10-0	Away	56,600
9-18-83	W (OT)	34-31	Home	64,692
10-7-84	L	7-20	Away	53,752
10-18-87	W	19-17	Away	46,813
1-6-91	L	6-16	Away	60,767
10-27-91	L	17-20	Home	68,591
9-13-92	W	28-6	Home	68,591
10-9-94	L	7-17	Away	63,822
10-13-96	W	27-24	Home	53,390
10-5-97	W	20-17	Away	58,865
Cincinnati Bengals (5-4-0)				
11-29-70	L	6-26	Away	59,342
9-28-75	L	0-21	Home	52,531
9-24-78	W	20-18	Away	40,455
10-25-81	W	17-7	Home	46,336
12-9-84	L	21-24	Home	40,855
12-20-87	W	41-24	Away	43,424
11-4-90	W	21-7	Away	60,067
1-2-94	W	20-13	Home	58,036
9-15-96	L	15-30	Away	45,412
Cleveland Browns (3-9-0)				
10-1-67	L	7-42	Home	77,045
9-15-68	L	10-24	Home	74,215
11-10-68	L	17-35	Away	71,025
10-12-69	L	17-27	Home	71,274
12-12-71	L	17-21	Home	72,794
11-30-75	L	16-17	Away	44,753
10-8-78	L	16-24	Home	50,158
10-18-81	L	17-20	Away	76,059
10-28-84	W	16-14	Away	52,489
9-13-87	W	28-21	Home	59,900
10-14-90	W	25-20	Home	68,608
12-5-93	L	13-17	Away	60,388

*First-Round NFC Playoffs

Baltimore Ravens (0-1-0)

9-29-96 L 10-17 Away 61,063

Buffalo Bills (2-3-0)

11-4-73 W 13-0 Home 74,770

9-21-80 L 26-35 Home 51,154

10-30-83 L 21-27 Away 49,413

12-10-89 W 22-19 Away 70,037

12-20-92 L 16-20 Home 68,591

Carolina Panthers (2-4-0)

10-22-95 L 3-20 Away 55,484

11-26-95 W 34-26 Home 50,984

9-8-96 L 20-22 Home 49,274

10-20-96 L 7-19 Away 70,888

10-19-97 L 0-13 Home 50,963

11-30-97 W 16-13 Away 57,957

Chicago Bears (8-10-0)

12-1-68 L 17-23 Home 78,285

12-20-70 L 3-24 Home 63,518

10-10-71 L 14-35 Away 55,049

10-7-73 W 21-16 Home 56,561

10-6-74 L 10-24 Away 55,753

12-21-75 L 17-42 Home 33,371

10-2-77 W 42-24 Away 51,488

9-14-80 L 3-22 Away 62,523

9-19-82 W 10-0 Away 56,600

9-18-83 W (OT) 34-31 Home 64,692

10-7-84 L 7-20 Away 53,752

10-18-87 W 19-17 Away 46,813

1-6-91 L 6-16 Away 60,767

10-27-91 L 17-20 Home 68,591

9-13-92 W 28-6 Home 68,591

10-9-94 L 7-17 Away 63,822

10-1

Date	W-L	Score	Site	Att.
Dallas Cowboys (3-14-0)				
10-15-67	L	10-14	Away	52,562
11-12-67	L	10-27	Home	83,437
11-3-68	L	3-17	Home	84,728
9-28-69	L	17-21	Home	79,567
11-9-69	L	17-33	Away	68,282
10-17-71	W	24-14	Home	83,088
9-24-73	L	3-40	Away	52,715
9-19-76	L	6-24	Home	61,413
11-19-78	L	7-27	Away	57,920
12-19-82	L	7-21	Away	64,506
9-25-83	L	20-21	Away	62,136
10-21-84	L (OT)	27-30	Away	50,966
10-3-88	W	20-17	Home	68,474
9-10-89	W	28-0	Home	66,977
12-2-90	L	13-17	Away	60,087
12-8-91	L	14-23	Away	64,530
12-19-94	L	16-24	Home	69,475

Denver Broncos (2-4-0)				
11-22-70	L	6-31	Home	66,837
10-13-74	L	17-33	Away	51,706
11-4-79	L	3-10	Away	74,482
9-15-85	L	23-34	Away	74,488
11-20-88	W	42-0	Home	68,075
12-24-94	W	30-28	Away	64,445

Detroit Lions (8-6-1)				
11-24-68	T	20-20	Away	46,152
11-8-70	W	19-17	Home	66,910
11-19-72	L	14-27	Away	53,752
10-14-73	W	20-13	Home	57,810
11-3-74	L	14-19	Away	49,127
11-14-76	W	17-16	Home	42,048
9-25-77	L	19-23	Away	51,458
10-21-79	W	17-7	Home	57,428
10-12-80	L	13-24	Away	78,147
9-18-88	W	22-14	Away	37,180
12-3-89	L	14-21	Away	38,550
10-28-90	L	10-27	Home	64,368
10-4-92	W	13-7	Away	66,971
9-19-93	W	14-3	Home	69,039
9-21-97	W	35-17	Home	50,016

Green Bay Packers (4-13-0)				
11-17-68	L	7-29	Milw.	49,644
11-28-71	W	29-21	Milw.	48,035
12-17-72	L	20-30	Home	65,881
12-2-73	L	10-30	Milw.	47,890
10-12-75	W	20-19	Home	51,371
11-7-76	L	27-32	Milw.	52,936
9-18-77	L	20-24	Home	56,250
9-10-78	L	17-28	Milw.	54,336
9-9-79	L	19-28	Milw.	53,184
12-13-81	L	7-35	Home	45,518
11-4-84	L	13-23	Home	57,426
11-17-85	L	14-38	Milw.	52,104
9-14-86	W	24-10	Home	56,383
12-27-87	W	33-24	Home	68,364
9-17-89	L	34-35	Away	55,809
11-14-93	L	17-19	Home	69,043
12-16-95	L	23-34	Home	61,136

Indianapolis Colts (3-3-0)				
12-10-67	L	10-30	Away	60,238
10-19-69	L	10-30	Home	80,636
9-30-73	L	10-14	Away	52,293
10-12-86	W	17-14	Away	53,512
12-24-89	W	41-6	Home	49,009
11-12-95	W	17-14	Home	52,430

Jacksonville Jaguars (1-0-0)				
10-6-96	W	17-13	Home	45,280

Kansas City Chiefs (3-4-0)				
9-25-72	L	17-20	Home	70,793
9-26-76	W	27-17	Away	53,918
11-21-82	W	27-17	Home	39,341

Date	W-L	Score	Site	Att.
9-8-85	L	27-47	Home	57,760
9-8-91	W	17-10	Away	74,816
9-4-94	L	17-30	Home	69,362
12-21-97	L	13-25	Away	66,772

Miami Dolphins (3-4-0)				
11-15-70	L	10-21	Away	42,866
11-10-74	L	0-21	Home	74,289
9-2-80	L	16-21	Away	40,946
10-2-83	W	17-7	Home	66,489
12-7-86	L	27-31	Home	64,761
11-29-92	W	24-13	Home	68,591
10-15-95	W	33-30	Home	64,529

Minnesota Vikings (6-14-0)				
10-13-68	W	20-17	Home	71,105
9-27-70	L	0-26	Away	47,900
11-21-71	L	10-23	Home	83,130
11-5-72	L	6-37	Away	49,784
12-1-74	L	9-29	Away	48,456
11-9-75	L	7-20	Home	52,765
9-12-76	L	9-40	Home	58,156
9-3-78	W	31-24	Home	54,187
11-30-80	L	20-23	Home	30,936
11-15-81	L	10-20	Away	45,215
11-27-83	W	17-16	Home	59,502
11-24-85	W	30-23	Away	54,117
12-21-86	L	17-33	Away	51,209
1-3-88	L	10-44	Home	69,546
12-4-88	L	3-45	Away	61,215
9-16-90	L	3-32	Away	56,272
9-22-91	W	26-0	Home	68,591
11-28-93	W	17-14	Away	53,030
11-6-94	L	20-21	Away	57,564
11-19-95	L	24-43	Away	58,108

*NFC Wildcard Game

New England Patriots (3-5-0)				
12-10-72	L	10-17	Home	64,889
12-5-76	L	6-27	Away	53,592
12-21-80	L	27-38	Home	38,277
12-4-83	L	0-7	Away	24,579
11-30-86	L	20-21	Home	58,259
11-12-89	W	28-24	Away	47,680
11-8-92	W	31-14	Away	45,413
12-3-95	W	31-17	Away	59,876

New York Giants (8-11-0)				
10-8-67	L	21-27	Away	62,670
10-6-68	L	21-38	Away	62,967
11-16-69	W	25-24	Away	62,927
10-4-70	W	14-10	Home	69,126
10-8-72	L	21-45	Away	62,507
12-14-75	L	14-28	Away	40,150
10-29-78	W	28-17	Home	58,806
9-30-79	W	24-14	Home	51,543
9-20-81	L	7-20	Away	69,814
12-15-84	W	10-3	Away	63,739
10-27-85	L	13-21	Home	54,082
9-28-86	L	17-20	Away	72,765
11-22-87	W	23-14	Home	67,639
11-27-88	L	12-13	Home	66,526
12-20-93	L	14-24	Home	69,036
10-2-94	W	27-22	Home	60,759
9-24-95	L	29-45	Away	72,619
12-15-96	W	17-3	Away	52,530
9-28-97	L	9-14	Away	68,891

New York Jets (4-4-0)				
12-3-72	L	17-18	Away	62,496
12-4-77	L	13-16	Home	40,464
12-14-80	W	21-20	Away	38,077
11-21-83	L	28-31	Home	68,606
10-26-86	L	23-28	Away	44,246
10-15-89	W	29-14	Home	59,521
12-26-92	W	20-0	Away	45,614
12-24-95	W	12-0	Away	28,885

Date	W-L	Score	Site	Att.
Oakland Raiders (3-4-1)				
11-7-71	T	21-21	Home	83,102
11-9-75	L	10-48	Away	51,764
12-3-79	L	35-42	Home	65,541
10-13-85	L	13-23	Away	48,152
10-23-88	W	20-6	Home	66,249
12-16-91	W	27-0	Home	68,625
11-20-94	L	19-24	Away	41,722
11-9-97	W	13-10	Away	40,091

Philadelphia Eagles (8-13-0)				
11-5-67	W	31-24	Home	59,596
11-19-67	L	21-48	Away	60,751
12-8-68	L	17-29	Away	57,128
10-26-69	L	10-13	Away	60,568
11-30-69	W	26-17	Home	72,805
10-29-72	W	21-3	Home	65,554
10-27-74	W	14-10	Home	64,257
11-6-77	L	7-28	Away	53,482
9-17-78	L	17-24	Home	49,242
9-16-79	L	14-26	Home	54,212
11-9-80	L	21-34	Home	45,340
10-11-81	L	14-31	Home	52,728
12-11-83	W (OT)	20-17	Away	45,182
10-6-85	W	23-21	Home	56,364
9-20-87	L	17-27	Away	57,485
12-18-89	W	30-20	Home	59,218
10-13-91	W	13-6	Away	64,224
9-6-92	L	13-15	Away	63,513
1-3-93	L	20-36	Home	68,893
12-26-93	L	26-37	Away	50,085
10-1-95	L	10-15	Home	54,463

*NFC Wild Card Game

Pittsburgh Steelers (5-6-0)				
10-29-67	L	10-14	Home	68,911
10-20-68	W	16-12	Away	32,303
12-15-68	W	24-14	Home	66,131
12-21-69	W	27-24	Home	72,256
11-25-74	L	7-28	Home	71,907
11-5-78	L	14-20	Away	48,525
10-4-81	L	6-20	Home	64,578
11-19-84	W	27-24	Home	66,005
11-29-87	W	20-16	Away	47,896
12-16-90	L	6-9	Home	68,582
10-17-93	L	14-37	Away	56,056

St. Louis Rams (24-32-0)				
9-17-67	L	13-27	Home	80,879
10-5-69	L	17-36	Away	54,789
11-1-70	L	17-30	Home	77,861
12-6-70	L	16-34	Away	66,410
9-19-71	W	24-20	Home	70,915
12-5-71	L	28-45	Away	73,610
9-17-72	L	14-34	Away	66,303
11-26-72	W	19-16	Home	64,325
11-11-73	L	7-29	Away	70,358
11-25-73	L	13-24	Home	67,192
9-22-74	L	0-24	Away	64,178
11-17-74	W	20-7	Home	57,287
10-26-75	L	14-38	Away	60,771
12-7-75	L	7-14	Home	39,958
10-24-76	L	10-16	Home	51,984
11-28-76	L	14-33	Away	54,906
10-16-77	L	7-14	Away	46,045
10-30-77	W	27-26	Home	59,023
10-1-78	L	20-26	Home	61,654
10-22-78	W	10-3	Away	47,574
10-7-79	L	17-35	Home	68,986
12-16-79	W	29-14	Away	53,879
11-2-80	L	31-45	Away	59,909
11-24-80	L	7-27	Home	53,448
9-13-81	W	23-17	Home	62,063
11-8-81	W	21-13	Away	61,068
9-11-83	L	27-30	Away	45,572
12-18-83	L	24-26	Home	70,148
10-14-84	L	10-28	Home	63,161
12-2-84	L	21-34	Away	49,348

Date	W-L	Score	Site	Att.
11- 3-85	L	10-28	Away	49,030
12- 1-85	W	29- 3	Home	44,122
11- 9-86	W	6- 0	Home	62,352
11-23-86	L	13-26	Away	58,600
10- 4-87	W	37-10	Home	29,745
11- 8-87	W	31-14	Away	43,379
10-30-88	L	10-12	Home	68,238
11-13-88	W	14-10	Away	63,305
10-22-89	W	40-21	Away	57,567
11-26-89	L (OT)	17-20	Home	64,274
12- 9-90	W	24-20	Away	56,864
12-31-90	W	20-17	Home	68,647
9-15-91	W	24- 7	Home	68,583
11- 3-91	W	24-17	Away	58,713
10-11-92	W	13-10	Home	68,591
12-13-92	W	37-14	Away	47,355
10- 3-93	W	37- 6	Away	50,709
12-12-93	L	20-23	Home	69,033
10-23-94	W	37-34	Home	57,268
12- 4-94	W	31-15	Away	34,960
9-10-95	L	13-17	Away	59,335
11- 5-95	W	19-10	Home	51,610
12-1-96	L	10-26	Home	43,544
12-21-96	L	13-14	Away	57,681
8-31-97	L	24-38	Away	64,575
12-7-97	L	27-34	Home	54,803

Date	W-L	Score	Site	Att.
9-10-90	L	12-13	Home	68,629
12-23-90	W	13-10	Away	60,112
11-10-91	W	10- 3	Home	68,591
12-1-91	L	24-38	Away	62,092
9-27-92	L	10-16	Home	68,591
11-15-92	L	20-21	Away	64,895
9-26-93	W	16-13	Home	69,041
11-22-93	L	7-42	Away	68,496
9-25-94	L	13-24	Away	63,971
11-28-94	L	14-35	Home	66,106
9-3-95	L	22-24	Home	68,976
10-29-95	W	11- 7	Away	65,272
9-1-96	L	11-27	Away	63,970
11-3-96	L	17-24	Home	60,966
9-14-97	L	7-33	Away	61,838
10-26-97	L	0-23	Home	60,443

Seattle Seahawks (4-2-0)

11-21-76	W	51-27	Away	61,865
11-18-79	L	24-38	Away	60,055
11-10-85	L	3-27	Home	47,365
10-16-88	W	20-19	Away	63,569
9-1-91	W	27-24	Home	68,492
11-16-97	W (OT)	20-17	Home	50,493

Tampa Bay Buccaneers (12-5-0)

12-11-77	L	14-33	Home	40,124
12-17-78	W	17-10	Away	51,209
10-14-79	W	42-14	Away	67,640
11-29-81	L	14-31	Home	62,209
12-5-82	L	10-13	Home	61,709
10-23-83	W	24-21	Away	48,242
9-9-84	W	17-13	Home	54,686
9-22-85	W	20-13	Home	45,320
10-19-86	W	38- 7	Home	43,355
12-6-87	W	44-34	Home	66,471
9-25-88	W	13- 9	Home	66,671
9-24-89	L	10-20	Away	44,053
11-11-90	W	35- 7	Home	67,865
10-20-91	W	23- 7	Home	68,591
11-1-92	W	23-21	Home	68,591
9-18-94	W	9- 7	Away	45,522
11-24-96	L	7-13	Away	40,203

TOP NFL REGULAR SEASON ROAD RECORDS (1988-97)

	W	L	T	Pct.
1. San Francisco	58	22	0	.725
2. Buffalo	41	39	0	.513
3. New York Giants	40	39	1	.500
4. Philadelphia	39	40	1	.488
Dallas	39	41	0	.488
Miami	39	41	0	.488
7. NEW ORLEANS	38	42	0	.475

TOP NFL REGULAR SEASON INTERCONFERENCE RECORDS (1988-97)

	W	L	T	Pct.
1. San Francisco	30	10	0	.750
2. Kansas City	26	10	0	.722
3. Carolina	8	4	0	.667
4. NEW ORLEANS	26	14	0	.650
Buffalo	26	14	0	.650
6. Dallas	21	15	0	.583

Date	W-L	Score	Site	Att.
Tennessee Oilers (4-4-1)				
10-3-71	T	13-13	Away	47,966
10-3-76	L	26-31	Home	51,973
12-10-78	L	12-17	Home	63,169
11-22-81	W	27-24	Away	49,581
9-30-84	W	27-10	Away	43,108
12-13-87	W	24-10	Home	68,257
10-21-90	L	10-23	Away	57,908
9-5-93	W	33-21	Home	69,029
11-10-96	L	14-31	Home	45,719

Washington Redskins (5-12-0)

9-24-67	L	10-30	Home	74,937
12-17-67	W	30-14	Away	50,486
9-22-68	W	37-17	Home	65,941
9-21-69	L	20-26	Home	73,147
12-14-69	L	14-17	Away	50,354
10-31-71	L	14-24	Away	53,041
10-28-73	W	19- 3	Home	66,315
9-21-75	L	3-41	Away	54,414
10-28-79	W	14-10	Away	52,133
10-26-80	L	14-22	Away	51,375
12-26-82	L	10-27	Home	48,667
10-5-86	L	6-14	Home	57,317
11-6-88	L	24-27	Away	54,183
10-1-89	L	14-16	Home	64,358
11-18-90	L	17-31	Away	52,573
11-23-92	W	20- 3	Home	68,591
9-11-94	L	24-38	Home	58,049

SAINTS ALL-TIME RESULTS

*HOME GAME (Home Attendance Figures From 1990 Represent Tickets Distributed)
MN-Monday Night, **SN**-Sunday Night, **TN**-Thursday Night, **SAT** - Saturday

**1967 (3-11) Coach: Tom Fears
4th place, Capitol Division**

	Result
9/17 * Los Angeles (80,879)	L 13-27
9/24 * Washington (74,937)	L 10-30
10/1 * Cleveland (77,045)	L 7-42
10/8 New York Giants (62,670)	L 21-27
10/15 Dallas (52,562)	L 10-14
10/22 San Francisco (34,285)	L 13-27
10/29 * Pittsburgh (68,911)	L 10-14
11/5 * Philadelphia (59,596)	W 31-24
11/12 * Dallas (83,437)	L 10-27
11/19 Philadelphia (60,751)	L 21-48
11/26 * Atlanta (83,437)	W 27-24
12/3 St. Louis (41,171)	L 20-31
12/10 Baltimore (60,238)	L 10-30
12/17 Washington (50,486)	W 30-14
233-379	

**1968 (4-9-1) Coach: Tom Fears
3rd place, Century Division**

	Result
9/15 * Cleveland (74,215)	L 10-24
9/22 * Washington (65,941)	W 31-17
9/29 * St. Louis (79,021)	L 20-21
10/6 New York Giants (62,967)	L 21-38
10/13 * Minnesota (71,105)	W 20-17
10/20 Pittsburgh (32,303)	W 16-12
10/27 St. Louis (45,478)	L 17-31
11/3 * Dallas (84,728)	L 3-17
11/10 Cleveland (71,025)	L 17-35
11/17 Green Bay (Milw. 49,644)	L 7-29
11/24 Detroit (46,152)	T 20-20
12/1 * Chicago (78,285)	L 17-23
12/8 Philadelphia (57,128)	L 17-29
12/15 * Pittsburgh (66,131)	W 24-14
246-327	

**1969 (5-9) Coach: Tom Fears
3rd place, Capitol Division**

	Result
9/21 * Washington (73,147)	L 20-26
9/28 * Dallas (79,567)	L 17-21
10/5 Los Angeles (54,879)	L 17-36
10/12 * Cleveland (71,274)	L 17-27
10/19 * Baltimore (80,636)	L 10-30
10/26 Philadelphia (60,658)	L 10-13
11/2 St. Louis (46,718)	W 51-42
11/9 Dallas (62,282)	L 17-33
11/16 New York Giants (62,927)	W 25-24
11/23 * San Francisco (71,448)	W 43-38
11/30 * Philadelphia (72,805)	W 26-17
12/7 Atlanta (57,021)	L 17-45
12/14 Washington (50,354)	L 14-17
12/21 * Pittsburgh (72,256)	W 27-24
311-393	

**1970 (2-11-1) Coach: Tom Fears (7 games)
J.D. Roberts (7 games)
4th place, NFC West**

	Result
9/20 * Atlanta (77,042)	L 3-14
9/27 Minnesota (47,900)	L 0-26
10/4 * New York Giants (69,126)	W 14-10
10/11 St. Louis (45,294)	L 17-24
10/18 San Francisco (39,446)	T 20-20
10/25 Atlanta (58,850)	L 14-32
11/1 * Los Angeles (77,861)	L 17-30
11/8 * Detroit (66,910)	W 19-17
11/15 Miami (42,866)	L 10-21
11/22 * Denver (66,837)	L 6-31
11/29 Cincinnati (59,342)	L 6-26
12/6 Los Angeles (66,410)	L 16-34
12/13 * San Francisco (61,940)	L 27-38
12/20 * Chicago (63,518)	L 3-24
172-347	

**1971 (4-8-2) Coach: J.D. Roberts
4th place, NFC West**

	Result
9/19 * Los Angeles (70,915)	W 24-20
9/26 * San Francisco (81,596)	L 20-38
10/3 Houston (47,966)	T 13-13
10/10 Chicago (55,049)	L 14-35
10/17 * Dallas (83,088)	W 24-14
10/24 Atlanta (58,850)	L 6-28
10/31 Washington (53,041)	L 14-24
11/7 * Oakland (83,102)	T 21-21
11/14 San Francisco (45,136)	W 26-20
11/21 * Minnesota (83,130)	L 10-23
11/28 Green Bay (Milw. 48,130)	W 29-21
12/5 Los Angeles (73,610)	L 28-45
12/12 * Cleveland (72,794)	L 17-21
12/19 * Atlanta (75,954)	L 20-24
266-347	

**1972 (2-11-1) Coach: J.D. Roberts
4th place, NFC West**

	Result
9/17 Los Angeles (66,303)	L 14-34
9/25 * Kansas City (70,793)-MN	L 17-20
10/1 * San Francisco (69,840)	L 2-37
10/8 New York Giants (62,507)	L 21-45
10/15 * Atlanta (66,294)	L 14-21
10/22 San Francisco (59,167)	T 20-20
10/29 * Philadelphia (65,554)	W 21- 3
11/5 Minnesota (49,784)	L 6-37
11/12 Atlanta (58,850)	L 20-36
11/19 Detroit (53,752)	L 14-27
11/26 * Los Angeles (64,325)	W 19-16
12/3 New York Jets (62,496)	L 17-18
12/10 * New England (64,889)	L 10-17
12/17 * Green Bay (65,881)	L 20-30
215-361	

1973 (5-9) Coach: John North
3rd place, NFC West

	Result
9/16 * Atlanta (66,428).....L	7-62
9/24 Dallas (52,715)-MN.....L	3-40
9/30 Baltimore (52,293).....L	10-14
10/7 * Chicago (56,561).....W	21-16
10/14 * Detroit (57,810).....W	20-13
10/21 San Francisco (52,629).....L	0-40
10/28 * Washington (66,315).....W	19- 3
11/4 * Buffalo (74,770).....W	13- 0
11/11 Los Angeles (70,358).....L	7-29
11/18 San Diego (44,356).....L	14-17
11/25 * Los Angeles (67,192).....L	13-24
12/2 Green Bay (Milw. 47,890).....L	10-30
12/9 * San Francisco (62,490).....W	16-10
12/16 Atlanta (58,850).....L	10-14
	163-312

1974 (5-9) Coach: John North
3rd place, NFC West

	Result
9/15 * San Francisco (65,071).....L	13-17
9/22 Los Angeles (64,178).....L	0-24
9/29 * Atlanta (62,273).....W	14-13
10/6 Chicago (55,753).....L	10-24
10/13 Denver (51,706).....L	17-33
10/20 Atlanta (58,850).....W	13- 3
10/27 * Philadelphia (64,257).....W	14-10
11/3 Detroit (49,127).....L	14-19
11/10 * Miami (74,289).....L	0-21
11/17 * Los Angeles (57,287).....W	20- 7
11/25 * Pittsburgh (71,907)-MN.....L	7-28
12/1 Minnesota (48,456).....L	9-29
12/8 * St. Louis (57,152).....W	14- 0
12/15 San Francisco (49,567).....L	21-35
	166-263

1975 (2-12) Coach: John North (6 games)
Ernie Hefferle (8 games)
4th place, NFC West

	Result
9/21 Washington (54,414).....L	3-41
9/28 * Cincinnati (52,531).....L	0-21
10/5 Atlanta (29,444).....L	7-14
10/12 * Green Bay (51,371).....W	20-19
10/19 San Francisco (40,990).....L	21-35
10/26 Los Angeles (60,771).....L	14-38
11/2 * Atlanta (56,614).....W	23- 7
11/9 Oakland (51,764).....L	10-48
11/16 * Minnesota (62,765).....L	7-20
11/23 * San Francisco (40,328).....L	6-16
11/30 Cleveland (44,753).....L	16-17
12/7 * Los Angeles (39,358).....L	7-14
12/14 New York Giants (40,150).....L	14-28
12/21 * Chicago (33,371).....L	17-42
	165-360

1976 (4-10) Coach: Hank Stram
3rd place, NFC West

	Result
9/12 * Minnesota (58,156).....L	9-40
9/19 * Dallas (61,413).....L	6-24
9/26 Kansas City (53,918).....W	27-17
10/3 * Houston (51,973).....L	26-31
10/10 * Atlanta (51,521).....W	30- 0
10/17 San Francisco (43,160).....L	3-33
10/24 * Los Angeles (51,984).....L	10-16
10/31 Atlanta (34,127).....L	20-23
11/7 Green Bay (Milw. 52,936).....L	27-32
11/14 * Detroit (42,048).....W	17-16
11/21 Seattle (61,865).....W	51-27
11/28 Los Angeles (54,906).....L	14-33
12/5 New England (53,592).....L	6-27
12/12 * San Francisco (42,536).....L	7-27
	253-346

1977 (3-11) Coach: Hank Stram
4th place, NFC West

	Result
9/18 * Green Bay (56,548).....L	20-24
9/25 Detroit (51,548).....L	19-23
10/2 Chicago (51,488).....W	42-24
10/9 * San Diego (53,942).....L	0-14
10/16 Los Angeles (46,045).....L	7-14
10/23 St. Louis (48,417).....L	31-49
10/30 * Los Angeles (59,023).....W	27-26
11/6 Philadelphia (53,482).....L	7-28
11/13 * San Francisco (41,564)(OT).....L	7-10
11/20 Atlanta (43,135).....W	21-20
11/27 San Francisco (33,702).....L	17-20
12/4 * New York Jets (40,464).....L	13-16
12/11 * Tampa Bay (40,124).....L	14-33
12/18 Atlanta (36,895).....L	7-35
	232-336

1978 (7-9) Coach: Dick Nolan
3rd place, NFC West

	Result
9/3 * Minnesota (54,187).....W	31-24
9/10 Green Bay (Milw. 54,336).....L	17-28
9/17 * Philadelphia (49,242).....L	17-24
9/24 Cincinnati (40,455).....W	20-18
10/1 * Los Angeles (61,654).....L	20-26
10/8 * Cleveland (50,158).....L	16-24
10/15 San Francisco (37,671).....W	14- 7
10/22 Los Angeles (47,574).....W	10- 3
10/29 * New York Giants (58,806).....W	28-17
11/5 Pittsburgh (48,525).....L	14-20
11/12 * Atlanta (70,323).....L	17-20
11/19 Dallas (57,920).....L	7-27
11/26 Atlanta (55,521).....L	17-20
12/3 * San Francisco (50,068).....W	24-13
12/10 * Houston (63,169).....L	12-17
12/17 Tampa Bay (51,209).....W	17-10
	281-298

1979 (8-8) Coach: Dick Nolan
2nd place, NFC West

	Result
9/2 * Atlanta (70,940)(OT).....L	34-40
9/9 Green Bay (Milw. 53,184).....L	19-28
9/16 * Philadelphia (54,212).....L	14-26
9/23 San Francisco (39,727).....W	30-21
9/30 * New York Giants (51,543).....W	24-14
10/7 * Los Angeles (68,986).....L	17-35
10/14 Tampa Bay (67,640).....W	42-14
10/21 * Detroit (57,428).....W	17- 7
10/28 Washington (52,133).....W	14-10
11/4 Denver (74,482).....L	3-10
11/11 * San Francisco (65,551).....W	31-20
11/18 Seattle (60,055).....L	24-38
11/25 Atlanta (42,815).....W	37- 6
12/3 * Oakland (65,541)-MN.....L	35-42
12/9 * San Diego (61,059).....L	0-35
12/16 Los Angeles (53,879).....W	29-14
	370-360

1980 (1-15) Coach: Dick Nolan (12 games)
Dick Stanfel (4 games)
4th place, NFC West

	Result
9/7 * San Francisco (58,621).....L	23-26
9/14 Chicago (65,523).....L	3-22
9/21 * Buffalo (51,154).....L	26-35
9/28 Miami (40,946).....L	16-21
10/5 * St. Louis (45,388).....L	7-40
10/12 Detroit (78,147).....L	13-24
10/19 * Atlanta (62,651).....L	14-41
10/26 Washington (51,375).....L	14-22
11/2 Los Angeles (59,909).....L	31-45
11/9 * Philadelphia (45,340).....L	21-34
11/16 Atlanta (53,871).....L	13-31
11/24 * Los Angeles (53,488)-MN.....L	7-27
11/30 * Minnesota (30,936).....L	20-23
12/7 San Francisco (37,949)(OT).....L	35-38
12/14 New York Jets (38,077).....W	21-20
12/21 * New England (38,277).....L	27-38
	291-487

1981 (4-12) Coach: Bum Phillips
4th place, NFC West

	Result
9/6 Atlanta (57,406).....L	0-27
9/13 * Los Angeles (62,063).....W	23-17
9/20 New York Giants (69,814).....L	7-20
9/27 San Francisco (44,433).....L	14-21
10/4 * Pittsburgh (64,578).....L	6-20
10/11 * Philadelphia (52,728).....L	14-31
10/18 Cleveland (76,059).....L	17-20
10/25 * Cincinnati (46,336).....W	17- 7
11/1 * Atlanta (63,637).....L	10-41
11/8 Los Angeles (61,068).....W	21-13
11/15 Minnesota (45,215).....L	10-20
11/22 Houston (49,581).....W	27-24
11/29 * Tampa Bay (62,209).....L	14-31
12/6 St. Louis (46,923).....L	3-30
12/13 * Green Bay (45,518).....L	7-35
12/20 * San Francisco (43,639).....L	17-21
	207-378

1982 (4-5) Coach: Bum Phillips
2nd place, NFC West

	Result
9/12 * St. Louis (58,763).....L	7-21
9/19 Chicago (56,600).....W	10- 0
11/21 * Kansas City (39,341).....W	27-17
11/28 San Francisco (51,611).....W	23-20
12/5 * Tampa Bay (61,709).....L	10-13
12/12 Atlanta (39,535).....L	0-35
12/19 Dallas (64,506).....L	7-21
12/26 * Washington (48,667).....L	10-27
1/2 * Atlanta (47,336).....W	35- 6
	129-160

1983 (8-8) Coach: Bum Phillips
3rd place, NFC West

	Result
9/4 * St. Louis (65,225).....W	28-17
9/11 Los Angeles (45,572).....L	27-30
9/18 * Chicago (64,692)(OT).....W	34-31
9/25 Dallas (62,136).....L	20-21
10/2 * Miami (66,489).....W	17- 7
10/9 Atlanta (51,654).....W	19-17
10/16 * San Francisco (68,154).....L	13-32
10/23 Tampa Bay (48,242).....W	24-21
10/30 Buffalo (49,413).....L	21-27
11/6 * Atlanta (67,062).....W	27-10
11/13 San Francisco (40,022).....L	0-27
11/21 * N.Y. Jets (68,606)-MN.....L	28-31
11/27 * Minnesota (59,502).....W	17-16
12/4 New England (24,579).....L	0- 7
12/11 Philadelphia (45,182)(OT).....W	20-17
12/18 * Los Angeles (70,148).....L	24-26
	319-337

1984 (7-9) Coach: Bum Phillips
3rd place, NFC West

	Result
9/2 * Atlanta (66,652).....L	28-36
9/9 * Tampa Bay (54,686).....W	17-13
9/16 San Francisco (57,611).....L	20-30
9/23 * St. Louis (58,723).....W	34-24
9/30 Houston (43,108).....W	27-10
10/7 Chicago (53,752).....L	7-20
10/14 * Los Angeles (63,161).....L	10-28
10/21 Dallas (50,966)-SN (OT).....L	27-30
10/28 Cleveland (52,849).....W	16-14
11/4 * Green Bay (57,426).....L	13-23
11/11 Atlanta (40,590).....W	17-13
11/19 * Pittsburgh (66,005)-MN.....W	27-24
11/25 * San Francisco (65,117).....L	3-35
12/2 Los Angeles (49,348).....L	21-34
12/9 * Cincinnati (40,855).....L	21-24
12/15 New York Giants (63,739).....W	10- 3
	298-361

1985 (5-11) Coach: Bum Phillips (12 games)
Wade Phillips (4 games)
3rd place, NFC West

	Result
9/8 * Kansas City (57,760).....L	27-47
9/15 * Denver (74,448).....L	23-34
9/22 * Tampa Bay (45,320).....W	20-13
9/29 San Francisco (58,053).....W	20-17
10/6 * Philadelphia (56,364).....W	23-21
10/13 L.A. Raiders (48,152).....L	13-23
10/20 Atlanta (44,784).....L	24-31
10/27 *New York Giants (54,082).....L	13-21
11/3 Los Angeles (49,030).....L	10-28
11/10 *Seattle (47,365).....L	3-27
11/17 Green Bay (Milw. 52,104).....L	14-38
11/24 Minnesota (54,117).....W	30-23
12/1 * Los Angeles (44,122).....W	29- 3
12/8 St. Louis (29,527).....L	16-28
12/15 *San Francisco (46,065).....L	19-31
12/22 *Atlanta (37,717).....L	10-16
	294-401

1986 (7-9) Coach: Jim Mora
4th place, NFC West

	Result
9/7 * Atlanta (67,950).....L	10-31
9/14 * Green Bay (56,383).....W	24-10
9/21 San Francisco (58,297).....L	17-26
9/28 N.Y. Giants (72,765).....L	17-20
10/5 * Washington (57,317).....L	6-14
10/12 Indianapolis (53,512).....W	17-14
10/19 *Tampa Bay (43,355).....W	38- 7
10/26 N.Y. Jets (44,246).....L	23-28
11/2 * San Francisco (53,234).....W	23-10
11/9 * Los Angeles (62,352).....W	6- 0
11/16 St. Louis (32,069).....W	16- 7
11/23 Los Angeles (58,600).....L	13-26
11/30 * New England (58,259).....L	20-21
12/7 * Miami (64,761).....L	27-31
12/14 Atlanta (39,994).....W	14- 9
12/21 Minnesota (51,209).....L	17-33
	288-287

1987 (12-3) Coach: Jim Mora
2nd place, NFC West

	Result
9/13 * Cleveland (59,900).....W	28-21
9/20 Philadelphia (57,485).....L	17-27
10/4 * Los Angeles (29,745).....W	37-10
10/11 St. Louis (11,795).....L	19-24
10/18 Chicago (46,813).....W	19-17
10/25 *San Francisco (60,497).....L	22-24
11/1 Atlanta (42,196).....W	38- 0
11/8 Los Angeles (43,379).....W	31-14
11/15 San Francisco (60,436).....W	26-24
11/22 *N.Y. Giants (67,639).....W	23-14
11/29 Pittsburgh (47,896).....W	20-16
12/6 *Tampa Bay (66,471).....W	44-34
12/13 *Houston (68,257).....W	24-10
12/20 Cincinnati (43,424).....W	41-24
12/27 *Green Bay (68,364).....W	33-24
	422-283

NFC Wild Card Playoffs

1/3 * Minnesota (68,127).....L	10-44
--------------------------------	-------

1988 (10-6) Coach: Jim Mora
3rd place, NFC West

	Result
9/4 * San Francisco (66,357).....L	33-34
9/11 Atlanta (48,901).....W	29-21
9/18 Detroit (37,180).....W	22-14
9/25 * Tampa Bay (66,671).....W	13- 9
10/3 * Dallas (68,474)-MN.....W	20-17
10/10 San Diego (42,693).....W	23-17
10/16 Seattle (63,569).....W	20-19
10/23 *L.A. Raiders (66,249).....W	20- 6
10/30 *L.A. Rams (68,238).....L	10-12
11/6 Washington (54,183).....L	24-27
11/13 L.A. Rams (63,305).....W	14-10
11/20 *Denver (68,075).....W	42- 0
11/27 *N.Y. Giants (66,526)-SN.....L	12-13
12/4 Minnesota (61,215).....L	3-45
12/11 San Francisco (62,977).....L	17-30
12/18 *Atlanta (60,566).....W	10- 9
	312-283

1989 (9-7) Coach: Jim Mora
3rd place, NFC West

	Result
9/10 * Dallas (66,977).....W	28- 0
9/17 Green Bay (55,809).....L	34-35
9/24 Tampa Bay (44,053).....L	10-20
10/1 * Washington (64,358).....L	14-16
10/8 *San Francisco (60,488).....L	20-24
10/15 *N.Y. Jets (59,521).....W	29-14
10/22 L.A. Rams (57,567).....W	40-21
10/29 *Atlanta (65,153).....W	20-13
11/6 San Francisco (60,667)-MN.....L	13-31
11/12 New England (47,680).....W	28-24
11/19 Atlanta (53,173).....W	26-17
11/26 *L.A. Rams (64,274)-SN(OT).....L	17-20
12/3 Detroit (38,550).....L	14-21
12/10 Buffalo (70,037).....W	22-19
12/18 *Philadelphia (59,218)-MN.....W	30-20
12/24 *Indianapolis (49,009).....W	41- 6
	386-301

1990 (8-8) Coach: Jim Mora
2nd place, NFC West

	Result
9/10 * San Francisco (68,629)-MN.....L	12-13
9/16 Minnesota (56,272).....L	3-32
9/23 * Phoenix (61,110).....W	28- 7
10/7 Atlanta (57,401).....L	27-28
10/14 *Cleveland (68,608).....W	25-20
10/21 Houston (57,908).....L	10-23
10/28 *Detroit (64,368).....L	10-27
11/4 Cincinnati (60,067).....W	21- 7
11/11 *Tampa Bay (67,865).....W	35- 7
11/18 Washington (52,573).....L	17-31
11/25 *Atlanta (68,629).....W	10- 7
12/2 Dallas (60,087).....L	13-17
12/9 L.A. Rams (56,864).....W	24-20
12/16 *Pittsburgh (68,582).....W	6- 9
12/23 San Francisco (60,112).....W	13-10
12/31 *L.A. Rams (68,647)-MN.....W	20-17
	274-275

NFC First-Round Playoffs

1/6 Chicago (60,767).....L	6-16
----------------------------	------

1991 (11-5) Coach: Jim Mora
1st place, NFC West

	Result
9/1 * Seattle (68,492).....W	27-24
9/8 Kansas City (74,816).....W	17-10
9/15 * L.A. Rams (68,583)-SN.....W	24- 7
9/22 *Minnesota (68,591).....W	26- 0
9/29 Atlanta (56,556).....W	27- 6
10/13 Philadelphia (64,224).....W	13- 6
10/20 *Tampa Bay (68,591).....W	23- 7
10/27 *Chicago (68,591).....L	17-20
11/3 L.A. Rams (58,713).....W	24-17
11/10 *San Francisco (68,591).....W	10- 3
11/17 San Diego (48,420).....L	21-24
11/24 *Atlanta (68,591)-SN(OT).....L	20-23
12/1 San Francisco (62,092).....L	24-38
12/8 Dallas (64,530).....L	14-23
12/16 *L.A. Raiders (68,625)-MN.....W	27- 0
12/22 Phoenix (30,928).....W	27- 3
	341-211

NFC First-Round Playoffs

12/28 *Atlanta (68,794).....L	20-27
-------------------------------	-------

1992 (12-4) Coach: Jim Mora
2nd place, NFC West

	Result
9/6 Philadelphia (63,513).....L	13-15
9/13 * Chicago (68,591).....W	28- 6
9/20 Atlanta (67,328).....W	10- 7
9/27 *San Francisco (68,591)-SN.....L	10-16
10/4 Detroit (66,971).....W	13- 7
10/11 *L.A. Rams (68,591)-SN.....W	13-10
10/18 Phoenix (27,735).....W	30-21
11/1 *Tampa Bay (68,591).....W	23-21
11/8 New England (45,413).....W	31-14
11/15 San Francisco (64,895).....L	20-21
11/23 *Washington (68,591)-MN.....W	20- 3
11/29 *Miami (68,591).....W	24-13
12/3 *Atlanta (68,591)-TN.....W	22-14
12/13 L.A. Rams (47,355).....W	37-14
12/20 *Buffalo (68,591).....L	16-20
12/26 N.Y. Jets (45,614)-SAT.....W	20- 0
	330-202

NFC First-Round Playoffs

1/3 * Philadelphia (68,893).....L	20-36
-----------------------------------	-------

1993 (8-8) Coach: Jim Mora
2nd place, NFC West

	Result
9/5 *Houston (69,029)-SN.....W	33-21
9/12 Atlanta (64,287).....W	34-31
9/19 * Detroit (69,039).....W	14- 3
9/26 *San Francisco (69,041).....W	16-13
10/3 L.A. Rams (50,709).....W	37- 6
10/17 Pittsburgh (56,056).....L	14-37
10/24 *Atlanta (69,043).....L	15-26
10/31 Phoenix (36,778).....W	20-17
11/14 *Green Bay (69,043).....L	17-19
11/22 San Francisco (68,496)-MN.....L	7-42
11/28 Minnesota (53,030).....W	17-14
12/5 Cleveland (60,388).....L	13-17
12/12 *L.A. Rams (69,033).....L	20-23
12/20 *N.Y. Giants (69,036)-MN.....L	14-24
12/26 Philadelphia (50,085).....L	26-37
1/2 *Cincinnati (58,036).....W	20-13
	317-343

1994 (7-9) Coach: Jim Mora
2nd place, NFC West

	Result
9/4 * Kansas City (69,362).....L	17-30
9/11 * Washington (58,049).....L	24-38
9/18 Tampa Bay (45,522).....W	9- 7
9/25 San Francisco (63,971).....L	13-24
10/2 *N.Y. Giants (60,759).....W	27-22
10/9 Chicago (63,822).....L	7-17
10/16 *San Diego (56,395).....L	22-36
10/23 *L.A. Rams (57,268).....W	37-34
11/6 Minnesota (57,564).....L	20-21
11/13 *Atlanta (69,423).....W	33-32
11/20 L.A. Raiders (41,722).....L	19-24
11/28 *San Francisco (66,106)-MN.....L	14-35
12/4 L.A. Rams (34,960).....W	31-15
12/11 Atlanta (61,307)-SN.....W	29-20
12/19 *Dallas (69,475)-MN.....L	16-24
12/24 Denver (64,445)-SAT.....W	30-28
	348-407

1995 (7-9) Coach: Jim Mora
5th place, NFC West


	Result
9/3 * San Francisco (68,976).....L	22-24
9/10 St. Louis (58,186).....L	13-17
9/17 *Atlanta (61,808)(OT).....L	24-27
9/24 N.Y. Giants (72,619).....L	29-45
10/1 *Philadelphia (54,463).....L	10-15
10/15 *Miami (64,529).....W	33-30
10/22 Carolina (55,484).....L	3-20
10/29 San Francisco (65,272).....W	11- 7
11/5 *St. Louis (51,610).....W	19-10
11/12 *Indianapolis (52,430).....W	17-14
11/19 Minnesota (58,108).....L	24-43
11/26 *Carolina (50,984)-SN.....W	34-26
12/3 New England (59,876).....W	31-17
12/10 Atlanta (54,603).....L	14-19
12/16 *Green Bay (61,136)-SAT.....L	23-34
12/24 N.Y. Jets (27,143).....W	12- 0
	319-348

1996 (3-13) Coach: Jim Mora (8 games)
Rick Venturi (8 games)
5th place, NFC West

	Result
9/1 San Francisco (63,970).....L	11-27
9/8 * Carolina (49,274).....L	20-22
9/15 Cincinnati (45,412).....L	15-30
9/22 *Arizona (43,784).....L	14-28
9/29 Baltimore (61,063).....L	10-17
10/6 *Jacksonville (45,280).....W	17-13
10/13 *Chicago (53,390).....W	27-24
10/20 Carolina (70,888).....L	7-19
11/3 *San Francisco (60,966)-SN.....L	17-24
11/10 *Houston (45,719).....L	14-31
11/17 Atlanta (43,119).....L	15-17
11/24 Tampa Bay (40,203).....L	7-13
12/1 *St. Louis (43,544).....L	10-26
12/8 *Atlanta (53,122).....L	15-31
12/15 N.Y. Giants (52,530).....W	17- 3
12/21 St. Louis (57,861).....L	13-14
	229-339

1997 (6-10) Coach: Mike Ditka
4th place, NFC West

		Result
8/31	St. Louis (64,575)	L 24-38
9/7	* San Diego (65,760)	L 6-20
9/14	San Francisco (61,838)	L 7-33
9/21	* Detroit (50,016)	W 35-17
9/28	NY Giants (68,891)	L 9-14
10/5	Chicago (58,865) -SN	W 20-17
10/12	* Atlanta (65,619)	L 17-23
10/19	* Carolina (50,963)	L 0-13
10/26	* San Francisco (60,443)	L 0-23
11/9	Oakland (40,091)	W 13-10
11/16	* Seattle (50,493) (OT)	W 20-17
11/23	Atlanta (48,620)	L 3-20
11/30	Carolina (57,957)	W 16-13
12/7	* St. Louis (54,803)	L 27-34
12/14	* Arizona (45,517)	W 27-10
12/21	Kansas City (66,772)	L 13-25
		237-327



ON THE ROAD WITH THE SAINTS IN 1998

Green Bay (Preseason)

Paper Valley Inn
333 W. College Ave.
Appleton, WI 54913
(920) 733-8000; FAX (920) 733-9220

Denver (Preseason)

Renaissance Denver Hotel
3801 Quebec St.
Denver, CO 80207
(303) 399-7500; FAX (303) 321-1966

St. Louis

St. Louis Marriott Pavillion Hotel
One Broadway
St. Louis, MO 63102
(314) 421-1776; FAX (314) 331-9029

Indianapolis

Omni Severin Hotel
40 West Jackson Place
Indianapolis, IN 46225
(317) 634-6664; FAX (317) 687-3619

Atlanta

The Westin Peachtree Plaza
210 Peachtree Street N.W.
Atlanta, GA 30303
(404) 659-1400; FAX (404) 589-7424

Carolina

Marriott Hotel - City Center
100 W. Trade Street
Charlotte, NC 28202
(704) 333-9000; FAX (704) 342-3419

Minnesota

Marriott Southwest
5801 Opus Parkway
Minnetonka, MN 55343
(612) 935-5500; FAX (612) 935-0753

San Francisco

Westin Airport
1 Old Bayshore Hwy.
Millbrae, CA 94030
(650) 692-3500; FAX (650) 872-8111

Miami

Fort Lauderdale Marina Marriott
1881 S.E. 17th Street
Fort Lauderdale, FL 33316
(954) 463-4000; FAX (954) 527-6705

Arizona

Phoenix Airport Hilton
2435 South 47th Street
Phoenix, AZ 85034
(602) 894-1600; FAX (602) 894-0326

SAINTS STANDINGS

1967
(Capitol Division, 4th place)

	W	L	T	Pct.
Dallas	9	5	0	.643
Philadelphia	6	7	1	.462
Washington	5	6	3	.455
New Orleans	3	11	0	.214

1968
(Century Division, 3rd place)

	W	L	T	Pct.
Cleveland	10	4	0	.714
St. Louis	9	4	1	.692
New Orleans	4	9	1	.308
Pittsburgh	2	11	1	.154

1969
(Capitol Division, 3rd place)

	W	L	T	Pct.
Dallas	11	2	1	.846
Washington	7	5	2	.583
New Orleans	5	9	0	.357
Philadelphia	4	9	1	.308

1970
(Western Division, 4th place)

	W	L	T	Pct.
San Francisco	10	3	1	.769
Los Angeles	8	5	1	.615
Atlanta	4	8	2	.333
New Orleans	2	11	1	.154

1971
(Western Division, 4th place)

	W	L	T	Pct.
San Francisco	9	5	0	.643
Los Angeles	8	5	1	.615
Atlanta	7	6	1	.538
New Orleans	4	8	2	.333

1972
(Western Division, 4th place)

	W	L	T	Pct.
San Francisco	9	5	0	.615
Atlanta	7	7	0	.500
Los Angeles	6	7	1	.464
New Orleans	2	11	1	.154

1973
(Western Division, 3rd place)

	W	L	T	Pct.
Los Angeles	12	2	0	.857
Atlanta	9	5	0	.643
New Orleans	5	9	0	.357
San Francisco	5	9	0	.357

1974
(Western Division, 3rd place)

	W	L	T	Pct.
Los Angeles	10	4	0	.714
San Francisco	6	8	0	.429
New Orleans	5	9	0	.357
Atlanta	3	11	0	.214

1975
(Western Division, 4th place)

	W	L	T	Pct.
Los Angeles	12	2	0	.857
San Francisco	5	9	0	.357
Atlanta	4	10	0	.286
New Orleans	2	12	0	.143

1976
(Western Division, 3rd place)

	W	L	T	Pct.
Los Angeles	10	3	1	.750
San Francisco	8	6	0	.571
New Orleans	4	10	0	.286
Atlanta	4	10	0	.286
Seattle	2	12	0	.143

1977
(Western Division, 4th place)

	W	L	T	Pct.
Los Angeles	10	4	0	.714
Atlanta	7	7	0	.500
San Francisco	5	9	0	.357
New Orleans	3	11	0	.214

1978
(Western Division, 3rd place)

	W	L	T	Pct.
Los Angeles	12	4	0	.750
Atlanta	9	7	0	.563
New Orleans	7	9	0	.438
San Francisco	2	14	0	.125

1979
(Western Division, 2nd place)

	W	L	T	Pct.
Los Angeles	9	7	0	.563
New Orleans	8	8	0	.500
Atlanta	6	10	0	.375
San Francisco	2	14	0	.125

1980
(Western Division, 4th place)

	W	L	T	Pct.
Atlanta	12	4	0	.750
Los Angeles	11	5	0	.687
San Francisco	6	10	0	.375
New Orleans	1	15	0	.062

1981
(Western Division, 4th place)

	W	L	T	Pct.
San Francisco	13	3	0	.813
Atlanta	7	9	0	.438
Los Angeles	6	10	0	.375
New Orleans	4	12	0	.250

1982
(Western Division, 2nd place)

	W	L	T	Pct.
Atlanta	5	4	0	.556
New Orleans	4	5	0	.444
San Francisco	3	6	0	.333
Los Angeles	2	7	0	.222

1983
(Western Division, 3rd place)

	W	L	T	Pct.
San Francisco	10	6	0	.625
Los Angeles	9	7	0	.563
New Orleans	8	8	0	.500
Atlanta	7	9	0	.438

1984
(Western Division, 3rd place)

	W	L	T	Pct.
San Francisco	15	1	0	.938
Los Angeles	10	6	0	.625
New Orleans	7	9	0	.438
Atlanta	4	12	0	.250

1985
(Western Division, 3rd place)

	W	L	T	Pct.
Los Angeles	11	5	0	.687
San Francisco	10	6	0	.625
New Orleans	5	11	0	.313
Atlanta	4	12	0	.250

1986
(Western Division, 4th place)

	W	L	T	Pct.
San Francisco	10	5	1	.656
Los Angeles	10	6	0	.625
Atlanta	7	8	1	.469
New Orleans	7	9	0	.438

1987
(Western Division, 2nd place)

	W	L	T	Pct.
San Francisco	13	2	0	.867
New Orleans	12	3	0	.800
Los Angeles	6	9	0	.400
Atlanta	3	12	0	.200

1988
(Western Division, 3rd place)

	W	L	T	Pct.
San Francisco	10	6	0	.625
Los Angeles	10	6	0	.625
New Orleans	10	6	0	.625
Atlanta	5	11	0	.313

1989
(Western Division, 3rd place)

	W	L	T	Pct.
San Francisco	14	2	0	.875
Los Angeles	11	5	0	.688
New Orleans	9	7	0	.563
Atlanta	3	13	0	.188

1990
(Western Division, 2nd place)

	W	L	T	Pct.
San Francisco	14	2	0	.875
New Orleans	8	8	0	.500
Los Angeles	5	11	0	.313
Atlanta	5	11	0	.313

1991
(Western Division, 1st place)

	W	L	T	Pct.
New Orleans	11	5	0	.688
Atlanta	10	6	0	.625
San Francisco	10	6	0	.625
Los Angeles	3	13	0	.188

1992
(Western Division, 2nd place)

	W	L	T	Pct.
San Francisco	14	2	0	.875
New Orleans	12	4	0	.750
Atlanta	6	10	0	.375
Los Angeles	6	10	0	.375

1993
(Western Division, 2nd place)

	W	L	T	Pct.
San Francisco	10	6	0	.625
New Orleans	8	8	0	.500
Atlanta	6	10	0	.375
Los Angeles	5	11	0	.313

1994
(Western Division, 2nd place)

	W	L	T	Pct.
San Francisco	13	3	0	.813
New Orleans	7	9	0	.438
Atlanta	7	9	0	.438
Los Angeles	4	12	0	.250

1995
(Western Division, 5th place)

	W	L	T	Pct.
San Francisco	11	5	0	.688
Atlanta	9	7	0	.563
St. Louis	7	9	0	.438
Carolina	7	9	0	.438
New Orleans	7	9	0	.438

1996
(Western Division, 5th place)

	W	L	T	Pct.
Carolina	12	4	0	.750
San Francisco	12	4	0	.750
St. Louis	6	10	0	.375
Atlanta	3	13	0	.188
New Orleans	3	13	0	.188

1997
(Western Division, 4th place)

	W	L	T	Pct.
San Francisco	13	3	0	.813
Atlanta	7	9	0	.438
Carolina	7	9	0	.438
New Orleans	6	10	0	.375
St. Louis	5	11	0	.313

SAINTS PRESEASON RESULTS

1967 (5-1)	Result
Los Angeles (26,364) at Anaheim.....	L 7-16
St. Louis (25,500) at Shreveport.....	W 23-14
Pittsburgh (35,000) at Baton Rouge.....	W 20-17
San Francisco (23,348) at Portland, Ore.....	W 24-10
Miami (11,214) at Charleston, S.C.....	W 20-17
Atlanta (67,486) at New Orleans.....	W 27-14

1968 (2-4)	Result
Los Angeles (29,505) at Anaheim.....	L 7-21
Boston (57,152) at New Orleans.....	W 19-0
Houston (42,734) at Houston.....	W 23-24
Cleveland (70,045) at New Orleans.....	W 40-27
Atlanta (49,832) at Atlanta.....	L 10-16
Minnesota (23,000) at Shreveport.....	L 17-20

1969 (2-4)	Result
San Diego (31,683) at San Diego.....	L 7-10
Denver (28,356) at Denver.....	W 28-22
Pittsburgh (40,000) at Baton Rouge.....	L 24-34
Atlanta (69,898) at New Orleans.....	W 21-17
Houston (79,937) at New Orleans.....	L 14-30
Detroit (30,312) at Detroit.....	L 7-42

1970 (4-2)	Result
Minnesota (17,932) at Canton, Ohio.....	W 14-13
Houston (46,223) at Houston.....	W 19-10
Detroit (76,778) at New Orleans.....	L 17-31
Boston (32,000) at Jackson, Miss.....	W 26-20
N.Y. Jets (78,581) at New Orleans.....	L 14-27
San Diego (63,904) at New Orleans.....	W 20-14

1971 (0-6)	Result
Buffalo (35,758) at Buffalo.....	L 10-14
Dallas (73,560) at Dallas.....	L 21-36
Kansas City (70,459) at New Orleans.....	L 7-27
San Diego (35,405) at San Diego.....	L 7-22
Philadelphia (60,487) at New Orleans.....	L 0-34
Houston (60,971) at New Orleans.....	L 17-24

1972 (1-4-1)	Result
Philadelphia (53,372) at Philadelphia.....	W 13-10
Buffalo (66,762) at New Orleans.....	L 21-24
Dallas (81,070) at New Orleans.....	L 7-30
San Diego (64,506) at New Orleans.....	L 14-16
Pittsburgh (43,302) at Memphis.....	L 7-56
Houston (44,571) at Houston.....	T 14-14

1973 (1-5)	Result
Kansas City (67,216) at Kansas City.....	L 6-12
Miami (80,050) at Miami.....	L 13-14
Dallas (61,022) at Dallas.....	L 14-24
New England (64,131) at New Orleans.....	L 6-31
N.Y. Jets (67,434) at New Orleans.....	L 17-28
Houston (62,339) at New Orleans.....	W 16-10

1974 (3-3)	Result
Pittsburgh (45,339) at New Orleans.....	L 7-26
Miami (41,524) at Miami.....	L 20-45
New England (20,456) at Foxboro.....	L 3-7
Dallas (56,563) at New Orleans.....	W 16-7
N.Y. Jets (59,829) at New Orleans.....	W 24-7
Houston (35,103) at Houston.....	W 24-16

1975 (2-4)	Result
Houston (72,434) at New Orleans.....	L 7-13
Denver (40,089) at New Orleans.....	W 24-21
Miami (61,253) at New Orleans.....	L 10-20
Baltimore (60,643) at New Orleans.....	W 27-3
Pittsburgh (47,341) at Pittsburgh.....	L 13-24
Cincinnati (48,453) at Cincinnati.....	L 0-20

1976 (4-2)	Result
Pittsburgh (56,039) at New Orleans.....	L 14-24
Houston (38,675) at Houston.....	W 13-10
Buffalo (36,110) at Buffalo.....	W 21-14
Baltimore (38,879) at Baltimore (OT).....	W 26-20
Cincinnati (60,044) at New Orleans.....	W 13-10
Miami (63,383) at New Orleans.....	L 7-20

1977 (5-1)	Result
Chicago (55,163) at Chicago.....	W 20-14
N.Y. Giants (49,900) at New Orleans.....	W 23-7
Buffalo (66,282) at New Orleans.....	W 20-17
N.Y. Jets (49,455) at New Orleans.....	L 14-20
Miami (39,970) at Miami.....	W 17-10
Houston (49,964) at New Orleans.....	W 20-16

1978 (2-2)	Result
Philadelphia (30,000) at Mexico City.....	W 14-7
Miami (54,105) at New Orleans.....	L 17-31
Tampa Bay (49,042) at New Orleans.....	L 3-14
Houston (49,554) at Houston.....	W 17-3

1979 (1-3)	Result
Miami (44,704) at Miami.....	L 7-14
Chicago (45,085) at New Orleans.....	L 6-13
Tampa Bay (49,042) at Tampa.....	L 7-14
Houston (54,469) at New Orleans.....	W 10-7

1980 (1-3)	Result
St. Louis (57,923) at New Orleans.....	W 17-13
Houston (43,376) at Houston.....	L 17-20
Detroit (49,631) at Detroit.....	L 17-40
Miami (50,635) at New Orleans.....	L 0-20

1981 (3-1)	Result
Baltimore (46,792) at New Orleans.....	W 24-23
Houston (67,562) at New Orleans.....	W 27-7
Philadelphia (28,001) at Syracuse, N.Y.....	L 6-37
Detroit (52,090) at New Orleans (OT).....	W 20-17

1982 (1-3)	Result
Houston (44,599) at Houston.....	L 20-22
Kansas City (46,585) at New Orleans.....	W 6-3
Cleveland (55,689) at New Orleans.....	L 17-20
Minnesota (59,810) at Minnesota.....	L 21-24

1983 (3-2)	Result
Pittsburgh (23,909) at Canton, Ohio.....	L 14-27
Tampa Bay (53,111) at Tampa.....	L 17-20
Miami (38,735) at Miami.....	W 19-17
Houston (60,430) at New Orleans.....	W 20-13
N.Y. Jets (58,176) at New Orleans.....	W 17-10

1984 (3-1)	Result
Kansas City (34,230) at Kansas City.....	W 34-20
Atlanta (58,502) at New Orleans.....	W 31-21
Houston (45,522) at Houston.....	W 31-19
Washington (52,040) at New Orleans.....	L 9-14

1985 (1-3)	Result
New England (27,014) at Foxboro.....	W 32-20
Houston (53,491) at New Orleans.....	L 20-23
Tampa Bay (49,337) at New Orleans.....	L 10-14
San Diego (40,462) at San Diego.....	L 20-21

1986 (2-2)	Result
Denver (47,408) at Denver.....	W 10-7
New England (54,364) at New Orleans.....	L 34-38
Houston (38,617) at Houston.....	L 13-24
Kansas City (47,945) at New Orleans.....	W 13-10

1987 (3-1)	Result
Minnesota (52,884) at New Orleans	W 23-17
Houston (51,562) at New Orleans	L 13-16
Pittsburgh (46,770) at New Orleans	W 31-28
Cincinnati (46,289) at Cincinnati	W 26-14

1988 (2-2)	Result
Minnesota (47,624) at Minnesota	W 23-20
Phoenix (51,987) at Phoenix	W 33-28
Indianapolis (54,117) at Indianapolis	L 6-18
Pittsburgh (56,174) at New Orleans	L 28-31

1989 (1-3)	Result
Indianapolis (57,771) at New Orleans	L 7-31
Buffalo (48,512) at Buffalo	L 7-10
Cincinnati (51,150) at New Orleans	W 27-10
Washington (56,181) at New Orleans	L 21-26

1990 (4-1)	Result
L.A. Raiders (63,106) at London	W 17-10
Minnesota (48,154) at Minnesota	W 13-10
Green Bay (47,848) at Madison, Wis.	L 13-27
Buffalo (51,959) at New Orleans	W 28-23
Indianapolis (54,796) at New Orleans	W 17-14

1991 (2-2)	Result
Minnesota (58,953) at New Orleans	W 18-3
Green Bay (55,730) at New Orleans	W 31-20
Indianapolis (50,896) at Indianapolis	L 28-34
Miami (44,099) at Miami	L 24-28

1992 (3-1)	Result
Chicago (53,846) at Chicago	W 34-31
Pittsburgh (61,671) at New Orleans	W 26-0
Houston (61,194) at New Orleans	L 3-33
Miami (60,021) at Baltimore, Md.	W 17-3

ALL-TIME PRESEASON RECORD

Team	W	L	T	Pct.	Team	W	L	T	Pct.
Arizona	3	0	0	.1000	Kansas City	4	3	0	.571
Atlanta	3	1	0	.750	Miami	4	8	0	.333
Baltimore	0	0	0	.000	Minnesota	6	3	0	.667
Buffalo	3	3	0	.500	New England	3	4	0	.429
Carolina	0	0	0	.000	NY Giants	1	1	0	.500
Chicago	5	1	0	.833	NY Jets	2	3	0	.400
Cincinnati	3	1	0	.750	Oakland	1	1	0	.500
Cleveland	1	1	0	.500	Philadelphia	3	2	0	.600
Dallas	2	3	0	.400	Pittsburgh	3	7	0	.300
Denver	3	0	0	.1000	St. Louis	0	2	0	.000
Detroit	3	4	0	.429	San Diego	1	4	0	.200
Green Bay	2	3	0	.400	San Francisco	1	0	0	.1000
Tennessee	12	10	1	.522	Seattle	0	1	0	.000
Indianapolis	4	4	0	.500	Tampa Bay	0	4	0	.000
Jacksonville	0	0	0	.000	Washington	0	2	0	.000

31-YEAR TOTALS (Preseason only)

	W	L	T	Pct.
Totals	73	76	1	.487

1993 (4-1)	Result
Philadelphia (49,363) at Tokyo, Japan	W 28-16
Houston (40,308) at San Antonio, Texas	W 37-28
Green Bay (59,523) at Madison, Wis.	W 26-17
Chicago (61,149) at New Orleans	W 20-14
Detroit (60,700) at New Orleans	L 16-17

1994 (1-3)	Result
New England (37,800) at Foxboro	L 6-24
Minnesota (46,067) at Minnesota	L 17-21
Green Bay (54,714) at New Orleans	L 10-13
Dallas (57,281) at New Orleans	W 28-10

1995 (1-3)	Result
Green Bay (49,071) at Madison, Wis.	L 17-27
N.Y. Giants (54,416) at New York	L 13-14
Seattle (38,228) at New Orleans	L 19-24
Detroit (38,073) at New Orleans	W 24-10

1996 (3-2)	Result
Indianapolis (23,376) at Canton, Ohio	L 3-10
Detroit (35,782) at Detroit	W 23-22
Kansas City (65,710) at Kansas City	L 6-42
Chicago (35,246) at New Orleans	W 31-21
Minnesota (35,728) at New Orleans	W 16-13

1997 (3-1)	Result
Tennessee (22,811) at Memphis	W 21-12
Kansas City (55,211) at New Orleans	W 26-7
Oakland (36,771) at Oakland	L 18-16
Chicago (58,656) at Chicago	W 13-7

SAINTS DRAFT CHOICES

The first combined AFL-NFL draft was held in 1967. A player's order of selection among the players drafted is designated by a number after his position. In 1967, the expansion New Orleans Saints received first and last choices in each round and one additional choice at the end of the second, third and fourth rounds.

On February 10, 1967, the Saints selected 42 players in an expansion draft, using the same procedures as in the formation of the Atlanta Falcons in 1966. The Falcons were exempted from the expansion draft in 1967, thus leaving 14 teams from whom the Saints selected players. The procedures that were in place for the Saints were: each of the other 14 NFL teams froze 29 players from its 40-man roster, leaving 11 players available to be selected by the Saints. The Saints chose one player from those 11 remaining on each team. Then, each team froze two additional players, leaving eight on each list, from which the Saints chose two more each.

1967 EXPANSION DRAFT

Tom Barrington, fbOhio State (from Washington)
Jim Battle, tSouthern (from Cleveland)
Charlie Bradshaw, tBaylor (from Pittsburgh)
Jackie Burkett, lbAuburn (from Baltimore)
Dave Cahill, dtArizona State (from Philadelphia)
Bill Cody, lbAuburn (from Detroit)
Don Croftcheck, gIndiana (from Washington)
Bill Curry, cGeorgia Tech (from Green Bay)
Ted Davis, lbGeorgia Tech (from Baltimore)
Jim Garcia, deCal State-Chico (from NY Giants)
Tom Hall, wrMinnesota (from Minnesota)
Steve Heckard, wrDavidson (from LA Rams)
Jimmy Heidel, dbMississippi (from St. Louis Cardinals)
Paul Hornug, rbNotre Dame (from Green Bay)
Billy Kilmer, qbUCLA (from San Francisco)
Elbert Kimbrough, dbNorthwestern (from San Francisco)
Kent Kramer, teMinnesota (from San Francisco)
Jake Kupp, gWashington (from Washington)
Earl Leggett, dtLSU (from LA Rams)
Obert Logan, dbTrinity (TX) (from Dallas)
Riley Mattson, tOregon (from Chicago)
John Morrow, cMichigan (from Cleveland)
Ray Ogden, teAlabama (from St. Louis Cardinals)
Ray Rissmiller, tGeorgia (from Philadelphia)
Walt Roberts, wrSan Jose State (from Cleveland)
George Rose, dbAuburn (from Minnesota)
Bill Sandeman, tPacific (from Dallas)
Bob Scholtz, tNotre Dame (from NY Giants)
Brian Schweda, deKansas (from Chicago)
Dave Simmons, lbGeorgia Tech (from St. Louis Cardinals)
Jerry Simmons, wrBethune-Cookman (from Pittsburgh)
Bob Smith, rbNorth Texas State (from Pittsburgh)
Bobby Lee Smith, dbUCLA (from Detroit)
Larry Stephens, dtTexas (from Dallas)
Steve Stonebreaker, lbDetroit (from Baltimore)
Mike Tilleman, dtMontana (from Minnesota)
Phil Vandersee, lbMassachusetts (from Green Bay)
Willie Walker, wrTennessee State (from Detroit)
Joe Wendryhoski, gIllinois (from LA Rams)
Dave Whitsell, dbIndiana (from Chicago)
Fred Whittingham, lbCal Poly-SLO (from Philadelphia)
Gary Wood, qbCornell (from NY Giants)

1967

Held March 14, 1967

1a. traded to Baltimore	
1b. Leslie Kelley, fb (26)Alabama
2a. James (Bo) Burris, s (27)Houston
2b. John Gilliam, rb (52)South Carolina State
2c. David Rowe, de (53)Penn State
3a. traded to Baltimore	
3b. Del Williams, g (79)Florida State
3c. Ben Hart, wr (80)Oklahoma
4a. Ron Widby, p (81)Tennessee
4b. Bill Carr, c (106)Florida
4c. Tom Stangle, t (107)Dayton
5a. Don McCall, rb (108)USC
5b. John Douglas, cb (133)Texas Southern
6a. George Harvey, g (134)Kansas
6b. Charles (Bo) Wood, lb (159)North Carolina
7a. Gary Hertzog, g (160)Williamette
7b. Bob McKelvey, lb (185)Northwestern

8a. Sam Harris, te (186)Colorado
8b. Barry Siler, lb (211)Albion
9a. Tim Lavens, te (212)Idaho
9b. Eugene Brown, cb (237)Oklahoma
10a. Charles Ross, rb (238)Missouri
10b. Roosevelt Robertson, te (263)North Carolina College
11a. Jim Benson, g (264)Florida
11b. Bernard Corbin, cb (288)Alabama A&M
12a. Ronnie Pack, g (289)Texas Tech
12b. John Robinson, wr (315)Tennessee A&I
13a. Bill Stetz, lb (316)Boston College
13b. Gary Grossnickle, s (341)Missouri
14a. Jim Hester, te (342)North Carolina
14b. George Stetter, cb (367)Virginia
15a. John Snow, dt (368)Wake Forest
15b. Darrell Johnson, rb (393)Lamar
16a. Marcus Rhoden, wr (394)Mississippi State
16b. Bruce Cortez, cb (419)Parsons College
17a. Dan Abramowicz, wr (420)Xavier (Ohio)
17b. Billy Bob Stewart, lb (438)SMU (choice acquired from Baltimore)
17c. Jim Walker, s (445)Providence

1968

January 30-31, 1968

1a. traded to Green Bay	
1b. Kevin Hardy, de (7)Notre Dame (choice acquired from Minnesota)
2. choice to Los Angeles for joining scouting combine	
3. Dave Szmakowski, wr (59)West Texas State
4a. Willie Crittendon, dt (85)Tulsa
4b. Dan Sartin, g (103)Mississippi
5. Ronnie Lee South, qb (115)Arkansas
6. traded to San Francisco	
7a. Ray Phillips, g (169)Michigan (choice acquired from Detroit)
7b. Eugene Howard, cb (175)Langston
8. Dick Swatland, g (195)Notre Dame
9. Joe Blake, g (223)Tulsa
10. Doug Robinson, s (254)Iowa State
11. Bennie Blocker, rb (276)South Carolina State
12. John Beck, cb (303)San Diego State
13. Kayo Trepanier, t (331)Montana State
14. Herbert Covington, rb (359)Memphis State
15. Wilmer Cooks, rb (359)Colorado
16. Elie Ghattas, g (411)Ball State
17. Jim Ferguson, lb (439)USC

1969

Held January 28-29, 1969

1a. traded to San Francisco	
1b. John Shimmers, g (17)Xavier (Ohio) (choice acquired from Minnesota)
2a. traded to Baltimore	
2b. Richard Neal, de (45)Southern (choice acquired from St. Louis)
3. traded to Detroit	
4a. Dennis Hale, s (85)Minnesota
4b. Bob Hudspeth, t (102)Southern Illinois (choice acquired from Dallas)
5a. Tony Kyasky, s (111)Syracuse
5b. Keith Christensen, t (117)Kansas (choice acquired from New York Giants)
6. Bob Miller, te (138)USC

7. traded to Baltimore
8. Jim Lawrence, wr (189).....USC
9. Joe Owens, lb (215).....Alcorn State
10. McKinley Reynolds, rb (241).....Hawaii
11. Tommy Morel, wr (267).....LSU
12. Tom Broadhead, rb (293).....Santa Barbara State
13. Joe Robillard, cb (319).....Linfield (Oregon)
14. Gary Loyd, p (345).....California Lutheran
15. Bill Waller, wr (371).....Xavier (Ohio)
16. Ed Hargett, qb (397).....Texas A&M
17. Chico Kurzwski, s (423).....Northwestern

1970*Held January 27-28, 1970*

1. Ken Burrough, wr (10).....Texas Southern
2. traded to Cleveland
3. Clovis Swinney, de (62).....Arkansas State
4. Delles Howell, cb (88).....Grambling
- 5a. Glenn Cannon, s (106).....Mississippi
(choice acquired from Chicago)
- 5b. traded to Washington
- 5c. Steve Ramsey, qb (126).....North Texas State
(choice acquired from Los Angeles)
6. Mel Easley, cb (140).....Oregon State
7. Lon Woodard, de (166).....San Diego State
8. Lawrence Estes, de (192).....Alcorn State
9. Jim Otis, rb (218).....Ohio State
10. Jim Brumfield, rb (244).....Indiana State
11. Gary Klahr, lb (270).....Arizona
12. Willie Davenport, cb (296).....Southern
13. Ralph Miller, te (322).....Alabama State
(selection was declared ineligible by NFL)
14. Doug Sutherland, de (348).....Wisconsin-Superior
15. Jim Vest, de (374).....Washington State
16. Cliff Gasper, dt (400).....Grambling
17. Doug Wyatt, s (426).....Tulsa

1971*Held January 28-29, 1971*

1. Archie Manning, qb (2).....Mississippi
- 2a. traded to Chicago
- 2b. Sam Holden, t (31).....Grambling
(choice acquired from Houston)
3. Bivian Lee, cb (54).....Prairie View
- 4a. traded to Dallas
- 4b. Carlos Bell, te (82).....Houston
- 4c. Wimpy Winther, c (88).....Mississippi
(choice acquired from Washington)
- 4d. D'artagnan Martin, cb (91).....Kentucky State
- 4e. Don Morrison, t (98).....Texas-Arlington
5. traded to Pittsburgh
6. Don Morehead, rb (132).....Michigan
- 7a. Larry DiNardo, g (158).....Notre Dame
- 7b. Bob Newland, wr (172).....Oregon
(choice acquired from Kansas City)
- 8a. traded to Pittsburgh
- 8b. James Elder, cb (194).....Southern
(choice acquired from Washington)
- 8c. Bob Gresham, rb (201).....West Virginia
(choice acquired from Oakland)
9. Tom Williams, s (210).....Williamette
10. Rocky Pamplin, rb (239).....Hawaii
(choice acquired from Philadelphia)
11. Bob Pollard, de (262).....Weber State
12. Ron Gathright, cb (288).....Morehead State
13. Don Burchfield, te (314).....Ball State
14. Bobby Scott, qb (340).....Tennessee
15. Bart Graves, de (366).....Tulane
16. Craig Robinson, t (392).....Houston
17. Hermann Eban, wr (428).....Oklahoma State
(choice acquired from Washington)

1972*Held February 1-2, 1972*

1. Royce Smith, g (8).....Georgia
- 2a. Willie Hall, lb (31).....USC

- (choice acquired from Houston)
- 2b. traded to Oakland
- 3a. Bob Kuziel, c (60).....Pittsburgh
- 3b. Tom Myers, s (74).....Syracuse
(choice from Baltimore through Oakland)
- 4a. Mike Crangle, de (85).....Tennessee-Martin
- 4b. Joe Federspiel, lb (99).....Kentucky
(choice acquired from Washington through Los Angeles Rams and Philadelphia)
- 4c. Mike Coleman, de (101).....Knoxville College
(choice acquired from Kansas City)
- 5a. Bill Butler, rb (111).....Kansas State
(choice acquired from Green Bay)
- 5b. Carl Johnson, t (112).....Nebraska
- 5c. Bob Davies, s (126).....South Carolina
(choice acquired from Baltimore)
- 6a. Wayne Dorton, g (137).....Arkansas State
- 6b. Curt Watson, rb (150).....Tennessee
(choice acquired from Oakland)
7. Ernie Jackson, cb (164).....Duke
8. Ron Vinson, wr (189).....Abilene Christian
9. Kent Bransletter, dt (216).....Houston
10. Andy Kupp, g (241).....Idaho
11. Paul Dongieux, lb (267).....Mississippi
12. Steve Lockhart, te (293).....Arkansas State
13. Cephus Weatherspoon, wr (320).....Fl. Lewis
14. Steve Barrios, wr (345).....Tulane
15. Rusty Lachaussee, qb (372).....Tulane
16. Joe Bathrop, g (397).....Tennessee
17. Dick Graham, wr (424).....Oklahoma State

1973*Held January 30-31, 1973*

1. traded to Baltimore
- 2a. Derland Moore, de (29).....Oklahoma
- 2b. Steve Baumgartner, de (51).....Purdue
(choice acquired from Washington through New York Jets)
- 3a. traded to Washington
- 3b. Pete Van Valkenburg, rb (66).....Brigham Young
(choice acquired from New York Jets)
- 4a. traded to Detroit
- 4b. Jim Merlo, lb (86).....Stanford
(choice acquired from Baltimore)
5. traded to Denver
- 6a. traded to Washington
- 6b. Marty Shuford, rb (134).....Arizona
(choice from New England)
7. Billy Cahill, s (158).....Washington
- 8a. Bob Peterson, g (185).....Utah
- 8b. Doug Winslow, wr (207).....Drake
(choice acquired from Washington)
9. Mike Fink, cb (210).....Missouri
10. Jeff Horsley, rb (237).....North Carolina Central
11. James Owens, rb (262).....Auburn
12. Paul Orndorff, te (289).....Tampa
13. Richard Watkins, dt (314).....Weber State
14. Paul Fersen, t (341).....Georgia
15. Mike Evenson, c (368).....North Dakota State
16. Howard Stevens, rb (392).....Louisville
17. Bobby Garner, te (418).....Winston-Salem

1974*Held January 29-30, 1974*

1. Rick Middleton, lb (13).....Ohio State
(swapped #1 choices from Detroit)
2. Paul Seal, te (36).....Michigan
3. traded to Cincinnati
- 4a. traded to Minnesota
- 4b. Rod McNeil, rb (88).....USC
(choice acquired from San Francisco)
- 5a. Joel Parker, wr (113).....Florida
(choice acquired from San Francisco)
- 5b. traded to Cincinnati
- 5c. Terry Schmidt, cb (121).....Ball State
(choice acquired from Atlanta)

6. traded to Detroit
7. traded to Miami
- 8a. traded to New York Jets
- 8b. Alvin Maxson, rb (201).....SMU
(choice acquired from Oakland)
9. Phil LaPorta, t (217).....Penn State
- 10a. Frosty Anderson, wr (235).....Nebraska
(choice acquired from Houston)
- 10b. Tommy Thibodeaux, g (242).....Tulane
11. Kent Merritt, wr (270).....Virginia
12. James Buckmon, de (295).....Pittsburgh
13. Mike Truax, lb (320).....Tulane
14. Kent Marshall, s (348).....TCU
15. Larry Cipa, qb (373).....Michigan
16. Don Coleman, lb (398).....Michigan
17. Marvin Williams, wr (426).....Western Illinois

1975*Held January 28-29, 1975*

- 1a. Larry Burton, wr (7).....Purdue
- 1b. Kurt Schumacher, g (12).....Ohio State
(choice acquired from Jets for Billy Newsome)
2. Lee Gross, c (32).....Auburn
- 3a. Andrew Jones, rb (60).....Washington State
- 3b. Elois Grooms, de (63).....Tennessee Tech
(choice acquired from Detroit through Minnesota)
- 4a. traded to San Francisco
- 4b. John Starkebaum, s (92).....Nebraska
(choice acquired from Philadelphia)
- 4c. Charles Hall, de (99).....Tulane
(choice acquired from St. Louis)
5. traded to Chicago
- 6a. traded to Detroit
- 6b. Mike Lemon, lb (149).....Kansas
(choice acquired from Buffalo)
7. Steve Rogers, rb (163).....LSU
8. traded to St. Louis
9. Mike Strachan, rb (216).....Iowa State
10. Chuck Heater, rb (241).....Michigan
11. Danny Lee, p (266).....N.E. Louisiana
12. Ron Gustafson, wr (294).....North Dakota State
13. Jim Upchurch, rb (319).....Arizona
14. Randy Rhino, cb (343).....Georgia Tech
15. Grant Burget, rb (372).....Oklahoma
16. Mike McDonald, lb (397).....Catawba
17. Greg Westbrook, lb (422).....Colorado

1976*Held April 8-9, 1976*

1. Chuck Muncie, rb (3).....California
2. Tony Galbreath, rb (32).....Missouri
- 3a. traded to San Francisco
- 3b. Bob Simmons, t (77).....Texas
(choice acquired from Washington through San Diego)
4. Tinker Owens, wr (95).....Oklahoma
5. Scott Parrish, t (127).....Utah State
6. Terry Steve, g (160).....Wisconsin
- 7a. traded to Miami
- 7b. Ed Bauer, g (201).....Notre Dame
(choice acquired from Baltimore through Chicago and Oakland)
8. Craig Cassidy, s (213).....Ohio State
9. Warren Peiffer, dt (240).....Iowa
10. Junior Hardin, lb (269).....Eastern Kentucky
11. Greg Kokal, qb (294).....Kent State
12. Milton Butts, t (323).....North Carolina State
13. Kenny Downing, s (350).....Missouri
14. Rich Hucke, de (379).....Western Montana
15. Steve Seminoff, dt (406).....Wichita State
16. Gene Jones, t (435).....Bowling Green
17. Scott MacDonald, te (462).....West Virginia

1977*Held May 3-4, 1977*

1. Joe Campbell, de (7).....Maryland
2. Mike Fultz, dt (34).....Nebraska

3. Robert Watts, lb (64).....Boston College
4. traded to Los Angeles for LB Ken Bordon
- 5a. Dave Lafary, t (118).....Purdue
- 5b. Dave Hubbard, t (136).....Brigham Young
(choice acquired from Baltimore)
- 6a. Cliff Parsley, p (147).....Oklahoma State
- 6b. Tom Schick, g (162).....Maryland
(choice acquired from Los Angeles)
7. Greg Boykin, rb (174).....Northwestern
8. Jimmy Stewart, s (201).....Tulsa
9. Dave Knowles, t (231).....Indiana
10. Rafael Septien, k (258).....S.W. Louisiana
11. John Blain, t (285).....San Jose State
12. Oakley Dalton, dt (315).....Jackson State

1978*Held May 2-3, 1978*

1. Wes Chandler, wr (3).....Florida
2. James Taylor, t (33).....Missouri
3. Barry Bennett, dt (60).....Concordia (Minn.)
4. Don Schwartz, s (87).....Washington State
5. Eric Felton, cb (115).....Texas Tech
- 6a. Mike Rieker, qb (141).....Lehigh
- 6b. Francis Chesley, lb (157).....Wyoming
(choice acquired from Washington through Houston)
7. traded to New York Jets for de Richard Neal
8. Brooks Williams, te (199).....North Carolina
9. Richard Carter, cb (226).....North Carolina State
10. traded to New York Giants for lb Pat Hughes
- 11a. Nathan Besaint, dt (283).....Southern
- 11b. David Riley, rb (285).....West Virginia
(choice acquired from Seattle)
12. Larry Hardy, te (309).....Jackson State

1979*Held May 3-4, 1979*

1. Russell Exleben, k-p (11).....Texas
2. Reggie Mathis, lb (38).....Oklahoma
3. traded to Miami as compensation for signing DE Don Reese
4. Jim Kovach, lb (93).....Kentucky
5. Harlan Huckleby, rb (120).....Michigan
6. Ricky Ray, cb (146).....Norfolk State
7. Stan Sytsma, lb (176).....Minnesota
8. Doug Panfil, g (202).....Tulsa
9. traded to Kansas City for dt Keith Simons
10. traded to Oakland for LB Floyd Rice
11. David Hall, wr (285).....Missouri-Rolla
12. Kelsey Finch, rb (311).....Tennessee

1980*Held April 29-30, 1980*

1. Stan Brock, t (12).....Colorado
2. David Waymer, cb (41).....Notre Dame
3. traded to Minnesota for T Steve Riley
4. Mike Jolly, cb (96).....Michigan
5. traded to Minnesota for T Steve Riley
6. Lester Boyd, lb (150).....Kentucky
7. Mike Morucci, rb (177).....Bloomsburg State
8. Chuck Evans, lb (206).....Stanford
9. Frank Mordica, rb (233).....Vanderbilt
10. Tanya Webb, de (262).....Michigan State
11. George Woodard, rb (289).....Texas A&M
12. Kiser Lewis, lb (318).....Florida A&M

1981*Held April 28-29, 1981*

1. George Rogers, rb (1).....South Carolina
1. Dave Wilson, qb (29).....Illinois
(Supplemental '81 draft choice)
- 2a. Russell Gary, s (29).....Nebraska
- 2b. Rickey Jackson, lb (51).....Pittsburgh
(choice acquired from San Diego)
- 3a. Frank Warren, de (57).....Auburn
- 3b. Hoby Brenner, te (71).....USC
(choice acquired from Minnesota)

4. traded to Miami for qb Guy Benjamin
- 5a. Louis Oubre, g (112) Oklahoma
- 5b. Jerry Boyarsky, nt (128) Pittsburgh
(choice acquired from Minnesota)
- 6a. Nat Hudson, g (139) Georgia
- 6b. Johnnie Poe, cb (144) Missouri
(choice acquired from Tampa Bay)
- 6c. Glen Redd, lb (166) Brigham Young
(choice acquired from Oakland)
7. Kevin Williams, wr (167) USC
- 8a. traded to New England for g Sam Adams
- 8b. Gene Gladys, lb (214) Penn State
(choice acquired from Buffalo)
- 8c. Kevin Evans, s (215) Arkansas
(choice acquired from San Diego)
9. Toussaint Tyler, rb (222) Washington
10. Hokie Gajan, rb (249) LSU
11. Lester Mickens, wr (277) Kansas
12. Jim Wilks, dt (305) San Diego State

1982*Held April 27-28, 1982*

- 1a. choice exercised in 1981 supplemental draft for QB Dave Wilson
- 1b. Lindsay Scott, wr (13) Georgia
(choice acquired from Green Bay through San Diego)
2. Brad Edelman, c (30) Missouri
- 3a. Rodney Lewis, cb (58) Nebraska
- 3b. Eugene Goodlow, wr (66) Kansas State
(choice acquired from Minnesota)
- 3c. Kenny Duckett, wr (68) Wake Forest
(choice acquired from Washington)
- 3d. John Krimm, s (76) Notre Dame
(choice acquired from San Diego)
4. Morten Andersen, k (86) Michigan State
5. Tony Elliott, nt (114) North Texas State
6. Marvin Lewis, rb (142) Tulane
7. to Miami for qb Guy Benjamin
- 8a. Chuck Slaughter, t (198) South Carolina
- 8b. traded to Washington
9. traded to Washington
10. traded to Washington
11. traded to Washington
12. traded to Washington

1983*Held April 26-27, 1983*

1. traded to Green Bay for de Bruce Clark
2. Steve Korte, g (36) Arkansas
- 3a. John Tice, te (85) Maryland
- 3b. Cliff Austin, rb (66) Clemson
(choice acquired from Buffalo through St. Louis)
4. Gary Lewis, dt (98) Oklahoma State
5. traded to Denver
6. to Cincinnati for te Don Bass
7. to Kansas City for lb Whitney Paul
8. David Greenwood, s (206) Wisconsin
9. traded to New England
10. traded to New England
11. traded to New England
12. traded to New England

1984*Held May 1-2, 1984*

1. traded to New York Jets for qb Richard Todd
2. James Geathers, dt (42) Wichita State
- 3a. Terry Hoage, s (68) Georgia
(choice acquired from Buffalo)
- 3b. Tyrone Anthony, rb (69) North Carolina
- 4a. to Denver for g Kelvin Clark
- 4b. Joel Hilgenberg, c (97) Iowa
(choice acquired from New England)
5. Jitter Fields, cb (123) Texas
6. Don Thorp, nt (156) Illinois
7. traded to Raiders for past consideration
8. Clemon Terrell, rb (210) Southern Mississippi

9. Brian Hansen, p (237) Sioux Falls College
10. Paul David Gray, lb (264) Western Kentucky
11. Michel Bourgeau, de (291) Boise State
12. Byron Nelson, t (324) Arizona

1984 USFL SUPPLEMENTAL DRAFT*Held June 5, 1984*

A supplemental draft was held for those players who had been eligible to be drafted by NFL teams, but who hadn't been drafted due to contracts with other professional leagues (USFL or CFL). The draft gave NFL teams the league rights to the players should they ever become free agents (through May 1, 1988).

1. Vaughn Johnson, lb (15) North Carolina State
(Jacksonville Bulls)
2. Mel Gray, rb (42) Purdue
(Los Angeles Express)
3. Steve Bearden, lb (69) Vanderbilt
(Memphis Showboats)

1985*Held April 30-May 1, 1985*

- 1a. traded to Houston for rb Earl Campbell
- 1b. Alvin Toles, lb (24) Tennessee
(choice acquired from Washington)
2. Daren Gilbert, t (38) Cal State-Fullerton
3. Jack Del Rio, lb (68) USC
4. Billy Allen, s (95) Florida State
5. to Washington in George Rogers trade
6. to Atlanta for te Junior Miller
7. Eric Martin, wr (179) LSU
8. Joe Kohlbrand, lb (206) Miami
9. Earl Johnson, cb (236) South Carolina
10. to Washington in George Rogers trade
11. to Washington in George Rogers trade
12. Treg Songy, s (320) Tulane

1986*Held April 29-30, 1986*

- 1a. traded to Indianapolis
- 1b. Jim Dombrowski, t (6) Virginia
(choice acquired from Indianapolis)
(swapped first-round picks with Indianapolis)
2. Dalton Hillard, rb (31) LSU
- 3a. Rueben Mayes, rb (57) Washington State
(choice acquired from Tampa Bay)
- 3b. Pat Swilling, lb (60) Georgia Tech
(choice acquired from Indianapolis)
- 3c. Barry Word, rb (62) Virginia
4. Kelvin Edwards, wr (88) Liberty Baptist
5. Reggie Sutton, cb (115) Miami
6. Robert Thompson, wr (142) Youngstown State
7. Gill Fenerty, rb (173) Holy Cross
8. Filipo Mokofisi, lb (200) Utah
9. Merlon Jones, lb (226) Florida A&M
10. Jonathan Dumbauld, de (253) Kentucky
11. Patrick Swoopes, nt (284) Mississippi State
12. Sebastian Brown, wr (311) Bethune-Cookman

1987*Held April 28-29, 1987*

1. Shawn Knight, de (11) Brigham Young
2. Lonzell Hill, wr (40) Washington
3. Michael Adams, cb (67) Arkansas State
4. Steve Trapilo, g (96) Boston College
5. Milton Mack, cb (123) Alcorn State
6. Thomas Henley, wr (152) Stanford
7. Gene Atkins, s (179) Florida A&M
8. Toi Cook, cb (207) Stanford
9. Scott Leach, lb (234) Ohio State
10. Robert Clark, wr (263) North Carolina Central
11. Arthur Wells, te (290) Grambling
12. Tyrone Sorrells, g (319) Georgia Tech

1988*Held April 24-25, 1988*

1. Craig Heyward, fb (24) Pittsburgh
2. Brett Perriman, wr (52) Miami
- 3a. traded to Denver
- 3b. Tony Stephens, nt (81) Clemson
(choice acquired from Denver)
4. Lydell Carr, fb (106) Oklahoma
- 5a. Greg Scales, te (112) Wake Forest
(from Kansas City for LB Jack Del Rio)
- 5b. Keith Taylor, cb (134) Illinois
6. Bob Sims, g (162) Florida
7. Brian Forde, lb (190) Washington St.
8. Glenn Derby, t (218) Wisconsin
9. Clarence Nunn, cb (246) San Diego St.
- 10a. Todd Santos, qb (274) San Diego St.
- 10b. Vincent Fizer, lb (276) Southern
(choice acquired from Denver)
11. Gary Couch, wr (302) Minnesota
12. Paul Jurgensen, lb (330) Georgia Tech

1989*Held April 23-24, 1989*

1. Wayne Martin, de (19) Arkansas
2. Robert Massey, cb (46) North Carolina Central
3. Kim Phillips, cb (79) North Texas St.
4. Michael Mayes, cb (106) LSU
5. Kevin Haverdink, t (133) Western Michigan
6. Floyd Turner, wr (159) Northwestern (La.) St.
7. David Griggs, lb (186) Virginia
8. Fred Hadley, wr (213) Mississippi St.
9. Jerry Leggett, lb (246) Cal State-Fullerton
10. Joe Henderson, rb (273) Iowa St.
11. Calvin Nicholson, cb (300) Oregon St.
12. Michael Cadore, wr (327) Eastern Kentucky

1990*Held April 22-23, 1990*

1. Renaldo Turnbull, de (14) West Virginia
2. Vince Buck, cb (44) Central State (Ohio)
3. Joel Smeenge, de (71) Western Michigan
4. DeMond Winston, lb (98) Vanderbilt
5. Charles Arbuckle, te (125) UCLA
- 6a. Mike Buck, qb (156) Maine
- 6b. James Williams, lb (158) Mississippi St.
(choice acquired from Minnesota through Dallas and Raiders)
7. Scott Hough, g/t (183) Maine
- 8a. Gerry Gdowski, qb (207) Nebraska
(choice acquired from Raiders)
- 8b. Derrick Carr, de (210) Bowling Green
- 9a. Broderick Graves, rb (233) Winston-Salem State
(choice acquired from Raiders)
- 9b. Lonnie Brockman, lb (236) West Virginia
- 10a. Gary Cooper, wr (260) Clemson
(choice acquired from Raiders)
- 10b. Ernest Spears, s (267) USC
- 11a. Webbie Burnett, nt (287) Western Kentucky
(choice acquired from Raiders)
- 11b. To Philadelphia for rb Bobby Morse
12. Chris Port, t (320) Duke

1991*Held April 21-22, 1991*

1. To Dallas for QB Steve Walsh
2. Wesley Carroll, wr (42) Miami (Fla.)
3. To Dallas for QB Steve Walsh
4. To Raiders for #6, 8, 9, 10, 11 in 1990
5. Reggie Jones, cb (126) Memphis St.
6. Fred McAfee, rb (154) Mississippi College
7. Hayward Haynes, g (182) Florida St.
8. Frank Wainright, te (210) Northern Colorado
9. Anthony Wallace, rb (237) California
10. To Tampa Bay for Robert Goff
11. Scott Ross, lb (293) USC
12. Mark Drabczak, g (321) Minnesota

1992*Held April 26-27, 1992*

1. Vaughn Dunbar, rb (21) Indiana
2. To Dallas for Steve Walsh
- 3a. Tyrone Legette, cb (72) Nebraska
(choice acquired from Raiders through Tampa Bay)
- 3b. traded to Tampa Bay
- 4a. Gene McGuire, c (95) Notre Dame
(choice acquired from Seattle for RB Rueben Mayes)
- 4b. Sean Lumpkin, s (106) Minnesota
- 5a. To Houston for RB Allen Pinkett
- 5b. Torrance Small, wr (138) Alcorn St.
(choice acquired from Detroit for WR Brett Perriman)
6. Kary Vincent, cb (164) Texas A&M
7. To Raiders for S Vencie Glenn
8. Robert Stewart, nt (218) Alabama
9. Donald Jones, lb (245) Washington
10. Marcus Dowdell, wr (276) Tennessee St.
11. Mike Gisler, g (303) Houston
12. Scott Adell, t (330) North Carolina St.

1993*Held April 25-26, 1993*

- 1a. William Roaf, t (8) Louisiana Tech
(choice acquired from Detroit for LB Pat Swilling)
- 1b. Irv Smith, te (20) Notre Dame
(choice acquired from Phoenix through San Francisco in exchange of 1st-round picks)
2. Reggie Freeman, lb (53) Florida St.
3. To San Francisco as part of swap of first-round picks
- 4a. Lorenzo Neal, lb (89) Fresno St.
(choice acquired from Detroit for LB Pat Swilling)
- 4b. Derek Brown, rb (109) Nebraska
5. Tyrone Hughes, cb (137) Nebraska
6. Ronnie Dixon, nt (165) Cincinnati
7. Othello Henderson, s (193) UCLA
8. Jon Kirksey, nt (221) Cal St.-Sacramento

1994*Held April 24-25, 1994*

- 1a. traded to New York Jets
- 1b. Joe Johnson, de (13) Louisville
(choice acquired from New York Jets)
(swapped first-round picks with N.Y. Jets)
2. Mario Bates, rb (44) Arizona St.
3. Winfred Tubbs, lb (79) Texas
4. Doug Nussmeier, qb (116) Idaho
- 5a. Herman Carroll, de (142) Mississippi St.
- 5b. Craig Novitsky, g (143) UCLA
(choice acquired from N.Y. Jets)
6. Derrell Mitchell, wr (176) Texas Tech
7. Lance Lundberg, t (213) Nebraska

1995*Held April 22-23, 1995*

1. Mark Fields, lb (13) Washington St.
2. Ray Zellars, lb (44) Notre Dame
3. Mike Versteegen, t (75) Wisconsin
4. Dameian Jeffries, de (108) Alabama
5. William Strong, cb (148) North Carolina St.
6. Lee DeRamus, wr (184) Wisconsin
- 7a. To Rams for QB Jim Everett
- 7b. Travis Davis, s (242) Notre Dame
(Compensatory)

1996*Held April 20-21, 1996*

1. Alex Molden, cb (11) Oregon
2. Je'Rod Cherry, cb (40) California
3. Brady Smith, de (70) Colorado St.
4. Ricky Whittle, rb (103) Oregon
- 5a. Mercury Hayes, wr (136) Michigan
(from Baltimore for cb Reginald Jones)
- 5b. Tom Ackerman, g (145) Eastern Washington
- 5c. Terry Guess, wr (165) Gardner-Webb
(Compensatory)

- 6a. Keno Hills, t (179).....Southwestern Louisiana
 6b. Toderick Malone, wr (204).....Alabama
 (Compensatory)
 7a. To Oakland for DT Willie Broughton
 7b. Henry Lusk, te (246).....Utah
 (Compensatory)

1997

Held April 19-20, 1997

- 1a. Traded to Oakland for #2, #39, #107, WR Daryl Hobbs
 1b. Chris Naeole, g (10).....Colorado
 2a. Rob Kelly, s (33).....Ohio St.
 2b. Jared Tomich, de (39).....Nebraska
 (choice acquired from Oakland)
 3. Troy Davis, rb (62).....Iowa St.
 4a. Danny Wuerffel, qb (99).....Florida
 4b. To Houston for #116, #166 (from Oakland for #2, #165)
 4c. Keith Poole, wr (116).....Arizona St.
 (choice acquired from Kansas City through Houston)
 5. To Washington for QB Heath Shuler
 6a. Nicky Savoie, te (165).....LSU
 (From Atlanta through Houston)
 6b. Traded to Oakland for #10, #39, #107, WR Daryl Hobbs
 7. Traded to Oakland for DT Austin Robbins

SAINTS DRAFT TRIVIA

In 32 college drafts (1967-1998), the Saints have selected 433 players from 156 different colleges and universities.

BY POSITIONS: 65 running backs, 55 linebackers, 53 wide receivers, 47 cornerbacks, 34 guards and tackles, 33 defensive ends, 32 safeties, 24 defensive tackles and tight ends, 15 quarterbacks, 9 centers, 5 punters and 3 kickers.

BY COLLEGE: 12 from Nebraska, 11 from Southern Cal, 10 from Notre Dame, 8 from Michigan, Missouri, Oklahoma and *Tulane, 7 from Florida, **LSU and Tennessee, 6 from Colorado, Ohio State, San Diego State and Washington State, 5 from Florida State, Georgia, Houston, Kansas, Minnesota, #Mississippi, ##Mississippi State, North Carolina State, Pittsburgh, ***Southern, Tulsa, Virginia, Washington, West Virginia and Wisconsin.

*Bart Graves (1971), Steve Barrios (1972), Rusty Lachaussee (1972), Tommy Thibodeaux (1974), Mike Truax (1974), Charles Hall (1975), Marvin Lewis (1982), Treg Songy (1985).

**Tommy Morel (1969), Steve Rogers (1975), Hokie Gajan (1981), Eric Martin (1985), Dalton Hilliard (1986), Michael Mayes (1989), Nicky Savoie (1997).

***Richard Neal (1969), Willie Davenport (1970), James Elder (1971), Nathan Besaint (1978), Vincent Fizer (1988).

#Dan Sartin (1968), Glenn Cannon (1970), Archie Manning (1971), Wimpy Winther (1971), Paul Dongieue (1972).

##Marcus Rhoden (1967), Patrick Swoopes (1986), Fred Hadley (1989), James Williams (1990), Herman Carroll (1994).

1998

Held April 18-19, 1998

1. Kyle Turley, t (7).....San Diego St.
 2. Cameron Cleeland, te (40).....Washington
 3. To Washington for QB Heath Shuler
 4a. Fred Weary, cb (97).....Florida
 (choice acquired from Oakland for CB Eric Allen)
 4b. Julian Pittman, de (99).....Florida St.
 5. Wilmont Perry, rb (132).....Livingstone
 6. Chris Bordano, lb (161).....SMU
 7a. To Carolina for S Chad Cota
 7b. Andy McCullough, wr (204).....Tennessee
 (choice acquired from Seattle for WR Daryl Hobbs)
 7c. Ron Warner, rb (239).....Kansas
 (Compensatory)

SAINTS ALL-TIME ROSTER**COACHES**

Abramowicz, Danny — Xavier (Ohio).....	1997
Amadee, Lynn — LSU.....	1973
April, Bobby — Nicholls St.....	1996-97
Arians, Bruce — Virginia Tech.....	1996
Atkins, Dave — Texas El-Paso.....	1996
Barnes, Billy Ray — Wake Forest.....	1969-70, 1975
Beake, John — Trenton St.....	1976-77
Beard, Ed — Tennessee.....	1978-80
Biles, Ed — Miami (Ohio).....	1969-70
Boudreau, Paul — Boston College.....	1987-93
Buchanan, Buck — Grambling.....	1976-77
Campbell, Whitey — Miami.....	1976-80
Capers, Dom — Mount Union.....	1986-91
Champion, Jim — Mississippi St.....	1971-72
Clements, Tom — Notre Dame.....	1997
Corey, Walt — Miami.....	1997
Cummings, Bob — Vanderbilt.....	1973-75
Davidson, Jeff — Ohio St.....	1996
Del Rio, Jack — USC.....	1997
Dickson, George — Notre Dame.....	1967-68
Ditka, Mike — Pittsburgh.....	1997
Ecklund, Brad — Oregon.....	1968-70
Erkenbeck, Jim — San Diego St.....	1986
Everest, Andy — Texas-El Paso.....	1981-85
Fangio, Vic — East Stroudsburg.....	1986-94
Faulkner, Jack — Miami (Ohio).....	1967-69
Fears, Tom — UCLA.....	1967-70
Franklin, Chet — Utah.....	1978-79
Garrett, Jim — Utah State.....	1976-77
Garrett, Judd — Princeton.....	1997
Glick, Fred — Colorado St.....	1980
Haslett, Jim — Indiana (Pa.).....	1995-96
Hatley, Mark — Oklahoma St.....	1985
Hefferle, Ernie — Duquesne.....	1975
Heinrich, Don — Washington.....	1969-70
Hewgley, Wimp — Wyoming.....	1974-75
Hill, Bob — Jackson State.....	1978-79
Hill, King — Rice.....	1981-85
Hughes, Ed — Tulsa.....	1978-80
Jackson, Harold — Jackson State.....	1997
Kennan, Larry — LaVerne.....	1995
Khayat, Ed — Tulane.....	1967-70
Kiffin, Monte — Nebraska.....	1995
Kotite, Rich — Wagner.....	1977
Ledbetter, Bob — Mississippi Industrial.....	1974-75
Levra, John — Pittsburg (Kan.).....	1981-85
Marciano, Joe — Temple.....	1986-95
Matsko, John — Kent St.....	1994-96
Matuszak, Marv — Tulsa.....	1971-73
Mauck, Carl — Southern Illinois.....	1982-85
Mayeaux, Glenn — UNO.....	1996
McHan, Lamar — Arkansas.....	1974-75, 1978-84
Moore, Tom — Iowa.....	1997
Mora, Jim E. — Occidental.....	1986-96
Mora, Jim L. — Washington.....	1992-96
Myers, Chip — Northwestern (Okla.) St.....	1994
Neal, Dan — Kentucky.....	1997
Nicolau, Nick — Southern Connecticut.....	1980
Nolan, Dick — Maryland.....	1977-80
North, John — Vanderbilt.....	1973-75
Nunnely, Wayne — Nevada-Las Vegas.....	1995-96
Pagano, John — Mesa St. (Col.).....	1996-97
Patemostro, Russell — San Diego St.....	1981-96
Pease, John — Utah.....	1986-94
Phillips, Jim (Red) — Auburn.....	1973-75
Phillips, O.A. (Bum) — S.F. Austin.....	1981-85
Phillips, Wade — Houston.....	1981-85
Pratt, Tom — Miami.....	1978-80
Riecke, Lou — LSU.....	1980
Richardson, Harold — SMU.....	1981-85
Roberts, J.D. — Oklahoma.....	1967-68, 1971-73
Roy, Alvin — LSU.....	1976-77
Royer, Jim — Navy.....	1970-72
Rutigliano, Sam — Tulsa.....	1976-77

Shaw, Bob — Ohio State.....	1967-68
Shaw, Willie — New Mexico.....	1997
Shipp, Ken — Middle Tennessee St.....	1971-72
Shively, Doug — Kentucky.....	1974-76
Sidwell, Steve — Colorado.....	1986-94
Skipper, Jim — Whittier.....	1986-95
Smith, Carl — Cal Poly-SLO.....	1986-96
Smith, Jerry — Wisconsin.....	1969-70
Spencer, Joe — Oklahoma St.....	1981-85
Stanfel, Dick — San Francisco.....	1976-80, 1997
Stram, Hank — Purdue.....	1976-77
Tate, Charlie — Florida.....	1971
Trimble, Steve — Maryland.....	1995
Van Zandt, Lance — Lamar.....	1981-84
Venturi, Rick — Northwestern.....	1996-97
Walters, Steve — Arkansas.....	1986-96
Warren, Frank — Auburn.....	1995
White, Dixie — Texas Tech.....	1973
Whitehead, Bud — Florida St.....	1971-75
Withers, Everett — Appalachian St.....	1994
Wiggin, Paul — Stanford.....	1978-79
Woicik, Mike — Boston College.....	1997
Wood, Dick — Auburn.....	1976-77
Yaralian, Zaven — Nebraska.....	1997
Young, John Paul — Texas-El Paso.....	1981-85
Yowarsky, Walt — Kentucky.....	1967-68
Zapalac, Willie — Texas A&M.....	1981-85

PLAYERS

(Players who have spent at least one regular season game on the active roster)

A

46 Abramowicz, Dan (WR) — Xavier (Ohio).....	1967-73
53 Absher, Dick (LB) — Maryland.....	1969-71
69 Ackerman, Tom (C/G) — E. Washington.....	1996-97
40 Adams, Michael (DB) — Arkansas St.....	1987-88
61 Adams, Sam (G) — Prairie View.....	1981
64 Adams, Scott (G) — Georgia.....	1994
27 Adams, Vashone (S) — Eastern Michigan.....	1997
24 Adkins, Margene (WR) — Henderson J.C.....	1972
50 Aleaga, Ink (LB) — Washington.....	1997
30 Alexander, Vincent (FB) — Southern Miss.....	1987
21 Allen, Eric (CB) — Arizona St.....	1995-97
86 Alphin, Gerald (WR) — Kansas St.....	1990-91
7 Andersen, Morten (K) — Michigan St.....	1982-94
71 Anderson, Dick (T) — Ohio St.....	1967
77 Anderson, Gary (G) — Stanford.....	1978
81 Anderson, Jesse (TE) — Mississippi St.....	1993
96 Andrus, Sheldon (NT) — Nicholls State.....	1986-87
22 Anthony, Tyrone (RB) — North Carolina.....	1984-85
89 Askson, Bert (TE) — Texas Southern.....	1973
45 Athas, Pete (S) — Tennessee.....	1976
81 Atkins, Doug (DE) — Tennessee.....	1967-69
28 Atkins, Gene (S) — Florida A&M.....	1987-93
47 Austin, Cliff (RB) — Clemson.....	1983

B

78 Backes, Tom (G) — Oklahoma.....	1993
86 Baker, Melvin (WR) — Michigan.....	1975
38 Baker, Tony (RB) — Iowa St.....	1968-71
80 Banks, Gordon (WR) — Stanford.....	1980-81
51 Barnes, Derrick (LB) — Virginia.....	1997
10.6 Barnhardt, Tommy (P) — N. Carolina.....	1987, 89-94
80 Barnwell, Malcolm (WR) — Virginia Union.....	1985
32 Barrington, Tom (RB) — Ohio St.....	1967-70
88 Bass, Don (TE) — Houston.....	1982
24 Bates, Mario (RB) — Arizona St.....	1994-97
63 Baumgartner, Steve (DE) — Purdue.....	1973-77
85 Beasley, John (TE) — California.....	1973-74
19.89 Bech, Brett (WR) — LSU.....	1996-97
34 Bell, Carlos (TE) — Houston.....	1971

40 Bender, Wes (FB) — USC.....	1997
7 Benjamin, Guy (QB) — Stanford.....	1980
63 Bennett, Barry (DE) — Concordia (Minn.).....	1978-81
91 Bennett, Monte (DT) — Kansas State.....	1981
83,86 Benson, Cliff (TE) — Purdue.....	1987-88
47 Beverly, Dwight (RB) — Illinois.....	1987
10 Blanchard, Cary (K) — Oklahoma St.....	1992
16 Blanchard, Tom (P) — Oregon.....	1974-78
76 Board, Dwaine (DE) — North Carolina A&T.....	1988
77 Boeke, Jim (T) — Heidelberg.....	1968
80 Bordelon, Ken (LB) — LSU.....	1976-77, 79-82
25 Bosarge, Wade (DB) — Tulsa.....	1977
86 Botkin, Kirk (TE) — Arkansas.....	1994-95
77 Boyarsky, Jerry (NT) — Pittsburgh.....	1981
21 Boyd, Greg (S) — Arizona.....	1974
36 Boykin, Greg (RB) — Northwestern.....	1977
95 Brannon, Robert (DE) — Arkansas.....	1987
85 Brenner, Hoby (TE) — USC.....	1981-93
82 Brewer, Johnny (LB) — Mississippi.....	1968-70
10 Brien, Doug (K) — California.....	1995-97
67 Brock, Stan (T) — Colorado.....	1980-92
69 Broughton, Willie (DT) — Miami (Fla.).....	1995-96
36 Brown, Bob (TE) — Alcorn A&M.....	1972-73
22 Brown, Charlie (RB) — Missouri.....	1967-68
24,21,20,22 Brown, Derek (RB) — Nebraska.....	1993-97
27 Brown, Ray (SS) — West Texas St.....	1978-80
16 Buck, Mike (QB) — Maine.....	1990-93
26 Buck, Vince (DB) — Central St. (Oh.).....	1990-95
36 Burchfield, Don (TE) — Ball St.....	1971
83 Burke, Vern (TE) — Oregon St.....	1967
55 Burkett, Jackie (LB) — Auburn.....	1967-70
11 Burns, Ed (QB) — Nebraska.....	1978-80
16 Burris, Bo (S) — Houston.....	1967-69
00 Burroughs, Ken (WR) — Texas Southern.....	1970
80 Burton, Larry (WR) — Purdue.....	1975-77
38 Butler, Bill (RB) — Kansas State.....	1972-74
3 Butler, Skip (K) — Texas-Arlington.....	1971
45 Byrd, Israel (CB) — Utah St.....	1993-95

C

35 Campbell, Earl (RB) — Texas.....	1984-85
73 Campbell, Joe (DE) — Maryland.....	1977-80
59 Campen, James (C/G) — Tulane.....	1987-88
51 Capone, Warren (LB) — LSU.....	1976
65 Carr, Tom (DE) — Morgan St.....	1968
74 Carroll, Herman (DE) — Mississippi St.....	1994
80 Carroll, Wesley (WR) — Miami (Fla.).....	1991-92
65 Carter, David (C) — Western Kentucky.....	1984-85
23 Cassidy, Craig (DB) — Ohio St.....	1977
86 Caster, Rich (TE) — Jackson St.....	1981
51 Chambers, Rusty (LB) — Tulane.....	1975-76
89 Chandler, Wes (WR) — Florida.....	1978-81
24 Chapman, Clarence (CB) — Eastern Mich.....	1976-80
89 Chapman, Gil (WR) — Michigan.....	1975
37 Cherry, Je'Rod (DB) — California.....	1996-97
85 Childs, Henry (TE) — Kansas St.....	1974-80
51 Childs, Ron (LB) — Washington St.....	1995
13 Cipa, Larry (QB) — Michigan.....	1974-75
75 Clark, Bruce (DE) — Penn State.....	1982-88
78 Clark, Kelvin (G) — Nebraska.....	1982-85
89 Clark, Robert (WR) — N.C. Central.....	1987-88
29 Clark, Vinnie (CB) — Ohio St.....	1994
66 Cody, Bill (LB) — Auburn.....	1967-70
4 Cofey, Mike (K) — North Carolina State.....	1987
86 Colchico, Dan (DE) — San Jose St.....	1969
55 Coleman, Don (LB) — Michigan.....	1974-75
43 Collins, Larry (RB) — Texas A&I.....	1980
59 Colman, Wayne (LB) — Temple.....	1969-74, 76
66 Commiskey, Chuck (G) — Mississippi.....	1986-88
58 Conner, Darion (LB) — Jackson St.....	1994
70 Contz, Bill (T) — Penn State.....	1986-88
41 Cook, Toi (CB) — Stanford.....	1987-93
57 Coombs, Larry (C) — Idaho.....	1980
71 Cooper, Richard (T) — Tennessee.....	1990-95
79 Cordileone, Lou (DT) — Clemson.....	1967-68
44 Cordill, Ollie (P) — Memphis St.....	1969
47 Cortez, Bruce (CB) — Parsons.....	1967
39 Covington, John (S) — Notre Dame.....	1995

75 Crangle, Mike (DE) — Tennessee-Martin.....	1972
55 Creech, Bob (LB) — TCU.....	1973
44 Crist, Chuck (S) — Penn St.....	1975-77
51 Croom, Sylvester (C) — Alabama.....	1975
51 Crosby, Ron (LB) — Penn St.....	1978
60 Cunningham, Carl (LB) — Houston.....	1971
15 Cuzzo, Gary (QB) — Virginia.....	1967

D

69 Dalton, Oakley (DT) — Jackson St.....	1977
76 Davidson, Jeff (T) — Ohio St.....	1994
15 Davis, Bob (QB) — Virginia.....	1973
86 Davis, Dave (WR) — Tennessee St.....	1974
36 Davis, Dick (RB) — Nebraska.....	1970
53 Davis, Don (LB) — Kansas.....	1996-97
73 Davis, Isaac (G) — Arkansas.....	1997
63 Davis, Norman (G) — Grambling.....	1969
35 Davis, Ted (LB) — Georgia Tech.....	1967-69
95 Davis, Travis (NT) — Michigan St.....	1990
47 Davis, Travis (S) — Notre Dame.....	1995
28 Davis, Troy (RB) — Iowa State.....	1997
26,80 Dawsey, Stacey (WR) — Indiana.....	1987
55 DeForest, Joe (LB) — Southwestern La.....	1987
47 DeGrenier, Jack (RB) — Texas-Arlington.....	1974
87 DeRamus, Lee (WR) — Wisconsin.....	1995-96
32 DeRatt, Jim (DB) — North Carolina.....	1975
50 Del Rio, Jack (LB) — USC.....	1985-86
19 Dempsey, Tom (K) — Palomar J.C.....	1969-70
79 Derby, Glenn (T) — Wisconsin.....	1989-90
51 Didion, John (LB-C) — Oregon St.....	1971-74
56 Dixon, Ernest (LB) — South Carolina.....	1994-97
55 Dixon, Ronnie (NT) — Cincinnati.....	1993
66 Dobler, Conrad (G) — Wyoming.....	1978-79
25 Dodd, Al (WR) — Northwestern La.....	1969-71
72 Dombrowski, Jim (G/T) — Virginia.....	1986-96
86 Donovan, Tom (WR) — Penn State.....	1980
88 Dorris, Andy (DE) — New Mexico St.....	1973-76
21 Douglas, John (CB) — Texas Southern.....	1967-68
10 Douglass, Bobby (QB) — Kansas.....	1976-77
86,80 Dowdell, Marcus (WR) — Tennessee St.....	1992-93
83 Duckett, Kenny (WR) — Wake Forest.....	1983-84
95 Dumbauld, Jonathan (DE) — Kentucky.....	1986, 88
86 Dunbar, Jubilee (WR) — Southern.....	1973
83 Dunbar, Karl (DE) — LSU.....	1993
32 Dunbar, Vaughn (RB) — Indiana.....	1992, 94-95
10,15 Durkee, Charlie (K) — Okla. St.....	1967-68, 1971-72
47 Dusenberry, Bill (RB) — J.C. Smith.....	1970

E

89 Early, Quinn (WR) — Iowa.....	1991-95
63 Edelman, Brad (G) — Missouri.....	1982-89
83 Edwards, Kelvin (WR) — Liberty Baptist.....	1986
64 Elliott, Ted (NT) — Mankato State.....	1987
99 Elliott, Tony (NT) — North Texas St.....	1982-88
52 Emanuel, Frank (LB) — Tennessee.....	1970
79 Epps, Tory (DT) — Memphis St.....	1995
14 Erleben, Russell (K-P) — Texas.....	1979-83
84 Estes, Lawrence (DE) — Alcorn A&M.....	1970-71
59 Evans, Chuck (LB) — Stanford.....	1980-81
17 Everett, Jim (QB) — Purdue.....	1994-96

F

10 Fagan, Julian (P) — Mississippi.....	1970-72
44 Farasopoulos, Chris (S) — Brigham Young.....	1974
56 Farber, Hap (LB) — Mississippi.....	1970
87 Farquhar, John (TE) — Duke.....	1997
96 Faulkner, Jeff (DE) — Southern.....	1993
58 Federspiel Joe (LB) — Kentucky.....	1972-80
9 Feller, Happy (K) — Texas.....	1972-73
20 Felton, Eric (CB) — Texas Tech.....	1978-80
22 Fenerty, Gill (RB) — Holy Cross.....	1990-91
56 Ferguson, Jim (LB) — USC.....	1968
71 Fersen, Paul (T) — Georgia.....	1973-74
28 Fichtner, Ross (S) — Purdue.....	1968
26 Fields, Jitter (PR) — Texas.....	1984

55 Fields, Mark (LB) — Washington St.....	1995-97
69 Fifer, Bill (G) — West Texas St.....	1978
44 Fink, Mike (CB) — Missouri.....	1973
63 Finnie, Roger (T) — Florida A&M.....	1979
55 Flanagan, Jim (LB) — Pittsburgh.....	1971
62 Fontenot, Jerry (C) — Texas A&M.....	1997
28 Ford, James (RB) — Texas Southern.....	1971-72
52 Forde, Brian (LB) — Washington St.....	1988-91
11 Fourcade, John (QB) — Mississippi.....	1987-90
53 Fourcade, Keith (LB) — Mississippi.....	1987
43 Fowler, Bobby (FB) — Louisiana Tech.....	1984-85
51 Fraser, Jim (P) — Wisconsin.....	1968
32 Frazier, Paul (RB) — Northwestern La.....	1989
55 Freeman, Reggie (LB) — Florida St.....	1993
15 Fritsch, Toni (K) — None.....	1982
24 Fuller, Johnny (S) — Lamar.....	1973-75
72 Fultz, Mike (DT) — Nebraska.....	1977-80

G

46 Gajan, Hokie (FB) — LSU.....	1982-85
34 Galbreath, Tony (RB) — Missouri.....	1976-80
62,60 Gammon, Kendall (C) — Pittsburg St. (Kan.).....	1996-97
83 Garrett, Len (TE) — New Mexico Highlands.....	1973-75
80 Garcia, Jim (DE) — Purdue.....	1967
20 Gary, Russell (SS) — Nebraska.....	1981-86
97 Geathers, James (DE) — Wichita St.....	1984-89
15 Gibbs, Donnie (P) — TCU.....	1974
27 Gibson, Antonio (SS) — Cincinnati.....	1986-89, 92
77 Gilbert, Daren (T) — Cal State-Fullerton.....	1985-88
42,41 Gilliam, John (WR) — S. Carolina St.....	1967-68, 1977
29 Glenn, Vencie (S) — Indiana St.....	1991
97 Glover, La'Roi (DT) — San Diego St.....	1997
91 Goff, Robert "Pig" (NT) — Auburn.....	1990-95
77 Goich, Dan (DT) — California.....	1971
88 Goodlow, Eugene (WR) — Kansas State.....	1983-86
82 Gottschalk, Darren (TE) — Cal Lutheran.....	1987
40 Granger, Hoyle (RB) — Mississippi St.....	1971
74 Gray, Cecil (T) — North Carolina.....	1993
21 Gray, David (DB) — East Los Angeles J.C.....	1979
33 Gray, Kevin (DB) — Eastern Illinois.....	1982
72 Gray, Leon (T) — Jackson St.....	1982-83
37 Gray, Mel (RB) — Purdue.....	1986-88
45 Green, Arthur (RB) — Albany St.....	1972
85 Green, Paul (TE) — USC.....	1996
53 Green, Sammy (LB) — Florida.....	1980
38 Greer, Donovan (CB) — Texas A&M.....	1997
74 Gregory, Ted (NT) — Syracuse.....	1988
35 Gresham, Bob (RB) — West Virginia.....	1971-72
78 Grooms, Elio (DE) — Tennessee Tech.....	1975-81
40 Gros, Earl (RB) — LSU.....	1970
56 Gross, Lee (C) — Auburn.....	1975-77
86 Groth, Jeff (WR) — Bowling Green.....	1981-85
18 Guess, Terry (WR) — Gardner-Webb.....	1996
84 Guilford, Eric (WR) — Arizona State.....	1997
96 Gunn, Mark (DE) — Pittsburgh.....	1994
62 Gwinn, Ross (G) — Northwestern La.....	1968

H

86 Hall, Tom (WR) — Minnesota.....	1967
56 Hall, Willie (LB) — USC.....	1972-73
83 Hamilton, Andy (WR) — LSU.....	1975
98 Hanna, Jim (NT) — Louisville.....	1994
10 Hansen, Brian (P) — Sioux Falls.....	1984-88
28 Harding, Greg (DB) — Nicholls St.....	1984
87 Hardy, Larry (TE) — Jackson St.....	1978-85
14 Hargett, Edd (QB) — Texas A&M.....	1969-72
80 Harper, Alvin (WR) — Tennessee.....	1997
30 Harris, Bill (RB) — Colorado.....	1971
80 Harris, Herbert (WR) — Lamar.....	1986-87
82 Harris, Ike (WR) — Iowa St.....	1978-81
86 Harris, Rod (WR) — Texas A&M.....	1989
86 Harrison, Victor (WR) — North Carolina.....	1987
88 Hart, Ben (S) — Oklahoma.....	1967
72 Hart, Jeff (T) — Oregon St.....	1976
53 Hart, Tommy (DE) — Morris Brown.....	1980
67 Harvey, George (G) — Kansas.....	1967

52 Harvey, Richard Jr. (LB) — Tulane.....	1995-97
26 Harvey, Richard Sr. (DB) — Jackson St.....	1971
88 Hastings, Andre (WR) — Georgia.....	1997
70,74 Haverdink, Kevin (T) — Western Michigan.....	1989-91
80 Havrilak, Sam (WR) — Bucknell.....	1974
29 Hayes, Billie (CB) — San Diego St.....	1972
89 Hayes, Mercury (WR) — Michigan.....	1996-97
92 Haynes, James (LB) — Mississippi Valley.....	1984-89
81 Haynes, Michael (WR) — Northern Arizona.....	1994-96
49 Hazelton, Major (DB) — Florida A&M.....	1970
3 Hebert, Bobby (QB) — Northwestern La.....	1985-89, 91-92
26 Heidel, Jimmy (S) — Mississippi.....	1967
20 Henderson, Othello (S) — UCLA.....	1993-94
87 Herrmann, Don (WR) — Waynesburg St.....	1975-77
84 Hester, Jim (TE) — North Dakota.....	1967-69
64 Hester, Ray (LB) — Tulane.....	1971-73
23 Hewitt, Chris (S) — Cincinnati.....	1997
45,34 Heyward, Craig (FB) — Pittsburgh.....	1988-92
62 Hilgenberg, Jay (C) — Iowa.....	1993
61 Hilgenberg, Joel (C/G) — Iowa.....	1984-93
62 Hill, John (C) — Lehigh.....	1975-84
87 Hill, Lonzell (WR) — Washington.....	1987-90
81 Hill, Randal (WR) — Miami.....	1997
40,21 Hilliard, Dalton (RB) — LSU.....	1986-93
76 Hills, Keno (T) — Southwestern La.....	1996-97
78 Hines, Glen Ray (T) — Arkansas.....	1971-72
24 Hoage, Terry (DB) — Georgia.....	1984-85
53 Hobbs, Billy (LB) — Texas A&M.....	1972
80 Hobbs, Daryl — Pacific.....	1997
12 Hobert, Billy Joe — Washington.....	1997
98 Hodge, Milford (DE) — Washington St.....	1986
14 Hodson, Tom (QB) — LSU.....	1995-96
70 Holden, Sam (T) — Grambling.....	1971
18 Hollas, Hugo (S) — Rice.....	1970-72
51 Holloway, Stan (LB) — California.....	1980
45 Holmes, Jack (RB) — Texas Southern.....	1978-82
28 Hoskins, Derrick (S) — Southern Miss.....	1996
68 Housman, Walter (T/G) — Upsala.....	1987
29 Howard, Gene (CB) — Langston.....	1968-70
20 Howel, Delles (CB) — Grambling.....	1970-72
52 Huard, John (LB) — Maine.....	1971
70 Hubbard, Dave (T) — Brigham Young.....	1977
69 Hudson, Nat (G) — Georgia.....	1981
54 Hughes, Pat (LB) — Boston U.....	1977-79
33 Hughes, Tyrone (CB) — Nebraska.....	1993-96
76 Hunt, Kevin (T) — Doane.....	1978
32 Hunter, Earnest (RB) — Southeast Okla.....	1996
28 Hurley, Bill (DB) — Syracuse.....	1982-83
88 Hyatt, Fred (WR) — Auburn.....	1973

I

12 Ingram, Kevin (QB) — East Carolina.....	1987
--	------

J

30 Jackson, Ernie (CB) — Duke.....	1972-77
47 Jackson, Greg (S) — LSU.....	1996
57 Jackson, Rickey (LB) — Pittsburgh.....	1981-93
52 Jacobs, Harry (LB) — Bradley.....	1970
22 Jakes, Van (CB) — Kent St.....	1986-88
50 James, Philip (C) — Southern.....	1987
43 Jean Baptiste, Garland (FB) — LSU.....	1987
80 Jeffries, Haywood (WR) — N.C. State.....	1996
96 Jeffries, Damaian (DE) — Alabama.....	1995
72 Jenkins, Trezelle (T) — Michigan.....	1997
36 Jennings, Stanford (RB) — Furman.....	1991
68 Jetton, Paul (G) — Texas.....	1992-93
22 Johnson, Benny (CB) — J.C. Smith.....	1976
34 Johnson, Bobby (DB) — Texas.....	1983-84, 1986
77 Johnson, Carl (G) — Nebraska.....	1972-73
21 Johnson, Earl (CB) — South Carolina.....	1985
94 Johnson, Joe (DE) — Louisville.....	1994-97
50 Johnson, John (LB) — Clemson.....	1995
45 Johnson, Nate (RB) — Texas Southern.....	1987
86 Johnson, Tony (TE) — Alabama.....	1996-97
80 Johnson, Tyrone (WR) — Western (Col.) St.....	1994
29 Johnson, Under (RB) — West Virginia.....	1989

53 Johnson, Vaughan (LB) — N.C. State	1986-93
90 Johnson, Walter (LB) — Louisiana Tech	1989
36 Jones, Andrew (RB) — Washington St.	1975-76
58 Jones, Brian (LB) — Texas	1995-97
74 Jones, Clarence (T) — Maryland	1996-97
95 Jones, Ernest (DE) — Oregon	1995
78 Jones, Jerry (T) — Bowling Green	1967-69
32 Jones, Kim (FB) — Colorado St.	1976-79
86.89 Jones, Mike (WR) — Tennessee St.	1986-87, 1989
27 Jones, Reginald (CB) — Memphis St.	1991-94
27 Jones, Selwyn (CB) — Colorado St.	1994
23 Jordan, Buford (DE) — McNeese St.	1986-92
45 Jordan, Jimmy (RB) — Florida	1967
10 Jurich, Tom (K) — Northern Arizona	1978

K

71 Kaplan, Ken (T) — New Hampshire	1987
46 Kearney, Jim (S) — Prairie View	1976
78 Keim, Mike (T) — Brigham Young	1991
30 Kelley, Les (RB) — Alabama	1967-69
87 Kelly, Mike (TE) — Davidson	1973
33 Kelly, Rob (S) — Ohio State	1997
5 Kempf, Florian (K) — Pennsylvania	1987
60 Kennard, Derek (G) — Nevada-Reno	1991-93
17 Kilmer, Billy (QB) — UCLA	1967-70
61 King, Ed (G) — Auburn	1995-97
45 Kimbrough, Elbert (S) — Northwestern	1968
53 Kimgrea, Rick (LB) — Tulane	1973-77
68 Kline, Alan (T) — Ohio St.	1994-95
40 Knafelec, Greg (TE) — Notre Dame	1983
29 Knight, Sammy (S) — USC	1997
78 Knight, Shawn (DE) — Brigham Young	1987
66 Knowles, David (T) — Indiana	1977
55 Kohlbrand, Joe (LB) — Miami (Fla.)	1985-89
43 Kopay, Dave (LB) — Washington	1971
60 Korte, Steve (C) — Arkansas	1983-90
52 Kovach, Jim (LB) — Kentucky	1979-85
89 Kramer, Kent (TE) — Minnesota	1967
9 Kramer, Tommy (QB) — Rice	1990
21 Krimm, John (S) — Notre Dame	1982
50 Kupp, Jake (G) — Washington	1967-75
67 Kuziel, Bob (C) — Pittsburgh	1972

L

64 Lafary, Dave (T) — Purdue	1977-85
39 LaGrand, Morris (RB) — Tampa	1975
67 LaPorta, Phil (T) — Penn State	1974-75
12 Laufenberg, Babe (QB) — Indiana	1986
39 Lawson, Odell (RB) — Langston	1973-74
58 Leach, Scott (LB) — Ohio State	1987
74 Leach, William (G/T) — N.C. State	1987
11 Lee, Bivian (CB) — Prairie View	1971-75
39 Lee, Carl (DB) — Marshall	1994
32 Lee, Mark (CB) — Washington	1991
43 Legette, Tyrone (CB) — Nebraska	1992-95
62 Leggett, Brad (C) — USC	1990-91
72 Leggett, Earl (DT) — LSU	1967-68
52 Lemon, Mike (LB) — Kansas	1975
22 Lewis, Gary (RB) — Arizona St.	1970
93 Lewis, Gary (NT) — Oklahoma St.	1983
24 Lewis, Marvin (RB) — Tulane	1982
98 Lewis, Reggie (DE) — San Diego St.	1982-84
29 Lewis, Rodney (CB) — Nebraska	1982-84
3 Leyboldt, John (K) — None	1978
78 Linden, Errol (T) — Houston	1969-70
54 Lindsey, Dale (LB) — Western Kentucky	1973
7 Linhart, Toni (K) — Austria Tech	1972
86 Lipps, Louis (WR) — Southern Mississippi	1992
48 Livingston, Andy (RB) — Phoenix JC	1969-70
61 Loberg, Greg (G/T) — California	1987
0 Logan, Obert (S) — Trinity	1967
2 Lohmiller, Chip (K) — Minnesota	1995
89 Long, Dave (DE) — Iowa	1969-72
26 Looney, Joe Don (RB) — Oklahoma	1969
34 Lorick, Tony (RB) — Arizona St.	1968-69
46 Lumpkin, Sean (S) — Minnesota	1992-96

88 Lusk, Hendrick (TE) — Utah	1996
43 Lyons, Dicky (S) — Kentucky	1970

Mc

25 McAfee, Fred (RB) — Mississippi Coll.	1991-93
36 McCall, Don (RB) — USC	1967-68, 1970
19 McClard, Bill (K) — Arkansas	1973-75
42.44 McCleskey, J.J. (WR/S) — Tennessee	1993-96
67 McCollum, Andy (G) — Toledo	1994-97
71, 75 McCormick, Dave (T) — LSU	1967-68
51 McCoy, Larry (LB) — Lamar	1987
44 McCrary, Fred (FB) — Mississippi St.	1997
80 McCullough, Earl (WR) — USC	1974
49 McGill, Ralph (S) — Tulsa	1978-79
76 McGuire, Gene (C) — Notre Dame	1992
92 McIntosh, Toddick (DE) — Florida St.	1995
42 McLemore, Dana (DB) — Hawaii	1986
29 McMillan, Mark (CB) — Alabama	1996
12 McNeill, Tom (P) — Stephen F. Austin	1967-69
27 McNeill, Rod (RB) — USC	1974-75
25 McQuay, Leon (RB) — Tampa	1976

M

47 Mack, Cedric (CB) — Baylor	1992-93
24 Mack, Milton (CB) — Alcorn St.	1987-91
8 Manning, Archie (QB) — Mississippi	1971-82
91 Marchiol, Ken (LB) — Mesa (Colo.)	1987
75 Marrone, Doug (G) — Syracuse	1989
40 Marsalis, Jim (S) — Tennessee St.	1977
23 Marshall, James (DB) — Jackson St.	1980
59 Martin, Chris (LB) — Auburn	1983
22 Martin, D'Aragnan (CB) — Kentucky	1971
84 Martin, Eric (WR) — LSU	1985-93
93 Martin, Wayne (DE/DT) — Arkansas	1989-97
86 Martini, Rich (WR) — Cal-Davis	1981
40 Massey, Robert (CB) — N.C. Central	1989-90
56 Mathis, Reggie (LB) — Oklahoma	1979-80
35 Matthews, Henry (RB) — Michigan St.	1973
64 Maurer, Andy (G) — Oregon	1974
84 Mauti, Rich (WR) — Penn State	1977-80, 82-83
39 Maxie, Brett (S) — Texas Southern	1985-93
28 Maxson, Alvin (RB) — SMU	1974-76
22 Mayes, Michael (CB) — LSU	1989
36 Mayes, Rueben (RB) — Washington St.	1986-88, 90
19 Merkins, Guido (QB/WR/DB) — Sam Houston	1980-85
57 Merlo, Jim (LB) — Stanford	1973-74, 76-79
71 Merrill, Casey (DT) — Cal-Davis	1986
70 Meseroll, Mark (T) — Florida St.	1978
92 Mickell, Darren (DE) — Florida	1996-97
54 Middleton, Rick (LB) — Ohio St.	1974-75
10 Mike-Mayer, Steve (K) — Maryland	1978
84 Miller, Junior (TE) — Nebraska	1984
69 Miller, Les (NT) — Ft. Hays St.	1991-94
80 Miller, Mike (WR) — Tennessee	1985
51 Mills, Sam (LB) — Montclair St.	1986-94
32 Minor, Lincoln (RB) — New Mexico St.	1973
88 Mitchell, Derrell (WR) — Texas Tech	1994
59 Mitchell, Keith (LB) — Texas A&M	1997
25 Molden, Alex (CB) — Oregon	1996-97
77 Montgomery, Marv (T) — USC	1976-77
74 Moores, Doug (DE) — Whittier	1971-72
74 Moore, Derland (NT) — Oklahoma	1973-85
25 Moore, Jerry (S) — Arkansas	1973-74
21 Moore, Reynaud (CB) — UCLA	1971
73 Mooring, John (T) — Tampa	1974
57 Morgan, Mike (LB) — LSU	1969-70
Morris, Chris (T) — Indiana	1975
76 Morrison, Don (T) — Texas-Arlington	1971-77
35 Morse, Bobby (FB) — Michigan St.	1989-91
42 Muncie, Chuck (RB) — California	1976-80
22.25 Muster, Brad (FB) — Stanford	1993-94
37 Myers, Tommy (S) — Syracuse	1972-81

N

65 Naeole, Chris (G) — Colorado	1997
55 Nairne, Rob (LB) — Oregon	1981-83
23.22 Neal, Lorenzo (FB) — Fresno St.	1993-96
87.68 Neal, Richard (DE) — Southern	1969-72, 1978
36 Ned, Derrick (FB) — Grambling St.	1993-95
24 Nevett, Elijah (CB) — Clark	1967-70
41 Newland, Bob (WR) — Oregon	1971-74
30 Newman, Anthony (S) — Oregon	1995-97
86 Newman, Patrick (WR) — Utah St.	1991-93
78 Newsome, Billy (DE) — Grambling	1973-74
38 Nicholson, Calvin (CB) — Oregon St.	1989-91
11 Ninowski, Jim (CB) — Michigan St.	1969
60 Novitsky, Craig (C/T) — UCLA	1994-96
13 Nussmeier, Doug (QB) — Idaho	1994-97
36 Nyval, Vic (RB) — Northwestern La.	1970

O

29 Ogden, Ray (WR) — Alabama	1967
82 O'Neal, Ken (TE) — Oklahoma State	1987
10 O'Neal, Steve (P) — Texas A&M	1973
35 Otis, Jim (RB) — Ohio St.	1970
66 Oubre, Louis (G) — Oklahoma	1982-84
49 Owens, Artie (WR) — West Virginia	1980
72 Owens, Joe (DE) — Alcorn A&M	1971-75
83 Owens, Tinker (WR) — Oklahoma	1976, 1978-80

P

35 Pahukoa, Shane (S) — Washington	1995
52 Palmer, Dick (LB) — Kentucky	1972-73
75 Palmer, Emile (DT) — Syracuse	1996
42.88 Parker, Joel (WR) — Florida	1974-75, 77
96 Parker, Steve (DE) — Idaho	1980
83 Parks, Dave (TE) — Texas Tech	1968-72
17 Partridge, Rick (P) — Utah	1979
88 Pattison, Mark (WR) — Washington	1987-88
51 Paul, Whitney (LB) — Colorado	1982-85
53 Pelluer, Scott (LB) — Washington St.	1981-85, 87
71 Perot, Petey (G) — Northwestern La.	1985
60 Perriman, Brett (WR) — Miami (Fla.)	1988-90
32 Perry, Vernon (S) — Jackson St.	1983
45 Petry, Stan (CB) — Texas Christian	1991
34 Phillips, Jess (RB) — Michigan St.	1973-74
43 Phillips, Kim (CB) — North Texas	1989
76 Pietrzak, Jim (C) — Eastern Michigan	1979-84
22 Pitts, Elijah (RB) — Philander Smith	1970
85 Poage, Ray (TE) — Texas	1967-70
25 Poe, Johnnie (CB) — Missouri	1981-87
82 Pollard, Bob (DE) — Weber St.	1971-77
80 Poole, Keith (WR) — Arizona St.	1997
70 Port, Chris (G/T) — Duke	1991-95
59 Porter, Rufus (LB) — Southern	1995-96
35 Preece, Steve (DB) — Oregon St.	1969
75 Price, Elex (DT) — Alcorn St.	1973-80
23 Profit, Joe (RB) — Northeast La.	1973
65 Prudhomme, Remi (G/C) — LSU	1971-72

R

47 Rackley, David (DB) — Texas Southern	1985
21 Ramsey, Nate (S) — Indiana	1973
16 Ramsey, Steve (QB) — North Texas St.	1970
66 Rasley, Rocky (G) — Oregon St.	1974
22 Ray, Ricky (CB) — Norfolk St.	1979-80
21 Reaves, Ken (CB) — Norfolk St.	1974
56 Rebowne, Rusty (LB) — Nicholls St.	1978
58 Redd, Glen (LB) — Brigham Young	1981, 83-86
60 Reese, Don (DE) — Jackson St.	1978-80
75 Rengel, Mike (DT) — Hawaii	1969
84 Rhem, Steve (WR) — Minnesota	1994-95
1 Ricardo, Benny (K) — San Diego St.	1980-81
55 Rice, Floyd (LB) — Alcorn St.	1978
75 Richey, Mike (T) — North Carolina	1970
84 Riley, Preston (WR) — Memphis St.	1973

14 Riordan, Tim (QB) — Temple	1987
77 Rissmiller, Ray (T) — Georgia	1967
83 Roaches, Carl (KR) — Texas A&M	1985
77 Roaf, William (T) — Louisiana Tech	1993-97
95 Robbins, Austin (DT) — North Carolina	1996-97
27 Roberts, Walt (WR) — San Jose St.	1967
70 Robinson, Craig (T) — Houston	1972-73
47 Robinson, Virgil (RB) — Grambling	1971-72
34 Rodenberger, Jeff (FB) — Maryland	1987
54 Roe, Bill (LB) — Colorado	1987
38 Rogers, George (HB) — South Carolina	1981-84
41 Rogers, Jimmy (RB) — Oklahoma	1980-84
26 Rogers, Steve (RB) — LSU	1975
75 Rollins, Baron (G) — Louisiana Tech	1994
44 Rose, George (CB) — Auburn	1967
55 Ross, Scott (LB) — USC	1991
78 Roth, Tom (C/G) — Southern Illinois	1994
70 Rourke, Jim (T) — Boston College	1985
54 Roussel, Tom (LB) — Southern Mississippi	1971-72
76 Rowe, Dave (DT) — Penn State	1967-70
3 Royals, Mark (P) — Appalachian St.	1997
54 Ryzcek, Paul (C) — Virginia	1981

S

99 Sagapolutele, Pio (DT) — San Diego St.	1997
68 Saindon, Pat (G) — Vanderbilt	1986
73 Sandeman, Bill (T) — Pacific	1967
51 Saul, Bill (LB) — Penn State	1969
85 Savoie, Nicky (TE) — LSU	1997
83 Scales, Greg (TE) — Wake Forest	1988-91
21 Scarpati, Joe (DB) — North Carolina St.	1970
63 Schmidt, Roy (G) — Long Beach St.	1967-68
40 Schmidt, Terry (CB) — Ball St.	1974-75
65 Schreiber, Adam (G) — Texas	1985
33 Schultz, Randy (RB) — St. Coll. of Iowa	1967-68
71 Schumacher, Kurt (G) — Ohio St.	1975-77
48 Schwartz, Don (SS) — Washington St.	1978-80
60 Schweda, Brian (DE) — Kansas	1967-68
12 Scott, Bobby (QB) — Tennessee	1973-82
80 Scott, Lindsay (WR) — Georgia	1982-85
87 Scott, Malcolm (TE) — LSU	1987
84 Seal, Paul (TE) — Michigan	1974-76
30 Shaw, Bob (WR) — Winston-Salem St.	1970
76 Shaw, Rickie (T) — North Carolina	1993
89 Shepard, Derrick (WR) — Oklahoma	1989
67 Shinnars, John (G) — Xavier (Ohio)	1969-71
5 Shuler, Heath (QB) — Tennessee	1997
28 Shy, Don (RB) — San Diego St.	1969
71 Siglar, Ricky (T) — San Jose St.	1997
53 Simmons, Dave (LB) — Georgia Tech	1967
25 Simmons, Jerry (WR) — Betune-Cookman	1967
96 Simmons, Michael (DE) — Mississippi St.	1989-90
54 Simonini, Ed (LB) — Texas A&M	1982
79 Slaughter, Chuck (T) — South Carolina	1982
83 Small, Torrance (WR) — Alcorn St.	1992-96
99 Smeenge, Joel (DE/LB) — W. Michigan	1990-94
30 Smith, Cedric (FB) — Florida	1991
91 Smith, Brady (DE) — Colorado St.	1996-97
82 Smith, Irv (TE) — Notre Dame	1993-97
66 Smith, Royce (G) — Georgia	1972-73
11 South, Ronnie (QB) — Arkansas	1968
33 Spears, Ernest (S) — USC	1990
37 Spencer, Jimmy (CB) — Florida	1992-95
29 Spencer, Maurice (CB) — N.C. Central	1974-76, 78
47 Spivey, Mike (CB) — Colorado	1980-81
16 Stabler, Ken (QB) — Alabama	1982-84
90 Stanley, Israel (DE) — Arizona St.	1995
32 Stauch, Scott (RB) — UCLA	1981
27 Stemrick, Greg (CB) — Colorado St.	1983
22 Stevens, Howard (RB) — Louisville	1973-74
26 Stewart, Jimmy (SS) — Tulsa	1977
87 Stickles, Monty (TE) — Notre Dame	1968
68 Steve, Terry (G) — Wisconsin	1976-77
55 Stincic, Tom (LB) — Michigan	1972
52 Stonebreaker, Mike (LB) — Notre Dame	1994
37 Stonebreaker, Steve (LB) — Detroit	1967-68
71 Stokes, Fred (DE) — Georgia Southern	1996
49 Stowers, Tommie (TE) — Missouri	1992-93

33 Strachan, Mike (RB) — Iowa St.	1975-80
58 Strand, Eli (G) — Iowa St.	1967
42 Strong, Jim (RB) — Houston	1971-72
41 Strong, William (CB) — North Carolina St.	1995-96
73 Sturm, Jerry (T/C) — Illinois	1967-70
68 Sturt, Fred (G) — Bowling Green	1978-81
60 Sutherland, Doug (G) — Wisconsin St.	1970
20 Sutton, John (CB) — New Mexico	1987
29 Sutton, Reggie (CB) — Miami (Fla.)	1987-88
15, 14 Sweetan, Karl (QB) — Wake Forest	1968
56 Swilling, Pat (LB) — Georgia Tech	1986-92
79 Swinney, Clovis (DT) — Arkansas St.	1970
69 Swoopes, Pat (NT) — Mississippi St.	1987, 89
15 Szafo, Rich (K) — Harvard	1975-78
88 Szymakowski, Dave (WR) — West Texas St.	1968

T

72 Talbert, Don (T) — Texas	1969-70
22 Taylor, Derrick (FS) — North Carolina State	1987
71 Taylor, James (T) — Missouri	1978-81
32 Taylor, Jim (RB) — LSU	1967
29 Taylor, Keith (S) — Illinois	1992-93
77 Taylor, Mike (T) — USC	1969-70
86 Thaxton, James (TE) — Tennessee St.	1976-77
23 Thomas, Charlie (KR) — Tennessee St.	1975
85 Thomas, Curtland (WR) — Missouri	1987
79 Thomas, Henry (G) — Southwest Texas State	1987
89 Thomas, Joe (WR) — Mississippi Valley	1987
17 Thomas, Speedy (WR) — Utah	1973-74
89 Thompson, Aundra (WR) — East Texas St.	1981-82
37 Thompson, Bennie (S) — Grambling St.	1989-91
27 Thompson, Bobby (S) — Arizona	1969
65 Thompson, Dave (T) — Clemson	1974-75
76 Thorp, Don (NT) — Illinois	1984
93 Thurman, Junior (DB) — USC	1987
82 Tice, John (TE) — Maryland	1983-92
74 Tilleman, Mike (DT) — Montana	1967-70
71 Tillman, Faddie (DT) — Boise St.	1972
11, 14 Todd, Richard (QB) — Alabama	1984-85
54 Toles, Alvin (LB) — Tennessee	1985-88
90 Tomich, Jared (DE) — Nebraska	1997
32 Toussaint, Darrell (DB) — Northwestern La.	1987
71 Townes, Willie (DE) — Tulsa	1970
65 Trapilo, Steve (G) — Boston Col.	1987-90, 92
54 Tubbs, Winfred (LB) — Texas	1994-97
26 Tullis, Willie (CB) — Troy St. (AL)	1985-86
97 Turnbull, Renaldo (DE/LB) — W. Virginia	1990-96
88 Turner, Floyd (WR) — Northwestern La.	1989-93
86 Twyner, Gunnard (WR) — Western Illinois	1997
42 Tyler, Toussaint (RB) — Washington	1981-82

U

62 Uhlenhake, Jeff (C) — Ohio St.	1994-95
-----------------------------------	---------

V

52 Vanderbunt, Skip (LB) — Oregon St.	1978
38 Vandersea, Phil (LB) — Massachusetts	1967
35 Van Wagner, Jim (FB) — Michigan Tech	1978
66 Verstegen, Mike (G) — Wisconsin	1995-97

W

87 Wainright, Frank (TE) — N. Colorado	1991-93
83 Walker, Dwight (WF) — Nicholls St.	1987
78 Walker, Jeff (G) — Memphis St.	1988-89

80 Walker, Mike (DE) — Tulane	1971
85 Walls, Wesley (TE) — Mississippi	1994-95
4 Walsh, Steve (QB) — Miami (Fla.)	1990-93
21 Ward, Carl (S) — Michigan	1969
72 Ward, Chris (T) — Ohio St.	1984
73 Warren, Frank (DE) — Auburn	1981-89, 91-94
55 Washington, Dave (LB) — Alcorn St.	1980
26 Washington, Mickey (CB) — Texas A&M	1997
88 Waters, Mike (TE) — San Diego State	1987
67 Watson, John (T) — Oklahoma	1977-79
61 Watson, Mike (T) — Miami (O.)	1977
49 Wattelet, Frank (FS) — Kansas State	1981-87
44 Waymer, Dave (DB) — Notre Dame	1980-89
85 Weatherspoon, Cephus (WR) — Ft. Lewis Col.	1972
56 Weissenhofer, Ron (LB) — Notre Dame	1987
42 Welch, Claxton (RB) — Oregon	1970
54 Wendryhoski, Joe (C) — Illinois	1967-68
60 Westbrook, Greg (LB) — Colorado	1975-77
39 Wheelwright, Ernie (RB) — So. Illinois	1967-70
86 Whitaker, Creston (WR) — North Texas St.	1972
23 Whitsell, Dave (CB) — Indiana	1967-69
59 Whittingham, Fred (LB) — Cal Poly-SLO	1967-68
23 Whittle, Ricky (RB) — Oregon	1996
66 Wickert, Tom (G) — Washington St.	1975-76
49 Wicks, Bob (WR) — Utah St.	1974
94 Wilks, Jim (DE/NT) — San Diego St.	1981-93
88 Williams, Brooks (TE) — North Carolina	1978-81
61 Williams, Del (G) — Florida St.	1967-73
90 Williams, James (LB) — Mississippi St.	1990-94
24 Williams, Joe (RB) — Wyoming	1972
45 Williams, John (FB) — Wisconsin	1986
66 Williams, Larry (G) — Notre Dame	1991
69 Williams, Ralph (G) — Southern	1985-86
86 Williams, Richard (WR) — Abilene Christian	1974
65 Williams, Willie (T) — LSU	1994
63 Willis, Donald (G) — North Carolina A&T	1995-97
89 Willis, Len (WR) — Ohio St.	1977
4 Wilmsmeyer, Klaus (P) — Louisville	1995-96
18 Wilson, Dave (QB) — Illinois	1981, 1983-89
42 Wilson, Ray (S) — New Mexico	1994
45 Wilson, Tim (FB) — Maryland	1983-84
18 Wilson, Wade (QB) — East Texas St.	1993-94
30 Wilson, Wayne (FB) — Shepherd	1979-86
71 Winans, Jeff (DT) — USC	1976
90 Winslow, Doug (WR) — Drake	1973
9 Winslow, George (P) — Villanova	1989
92 Winston, DeMond (LB) — Vanderbilt	1990, 92-94
56 Winston, Dennis (LB) — Arkansas	1982-85
68 Winther, Wimpy (C) — Mississippi	1972
24 Woerner, Scott (DB) — Georgia	1987
19 Wood, Gary (QB) — Cornell	1967
65 Woods, Robert (T) — Tennessee St.	1977-80
47 Woodson, Marv (S) — Indiana	1969
34 Word, Barry (RB) — Virginia	1987-88
7 Wuertfel, Danny (QB) — Florida	1997
23 Wyatt, Doug (S) — Tulsa	1970-72

Y

1 Yepremian, Garo (K) — None	1979
65 Young, Bob (G) — Howard Payne	1981
93 Young, Kevin (DE) — Utah State	1987
89 Young, Tyrone (WR) — Florida	1983-84
20 Youngblood, George (S) — Los Angeles St.	1967-68

Z

79 Zanders, Emanuel (G) — Jackson St.	1974-80
34 Zellars, Ray (FB) — Notre Dame	1995-97

SAINTS ALL-TIME NUMERICAL ROSTER

0	Logan, Obert (S) — Trinity	1967
00	Burrough, Ken (WR) — Texas Southern	1970
1	Ricardo, Benny (K) — San Diego St.	1980-81
	Yepremian, Garo (K) — None	1979
2	Lohmiller, Chip (K) — Minnesota	1995
3	Butler, Skip (K) — Texas-Arlington	1971
	Hebert, Bobby (QB) — Northwestern La.	1985-89, 91-92
	Leybold, John (K) — None	1978
	Royals, Mark (P) — Appalachian St.	1997
4	Cofer, Mike (K) — North Carolina State	1987
	Walsh, Steve (QB) — Miami (Fla.)	1990-93
	Wilmsmeyer, Klaus (P) — Louisville	1995-96
5	Kempf, Florian (K) — Pennsylvania	1987
	Shuler, Heath (QB) — Tennessee	1997
6	Barnhardt, Tommy (P) — N. Carolina	1987, 89-94
7	Andersen, Morten (K) — Michigan St.	1982-94
	Benjamin, Guy (QB) — Stanford	1980
	Linhart, Toni (K) — Austria Tech	1972
	Wuertfel, Danny (QB) — Florida	1997
8	Manning, Archie (QB) — Mississippi	1971-82
9	Feller, Happy (K) — Texas	1972-73
	Kramer, Tommy (QB) — Rice	1990
	Winslow, George (P) — Villanova	1989
10	Barnhardt, Tommy (P) — N. Carolina	1987, 89-94
	Blanchard, Cary (K) — Oklahoma St.	1992
	Brien, Doug (K) — California	1995-97
	Douglass, Bobby (QB) — Kansas	1976-77
	Durkee, Charlie (K) — Okla. St.	1967-68, 1971-72
	Fagan, Julian (P) — Mississippi	1970-72
	Hansen, Brian (P) — Sioux Falls	1984-88
	Jurich, Tom (K) — Northern Arizona	1978
	Mike-Mayer, Steve (K) — Maryland	1978
	O'Neal, Steve (P) — Texas A&M	1973
11	Burns, Ed (QB) — Nebraska	1978-80
	Fourcade, John (QB) — Mississippi	1987-90
	Lee, Bivian (CB) — Prairie View	1971-75
	Ninowski, Jim (QB) — Michigan St.	1969
	South, Ronnie (QB) — Arkansas	1968
	Todd, Richard (QB) — Alabama	1984-85
12	Hovert, Billy Joe — Washington	1997
	Ingram, Kevin (QB) — East Carolina	1987
	Laufenberg, Babe (QB) — Indiana	1986
	McNeill, Tom (P) — Stephen F. Austin	1967-69
	Scott, Bobby (QB) — Tennessee	1973-82
13	Cipa, Larry (QB) — Michigan	1974-75
	Nussmeier, Doug (QB) — Idaho	1994-97
14	Erleben, Russell (K-P) — Texas	1979-83
	Hargett, Edd (QB) — Texas A&M	1969-72
	Hodson, Tom (QB) — LSU	1995-96
	Riordan, Tim (QB) — Temple	1987
	Sweetan, Karl (QB) — Wake Forest	1968
	Todd, Richard (QB) — Alabama	1984-85
15	Cuzzo, Gary (QB) — Virginia	1967
	Davis, Bob (QB) — Virginia	1973
	Durkee, Charlie (K) — Okla. St.	1967-68, 1971-72
	Fritsch, Toni (K) — None	1982
	Gibbs, Donnie (P) — TCU	1974
	Sweetan, Karl (QB) — Wake Forest	1968
	Szafo, Rich (K) — Harvard	1975-78
16	Blanchard, Tom (P) — Oregon	1974-78
	Buck, Mike (QB) — Maine	1990-93
	Burris, Bo (S) — Houston	1967-69
	Ramsey, Steve (QB) — North Texas St.	1970
	Stabler, Ken (QB) — Alabama	1982-84
17	Everett, Jim (QB) — Purdue	1994-96
	Kilmer, Billy (QB) — UCLA	1967-70
	Partridge, Rick (P) — Utah	1979
	Thomas, Speedy (WR) — Utah	1973-74
18	Guess, Terry (WR) — Gardner-Webb	1996
	Hollas, Hugo (S) — Rice	1970-72
	Wilson, Dave (QB) — Illinois	1981, 1983-89
	Wilson, Wade (QB) — East Texas St.	1993-94
19	Bech, Brett (WR) — LSU	1996
	Dempsey, Tom (K) — Palomar J.C.	1969-70
	McClard, Bill (K) — Arkansas	1973-75
	Merkens, Guido (QB/WR/DB) — Sam Houston	1980-85
	Wood, Gary (QB) — Cornell	1967
20	Brown, Derek (RB) — Nebraska	1993-97
	Felton, Eric (CB) — Texas Tech	1978-80
	Gary, Russell (SS) — Nebraska	1981-86
	Henderson, Othello (S) — UCLA	1993-94
	Howell, Delles (CB) — Grambling	1970-72
	Sutton, John (CB) — New Mexico	1987
	Youngblood, George (S) — Los Angeles St.	1967-68
21	Allen, Eric (CB) — Arizona St.	1995-97
	Boyd, Greg (S) — Arizona	1974
	Brown, Derek (RB) — Nebraska	1993-97
	Douglas, John (CB) — Texas Southern	1967-68
	Gray, David (DB) — East Los Angeles JC	1979
	Hilliard, Dalton (RB) — LSU	1986-93
	Johnson, Earl (CB) — South Carolina	1985
	Krimm, John (S) — Notre Dame	1982
	Moore, Reynaud (CB) — UCLA	1971
	Ramsey, Nate (S) — Indiana	1973
	Reaves, Ken (CB) — Norfolk St.	1974
	Scarpati, Joe (DB) — North Carolina St.	1970
	Ward, Carl (S) — Michigan	1969
22	Anthony, Tyrone (RB) — North Carolina	1984-85
	Brown, Charlie (RB) — Missouri	1967-68
	Fenerty, Gil (RB) — Holy Cross	1990-91
	Jakes, Van (CB) — Kent St.	1986-88
	Johnson, Benny (CB) — J.C. Smith	1976
	Lewis, Gary (RB) — Arizona St.	1970
	Martin, D'Artagnan (CB) — Kentucky	1971
	Mayes, Michael (CB) — LSU	1989

Muster, Brad (FB) — Stanford1993-94
 Neal, Lorenzo (FB) — Fresno St.1993-96
 Pitts, Elijah (RB) — Philander Smith1970
 Ray, Ricky (CB) — Norfolk St.1979-80
 Stevens, Howard (RB) — Louisville1973-74
 Taylor, Derrick (FS) — North Carolina State1987

23
 Cassidy, Craig (DB) — Ohio St.1977
 Hewitt, Chris (S) — Cincinnati1997
 Jordan, Buford (FB) — McNeese St.1986-92
 Marshall, James (DB) — Jackson St.1980
 Neal, Lorenzo (FB) — Fresno St.1993-96
 Profit, Joe (RB) — Northeast La.1973
 Thomas, Charlie (KR) — Tennessee St.1975
 Whittell, Dave (CB) — Indiana1967-69
 Whittle, Ricky (RB) — Oregon1996
 Wyatt, Doug (S) — Tulsa1970-72

24
 Adkins, Margene (WR) — Henderson J.C.1972
 Bates, Mario (RB) — Arizona St.1994-97
 Brown, Derek (RB) — Nebraska1993-97
 Chapman, Clarence (CB) — Eastern Mich.1976-80
 Fuller, Johnny (S) — Lamar1973-75
 Hoage, Terry (DB) — Georgia1984-85
 Lewis, Marvin (RB) — Tulane1982
 Mack, Milton (CB) — Alcorn St.1987-91
 Nevett, Elijah (CB) — Clark1967-70
 Williams, Joe (RB) — Wyoming1972
 Woerner, Scott (DB) — Georgia1987

25
 Bosarge, Wade (DB) — Tulsa1977
 Dodd, Al (WR) — Northwestern La.1969-71
 McAfee, Fred (RB) — Mississippi Coll.1991-93
 McQuay, Leon (RB) — Tampa1976
 Molden, Alex (CB) — Oregon1996-97
 Moore, Jerry (S) — Arkansas1973-74
 Muster, Brad (FB) — Stanford1993-94
 Poe, Johnnie (CB) — Missouri1981-87
 Simmons, Jerry (WR) — Bethune-Cookman1967

26
 Buck, Vince (DB) — Central St. (Oh.)1990-95
 Dawsey, Stacey (WR) — Indiana1987
 Fields, Jitter (PR) — Texas1984
 Harvey, Richard Sr. (DB) — Jackson St.1971
 Heidel, Jimmy (S) — Mississippi1967
 Looney, Joe Don (RB) — Oklahoma1969
 Rogers, Steve (RB) — LSU1975
 Stewart, Jimmy (SS) — Tulsa1977
 Tullis, Willie (CB) — Troy St. (AL)1985-86
 Washington, Mickey (CB) — Texas A&M1997

27
 Adams, Vashone — Eastern Michigan1997
 Brown, Ray (SS) — West Texas St.1978-80
 Gibson, Antonio (SS) — Cincinnati1986-89, 92
 Jones, Reginald (CB) — Memphis St.1991-94
 Jones, Selwyn (CB) — Colorado St.1994
 McNeill, Rod (RB) — USC1974-75
 Roberts, Walt (WR) — San Jose St.1967
 Sternick, Greg (CB) — Colorado St.1983
 Thompson, Bobby (S) — Arizona1969

28
 Atkins, Gene (S) — Florida A&M1987-93
 Davis, Troy (RB) — Iowa St.1997
 Fichtner, Ross (S) — Purdue1968
 Ford, James (RB) — Texas Southern1971-72
 Harding, Greg (DB) — Nicholls St.1984
 Hoskins, Derrick (S) — Southern Miss.1996
 Hurley, Bill (DB) — Syracuse1982-83
 Maxson, Alvin (RB) — SMU1974-76
 Shy, Don (RB) — San Diego St.1969

29
 Clark, Vinnie (CB) — Ohio St.1994
 Glenn, Vencie (S) — Indiana St.1991
 Hayes, Billie (CB) — San Diego St.1972
 Howard, Gene (CB) — Langston1968-70
 Johnson, Undra (RB) — West Virginia1989
 Knight, Sammy (S) — USC1997
 Lewis, Rodney (CB) — Nebraska1982-84
 McMillian, Mark (CB) — Alabama1996
 Ogden, Ray (WR) — Alabama1967
 Spencer, Maurice (CB) — N.C. Central1974-76, 78
 Sutton, Reggie (CB) — Miami (Fla.)1987-88
 Taylor, Keith (S) — Illinois1992-93

30
 Alexander, Vincent (FB) — Southern Miss.1987
 Harris, Bill (RB) — Colorado1971
 Jackson, Ernie (CB) — Duke1972-77
 Kelley, Les (RB) — Alabama1967-69
 Newman, Anthony (S) — Oregon1995-97
 Shaw, Bob (WR) — Winston-Salem St.1970
 Smith, Cedric (FB) — Florida1991
 Wilson, Wayne (FB) — Shepherd1979-86

31
 Taylor, Jim (RB) — LSU1967

32
 Barrington, Tom (RB) — Ohio St.1967-70
 DeRatt, Jim (DB) — North Carolina1975
 Dunbar, Vaughn (RB) — Indiana1992, 94-95
 Frazier, Paul (RB) — Northwestern La.1989
 Hunter, Earnest (RB) — Southeast Okla.1996
 Jones, Kim (FB) — Colorado St.1976-79
 Lee, Mark (CB) — Washington1991
 Minor, Lincoln (RB) — New Mexico St.1973
 Perry, Vernon (S) — Jackson St.1983
 Stauch, Scott (RB) — UCLA1981
 Toussaint, Darrell (DB) — Northwestern La.1987

33
 Gray, Kevin (DB) — Eastern Illinois1982
 Hughes, Tyrone (CB) — Nebraska1993-96
 Kelly, Rob (S) — Ohio St.1997
 Preece, Steve (DB) — Oregon St.1969
 Schultz, Randy (RB) — St. Coll. of Iowa1967-68
 Spears, Ernest (S) — USC1990
 Strachan, Mike (RB) — Iowa St.1975-80
 Thurman, Junior (DB) — USC1987

34
 Bell, Carlos (TE) — Houston1971
 Galbreath, Tony (RB) — Missouri1976-80
 Heyward, Craig (FB) — Pittsburgh1988-92
 Johnson, Bobby (DB) — Texas1983-84, 1986
 Loric, Tony (RB) — Arizona St.1968-69
 Phillips, Jess (RB) — Michigan St.1973-74
 Rodenberger, Jeff (FB) — Maryland1987
 Word, Barry (RB) — Virginia1987-88
 Zellars, Ray (FB) — Notre Dame1995-97

35
 Campbell, Earl (RB) — Texas1984-85
 Davis, Ted (LB) — Georgia Tech1967-69
 Gresham, Bob (RB) — West Virginia1971-72
 Matthews, Henry (RB) — Michigan St.1973
 Morse, Bobby (FB) — Michigan St.1989-91
 Otis, Jim (RB) — Ohio St.1970
 Pahukoa, Shane (S) — Washington1995
 Van Wagner, Jim (FB) — Michigan Tech1978

36
 Boykin, Greg (RB) — Northwestern1977
 Brown, Bob (TE) — Alcorn A&M1972-73
 Burchfield, Don (TE) — Ball St.1971
 Davis, Dick (RB) — Nebraska1970
 Jennings, Stanford (RB) — Furman1991
 Jones, Andrew (RB) — Washington St.1975-76
 McCall, Don (RB) — USC1967-68, 1970

Mayes, Rueben (RB) — Washington St.1986-88, 90
 Ned, Derrick (FB) — Grambling St.1993-95
 Nyval, Vic (RB) — Northwestern La.1970
 37
 Cherry, Je'Rod (S) — California1996-97
 Gray, Mel (RB) — Purdue1986-88
 Myers, Tommy (S) — Syracuse1972-81
 Spencer, Jimmy (CB) — Florida1992-95
 Stonebreaker, Steve (LB) — Detroit1967-68
 Thompson, Bennie (S) — Grambling St.1989-91

38
 Baker, Tony (RB) — Iowa St.1968-71
 Butler, Bill (RB) — Kansas State1972-74
 Greer, Donovan (CB) — Texas A&M1997
 Nicholson, Calvin (CB) — Oregon St.1989, 91
 Rogers, George (HB) — South Carolina1981-84
 Vandersea, Phil (LB) — Massachusetts1967

39
 Covington, John (S) — Notre Dame1995
 LaGrand, Morris (RB) — Tampa1975
 Lawson, Odell (RB) — Langston1973-74
 Lee, Carl (DB) — Marshall1994
 Maxie, Brett (S) — Texas Southern1985-93
 Wheelwright, Ernie (RB) — So. Illinois1967-70

40
 Adams, Michael (DB) — Arkansas St.1987-88
 Bender, Wes (FB) — USC1997
 Granger, Hoyle (RB) — Mississippi St.1971
 Gros, Earl (RB) — LSU1970
 Hilliard, Dalton (RB) — LSU1986-93
 Knafele, Greg (TE) — Notre Dame1983
 Marsalis, Jim (S) — Tennessee St.1977
 Massey, Robert (CB) — N.C. Central1989-90
 Schmidt, Terry (CB) — Ball St.1974-75

41
 Cook, Toi (CB) — Stanford1987-93
 Gilliam, John (WR) — S. Carolina St.1967-68, 1977
 Newland, Bob (WR) — Oregon1971-74
 Rogers, Jimmy (RB) — Oklahoma1980-84
 Strong, William (CB) — North Carolina St.1995-96

42
 Gilliam, John (WR) — S. Carolina St.1967-68, 1977
 McCleskey, J.J. (WR/S) — Tennessee1993-96
 McLemore, Dana (DB) — Hawaii1986
 Muncie, Chuck (RB) — California1976-80
 Parker, Joel (WR) — Florida1974-75, 77
 Strong, Jim (RB) — Houston1971-72
 Tyler, Toussaint (RB) — Washington1981-82
 Welch, Claxton (RB) — Oregon1970
 Wilson, Ray (S) — New Mexico1994

43
 Collins, Larry (RB) — Texas A&I1980
 Fowler, Bobby (FB) — Louisiana Tech1984-85
 Jean Batiste, Garland (FB) — LSU1987
 Kopay, Dave (LB) — Washington1971
 Legette, Tyrone (CB) — Nebraska1992-95
 Lyons, Dicky (S) — Kentucky1970
 Phillips, Kim (CB) — North Texas1989

44
 Cordill, Ollie (P) — Memphis St.1969
 Crist, Chuck (S) — Penn St.1975-77
 Farasopolos, Chris (S) — Brigham Young1974
 Fink, Mike (CB) — Missouri1973
 McCleskey, J.J. (WR/S) — Tennessee1993-96
 McCrary, Fred (FB) — Mississippi St.1997
 Rose, George (CB) — Auburn1967
 Waymer, Dave (DB) — Notre Dame1980-89

45
 Athas, Pete (S) — Tennessee1976
 Byrd, Israel (CB) — Utah St.1993-95

Green, Arthur (RB) — Albany St.1972
 Heyward, Craig (FB) — Pittsburgh1988-92
 Holmes, Jack (RB) — Texas Southern1978-82
 Johnson, Nate (RB) — Texas Southern1987
 Jordan, Jimmy (RB) — Florida1967
 Kimbrough, Elbert (S) — Northwestern1968
 Petry, Stan (CB) — Texas Christian1991
 Williams, John (FB) — Wisconsin1986
 Wilson, Tim (FB) — Maryland1983-84

46
 Abramowicz, Dan (WR) — Xavier (Ohio)1967-73
 Gajan, Hokie (FB) — LSU1982-85
 Kearney, Jim (S) — Prairie View1976
 Lumpkin, Sean (S) — Minnesota1992-96

47
 Austin, Cliff (RB) — Clemson1983
 Beverly, Dwight (CB) — Illinois1987
 Cortez, Bruce (CB) — Parsons1967
 Davis, Travis (S) — Notre Dame1995
 DeGrenier, Jack (RB) — Texas-Arlington1974
 Dusenberry, Bill (RB) — J.C. Smith1970
 Jackson, Greg (S) — LSU1996
 Mack, Cedric (CB) — Baylor1992-93
 Rackley, David (DB) — Texas Southern1985
 Robinson, Virgil (RB) — Grambling1971-72
 Spivey, Mike (CB) — Colorado1980-81
 Woodson, Marv (S) — Indiana1969

48
 Livingston, Andy (RB) — Phoenix JC1969-70
 Schwartz, Don (SS) — Washington St.1978-80

49
 Hazelton, Major (DB) — Florida A&M1970
 McGill, Ralph (S) — Tulsa1978-79
 Owens, Artie (WR) — West Virginia1980
 Stowers, Tommie (TE) — Missouri1992-93
 Wattelet, Frank (FS) — Kansas State1981-87
 Wicks, Bob (WR) — Utah St.1974

50
 Aleaga, Ink (LB) — Washington1997
 Bordelon, Ken (LB) — LSU1976-77, 79-82
 Del Rio, Jack (LB) — USC1985-86
 James, Philip (C) — Southern1987
 Johnson, John (LB) — Clemson1995
 Kupp, Jake (G) — Washington1967-75

51
 Barnes, Derrick (LB) — Oregon1997
 Capone, Warren (LB) — LSU1976
 Chambers, Rusty (LB) — Tulane1975-76
 Childs, Ron (LB) — Washington St.1995
 Croom, Sylvester (C) — Alabama1975
 Crosby, Ron (LB) — Penn St.1978
 Didion, John (LB-C) — Oregon St.1971-74
 Fraser, Jim (P) — Wisconsin1968
 Holloway, Stan (LB) — California1980
 McCoy, Larry (LB) — Lamar1987
 Mills, Sam (LB) — Montclair St.1986-94
 Paul, Whitney (LB) — Colorado1982-85
 Saul, Bill (LB) — Penn State1969

52
 Emanuel, Frank (LB) — Tennessee1970
 Forde, Brian (LB) — Washington St.1988-91
 Harvey, Richard Jr. (LB) — Tulane1995-97
 Huard, John (LB) — Maine1971
 Jacobs, Harry (LB) — Bradley1970
 Kovach, Jim (LB) — Kentucky1979-85
 Lemon, Mike (LB) — Kansas1975
 Palmer, Dick (LB) — Kentucky1972-73
 Stonebreaker, Mike (LB) — Notre Dame1994
 Vanderbunt, Skip (LB) — Oregon St.1978

53
 Absher, Dick (LB) — Maryland1969-71

Davis, Don (LB) — Kansas1996-97
 Fourcade, Keith (LB) — Mississippi1987
 Green, Sammy (LB) — Florida1980
 Hart, Tommy (DE) — Morris Brown1980
 Hobbs, Billy (LB) — Texas A&M1972
 Johnson, Vaughan (LB) — N.C. State1986-93
 Kingrea, Rick (LB) — Tulane1973-77
 Pelluer, Scott (LB) — Washington St.1981-85-87
 Simmons, Dave (LB) — Georgia Tech1967

54
 Hughes, Pat (LB) — Boston U1977-79
 Lindsey, Dale (LB) — Western Kentucky1973
 Middleton, Rick (LB) — Ohio St.1974-75
 Roe, Bill (LB) — Colorado1987
 Roussel, Tom (LB) — Southern Mississippi1971-72
 Ryczek, Paul (C) — Virginia1981
 Simonini, Ed (LB) — Texas A&M1982
 Toles, Alvin (LB) — Tennessee1985-88
 Tubbs, Winfred (LB) — Texas1994-97
 Wendryhoski, Joe (C) — Illinois1967-68

55
 Burkett, Jackie (LB) — Auburn1967-70
 Coleman, Don (LB) — Michigan1974-75
 Creech, Bob (LB) — TCU1973
 DeForest, Joe (LB) — Southwestern La.1987
 Fields, Mark (LB) — Washington St.1995-97
 Flanagan, Jim (LB) — Pittsburgh1971
 Freeman, Reggie (LB) — Florida St.1993
 Kohlbrand, Joe (LB) — Miami (Fla.)1985-89
 Nairne, Rob (LB) — Oregon1981-83
 Rice, Floyd (LB) — Alcorn St.1978
 Ross, Scott (LB) — USC1991
 Stincic, Tom (LB) — Michigan1972
 Washington, Dave (LB) Alcorn St.1980

56
 Dixon, Ernest (LB) — South Carolina1994-97
 Farber, Hap (LB) — Mississippi1970
 Ferguson, Jim (LB) — USC1968
 Gross, Lee (C) — Auburn1975-77
 Hall, Willie (LB) — USC1972-73
 Mathis, Reggie (LB) — Oklahoma1979-80
 Rebowe, Rusty (LB) — Nicholls St.1978
 Swilling, Pat (LB) — Georgia Tech1986-92
 Weissenhofer, Ron (LB) — Notre Dame1987
 Winston, Dennis (LB) — Arkansas1982-85

57
 Coombs, Larry (C) — Idaho1980
 Jackson, Rickey (LB) — Pittsburgh1981-93
 Merlo, Jim (LB) — Stanford1973-74, 76-79
 Morgan, Mike (LB) — LSU1969-70

58
 Conner, Darion (LB) — Jackson St.1994
 Federspiel Joe (LB) — Kentucky1972-80
 Jones, Brian (LB) — Texas1995-97
 Leach, Scott (LB) — Ohio State1987
 Redd, Glen (LB) — Brigham Young1981, 83-86
 Strand, Eli (G) — Iowa St.1967

59
 Campen, James (C/G) — Tulane1987-88
 Colman, Wayne (LB) — Temple1969-74, 76
 Evans, Chuck (LB) — Stanford1980-81
 Martin, Chris (LB) — Auburn1983
 Mitchell, Keith (LB) — Texas A&M1997
 Porter, Rufus (LB) — Southern1995-96
 Whittingham, Fred (LB) — Cal Poly-SLO1967-68

60
 Cunningham, Carl (LB) — Houston1971
 Gammon, Kendall (C) — Pittsburg St. (Kan.)1997
 Kennard, Derek (G) — Nevada-Reno1991-93
 Korte, Steve (C) — Arkansas1983-90
 Novitsky, Craig (C/T) — UCLA1994-96
 Reese, Don (DE) — Jackson St.1978-80
 Schweda, Brian (DE) — Kansas1967-68

Sutherland, Doug (G) — Wisconsin St.1970
 Westbrook, Greg (LB) — Colorado1975-77

61
 Adams, Sam (G) — Prairie View1981
 Hilgenberg, Joel (C/G) — Iowa1984-93
 King, Ed (G) — Auburn1995-97
 Loberg, Greg (G/T) — California1987
 Watson, Mike (T) — Miami (O.)1977
 Williams, Del (G) — Florida St.1967-73

62
 Fontenot, Jerry (C) — Texas A&M1997
 Gammon, Kendall (C) — Pittsburg St. (Kan.)1996
 Gwinn, Ross (G) — Northwestern La.1968
 Hilgenberg, Jay (C) — Iowa1993
 Hill, John (C) — Virginia1975-84
 Leggett, Brad (C) — USC1990-91
 Uhlenhake, Jeff (C) — Ohio St.1994-95

63
 Baumgartner, Steve (DE) — Purdue1973-77
 Bennett, Barry (DE) — Concordia (Minn.)1978-81
 Davis, Norman (G) — Grambling1969
 Dunbar, Karl (DE) — LSU1993
 Edelman, Brad (G) — Missouri1982-89
 Finnie, Roger (T) — Florida A&M1979
 Schmidt, Roy (G) — Long Beach St.1967-68
 Willis, Donald (G) — North Carolina A&T1995-97

64
 Adams, Scott (G) — Georgia1994
 Elliott, Ted (NT) — Mankato State1987
 Hester, Ray (LB) — Tulane1971-73
 Lafary, Dave (T) — Purdue1977-85
 Maurer, Andy (G) — Oregon1974

65
 Carr, Tom (DE) — Morgan St.1968
 Carter, David (C) — Western Kentucky1984-85
 Naeole, Chris (G) — Colorado1997
 Prudhomme, Remi (G/C) — LSU1971-72
 Schreiber, Adam (G) — Texas1985
 Thompson, Dave (T) — Clemson1974-75
 Trapilo, Steve — (G) — Boston Coll.1987-90, 92
 Williams, Willie (T) — LSU1994
 Woods, Robert (T) — Tennessee St.1977-80
 Young, Bob (G) — Howard Payne1981

66
 Cody, Bill (LB) — Auburn1967-70
 Commiskey, Chuck (G) — Mississippi1986-88
 Dobler, Conrad (G) — Wyoming1978-79
 Knowles, David (T) — Indiana1977
 Oubre, Louis (G) — Oklahoma1982-84
 Rasley, Rocky (G) — Oregon St.1974
 Smith, Royce (G) — Georgia1972-73
 Versteegen, Mike (G) — Wisconsin1995-97
 Wickert, Tom (G) — Washington St.1975-76
 Williams, Larry (G) — Notre Dame1991

67
 Brock, Stan (T) — Colorado1980-92
 Harvey, George (G) — Kansas1967
 Kuziel, Bob (C) — Pittsburgh1972
 LaPorta, Phil (T) — Penn State1974-75
 McCollum, Andy (G) — Toledo1994-97
 Shinnors, John (G) — Xavier (Ohio)1969-71
 Watson, John (T) — Oklahoma1977-79

68
 Housman, Walter (T/G) — Upsala1987
 Jetton, Paul (G) — Texas1992-93
 Kline, Alan (T) — Ohio St.1994-95
 Neal, Richard (DE) — Southern1969-72, 1978
 Saindon, Pat (G) — Vanderbilt1986
 Stieve, Terry (G) — Wisconsin1976-77
 Sturt, Fred (G) — Bowling Green1978-81
 Winther, Wimpy (C) — Mississippi1972

69
 Ackerman, Tom (C/G) — E. Washington1996-97
 Dalton, Oakley (DT) — Jackson St.1977
 Fifer, Bill (G) — West Texas St.1978
 Hudson, Nat (G) — Georgia1981
 Miller, Les (NT) — Ft. Hays St.1991-94
 Swoopes, Pat (NT) — Mississippi St.1987, 89
 Williams, Ralph (G) — Southern1985-86

70
 Contz, Bill (T) — Penn State1986-88
 Haverdink, Kevin (T) — Western Michigan1989-91
 Holden, Sam (T) — Grambling1971
 Hubbard, Dave (T) — Brigham Young1977
 Meseroll, Mark (T) — Florida St.1978
 Port, Chris (G/T) — Duke1991-95
 Robinson, Craig (T) — Houston1972-73
 Rourke, Jim (T) — Boston College1985

71
 Anderson, Dick (T) — Ohio St.1967
 Cooper, Richard (T) — Tennessee1990-95
 Fersen, Paul (T) — Georgia1973-74
 Kaplan, Ken (T) — New Hampshire1987
 McCormick, Dave (T) — LSU1967-68
 Merrill, Casey (DT) — Cal-Davis1986
 Perot, Peley (G) — Northwestern La.1985
 Schumacher, Kurt (G) — Ohio St.1975-77
 Siglar, Ricky (T) — San Jose St.1997
 Stokes, Fred (DE) — Georgia Southern1996
 Taylor, James (T) — Missouri1978-81
 Tillman, Faddie (DT) — Boise St.1972
 Townes, Willie (DE) — Tulsa1970
 Winans, Jeff (DT) — USC1976

72
 Dombrowski, Jim (G/T) — Virginia1986-96
 Fultz, Mike (DT) — Nebraska1977-80
 Gray, Leon (T) — Jackson St.1982-83
 Hart, Jeff (T) — Oregon St.1976
 Jenkins, Trezelle (T) — Michigan1997
 Leggett, Earl (DT) — LSU1967-68
 Owens, Joe (DE) — Alcorn A&M1971-75
 Talbert, Don (T) — Texas1969-70
 Ward, Chris (T) — Ohio St.1984

73
 Campbell, Joe (DE) — Maryland1977-80
 Davis, Isaac (G) — Arkansas1997
 Mooring, John (T) — Tampa1974
 Sandeman, Bill (T) — Pacific1967
 Sturm, Jerry (T/C) — Illinois1967-70
 Warren, Frank (DE) — Auburn1981-89, 91-94

74
 Carroll, Herman (DE) — Mississippi St.1994
 Gray, Cecil (T) — North Carolina1993
 Gregory, Ted (NT) — Syracuse1988
 Haverdink, Kevin (T) — Western Michigan1989-91
 Jones, Clarence (T) — Maryland1996-97
 Leach, William (G/T) — N.C. State1987
 Mooers, Doug (DE) — Whittier1971-72
 Moore, Derland (NT) — Oklahoma1973-85
 Tilleman, Mike (DT) — Montana1967-70

75
 Clark, Bruce (DE) — Penn State1982-88
 Crangle, Mike (DE) — Tennessee-Martin1972
 McCormick, Dave (T) — LSU1967-68
 Marrone, Doug (G) — Syracuse1989
 Palmer, Emile (DT) — Syracuse1996
 Price, Alex (DT) — Alcorn St.1973-80
 Rengel, Mike (DT) — Hawaii1969
 Richey, Mike (T) — North Carolina1970
 Rollins, Baron (G) — Louisiana Tech1994

76
 Board, Dwaine (DE) — North Carolina A&T1988
 Davidson, Jeff (T) — Ohio St.1994

Hills, Keno (T) — Southwestern La.1996-97
 Hunt, Kevin (T) — Doane1978
 McGuire, Gene (C) — Notre Dame1992
 Morrison, Don (T) — Texas-Arlington1971-77
 Pietrzak, Jim (C) — Eastern Michigan1979-84
 Rowe, Dave (DT) — Penn State1967-70
 Shaw, Rickie (T) — North Carolina1993

77
 Anderson, Gary (G) — Stanford1978
 Boeke, Jim (T) — Heidelberg1968
 Boyarsky, Jerry (NT) — Pittsburgh1981
 Gilbert, Daren (T) — Cal State-Fullerton1985-88
 Golch, Dan (DT) — California1971
 Johnson, Carl (G) — Nebraska1972-73
 Montgomery, Marv (T) — USC1976-77
 Rissmiller, Ray (T) — Georgia1967
 Roaf, William (T) — Louisiana Tech1993-97
 Taylor, Mike (T) — USC1969-70

78
 Backes, Tom (G) — Oklahoma1993
 Clark, Kelvin (G) — Nebraska1982-85
 Grooms, Elois (DE) — Tennessee Tech1975-81
 Hines, Glen Ray (T) — Arkansas1971-72
 Jones, Jerry (T) — Bowling Green1967-69
 Keim, Mike (T) — Brigham Young1991
 Knight, Shawn (DE) — Brigham Young1987
 Linden, Errol (T) — Houston1969-70
 Newsome, Billy (DE) — Grambling1973-74
 Roth, Tom (C/G) — Southern Illinois1994
 Walker, Jeff (G) — Memphis St.1988-89

79
 Cordleone, Lou (DT) — Clemson1967-68
 Derby, Glenn (T) — Wisconsin1989-90
 Epps, Tory (DT) — Memphis St.1995
 Slaughter, Chuck (T) — South Carolina1982
 Swinney, Clovis (DT) — Arkansas St.1970
 Thomas, Henry (G) — Southwest Texas State1987
 Zanders, Emanuel (G) — Jackson St.1974-80

80
 Banks, Gordon (WR) — Stanford1980-81
 Barnwell, Malcolm (WR) — Virginia Union1985
 Burton, Larry (WR) — Purdue1975-77
 Carroll, Wesley (WR) — Miami (Fla.)1991-92
 Dawsey, Stacey (WR) — Indiana1987
 Dowdell, Marcus (WR) — Tennessee St.1992-93
 Garcia, Jim (DE) — Purdue1967
 Harper, Alvin (WR) — Tennessee1997
 Harris, Herbert (WR) — Lamar1986-87
 Havrilak, Sam (WR) — Bucknell1974
 Hobbs, Daryl (WR) — Pacific1997
 Jeffries, Haywood (WR) — N.C. State1996
 Johnson, Tyrone (WR) — Western (Col.) St.1994
 McCullough, Earl (WR) — USC1974
 Miller, Mike (WR) — Tennessee1985
 Perriman, Brett (WR) — Miami (Fla.)1988-90
 Scott, Lindsay (WR) — Georgia1982-85
 Walker, Mike (DE) — Tulane1971
 Winslow, Doug (WR) — Drake1973

81
 Anderson, Jesse (TE) — Mississippi St.1993
 Atkins, Doug (DE) — Tennessee1967-69
 Haynes, Michael (WR) — Northern Arizona1994-96
 Hill, Randal (WR) — Miami1997

82
 Brewer, Johnny (LB) — Mississippi1968-70
 Gottschalk, Darren (TE) — Cal Lutheran1987
 Harris, Ike (WR) — Iowa St.1978-81
 O'Neal, Ken (TE) — Oklahoma State1987
 Pollard, Bob (DE) — Weber St.1971-77
 Smith, Irv (TE) — Notre Dame1993-97
 Tice, John (TE) — Maryland1983-92

83	Benson, Cliff (TE) — Purdue	1987-88
	Burke, Vern (TE) — Oregon St.	1967
	Duckett, Kenny (WR) — Wake Forest	1983-84
	Edwards, Kelvin (WR) — Liberty Baptist	1986
	Garrett, Len (TE) — New Mexico Highlands	1973-75
	Hamilton, Andy (WR) — LSU	1975
	Owens, Tinker (WR) — Oklahoma	1976, 1978-80
	Parks, Dave (TE) — Texas Tech	1968-72
	Poole, Keith (WR) — Arizona St.	1997
	Roaches, Carl (KR) — Texas A&M	1985
	Scales, Greg (TE) — Wake Forest	1988-91
	Small, Torrance (WR) — Alcorn St.	1992-96
	Walker, Dwight (WR) — Nicholls St.	1987

84	Estes, Lawrence (DE) — Alcorn A&M	1970-71
	Guliford, Eric (WR) — Arizona St.	1997
	Hester, Jim (TE) — North Dakota	1967-69
	Martin, Eric (WR) — LSU	1985-93
	Mauti, Rich (WR) — Penn State	1977-80, 82-83
	Miller, Junior (TE) — Nebraska	1984
	Rhem, Steve (WR) — Minnesota	1994-95
	Riley, Preston (WR) — Memphis St.	1973
	Seal, Paul (TE) — Michigan	1974-76

85	Beasley, John (TE) — California	1973-74
	Brenner, Hoby (TE) — USC	1981-93
	Childs, Henry (TE) — Kansas St.	1974-80
	Green, Paul (TE) — USC	1996
	Poage, Ray (TE) — Texas	1967-70
	Savoie, Nicky (TE) — LSU	1997
	Thomas, Curtland (WR) — Missouri	1987
	Walls, Wesley (TE) — Mississippi	1994-95
	Weatherspoon, Cephus (WR) — Ft. Lewis Col.	1972

86	Alphin, Gerald (WR) — Kansas St.	1990-91
	Baker, Melvin (WR) — Michigan	1975
	Benson, Cliff (TE) — Purdue	1987-88
	Botkin, Kirk (TE) — Arkansas	1994-95
	Caster, Rich (TE) — Jackson St.	1981
	Colchico, Dan (DE) — San Jose St.	1969
	Davis, Dave (WR) — Tennessee St.	1974
	Donovan, Tom (WR) — Penn State	1980
	Dowdell, Marcus (WR) — Tennessee St.	1992-93
	Dunbar, Jubilee (WR) — Southern	1973
	Groth, Jeff (WR) — Bowling Green	1981-85
	Hall, Tom (WR) — Minnesota	1967
	Harris, Rod (WR) — Texas A&M	1989
	Harrison, Victor (WR) — North Carolina	1987
	Johnson, Tony (TE) — Alabama	1996
	Jones, Mike (WR) — Tennessee St.	1986-87, 1989
	Lipps, Louis (WR) — Southern Mississippi	1992
	Martini, Rich (WR) — Cal-Davis	1981
	Newman, Patrick (WR) — Utah St.	1991-93
	Thaxton, James (TE) — Tennessee St.	1976-77
	Twyner, Gunnard (WR) — Western Illinois	1997
	Whitaker, Creston (WR) — North Texas St.	1972
	Williams, Richard (WR) — Abilene Christian	1974

87	DeRamus, Lee (WR) — Wisconsin	1995-96
	Farquhar, John (TE) — Duke	1997
	Hardy, Larry (TE) — Jackson St.	1978-85
	Herrmann, Don (WR) — Waynesburg St.	1975-77
	Hill, Lonzell (WR) — Washington	1987-90
	Kelly, Mike (TE) — Davidson	1973
	Neal, Richard (DE) — Southern	1969-72, 1978
	Scott, Malcolm (TE) — LSU	1987
	Stickles, Monty (TE) — Notre Dame	1968
	Wainright, Frank (TE) — N. Colorado	1981-93

88	Bass, Don (TE) — Houston	1982
	Dorris, Andy (DE) — New Mexico St.	1973-76
	Goodlow, Eugene (WR) — Kansas State	1983-86
	Hart, Ben (S) — Oklahoma	1967

	Hastings, Andre (WR) — Georgia	1997
	Hyatt, Fred (WR) — Auburn	1973
	Lusk, Hendrick (TE) — Utah	1996
	Mitchell, Derrell (WR) — Texas Tech	1994
	Parker, Joel (WR) — Florida	1974-75, 77
	Pattison, Mark (WR) — Washington	1987-88
	Szymakowski, Dave (WR) — West Texas St.	1968
	Turner, Floyd (WR) — Northwestern La.	1989-93
	Waters, Mike (TE) San Diego State	1987
	Williams, Brooks (TE) — North Carolina	1978-81

89	Askson, Bert (TE) — Texas Southern	1973
	Bech, Brett (WR) — LSU	1997
	Chandler, Wes (WR) — Florida	1978-81
	Chapman, Gil (WR) — Michigan	1975
	Clark, Robert (WR) — N.C. Central	1987-88
	Early, Quinn (WR) — Iowa	1991-95
	Hayes, Mercury (WR) — Michigan	1996-97
	Jones, Mike (WR) — Tennessee St.	1986-87, 1989
	Kramer, Kent (TE) — Minnesota	1967
	Long, Dave (DE) — Iowa	1969-72
	Shepard, Derrick (WR) — Oklahoma	1989
	Thomas, Joe (WR) — Mississippi Valley	1987
	Thompson, Aundra (WR) — East Texas St.	1981-82
	Willis, Len (WR) — Ohio St.	1977
	Young, Tyrone (WR) — Florida	1983-84

90	Johnson, Walter (LB) — Louisiana Tech	1989
	Tomich, Jared (DE) — Nebraska	1997
	Stanley, Israel (DE) — Arizona St.	1995
	Williams, James (LB) — Mississippi St.	1990-94

91	Bennett, Monte (DT) — Kansas State	1981
	Goff, Robert "Pig" (NT) — Auburn	1990-95
	Marchiol, Ken (LB) — Mesa (Colo.)	1987
	Smith, Brady (DE) — Colorado St.	1997

92	Haynes, James (LB) — Mississippi Valley	1984-89
	McIntosh, Toddrick (DE) — Florida St.	1995
	Mickell, Darren (DE) — Florida	1996-97
	Winston, DeMond (LB) — Vanderbilt	1990, 92-94

93	Lewis, Gary (NT) — Oklahoma St.	1983
	Martin, Wayne (DE/DT) — Arkansas	1989-97
	Young, Kevin (DE) — Utah State	1987

94	Johnson, Joe (DE) — Louisville	1994-97
	Wilks, Jim (DE/NT) — San Diego St.	1981-93

95	Brannon, Robert (DE) — Arkansas	1987
	Davis, Travis (NT) — Michigan St.	1990
	Dixon, Ronnie (NT) — Cincinnati	1993
	Dumbauld, Jonathan (DE) — Kentucky	1986, 88
	Jones, Ernest (DE) — Oregon	1995
	Robbins, Austin (DT) — North Carolina	1996-97

96	Andrus, Sheldon (NT) — Nicholls State	1986-87
	Faulkner, Jeff (DE) — Southern	1993
	Gunn, Mark (DE) — Pittsburgh	1994
	Jeffries, Dameian (DE) — Alabama	1995
	Parker, Steve (DE) — Idaho	1980
	Simmons, Michael (DE) — Mississippi St.	1989-90
	Thorp, Don (NT) — Illinois	1984

97	Geathers, James (DE) — Wichita St.	1984-89
	Glover, La'Roi (DT) — San Diego St.	1997
	Turnbull, Renaldo (DE/LB) — W. Virginia	1990-96

98	Hanna, Jim (NT) — Louisville	1994
----	------------------------------------	------

	Hodge, Milford (DE) — Washington St.	1986
	Lewis, Reggie (DE) — San Diego St.	1982-84
99	Broughton, Willie (DT) — Miami (Fla.)	1995-96
	Elliott, Tony (NT) — North Texas St.	1982-88
	Sagapolutele, Pio (DT) — San Diego St.	1997
	Smeenge, Joel (DE/LB) — W. Michigan	1990-94

Number Unknown	Morris, Chris (T) — Indiana	1975
----------------	-----------------------------------	------

SAINTS IN PRO BOWL

1967 —	Dave Whitsell, cornerback.
1968 —	Dave Rowe, defensive tackle.
1969 —	Tom Dempsey, kicker; Jake Kupp, guard; Tony Baker and Andy Livingston, running backs; Tom Fears, coach.
1978 —	Archie Manning (1), quarterback.
1979 —	Wes Chandler, wide receiver; Henry Childs, tight end; Archie Manning (2), quarterback; Chuck Muncie, running back; Tommy Myers, safety.
1981 —	George Rogers (1), running back.
1982 —	George Rogers (2), running back.
1983 —	Rickey Jackson (1), linebacker.
1984 —	Bruce Clark, defensive end; Brian Hansen, punter; Rickey Jackson (2), linebacker.
1985 —	Morten Andersen (1), kicker; Rickey Jackson (3), linebacker.
1986 —	Morten Andersen (2), kicker; Rickey Jackson (4), linebacker; *Rueben Mayes (1), running back.
1987 —	Morten Andersen (3), kicker; Hoby Brenner, tight end; Brad Edelman, guard; *Rueben Mayes, (2) running back; Sam Mills (1), linebacker; Dave Waymer, cornerback.
1988 —	Morten Andersen (4), kicker; Eric Martin, wide receiver; Sam Mills (2), linebacker.
1989 —	Dalton Hilliard, running back; Vaughan Johnson, linebacker; Pat Swilling, linebacker.
1990 —	Morten Andersen (5), kicker; Vaughan Johnson (2), linebacker; Pat Swilling (2), linebacker.
1991 —	Vaughan Johnson (3), linebacker; Sam Mills (3), linebacker, Pat Swilling (3), linebacker; Bennie Thompson, special teams.
1992 —	Morten Andersen (6), kicker; Joel Hilgenberg, center; Rickey Jackson (5), linebacker; Vaughan Johnson (4), linebacker; Sam Mills (4), linebacker; Pat Swilling (4), linebacker.
1993 —	Tyrone Hughes, return specialist; Rickey Jackson (6), linebacker, Renaldo Turnbull, linebacker.
1994 —	Wayne Martin, defensive end; William Roaf (1), tackle.
1995 —	Eric Allen, cornerback; William Roaf (2), tackle.
1996 —	William Roaf (3), tackle.
1997 —	William Roaf (4), tackle.

*Injured, did not play

FIRST IMPRESSIONS

Running back Derek Brown was the last Saint to register a touchdown in his first NFL game. On September 5, 1993 against the Houston Oilers at the Superdome, Brown scored on a two-yard run in the fourth quarter as the Saints went on for a 33-21 opening-day victory. The first Saint to accomplish this feat was wide receiver John Gilliam, a second-round draft choice in 1967. Gilliam took the opening kickoff in the club's first-ever regular season game, September 17, 1967 versus the Rams at Tulane Stadium, and raced 94 yards for a touchdown.



NATIONAL HONORS RECEIVED BY SAINTS

PRO FOOTBALL HALL OF FAME

1976 - Jim Taylor
1982 - Doug Atkins
1995 - Jim Finks, General Manager

PAST AWARDS

PFW/PFWA

1981 - George Rogers, Offensive Rookie of the Year
1986 - Morten Andersen, Golden Toe
1986 - Rueben Mayes, Offensive Rookie of the Year
1987 - Jim Mora, Coach of the Year

UPI NFC OFFENSIVE MVP/PLAYER OF THE YEAR

1979 - Archie Manning

UPI/Sporting News NFC MVP/Player of the Year

1979 - Archie Manning

PFW/PFWA/Sporting News Rookie of the Year

1981 - George Rogers
1986 - Rueben Mayes (also Newspaper Enterprise Association)

UPI NFC Rookie of the Year

1981 - George Rogers

AP/PFW Offensive Rookie of the Year

1981 - George Rogers
1986 - Rueben Mayes

AP/Sporting News/Pro Football Weekly Coach of the Year

1987 - Jim Mora

PFWA/UPI NFC Coach of the Year

1987 - Jim Mora

SPORTING NEWS EXECUTIVE OF THE YEAR

1987 - Jim Finks, NFL Executive of the Year

ALL-PRO TEAMS

ALL-NFL

(1970 was the first year that players from both conferences were included on the same team)

- 1967 - CB Dave Whitsell, 1st team, NFC - Sporting News; 2nd team, ALL-NFL - AP, UPI
- 1968 - DE Doug Atkins, 1st team, NFC - Sporting News; 2nd team, ALL-NFL - AP, Newspaper Enterprise Assoc.)
- 1969 - WR Danny Abramowicz, 1st team, NFC - Sporting News; tied - AP; 2nd team - UPI, NY Daily News
K Tom Dempsey, 1st team, NFC - Sporting News
- 1970 - P Julian Fagan, 1st team, NFC - AP, Sporting News
- 1978 - TE Henry Childs, 2nd team, NFC - UPI
QB Archie Manning, 1st team, NFC - UPI, Sporting News



- 1979 - WR Wes Chandler, 2nd team, NFC - UPI
TE Henry Childs, 1st team, NFC - Pro Football Weekly; 2nd team - UPI
G Conrad Dobler, 2nd team, NFC - UPI
RB Chuck Muncie, 2nd team, NFC - UPI
S Tommy Myers, 1st team, NFL - Pro Football Weekly; 1st team, NFC - UPI, Pro Football Weekly
- 1980 - KR Rich Mauti, 1st team, NFC - Pro Football Weekly (specialist - kick returner)
- 1981 - RB George Rogers, 1st team, NFL - AP, Sporting News; 2nd team, NFL - Newspaper Enterprise Assoc.; 1st team, NFC - UPI
- 1982 - RB George Rogers, 2nd team, NFC - UPI
- 1983 - ILB Jim Kovach, 2nd team, NFC - UPI
OLB Rickey Jackson, 1st team, NFC - Pro Football Weekly
CB Johnnie Poe, 2nd team, NFL - Newspaper Enterprise Assoc.; 1st team, NFC - UPI
S Russell Gary, 1st team, NFC - UPI
- 1984 - OLB Rickey Jackson, 2nd team, NFL - AP, Newspaper Enterprise Assoc., 1st team, NFC - UPI, Pro Football Weekly
P Brian Hansen, 2nd team, NFC - UPI
- 1985 - OLB Rickey Jackson, 2nd team, NFL - AP; 2nd team, NFC - UPI
K Morten Andersen, 1st team, NFL - Sporting News; 2nd team, NFL - AP; 1st team, NFC - UPI
- 1986 - RB Rueben Mayes, 2nd team, NFC - UPI
OLB Rickey Jackson, 1st team, NFL - Newspaper Enterprise Assoc.; 2nd team, NFL - AP; 2nd team, NFC - UPI
K Morten Andersen, 1st team, NFL - AP, Newspaper Enterprise Assoc., Sporting News, Pro Football Weekly; 1st team, NFC - UPI, Pro Football Weekly
KR Mel Gray, 1st team, NFL - Sporting News (specialist - kick returner)
- 1987 - G Brad Edelman, 2nd team, NFC - UPI
RB Rueben Mayes, 1st team, NFC - UPI
DE Bruce Clark, 2nd team, NFL - Newspaper Enterprise Assoc.
ILB Vaughan Johnson, 1st team, NFC - UPI, Pro Football Weekly
OLB Rickey Jackson, 1st team, NFL - Newspaper Enterprise Assoc., Sporting News
OLB Pat Swilling, 1st team, NFC - UPI
CB Dave Waymer, 2nd team, NFL - AP; 1st team, NFC - UPI
K Morten Andersen, 1st team, NFL - AP, PFWA, Newspaper Enterprise Assoc., Sporting News, Pro Football Weekly; 1st team, NFC - UPI, Pro Football Weekly
KR Mel Gray, 1st team, NFL - PFWA, Sporting News, Pro Football Weekly; 1st team, NFC - Pro Football Weekly (all selections as a punt return specialist)
- 1988 - ILB Vaughan Johnson, 1st team, NFL - Newspaper Enterprise Assoc.; 1st team, NFC - UPI, Pro Football Weekly
K Morten Andersen, 2nd team, NFL - Newspaper Enterprise Assoc.; 1st team, NFC - UPI
- 1989 - RB Dalton Hilliard, 2nd team, NFL - AP, Newspaper Enterprise Assoc.; 2nd team, NFC - UPI
ILB Vaughan Johnson, 1st team, NFL - Newspaper Enterprise Assoc.; 2nd team, NFL - AP; 1st team, NFC - UPI, Pro Football Weekly
OLB Pat Swilling, 2nd team, NFL - AP, Newspaper Enterprise Assoc.; 2nd team, NFC - UPI

- 1990 -** ILB Vaughan Johnson, 2nd team, NFL - Newspaper Enterprise Assoc.; 2nd team, NFC - UPI
OLB Pat Swilling, 2nd team, NFL - AP; 2nd team, NFC - UPI
- 1991 -** ILB Vaughan Johnson, 1st team, NFC - UPI
ILB Sam Mills, 1st team, NFL - PFWA, Sporting News, Pro Football Weekly; 2nd team, NFL - AP, Newspaper Enterprise Assoc.; 1st team, NFC - Pro Football Weekly
OLB Pat Swilling, 1st team, NFL - AP, PFWA, Sporting News, Pro Football Weekly, Newspaper Enterprise Assoc.; 1st team, NFC - UPI, Pro Football Weekly
ST Bennie Thompson, 1st team, NFC - Pro Football Weekly (made as special teams player)
- 1992 -** G Derek Kennard, 2nd team, NFL - Newspaper Enterprise Assoc.
DT Wayne Martin, 2nd team, NFL - Newspaper Enterprise Assoc.
ILB Vaughan Johnson, 1st team, NFC - UPI
ILB Sam Mills, 1st team, NFL - PFWA, Sporting News, Pro Football Weekly; 2nd team, NFL - AP; 1st team, NFC - UPI, Pro Football Weekly
OLB Rickey Jackson, 1st team, NFL - PFWA, Pro Football Weekly; 2nd team, NFL - AP, Newspaper Enterprise Assoc.; 1st team, NFC - UPI, Pro Football Weekly
OLB Pat Swilling, 1st team, NFL - AP, Sporting News
K Morten Andersen, 1st team, NFL - PFWA, Pro Football Weekly, Newspaper Enterprise Assoc.; 2nd team, NFL - AP; 1st team, NFC - UPI, Pro Football Weekly (unanimous 1st team)
- 1993 -** OLB Rickey Jackson, 1st team, NFL - Sporting News; 2nd team, NFL - AP; 1st team, NFC - UPI, Pro Football Weekly
OLB Renaldo Turnbull, 1st team, NFL - AP; 1st team, NFC - UPI
KR Tyrone Hughes, 1st team, NFL - PFWA, Pro Football Weekly; 2nd team, NFL - AP; 1st team, NFC - UPI, Pro Football Weekly (made 1st team NFL as kick returner)
- 1994 -** T William Roaf, 1st team NFL - AP, PFWA, Sporting News, Pro Football Weekly; 1st team, NFC - UPI, Pro Football Weekly (unanimous 1st team)
- 1995 -** T William Roaf, 1st team NFL - AP, PFWA, Sporting News, Pro Football Weekly; 1st team, NFC - UPI, Pro Football Weekly (unanimous 1st team)
CB Eric Allen, 2nd team, NFC - UPI
- 1996 -** T William Roaf, 1st team, NFL - PFWA, Sporting News, Pro Football Weekly; 2nd team, NFL - AP; 1st team, NFC - Pro Football Weekly
- 1997 -** S Sammy Knight, Tied for 2nd in NFL Defensive Rookie of the Year; PFW/PFWA All-Rookie Team
T William Roaf - Pro Bowl; PFW/PFWA All-NFC Team

THE LAST TIME

400 yards total offense

By Saints - 423, vs. Chicago, 10-13-96 (205 rushing, 218 passing)
By Opponent - 403, at St. Louis Rams, 8-31-97 (189 rushing, 214 passing)

500 yards total offense

By Saints - 557, at Atlanta, 9-12-93 (227 rushing, 330 passing)
By Opponent - 544, at Minnesota, 11-19-95 (146 rushing, 398 passing)

300 yards passing in a game by a player

By Saints - 364, Jim Everett vs. Green Bay, 12-16-95 (29-45)
By Opponent - 308, Brett Favre, vs. Green Bay, 12-16-95 (21-30)

400 yards passing in a game by a player

By Saints - has never happened
By Opponent - 420, Warren Moon, at Minnesota, 11-6-94 (33-57)

6 touchdown passes in a game by a player

By Saints - Billy Kilmer, at St. Louis Cardinals, 11-2-69
By Opponent - Charley Johnson, at St. Louis Cardinals, 11-2-69

5 touchdown passes in a game by a player

By Saints - has never happened
By Opponent - Lynn Dickey, vs. Green Bay, 12-13-81

4 touchdown passes in a game by a player

By Saints - Jim Everett, vs. Miami, 10-15-95
By Opponent - Warren Moon, at Minnesota, 11-19-95

100 yards rushing in a game by a player

By Saints - 162, Mario Bates, vs. Detroit, 9-21-97 (29 att.)
By Opponent - 112, Fred Lane, at Carolina, 11-30-97 (13 att.)

2 100-yard rushers in a game

By Saints - 122, Craig Heyward (19 att.) and 115, Rueben Mayes (30 att.), at Cincinnati, 11-4-90
By Opponent - 126, Otis Anderson (22 att.) and 102, Wayne Morris (22 att.), vs. St. Louis, 10-5-80

200 yards rushing in a game by a player

By Saints - 203, Rueben Mayes, vs. Miami, 12-7-86 (28 att.)
By Opponent - 214, LeShon Johnson, vs. Arizona Cardinals, 9-22-96 (21 att.)

3 touchdowns rushing in a game by a player

By Saints - Mario Bates, at Rams, 12-4-94
By Opponent - Lawrence Phillips, at St. Louis Rams, 8-31-97

4 touchdowns rushing in a game by a player

By Saints - has never happened
By Opponent - Rodney Hampton, at NY Giants, 9-24-95

100 yards receiving in a game by a player

By Saints - 124, Randal Hill, vs. Arizona, 12-14-97 (5 rec.)
By Opponent - 144, Isaac Bruce, vs. St. Louis Rams, 12-7-97 (9 rec.)

2 100-yard receivers in a game

By Saints - 139, Wes Chandler (9 rec.) and 119, Ike Harris (4 rec.), vs. Philadelphia, 11-9-80
 By Opponent - 132, Mark Carrier (6 rec.) and 105, Willie Green (4 rec.), vs. Carolina, 11-26-95

200 yards receiving in a game by a player

By Saints - 200, Torrance Small, at Denver, 12-24-94 (6 rec.)
 By Opponent - 248, Richard Johnson, at Detroit, 12-3-89 (8 rec.)

300 yards receiving in a game by a player

By Saints - has never happened
 By Opponent - 336, Willie Anderson, vs. Los Angeles Rams, 11-26-89 (15 rec.) (NFL Record)

3 touchdown catches in a game by a player

By Saints - Danny Abramowicz, vs. San Francisco, 8-26-71
 By Opponent - Al Toon, at New York Jets, 10-26-86

4 touchdown catches in a game by a player

By Saints - has never happened
 By Opponent - Dave Williams, at St. Louis Cardinals, 11-2-69

3 touchdowns in a game by a player (rushing, receiving, return)

By Saints - Mario Bates, at Rams, 12-4-94 (all rushing)
 By Opponent - Lawrence Phillips, at St. Louis Rams, 8-31-97 (all rushing)

4 touchdowns in a game by a player (rushing, receiving, return)

By Saints - has never happened
 By Opponent - Rodney Hampton, at New York Giants, 9-24-95 (all rushing)

7 field goals attempted in a game by a player (how many converted)

By Saints - Morten Andersen, vs. San Francisco, 10-25-87 (5 made)
 By Opponent - Bobby Howfield, at Jets, 12-3-72 (6 made)

6 field goals attempted in a game by a player (how many converted)

By Saints - Garo Yepremian, at Tampa Bay, 10-14-79 (6 made)
 By Opponent - Norm Johnson, vs. Atlanta, 11-13-94 (6 made)

5 field goals attempted in a game by a player (how many converted)

By Saints - Morten Andersen, at Denver, 12-24-94 (3 made)
 By Opponent - John Kasay, at Carolina, 10-20-96 (4 made)

4 field goals attempted in a game by a player (how many converted)

By Saints - Doug Brien, at New York Jets, 12-24-95 (2 made)
 By Opponent - Jeff Wilkins, vs. St. Louis Rams, 12-7-97 (2 made)

6 field goals converted in a game by a player

By Saints - Garo Yepremian, at Tampa Bay, 10-14-79 (6 att.)
 By Opponent - Norm Johnson, vs. Atlanta, 11-13-94 (6 att.)

5 field goals converted in a game by a player

By Saints - Morten Andersen, at Atlanta, 12-11-94 (5 att.)
 By Opponent - John Kasay, vs. Carolina, 9-8-96 (5 att.)

4 field goals converted in a game by a player

By Saints - Doug Brien, vs. St. Louis Rams, 11-5-95 (4 att.)
 By Opponent - Gary Anderson, at San Francisco, 9-14-97 (4 att.)

3 interceptions in a game by a player

By Saints - Gene Atkins, at Phoenix Cardinals, 12-22-91 (198 yds.)
 By Opponent - Rod Woodson, at San Francisco, 9-14-97 (81 yds.)

Punt returned for a touchdown

By Saints - Tyrone Hughes, at Philadelphia, 12-26-93 (83 yds.)
 By Opponent - Tamarick Vanover, at Kansas City, 12-21-97 (82 yds.)

Kickoff returned for a touchdown

By Saints - Eric Guliford, at St. Louis Rams, 8-31-97 (102 yds.)
 By Opponent - Dexter Carter, at San Francisco, 12-1-91 (98 yds.)

Interception returned for a touchdown

By Saints - Sean Lumpkin, vs. San Francisco, 9-3-95 (47 yds.)
 By Opponent - Darryl Williams, vs. Seattle, 11-16-97 (44 yds.)

Fumble returned for a touchdown

By Saints - Mark Fields, vs. St. Louis Rams, 12-7-97 (21 yds.)
 By Opponent - Eric Jack, vs. Atlanta, 11-13-94 (27 yds.)

Fumble recovered in end zone for TD

By Saints - Steve Korte, vs. Los Angeles Rams, 12-18-83
 By Opponent - Ronnie Harrison, vs. San Diego, 9-7-97

Punt blocked

By Saints - Chris Hewitt, vs. Seattle, 11-16-97
 By Opponent - Robert Jones, vs. St. Louis Rams, 12-1-96

Punt blocked and returned for a touchdown

By Saints - Frank Warren, at San Diego, 11-17-91 (37 yds.)
 By Opponent - Mosi Tatupu, vs. New England, 11-30-86 (17 yds.)

Punt blocked and recovered in end zone for touchdown

By Saints - Tommy Myers, at Detroit, 9-25-77
 By Opponent - Roy Bennett, at San Diego, 10-9-88

Punt blocked for a safety

By Saints - Robert Massey, vs. Cleveland Browns, 10-14-90
 By Opponent - has never happened

Safety scored

By Saints - Tommie Stowers ran Harold Alexander out of end zone, vs. Atlanta, 10-24-93
 By Opponent - William Thomas tackled Mike Buck in end zone, at Philadelphia, 12-26-93

Field goal blocked

By Saints - Darren Mickell, at Carolina, 11-30-97 (26 yds.)
 By Opponent - Shane Dronett, at Atlanta, 11-23-97 (42 yds.)

Blocked field goal returned for touchdown

By Saints - Dave Waymer, at Seattle, 10-16-88 (58 yds.)
 By Opponent - Ron Fellows, at Dallas, 9-25-83 (62 yds.)

PAT kick missed

By Saints - Chip Lohmiller, vs. Miami, 10-15-95
 By Opponent - Roger Ruzek, at Philadelphia, 12-26-93

PAT kick blocked

By Saints - Jimmy Spencer and Gene Atkins, at Philadelphia, 12-26-93
By Opponent - Jackie Wallace, vs. Los Angeles Rams, 10-1-78

Two-point attempt made

By Saints - Andre Hastings pass from Heath Shuler, at St. Louis Rams, 8-31-97
By Opponent - Steve Young run, vs. San Francisco, 11-3-96

Two-point attempt failed

By Saints - Ray Zellars run attempt, at Kansas City, 12-21-97
By Opponent - Rich Gannon to Danan Hughes pass attempt, at Kansas City, 12-21-97

60 points scored in a game

By Saints - has never happened
By Opponent - 62, vs. Atlanta, 9-16-73

50 points scored in a game

By Saints - 51, 11-21-76
By Opponent - has never happened

Shutout scored in a game

By Saints - 12-0, at NY Jets, 12-24-95
By Opponent - 23-0, vs. San Francisco, 10-26-97

SAINTS LONGEST PLAYS - 1997

RUN FROM SCRIMMAGE — 74t, Mario Bates, vs. Detroit, 9/21
Opponent — 50, Fred Lane, at Carolina, 11/30

PASS PLAY — 89t, Heath Shuler to Randal Hill, at Chicago, 10/5
Opponent — 52, Jeff George to Rickey Dudley, at Oakland, 11/9

PUNT RETURN — 32, Eric Guliford, at Oakland, 11/9
Opponent — 82t, Tamarick Vanover, at Kansas City, 12/21

KICKOFF RETURN — 102t, Eric Guliford, at St. Louis, 8/31
Opponent — 59, Chuck Levy, at San Francisco, 9/14

INTERCEPTION RETURN — 39, Sammy Knight, at Oakland, 11/9
Opponent — 44t, Darryl Williams, vs. Seattle, 11/16

PUNT — 66, Mark Royals, vs. Arizona, 12/14
Opponent — 62, Jeff Feagles, vs. Arizona, 12/14

FIELD GOAL — 53, Doug Brien, (twice) at St. Louis, 8/31; vs. St. Louis, 12/7
Opponent — 55, Morten Andersen, vs. Atlanta, 10/12

SAINTS LEADERS BY YEARS

RUSHING

	Att.	Yds.	Avg.	Long	TD
1967 — Jim Taylor.....	130	390	3.0	16	2
1968 — Don McCall	155	637	4.1	48	4
1969 — Andy Livingston	181	761	4.2	18	5
1970 — Tony Baker	82	337	4.1	27	5
1971 — Jim Strong	95	404	4.3	39	3
1972 — Bob Gresham.....	120	381	3.2	23	3
1973 — Jess Phillips	198	663	3.3	20	0
1974 — Alvin Maxson	165	714	4.3	66t	2
1975 — Mike Strachan	161	668	4.1	21	2
1976 — Chuck Muncie	148	652	4.4	51	2
1977 — Chuck Muncie	201	811	4.0	36	6
1978 — Tony Galbreath.....	186	635	3.4	20	5
1979 — Chuck Muncie	238	1198	5.0	69t	11
1980 — Jimmy Rogers	80	366	4.6	24	1
1981 — George Rogers	378	1674	4.4	79t	13
1982 — George Rogers	122	535	4.4	38	3
1983 — George Rogers	256	1144	4.5	76t	5
1984 — George Rogers	239	914	3.8	28	2
1985 — Wayne Wilson	168	645	3.8	41t	1
1986 — Rueben Mayes.....	286	1353	4.7	50	8
1987 — Rueben Mayes.....	243	917	3.8	38	5
1988 — Dalton Hilliard	204	823	4.0	36	5
1989 — Dalton Hilliard	344	1262	3.7	40	13
1990 — Craig Heyward.....	129	599	4.6	47t	4
1991 — Fred McAfee	109	494	4.5	34	2
1992 — Vaughn Dunbar	154	565	3.7	25	3
1993 — Derek Brown	180	705	3.9	60	2
1994 — Mario Bates	151	579	3.8	40	6
1995 — Mario Bates	244	951	3.9	66t	7
1996 — Mario Bates	164	584	3.6	33	4
1997 — Ray Zellars.....	156	552	3.5	27	4

LONGEST RUNS

1967 — Don McCall, 48t at Washington 12-17
1968 — Don McCall, 48 vs. Washington 9-22
1969 — Tony Baker, 54 at St. Louis 11-2
1970 — Tony Baker, 27 at St. Louis 10-11
1971 — Jim Strong, 39 at San Francisco 11-14
1972 — Bill Butler, 27 at Atlanta 11-12
1973 — Archie Manning, 23 at Los Angeles 11-11
1974 — Alvin Maxson, 66t vs. St. Louis 12-8
1975 — Steve Rogers, 22 vs. Chicago 12-21
1976 — Tony Galbreath, 74t at Kansas City 9-26
1977 — Chuck Muncie, 36 vs. Los Angeles 10-30
1978 — Chuck Muncie, 28 at Atlanta 11-26
1979 — Chuck Muncie, 69t vs. Atlanta 9-2
1980 — Tony Galbreath, 26 at Los Angeles 9-2
1981 — George Rogers, 79t at Cleveland 10-18
1982 — George Rogers, 38 at San Francisco 11-28
1983 — George Rogers, 76t vs. St. Louis 9-4
1984 — Hokie Gajan, 62t at Dallas 10-21
1985 — Earl Campbell, 45 at Atlanta 12-22
1986 — Rueben Mayes, 50 vs. New England 11-30

1987 — Rueben Mayes, 38 vs. San Francisco 10-25
 1988 — Craig Heyward, 73t vs. Raiders 10-23
 1989 — Dalton Hilliard, 40 vs. Rams 11-26
 1990 — Gill Fenerty, 60t at Rams 12-9
 1991 — Dalton Hilliard, 65t at Atlanta 9-29
 1992 — Vaughn Dunbar, 25 at Atlanta 9-20
 1993 — Lorenzo Neal, 74t at Atlanta 9-12
 1994 — Mario Bates, 40 vs. Dallas 12-19
 1995 — Mario Bates, 66t at New England 12-3
 1996 — Ray Zellars, 63 vs. Chicago 10-13
 1997 — Mario Bates, 74t vs. Detroit 9-21

PASSING

	Att.	Comp.	Yards	Pct.	Long	Int	TD
1967 — Gary Cuozzo	260	134	1562	.515	49	12	7
1968 — Billy Kilmer	315	167	2060	.530	51	17	15
1969 — Billy Kilmer	360	193	2532	.536	52	17	20
1970 — Billy Kilmer	237	135	1557	.569	46	17	6
1971 — Edd Hargett	210	96	1191	.457	49	5	6
1972 — Archie Manning	448	230	2781	.513	66t	21	18
1973 — Archie Manning	267	140	1642	.524	65t	12	10
1974 — Archie Manning	261	134	1429	.513	79t	16	6
1975 — Archie Manning	338	159	1685	.470	71t	17	7
1976 — Bobby Douglass	212	103	1288	.486	74	8	4
1977 — Archie Manning	205	113	1284	.551	59t	9	8
1978 — Archie Manning	471	291	3416	.618	71t	16	17
1979 — Archie Manning	420	252	3169	.600	85	20	15
1980 — Archie Manning	509	309	3716	.607	56	20	23
1981 — Archie Manning	232	134	1447	.578	55	11	5
1982 — Ken Stabler	189	117	1343	.619	48	10	6
1983 — Ken Stabler	311	176	1988	.566	48	18	9
1984 — Richard Todd	312	161	2178	.516	74	19	11
1985 — Dave Wilson	293	145	1843	.495	50	15	11
1986 — Dave Wilson	342	189	2353	.553	63t	12	7
1987 — Bobby Hebert	294	164	2119	.558	67	9	15
1988 — Bobby Hebert	478	280	3156	.586	40t	15	20
1989 — Bobby Hebert	353	222	2686	.629	54t	15	15
1990 — Steve Walsh	327	175	1970	.535	58	13	12
1991 — Bobby Hebert	248	149	1676	.601	65t	8	9
Steve Walsh	255	141	1638	.553	41	6	11
1992 — Bobby Hebert	422	249	3287	.590	72t	16	19
1993 — Wade Wilson	388	221	2457	.570	42t	15	12
1994 — Jim Everett	540	346	3855	.641	78t	18	22
1995 — Jim Everett	567	345	3970	.608	70t	14	26
1996 — Jim Everett	464	267	3117	.575	51	16	12
1997 — Heath Shuler	203	106	1288	.522	89t	14	2
Billy Joe Hobert	131	61	891	.462	49	10	6

LONGEST COMPLETION

1967 — 96, Billy Kilmer to Walter Roberts at Philadelphia 11-19
 1968 — 51, Billy Kilmer to Jim Hester vs. Pittsburgh 12-15
 1969 — 70, Jim Ninowski to Don Shy at Los Angeles 10-5
 1970 — 49, Edd Hargett to Bob Shaw at Cincinnati 11-29
 1971 — 63, Archie Manning to Danny Abramowicz at Houston 10-3

1972 — 66t, Archie Manning to Dave Parks at N.Y. Giants 10-8
 1973 — 65t, Archie Manning to Jubilee Dunbar at Los Angeles 11-11
 1974 — 79t, Archie Manning to Bob Newland vs. Los Angeles 11-17
 1975 — 71t, Archie Manning to Larry Burton vs. Atlanta 11-2
 1976 — 74, Bobby Douglass to Tinker Owens vs. San Francisco 12-12
 1977 — 59t, Archie Manning to Henry Childs vs. Green Bay 9-18
 1978 — 71t, Archie Manning to Larry Hardy at Atlanta 11-26
 1979 — 85, Archie Manning to Wes Chandler at San Francisco 9-23
 1980 — 56, Archie Manning to Brooks Williams vs. Atlanta 10-19
 1981 — 55, Archie Manning to Wayne Wilson at Cleveland 10-18
 1982 — 48, Ken Stabler to Aundra Thompson at Chicago 9-19
 1983 — 48, Ken Stabler to Kenny Duckett at Los Angeles 9-11
 1984 — 74, Richard Todd to Tyrone Young at Chicago 10-7
 1985 — 76t, Bobby Hebert to Eugene Goodlow vs. San Francisco 12-15
 1986 — 84, Bobby Hebert to Eric Martin vs. Green Bay 9-14
 1987 — 82t, John Fourcade to Make Waters vs. Los Angeles 10-4
 1988 — 40, Bobby Hebert to John Tice vs. Dallas 10-3
 40t, Bobby Hebert to Eric Martin vs. Denver 11-20
 1989 — 54t, Bobby Hebert to Floyd Turner at Rams 10-22
 54t, John Fourcade to Dalton Hilliard at Buffalo 12-10
 1990 — 68t, John Fourcade to Floyd Turner at Atlanta, 10-7
 1991 — 65t, Bobby Hebert to Floyd Turner vs. Chicago, 10-27
 1992 — 72t, Bobby Hebert to Wesley Carroll vs. Chicago, 9-13
 1993 — 63t, Mike Buck to Quinn Early at Pittsburgh, 10-17
 1994 — 78t, Jim Everett to Michael Haynes at Atlanta, 12-11
 1995 — 70t, Jim Everett to Quinn Early vs. Atlanta, 9-17
 1996 — 57t, Doug Nussmeier to Terry Guess vs. Atlanta, 12-8
 1997 — 89t, Heath Shuler to Randal Hill at Chicago, 10-5

RECEIVING

	No.	Yds.	Avg.	Long	TD
1967 — Danny Abramowicz	50	721	14.4	80	6
1968 — Danny Abramowicz	54	890	16.4	47	7
1969 — Danny Abramowicz	73	1051	13.9	49	7
1970 — Danny Abramowicz	55	906	16.5	48	5
1971 — Danny Abramowicz	37	657	17.8	63	5
1972 — Bob Newland	47	579	12.3	42	2
1973 — John Beasley	31	280	9.0	22	1
1974 — Alvin Maxson	42	294	7.0	22	1
1975 — Alvin Maxson	41	234	5.7	33	0
1976 — Tony Galbreath	54	420	7.8	35	1
1977 — Tony Galbreath	41	265	6.5	30	0
1978 — Tony Galbreath	74	582	7.9	35	2
1979 — Wes Chandler	65	1069	16.4	85	6
1980 — Wes Chandler	65	975	15.0	50	6
1981 — Jack Holmes	38	206	5.4	19	0
1982 — Jeff Groth	30	383	12.8	39	1
1983 — Jeff Groth	49	585	11.9	42	1
1984 — Hokie Gajan	35	288	8.2	51	2
1985 — Hokie Brenner	42	652	15.5	30	3
1986 — Mike Jones	48	625	13.0	45	3
1987 — Eric Martin	44	778	17.7	67	7
1988 — Eric Martin	85	1083	12.7	40t	7
1989 — Eric Martin	68	1090	16.0	53t	8
1990 — Eric Martin	63	912	14.5	58	5

1991 — Eric Martin	66	803	12.2	30	4
Floyd Turner	64	927	14.5	65t	8
1992 — Eric Martin	68	1041	15.3	52t	5
1993 — Eric Martin	66	950	14.4	54t	3
1994 — Quinn Early	82	894	10.9	33	4
Michael Haynes.....	77	985	12.8	78t	5
1995 — Quinn Early	81	1087	13.4	70t	8
1996 — Torrance Small.....	50	558	11.2	41	2
Michael Haynes.....	44	786	17.9	51	4
1997 — Randal Hill	55	761	13.8	89t	2
Andre Hastings	48	722	15.0	39	5

HIGHEST AVERAGE GAIN (Per Reception)

1967 — 22.6, Walt Roberts (17 for 834, 3 TDs)
1968 — 17.6, Jim Hester (17 for 300, 2 TDs)
1969 — 16.2, Al Dodd (37 for 600, 1 TD)
1970 — 17.3, Al Dodd (28 for 484, 1 TD)
17.2, Dave Parks (26 for 447, 2 TDs)
1971 — 19.9, Al Dodd (15 for 298, 0 TD)
1972 — 17.6, Danny Abramowicz (38 for 668, 7 TDs)
1973 — 19.4, Jubilee Dunbar (23 for 447, 4 TDs)
1974 — 18.1, Bob Newland (27 for 490, 2 TDs)
1975 — 19.1, Larry Burton (16 for 305, 2 TDs)
1976 — 20.1, Tinker Owens (12 for 241, 1 TD)
1977 — 18.9, Don Herrmann (31 for 586, 0 TD)
1978 — 16.4, Henry Childs (53 for 869, 4 TDs)
1979 — 16.6, Henry Childs (51 for 846, 5 TDs)
1980 — 18.7, Ike Harris (37 for 692, 6 TDs)
1981 — 19.0, Jeff Groth (20 for 380, 1 TD)
1982 — 17.5, Rich Mauti (4 for 70, 0 TD)
17.3, Aundra Thompson (8 for 138, 1 TD)
1983 — 14.9, Kenny Duckett (19 for 283, 2 TDs)
1984 — 20.6, Tyrone Young (29 for 597, 3 TDs)
1985 — 18.8, Eugene Goodlow (32 for 603, 3 TDs)
1986 — 18.2, Eric Martin (37 for 675, 5 TDs)
1987 — 17.7, Eric Martin (44 for 778, 7 TDs)
1988 — 13.4, Brett Perriman (16 for 215, 2 TDs)
1989 — 17.8, Brett Perriman (20 for 356, 0 TDs)
1990 — 18.9, Floyd Turner (21 for 396, 4 TDs)
1991 — 16.9, Quinn Early (32 for 541, 2 TDs)
1992 — 18.9, Quinn Early (30 for 566, 5 TDs)
1993 — 15.5, Hoby Brenner (11 for 171, 1 TD)
1994 — 14.7, Torrance Small (49 for 719, 5 TDs)
1995 — 14.6, Michael Haynes (41 for 597, 4 TDs)
1996 — 25.3, Mercury Hayes (4 for 101, 0 TDs)
1997 — 24.5, Keith Poole (4 for 98, 2 TDs)

INTERCEPTIONS

	No.	Yds.	Avg.	Long	TD
1967 — Dave Whitsell	10	178	17.8	41t	2
1968 — Dave Whitsell	6	50	8.3	32	0
1969 — Elijah Nevett	3	20	6.6	20	0
1970 — Hugo Hollas	5	79	15.8	29	0
1971 — Delles Howell	5	56	11.2	25	0

1972 — Bivian Lee	4	65	16.3	32	0
1973 — Ernie Jackson.....	3	40	13.3	23	0
Tommy Myers	3	33	11.0	20	0
Jim Merlo	3	25	8.3	16	0
Bivian Lee	3	23	7.7	12	0
1974 — Ernie Jackson.....	4	53	13.3	28	0
Terry Schmidt.....	4	27	6.8	24	1
1975 — Tommy Myers.....	5	83	16.6	29	0
1976 — Jim Merlo	4	142	35.5	83t	2
1977 — Chuck Crist.....	4	6	1.5	2	0
1978 — Tommy Myers.....	6	167	27.8	97t	1
1979 — Tommy Myers.....	7	127	18.1	52	1
1980 — Tommy Myers.....	5	96	19.2	48	0
1981 — Dave Waymer.....	4	54	13.5	31	0
1982 — Russell Gary.....	2	25	12.5	19	0
Dennis Winston	2	-2	-1.0	0	0
1983 — Johnnie Poe	7	146	20.9	31t	1
1984 — Dave Waymer.....	4	9	2.3	9	0
1985 — Dave Waymer.....	6	49	8.2	28	0
1986 — Dave Waymer.....	9	48	5.3	17	0
1987 — Dave Waymer.....	5	78	15.6	35	0
Reggie Sutton	5	68	13.6	26	0
1988 — Gene Atkins	4	42	10.5	40	0
1989 — Dave Waymer.....	6	66	11.0	42	0
1990 — Brett Maxie	2	88	44.0	50t	1
Toi Cook.....	2	55	27.5	50	0
Gene Atkins	2	15	7.5	15	0
Bennie Thompson	2	0	0.0	0	0
1991 — Gene Atkins	5	198	39.6	79	0
Vince Buck.....	5	12	2.4	12	0
1992 — Toi Cook	6	90	15.0	48t	1
1993 — Gene Atkins	3	59	19.7	37	0
1994 — Jimmy Spencer	5	24	4.8	11	0
1995 — Jimmy Spencer	4	11	2.8	9	0
1996 — Anthony Newman.....	3	40	13.3	21	0
Greg Jackson	3	24	8.0	10	0
1997 — Sammy Knight	5	75	15.0	39	0

QUARTERBACK SACKS

	No.	Yds.
1982 — Bruce Clark, DE.....	5.5	51
1983 — Rickey Jackson, LB	12	81.5
1984 — Rickey Jackson, LB	12	95
1985 — Rickey Jackson, LB.....	11	89
1986 — James Geathers, DE	9	73
Rickey Jackson, LB	9	71
1987 — Pat Swilling, LB	10.5	87
1988 — Rickey Jackson, LB	7	66
Pat Swilling, LB	7	65
1989 — Pat Swilling, LB	16.5	164
1990 — Pat Swilling, LB	11.0	68
1991 — Pat Swilling, LB	17.0	139
1992 — Wayne Martin, DE	15.5	102
1993 — Renaldo Turnbull, LB.....	13.0	73
1994 — Darion Conner, LB	10.5	66

Wayne Martin, DE	10.0	59
1995 — Wayne Martin, DT	13.0	89
1996 — Wayne Martin, DT	11.0	84.5
1997 — Wayne Martin, DT	10.5	60

SCORING

	TD	FG	PAT	Points
1967 — Charlie Durkee	-	14-32	27-27	69
1968 — Charlie Durkee	-	19-37	27-27	84
1969 — Tom Dempsey	-	22-41	33-35	99
1970 — Tom Dempsey	-	18-34	16-17	70
1971 — Charlie Durkee	-	16-23	24-25	72
1972 — Danny Abramowicz	7			42
1973 — Bill McClard	-	13-24	9-9	48
1974 — Bill McClard	-	9-16	19-20	46
1975 — Rich Szaro	-	10-16	16-17	46
1976 — Rich Szaro	-	18-23	25-29	79
1977 — Henry Childs	9			54
1978 — Tony Galbreath	7			42
Chuck Muncie	7			42
1979 — Garo Yepremian	-	12-16	39-40	75
1980 — Benny Ricardo	-	10-17	31-34	61
1981 — George Rogers	13			78
1982 — Wayne Wilson	5			30
1983 — Morten Andersen	-	18-24	37-38	91
1984 — Morten Andersen	-	20-27	34-34	94
1985 — Morten Andersen	-	31-35	27-29	120
1986 — Morten Andersen	-	26-30	30-30	108
1987 — Morten Andersen	-	28-36	37-37	121
1988 — Morten Andersen	-	26-36	32-33	110
1989 — Dalton Hilliard	18			108
Morten Andersen	-	20-29	44-45	104
1990 — Morten Andersen	-	21-27	29-29	92
1991 — Morten Andersen	-	25-32	38-38	113
1992 — Morten Andersen	-	29-34	33-34	120
1993 — Morten Andersen	-	28-35	33-33	117
1994 — Morten Andersen	-	28-39	32-32	116
1995 — Doug Brien	-	12-17	16-16	52
1996 — Doug Brien	-	21-25	18-18	81
1997 — Doug Brien	-	23-27	22-22	91

PUNT RETURNS

	No.	Yds.	Avg.	Long	TD
1967 — Walter Roberts	11	50	4.5	11	0
1968 — John Gilliam	15	60	4.0	21	0
1969 — Al Dodd	15	106	7.1	21	0
1970 — Al Dodd	14	129	9.2	41	0
1971 — Al Dodd	13	88	6.8	14	0
1972 — Tommy Myers	9	43	4.8	10	0
1973 — Howard Stevens	17	171	10.1	37	0
1974 — Howard Stevens	37	376	10.2	40	0
1975 — Gil Chapman	17	20	12.2	42	0
1976 — Pete Athas	35	332	9.5	67	0
1977 — Rich Mauti	38	281	7.4	33	0

1978 — Wes Chandler	34	233	6.9	32	0
1979 — Rich Mauti	27	218	8.1	23	0
1980 — Rich Mauti	11	111	10.1	18	0
1981 — Jeff Groth	37	436	11.8	36	0
1982 — Jeff Groth	21	144	6.9	18	0
1983 — Jeff Groth	39	275	7.1	38	0
1984 — Jitter Fields	27	236	8.7	61	0
1985 — Willie Tullis	17	141	8.3	17	0
1986 — Eric Martin	24	227	9.5	39	0
1987 — Mel Gray	24	352	14.7	80	0
1988 — Mel Gray	25	305	12.2	66t	1
1989 — Rod Harris	27	196	7.3	20	0
1990 — Vince Buck	37	305	8.2	33	0
1991 — Vince Buck	31	260	8.4	52	0
1992 — Patrick Newman	23	158	6.9	18	0
1993 — Tyrone Hughes	37	503	13.6	83t	2
1994 — Tyrone Hughes	21	143	6.8	35	0
1995 — Tyrone Hughes	28	262	9.4	74	0
1996 — Tyrone Hughes	30	152	5.1	16	0
1997 — Eric Guliford	47	498	10.6	32	0

KICKOFF RETURNS

	No.	Yds.	Avg.	Long	TD
1967 — Walter Roberts	28	737	26.3	91t	1
1968 — Gene Howard	23	533	23.2	36	0
1969 — Don Shy	16	447	27.9	57	0
1970 — Al Dodd	15	319	21.3	32	0
1971 — Virgil Robinson	19	443	23.3	51	0
1972 — Margene Adkins	43	1020	23.7	61	0
1973 — Howard Stevens	26	590	22.7	48	0
1974 — Howard Stevens	33	749	22.7	41	0
1975 — Gil Chapman	28	614	21.9	36	0
1976 — Tony Galbreath	20	399	19.9	32	0
1977 — Clarence Chapman	15	385	25.7	92t	1
1978 — Wes Chandler	32	760	23.8	38	0
1979 — Rich Mauti	36	801	22.2	39	0
1980 — Jimmy Rogers	41	930	22.9	88	0
1981 — Wayne Wilson	31	722	23.3	57	0
1982 — Aundra Thompson	10	211	21.1	35	0
1983 — Kenny Duckett	33	719	21.8	61	0
1984 — Tyrone Anthony	22	490	22.3	64	0
1985 — Willie Tullis	23	480	20.9	62	0
1986 — Mel Gray	31	866	27.9	101t	1
1987 — Dalton Hilliard	10	248	24.8	74	0
1988 — Gene Atkins	20	424	21.2	57	0
Mel Gray	32	670	20.9	39	0
1989 — Bobby Morse	10	278	27.8	99t	1
Gene Atkins	12	245	20.4	32	0
1990 — Gene Atkins	19	471	24.8	50	0
Gill Fenerty	28	572	20.4	58	0
1991 — Gene Atkins	20	368	18.4	27	0
1992 — Fred McAfee	19	393	20.7	38	0
1993 — Tyrone Hughes	30	753	25.1	99t	1
1994 — Tyrone Hughes	63	1556	24.7	98t	2
1995 — Tyrone Hughes	66	1617	24.5	83	0

1996 — Tyrone Hughes	70	1791	25.6	58	0
1997 — Eric Guliford	43	1128	26.2	102t	1

PUNTING

	No.	Yds.	Avg.	Long
1967 — Tom McNeill	74	3174	42.9	66
1968 — Tom McNeill	49	2009	41.0	58
1969 — Ollie Cordill	42	1719	40.9	58
1970 — Julian Fagan	77	3269	42.5	64
1971 — Julian Fagan	77	3188	41.4	64
1972 — Julian Fagan	71	2899	40.8	71
1973 — Steve O'Neal	81	3375	41.7	71
1974 — Tom Blanchard	88	3705	42.1	71
1975 — Tom Blanchard	92	3776	41.0	61
1976 — Tom Blanchard	101	3974	39.3	63
1977 — Tom Blanchard	82	3474	42.4	66
1978 — Tom Blanchard	84	3532	42.0	61
1979 — Rick Partridge	57	2330	40.9	61
1980 — Russell Erxleben	89	3499	39.2	57
1981 — Russell Erxleben	66	2672	40.5	60
1982 — Russell Erxleben	46	1976	43.0	60
1983 — Russell Erxleben	74	3034	41.0	60
1984 — Brian Hansen	69	3020	43.8	66
1985 — Brian Hansen	69	3763	42.3	58
1986 — Brian Hansen	81	3456	42.7	66
1987 — Brian Hansen	52	2104	40.5	60
1988 — Brian Hansen	72	2913	40.5	64
1989 — Tommy Barnhardt	55	2179	39.6	56
1990 — Tommy Barnhardt	70	2990	42.7	65
1991 — Tommy Barnhardt	86	3743	43.5	61
1992 — Tommy Barnhardt	67	2947	44.0	62
1993 — Tommy Barnhardt	77	3356	43.6	58
1994 — Tommy Barnhardt	67	2920	43.6	57
1995 — Klaus Wilmsmeyer	73	2965	40.6	53
1996 — Klaus Wilmsmeyer	87	3551	40.8	63
1997 — Mark Royals	88	4038	45.9	66

FIELD GOALS

	TD	FG	PAT	Points
1967 — Charlie Durkee	-	14-32	27-27	69
1968 — Charlie Durkee	-	19-37	27-27	84
1969 — Tom Dempsey	-	22-41	33-35	99
1970 — Tom Dempsey	-	18-34	16-17	70
1971 — Charlie Durkee	-	16-23	24-25	72
1972 — Happy Feller	-	6-11	10-12	28
Charlie Durkee	-	3-9	9-9	18
Toni Linhart	-	2-5	5-5	11
1973 — Bill McClard	-	13-24	9-9	48
1974 — Bill McClard	-	9-16	19-20	46
1975 — Rich Szaro	-	10-16	16-17	46
1976 — Rich Szaro	-	18-23	25-29	79
1977 — Rich Szaro	-	5-13	29-31	44
1978 — Steve Mike-Mayer	-	6-13	18-18	36
Rich Szaro	-	4-6	9-9	21

John Leyboldt	2-3	4-5	10
Tom Jurich	0-3	2-2	2
1979 — Garo Yepremian	12-16	39-40	75
1980 — Benny Ricardo	10-17	31-34	61
1981 — Benny Ricardo	13-25	24-24	63
1982 — Toni Fritsch	4-7	8-9	20
Morten Andersen	2-5	6-6	12
Russell Erxleben	-	1-1	1
1983 — Morten Andersen	18-24	37-38	91
1984 — Morten Andersen	20-27	34-34	94
1985 — Morten Andersen	31-35	27-29	120
1986 — Morten Andersen	26-30	30-30	108
1987 — Morten Andersen	28-36	37-37	121
1988 — Morten Andersen	26-36	32-33	110
1989 — Morten Andersen	20-29	44-45	104
1990 — Morten Andersen	21-27	29-29	92
1991 — Morten Andersen	25-32	38-38	113
1992 — Morten Andersen	29-34	33-34	120
1993 — Morten Andersen	28-35	33-33	117
1994 — Morten Andersen	28-39	32-32	116
1995 — Doug Brien	12-17	16-16	52
1996 — Doug Brien	21-25	18-18	81
1997 — Doug Brien	23-27	22-22	91

NEW ORLEANS SAINTS IN OVERTIME GAMES (3-7)

- Nov. 13, 1977 — San Francisco 10, New Orleans 7, at Superdome
(Ray Wersching 33-yard FG)
- Sep. 2, 1979 — Atlanta 40, New Orleans 34, at Superdome
(James Mayberry 6-yard INT ret.)
- Dec. 7, 1980 — San Francisco 38, New Orleans 35, at Candlestick Park
(Ray Wersching 36-yard FG)
- Sep. 18, 1983 — New Orleans 34, Chicago 31, at Superdome
(Morten Andersen 41-yard FG)
- Dec. 11, 1983 — New Orleans 20, Philadelphia 17, at Veterans Stadium
(Morten Andersen 50-yard FG)
- Oct. 21, 1984 — Dallas 30, New Orleans 27, at Texas Stadium
(Rafael Septien 41-yard FG)
- Nov. 26, 1989 — L.A. Rams 20, New Orleans 17, at Superdome
(Mike Lansford 31-yard FG)
- Nov. 24, 1991 — Atlanta 23, New Orleans 20, at Superdome
(Norm Johnson 50-yard FG)
- Sep. 17, 1995 — Atlanta 27, New Orleans 24, at Superdome
(Morten Andersen 21-yard FG)
- Nov. 16, 1997 — New Orleans 20, Seattle 17, at Superdome
(Doug Brien 38-yard FG)



SAINTS ALL-TIME LEADERS

RUSHING

	Att.	Yds.	Avg.	Long	TD
1. George Rogers (1981-84)	995	4,267	4.3	79t	23
2. Dalton Hilliard (1986-93)	1126	4,164	3.7	65t	39
3. Rueben Mayes (1986-88, 1990)	837	3,408	4.1	50	23
4. Chuck Muncie (1976-80)	787	3,386	4.3	69t	28
5. Tony Galbreath (1976-80)	760	2,865	3.8	74t	27
6. Mario Bates (1994-97)	678	2,554	3.8	74t	21
7. Wayne Wilson (1979-86)	658	2,462	3.7	41t	16
8. Archie Manning (1971-75, 77-82)	358	2,058	5.7	27	18
9. Mike Strachan (1975-80)	471	1,899	4.0	31	14
10. Craig Heyward (1988-92)	432	1,813	4.2	73t	13
11. Derek Brown (1993-97)	388	1,383	3.6	60	6
12. Hokie Gajan (1982-85)	252	1,358	5.4	62t	11

PASSING

	Att.	Comp.	Yds.	Pct.	TD	Int.
1. Archie Manning (1971-75, 77-82)	3,335	1,849	21,734	55.4	115	156
2. Bobby Hebert (1985-89, 91-92)	2,055	1,202	14,630	58.5	85	75
3. Jim Everett (1994-96)	1,571	958	10,622	61.0	60	48
4. Billy Kilmer (1967-70)	1,116	592	7,490	53.0	47	62
5. Dave Wilson (1981, 83-88)	1,038	551	6,987	53.1	36	55
6. Steve Walsh (1990-93)	620	336	3,879	54.2	25	22
7. Ken Stabler (1983-84)	570	326	3,670	57.2	17	33
8. Bobby Scott (1973-82)	500	237	2,781	47.4	15	29

RECEIVING

	No.	Yds.	Avg.	Long	TD
1. Eric Martin (1985-93)	532	7,854	14.8	84	48
2. Danny Abramowicz (1967-73)	309	4,875	15.7	80t	37
3. Tony Galbreath (1976-80)	284	2,221	7.8	38	6
4. Quinn Early (1991-95)	270	3,758	13.9	70t	25
5. Hoby Brenner (1981-93)	267	3,849	14.4	57	21
6. Dalton Hilliard (1986-93)	249	2,233	9.0	54t	14
7. Henry Childs (1974-80)	207	3,220	15.6	59t	27
8. Wes Chandler (1978-81)	182	2,801	15.4	85t	15
9. Wayne Wilson (1979-86)	179	1,517	8.5	55	14
10. Torrance Small (1992-96)	176	2,180	12.4	75t	16
11. Michael Haynes (1994-96)	162	2,368	14.6	78t	13
12. John Tice (1983-92)	158	1,603	10.1	40	15
13. Dave Parks (1968-72)	149	2,264	15.2	66	16
14. Jeff Groth (1981-85)	147	2,073	14.1	56t	5
15. Lonzell Hill (1987-90)	136	1,696	12.5	46	13

SCORING

	TD	PAT	FG	Total
1. Morten Andersen (1982-94)	-	412	302	1318
2. Dalton Hilliard (1986-93)	53	-	-	318
3. Eric Martin (1985-93)	48	-	-	288
4. Charlie Durkee (1967-68, 71-72)	-	87	52	243
5. Doug Brien (1995-97)	-	56	56	224
6. Danny Abramowicz (1967-73)	37	-	-	222
7. Tony Galbreath (1976-80)	33	1	2	205
8. Rich Szaro (1975-78)	-	79	37	190
9. Wayne Wilson (1979-86)	30	-	-	180
10. Chuck Muncie (1976-80)	29	-	-	174
11. Tom Dempsey (1969-70)	-	49	40	169
12. Henry Childs (1974-80)	28	-	-	168



13. Quinn Early (1991-95)	25	-	-	150
14. George Rogers (1981-84)	23	-	-	138
Rueben Mayes (1986-88, 1990)	23	-	-	138

PUNTING

	No.	Avg.	Long
1. Mark Royals (1997)	88	45.9	66
2. Tommy Barnhardt (1987, 1989-94)	433	43.0	65
3. Tom McNeill (1967-69)	130	42.3	81
4. Brian Hansen (1984-88)	363	42.0	66
5. Steve O'Neal (1973)	81	41.7	71
6. Julian Fagan (1970-72)	225	41.6	71
7. Tom Blanchard (1974-78)	447	41.3	71
8. Rick Partridge (1979)	57	40.9	61
9. Ollie Cordill (1969)	42	40.9	58
10. Klaus Wilmsmeyer (1995-96)	160	40.7	63

INTERCEPTIONS

	No.	Yds.	Avg.	Long	TD
1. Dave Waymer (1980-89)	37	395	10.7	44	0
2. Tommy Myers (1972-81)	36	621	17.3	97t	2
3. Gene Atkins (1987-93)	21	324	15.4	79	0
4. Dave Whitsell (1967-69)	19	242	12.7	41	2
5. Johnnie Poe (1981-87)	17	269	15.8	40t	2
6. Tol Cook (1987-93)	16	280	17.5	63t	2
Brett Maxie (1985-93)	16	232	14.5	50t	3
8. Ernie Jackson (1972-77)	15	187	12.5	46	0
9. Frank Wattelet (1981-87)	12	135	11.3	35t	1
10. Hugo Hollas (1970-72)	11	149	13.5	29	0

MOST QUARTERBACK SACKS

	No.	Yds
1. Rickey Jackson (1981-93)	123	873
2. Pat Swilling (1986-92)	76.5	629.5
3. Wayne Martin (1989-97)	75	499
4. Frank Warren (1981-89, 91-94)	57	362
5. Jim Wilks (1981-93)	49	354
6. Renaldo Turnbull (1990-96)	44.5	255.5
7. Elois Grooms (1975-81)	43	-
8. Derland Moore (1973-85)	40.5	301
9. Bruce Clark (1982-88)	39.5	284
10. Bob Pollard (1971-77)	37	-

PUNT RETURNS

	No.	Yds.	Avg.	Long	TD
1. Mel Gray (1986-88)	49	657	13.4	80	1
2. Eric Guliford (1997)	47	498	10.6	32	0
3. Howard Stevens (1973-74)	54	547	10.1	40	0
4. Pete Athas (1976)	35	332	9.5	67	0
5. Tyrone Hughes (1993-96)	116	1,060	9.1	83t	2
6. Jitter Fields (1984)	27	236	8.7	61	0
7. Jeff Groth (1981-85)	104	887	8.5	36	0

KICKOFF RETURNS

	No.	Yds.	Avg.	Long	TD
1. Walt Roberts (1967)	28	737	26.3	91t	1
2. Eric Guliford (1997)	43	1,128	26.2	102t	1
2. John Gilliam (1967-68, 77)	31	809	26.1	94t	1
3. Tyrone Hughes (1993-96)	229	5,717	25.0	99t	3
4. Gene Howard (1968-69)	32	760	23.8	86	0

5. Margene Adkins (1972)	43	1,020	23.7	61	0
6. Mel Gray (1986-88)	94	2,192	23.3	101t	1
7. Wes Chandler (1978-81)	39	896	23.0	38	0
8. Rich Mauti (1977-80, 82-83)	124	2,836	22.9	52	0
9. Wayne Wilson (1979-86)	69	1,583	22.9	75	0

FIELD GOALS

	Att.	Made	Pct.	Long
1. Morten Andersen (1982-94)	389	302	.776	60
2. Doug Brien (1995-97)	69	56	.811	54
3. Charlie Durkee (1967-68, 71-72)	101	52	.515	47
4. Tom Dempsey (1969-70)	75	40	.533	63
5. Rich Szaro (1975-78)	58	37	.638	50
6. Benny Ricardo (1980-81)	42	23	.548	47
7. Bill McClard (1973-75)	45	23	.511	47
8. Garo Yepremian (1979)	16	12	.750	44
9. Happy Feller (1972-73)	23	10	.435	46

100 GAMES PLAYED CLUB

(With Saints Only)

	No.
1. Morten Andersen (1982-94)	196
2. Rickey Jackson (1981-93)	195
3. Frank Warren (1981-89, 91-94)	189
4. Stan Brock (1980-92)	186
5. Jim Wilks (1981-93)	183
6. Hoby Brenner (1981-93)	175
7. Derland Moore (1973-85)	169
8. Jim Dombrowski (1986-96)	151
9. Dave Waymer (1980-89)	149
10. Eric Martin (1985-93)	143
11. Joel Hilgenberg (1984-93)	142
12. Wayne Martin (1989-97)	139
13. John Hill (1975-84)	137
Archie Manning (1971-82)	137
15. John Tice (1983-92)	134
16. Sam Mills (1986-94)	133
17. Joe Federspiel (1972-80)	130
18. Vaughan Johnson (1986-93)	120
19. Tommy Myers (1972-81)	119
20. Brett Maxie (1985-93)	118
21. Dave Lafary (1977-85)	109
22. Dalton Hilliard (1986-93)	108
23. Pat Swilling (1986-92)	107
Gene Atkins (1987-93)	107
25. Renaldo Turnbull (1990-96)	104
26. Bruce Clark (1982-88)	102
27. Larry Hardy (1978-85)	101
Toi Cook (1987-93)	101

SAINTS BIG DAYS

100 YARDS RUSHING

Yds.	Att.	Player	Opponent	Date
206	24	George Rogers	St. Louis	9- 4-83
203	28	Rueben Mayes	Miami	12- 7-86
174	20	Ray Zellars	Chicago	10-13-96
172	24	Rueben Mayes	Tampa Bay	10-19-86
166	33	George Rogers	Dallas	12-19-82
162	29	George Rogers	Los Angeles Rams	9-13-81
162	29	Mario Bates	Detroit	9-21-97
161	22	Chuck Muncie	Atlanta	9- 2-79
161	24	George Rogers	@ Los Angeles Rams	11- 8-81
160	34	Wayne Wilson	Miami	10- 2-83
160	35	Earl Campbell	@ Minnesota	11-24-85
158	29	Dalton Hilliard	@ Atlanta	11-19-89
157	33	Rueben Mayes	New England	11-30-86
155	20	Craig Heyward	Tampa Bay	11-11-90
148	22	Alvin Maxson	St. Louis	12- 8-74
147	24	Rueben Mayes	Cleveland	9-13-87
146 *	14	Tony Galbreath	@ Kansas City	9-26-76
144	29	Rueben Mayes	San Francisco	10-25-87
142	27	Andy Livingston	Washington	9-21-69
142	28	George Rogers	@ Houston	11-22-81
141	22	Mario Bates	Atlanta	11-13-94
138	33	Wayne Wilson	@ Chicago	9-19-82
138	28	Fred McAfee	Atlanta	11-24-91
137	20	George Rogers	Atlanta	11- 6-83
134	17	George Rogers	Philadelphia	10-11-81
131	25	Rueben Mayes	@ St. Louis	11-16-86
129	32	Mario Bates	@ N.Y. Giants	12-15-96
128	28	Rueben Mayes	San Francisco	11- 2-86
128	21	Chuck Muncie	Oakland	12- 3-79
127	16	Don McCall	Washington	9-22-68
127	25	Dalton Hilliard	Atlanta	12-18-88
126 *	25	Chuck Muncie	@ Kansas City	9-26-76
125	25	Derek Brown	Detroit	9-19-93
124	32	George Rogers	Los Angeles	12-18-83
123	33	George Rogers	Kansas City	11-21-82
123	15	Mario Bates	@ New England	12- 3-95
122	18	George Rogers	@ Cleveland	10-18-81
122 *	19	Craig Heyward	@ Cincinnati	11- 4-90
120	23	George Rogers	Tampa Bay	11-29-81
117	18	Chuck Muncie	San Francisco	11-11-79
115	25	George Rogers	@ San Francisco	9-27-81
115	25	Rueben Mayes	Denver	11-20-88
115 *	30	Rueben Mayes	@ Cincinnati	11- 4-90
114	21	George Rogers	@ Buffalo	10-30-83
114	15	Jimmy Rogers	@ Washington	10-26-80
113	26	Bob Gresham	@ Green Bay	11-28-71
113	31	George Rogers	Cincinnati	10-25-81
113	11	Hokie Gajan	N.Y. Jets	11-21-83
112	19	Rueben Mayes	@ Atlanta	11- 1-87
112	24	Dalton Hilliard	L.A. Rams	11-26-89
110	14	Tony Baker	@ St. Louis	11- 2-69
109	15	Chuck Muncie	Los Angeles	11-28-76
109	27	Mike Strachan	Atlanta	11- 2-75
109	11	Craig Heyward	L.A. Raiders	10-23-88

108	22	Rueben Mayes	@	Indianapolis	10-12-86
108	24	Wayne Wilson	@	San Francisco	9-29-85
108	31	Wayne Wilson	@	Dallas	9-25-83
107	20	Chuck Muncie		N.Y. Jets	12-4-77
107	30	George Rogers		San Francisco	12-20-81
106	28	Dalton Hilliard	@	New England	11-12-89
106	20	Gill Fenerty		Minnesota	9-22-91
106	21	Derek Brown		Green Bay	11-14-93
106	26	Mario Bates	@	San Francisco	10-29-95
106	22	Mario Bates		St. Louis	11-5-95
105	24	Mike Strachan		Green Bay	10-12-75
104	10	Gill Fenerty	@	Rams	12-9-90
103	18	Wayne Wilson	@	Atlanta	10-9-83
102	13	Chuck Muncie	@	St. Louis	10-23-77
102	20	George Rogers		Atlanta	9-2-84
100	20	Tony Galbreath		Los Angeles	10-30-77

250 YARDS PASSING

Yds.	Player	Att.	Comp.	Opponent	Date
377	Archie Manning	38	24	@ San Francisco	12-7-80
376	Jim Everett	46	31	Washington	9-11-94
370	Jim Everett	43	29	Atlanta	9-17-95
364	Jim Everett	45	29	Green Bay	12-16-95
355	Archie Manning	28	20	@ San Francisco	9-23-79
355	Bobby Hebert	26	19	@ Phoenix	10-18-92
345	Billy Kilmer	32	22	@ St. Louis	11-2-69
344	Archie Manning	32	22	@ Pittsburgh	11-5-78
343	Jim Everett	27	23	@ Denver	12-24-94
341	Wade Wilson	34	22	@ Atlanta	9-12-93
335	Jim Everett	37	25	@ Minnesota	11-19-95
333	Ken Stabler	43	29	Tampa Bay	12-5-82
325	Dave Wilson	32	20	Cincinnati	12-9-84
326	Jim Everett	37	26	Kansas City	9-4-94
323	Archie Manning	32	23	Atlanta	10-19-80
320	Bobby Hebert	39	28	Raiders	12-16-91
317	Steve Walsh	42	25	@ San Francisco	12-1-91
314	Archie Manning	40	25	San Francisco	9-7-80
314	Archie Manning	36	25	@ Detroit	10-12-80
308	Bobby Hebert	49	31	San Francisco	10-8-89
306	Archie Manning	40	25	Philadelphia	11-9-80
303	Archie Manning	53	33	@ Green Bay	9-10-78
302	John Fourcade	27	15	@ Buffalo	12-10-89
301	Archie Manning	39	24	New England	12-21-80
301	Bobby Hebert	35	22	@ San Francisco	11-15-92
300	Dave Wilson	45	19	@ Atlanta	10-20-85
295	Archie Manning	35	20	Philadelphia	10-29-72
296	Jim Everett	39	21	@ Cincinnati	9-15-96
294	Richard Todd	27	21	@ Cleveland	10-28-84
293	Jim Everett	26	17	@ New England	12-3-95
292	Billy Kilmer	36	17	Pittsburgh	12-15-68
292	Steve Walsh	39	22	@ Houston	10-21-90
291	Archie Manning	45	28	@ Green Bay	9-9-79
291	John Fourcade	28	21	Indianapolis	12-24-89
291	Jim Everett	55	31	@ San Francisco	9-25-94
291	Bobby Hebert	39	27	Chicago	10-27-91
287	Archie Manning	27	17	@ San Francisco	10-22-72
287	Jim Everett	47	31	@ Atlanta	12-10-95
285	Bobby Scott	35	16	@ St. Louis	10-23-77

285	Archie Manning	34	24	Buffalo	9-21-80
284	Archie Manning	29	14	Atlanta	9-2-79
282	Bobby Hebert	32	23	@ Detroit	9-18-88
282	Bobby Hebert	32	23	@ Green Bay	9-17-89
281	Bobby Hebert	28	18	N.Y. Jets	10-15-89
280	Dave Wilson	30	18	@ Denver	9-15-85
279	Ken Stabler	39	25	Chicago	9-18-83
279	Bobby Hebert	32	19	@ Washington	11-6-88
277	Wade Wilson	45	27	Atlanta	10-24-93
276	Billy Kilmer	37	22	Dallas	9-28-69
276	Archie Manning	31	18	@ N.Y. Giants	10-8-72
276	Dave Wilson	34	19	Miami	12-7-86
276	Bobby Hebert	22	15	@ L.A. Rams	10-22-89
276	Jim Everett	36	28	Atlanta	11-13-94
274	Steve Walsh	38	23	@ Washington	11-18-90
273	Bobby Hebert	37	17	Dallas	10-3-88
273	Jim Everett	31	18	@ Atlanta	12-11-94
272	Dave Wilson	33	20	New England	11-30-86
272	Bobby Hebert	30	18	Atlanta	10-29-89
271	Ken Stabler	35	24	Atlanta	1-2-83
269	Steve Walsh	33	17	@ Rams	11-3-91
268	Archie Manning	27	20	@ Seattle	11-18-79
267	Bobby Hebert	40	25	San Francisco	9-27-92
267	Wade Wilson	43	25	L.A. Rams	12-12-93
266	Jim Everett	38	23	San Francisco	9-3-95
264	Archie Manning	31	14	@ Atlanta	11-25-79
264	Richard Todd	29	14	St. Louis Cardinals	9-23-84
264	Bobby Hebert	25	13	Chicago	9-13-92
263	Archie Manning	48	24	@ Los Angeles Rams	11-2-80
262	Billy Kilmer	24	14	@ Washington	12-17-67
262	Jim Everett	44	28	@ Raiders	11-20-94
261	Billy Kilmer	22	15	San Francisco	12-13-70
260	Jim Everett	40	20	San Francisco	11-3-96
259	Bobby Hebert	25	16	Washington	10-1-89
259	Billy Joe Hobert	42	18	St. Louis Rams	12-7-97
256	Jim Everett	36	24	@ Minnesota	11-6-94
256	Jim Everett	32	19	@ N.Y. Giants	9-24-95
255	Bobby Hebert	24	16	Tampa Bay	12-6-87
255	Jim Everett	32	22	Carolina	9-8-96
254	Bobby Hebert	34	20	San Francisco	12-15-85
254	Bobby Hebert	27	15	Houston	12-13-87
252	Billy Joe Hobert	24	14	Arizona Cardinals	12-14-97
251	Archie Manning	37	25	Houston	12-10-78
250	Archie Manning	36	25	@ Tampa Bay	12-17-78

100 YARDS RECEIVING

Yds.	No.	Player	Opponent	Date
205	6	Wes Chandler	Atlanta	9-2-79
200	6	Torrance Small	@ Denver	12-24-94
179	9	Floyd Turner	Chicago	10-27-91
165	8	Danny Abramowicz	@ Cincinnati	11-29-70
164	3	Eric Martin	Green Bay	9-14-86
159	4	Larry Burton	@ Atlanta	11-2-75
156	12	Danny Abramowicz	Pittsburgh	10-29-67
156	5	Michael Haynes	@ Cincinnati	9-15-96
153	8	Eric Martin	Cleveland	10-14-90
151	8	Eric Martin	@ Phoenix	10-18-92
150	9	Quinn Early	@ Minnesota	11-19-95

146	10	Eric Martin	@	Washington	11- 6-88
145	7	Al Dodd	@	St. Louis	11- 2-69
144	7	Danny Abramowicz	@	Washington	12-17-67
144	8	Henry Childs	@	San Francisco	12- 7-80
140	7	Danny Abramowicz		San Francisco	12-13-70
140	8	Wes Chandler		Atlanta	10-19-80
139 *	9	Wes Chandler		Philadelphia	11- 9-80
135	5	Eugene Goodlow		San Francisco	12-15-85
132	6	Eric Martin		L.A. Rams	10-30-88
132	10	Floyd Turner	@	San Francisco	12- 1-91
131	6	Hoby Brenner		St. Louis	9-23-84
131	5	Eric Martin		N.Y. Jets	10-15-89
131	10	Eric Martin	@	Washington	11-18-90
130	6	Eric Martin		Houston	12-13-87
129	8	Danny Abramowicz		Pittsburgh	12-21-69
127	12	John Beasley	@	San Diego	11-18-73
127	4	Wes Chandler	@	San Francisco	9-23-79
127	4	Quinn Early		Raiders	12-16-91
124	5	Randal Hill		Arizona Cardinals	12-14-97
122	14	Tony Galbreath	@	Green Bay	9-10-78
121	6	Henry Childs	@	Seattle	11-18-79
121	5	Michael Haynes		San Francisco	11-3-96
121	5	Randal Hill	@	Chicago	10-5-97
120	4	Dave Parks	@	N.Y. Giants	10- 8-72
120	9	Eric Martin		Philadelphia	12-18-89
120	5	Eric Martin		Cincinnati	1- 2-94
120	6	Andre Hastings		St. Louis Rams	12-7-97
119 *	4	Ike Harris		Philadelphia	11- 9-80
119	6	Mike Jones		Miami	12- 7-86
117	7	Wes Chandler		Atlanta	11-12-78
117 *	3	Henry Childs	@	Atlanta	11-25-79
117	8	Wes Chandler	@	Atlanta	9- 6-81
117	8	Quinn Early		Green Bay	12-16-95
116	5	Eric Martin	@	L.A. Rams	10-22-89
115	4	Paul Seal		Philadelphia	10-27-74
115	9	Danny Abramowicz		Baltimore	10-19-69
115	5	Floyd Turner		Atlanta	11-24-91
114	7	Dave Parks	@	St. Louis	10-11-70
113	5	Danny Abramowicz		San Francisco	11-23-69
112	7	Henry Childs	@	Green Bay	9- 9-79
111	6	Hoby Brenner	@	Atlanta	10-20-85
111	8	Eric Martin		Denver	11-20-88
111	7	Eric Martin		Houston	9- 5-93
110	5	Danny Abramowicz		San Francisco	9-26-71
110	5	Dave Parks	@	San Francisco	10-22-72
109	2	Walt Roberts	@	Philadelphia	11-19-67
107	5	Eric Martin		L.A. Rams	11-26-89
106	7	Tony Galbreath		Oakland	12- 3-79
106	6	Wes Chandler	@	Detroit	10-12-80
105	6	Hoby Brenner		Chicago	9-18-83
105	9	Danny Abramowicz	@	Atlanta	12- 7-69
103	6	Dave Parks		Pittsburgh	12-15-68
103	6	Wes Chandler		San Francisco	12- 3-78
103 *	6	Wes Chandler	@	Atlanta	11-25-79
103	6	Larry Hardy		San Francisco	9- 7-80
103	6	Lindsay Scott		St. Louis	9-12-82
103	6	Eric Martin		L.A. Rams	10-11-92
103	5	Michael Haynes	@	Atlanta	12-11-94

101	8	Danny Abramowicz	@	N.Y. Giants	10- 6-68
101	4	Tyrone Young	@	Cleveland	10-28-84
101	3	Hoby Brenner		Cincinnati	12- 9-84
101	7	Eric Martin	@	St. Louis	10-11-87
101	8	Quinn Early		Kansas City	9- 4-94
101	2	Eric Martin		Tampa Bay	12- 6-87
100	3	Henry Childs	@	Atlanta	11-26-78
100	4	Eric Martin	@	Buffalo	12-10-89

*Part of a dual 100-yard day.

SUPER BOWL RESULTS

(Years indicate season)

1966 (I)	— Green Bay 35, Kansas City 10 at Los Angeles, Calif.
1967 (II)	— Green Bay 33, Oakland 14 at Miami, Fla.
1968 (III)	— New York Jets 16, Baltimore 7 at Miami, Fla.
1969 (IV)	— Kansas City 23, Minnesota 7 at NEW ORLEANS, LA. (Tulane Stadium)
1970 (V)	— Baltimore 16, Dallas 13 at Miami, Fla.
1971 (VI)	— Dallas 24, Miami 3 at NEW ORLEANS, LA. (Tulane Stadium)
1972 (VII)	— Miami 14, Washington 7 at Los Angeles, Calif.
1973 (VIII)	— Miami 24, Minnesota 7 at Houston, Tex.
1974 (IX)	— Pittsburgh 16, Minnesota 6 at NEW ORLEANS, LA. (Tulane Stadium)
1975 (X)	— Pittsburgh 21, Dallas 17 at Miami, Fla.
1976 (XI)	— Oakland 32, Minnesota 14 at Pasadena, Calif.
1977 (XII)	— Dallas 27, Denver 10 at NEW ORLEANS, LA. (Superdome)
1978 (XIII)	— Pittsburgh 35, Dallas 31 at Miami, Fla.
1979 (XIV)	— Pittsburgh 31, Los Angeles Rams 19 at Pasadena, Calif.
1980 (XV)	— Oakland 27, Philadelphia 10 at NEW ORLEANS, LA. (Superdome)
1981 (XVI)	— San Francisco 26, Cincinnati 21 at Pontiac, Mich.
1982 (XVII)	— Washington 27, Miami 17 at Pasadena, Calif.
1983 (XVIII)	— L.A. Raiders 38, Washington 9 at Tampa, Fla.
1984 (XIX)	— San Francisco 38, Miami 16 at Palo Alto, Calif.
1985 (XX)	— Chicago 46, New England 10 at NEW ORLEANS, LA. (Superdome)
1986 (XXI)	— New York Giants 39, Denver 20 at Pasadena, Calif.
1987 (XXII)	— Washington 42, Denver 10 at San Diego, Calif.
1988 (XXIII)	— San Francisco 20, Cincinnati 16 at Miami, Fla.
1989 (XXIV)	— San Francisco 55, Denver 10 at NEW ORLEANS, LA. (Superdome)
1990 (XXV)	— N.Y. Giants 20, Buffalo 19 at Tampa, Fla.
1991 (XXVI)	— Washington 37, Buffalo 24 at Minneapolis, Minn.
1992 (XXVII)	— Dallas 52, Buffalo 17 at Pasadena, Calif.
1993 (XXVIII)	— Dallas 30, Buffalo 13 at Atlanta, Ga.
1994 (XXIX)	— San Francisco 49, San Diego 26 at Miami, Fla.
1995 (XXX)	— Dallas 27, Pittsburgh 17 at Tempe, Ariz.
1996 (XXXI)	— Green Bay 35, New England 21 at NEW ORLEANS, LA. (Superdome)
1997 (XXXII)	— Denver 31, Green Bay 24 at San Diego, Calif.

PRO BOWL RESULTS

1971 — NFC 27, AFC 6	1980 — NFC 37, AFC 27	1989 — NFC 34, AFC 3
1972 — AFC 26, NFC 13	1981 — NFC 21, AFC 7	1990 — NFC 27, AFC 21
1973 — AFC 33, NFC 28	1982 — AFC 16, NFC 13	1991 — AFC 23, NFC 21
1974 — AFC 15, NFC 13	1983 — NFC 20, AFC 19	1992 — NFC 21, AFC 15
1975 — AFC 17, AFC 10	1984 — NFC 45, AFC 3	1993 — AFC 23, NFC 20 (OT)
1976 — NFC 23, AFC 20	1985 — AFC 22, NFC 14	1994 — NFC 17, AFC 3
1977 — AFC 24, NFC 14	1986 — NFC 28, AFC 24	1995 — AFC 41, NFC 13
1978 — NFC 14, AFC 13	1987 — AFC 10, NFC 6	1996 — NFC 20, AFC 13
1979 — NFC 13, AFC 7	1988 — AFC 15, NFC 6	1997 — AFC 26, NFC 23



SAINTS CONSECUTIVE RECORDS

INDIVIDUAL

Games Played:

- 147 Jim Dombrowski (6th game, 1987 through 9th game, 1996)
- 143 Eric Martin (1985 through 1993)
- 122 Morten Andersen (6th game, 1987 through 1994)
- 112 Wayne Martin (1991 through 1997, current)
- 103 Joe Federspiel (1973 through 1980)
- 92 Sam Mills (6th game, 1987 through 2nd game, 1993)
- 91 Rickey Jackson (1981 through 2nd game, 1987)

Games Started:

- 112 Wayne Martin (1991 through 1997, current)
- 91 Rickey Jackson (1981 through 2nd game, 1987)
- 90 Jim Dombrowski (6th game, 1987 through 1992)

Games Started, Current:

- 112 Wayne Martin (1991 through 1997)

Games, Scoring Points:

- 174 Morten Andersen (game 15 of 1983 through 1994)

Games, Scoring Touchdown:

- 6 Dalton Hilliard (16th game, 1988 through 5th game, 1989)
- 6 Dalton Hilliard (7th game, 1992 through 12th game, 1992)

Games, Scoring Field Goal:

- 20 Morten Andersen 10-25-87 through 11-6-88
- 19 Morten Andersen 11-24-85 through 12-7-86
- 17 Morten Andersen 11-18-90 through 11-10-91
- 16 Morten Andersen 9-20-92 through 9-12-93

Field Goals Made:

- 25 Morten Andersen 11-1-92 through 9-12-93
- 20 Morten Andersen, 11-24-85 through 10-5-86

Games, Rushing Touchdown:

- 5 Dalton Hilliard, (1989, 7th-11th games)

Games, Receiving Touchdown:

- 4 Lonzell Hill, 1988 (3rd-6th games)
- 4 Dalton Hilliard, 1992 (7th-10th games)
- 4 Quinn Early, 1993 (6th-9th games)
- 4 Quinn Early, 1995 (10th-13th games)

Games, Rushing for One Hundred or More Yards:

- 3 George Rogers, 1981 (6th, 7th and 8th games)
- 3 Wayne Wilson, 1983 (4th, 5th and 6th games)
- 3 Dalton Hilliard, 1989 (10th, 11th, 12th games)

Games, Passing Touchdown:

- 13 Archie Manning (1978, last 4 games; 1979, 1st to 9th game)

Games, None Intercepted:

- 3 Billy Kilmer, 1969; Archie Manning 1971, 1973, 1978, 1979; Bobby Hebert, 1987 and 1992; Wade Wilson, 1993.

Passes Completed:

- 15 Archie Manning, 1979 (7th and 8th games)



Games, Pass Reception:

- 105 Eric Martin (7th game, 1987 through 1993)
- 79 Danny Abramowicz (1967-73)

Points After Touchdown

- 119 Morten Andersen (7th game, 1989 through 13th game, 1992)

TEAM

Wins, Regular Season:

- 9 1987 (7-15)
- 9 Last 2 games of 1990, first 7 of 1991

Wins, Preseason:

- 5 1967

Losses, Regular Season:

- 14 1980 (first 14)

Wins Against One Team:

- 7 vs. L.A. Rams, 12-9-90 through 10-3-93

Losses Against One Team:

- 9 vs. Atlanta, 12-7-69 through 12-16-73

Wins at Home:

- 5 Last game of 1990, first 4 of 1991
- 5 1992, 3rd-7th games

Wins on the Road:

- 10 Last 6 games of 1987, first 4 of 1988

Losses at Home:

- 10 Last 2 of 1979, all 8 in 1980

Losses on the Road:

- 14 Last 4 of 1972, all 7 in 1973, first 3 of 1974

AVERAGE SACKS ALLOWED PER SEASON (1988-97)

	No.	Average
1. Miami	196	19.6
2. Washington	251	25.1
3. NEW ORLEANS	262	26.2
4. St. Louis	307	30.7
5. San Diego	322	32.2

AVERAGE SACKS ALLOWED PER SEASON (1992-97)

	No.	Average
1. Dallas	148	24.7
2. Miami	163	27.2
3. Washington	175	29.2
4. NEW ORLEANS	179	29.8
5. Kansas City	182	30.3



SAINTS ATTENDANCE

Year	COMBINED		HOME		ROAD	
	Total	Avg.	Total	Avg.	Total	Avg.
1967	890,405	63,600	528,242	75,463	362,163	51,738
1968	884,123	63,151	519,426	74,203	364,697	52,100
1969	921,972	65,855	521,133	74,447	400,839	57,262
1970	843,342	60,238	483,234	69,033	360,108	51,444
1971	932,267	66,590	550,578	78,654	381,689	54,527
1972	880,545	62,896	467,686	66,812	412,859	58,980
1973	839,914	59,993	451,566	64,509	388,348	55,478
1974	829,873	59,277	452,236	64,605	377,637	53,948
1975	767,274	56,805	396,409	56,634	370,865	52,981
1976	714,135	51,010	359,631	51,376	354,504	50,643
1977	655,989	46,856	334,502	47,786	321,487	45,927
1978	850,418	53,151	457,607	57,201	392,811	49,101
1979	939,175	58,698	495,260	61,907	443,915	55,489
1980	808,612	50,538	385,815	48,227	422,797	52,850
1981	891,207	55,700	440,708	55,089	450,499	55,700
1982	467,978	51,988	255,726	51,145	212,252	53,063
1983	896,678	56,042	529,878	66,235	366,800	45,850
1984	884,258	55,266	472,625	59,078	411,633	51,454
1985	799,050	49,941	388,795	48,599	410,255	51,282
1986	874,303	54,644	463,611	57,951	410,692	51,644
1987	774,295	51,620	420,783	60,111	353,512	44,189
1988	965,179	60,324	531,156	66,395	434,023	54,253
1989	916,534	57,283	488,998	61,124	427,536	53,442
1990*	997,722	62,358	536,438	67,055	461,284	57,661
1991*	1,008,934	63,058	548,655	68,582	460,279	57,535
1992*	977,552	61,097	548,728	68,591	428,824	53,603
1993*	979,133	61,196	541,300	67,663	437,833	54,730
1994*	937,150	58,572	506,837	63,355	430,313	53,789
1995*	920,118	57,507	465,936	58,242	454,182	56,772
1996*	830,125	51,883	395,079	49,385	435,046	54,381
1997*	911,223	56,951	443,614	55,452	467,609	58,451

LARGEST HOME CROWDS

TULANE STADIUM			
1967	83,437	vs.	Dallas 11-12 (Lost 10-27)
		vs.	Atlanta 11-26 (Won 27-24)
1968	84,278	vs.	Dallas 11-3 (Lost 3-17)
1969	80,636	vs.	Baltimore 10-19 (Lost 10-30)
1970	77,681	vs.	Los Angeles 11-1 (Lost 17-30)
1971	83,130	vs.	Minnesota 11-21 (Lost 10-23)
1972	70,793	vs.	Kansas City 9-25 (Lost 17-20)#
1973	74,770	vs.	Buffalo 11-4 (Won 13-0)
1974	74,289	vs.	Miami 11-10 (Lost 0-21)

SUPERDOME

1975	61,497	vs.	Minnesota 11-16 (Lost 7-20)
1976	61,413	vs.	Dallas 9-19 (Lost 6-24)
1977	59,023	vs.	Los Angeles 10-30 (Won 27-26)
1978	70,323	vs.	Atlanta 11-12 (Lost 17-20)
1979	70,940	vs.	Atlanta 9-2 (Lost 34-40 OT)
1980	62,651	vs.	Atlanta 10-19 (Lost 14-41)
1981	64,758	vs.	Pittsburgh 10-4 (Lost 6-20)
1982	61,709	vs.	Tampa Bay 12-5 (Lost 10-13)
1983	70,418	vs.	Los Angeles 12-18 (Lost 24-26)
1984	66,652	vs.	Atlanta 9-2 (Lost 28-36)
1985	57,760	vs.	Kansas City 9-8 (Lost 27-47)
1986	67,950	vs.	Atlanta 9-7 (Lost 10-31)
1987	69,546	vs.	Minnesota 1-3-88 (wild card)(Lost 10-44)
1988	68,474	vs.	Dallas 10-3 (Won 20-17)#
1989	66,977	vs.	Dallas 9-10 (Won 28-0)
1990	68,647	vs.	Rams 12-31 (Won 20-17)*
1991	68,794	vs.	Atlanta 12-28 (wild card)(Lost 27-20)*
1992	68,893	vs.	Philadelphia 1-3 (wild card)(Lost 36-20)*
1993	69,043	vs.	Atlanta 10-24 (Lost 26-15)*



1994	69,475	vs.	Green Bay 11-14 (Lost 19-17)*
1995	68,976	vs.	Dallas 12-19 (Lost 24-16)*
1996	60,966	vs.	San Francisco 9-3 (Lost 24-22)*
1997	65,760	vs.	San Francisco 11-3 (Lost 24-17)*@
		vs.	San Diego 9-7 (Lost 20-6)*

#ABC Monday Night Football Telecast; @ESPN Telecast

*These figures represent tickets distributed for home games.

NOTE: Largest Superdome audience was 72,434 for first preseason game of 1975 (Houston 13, New Orleans 7). Preseason attendance figures are unofficial.

LARGEST ROAD CROWDS

1967	62,670	vs.	New York Giants 10-8 (Lost 21-27)
1968	71,025	vs.	Cleveland 11-10 (lost 17-35)
1969	68,282	vs.	Dallas 11-9 (Lost 17-33)
1970	66,140	vs.	Los Angeles 12-6 (Lost 16-34)
1971	73,610	vs.	Los Angeles 12-5 (Lost 28-45)
1972	66,303	vs.	Los Angeles 9-17 (Lost 14-34)
1973	70,358	vs.	Los Angeles 11-11 (Lost 7-29)
1974	64,178	vs.	Los Angeles 9-22 (Lost 0-24)
1975	60,771	vs.	Los Angeles 10-26 (Lost 14-38)
1976	61,685	vs.	Seattle 11-21 (Won 51-27)
1977	53,482	vs.	Philadelphia 11-6 (Lost 7-28)
1978	57,920	vs.	Dallas 11-19 (Lost 7-27)
1979	74,482	vs.	Denver 11-4 (Lost 3-10)
1980	78,147	vs.	Detroit 10-12 (Lost 13-24)
1981	76,059	vs.	Cleveland 10-18 (Lost 17-20)
1982	64,506	vs.	Dallas 12-19 (Lost 7-21)
1983	62,136	vs.	Dallas 9-25 (Lost 20-21)
1984	63,739	vs.	New York Giants 12-15 (Won 10-3)
1985	74,488	vs.	Denver 9-15 (Lost 23-34)
1986	72,765	vs.	New York Giants 9-28 (Lost 17-20)
1987	60,436	vs.	San Francisco 11-15 (Won 26-24)
1988	63,569	vs.	Seattle 10-16 (Won 20-19)
1989	70,037	vs.	Buffalo 12-10 (Won 22-19)
1990	60,112	vs.	San Francisco 12-23 (Won 13-10)
1991	74,816	vs.	Kansas City 9-8 (Won 17-10)
1992	67,328	vs.	Atlanta 9-20 (Won 10-7)
1993	66,500	vs.	San Francisco 11-22 (Lost 42-7)
1994	64,445	vs.	Denver 12-24 (Won 30-28)
1995	72,619	vs.	New York Giants 9-24 (Lost 45-29)
1996	70,888	vs.	Carolina 10-20 (Lost 19-7)
1997	68,891	vs.	New York Giants 9-28 (Lost 14-9)

SUPERDOME FACTS

First Game August 9, 1975; Oilers 13, Saints 7 (Preseason)
 First Regular Season Game September 28, 1975; Bengals 21, Saints 0

Total Land Area 52 acres
 Height 273 feet
 Diameter 680 feet clear span
 Concrete 169,000 cubic yards
 Structural Steel 20,000 tons
 Air Conditioning 9,600 tons
 Convention Rooms 40
 Restrooms 88

Private Box Suites 137
 Parking Garages 5,000 cars, 250 buses
 Lighting 15,200 fixtures
 Electric Wiring 400 miles
 Aluminum Siding more than 500,000 sq. ft.
 Area of Roof 9.7 acres
 Escalators 32
 Elevators 9 passenger, 1 freight



SAINTS INDIVIDUAL RECORDS

SERVICE

MOST SEASONS

- 13 Morten Andersen, 1982-94
- 13 Hoby Brenner, 1981-93
- 13 Stan Brock, 1980-92
- 13 Rickey Jackson, 1981-93
- 13 Derland Moore, 1973-85
- 13 Frank Warren, 1981-89, 91-94
- 13 Jim Wilks, 1981-93

MOST GAMES

- 196 Morten Andersen, 1982-94
- 195 Rickey Jackson, 1981-93
- 189 Frank Warren, 1981-89, 91-94
- 186 Stan Brock, 1980-92
- 183 Jim Wilks 1981-93

SCORING

TOTAL POINTS

Career

- 318 Morten Andersen, 1982-94
(302 FGs, 412 PATs)
- 318 Dalton Hilliard, 1986-93 (53 TDs)

Season

- 121 Morten Andersen, 1987
(28 FGs, 37 PATs)
- 120 Morten Andersen, 1985
(31 FGs, 27 PATs)
- 120 Morten Andersen, 1992
(29 FGs, 33 PATs)

Game

- 18 Walt Roberts vs. Philadelphia
11-5-67 (3 TDs)
- 18 Danny Abramowicz vs. San Francisco
9-26-71 (3 TDs)
- 18 Archie Manning vs. Chicago
10-2-77 (3 TDs)
- 18 Chuck Muncie vs. San Francisco
11-11-79 (3 TDs)
- 18 George Rogers at Rams
11-8-81 (3 TDs)
- 18 Wayne Wilson vs. Atlanta
1-2-83 (3 TDs)
- 18 Dalton Hilliard at Rams
10-22-89 (3 TDs)
- 18 Rueben Mayes vs. Phoenix
9-23-90 (3 TDs)
- 18 Mario Bates at Rams 12-4-94 (3 TDs)

Opponent/Game

- 24 Dave Williams at St. Louis
11-2-69 (4 TDs)
- 24 Wayne Morris at St. Louis
10-23-77 (4 TDs)
- 24 Rodney Hampton at Giants
9-24-95 (4 TDs)

TOUCHDOWNS

Career

- 53 Dalton Hilliard, 1986-93
- 48 Eric Martin, 1985-93
- 37 Danny Abramowicz, 1967-73

Season

- 18 Dalton Hilliard, 1989
- 13 George Rogers, 1981
- 11 Chuck Muncie, 1979

Game

- 3 Walt Roberts vs. Philadelphia 11-5-67
- 3 Danny Abramowicz vs. San Francisco
9-26-71
- 3 Archie Manning vs. Chicago 10-2-77
- 3 Chuck Muncie vs. San Francisco
11-11-79
- 3 George Rogers at Rams 11-8-81
- 3 Wayne Wilson vs. Atlanta 1-2-83
- 3 Dalton Hilliard at Rams 10-22-89
- 3 Rueben Mayes vs. Phoenix 9-23-90
- 3 Mario Bates at Rams 12-4-94

Opponent/Game

- 4 Dave Williams at St. Louis
11-2-69 (all receiving)
- 4 Wayne Morris at St. Louis
10-23-77 (all rushing)
- 4 Rodney Hampton at Giants
9-24-95 (all rushing)

FIELD GOALS MADE

Career

- 302 Morten Andersen, 1982-94 (389 atts.)
- 52 Charlie Durkee, 1967-68, 71-72
(101 atts.)

Season

- 31 Morten Andersen, 1985 (35 atts.)
- 29 Morten Andersen, 1992 (34 atts.)
- 28 Morten Andersen, 1987 (36 atts.)
- 28 Morten Andersen, 1993 (35 atts.)
- 28 Morten Andersen, 1994 (39 atts.)

Game

- 5 Charlie Durkee at Green Bay
11-28-71 (6 atts.)
- 5 Morten Andersen vs. Rams
12-1-85 (5 atts.)
- 5 Morten Andersen vs. San Francisco
10-25-87 (7 atts.)
- 5 Morten Andersen vs. Atlanta
12-3-92 (5 atts.)
- 5 Morten Andersen at Atlanta
12-11-94 (5 atts.)

Opponent/Game

- 6 Bobby Howfield at Jets
12-3-72 (7 atts.)
- 6 Ray Wersching, San Francisco
10-16-83 (6 atts.)
- 6 Norm Johnson, Atlanta,
11-13-94 (6 atts.)

LONGEST FIELD GOAL

- 63 Tom Dempsey vs. Detroit
11-8-70 (NFL Record)
- 60 Morten Andersen vs. Chicago
10-27-91

Opponent/Longest Field Goal

- 55 Joe Danelo at Giants 9-20-81
- 55 Morten Andersen at Atlanta
12-10-95 (twice)
- 55 Morten Andersen vs. Atlanta
10-12-97

FIELD GOALS ATTEMPTED

Career

- 389 Morten Andersen, 1982-94
(302 made)
- 101 Charlie Durkee, 1967-68, 71-72
(52 made)

Season

- 41 Tom Dempsey, 1969 (22 made)
- 39 Morten Andersen, 1994 (28 made)
- 37 Charlie Durkee, 1968 (19 made)

Game

- 7 Tom Dempsey vs. Philadelphia
11-30-69 (4 made)
- 7 Morten Andersen vs. San Francisco
10-25-87 (5 made)

Opponent/Game

- 7 Bobby Howfield at Jets
12-3-72 (6 made)

POINTS AFTER TOUCHDOWN

Career

- 412 Morten Andersen, 1982-94 (418 atts.)
- 87 Charlie Durkee, 1967-68, 71-72
(88 atts.)
- 79 Rich Szaro, 1975-78 (86 atts.)

Season

- 44 Morten Andersen, 1989 (45 atts.)
- 39 Garo Yepremian, 1979 (40 atts.)
- 38 Morten Andersen, 1991 (38 atts.)

Game

- 6 Tom Dempsey at St. Louis
11-2-69 (7 atts.)
- 6 Rich Szaro at Seattle
11-21-76 (6 atts.)
- 6 Rich Szaro at Chicago
10-2-77 (6 atts.)
- 6 Garo Yepremian at Tampa Bay
10-14-79 (6 atts.)
- 6 Morten Andersen vs. Denver
11-20-88 (6 atts.)

Opponent/Game

- 8 Nick Mike-Mayer, Atlanta
9-16-73 (8 atts.)

RUSHING

TOTAL YARDS

Career

- 4,267 George Rogers, 1981-84 (995 atts.)
- 4,164 Dalton Hilliard, 1986-93 (1,126 atts.)
- 3,408 Rueben Mayes, 1986-88, 90
(837 atts.)
- 3,386 Chuck Muncie, 1976-80 (787 atts.)

Season

- 1,674 George Rogers, 1981 (378 atts.)
- 1,353 Rueben Mayes, 1986 (286 atts.)
- 1,262 Dalton Hilliard, 1989 (344 atts.)

Game

- 206 George Rogers vs. St. Louis
9-4-83 (24 atts.)
- 203 Rueben Mayes vs. Miami
12-7-86 (28 atts.)

Opponent/Game

- 247 Willie Ellison at Rams
12-5-71 (26 atts.)
- 214 LeShon Johnson, Arizona
9-22-96 (21 atts.)
- 212 Jerome Bettis, Rams
12-12-93 (28 atts.)
- 202 Gerald Riggs, Atlanta 9-2-84 (35 atts.)

ATTEMPTS**Career**

- 1,126 Dalton Hilliard, 1986-93
(4,164 yards)
995 George Rogers, 1981-84
(4,267 yards)
837 Rueben Mayes, 1986-88, 90
(3,408 yards)

Season

- 378 George Rogers, 1981
(1,674 yards)
344 Dalton Hilliard, 1989
(1,262 yards)

Game

- 35 Earl Campbell at Minnesota
11-24-85 (160 yards)
35 Dwight Beverly at St. Louis
10-11-87 (139 yards)
34 Wayne Wilson vs. Miami
10-2-83 (160 yards)

Opponent/Game

- 39 Gerald Riggs, Atlanta
12-22-85 (158 yards)

MOST 100-YARD RUSHING DAYS**Career**

- 16 George Rogers, 1981-84
11 Rueben Mayes, 1986-88, 90

Season

- 9 George Rogers, 1981
6 Rueben Mayes, 1986

DUAL 100-YARD RUSHING DAYS**OPPONENT****vs. San Francisco, 11-13-77**

- Wilbur Jackson, 22-123
Del Williams, 25-110, 1 TD

vs. St. Louis, 10-5-80

- Otis Anderson, 22-126
Wayne Morris, 22-102, 3 TDs

LONGEST SCORING RUNS FROM SCRIMMAGE

- 79 George Rogers at Cleveland
10-18-81
76 George Rogers vs. St. Louis
9-4-83
74 Tony Galbreath at Kansas City
9-26-76

- 74 Lorenzo Neal at Atlanta
9-12-93
74 Mario Bates vs. Detroit
9-21-97
73 Craig Heyward vs. Raiders
10-23-88

Opponent/Longest Scoring Runs

- 80 Willie Ellison at Rams
12-5-71
77 Dick Hoak, at Pittsburgh,
10-20-68
74 MacArthur Lane, at St. Louis,
10-11-70
71 Jerome Bettis, Rams,
12-12-93
70 LeShon Johnson, Arizona
9-22-96

LONGEST NON-SCORING RUN FROM SCRIMMAGE

- 73 George Rogers vs. Philadelphia
10-11-81

Opponent/Longest Non-Scoring Runs

- 66 Eric Dickerson, Rams 10-14-84
62 John Settle at Atlanta 9-11-88

TOUCHDOWNS RUSHING**Career**

- 39 Dalton Hilliard, 1986-93
28 Chuck Muncie, 1976-80
27 Tony Galbreath, 1976-80

Season

- 13 George Rogers, 1981
13 Dalton Hilliard, 1989
11 Chuck Muncie, 1979

Game

- 3 Archie Manning vs. Chicago 10-2-77
3 Chuck Muncie vs. San Francisco
11-11-79
3 George Rogers at Rams 11-8-81
3 Wayne Wilson vs. Atlanta 1-2-83
3 Rueben Mayes vs. Phoenix 9-23-90
3 Mario Bates at Rams 12-4-94

Opponent/Game

- 4 Wayne Morris at St. Louis 10-23-77
4 Rodney Hampton at Giants 9-24-95

BEST AVERAGE**Career (min. 250 attempts)**

- 5.7 Archie Manning, 1971-82
(2,058 yds, 358 atts.)
5.4 Hokie Gajan, 1982-85
(1,358 yds, 252 atts.)

Season (min. 75 attempts)

- 6.0 Hokie Gajan, 1984
(615 yds, 102 atts.)
5.1 Hokie Gajan, 1983
(415 yds, 81 atts.)
5.0 Chuck Muncie, 1979
(1,198 yds, 238 atts.)

Game (min. 8 attempts)

- 10.8 Lorenzo Neal at Atlanta 9-12-93
(8-86)
10.43 Tony Galbreath vs. Kansas City
9-26-76 (14-146)
10.4 Gill Fenerty at Rams 12-9-90
(10-104)
10.3 Hokie Gajan vs. Jets 11-21-83
(11-113)

Opponent/Game

- 12.8 Steve Young, at San Francisco
12-23-90 (8-102)

RECEIVING**TOTAL RECEPTIONS****Career**

- 532 Eric Martin, 1985-93
(7,854 yards)
309 Danny Abramowicz, 1967-73
(4,875 yards)
284 Tony Galbreath, 1976-80
(2,221 yards)

Season

- 85 Eric Martin, 1988 (1,083 yards)
82 Quinn Early, 1994 (894 yards)
81 Quinn Early, 1995 (1,087 yards)
77 Michael Haynes, 1994 (985 yards)
74 Tony Galbreath, 1978 (582 yards)

Game

- 14 Tony Galbreath at Green Bay
9-10-78 (122 yards)
12 Danny Abramowicz vs. Pittsburgh
10-29-67 (156 yards)
12 John Beasley vs. San Diego
11-18-73 (127 yards)

Opponent/Game

- 15 Willie Anderson, Rams 11-26-89

(336 yards)

- 12 Rickey Young, Minnesota 9-3-78
(134 yards)
12 John Spagnola, Philadelphia 10-6-84
(124 yards)
12 Cris Carter, at Minnesota 11-6-94
(151 yards)
12 Cris Carter, at Minnesota 10-19-95
(137 yards)

TOTAL RECEIVING YARDS**Career**

- 7,844 Eric Martin, 1985-92
(532 receptions)
4,875 Danny Abramowicz, 1967-72
(308 receptions)

Season

- 1,090 Eric Martin, 1989 (68 receptions)
1,087 Quinn Early, 1995 (81 receptions)
1,083 Eric Martin, 1988 (85 receptions)
1,069 Wes Chandler, 1979 (65 receptions)
1,051 Danny Abramowicz, 1969
(73 receptions)
1,041 Eric Martin, 1992 (68 receptions)

Game

- 205 Wes Chandler vs. Atlanta 9-2-79
(6 receptions)
200 Torrance Small at Denver
12-24-94 (6 receptions)
179 Floyd Turner vs. Chicago
10-27-91 (9 receptions)

Opponent/Game

- 336 Willie Anderson (NFL record),
Rams 11-26-89 (15 receptions)
248 Richard Johnson, at Detroit
12-3-89 (8 receptions)
212 Mark Carrier, Tampa Bay 12-6-87
(8 receptions)

MOST 100-YARD RECEIVING DAYS**Career**

- 18 Eric Martin, 1985-93
10 Danny Abramowicz, 1967-73
9 Wes Chandler, 1978-81

Season

- 5 Eric Martin, 1989
4 Danny Abramowicz, 1969

DUAL 100-YARD RECEIVING DAYS, OPPONENT

at Cleveland, 11-10-68

Paul Warfield, 5-107
Leroy Kelly, 3-104

at St. Louis, 11-2-69

Dave Williams, 8-164
John Gilliam, 5-106

at Minnesota 12-1-74

Jim Lash, 3-112
John Gilliam, 5-109

at Giants, 9-20-81

Johnny Perkins, 8-118
Gary Shirk, 11-101

at Rams, 12-9-90

Willie Anderson, 5-123
Henry Ellard, 5-107

at Minnesota, 11-6-94

Jake Reed, 8-157
Cris Carter, 12-151

vs. Atlanta, 11-13-94

Terance Mathis, 10-125
Andre Rison, 8-118

vs. Atlanta, 9-17-95

Eric Metcalf, 11-155
Bert Emanuel, 6-104

at Minnesota, 11-19-95

Qadry Ismail, 5-142
Cris Carter, 12-137

vs. Carolina, 11-26-95

Mark Carrier, 6-132
Willie Green, 4-105

LONGEST TOUCHDOWN RECEPTIONS

- 89 Randal Hill from Heath Shuler at Chicago 10-5-97
- 82 Mike Waters from John Fourcade vs. Rams 10-4-87
- 80 Danny Abramowicz from Billy Kilmer at Washington 12-17-67
- 79 Bob Newland from Archie Manning vs. Los Angeles 11-17-74
- 78 Michael Haynes from Jim Everett at Atlanta 12-11-94

- 75 Torrance Small from Jim Everett at Denver 12-24-94

Opponent/Longest

Touchdown Receptions

- 98 Michael Haynes from Bobby Hebert at Atlanta 9-12-93
- 88 Harmon Wages from Bob Berry at Atlanta 12-7-69

LONGEST NON-SCORING RECEPTIONS

- 96 Walt Roberts from Billy Kilmer at Philadelphia 11-19-67
- 85 Wes Chandler from Archie Manning at San Francisco 9-23-79
- 84 Eric Martin from Bobby Hebert vs. Green Bay 9-14-86

Opponent/Longest Non-Scoring Reception

- 84 Ken Burrough from Bob Berry, Atlanta 12-19-71

TOUCHDOWNS RECEIVING

Career

- 48 Eric Martin, 1985-93
- 37 Danny Abramowicz, 1967-73

Season

- 9 Henry Childs, 1977
- 8 Eric Martin, 1989
- 8 Floyd Turner, 0991
- 8 Quinn Early, 1995

Game

- 3 Danny Abramowicz vs. San Francisco 8-26-71

Opponent/Game

- 4 Dave Williams at St. Louis 11-2-69

MOST TOTAL YARDS FROM SCRIMMAGE

Career

- 7,865 Eric Martin, 1985-93 (7,854 receiving)
- 6,397 Dalton Hilliard, 1986-93 (4,164 rushing)
- 5,086 Tony Galbreath, 1976-80 (2,865 rushing)

Season

- 1,800 George Rogers, 1981 (1,674 rushing)
- 1,776 Dalton Hilliard, 1989 (1,262 rushing)
- 1,506 Chuck Muncie, 1979 (1,198 rushing)

Game

- 225 Rueben Mayes vs. Miami 12-7-86 (203 rushing)
- 206 George Rogers vs. St. Louis 9-4-83 (all rushing)
- 205 Wes Chandler vs. Atlanta 9-2-79 (all receiving)
- 200 Torrance Small at Denver 12-24-94 (all receiving)

Opponent/Game

- 326 Willie Anderson, Rams 11-26-69 (all receiving)

PASSING

TOTAL YARDS

Career

- 21,734 Archie Manning, 1971-75, 77-82 (3,328 atts., 1,848 comp.)
- 14,630 Bobby Hebert, 1985-89, 91-92 (2,055 atts., 1,202 comp.)
- 10,622 Jim Everett, 1994-96 (1,571 atts., 958 comp.)
- 7,490 Billy Kilmer, 1967-70 (1,116 atts., 592 comp.)
- 6,987 Dave Wilson, 1981, 83-88 (1,038 atts., 551 comp.)

Season

- 3,970 Jim Everett, 1995 (567 atts., 345 comp.)
- 3,855 Jim Everett, 1994 (540 atts., 346 comp.)
- 3,716 Archie Manning, 1980 (509 atts., 309 comp.)

Game

- 377 Archie Manning at San Francisco 12-7-80 (24-38)
- 376 Jim Everett vs. Washington 9-11-94 (31-46)
- 370 Jim Everett vs. Atlanta 9-17-95 (29-43)
- 355 Archie Manning at San Francisco 9-23-79 (20-28)
- 355 Bobby Hebert at Phoenix 10-18-92 (19-26)

Opponent/Game

- 454 Jim Everett, Rams 11-26-89 (29-51)
- 420 Warren Moon, at Minnesota 11-6-94 (33-57)
- 397 Bill Kenney, Kansas City 9-8-85 (22-34)
- 386 Jeff George, Atlanta 9-17-95 (27-39)
- 384 Jim Zorn, at Seattle 11-18-79 (24-33)

PASS ATTEMPTS

Career

- 3,335 Archie Manning, 1971-75, 77-82 (1,849 comp.)
- 2,055 Bobby Hebert, 1985-89, 91-92 (1,202 comp.)
- 1,571 Jim Everett, 1994-96 (958 comp.)
- 1,116 Billy Kilmer, 1967-70 (592 comp.)

Season

- 567 Jim Everett, 1995 (345 comp.)
- 540 Jim Everett, 1994 (346 comp.)
- 509 Archie Manning, 1980 (309 comp.)
- 478 Bobby Hebert, 1988 (280 comp.)
- 471 Archie Manning, 1978 (291 comp.)
- 464 Jim Everett, 1996 (267 comp.)

Game

- 55 Jim Everett at San Francisco 9-25-94 (31 comp.)
- 53 Archie Manning at Green Bay 9-10-78 (33 comp.)
- 52 Archie Manning vs. New England 12-10-72 (24 comp.)
- 52 Archie Manning vs. San Francisco 11-23-75 (25 comp.)

Opponent/Game

- 59 Steve Grogan at New England 11-12-89 (27 comp.)
- 57 Warren Moon, at Minnesota 11-6-94 (33 comp.)

PASS COMPLETIONS

Career

- 1,849 Archie Manning, 1971-75, 77-82 (3,335 atts.)
- 1,202 Bobby Hebert, 1985-89, 91-92 (2,055 atts.)
- 958 Jim Everett, 1994-96 (1,571 atts.)
- 592 Billy Kilmer, 1967-70 (1,116 atts.)

Season

- 346 Jim Everett, 1994 (540 atts.)
- 345 Jim Everett, 1995 (567 atts.)
- 309 Archie Manning, 1980 (509 atts.)
- 291 Archie Manning, 1978 (471 atts.)
- 280 Bobby Hebert, 1988 (478 atts.)

Game

- 33 Archie Manning at Green Bay 9-10-78 (53 atts.)
- 31 Bobby Hebert vs. San Francisco 10-8-89 (49 atts.)
- 31 Jim Everett vs. Washington 9-11-94 (46 atts.)

- 31 Jim Everett at San Francisco
9-25-94 (55 atts.)
31 Jim Everett at Atlanta
12-10-95 (47 atts.)

Opponent/Game

- 33 Warren Moon, at Minnesota
11-6-94 (57 atts.)
31 Jim Everett, at Rams
12-9-90 (50 atts.)
29 Jeff Kemp at San Francisco
9-21-86 (44 atts.)
29 Jim Everett, Rams
11-26-89 (51 atts.)
29 Jeff George, Atlanta,
11-13-94 (49 atts.)
29 Bernie Kosar, Miami,
10-15-95 (42 atts.)
29 Elvis Grbac, at San Francisco,
10-29-95 (42 atts.)

LONGEST TOUCHDOWN COMPLETIONS

- 89 Heath Shuler to Randal Hill
at Chicago 10-5-97
82 John Fourcade to Mike Waters
vs. Rams 10-4-87
80 Billy Kilmer to Danny Abramowicz
at Washington 12-17-67
79 Archie Manning to Bob Newland
vs. Los Angeles 11-17-74
78 Jim Everett to Michael Haynes
at Atlanta 12-11-94
75 Jim Everett to Torrance Small
at Denver 12-24-94

Opponent/Longest**Touchdown Completions**

- 98 Bobby Hebert to Michael Haynes
at Atlanta 9-12-93
88 Bob Berry to Harmon Wages
at Atlanta 12-7-69

LONGEST NON-SCORING COMPLETIONS

- 96 Billy Kilmer to Walt Roberts
at Philadelphia 11-19-67
85 Archie Manning to Wes Chandler
at San Francisco 9-23-79
84 Bobby Hebert to Eric Martin
vs. Green Bay 9-14-86

Opponent/Longest**Non-Scoring Completion**

- 84 Bob Berry to Ken Burrough,
Atlanta 12-19-71

MOST CONSECUTIVE COMPLETIONS

- 15 Archie Manning, 1979
(7th and 8th games)

Opponent

- 18 Don Majkowski at Green Bay
9-17-89

PASSING PERCENTAGE**Career**

- 61.0 Jim Everett, 1994-96
(1,571 atts., 958 comp.)
58.5 Bobby Hebert, 1985-89, 91-92
(2,055 atts., 1,202 comp.)
57.2 Ken Stabler, 1982-84
(500 atts., 326 comp.)
55.4 Archie Manning, 1971-75, 77-82
(3,335 atts., 1,849 comp.)

Season

- 64.1 Jim Everett, 1994
(540 atts., 346 comp.)
62.9 Bobby Hebert, 1989
(353 atts., 222 comp.)
61.9 Ken Stabler, 1982
(189 atts., 117 comp.)
61.8 Archie Manning, 1978
(471 atts., 291 comp.)

Game

- 90.9 Mike Buck at Pittsburgh 10-17-93
(10-11)
87.0 Bobby Hebert vs. Denver 11-20-88
(20-23)
85.2 Jim Everett at Denver 12-20-94
(23-27)
84.2 Bobby Hebert vs. Dallas 9-10-89
(16-19)

Opponent/Game

- 90.9 Scott Hunter at Atlanta 10-31-76
(10-11)
90.5 Lynn Dickey, Green Bay 12-13-81
(19-21)

TOUCHDOWN PASSES**Career**

- 115 Archie Manning, 1971-75, 77-82
85 Bobby Hebert, 1985-89, 91-92
60 Jim Everett, 1994-95
47 Billy Kilmer, 1967-70

Season

- 26 Jim Everett, 1995
23 Archie Manning, 1980

- 22 Jim Everett, 1994
20 Billy Kilmer, 1969
20 Bobby Hebert, 1988

Game

- 6 Billy Kilmer at St. Louis 11-2-69
4 Bobby Hebert vs. San Francisco
9-4-88
4 Jim Everett vs. Miami 10-15-95

Opponent/Game

- 6 Charley Johnson at St. Louis 11-2-69

QUARTERBACK RATING**Career**

- 81.1 Jim Everett, 1994-96
(958-1,571, 60 TDs, 48 INTs)
79.2 Bobby Hebert, 1985-89, 91-92
(1,202-2,055, 85 TDs, 75 INTs)

Season

- 87.0 Jim Everett, 1995
(345-567, 26 TDs, 14 INTs)
84.9 Jim Everett, 1994
(346-540, 22 TDs, 18 INTs)
82.9 Bobby Hebert, 1987
(164-294, 15 TDs, 9 INTs)
82.9 Bobby Hebert, 1992
(249-422, 19 TDs, 16 INTs)

PASSES HAD INTERCEPTED**Career**

- 156 Archie Manning, 1971-75, 77-82
75 Bobby Hebert, 1985-89, 91-92
62 Billy Kilmer, 1967-70

Season

- 21 Archie Manning, 1972
20 Archie Manning, 1979 & 1980

Game

- 5 Archie Manning vs. Atlanta 9-16-73
5 Archie Manning vs. Rams 10-7-79

Opponent/Game

- 5 Randy Wright, Green Bay
9-14-86
5 Scott Campbell at Atlanta 11-1-87

MOST TIMES SACKED**Career**

- 337 Archie Manning, 1971-75, 77-82
119 Bobby Hebert, 1985-89, 91-92
98 Dave Wilson, 1981, 83-88

Season

- 49 Archie Manning, 1975
43 Archie Manning, 1972
41 Archie Manning, 1980

Game

- 9 Dave Wilson at San Francisco
11-13-83
9 Dave Wilson at Rams 11-3-85
9 Wade Wilson at Cleveland 12-5-93

Opponent/Game

- 7 Wade Wilson at Minnesota
12-21-86

TOTAL OFFENSE**MOST RUNNING AND PASSING PLAYS****Career**

- 3,693 Archie Manning, 1971-75, 77-82
(3,335 passing)
2,197 Bobby Hebert, 1985-89, 91-92
(2,055 passing)

Season

- 591 Jim Everett, 1995 (567 passing)
555 Jim Everett, 1994 (540 passing)
532 Archie Manning, 1980 (509 passing)
515 Bobby Hebert, 1988 (478 passing)
511 Archie Manning, 1972 (448 passing)
509 Archie Manning, 1978 (471 passing)

Game

- 56 Jim Everett at San Francisco
9-25-94 (55 passing)
54 Archie Manning at Green Bay
9-10-78 (53 passing)
54 Archie Manning vs. New England
12-10-72 (52 passing)

Opponent/Game

- 61 Steve Grogan at New England
11-12-89 (59 passing)
59 Warren Moon at Minnesota
11-6-94 (57 passing)

MOST TOTAL YARDS

(does not include yards lost attempting to pass)

Career

- 23,792 Archie Manning, 1971-75, 77-82
(21,734 passing)
15,082 Bobby Hebert, 1985-89, 91-92
(14,630 passing)
10,625 Jim Everett, 1994-96
(10,622 passing)
7,789 Billy Kilmer, 1967-70 (7,490 passing)

Season

- 4,012 Jim Everett, 1995
(3,970 passing)
3,890 Jim Everett, 1994
(3,855 passing)
3,882 Archie Manning, 1980
(3,716 passing)
3,618 Archie Manning, 1978
(3,416 passing)

Game

- 394 Wade Wilson at Atlanta 9-12-93
(341 passing)
381 Archie Manning at San Francisco
12-7-80 (377 passing)
376 Jim Everett vs. Washington
9-11-94 (all passing)

Opponent/Game

- 452 Jim Everett, Rams 11-26-89
(454 passing)

PUNTING**MOST PUNTS****Career**

- 447 Tom Blanchard, 1974-78
(41.3 avg.)
433 Tommy Barnhardt, 1987, 1989-94
(43.0 avg.)
363 Brian Hansen, 1984-88
(42.0 avg.)

Season

- 101 Tom Blanchard, 1976 (39.3 avg.)
92 Tom Blanchard, 1975 (41.0 avg.)
89 Russell Erxleben, 1980 (39.2 avg.)
88 Tom Blanchard, 1974 (42.1 avg.)
88 Mark Royals, 1997 (45.9 avg.)
87 Klaus Wilmsmeyer, 1996 (40.8 avg.)

Game

- 12 Tom Blanchard vs. Minnesota
11-16-75 (42.9 avg.)
11 Steve O'Neal at San Francisco
10-21-73 (41.6 avg.)
11 Russell Erxleben vs. Washington
12-26-82 (44.7 avg.)

Opponent/Game

- 12: Todd Sauerbrun, at Chicago 10-5-97
(43.7 avg.)
11 Shawn McCarthy, at New England
11-8-92 (42.1 avg.)

HIGHEST AVERAGE**Career**

- 45.9 Mark Royals, 1997(88 punts)
*Led NFL
43.0 Tommy Barnhardt, 1987, 1989-94
(433 punts)
42.3 Tom McNeill, 1967-69
(130 punts)
42.0 Brian Hansen, 1984-88
(363 punts)

Season

- 45.9 Mark Royals, 1997(88 punts)
*Led NFL
44.0 Tommy Barnhardt, 1992
(67 punts)
43.8 Brian Hansen, 1984 (69 punts)
43.6 Tommy Barnhardt, 1993
(77 punts)
43.6 Tommy Barnhardt, 1994
(67 punts)
43.5 Tommy Barnhardt, 1991
(86 punts)

LONGEST PUNT

- 81 Tom McNeill vs. Dallas 9-28-69

Opponent/Longest Punt

- 87 Dave Finzer at Chicago 10-7-84

PUNT RETURNS**MOST RETURNS****Career**

- 116 Tyrone Hughes, 1993-96 (9.1 avg.)
104 Jeff Groth, 1981-84 (8.5 avg.)
75 Rich Mauti, 1977-80, 82-83 (8.1 avg.)

Season

- 47 Eric Guliford, 1997 (10.6 avg.)
39 Jeff Groth, 1983 (7.1 avg.)
38 Rich Mauti, 1977 (7.4 avg.)
37 Howard Stevens, 1974 (10.2 avg.)
37 Jeff Groth, 1981 (11.8 avg.)
37 Vince Buck, 1990 (8.2 avg.)
37 Tyrone Hughes, 1993 (13.6 avg.)

Game

- 7 Eric Guliford at Oakland 11-9-97
(90 yards)
6 Pete Athas vs. Houston 10-3-76
(161 yards)
6 Rod Harris at Detroit 12-3-89
(38 yards)
6 Bobby Morse vs. Indianapolis
12-24-89 (28 yards)

- 6 Vince Buck vs. Minnesota
9-22-91 (37 yards)

- 6 Tyrone Hughes at Carolina
10-22-95 (36 yards)

- 6 Eric Guliford at Chicago
10-5-97 (77 yards)

Opponent/Game

- 10 Mike Nelms, Washington 12-26-82
(106 yards)

MOST YARDS**Career**

- 1,060 Tyrone Hughes, 1993-96 (116 returns)
887 Jeff Groth, 1981-84 (104 returns)
657 Mel Gray, 1986-88 (49 returns)
610 Rich Mauti, 1977-80, 82-83
(75 returns)

Season

- 503 Tyrone Hughes, 1993 (37 returns)
498 Eric Guliford, 1997 (47 returns)
436 Jeff Groth, 1981 (37 returns)

Game

- 161 Pete Athas vs. Houston 10-3-76
(6 returns)
130 Mel Gray vs. Tampa Bay 12-6-87
(2 returns)
128 Tyrone Hughes at Rams 10-3-93
(4 returns)

Opponent/Game

- 143 Chuck Latourette, St. Louis 9-29-68
(3 returns)

BEST AVERAGE**Career (min. 25 returns)**

- 13.4 Mel Gray, 1986-88 (49 returns)
10.6 Eric Guliford, 1997 (47 returns)
10.1 Howard Stevens, 1973-74 (54 returns)

Season (min. 10 returns)

- 14.7 Mel Gray, 1987 (24 returns)
13.6 Tyrone Hughes, 1993 (37 returns)
12.2 Gil Chapman, 1975 (17 returns)
12.2 Mel Gray, 1988 (25 returns)

LONGEST RETURNS

- 83t Tyrone Hughes at Philadelphia
12-26-93

- 80 Mel Gray vs. Tampa Bay 12-6-87

Opponent/Longest Return

- 103t Robert Bailey, Rams, 10/23/94
(NFL Record)

PUNTS RETURNED FOR TOUCHDOWNS

- 83 Tyrone Hughes at Philadelphia
12-26-93
74 Tyrone Hughes at Rams 10-3-93
66 Mel Gray vs. Denver 11-20-88
56 Derrick Shepard vs. Dallas 9-10-89
53 Charlie Brown vs. Pittsburgh
12-15-68

Opponent/Longest Punt Returns for Touchdowns

(Total of 17)

- 103 Robert Bailey, Rams 10-23-94
(NFL Record)
88 Mike Fuller, San Diego 10-9-77
86 Chuck Latourette, St. Louis 9-29-68
84 Ron Smith at San Diego 11-18-73
84 Winslow Oliver, Carolina 9-8-96

KICKOFF RETURNS**MOST RETURNS****Career**

- 229 Tyrone Hughes, 1993-96
(24.97 avg.)
124 Rich Mauti, 1977-80, 82-83
(22.9 avg.)
94 Mel Gray, 1986-88 (23.3 avg.)

Season

- 70 Tyrone Hughes, 1996
(NFL Record) (25.6 avg.)
66 Tyrone Hughes, 1995 (24.5 avg.)
63 Tyrone Hughes, 1994 (24.7 avg.)
43 Margene Adkins, 1972 (23.7 avg.)
41 Jimmy Rogers, 1980 (22.9 avg.)

Game

- 8 Tyrone Hughes vs. San Diego
10-16-94 (196 yards)
8 Tyrone Hughes at Minnesota
11-19-95 (156 yards)
7 Tyrone Hughes vs. Rams
10-23-94 (304 yards)
7 Tyrone Hughes vs. Atlanta
9-17-95 (199 yards)
7 Tyrone Hughes vs. Green Bay
12-16-95 (194 yards)
7 Tyrone Hughes at Cincinnati
9-15-96 (205 yards)
6 11 times by 5 different players

Opponent/Game

- 7 Dennis Pearson, Atlanta 9-2-79
(122 yards)
7 Butler By'not'e, Carolina 11-26-95
(110 yards)

MOST YARDS**Career**

- 5,717 Tyrone Hughes, 1993-96 (229 returns)
 2,836 Rich Mauti, 1977-80, 82-83
 (124 returns)
 2,192 Mel Gray, 1986-88 (94 returns)

Season

- 1,791 Tyrone Hughes, 1996
 (NFL Record) (70 returns)
 1,617 Tyrone Hughes, 1995 (66 returns)
 1,556 Tyrone Hughes, 1994 (63 returns)
 1,128 Eric Guliford, 1997 (43 returns)
 1,020 Margene Adkins, 1972 (43 returns)

Game

- 304 Tyrone Hughes vs. Rams
 10-23-94 (NFL Record) (7 returns)
 205 Tyrone Hughes at Cincinnati
 9-15-96 (7 returns)
 199 Tyrone Hughes vs. Atlanta
 9-17-95 (7 returns)
 196 Tyrone Hughes vs. San Diego
 10-16-94 (8 returns)
 194 Tyrone Hughes vs. Green Bay
 12-16-95 (7 returns)
 186 Mel Gray at San Francisco
 9-21-86 (3 returns)

Opponent/Game

- 198 Clarence Verdin, at Atlanta
 12-11-94 (7 returns)
 190 Deion Sanders, Atlanta 12-3-92
 (6 returns)
 189 Dave Hampton, at Green Bay
 11-28-71 (5 returns)

BEST AVERAGE**Career (min. 25 returns)**

- 26.3 Walt Roberts, 1967 (28 returns)
 26.2 Eric Guliford, 1997 (43 returns)
 26.1 John Gilliam, 1967-68, 1977
 (31 returns)

Season (min. 10 returns)

- 27.9 Don Shy, 1969 (16 returns)
 27.9 Mel Gray, 1986 (31 returns)
 27.8 Bobby Morse, 1989 (10 returns)

KICKOFFS RETURNED FOR TOUCHDOWNS

- 102 Eric Guliford at St. Louis 8-31-97
 101 Mel Gray at San Francisco 9-21-86
 99 Bobby Morse at Detroit 12-3-89
 99 Tyrone Hughes at Minnesota 11-28-93

- 98 Tyrone Hughes vs. Rams 10-23-94
 94 John Gilliam vs. Rams 9-17-67
 92 Clarence Chapman at San Francisco
 11-27-77
 92 Tyrone Hughes vs. Rams 10-23-94
 91 Walt Roberts vs. Philadelphia 11-5-67

Opponent/Kickoffs**Returned for Touchdowns**

- 105 Travis Williams at Rams 12-5-71
 98 Dexter Carter at San Francisco
 12-1-91
 95 Nate Lewis at San Diego 11-17-91
 94 Cliff Austin at Atlanta 10-20-85
 93 Steve Odom, Green Bay 10-12-75
 90 Dave Hampton at Green Bay 11-28-71

COMBINED KICKOFF AND PUNT RETURNS**MOST RETURNS****Career**

- 345 Tyrone Hughes, 1993-96
 199 Rich Mauti, 1977-80, 82-83

Season

- 100 Tyrone Hughes, 1996
 94 Tyrone Hughes, 1995
 90 Eric Guliford, 1997
 84 Tyrone Hughes, 1994

Game

- 11 Tyrone Hughes at Carolina 10-22-95
 11 Tyrone Hughes vs. Arizona 9-22-96
 10 Tyrone Hughes vs. Rams 10-23-94

MOST YARDS**Career**

- 6,777 Tyrone Hughes, 1993-96
 3,446 Rich Mauti, 1977-80, 82-83
 2,849 Mel Gray, 1986-88

Season

- 1,943 Tyrone Hughes, 1996
 1,879 Tyrone Hughes, 1995
 1,699 Tyrone Hughes, 1994
 1,626 Eric Guliford, 1997
 1,256 Tyrone Hughes, 1993

Game

- 347 Tyrone Hughes, vs. Rams
 10-23-94 (NFL Record)
 232 Eric Guliford, at St. Louis 8-31-97
 221 Tyrone Hughes, vs. Philadelphia
 12-26-93

Opponent/Game

- 233 Chuck Latourette, St. Louis 9-29-68
 225 Brian Mitchell, Washington 9-11-94

MOST RETURNS FOR TOUCHDOWNS**Career**

- 5 Tyrone Hughes, 1993-95
 2 Mel Gray, 1986-88

Season

- 3 Tyrone Hughes, 1993
 2 Tyrone Hughes, 1994

Game

- 2 Tyrone Hughes, vs. Rams
 10-23-94

Opponent/Game

- 1 23 different players

INTERCEPTIONS**MOST INTERCEPTIONS****Career**

- 37 Dave Waymer, 1980-89 (395 yards)
 36 Tommy Myers, 1972-81 (621 yards)

Season

- 10 Dave Whitsell, 1967 (178 yards)
 9 Dave Waymer, 1986 (48 yards)

Game

- 3 Tommy Myers vs. Minnesota
 9-3-78 (151 yards)
 3 Dave Waymer vs. Philadelphia
 10-6-85 (28 yards)
 3 Reggie Sutton at Chicago
 10-18-87 (42 yards)
 3 Gene Atkins at Phoenix
 12-22-91 (198 yards)

Opponent/Game

- 3 Pat Thomas, Rams 10-7-79 (5 yards)
 3 Leonard Coleman at Indianapolis
 10-12-86 (31 yards)
 3 Rod Woodson at San Francisco
 9-14-97 (81 yards)

MOST YARDS RETURNED**Career**

- 621 Tommy Myers, 1972-81
 (36 returns)
 395 Dave Waymer, 1980-89
 (37 returns)

Season

- 198 Gene Atkins, 1991 (5 returns)
 178 Dave Whitsell, 1967 (10 returns)
 167 Tommy Myers, 1978 (6 returns)

Game

- 151 Tommy Myers vs. Minnesota 9-3-78
 (3 returns)
 99 Gene Atkins at Phoenix 12-22-91
 (3 returns)
 94 Bo Burris vs. Minnesota 10-13-68
 (1 return)

Opponent/Game

- 93 Ross Fichtner, Cleveland 10-1-67
 (2 returns)

MOST RETURNS FOR TOUCHDOWNS**Career**

- 3 Brett Maxie, 1985-93
 3 Jim Merlo, 1973-79
 2 Toi Cook, 1987-93
 2 Tommy Myers, 1972-81
 2 Johnnie Poe, 1981-87
 2 Dave Whitsell, 1967-69
 2 Dennis Winston, 1982-85

Season

- 2 Dave Whitsell, 1967
 2 Jim Merlo, 1976
 2 Dennis Winston, 1984

Game

- 1 22 different players

Opponent/Game

- 2 Eric Allen, at Philadelphia 12-26-93

LONGEST RETURNS

- 97t Tommy Myers vs. Minnesota 9-3-78
 94t Bo Burris vs. Minnesota 10-13-68

Opponent/Longest Returns

- 88 Ross Fichtner, Cleveland
 10-1-67#
 78t Jesse Solomon at Minnesota 12-4-88
 #Lateral from Erich Barnes

QUARTERBACK SACKS**MOST SACKS****Career**

- 123 Rickey Jackson, 1981-93
 76.5 Pat Swilling, 1986-92
 75 Wayne Martin, 1989-97 (current)
 57 Frank Warren 1981-89, 91-94

Season

- 17 Pat Swilling, 1991 (139 yards)
 16.5 Pat Swilling, 1989 (164 yards)
 15.5 Wayne Martin, 1992 (102 yards)

Most Sacks by a Rookie

- 9 Renaldo Turnbull, 1990
 8 Rickey Jackson, 1981

Game

- 4 Rickey Jackson at Atlanta
 12-14-86 (33 yards)
 4 Rickey Jackson at Detroit
 9-18-88 (34 yards)
 4 Pat Swilling vs. Tampa Bay
 11-11-90 (26 yards)
 4 Wayne Martin vs. Atlanta 12-3-92
 (26.5 yards)
 4 Wayne Martin vs. Detroit 9-21-97
 (15 yards)

Opponent/Game

- 6 Fred Dean at San Francisco
 11-13-83 (41 yards)

FUMBLES**MOST OPPONENTS' FUMBLES RECOVERED****Career**

- 26 Rickey Jackson, 1981-93
 17 Sam Mills, 1986-94
 14 Dave Waymer, 1980-89
 13 Gene Atkins, 1987-93

Season

- 7 Rickey Jackson, 1990
 5 Joe Federspiel, 1975
 5 Maurice Spencer, 1976
 5 Jack Del Rio, 1985
 5 James Geathers, 1989

Game

- 3 Maurice Spencer vs. Atlanta
 10-10-76

LONGEST FUMBLE RETURN

- 86t Tyrone Hughes vs. San Francisco
 11-28-94
 85t Ernie Jackson vs. Atlanta 10-15-72
 76t Sam Mills at Jets 12-26-92

Opponent/Longest Fumble Return

- 98t Toby Wright, Rams 10-23-94
 96t C.L. Whittington, Houston 10-3-76

MOST FUMBLES RETURNED FOR TOUCHDOWNS**Career**

- 2 Robert "Pig" Goff, 1990-95
 2 Tyrone Hughes, 1993-95
 2 Sam Mills, 1986-94
 2 Tommy Myers, 1972-81
 2 Frank Warren, 1981-89, 91-93

Season

- 2 Robert "Pig" Goff, 1992
 2 Tyrone Hughes, 1994

MOST TIMES FUMBLED**Career**

- 57 Archie Manning, 1971-75, 77-82

Season

- 11 George Rogers, 1981 (6 lost)

Game

- 3 Billy Kilmer at St. Louis 12-3-67
 3 Billy Kilmer vs. Cleveland 10-12-69
 3 Howard Stevens at Dallas 9-24-73
 3 Hokie Gajan vs. Tampa Bay
 9-22-85 (2 lost)
 3 Rueben Mayes vs. San Francisco
 10-25-87 (2 lost)
 3 Rueben Mayes at Pittsburgh
 11-29-87 (2 lost)
 3 Heath Shuler vs. Atlanta
 10-12-97 (1 lost)

SAINTS TEAM RECORDS

*Records set as a result of the (1982) nine-game season

SCORING**MOST POINTS****Season**

- 422 1987
 386 1989
 370 1979

Opponent/Season

- 487 1980

Game

- 51 Saints 51 at St. Louis 42, 11-2-69
 51 Saints 51 at Seattle 27, 11-21-76

Opponent/Game

- 62 Atlanta 62 at Saints 7, 9-16-73

Half

- 42 at Tampa Bay 10-14-79 (2nd)

Opponent/Half

- 38 Atlanta 9-16-73 (2nd)

Quarter

- 28 at Seattle 11-21-76 (3rd)
 28 vs. Oakland 12-3-79 (2nd)

Opponent/Quarter

- 28 at Philadelphia 11-19-67 (2nd)
 28 at Chicago 10-10-71 (2nd)
 28 vs. Rams 10-7-79 (2nd)

FEWEST POINTS**Season**

- 129 1982*
 163 1973
 165 1975
 166 1974

Opponent/Season

- 160 1982*
 202 1992
 211 1991

Game

- 0 12 times
 (last time vs. San Francisco 10-26-97)

Opponent/Game

- 0 12 times
 (last time at Jets 12-24-95)

MOST TOUCHDOWNS**Season**

- 46 1979, 1987, 1989

Opponent/Season

- 60 1980

Game

- 7 at St. Louis 11-2-69
 6 at Seattle 11-21-76
 6 at Chicago 10-2-77
 6 at Tampa Bay 10-14-79
 6 vs. Denver 11-20-88

Opponent/Game

- 8 Atlanta, 9-16-73

FEWEST TOUCHDOWNS**Season**

- 16 1973, 1982*
 17 1970

Opponent/Season

- 19 1982*
 23 1991

MOST GAMES WITHOUT YIELDING A TOUCHDOWN

- 5 1991 (2 Shutouts)

MOST TOUCHDOWNS RUSHING**Season**

- 28 1979
 20 1983, 1987

Opponent/Season

- 28 1980

Game

- 5 at Tampa Bay 10-14-79

Opponent/Game

- 5 at St. Louis 10-23-77
 5 at Giants 9-24-95

FEWEST TOUCHDOWNS RUSHING**Season**

- 4 1970, 1985
 5 1972, 1973

Opponent/Season

- 6 1987, 1991
 7 1988, 1993

MOST TOUCHDOWNS PASSING**Season**

- 26 1980, 1995
 23 1987, 1989

Opponent/Season

- 32 1969
 31 1980

Game

- 6 at St. Louis 11-2-69

Opponent/Game

- 6 at St. Louis 11-2-69

FEWEST TOUCHDOWNS PASSING**Season**

- 8 1975, 1976, 1981, 1982*

Opponent/Season

- 11 1982*
 12 1991

MOST FIELD GOALS**Season**

- 33 1987 (42 attempts)

31 1985 (35 attempts)

Opponent/Season

33 1996 (42 attempts)

31 1972 (34 attempts)

Game5 at Green Bay (Milw.) 11-28-71
(6 attempts)5 vs. Los Angeles Rams 12-1-85
(5 attempts)

5 vs. San Francisco 10-25-87 (7 attempts)

5 vs. Atlanta 12-3-92 (5 attempts)

5 at Atlanta 12-11-94 (5 attempts)

Opponent/Game

6 at Jets 12-3-72 (7 attempts)

6 San Francisco 10-16-83 (6 attempts)

6 Atlanta 11-13-94 (6 attempts)

MOST DEFENSIVE TOUCHDOWNS**Season**

6 1992

4 1976, 1984, 1985

Opponent/Season

9 1993

5 1975, 1983, 1994

MOST POINTS AFTER TOUCHDOWN**Season**

44 1979 (46 attempts)

44 1989 (46 attempts)

43 1987 (46 attempts)

Opponent/Season

56 1980 (60 attempts)

Game

6 at St. Louis 11-2-69 (7 attempts)

6 at Seattle 11-21-76 (6 attempts)

6 at Chicago 10-2-77 (6 attempts)

6 at Tampa Bay 10-14-79 (6 attempts)

6 vs. Denver 11-20-88 (6 attempts)

Opponent/Game

8 Atlanta, 9-16-73 (8 attempts)

FEWEST POINTS AFTER TOUCHDOWN**Season**

15 1982* (16 attempts)

16 1970 (17 attempts)

16 1973 (16 attempts)

Opponent/Season

19 1982* (19 attempts)

22 1991 (23 attempts)

22 1992 (24 attempts)

MOST TWO-POINT CONVERSIONS**Season**

2 1994, 1995, 1996

Opponent/Season

3 1994, 1995

Game

1 7 different times

Opponent/Game

2 Carolina, 11-26-95

GREATEST MARGIN OF VICTORY

42 Denver 0 at Saints 42, 11-20-88

GREATEST MARGIN OF DEFEAT

55 Atlanta 62 at Saints 7, 9-16-73

MOST CONSECUTIVE GAMES**SCORING**216 Beginning game 15, 1983 through
game 7, 1997 (was held scoreless vs. Carolina in
game 8 of 1997)**LONGEST WINNING STREAK**

9 1987 (games 7-15)

1990 (last 2) through 1991 (first 7)

LONGEST LOSING STREAK

14 First 14 games of 1980

FIRST DOWNS**MOST FIRST DOWNS****Season**

315 1979

308 1994

305 1988

304 1987, 1989

Opponent/Season

360 1980

Game

32 vs. Atlanta 1-2-83

30 at St. Louis 10-11-87

30 vs. Atlanta 11-13-94

Opponent/Game

35 Atlanta 9-2-79

FEWEST FIRST DOWNS**Season**

173 1982*

183 1970

Opponent/Season

150 1982*

215 1991

Game

2 at San Francisco 10-21-73

3 vs. St. Louis 10-5-80

Opponent/Game

6 vs. Rams, 9-15-91

6 vs. Minnesota 9-22-91

6 vs. Raiders 12-16-91

6 at New England 11-8-92

MOST FIRST DOWNS RUSHING**Season**

160 1979

135 1983

131 1984

Opponent/Season

178 1980

Game

19 at Seattle 11-21-76

Opponent/Game

23 St. Louis 10-4-80

FEWEST FIRST DOWNS RUSHING**Season**

67 1967

75 1995

78 1994, 1997

Opponent/Season

58 1982*

63 1991

Game

0 at Philadelphia 10-26-69

0 vs. St. Louis 10-5-80

0 vs. San Francisco 9-3-95

Opponent/Game

0 vs. New England 11-30-86

0 at Detroit 9-18-88

MOST FIRST DOWNS PASSING**Season**

203 1994

202 1995

183 1980

Opponent/Season

208 1994

198 1989

197 1986

Game

24 vs. Washington 9-11-94

18 vs. Tampa Bay 12-5-82

18 vs. Green Bay 12-16-95

Opponent/Game

23 at Minnesota 11-6-94

22 at San Francisco 11-13-83

FEWEST FIRST DOWNS PASSING**Season**

76 1982*

82 1975

Opponent/Season

81 1982*

103 1977

Game

0 at San Francisco 10-21-73

Opponent/Game

0 at St. Louis 10-11-87

MOST FIRST DOWNS BY PENALTY**Season**

31 1969, 1971

30 1984

Opponent/Season

34 1987

Game

7 at Jets 10-26-86

7 at Tampa Bay 9-24-89

Opponent/Game

6 San Francisco, 10-25-87

6 at New England 11-12-89

NET YARDS**MOST YARDS GAINED****Season**

5,627 1979 (2,476 rushing, 3,151 passing)

5,328 1989 (1,948 rushing, 3,380 passing)

5,182 1994 (1,336 rushing, 3,846 passing)

5,178 1995 (1,390 rushing, 3,788 passing)

5,131 1988 (2,046 rushing, 3,085 passing)

Opponent/Season

6,218 1980 (3,106 rushing, 3,112 passing)

Game557 at Atlanta 9-12-93 (227 rushing,
330 passing)526 vs. Miami 12-7-86 (257 rushing,
269 passing)519 at San Francisco 12-7-80
(143 rushing, 376 passing)512 vs. Atlanta 9-2-79 (188 rushing,
324 passing)512 at San Francisco 9-23-79
(174 rushing, 338 passing)508 at St. Louis 11-2-69 (163 rushing,
345 passing)**Opponent/Game**552 Atlanta 9-2-79 (257 rushing,
295 passing)544 at Minnesota 11-19-95
(146 rushing, 398 passing)**FEWEST YARDS GAINED****Season**

2,655 1982* (1,257 rushing, 1,398 passing)

3,189 1975 (1,642 rushing, 1,547 passing)

Opponent/Season

2,607 1982* (974 rushing, 1,633 passing)

3,795 1974 (1,758 rushing, 2,039 passing)

3,933 1991 (1,213 rushing, 2,720 passing)

Game60 vs. Minnesota 11-16-75
(67 rushing, -7 passing)80 vs. St. Louis 10-5-80
(15 rushing, 65 passing)82 at San Francisco 10-21-73
(97 rushing, -15 passing)**Opponent/Game**117 vs. Raiders 12-16-91 (71 rushing,
46 passing)120 vs. Rams 9-15-91 (77 rushing,
43 passing)

**HIGHEST AVERAGE
PER OFFENSIVE PLAY****Season**

5.7 1979 (995-5,627)

Opponent/Season

5.6 1980 (1,101-6,218)

Game9.0 at New England 12-3-95
(432 yards)

8.3 at Atlanta 9-12-93 (557 yards)

8.1 vs. Atlanta 9-2-79 (512 yards)

Opponent/Game

8.1 at St. Louis 11-2-69 (473 yards)

**LOWEST AVERAGE
PER OFFENSIVE PLAY****Season**

3.5 1975 (908-3,189)

Opponent/Season

4.3 1992 (949-4,075); 1997 (1,073-4,645)

RUSHING**MOST YARDS****Season**

2,476 1979 (551 attempts)

2,461 1983 (595 attempts)

2,286 1981 (546 attempts)

Opponent/Season

3,106 1980 (630 attempts)

Game

307 at Los Angeles 11-8-81 (52 attempts)

299 at Kansas City 9-26-76 (44 attempts)

276 at Rams 12-16-79 (54 attempts)

272 vs. St. Louis 9-4-83 (40 attempts)

Opponent/Game

340 Rams 11-25-73 (55 attempts)

330 St. Louis 10-5-80 (62 attempts)

FEWEST YARDS**Season**

1,193 1967 (334 attempts)

1,215 1970 (371 attempts)

1,230 1972 (336 attempts)

Opponent/Season

974 1982* (255 attempts)

1,213 1991 (335 attempts)

Game

7 vs. San Francisco 10-1-72 (16 attempts)

11 vs. Giants 12-20-93 (12 attempts)

15 vs. St. Louis 10-5-80 (9 attempts)

16 at Raiders 11-20-94 (11 attempts)

Opponent/Game

2 New England 11-30-86 (18 attempts)

14 Giants 11-27-88 (17 attempts)

MOST ATTEMPTS**Season**

595 1983 (2,461 yards)

569 1987 (2,190 yards)

546 1981 (2,286 yards)

Opponent/Season

630 1980 (3,106 yards)

623 1977 (2,729 yards)

Game

55 at Atlanta 10-20-74 (232 yards)

55 at San Francisco 10-15-78 (175 yards)

Opponent/Game

62 St. Louis 10-5-80 (330 yards)

FEWEST ATTEMPTS**Season**

331 1982* (1,257 yards)

334 1967 (1,193 yards)

336 1972 (1,230 yards)

Opponent/Season

255 1982* (974 yards)

334 1991 (1,213 yards)

Game

9 vs. St. Louis 10-5-80 (15 yards)

Opponent/Game

10 Dallas 9-10-89 (20 yards)

HIGHEST AVERAGE PER RUSH**Season**

4.5 1979 (551-2,476)

Opponent/Season

4.9 1980 (630-3,106)

Game

7.4 vs. Philadelphia 10-1-95 (16-119)

7.3 at Atlanta 9-12-93 (31-227)

7.1 vs. Miami 12-7-86 (36-257)

Opponent/Game

8.1 at Carolina 11-30-97 (23-186)

7.5 at Rams 12-5-71 (39-293)

LOWEST AVERAGE PER RUSH**Season**

3.3 1970 (371-1,215)

Opponent/Season

3.2 1986 (486-1,559)

Game

0.4 vs. San Francisco 10-1-72 (16-7)

Opponent/Game

0.1 New England 11-30-86 (18-2)

PASSING**MOST NET YARDS****Season**

3,846 1994

3,788 1995

3,648 1980

3,380 1989

Opponent/Season

3,860 1989

Game

380 vs. Washington 9-11-94

376 at San Francisco 12-7-80

367 at Denver 12-24-94

360 vs. Atlanta 9-17-95

349 at Phoenix 10-18-92

349 vs. Green Bay 12-16-95

Opponent/Game

415 Rams 11-26-89

410 at Minnesota 11-6-94

398 at Minnesota 11-19-95

395 Kansas City 9-8-85

FEWEST NET YARDS**Season**

1,398 1982*

1,547 1975

1,573 1977

Opponent/Season

1,633 1982*

1,900 1977

Game

-15 at San Francisco 10-21-73

-7 vs. Minnesota 11-16-75

0 at San Francisco 10-17-76

Opponent/Game

4 at St. Louis 10-11-87

16 at New England 12-4-83

MOST ATTEMPTS**Season**

573 1995 (349 completed)

569 1994 (366 completed)

566 1980 (334 completed)

508 1985 (260 completed)

506 1991 (292 completed)

Opponent/Season

577 1989 (320 completed)

575 1986 (330 completed)

Game

55 at San Francisco 9-25-94 (31 completed)

53 at Green Bay 9-10-78 (33 completed)

52 vs. New England 12-10-72

(24 completed)

52 vs. San Francisco 11-23-75

(25 completed)

Opponent/Game

59 at New England 11-12-89 (27 completed)

FEWEST ATTEMPTS**Season**

248 1982* (137 completed)

321 1977 (166 completed)

Opponent/Season

245 1982* (149 completed)

333 1971 (175 completed)

Game

4 at San Francisco 10-15-78

(2 completed)

Opponent/Game

10 at New England 12-4-83

(3 completed)

10 at St. Louis 10-11-87 (3 completed)

MOST COMPLETIONS**Season**

366 1994 (569 attempts)

349 1995 (573 attempts)

334 1980 (566 attempts)

294 1978 (479 attempts)

292 1991 (506 attempts)

Opponent/Season

353 1994 (559 attempts)

330 1986 (575 attempts)

Game

33 vs. Green Bay 9-10-78 (53 attempts)

33 vs. Washington 9-11-94 (49 attempts)

31 vs. San Francisco 10-8-89 (49 attempts)

31 at San Francisco 9-25-94 (55 attempts)

31 at Atlanta 12-10-95 (47 attempts)

30 vs. Atlanta 9-17-95 (44 attempts)

Opponent/Game

33 at Minnesota 11-6-94 (57 attempts)

31 at Rams 12-9-90 (50 attempts)

30 vs. Seattle 9-1-91 (41 attempts)

30 at Minnesota 11-19-95 (39 attempts)

FEWEST COMPLETIONS**Season**

137 1982* (248 attempts)

163 1973 (338 attempts)

166 1977 (321 attempts)

Opponent/Season

149 1982* (245 attempts)

153 1968 (366 attempts)

154 1977 (290 attempts)

Game

2 at San Francisco 10-15-78 (4 attempts)

Opponent/Game

3 at New England 12-4-83 (10 attempts)

3 at St. Louis 10-11-87 (10 attempts)

BEST COMPLETION PERCENTAGE**Season**

64.3 1994 (366-569)

61.6 1989 (284-461)

61.4 1978 (294-479)

Opponent/Season

63.1 1994 (353-559)

60.9 1981 (287-471)

60.8 1982 (149-245)

Game

87.0 vs. Denver 11-20-88 (20-23)

84.2 vs. Dallas 9-10-89 (16-19)

Opponent/Game

90.5 Green Bay 12-13-81 (19-21)

LOWEST COMPLETION PERCENTAGE

Season

46.2 1975 (181-392)

47.0 1971 (182-387)

Opponent/Season

41.8 1968 (153-366)

Game

23.5 vs. Rams 9-13-81 (4-17)

26.9 at Chicago 10-7-84 (7-26)

27.0 at Minnesota 12-4-88 (10-37)

27.3 at Dallas 12-19-82 (6-22)

Opponent/Game

22.7 Chicago 10-27-91 (5-22)

MOST PASSES HAD INTERCEPTED

Season

33 1997

29 1968

28 1984

Opponent/Season

31 1987

29 1991

Game

6 vs. Atlanta 9-16-73

6 at San Francisco 9-14-97

5 vs. Rams 10-7-79

Opponent/Game

7 Green Bay 9-14-86

FEWEST PASSES HAD INTERCEPTED

Season

12 1987

14 1971, 1976, 1982*, 1995

Opponent/Season

8 1990

9 1982*

10 1977, 1993

INTERCEPTIONS

MOST INTERCEPTIONS

Season

31 1987

29 1991

Opponent/Season

33 1997

29 1968

Game

7 vs. Green Bay 9-14-86

5 at Atlanta 11-1-87

5 vs. Giants 11-22-87

5 at Philadelphia 10-13-91

5 at Phoenix 12-22-91

Opponent/Game

6 Atlanta 9-16-73

6 San Francisco 9-14-97

FEWEST INTERCEPTIONS

Season

8 1990

9 1982*

10 1977, 1993

Opponent/Season

12 1987

MOST RETURN YARDAGE

Season

482 1991 (29 returns)

412 1983 (23 returns)

Opponent/Season

479 1981 (27 returns)

Game

176 vs. Minnesota 9-3-78 (4 returns)

126 vs. Minnesota 10-13-68 (2 returns)

Opponent/Game

136 at Minnesota 12-4-88 (2 returns)

FEWEST RETURN YARDAGE

Season

73 1969 (12 returns)

83 1977 (10 returns)

Opponent/Season

79 1982* (14 returns)

93 1996 (17 returns)

140 1976 (14 returns)

MOST RETURNS FOR TOUCHDOWNS

Season

3 1976, 1983, 1984, 1992

Opponent/Season

6 1993

5 1983

4 1977

Game

1 31 times

Opponent/Game

3 Tampa Bay 12-11-77

2 at Green Bay 12-2-73

2 Rams 12-18-83

2 at Minnesota 12-4-88

2 at Philadelphia 12-26-93

2 Dallas 12-19-94

FUMBLES

MOST FUMBLES

Season

40 1981 (20 lost)

36 1983 (22 lost)

Opponent/Season

43 1975 (22 lost)

Game

7 at Rams 11-8-81 (2 lost)

7 vs. New England 11-30-86 (5 lost)

Opponent/Game

7 Cleveland 12-12-71 (5 lost)

7 at Rams 12-16-79 (4 lost)

7 at Jets 10-26-86 (2 lost)

FEWEST FUMBLES

Season

17 1982* (10 lost)

19 1968 (11 lost)

19 1995 (11 lost)

20 1977 (11 lost)

Opponent/Season

20 1969 (10 lost)

MOST FUMBLES LOST

Season

22 1983 (36 fumbles)

22 1997 (34 fumbles)

20 1981 (40 fumbles)

Opponent/Season

27 1976 (37 fumbles)

Game

5 vs. New England 11-30-86

(7 fumbles)

Opponent/Game

5 Dallas 11-3-68

5 Cleveland 12-12-71

5 at Atlanta 11-25-79

FEWEST FUMBLES LOST

Season

10 1982* (17 fumbles)

11 1968, 1971, 1974, 1977, 1995

Opponent/Season

10 1967, 1969, 1984, 1996

MOST FUMBLES RETURNED FOR TOUCHDOWNS

Season

3 1992

2 8 different times, last in 1994

Opponent/Season

4 1975

Game

2 at San Francisco 10-19-75

Opponent/Game

2 at St. Louis 10-11-87

TURNOVERS

MOST TURNOVERS

Season

55 1997

47 1981, 1983

41 1984

Opponent/Season

49 1987

48 1991

Game

8 vs. Atlanta 9-16-73

8 vs. Detroit 10-28-90

8 at San Francisco 9-14-97

Opponent/Game

7 Dallas 11-3-68

7 Cleveland 12-12-71

7 Green Bay 9-14-86

7 Giants 11-22-87

7 at Phoenix 12-22-91

FEWEST TURNOVERS

Season

24 1982*

25 1971, 1995

Opponent/Season

22 1969, 1982*

23 1984

QUARTERBACK SACKS

MOST SACKS

Season

59 1997 (408 yards)

57 1992 (376 yards)

56 1983 (437 yards)

55 1984 (420 yards)

Opponent/Season

58 1985 (461 yards)

Game

9 vs. Rams 12-1-85 (69 yards)

8 vs. Chicago 9-18-83 (73 yards)

Opponent/Game

10 vs. Atlanta 10-12-97 (76 yards)

9 vs. Rams 10-24-76 (78 yards)

9 at San Francisco 11-13-83 (77 yards)

9 at Rams 11-3-85 (63 yards)

9 at Cleveland 12-5-93 (71 yards)

FEWEST SACKS

Season

17 1970 (136 yards)

23 1967 (199 yards)

Opponent/Season

15 1992 (119 yards)

17 1979 (140 yards)

19 1991 (160 yards)

MOST YARDS ON SACKS

Season

437 1983 (56 sacks)

420 1984 (55 sacks)

Opponent/Season

461 1985 (58 sacks)

Game

73 vs. Chicago 9-18-83 (8 sacks)

Opponent/Game

81 vs. San Diego 10-9-77 (8 sacks)

PUNTING**MOST PUNTS****Season**

101 1976 (39.3 avg.)
92 1975 (41.0 avg.)
91 1974 (41.8 avg.)

Opponent/Season

92 1997 (39.9 avg.)
89 1992 (41.1 avg.)
88 1991 (42.3 avg.)
87 1976 (39.9 avg.)

Game

12 vs. Minnesota 11-16-75
11 at San Francisco 10-21-73
11 vs. Washington 12-26-82

Opponent/Game

12 at Chicago 10-5-97
11 at New England 11-8-92
10 at Atlanta 10-20-74
10 Houston 10-3-76
10 at Raiders 10-13-85
10 at Carolina 10-22-95

FEWEST PUNTS**Season**

46 1982* (43.0 avg.)
49 1969 (41.4 avg.)

Opponent/Season

50 1971 (41.2 avg.)

Game

0 vs. Atlanta 1-2-83
1 10 different times

Opponent/Game

0 at Giants 10-8-67
0 at San Francisco 11-14-71
0 Cleveland 9-13-87
0 at Minnesota 11-19-95
1 16 different times

BEST AVERAGE**Season**

45.9 1997 (88 punts)
44.0 1992 (67 punts)
43.6 1993 (77 punts)
43.6 1994 (67 punts)
43.1 1984 (70 punts)
43.0 1991 (87 punts)

Opponent/Season

44.5 1973 (63 punts)

LOWEST AVERAGE**Season**

37.6 1968 (75 punts)
39.0 1989 (71 punts)

Opponent/Season

37.5 1987 (73 punts)

PUNT RETURNS**MOST RETURNS****Season**

53 1989 (428 yards)
48 1997 (496 yards)
47 1986 (377 yards)

Opponent/Season

65 1976 (739 yards)

Game

7 vs. New England 11-30-86 (66 yards)
7 at Detroit 12-3-89 (48 yards)
7 at Oakland 11-9-97 (90 yards)

Opponent/Game

10 Washington 12-26-82 (106 yards)

FEWEST RETURNS**Season**

16 1971 (100 yards)
16 1972 (43 yards)

Opponent/Season

27 1969 (176 yards)

MOST YARDS RETURNED**Season**

517 1993 (38 returns)
496 1997 (48 returns)
468 1987 (41 returns)
428 1989 (53 returns)

Opponent/Season

906 1974 (59 returns)

Game

161 vs. Houston 10-3-76 (6 returns)

Opponent/Game

144 Rams 10-23-94 (4 returns)
143 St. Louis 9-29-68 (3 returns)

BEST AVERAGE**Season**

13.6 1993 (38 returns)
11.8 1988 (35 returns)
11.4 1987 (41 returns)

Opponent/Season

15.4 1974 (59 returns)

LOWEST AVERAGE**Season**

2.7 1972 (16 returns)
3.4 1967 (23 returns)

Opponent/Season

5.8 1971 (43 returns)

MOST RETURNS FOR TOUCHDOWNS**Season**

2 1993

Opponent/Season

2 1974, 1977, 1994

Game

1 5 different times

Opponent/Game

1 17 different times

KICKOFF RETURNS**MOST RETURNS****Season**

88 1980 (22.5 avg.)
82 1994 (22.4 avg.)
73 1995 (23.2 avg.)
72 1967 (24.2 avg.)
72 1984 (20.3 avg.)

Opponent/Season

76 1979 (20.0 avg.)

Game

9 at Philadelphia 11-19-67 (231 yards)
9 vs. San Francisco 10-1-72
(201 yards)

Opponent/Game

8 Washington 9-22-68 (140 yards)
8 Atlanta 9-2-79 (127 yards)
8 at Atlanta 12-11-94 (206 yards)

FEWEST RETURNS**Season**

26 1982* (22.2 avg.)
42 1992 (19.4 avg.)
47 1973 (20.1 avg.)

Opponent/Season

20 1982* (19.4 avg.)
33 1973 (21.9 avg.)

MOST YARDS RETURNED**Season**

1,983 1980 (88 returns)
1,840 1994 (82 returns)
1,739 1967 (72 returns)

Opponent/Season

1,523 1979 (76 returns)

Game

304 vs. Rams 10-23-94 (7 returns)
233 at San Francisco 9-21-86 (5 returns)
231 at Philadelphia 11-19-67 (9 returns)

Opponent/Game

206 at Atlanta 12-11-94 (8 returns)
197 Rams 10-23-94 (7 returns)
190 at San Francisco 10-22-67 (4 returns)

BEST AVERAGE**Season**

24.3 1996 (78 returns)
24.2 1967 (72 returns)
24.2 1986 (55 returns)

Opponent/Season

25.5 1975 (42 returns)

LOWEST AVERAGE**Season**

17.6 1991 (50 returns)

Opponent/Season

16.2 1990 (36 returns)

MOST RETURNS FOR TOUCHDOWNS**Season**

2 1967, 1994

Opponent/Season

2 1971, 1991

Game

2 vs. Rams 10-23-94

Opponent/Game

1 6 different times

**COMBINED KICKOFF
AND PUNT RETURNS****MOST YARDS RETURNED****Season**

2,159 1980 (176 punts, 1,983 kickoffs)
2,058 1996 (159 punts, 1,899 kickoffs)
1,992 1994 (152 punts, 1,840 kickoffs)
1,977 1993 (517 punts, 1,460 kickoffs)

Opponent/Season

2,098 1976 (739 punts, 1,359 kickoffs)
1,988 1994 (495 punts, 1,493 kickoffs)

Game

347 vs. Rams 10-23-94 (43 punts,
304 kickoffs)

Opponent/Game

341 Rams 10-23-94 (144 punts,
197 kickoffs)

MOST TOUCHDOWNS**Season**

3 1993 (2 punts, 1 kickoff)

Opponent/Season

2 5 different times

Game

2 vs. Rams 10-23-94 (both kickoffs)

Opponent/Game

1 23 different times

PENALTIES**MOST PENALTIES****Season**

114 1996 (853 yards)
112 1978 (1,044 yards)
109 1981 (899 yards)
109 1986 (855 yards)
108 1987 (994 yards)
108 1990 (829 yards)

Opponent/Season

119 1984 (1,025 yards)

Game

14 vs. Minnesota 9-3-78 (132 yards)
14 vs. St. Louis 9-4-83 (101 yards)
14 vs. Philadelphia 10-6-85 (107 yards)

Opponent/Game

14 at Rams 12-5-71 (119 yards)
14 Atlanta 9-2-84 (143 yards)

FEWEST PENALTIES**Season**

58 1973 (516 yards)
60 1992 (567 yards)

Opponent/Season

50 1982* (454 yards)
53 1972 (711 yards)

Game

0 vs. Seattle 11-10-85

Opponent/Game

0 at Washington 9-21-75
0 at San Francisco 12-11-88
0 at San Francisco 12-23-90

MOST PENALTY YARDS**Season**

1,044 1978 (112 penalties)
1,029 1970 (91 penalties)
994 1987 (108 penalties)

Opponent/Season

1,079 1981 (117 penalties)

Game

142 at Giants 10-6-68 (12 penalties)

Opponent/Game

143 Atlanta 9-2-84 (14 penalties)

FEWEST PENALTY YARDS**Season**

514 1982* (64 penalties)
516 1973 (58 penalties)

Opponent/Season

454 1982* (50 penalties)
590 1993 (86 penalties)
628 1988 (77 penalties)

SAFETIES**MOST SAFETIES****Season**

3 1989
2 1987, 1988

Opponent/Season

3 1983
2 1969, 1973, 1976

Game

2 vs. Cleveland 9-13-87
1 13 different times

Opponent/Game

1 19 different times

EDDIE ROBINSON COACHING FELLOWSHIP

The Eddie Robinson Coaching Fellowship presents candidates with a professional coaching experience with the New Orleans Saints.

1989 - Rom Brown, Thielen Smith

1992 - John McKenzie, Bob Simmons

1993 - Ricky Porter, Charles Strong

1994 - Tommie Robinson, Wayne Nunnely

1995 - Frank Warren

1996 - Andre Patterson

1997 - Dino Barber, Michael Gray

TWO-TEAM RECORDS**SCORING****MOST POINTS**

93 New Orleans 51 at St. Louis 42, 11-2-69

FEWEST POINTS

6 Rams 0 at New Orleans 6, 11-9-86

MOST TOUCHDOWNS

13 New Orleans 7 at St. Louis 6, 11-2-69

FEWEST TOUCHDOWNS

0 Rams (0) at New Orleans (6), 11-9-86
0 Pittsburgh (9) at New Orleans (6), 12-1-90

FIRST DOWNS**MOST FIRST DOWNS**

58 Atlanta 35 at New Orleans 23, 9-2-79

FEWEST FIRST DOWNS

20 Minnesota 8 at New Orleans 12, 9-12-70

NET YARDS**MOST YARDS GAINED**

1,064 Atlanta 552 at New Orleans 512, 9-2-79

FEWEST YARDS GAINED

345 New Orleans 179 vs. Atlanta 166, 10-12-97
366 New Orleans 162 at Philadelphia 204, 10-13-91

RUSHING**MOST RUSHES**

86 New Orleans 39 at Atlanta 47, 12-16-73

MOST YARDS

490 Rams 340 at New Orleans 150, 11-25-73

FEWEST YARDS

89 Seattle 46 at New Orleans 43, 9-1-91

MOST TOUCHDOWNS RUSHING

7 New Orleans 4, at Seattle 3, 11-21-76

PASSING**MOST YARDS**

719 New Orleans 374 at St. Louis 345, 11-2-69

FEWEST YARDS

77 San Francisco 44 at New Orleans 33, 11-13-77
80 New Orleans 19 at San Francisco 61, 11-27-77

MOST PASSES ATTEMPTED

94 New Orleans 55 at San Francisco 39, 9-25-94

MOST PASSES COMPLETED

57 New Orleans 24 at Minnesota 33, 11-6-94
57 Atlanta 29 at New Orleans 28, 11-13-94
57 Atlanta 27 at New Orleans 30, 9-17-95

MOST TOUCHDOWNS PASSING

12 New Orleans 6 at St. Louis 6, 11-2-69

MOST PASSES HAD INTERCEPTED

9 Green Bay 7 at New Orleans 2, 9-14-86

PUNTS**MOST PUNTS**

21 New Orleans 9 at Chicago 12, 10-5-97
20 New Orleans 10 at Atlanta 10, 10-20-74

19 New Orleans 10 at NY Giants 9, 12-15-96

FEWEST PUNTS

2 New Orleans 1 at Washington 1, 11-18-90

PENALTIES**MOST PENALTIES**

23 Atlanta 14 at New Orleans 9, 9-2-84

FEWEST PENALTIES

2 New Orleans 2 at San Francisco 0, 12-11-88
2 Atlanta 1 at New Orleans 1, 12-3-92

MOST YARDS PENALIZED

218 Atlanta 143 at New Orleans 75, 9-2-84

FEWEST YARDS PENALIZED

11 New Orleans 11 at San Francisco 0, 12-11-88

FUMBLES**MOST FUMBLES**

10 Cleveland 7 at New Orleans 3, 12-12-71

MOST FUMBLES LOST

8 Cleveland 5 at New Orleans 3, 12-12-71

TURNOVERS**MOST TURNOVERS**

11 Dallas 7 at New Orleans 4, 11-3-68

11 Chicago 5 at New Orleans 6, 9-18-83

QUARTERBACK SACKS**MOST SACKS**

15 Atlanta 10 at New Orleans 5, 10-12-97

14 Chicago 6 at New Orleans 8, 9-18-83

CHRONOLOGY OF UNIFORM CHANGES

The following is a catalogue of uniform changes since the Saints' inception in 1966:

1967 — Gold pants with black and white striping; black jerseys with gold numerals and white trim with white and gold piping on sleeves; white jerseys with gold numerals and black trim with black and gold piping on sleeves. Gold helmet with black Fleur-de-Lis on either side, and black and white striping down the middle.

1969 — For preseason games exclusively — Black helmets with gold Fleur-de-Lis on either side and gold and white striping down the middle. Helmets have been gold ever since.

1971 — The color of the numerals changed. Black with gold trim on white jerseys and white with gold trim on black jerseys.

1975 — Pants were changed from gold to white with black and gold striping.

1976 — Black pants were introduced to be worn with white jerseys. Gold and white striping down the sides. Same white pants worn with the black jerseys. The facemask changed from grey to black.

1983 — Numbers changed to "San Diego-style" numerals. Thin border around the number with no direct contact between the number and the border. The second change was from socks with black and gold piping to solid black.

1986 — Gold pants with wide solid black stripes were initiated. The state Fleur-de-Lis patch appears on either side of the pants. The jersey was redesigned with TV numbers on the shoulders, and the state Fleur-de-Lis on either sleeve. The stripes on the sleeves were eliminated. The socks feature a wide gold stripe on a black background.

1991 — 25th anniversary patches were worn on the left shoulder.

1994 — For three games (3-5), the Saints wore their 1967 style uniforms for their "throwbacks games", a league-wide program commemorating the NFL's 75th Anniversary.

1996 — Traditional Fleur-de-Lis replaces state logo on jerseys and pants. Player name and numbers changed from screen-on type to "tackle twill" style, made of cloth and sewed onto jersey. Numbers changed to gold with black outline on white jerseys and gold with a white outline on black jerseys. Stockings changed from thick gold and black stripe over white to solid black over white.

PLAYOFF GAME SUMMARIES**VIKINGS 44, SAINTS 10**

January 3, 1988 at Superdome (68,127)

In the Saints' first-ever playoff game, things started quickly, as the Vikings fumbled on the second play from scrimmage. Two plays later, it was 7-0 as Bobby Hebert hit Eric Martin for a 10-yard TD pass. But from there, it was all downhill as Minnesota scored 31 points in the first half, and never looked back. A crucial play in the game came on the final play of the first half, as Wade Wilson's "hail Mary" pass was caught by the Vikings' Hassan Jones in the end zone. Down 31-10, Dave Wilson relieved Bobby Hebert midway through the third quarter, but the results were similar. The Saints could not manage a first down rushing in the game, and were held to nine first downs overall. Meanwhile, the Vikings controlled the ball for over 41 minutes of the game. To make matters worse, Rueben Mayes tore knee ligaments that required surgery.

Minnesota	—	10	21	3	10	—	44
New Orleans	—	7	3	0	0	—	10

SCORING

N.O.	Martin 10 pass from Hebert (Andersen kick)
Minn.	Nelson 42 field goal
Minn.	Carter 84 punt return (Nelson kick)
Minn.	Jordan 5 pass from Wilson (Nelson kick)
N.O.	Andersen 40 field goal
Minn.	Jones 44 pass from Wilson (Nelson kick)
Minn.	Nelson 32 field goal
Minn.	Nelson 19 field goal
Minn.	Dozier 8 run (Nelson kick)

TEAM STATISTICS

	Minnesota	New Orleans
Total First Downs	28	9
Total Net Yards	417	149
Rushes-Yards	50-210	14-53
Net Yards passing	207	96
Passes (A-C-I)	30-17-0	31-11-4
QB Sacked-Yards	6-42	2-8
Punts-Average	3-32	6-44.2
Fumbles-Lost	4-2	0-0
Penalties-Yards Lost	6-64	3-2
Time of Possession	41:18	18:42

RUSHING

Minnesota	—	D. Nelson 17-73; Anderson 7-49; Dozier 8-45, 1 TD; Fenney 7-20; Rice 4-10; Kramer 2-5; W. Wilson 2-5; Gannon 3-3.
New Orleans	—	Hilliard 8-39; Mayes 3-11; Hebert 2-2; Jordan 1-1.

PASSING

Minnesota	—	Wilson 20-11-0, 189 yards, 2 TDs; Kramer 9-5-0, 50 yards; Rice 1-1-0, 10 yards, 1 TD.
New Orleans	—	Hebert 19-9-2, 84 yards, 1 TD; Wilson 12-2-2, 20 yards.

RECEIVING

Minnesota	—	Carter 6-79, 1 TD; D. Nelson 2-56; Lewis 2-27; Jordan 2-17, 1 TD; Rice 2-17; Jones 1-44, 1 TD; Gustafson 1-12; Anderson 1-(-3)
New Orleans	—	Brenner 2-33; Hill 2-15; Hilliard 2-15; Pattison 2-18; Tice 2-13; Martin 1-10, 1 TD.

BEARS 16, SAINTS 6

January 6, 1991 at Soldier Field (60,767)

The Bears got the first break of the day when John Mangum picked off a Steve Walsh pass at the Saints' 33 on the game's first series, setting up a Kevin Butler field goal. Chicago opened a 10-point lead when Mike Tomczak connected with James Thornton. The Saints took advantage of a Maury Buford 19-yard punt that landed at the Bears' 47, when Morten Andersen hit a field goal with 1:38 to play in the half. It was a costly scoring march, however, as Walsh was forced to leave the game with a separated shoulder. The Saints appeared to tie the score at 10 when Renaldo Turnbull blocked a Butler 45-yard field goal and Vince Buck scampered 61 yards for the score, but Robert Massey was flagged for lining up offside, nullifying the apparent TD. Seven plays later, Butler converted his second field goal. Following a Butler missed field goal attempt from 36 yards out, the Saints took over at their own 20 and traveled 59 yards before Andersen hit his second 3-pointer of the game to cut the Bears' lead to seven. Chicago iced the game on Butler's third field goal of the game with 2:37 to play. Shaun Gayle intercepted a John Fourcade pass on the next offensive play, sealing the Saints' fate. Sam Mills led the Saints defense with a game-high 12 tackles, while Turnbull tallied two sacks.

New Orleans	—	0	3	0	3	—	6
Chicago	—	3	7	3	3	—	16

SCORING

Chi.	Butler 19 field goal
Chi.	Thornton 18 pass from Tomczak (Butler kick)
N.O.	Andersen 47 field goal
Chi.	Butler 22 field goal
N.O.	Andersen 38 field goal
Chi.	Butler 21 field goal

TEAM STATISTICS

	New Orleans	Chicago
Total First Downs	11	18
Total Net Yards	193	365
Rushes-Yards	18-65	43-189
Net Yards passing	128	176
Passes (A-C-I)	34-11-3	26-13-0
QB Sacked-Yards	2-25	2-12
Punts-Average	3-30	2-27.5
Fumbles-Lost	1-0	2-1
Penalties-Yards Lost	2-10	7-57
Time of Possession	22:29	37:31

RUSHING

New Orleans	—	Fenerty 8-29; Fourcade 2-13; Hilliard 4-13; Heyward 4-10.
Chicago	—	Anderson 27-102; Muster 12-71; Green 2-8; Tomczak 2-8.

PASSING

New Orleans	—	Walsh 16-6-1, 74 yards; Fourcade 18-5-2, 79 yards.
Chicago	—	Tomczak 25-12-0, 166 yards, 1 TD; Anderson 1-1-0, 22 yards.

RECEIVING

New Orleans	—	Fenerty 4-22; Martin 2-47; Scales 1-31; Tice 1-19; Brenner 1-17; Perriman 1-11; Turner 1-6.
Chicago	—	Anderson 4-42; Thornton 2-43, 1 TD; Gentry 2-41; Morris 2-28; Muster 2-21; Davis 1-13.

FALCONS 27, SAINTS 20
December 28, 1991 at Superdome (68,794)

The Saints took the ball on their opening possession and traveled 78 yards in 8:57 towards a Bobby Hebert to Floyd Turner TD pass. The Saints looked as if they might open a 14-point lead, but Deion Sanders picked off an Hebert pass in the end zone on third-and-goal from the 3. Rickey Jackson stripped the ball from Chris Miller at the Saints' 48 on the first play of the second quarter, setting up a Morten Andersen field goal six plays later. The Falcons answered with an 80-yard drive that ate up 9:34 of the clock and ended with a Miller to Andre Rison touchdown. A Norm Johnson field goal with 37 seconds remaining in the half tied the score, but a Fred McAfee 39-yard kickoff return and a 26-yard completion from Hebert to Dalton Hilliard set up an Andersen field goal with no time left in the half. Atlanta took their first lead of the day when Miller connected with Michael Haynes for a TD 5:01 into the third quarter. New Orleans responded with a 19-play, 80-yard drive that used 10:49 of the clock and concluded with a Dalton Hilliard scoring run 50 seconds into the final frame. Atlanta tied the game when Johnson booted his second 3-pointer of the game midway through the fourth quarter, and scored the game winning points on a Miller to Haynes TD connection with 2:41 left to play. The Saints were driving at the Falcons' 35 with 1:10 to play, but Tim McKyer intercepted Hebert's pass. DE Frank Warren led the Saints' defensive charge with two sacks.

Atlanta	—	0	10	7	10	—	27
New Orleans	—	7	6	0	7	—	20

SCORING

N.O.	Turner 26 pass from Hebert (Andersen kick)
N.O.	Andersen 45 field goal
Atl.	Rison 24 pass from Miller (Johnson kick)
Atl.	Johnson 44 field goal
N.O.	Andersen 35 field goal
Atl.	Haynes 20 pass from Miller (Johnson kick)
N.O.	Hilliard 1 run (Andersen kick)
Atl.	Johnson 36 field goal
Atl.	Haynes 61 pass from Miller (Johnson kick)

TEAM STATISTICS

	Atlanta	New Orleans
Total First Downs	20	23
Total Net Yards	334	330
Rushes-Yards	22-79	22-65
Net Yards passing	255	265
Passes (A-C-I)	30-18-1	44-26-2
QB Sacked-Yards	5-36	1-8
Punts-Average	1-42	3-54
Fumbles-Lost	3-1	2-1
Penalties-Yards Lost	6-48	5-49
Time of Possession	26:52	33:08

RUSHING

Atlanta — Rozier 7-35; Pegram 11-26; Miller 4-18.
New Orleans — McAfee 14-49; Hebert 1-9; Hilliard 4-5, 1 TD;
Jordan 3-2.

PASSING

Atlanta — Miller 30-18-1, 291 yards, 3 TDs.
New Orleans — Hebert 44-26-2, 273 yards, 1 TD.

RECEIVING

Atlanta — Haynes 6-144, 2 TDs; Pritchard 5-63; Rison 4-56, 1 TD; Thomas 1-19; Pegram 1-5; Dixon 1-4.
New Orleans — Martin 7-83; Turner 5-75, 1 TD; Early 5-41; Hilliard 5-33; Carroll 2-23; Tice 1-13; Jordan 1-5.

EAGLES 36, SAINTS 20
January 3, 1993 at Superdome (34,316)

The Saints took the ball on the opening series of the game and traveled 73 yards in 5:40 towards their first score of the day. The Eagles struck back to tie the game 5:58 later, but the Saints regained the lead 6:42 into the second quarter when a Morten Andersen field goal capped a 13-play, 71-yard drive that used 6:42 of the clock. The Saints took a 10-point lead 4:04 later, three plays after Bobby Hebert opened a drive with a 20-yard completion to Quinn Early to the Eagles' 33, and two plays after Hebert connected with Vaughn Dunbar for a 24-yard strike. The Eagles got to the Saints' 25 on their first possession of the second half, but Rickey Jackson stripped the ball from Randall Cunningham and Wayne Martin recovered at the Saints' 31. On the next play, Hebert hit Dunbar for a 35-yard catch and run, leading to an Andersen field goal with 6:28 to play in the third frame. The Saints next play from scrimmage resulted in an Eric Allen interception at the Eagles' 38, leading to a Roger Ruzek field goal with 1:01 to play in the third quarter. Philadelphia took the lead with touchdowns on their first two series of the fourth quarter. The first TD drive covered 64 yards in nine plays, and the second one was set up when Seth Joyner returned an interception 14 yards to the Saints' 26. Reggie White sacked Hebert in the end zone for a safety, four plays after the Birds' second touchdown, and Eric Allen returned an interception for a TD with 2:17 to play to ice the game.

Philadelphia	—	7	0	3	26	—	36
New Orleans	—	7	10	3	0	—	20

SCORING

N.O.	Heyward 1 run (Andersen kick)
Phi.	Barnett 57 pass from Cunningham (Ruzek kick)
N.O.	Andersen 35 field goal
N.O.	Early 7 pass from Hebert (Andersen kick)
N.O.	Andersen 42 field goal
Phi.	Ruzek 40 field goal
Phi.	Barnett 35 pass from Cunningham (Ruzek kick)
Phi.	Sherman 6 run (Ruzek kick)
Phi.	Safety, Hebert sacked in end zone by White
Phi.	Ruzek 39 field goal
Phi.	Allen 18 interception return

TEAM STATISTICS

	Philadelphia	New Orleans
Total First Downs	19	20
Total Net Yards	349	360
Rushes-Yards	28-136	20-76
Net Yards passing	213	284
Passes (A-C-I)	35-19-0	39-23-3
QB Sacked-Yards	1-6	1-7
Punts-Average	5-51.2	3-45.3
Fumbles-Lost	1-1	1-1
Penalties-Yards Lost	4-37	4-35
Time of Possession	31:25	28:35

RUSHING

Philadelphia — Sherman 21-105, 1 TD; Cunningham 2-19; Walker 5-12.
New Orleans — Dunbar 4-28; Heyward 10-23, 1 TD; Hebert 3-18; Hilliard 3-7.

PASSING

Philadelphia — Cunningham 35-19-0, 219 yards, 2 TDs.
New Orleans — Hebert 39-23-3, 291 yards, 1 TD.

RECEIVING

Philadelphia — Byars 6-37; Barnett 4-102, 2 TDs; Williams 4-36; Sherman 3-29; Green 1-14; Walker 1-1.
New Orleans — Early 7-93, 1 TD; Martin 5-64; Dunbar 4-49; Heyward 3-45; Brenner 2-24; Hilliard 1-10; Small 1-6.

1997 NFL STANDINGS

NFC							AFC						
EASTERN DIVISION							EASTERN DIVISION						
	W	L	T	Pct.	Pts.	OP		W	L	T	Pct.	Pts.	OP
N.Y. Giants	10	5	1	.656	307	265	New England	10	6	0	.625	369	289
Washington	8	7	1	.531	327	289	Miami	9	7	0	.563	339	327
Philadelphia	6	9	1	.406	317	372	N.Y. Jets	9	7	0	.563	348	287
Dallas	6	10	0	.375	304	314	Buffalo	6	10	0	.375	255	367
Arizona	4	12	0	.250	283	379	Indianapolis	3	13	0	.188	313	401
CENTRAL DIVISION							CENTRAL DIVISION						
Green Bay	13	3	0	.813	422	282	Pittsburgh	11	5	0	.688	372	307
Tampa Bay	10	6	0	.625	299	263	Jacksonville	11	5	0	.688	394	318
Detroit	9	7	0	.563	379	306	Tennessee	8	8	0	.500	333	310
Minnesota	9	7	0	.563	354	359	Cincinnati	7	9	0	.438	355	405
Chicago	4	12	0	.250	263	421	Baltimore	6	9	1	.406	326	345
WESTERN DIVISION							WESTERN DIVISION						
San Francisco	13	3	0	.813	375	265	Kansas City	13	3	0	.813	375	232
Atlanta	7	9	0	.438	320	361	Denver	12	4	0	.750	472	287
Carolina	7	9	0	.438	265	314	Seattle	8	8	0	.500	365	362
New Orleans	6	10	0	.375	237	327	Oakland	4	12	0	.250	324	419
St. Louis	5	11	0	.313	299	359	San Diego	4	12	0	.250	266	425

1997 POSTSEASON GAMES
(Home Team in CAPS)**FIRST-ROUND GAMES**

Minnesota 23, NY GIANTS 22
TAMPA BAY 20, Detroit 10

DENVER 42, Jacksonville 17
NEW ENGLAND 17, Miami 3

DIVISIONAL PLAYOFFS

PITTSBURGH 7, New England 6
Denver 14, KANSAS CITY 10

SAN FRANCISCO 38, Minnesota 22
GREEN BAY 21, Tampa Bay 7

CONFERENCE CHAMPIONSHIPS

Denver 24, PITTSBURGH 21

Green Bay 23, SAN FRANCISCO 10

SUPER BOWL XXXII at Qualcomm Stadium, San Diego, California
Denver 31, Green Bay 24

AFC-NFC PRO BOWL at Honolulu, Hawaii
AFC 29, NFC 24



NFL PLAYOFF TIEBREAKERS

DIVISION TIEBREAKERS

Two Clubs

1. Head-to-Head (best won-lost-tied percentage in games between the clubs).
2. Best won-lost-tied percentage in games played within the division.
3. Best won-lost-tied percentage in games played within the conference.
4. Best won-lost-tied percentage in common games, if applicable.
5. Best net points in division games.
6. Best net points in all games.
7. Strength of schedule.
8. Best net touchdowns in all games.
9. Coin toss.

Three or More Clubs

(Note: If two clubs remain tied after a third club is eliminated during any step, the tiebreaker reverts back to step 1 of the two-club format)

1. Head-to-Head (best won-lost-tied percentage in games among the clubs).
2. Best won-lost-tied percentage in games played within the division.
3. Best won-lost-tied percentage in games played within the conference.
4. Best won-lost-tied percentage in common games.
5. Best net points in division games.
6. Best net points in all games.
7. Strength of schedule.
8. Best net touchdowns in all games.
9. Coin toss.

WILD CARD TIES

If it is necessary to break ties to determine the three Wild Card clubs from each conference, the following steps will be taken.

1. If the tied clubs are from the same division, apply the division tiebreaker.
2. If the tied clubs are from different divisions, apply the following steps.

Two Clubs

1. Head-to-Head, if applicable.
2. Best won-lost-tied percentage played within the conference.
3. Best won-lost-tied percentage in common games, minimum of four.
4. Best average net points in conference games.
5. Best net points in all games.
6. Strength of schedule.
7. Best net touchdowns in all games.
8. Coin toss.

Three or More Clubs

(Note: If two clubs remain tied after third or other clubs are eliminated, tiebreaker reverts to step 1 of applicable two-club format.)

1. Apply the division tiebreaker to eliminate all but the highest ranked club in each division prior to proceeding to step 2. The original seeding within a division upon application of the division tiebreaker remains the same for all subsequent applications of the procedure that are necessary to identify the three Wild Card participants.
2. Head-to-Head sweep (applicable only if one club has defeated each of the others or one club has lost to each of the others).
3. Best won-lost-tied percentage in games played within the conference.
4. Best won-lost-tied percentage in common games, minimum of four.
5. Best average net points in conference games.
6. Best net points in all games.
7. Strength of schedule.
8. Best net touchdowns in all games.
9. Coin toss.

When the first Wild Card team has been identified, the procedure is repeated to name the second Wild Card, i.e. eliminate all but the highest-ranked club in each division prior to proceeding to step 2, and repeated a third time, if necessary, to identify the third Wild Card. In situations where three or more teams from the same division are involved in the procedure, the original seeding of the teams remains the same for subsequent applications of the tiebreaker if the top-ranked team in that division qualifies for a Wild Card berth.



1998 NFL PRESEASON SCHEDULE

(All Times Local Except American Bowl Games, which are ET)

FRIDAY, JULY 31

Seattle at Dallas..... 8:00 pm

SATURDAY, AUGUST 1

AFC-NFC Pro Football Hall of Fame Game at Canton, Ohio
Pittsburgh vs. Tampa Bay (ABC) 7:00 pm
American Bowl at Tokyo, Japan (ESPN)
Green Bay vs. Kansas City..... 10:15 pm

SUNDAY, AUGUST 2

New England at San Francisco 3:00 pm

FIRST WEEK

THURSDAY, AUGUST 6

New York Jets at Philadelphia 8:00 pm

FRIDAY, AUGUST 7

Arizona at Detroit..... 7:00 pm
Tennessee at Atlanta 7:30 pm

SATURDAY, AUGUST 8

Buffalo at Pittsburgh 7:30 pm
Chicago at Baltimore 7:30 pm
Cincinnati at New York Giants 8:00 pm
Denver at St. Louis 7:00 pm
Indianapolis at Seattle 7:00 pm
Jacksonville at Carolina 7:30 pm
Kansas City vs. Tampa Bay at Norman, Oklahoma 7:00 pm
Miami at Washington 7:30 pm
NEW ORLEANS AT GREEN BAY 7:00 PM
Oakland at Dallas 8:00 pm
San Francisco at San Diego 7:00 pm

SUNDAY, AUGUST 9

Minnesota at New England 7:30 pm

SECOND WEEK

THURSDAY, AUGUST 13

Tampa Bay at Miami (ESPN)..... 8:20 pm

FRIDAY, AUGUST 14

Atlanta at Detroit 7:00 pm
Carolina at Buffalo 7:30 pm
Chicago at Arizona..... 7:00 pm
NEW ORLEANS AT DENVER 7:00 PM
New York Giants at Jacksonville 8:00 pm
Pittsburgh at Philadelphia 8:00 pm

SATURDAY, AUGUST 15

American Bowl at Vancouver, Canada
San Francisco vs. Seattle (CBS) 8:00 pm
Baltimore at New York Jets 5:00 pm
Kansas City at Minnesota 7:00 pm
St. Louis at San Diego..... 8:00 pm
Washington at Tennessee 1:00 pm

SUNDAY, AUGUST 16

Oakland at Green Bay (FOX) 3:00 pm

MONDAY, AUGUST 17

American Bowl at Mexico City, Mexico
Dallas vs. New England (ABC) 8:00 pm
Indianapolis at Cincinnati..... 7:30 pm

THIRD WEEK

THURSDAY, AUGUST 20

New York Giants at New York Jets (ESPN)..... 8:20 pm

FRIDAY, AUGUST 21

Buffalo at Chicago 7:00 pm

SATURDAY, AUGUST 22

Atlanta vs. Pittsburgh at Morgantown, West Va. 6:00 pm
Dallas at St. Louis 7:00 pm
Detroit at Cincinnati 7:30 pm
Jacksonville at Kansas City 7:00 pm
Minnesota at Carolina 7:30 pm
New England at Washington 7:30 pm
San Diego at Indianapolis 7:00 pm
Seattle at Arizona..... 7:00 pm
TENNESSEE AT NEW ORLEANS 7:00 PM

SUNDAY, AUGUST 23

Miami at San Francisco (FOX) 1:00 pm

MONDAY, AUGUST 24

Green Bay at Denver (ABC) 6:00 pm
Philadelphia at Baltimore 7:30 pm
Tampa Bay at Oakland TBA

FOURTH WEEK

THURSDAY, AUGUST 27

Dallas at Jacksonville (CBS) 8:00 pm
Detroit at Indianapolis 7:30 pm

FRIDAY, AUGUST 28

Baltimore at New York Giants 8:00 pm
Cincinnati at Atlanta 7:30 pm
Green Bay at Miami 7:00 pm
New York Jets at Chicago 7:00 pm
St. Louis at Kansas City 7:00 pm
San Diego at Minnesota 7:00 pm
San Francisco at Seattle 7:00 pm
TAMPA BAY AT NEW ORLEANS 7:30 PM
Washington at Buffalo 7:00 pm

SATURDAY, AUGUST 29

Arizona at Oakland 1:00 pm
Carolina at Pittsburgh (ESPN)..... 8:20 pm
Denver at Tennessee 1:00 pm
Philadelphia at New England..... 8:00 pm

1998 NFL SCHEDULE

(All Times Local)

SUNDAY, SEPTEMBER 6
(FIRST WEEKEND)**

1. ARIZONA AT DALLAS	3:05p
2. ATLANTA AT CAROLINA	1:01p
3. BUFFALO AT SAN DIEGO	1:15p
4. DETROIT AT GREEN BAY	12:01p
5. JACKSONVILLE AT CHICAGO	12:01p
6. MIAMI AT INDIANAPOLIS	3:15p
7. NEW ORLEANS AT ST. LOUIS	12:01p
8. NEW YORK JETS AT SAN FRANCISCO	1:15p
9. PITTSBURGH AT BALTIMORE	1:01p
10. SEATTLE AT PHILADELPHIA	1:01p
11. TAMPA BAY AT MINNESOTA	12:01p
12. TENNESSEE AT CINCINNATI	1:01p
13. WASHINGTON AT NEW YORK GIANTS	1:01p

SUNDAY NIGHT, SEPTEMBER 6

14. OAKLAND AT KANSAS CITY	7:20p
----------------------------	-------

MONDAY, SEPTEMBER 7

15. NEW ENGLAND AT DENVER	6:20p
---------------------------	-------

SUNDAY, SEPTEMBER 13
(SECOND WEEKEND)*

16. ARIZONA AT SEATTLE	1:15p
17. BALTIMORE AT NEW YORK JETS	1:01p
18. BUFFALO AT MIAMI	1:01p
19. CAROLINA AT NEW ORLEANS	12:01p
20. CHICAGO AT PITTSBURGH	1:01p
21. CINCINNATI AT DETROIT	1:01p
22. DALLAS AT DENVER	2:15p
23. KANSAS CITY AT JACKSONVILLE	1:01p
24. MINNESOTA AT ST. LOUIS	12:01p
25. NEW YORK GIANTS AT OAKLAND	1:15p
26. PHILADELPHIA AT ATLANTA	1:01p
27. SAN DIEGO AT TENNESSEE	12:01p
28. TAMPA BAY AT GREEN BAY	12:01p

SUNDAY NIGHT, SEPTEMBER 13

29. INDIANAPOLIS AT NEW ENGLAND	8:20p
---------------------------------	-------

MONDAY, SEPTEMBER 14

30. SAN FRANCISCO AT WASHINGTON	8:20p
---------------------------------	-------

SUNDAY, SEPTEMBER 20

(THIRD WEEKEND)**

(OPEN DATES: ATLANTA, CAROLINA, NEW ORLEANS, SAN FRANCISCO)

31. BALTIMORE AT JACKSONVILLE	4:15p
32. CHICAGO AT TAMPA BAY	4:05p
33. DENVER AT OAKLAND	1:15p
34. DETROIT AT MINNESOTA	12:01p
35. GREEN BAY AT CINCINNATI	1:01p
36. INDIANAPOLIS AT NEW YORK JETS	1:01p
37. PITTSBURGH AT MIAMI	1:01p
38. ST. LOUIS AT BUFFALO	1:01p
39. SAN DIEGO AT KANSAS CITY	12:01p
40. TENNESSEE AT NEW ENGLAND	1:01p
41. WASHINGTON AT SEATTLE	1:05p

SUNDAY NIGHT, SEPTEMBER 20

42. PHILADELPHIA AT ARIZONA	5:20p
-----------------------------	-------

MONDAY, SEPTEMBER 21

43. DALLAS AT NEW YORK GIANTS	8:20p
-------------------------------	-------

SUNDAY, SEPTEMBER 27

(FOURTH WEEKEND)*

(OPEN DATES: BUFFALO, MIAMI, NEW ENGLAND, NEW YORK JETS)

44. ARIZONA AT ST. LOUIS	12:01p
45. ATLANTA AT SAN FRANCISCO	1:15p
46. DENVER AT WASHINGTON	1:01p
47. GREEN BAY AT CAROLINA	1:01p
48. JACKSONVILLE AT TENNESSEE	12:01p
49. KANSAS CITY AT PHILADELPHIA	1:01p
50. MINNESOTA AT CHICAGO	3:15p
51. NEW ORLEANS AT INDIANAPOLIS	12:01p
52. NEW YORK GIANTS AT SAN DIEGO	1:15p
53. OAKLAND AT DALLAS	12:01p
54. SEATTLE AT PITTSBURGH	4:05p

SUNDAY NIGHT, SEPTEMBER 27

55. CINCINNATI AT BALTIMORE	8:20p
-----------------------------	-------

MONDAY, SEPTEMBER 28

56. TAMPA BAY AT DETROIT	8:20p
--------------------------	-------

SUNDAY, OCTOBER 4

(FIFTH WEEKEND)*

(OPEN DATES: BALTIMORE, CINCINNATI, JACKSONVILLE, PITTSBURGH, ST. LOUIS, TENNESSEE)

57. CAROLINA AT ATLANTA	1:01p
58. DALLAS AT WASHINGTON	1:01p
59. DETROIT AT CHICAGO	12:01p
60. MIAMI AT NEW YORK JETS	1:01p
61. NEW ENGLAND AT NEW ORLEANS	12:01p
62. NEW YORK GIANTS AT TAMPA BAY	4:15p
63. OAKLAND AT ARIZONA	1:05p
64. PHILADELPHIA AT DENVER	2:15p
65. SAN DIEGO AT INDIANAPOLIS	12:01p
66. SAN FRANCISCO AT BUFFALO	1:01p

SUNDAY NIGHT, OCTOBER 4

67. SEATTLE AT KANSAS CITY	7:20p
----------------------------	-------

MONDAY, OCTOBER 5

68. MINNESOTA AT GREEN BAY	7:20p
----------------------------	-------

SUNDAY, OCTOBER 11

(SIXTH WEEKEND)**

(OPEN DATES: DETROIT, GREEN BAY, MINNESOTA, TAMPA BAY)

69. BUFFALO AT INDIANAPOLIS	12:01p
70. CAROLINA AT DALLAS	12:01p
71. CHICAGO AT ARIZONA	1:05p
72. DENVER AT SEATTLE	1:15p
73. KANSAS CITY AT NEW ENGLAND	1:01p

74. NEW YORK JETS AT ST. LOUIS	3:15p
75. PITTSBURGH AT CINCINNATI	1:01p
76. SAN DIEGO AT OAKLAND	1:15p
77. SAN FRANCISCO AT NEW ORLEANS	12:01p
78. TENNESSEE AT BALTIMORE	1:01p
79. WASHINGTON AT PHILADELPHIA	1:01p

SUNDAY NIGHT, OCTOBER 11

80. ATLANTA AT NEW YORK GIANTS	8:20p
--------------------------------	-------

MONDAY, OCTOBER 12

81. MIAMI AT JACKSONVILLE	8:20p
---------------------------	-------

THURSDAY, OCTOBER 15

(SEVENTH WEEKEND)*

(OPEN DATES: DENVER, KANSAS CITY, OAKLAND, SEATTLE)

82. GREEN BAY AT DETROIT	8:20p
--------------------------	-------

SUNDAY, OCTOBER 18

83. ARIZONA AT NEW YORK GIANTS	1:01p
84. BALTIMORE AT PITTSBURGH	1:01p
85. CAROLINA AT TAMPA BAY	1:01p
86. CINCINNATI AT TENNESSEE	12:01p
87. DALLAS AT CHICAGO	3:15p
88. INDIANAPOLIS AT SAN FRANCISCO	1:05p
89. JACKSONVILLE AT BUFFALO	1:01p
90. NEW ORLEANS AT ATLANTA	1:01p
91. PHILADELPHIA AT SAN DIEGO	1:15p
92. ST. LOUIS AT MIAMI	4:15p
93. WASHINGTON AT MINNESOTA	12:01p

MONDAY, OCTOBER 19

94. NEW YORK JETS AT NEW ENGLAND	8:20p
----------------------------------	-------

SUNDAY, OCTOBER 25

(EIGHTH WEEKEND)**

(OPEN DATES: ARIZONA, DALLAS, INDIANAPOLIS, NEW YORK GIANTS, PHILADELPHIA, WASHINGTON)

95. ATLANTA AT NEW YORK JETS	1:01p
96. BALTIMORE AT GREEN BAY	12:01p
97. CHICAGO AT TENNESSEE	3:05p
98. CINCINNATI AT OAKLAND	1:15p
99. JACKSONVILLE AT DENVER	2:15p
100. MINNESOTA AT DETROIT	1:01p
101. NEW ENGLAND AT MIAMI	1:01p
102. SAN FRANCISCO AT ST. LOUIS	12:01p
103. SEATTLE AT SAN DIEGO	1:15p
104. TAMPA BAY AT NEW ORLEANS	12:01p

SUNDAY NIGHT, OCTOBER 25

105. BUFFALO AT CAROLINA	8:20p
--------------------------	-------

MONDAY, OCTOBER 26

106. PITTSBURGH AT KANSAS CITY	7:20p
--------------------------------	-------

SUNDAY, NOVEMBER 1

(NINTH WEEKEND)*

(OPEN DATES: CHICAGO, SAN DIEGO)

107. ARIZONA AT DETROIT	1:01p
108. DENVER AT CINCINNATI	1:01p
109. JACKSONVILLE AT BALTIMORE	1:01p
110. MIAMI AT BUFFALO	1:01p
111. MINNESOTA AT TAMPA BAY	1:01p
112. NEW ENGLAND AT INDIANAPOLIS	1:01p
113. NEW ORLEANS AT CAROLINA	1:01p
114. NEW YORK GIANTS AT WASHINGTON	1:01p
115. NEW YORK JETS AT KANSAS CITY	3:05p
116. ST. LOUIS AT ATLANTA	1:01p
117. SAN FRANCISCO AT GREEN BAY	3:15p
118. TENNESSEE AT PITTSBURGH	1:01p

SUNDAY NIGHT, NOVEMBER 1

119. OAKLAND AT SEATTLE	5:20p
-------------------------	-------

MONDAY, NOVEMBER 2

120. DALLAS AT PHILADELPHIA	8:20p
-----------------------------	-------

SUNDAY, NOVEMBER 8

(TENTH WEEKEND)**

121. ATLANTA AT NEW ENGLAND	1:01p
122. BUFFALO AT NEW YORK JETS	4:15p
123. CAROLINA AT SAN FRANCISCO	1:05p
124. CINCINNATI AT JACKSONVILLE	1:01p
125. DETROIT AT PHILADELPHIA	1:01p
126. INDIANAPOLIS AT MIAMI	1:01p
127. KANSAS CITY AT SEATTLE	1:15p
128. NEW ORLEANS AT MINNESOTA	12:01p
129. NEW YORK GIANTS AT DALLAS	12:01p
130. OAKLAND AT BALTIMORE	1:01p
131. ST. LOUIS AT CHICAGO	12:01p
132. SAN DIEGO AT DENVER	2:15p
133. WASHINGTON AT ARIZONA	2:05p

SUNDAY NIGHT, NOVEMBER 8

134. TENNESSEE AT TAMPA BAY	8:20p
-----------------------------	-------

MONDAY, NOVEMBER 9

135. GREEN BAY AT PITTSBURGH	8:20p
------------------------------	-------

SUNDAY, NOVEMBER 15

(ELEVENTH WEEKEND)*

136. BALTIMORE AT SAN DIEGO	1:05p
137. CINCINNATI AT MINNESOTA	12:01p
138. DALLAS AT ARIZONA	2:15p
139. GREEN BAY AT NEW YORK GIANTS	4:15p
140. MIAMI AT CAROLINA	1:01p
141. NEW ENGLAND AT BUFFALO	1:01p
142. NEW YORK JETS AT INDIANAPOLIS	1:01p
143. PHILADELPHIA AT WASHINGTON	1:01p
144. PITTSBURGH AT TENNESSEE	12:01p
145. ST. LOUIS AT NEW ORLEANS	12:01p
146. SAN FRANCISCO AT ATLANTA	1:01p
147. SEATTLE AT OAKLAND	1:05p
148. TAMPA BAY AT JACKSONVILLE	4:15p

SUNDAY NIGHT, NOVEMBER 15

149. CHICAGO AT DETROIT8:20p

MONDAY, NOVEMBER 16

150. DENVER AT KANSAS CITY7:20p

SUNDAY, NOVEMBER 22**(TWELFTH WEEKEND)****

151. ARIZONA AT WASHINGTON1:01p
 152. BALTIMORE AT CINCINNATI4:15p
 153. CAROLINA AT ST. LOUIS3:05p
 154. CHICAGO AT ATLANTA1:01p
 155. DETROIT AT TAMPA BAY1:01p
 156. GREEN BAY AT MINNESOTA12:01p
 157. INDIANAPOLIS AT BUFFALO1:01p
 158. JACKSONVILLE AT PITTSBURGH1:01p
 159. KANSAS CITY AT SAN DIEGO1:15p
 160. NEW YORK JETS AT TENNESSEE3:15p
 161. OAKLAND AT DENVER2:15p
 162. PHILADELPHIA AT NEW YORK GIANTS1:01p
 163. SEATTLE AT DALLAS12:01p

SUNDAY NIGHT, NOVEMBER 22

164. NEW ORLEANS AT SAN FRANCISCO5:20p

MONDAY, NOVEMBER 23

165. MIAMI AT NEW ENGLAND8:20p

THURSDAY, NOVEMBER 26**(THIRTEENTH WEEKEND)***

166. MINNESOTA AT DALLAS3:05p
 167. PITTSBURGH AT DETROIT12:35p

SUNDAY, NOVEMBER 29

168. ARIZONA AT KANSAS CITY12:01p
 169. ATLANTA AT ST. LOUIS12:01p
 170. BUFFALO AT NEW ENGLAND4:05p
 171. CAROLINA AT NEW YORK JETS1:01p
 172. INDIANAPOLIS AT BALTIMORE1:01p
 173. JACKSONVILLE AT CINCINNATI1:01p
 174. NEW ORLEANS AT MIAMI1:01p
 175. PHILADELPHIA AT GREEN BAY3:15p
 176. TAMPA BAY AT CHICAGO12:01p
 177. TENNESSEE AT SEATTLE1:05p
 178. WASHINGTON AT OAKLAND1:15p

SUNDAY NIGHT, NOVEMBER 29

179. DENVER AT SAN DIEGO5:20p

MONDAY, NOVEMBER 30

180. NEW YORK GIANTS AT SAN FRANCISCO5:20p

THURSDAY, DECEMBER 3**(FOURTEENTH WEEKEND)****

181. ST. LOUIS AT PHILADELPHIA8:20p

SUNDAY, DECEMBER 6

182. BALTIMORE AT TENNESSEE3:15p
 183. BUFFALO AT CINCINNATI1:01p
 184. DALLAS AT NEW ORLEANS12:01p
 185. DETROIT AT JACKSONVILLE1:01p

186. INDIANAPOLIS AT ATLANTA1:01p
 187. KANSAS CITY AT DENVER2:15p
 188. MIAMI AT OAKLAND1:15p
 189. NEW ENGLAND AT PITTSBURGH1:01p
 190. NEW YORK GIANTS AT ARIZONA2:05p
 191. SAN DIEGO AT WASHINGTON1:01p
 192. SAN FRANCISCO AT CAROLINA1:01p
 193. SEATTLE AT NEW YORK JETS1:01p

SUNDAY NIGHT, DECEMBER 6

194. CHICAGO AT MINNESOTA7:20p

MONDAY, DECEMBER 7

195. GREEN BAY AT TAMPA BAY8:20p

SUNDAY, DECEMBER 13**(FIFTEENTH WEEKEND)***

196. ARIZONA AT PHILADELPHIA1:01p
 197. ATLANTA AT NEW ORLEANS12:01p
 198. CHICAGO AT GREEN BAY12:01p
 199. CINCINNATI AT INDIANAPOLIS1:01p
 200. DALLAS AT KANSAS CITY3:15p
 201. DENVER AT NEW YORK GIANTS1:01p
 202. MINNESOTA AT BALTIMORE4:15p
 203. NEW ENGLAND AT ST. LOUIS12:01p
 204. OAKLAND AT BUFFALO1:01p
 205. PITTSBURGH AT TAMPA BAY1:01p
 206. SAN DIEGO AT SEATTLE1:05p
 207. TENNESSEE AT JACKSONVILLE1:01p
 208. WASHINGTON AT CAROLINA1:01p

SUNDAY NIGHT, DECEMBER 13

209. NEW YORK JETS AT MIAMI8:20p

MONDAY, DECEMBER 14

210. DETROIT AT SAN FRANCISCO5:20p

SATURDAY, DECEMBER 19**(SIXTEENTH WEEKEND)***

211. NEW YORK JETS AT BUFFALO12:35p
 212. TAMPA BAY AT WASHINGTON4:05p

SUNDAY, DECEMBER 20

213. ATLANTA AT DETROIT1:01p
 214. BALTIMORE AT CHICAGO12:01p
 215. CINCINNATI AT PITTSBURGH1:01p
 216. INDIANAPOLIS AT SEATTLE1:05p
 217. KANSAS CITY AT NEW YORK GIANTS1:01p
 218. NEW ORLEANS AT ARIZONA2:15p
 219. OAKLAND AT SAN DIEGO1:05p
 220. PHILADELPHIA AT DALLAS3:15p
 221. ST. LOUIS AT CAROLINA1:01p
 222. SAN FRANCISCO AT NEW ENGLAND1:01p
 223. TENNESSEE AT GREEN BAY12:01p

SUNDAY NIGHT, DECEMBER 20

224. JACKSONVILLE AT MINNESOTA7:20p

MONDAY, DECEMBER 21

225. DENVER AT MIAMI8:20p

SATURDAY, DECEMBER 26**(SEVENTEENTH WEEKEND)****

226. KANSAS CITY AT OAKLAND1:05p
 227. MINNESOTA AT TENNESSEE11:35a

SUNDAY, DECEMBER 27

228. BUFFALO AT NEW ORLEANS12:01p
 229. CAROLINA AT INDIANAPOLIS1:01p
 230. DETROIT AT BALTIMORE1:01p
 231. GREEN BAY AT CHICAGO12:01p
 232. MIAMI AT ATLANTA1:01p
 233. NEW ENGLAND AT NEW YORK JETS1:01p
 234. NEW YORK GIANTS AT PHILADELPHIA4:05p
 235. ST. LOUIS AT SAN FRANCISCO1:05p
 236. SAN DIEGO AT ARIZONA2:15p
 237. SEATTLE AT DENVER2:15p
 238. TAMPA BAY AT CINCINNATI1:01p

SUNDAY NIGHT, DECEMBER 27

239. WASHINGTON AT DALLAS7:20p

MONDAY, DECEMBER 28

240. PITTSBURGH AT JACKSONVILLE8:20p

NEW ORLEANS SAINTS ON PRIME TIME**ABC Monday Night Football (6-12)**

Sep. 25, 1972 — Kansas City 20, New Orleans 17, at New Orleans (70,793)
 Sep. 24, 1973 — Dallas 40, New Orleans 3, at Dallas (52,715)
 Nov. 25, 1974 — Pittsburgh 28, New Orleans 7, at New Orleans (71,907)
 Dec. 3, 1979 — Oakland 42, New Orleans 35, at Superdome (65,541)
 Nov. 24, 1980 — L.A. Rams 27, New Orleans 7, at Superdome (53,448)
 Nov. 21, 1983 — N.Y. Jets 31, New Orleans 28, at Superdome (68,606)
 Nov. 19, 1984 — New Orleans 27, Pittsburgh 24, at Superdome (66,005)
 Oct. 3, 1988 — New Orleans 20, Dallas 17, at Superdome (68,474)
 Nov. 6, 1989 — San Francisco 31, New Orleans 13, at S.F. (60,667)
 Dec. 18, 1989 — New Orleans 30, Philadelphia 20, at Superdome (59,218)
 Sep. 10, 1990 — San Francisco 13, New Orleans 12, at Superdome (68,629)
 Dec. 31, 1990 — New Orleans 20, L.A. Rams 17, at Superdome (68,647)
 Dec. 16, 1991 — New Orleans 27, L.A. Raiders 0, at Superdome (68,625)
 Nov. 23, 1992 — New Orleans 20, Washington 3, at Superdome (68,591)
 Nov. 22, 1993 — San Francisco 42, New Orleans 7, at S.F. (66,500)
 Dec. 20, 1993 — New York Giants 24, New Orleans 14, at Superdome (69,036)
 Nov. 28, 1994 — San Francisco 35, New Orleans 14, at Superdome (61,304)
 Dec. 19, 1994 — Dallas 24, New Orleans 16, at Superdome (67,323)

Sunday Night (6-6)


Oct. 21, 1984 — Dallas 30, New Orleans 27, at Texas Stadium (OT)(50,966) (ABC)
 Nov. 27, 1988 — N.Y. Giants 13, New Orleans 12, at Superdome (66,526) (ESPN)
 Nov. 26, 1989 — L.A. Rams 20, New Orleans 17, at Superdome (OT)(64,274) (ESPN)
 Sep. 15, 1991 — New Orleans 24, L.A. Rams 7, at Superdome (68,583) (TNT)
 Nov. 24, 1991 — Atlanta 23, New Orleans 20, at Superdome (OT)(68,591) (ESPN)
 Sep. 27, 1992 — San Francisco 16, New Orleans 10, at Superdome (68,591) (TNT)
 Oct. 11, 1992 — New Orleans 13, L.A. Rams 10, at Superdome (68,591) (TNT)
 Sep. 5, 1993 — New Orleans 33, Houston 21, at Superdome (69,029) (TNT)
 Dec. 11, 1994 — New Orleans 29, Atlanta 20, at Georgia Dome (61,307) (ESPN)
 Nov. 26, 1995 — New Orleans 34, Carolina 26, at Superdome (50,984) (ESPN)
 Nov. 3, 1996 — San Francisco 24, New Orleans 17, at Superdome (60,966) (ESPN)
 Oct. 5, 1997 — New Orleans 20, Chicago 17, at Soldier Field (58,865) (TNT)

Thursday Night (1-0)

Dec. 3, 1992 — New Orleans 22, Atlanta 14, at Superdome (68,591) (ESPN)



SAINTS TRAIN AT WISCONSIN-LA CROSSE



For the 11th consecutive summer, the Saints will hold at their training camp at the University of Wisconsin-La Crosse. It marks the longest stretch the Saints have utilized a training site. They held their camp at Dodgertown in Vero Beach, Fla. for 10 seasons (1974, 76-84).

Founded in 1909 as the La Crosse Normal School with 176 students, UW-La Crosse is now one of 13 four-year campuses in the University of Wisconsin system, with an enrollment of about 8,700. The University, which is known for its strong physical education program, offers nearly 80 undergraduate curriculums in four colleges - Business Administration; Liberal Studies; Science and Health; and Health, Physical Education and Recreation. Master's degrees are offered in 18 disciplines. The 119-acre campus sits in a residential section of La Crosse, a town with a population of about 50,000, midway

between towering bluffs and the Mississippi River.

Players will report to the University Thursday, July 23. They are scheduled to break camp Thursday, August 20. From July 30 - August 1, the team will practice with the Chicago Bears in La Crosse, on August 4, the Saints will practice with the Minnesota Vikings in Mankato, Minn., and on August 11, the Saints will practice with the Dallas Cowboys in Shreveport, La.

Mailing Address

New Orleans Saints
c/o University of Wisconsin-La Crosse
P.O. Box 3028
La Crosse, WI 54601

Mailing Address for Overnight Courier

New Orleans Saints
c/o University of Wisconsin-La Crosse
Laux Hall
622 East Avenue North
La Crosse, WI 54601

CAMP PHONE NUMBERS

Main Office: (608) 789-4550

Media Relations: (608) 789-4556

Main Camp FAX: (608) 789-4577

Media Relations Recorded News Messages (updated twice daily): (608) 789-4575

SAINTS TRAINING CAMPS

1967-69 — Cal Western University, San Diego, Calif.
1970 — Bowling Green University, Bowling Green, Ohio
1971-73 — Southern Mississippi University, Hattiesburg, Miss.
1974, 1976-84 — Dodgertown, Vero Beach, Fla.
1975 — Nicholls State University, Thibodaux, La.
1985 — Louisiana Tech University, Ruston, La.
1986-87 — Southeast Louisiana University, Hammond, La.
1988-98 — University of Wisconsin-La Crosse, La Crosse, Wis.



SAINTS TICKET INFORMATION

LOUISIANA SUPERDOME-SEATING CAPACITY: 69,028



		Season	Single Game	Group
Plaza	(side)^	\$360	\$40	-
	(end)	\$330	\$37	\$20, 24*
Club	(side)^	\$500	\$56**	-
	(end)	\$470	\$53**	-
Upper Box	(side)#	\$390	\$43	-
	(end)	\$360	\$40	-
Upper Sideline		\$270	\$33	\$25
Terrace		\$250	\$27	\$20
	Family##	\$150	\$18	-
	Youth & Senior@	\$150	-	-

^Plaza sideline sections are: 110-118 & 138-146

^^Club sideline sections are: 257-171 & 215-229; 332-340 & 308-316

#Upper Box sideline sections are: 541-551 & 511-521

##Terrace Family sections are: 647-649, 605-607, 621-623, 631-633

(all seats above row 20)

*Plaza Group price sections are: 127-129, 155-156, 101

People may purchase 25 or more seats on a season basis in these sections for \$20/seat. On an individual game basis, the seats can be purchased by a group (20 or more) for \$24/each.

**Available only to current season ticket holders.

@Youth must be 12 or under at start of the season; Senior must be over 60. Seating available in certain sections only.

GAME DAY WILL CALL - GATE A

Use your Visa or Mastercard to order tickets by phone or mail. Mail orders will be accepted when accompanied by a certified check or money order for the amount plus \$3 for handling. Mail orders should be sent to the Facility Ticket Office at the above address.

TicketMaster processes all phone orders. A service charge is required on all phone orders.

For further information, call the Saints ticket office at:

(504) 731-1700

TICKETMASTER PHONE NUMBERS

In New Orleans Area(504) 522-5555
In Baton Rouge Area(504) 336-5000
Outside Louisiana Toll Free(800) 488-5252

SINGLE GAME TICKET OUTLETS

Individual game tickets are available at official Saints ticket outlets at the following locations:
NEW ORLEANS/BATON ROUGE AND THROUGHOUT MISSISSIPPI — All TicketMaster outlets.

TICKET OFFICE

The New Orleans Saints ticket office is located at the club's facility, located at 5800 Airline Highway in Metairie, and at the Louisiana Superdome, gate A ground level. Facility office hours are from 8:00 a.m. to 6:00 p.m. on weekdays, and 8:30 a.m. to 1 p.m. on Saturdays. Superdome ticket office hours are 8:30 a.m. - 5:30 pm M-F. Ticket windows open three hours prior to kickoff on game days.



FOLLOWING THE SAINTS

The Saints have a number of team-affiliated media outlets, including radio, television, print as well as the internet. In addition to the weekly games broadcast on a regional radio network, the Saints have media partnerships that produce weekly radio programs, weekly TV programs, a weekly newspaper and a homepage on the internet.

RADIO

WWL Newsradio (870 AM) is the flagship of the Saints radio network that extends the play-by-play action of Saints football into five states on approximately 35 stations. Jim Henderson describes the play-by-play and former Saints' tackle Stan Brock provides color commentary for the 16 regular season games. During preseason, veteran broadcaster Kenny Trahan handles the radio play-by-play with Ed Daniels providing color.

The Mike Ditka Show airs live on WWL Newsradio 870 every Tuesday night, 6:15- 7 p.m., during the regular season and playoffs.

Team president Bill Kuharich also hosts a weekly radio show, the time for which was not determined at media guide press time.

TV

In 1998, WVUE Fox 8, airs three evenings of Saints-themed special programming featuring Mike Ditka, in addition to providing the local outlet for most of the Saints' regular season telecasts.

The WVUE special programming encompasses the following: Ditka Game Day, Sunday 10:30 am; Ditka Review, Sunday 10:30 pm; and Ditka Live, Friday 9:30 pm.

WWL-TV (CBS) provides preseason game telecasts to the New Orleans market; live coverage of all away games and sold-out home games. Home games not sold out 72 hours in advance are televised on a taped-delay basis.

Henderson and former Saints quarterback Archie Manning will handle play-by-play and color respectively for preseason contests.

PRINT

Saints Digest is the official journal of Saints football published weekly during the season and periodically during the other months of the year. Saints Digest is available by subscription or on newsstands at selected locations. It includes features, columns, photos, fan opinion and news of the team. Subscription Information: 1-800-334-4005.

INTERNET

The Saints and NFL Enterprises, through ESPN, maintain a home page at the NFL's Website: <http://www.nfl.com/saints>. This site is updated daily when necessary to bring news and other up-to-date information to cyberfans. The Saints page includes sound bites, video and other interactive features.



FOLLOWING THE SAINTS



Stan Brock and Jim Henderson

LOUISIANA

AlexandriaKEZP 104.3 FM
Baton RougeWJBO 1159 AM
BogalusaWBOX 920 AM / 92.9 FM
DonaldsonvilleKKAY 104.9 FM
EuniceKEUN 1490 AM
HammondWFPR 1400 AM
LafayetteKPEL 1420 AM / 107.7FM
Lake CharlesKLCL 1470 AM
LeesvilleKVVP 105.7 FM
ManyKWLX 107.1FM
MonroeKNOE 540 AM
MoreauvilleKLIL 92.1FM
Morgan CityKQKI 95.3FM
New IberiaKANE 1240 AM
Shreveport.....KEEL 710 AM
Thibodaux.....KTIB 640 AM
Villa PlatteKVPI 1050 AM / 92.5 FM

MISSISSIPPI

ColumbiaWCJU 1450 AM
Columbia.....WJDR 98.3 FM
Hattiesburg/LaurelWKNZ 107.1 FM
JacksonWJDS 620 AM
McCombWAKH 105.7 FM
NatchezWQNZ 95.1 FM

ALABAMA

Jackson.....WHOD 1230 AM
MobileWNTM 710 AM
MobileWNXP 105.5 AM

FLORIDA

Ft. Walton BeachWFTW 1260 AM
GainesvilleWYOC 104.9 FM

WORLDWIDE

WRNO Worldwide.....Shortwave only

NFLMEDIA.COM

Information on the Saints as well as all of the NFL teams can be accessed through:

<http://www.nflmedia.com>

Accredited media will be given a password after registration to access weekly-updated information from each of the teams, as well as to access weekly information from the NFL.

MEDIA INFORMATION

MEDIA GATE: Media entrance for Saints games at the Superdome is located on the lower level of the Northwest Parking Garage (side nearest Claiborne Avenue overpass) near the center of the building. The media door opens three hours prior to kickoff. All passes designated for media will call can be picked up at this entrance as well.

CREDENTIAL REQUESTS: Superdome press box space is reserved for the working news media. Requests should be made at least one week in advance and directed to Greg Bensel, director of media and public relations, New Orleans Saints, 5800 Airline Drive, Metairie, LA 70003. Please fax your request to (504) 731-1888.

TELEVISION AND RADIO: Network television and visiting radio are assigned numbered booths in the main press box. Spotters and statisticians are available upon advanced request.

PHOTOGRAPHERS: Only accredited working photographers are allowed on the sidelines. They must wear a "field photo" arm bands and shoot from behind the yellow-dotted line. The bench areas are off limits at all times. Photographers should take special note of the usage conditions listed on the credential. Reporters are not permitted to accompany photographers on the sidelines until after the two-minute warning.

**IMPORTANT:
ALL CREDENTIALS ARE ISSUED TO SPECIFIC INDIVIDUALS
AND ARE NOT TRANSFERABLE.**

LOCKER ROOMS: Only accredited working media are allowed in locker rooms after games. There is no admission before the game. Still photographs are not permitted in the Saints locker room postgame.

TELEPHONES: Requests for service should be directed to Cecile Burch, BellSouth, 1-888-592-4945.

FAX SERVICE: Requests for gameday fax service should be directed to Leon Letulle, who operates a copy transmission and computer service. He can be reached in advance of the day of the game at (504) 362-6065, or in the pressbox prior to kickoff.

PRESS BOX SERVICES: Statistical information is supplied before, during and after the game. Scores of other games are announced and posted as received. Postgame quotes are provided from both locker rooms. Refreshments are served in the media lounge before the game, halftime and postgame.

TRANSPORTATION: Transportation to New Orleans International Airport will be arranged for visiting media with tight departure schedules.

NFL PUBLIC RELATIONS CONTACTS

NFL Office(212) 450-2000
Sr. Vice President of Communications & Government AffairsJoe Browne
Vice President of CommunicationsGreg Aiello
NFL Director of International Public AffairsPete Abitante
Director of Media ServicesLeslie Hammond
Director of Corporate CommunicationsChris Widmaier
NFC Information CoordinatorChris McCloskey
AFC Information CoordinatorDan Masonson

NFC

ArizonaPaul Jensen(602) 379-0101
AtlantaCharlie Taylor(770) 945-1111
CarolinaCharlie Dayton(704) 358-7000
ChicagoBryan Harlan(847) 295-6600
DallasRich Dalrymple(972) 556-9900
DetroitMike Murray(248) 335-4131
Green BayLee Remmel(920) 496-5700
MinnesotaBob Hagan(612) 828-6500
New OrleansGreg Bensel(504) 733-0255
New York GiantsPat Hanlon(201) 935-8111
PhiladelphiaRon Howard(215) 463-2500
St. Louis RamsRick Smith(314) 982-7267
San FranciscoRodney Knox(408) 562-4949
Tampa BayReggie Roberts(813) 870-2700
WashingtonMike McCall(703) 478-8900

AFC

BaltimoreKevin Byrne(410) 654-6200
BuffaloScott Berchtold(716) 648-1800
CincinnatiJack Brennan(513) 621-3550
DenverJim Saccomano(303) 649-9000
IndianapolisCraig Kelley(317) 297-2658
JacksonvilleDan Edwards(904) 633-6000
Kansas CityBob Moore(816) 924-9300
MiamiHarvey Greene(954) 452-7010
New EnglandStacey James(508) 543-8200
New York JetsFrank Ramos(516) 560-8100
OaklandMike Taylor(510) 864-5000
PittsburghRon Wahl(412) 323-1200
San DiegoBill Johnston(619) 874-4500
SeattleDave Pearson(425) 827-9777
TennesseeTony Wyllie(615) 673-1500

ClevelandLaura Paquelet(216) 891-5000

NOTES

NOTES

NEW ORLEANS SAINTS FACILITY



On April 15, 1996, a first in New Orleans Saints history occurred when the entire organization moved into the club's new facility, located at 5800 Airline Drive in Metairie. It's the first time ever that Saints coaches, players and staff have been housed under one roof.

The two story, 65,000 square foot facility, which is situated on a 19.2 acre tract, contains three practice fields. Two, which are laid out symmetrically, are planted with Bermuda grass and are surrounded by an asphalt, half-mile running track. The third field is made up of 70 yards of artificial turf and 50 yards of grass. Also outside is a full-length basketball court.

The first floor is approximately 43,000 square feet, and serves primarily the needs of the players. It also consists of a reception area, ticket office, media workroom and storage areas.

The lockerroom, which is completely carpeted, contains 75 lockers, each 44 inches wide. Adjacent to the lockerroom are a players lounge and shower area that includes a built-in whirlpool and cold dip pool, sauna room and steam room. The training room consists of nine treatment tables, a three-man taping station, three therapeutic whirlpools, one Hydro Track and Biodex rehabilitation equipment. The equipment room, which includes a loading dock making it accessible for 18-wheeler tractor trailers, is 3,600 square feet. The weight room, also fully carpeted, is 4,050 square feet.

A 1,700 square foot auditorium which sits on the first floor, can seat 110 players for team meetings, and can be divided into two rooms. On either side of the auditorium, are eight smaller team meeting rooms.

Located on the second story are offices for coaches, player personnel, the video department and administrative staff. It has the capacity for an additional 23,000 square feet.

Directions to Saints Facility

From Airport: Turn left onto Airline Drive. Take Airline Drive for approximately 4-5 miles. Practice facility will be on the right.

From New Orleans/East: Take I-10 West to Clearview Parkway exit. Follow Clearview Parkway South to Airline Drive. Turn right onto Airline Drive. Take Airline Drive for approximately 1.2 miles. Practice facility will be on the left.

From Baton Rouge/West: Take I-10 East to Clearview Parkway exit. Follow Clearview Parkway South to Airline Drive. Turn right onto Airline Drive. Take Airline Drive for approximately 1.2 miles. Practice facility will be on the left.

THE ONLY THING MEN LOVE MORE THAN SPORTS.



JS60 Walk-Behind

Gator® Utility Vehicle



LT133 Lawn Tractor

Nobody has a deeper bench than John Deere when it comes to lawn and garden equipment. There's our line of durable walk-behinds including the JS60. Handy attachments like the 7 Utility Cart. Our very own Gator Utility Vehicle. Hand-held products that

make any job easier. And of course, the LT Series including the LT133 starting as low as \$1,999. So when it comes to getting the most complete line of lawn and garden equipment anywhere, see your John Deere dealer today. You'll love yourself for doing it.



NOTHING RUNS LIKE A DEERE®
www.deere.com

"For the John Deere Dealer Near You Call 1-888-MOWPROS"