



PHILADELPHIA EAGLES  
**GAME NOTES**



**NOVEMBER 21, 2021**  
AT LINCOLN FINANCIAL FIELD

---

# GAME INFORMATION

GO  
BIRDS



## NEW ORLEANS SAINTS (5-4)

Head Coach: **Sean Payton** (16th Year)

Division: NFC South (2nd)



## PHILADELPHIA EAGLES (4-6)

Head Coach: **Nick Sirianni** (1st Year)

Division: NFC East (2nd)

### BROADCAST INFORMATION

#### TELEVISION (FOX)

**Adam Amin** (play-by-play)

**Mark Schlereth** (analyst) • **Shannon Spake** (sideline)

#### EAGLES RADIO (94 WIP)

**Merrill Reese** (play-by-play)

**Mike Quick** (analyst) • **Howard Eskin** (sideline)

#### EAGLES SPANISH RADIO (Tico Sports)

**Rickie Ricardo** (play-by-play)

**Luis Torress** (analyst) • **Bill Kulik** (commentator)

FOX



TICO  
SPORTS

### NOTES TO KNOW

- ▶ The Eagles are the only NFL team to score 30+ points while allowing 13-or-fewer points three times this season. Only three other teams have done so twice (Arizona, Buffalo and New England).
- ▶ Philadelphia ranks 3rd in the NFL in rushing offense (144.3 ypg), behind Baltimore and Cleveland (154.1 ypg each). The Eagles are also 4th in rushing average (4.99), trailing only the Browns (5.26), Jaguars (5.08) and Colts (5.07), having registered the 2nd-most rushes of 10+ yards (45) in the league (Cleveland - 49).
- ▶ Since Week 8, Philadelphia has averaged an NFL-high 208.7 rushing yards per game, totaling 175+ yards on the ground in 3 consecutive contests for the first time since 2017 and just the ninth time in franchise history. The Eagles are the only team with 600+ rushing yards (626) and 6+ TDs in any 3-game span this year.
- ▶ Philadelphia is tied with New England and Tennessee for the NFL lead in rushing TDs (11) since Week 5. Overall, the Eagles rank 4th in the league in rushing TDs (14) this season, behind Arizona (16), Cleveland (16) and Tennessee (16) in that category.
- ▶ Philadelphia has committed the 2nd-fewest penalties per game (4.0) in the NFL since Week 6, behind Cincinnati (3.5). The Eagles are additionally tied with Detroit and Minnesota for the fewest giveaways (11) in the league dating back to Week 8.
- ▶ Philadelphia is allowing the 5th-fewest rushing yards per game (80.7) in the NFL since Week 8, trailing only New Orleans (57.0), Washington (68.0), Buffalo (72.3) and Green Bay (75.3). The Eagles' defense has also recorded a takeaway in 7 of the last 8 games, combining for 9 total INTs and FRs.

### KEY PLAYER NOTES

- ▶ Since Week 8, **Jalen Hurts** ranks 1st among NFL QBs in rushing yards (186), 2nd in passer rating (102.6), 3rd in passing yards per attempt (8.2), T-9th in completion percentage (66.7%) as well as 10th in total first downs (36) (min. 50 attempts).
- ▶ **DeVonta Smith** is the second player in team history to produce 600+ receiving yards (603) and 4+ receiving TDs (4) in their first 10 career NFL games, joining **Charle Young** in 1973 (609 yards, 4 TDs). Smith ranks 9th in the NFL with 488 receiving yards since Week 4, trailing only **Cooper Kupp** (652), **Davante Adams** (555), **Deebo Samuel** (548) and **Justin Jefferson** (521) in the NFC.
- ▶ In Week 10 at Denver, **Darius Slay** became just the third player in Eagles history to record 2 fumble recovery TDs in a season (also **Juqua Parker** in 2011 and **Seth Joyner** in 1991).

### SCHEDULE & RESULTS

#### REGULAR SEASON

Sun.	Sep. 12	at	Atlanta Falcons	W, 32-6
Sun.	Sep. 19		San Francisco 49ers	L, 11-17
Mon.	Sep. 27	at	Dallas Cowboys	L, 21-41
Sun.	Oct. 3		Kansas City Chiefs	L, 30-42
Sun.	Oct. 10	at	Carolina Panthers	W, 21-18
Thu.	Oct. 14		Tampa Bay Buccaneers	L, 22-28
Sun.	Oct. 24	at	Las Vegas Raiders	L, 22-33
Sun.	Oct. 31	at	Detroit Lions	W, 44-6
Sun.	Nov. 7		Los Angeles Chargers	L, 24-27
Sun.	Nov. 14	at	Denver Broncos	W, 30-13
Sun.	Nov. 21		<b>New Orleans Saints</b>	<b>1:00 p.m. (FOX)</b>
Sun.	Nov. 28	at	New York Giants	1:00 p.m. (FOX)
Sun.	Dec. 5	at	New York Jets	1:00 p.m. (CBS)
TBD	TBD		Washington	TBD (FOX)
Sun.	Dec. 26		New York Giants	1:00 p.m. (FOX)
Sun.	Jan. 2	at	Washington	1:00 p.m. (FOX)
Sun.	Jan. 9		Dallas Cowboys	1:00 p.m. (FOX)

#### POSTSEASON

AFC and NFC Wild Card Playoffs	Jan. 15-16
AFC and NFC Divisional Playoffs	Jan. 22-23
AFC and NFC Championship Games	Jan. 30
Super Bowl LVI (Inglewood, CA) (NBC)	Feb. 13

### REGULAR-SEASON RANKINGS

OFFENSE				
	SAINTS		EAGLES	
Category	Stats	Rank	Stats	Rank
Total Offense	321.1	26	350.1	16
Rush Offense	118.9	12	144.3	3
Pass Offense	202.2	31	205.8	27
Points Per Game	24.7	13	25.7	11
3rd-Down Offense %	37.4	21	44.2	6
4th-Down Offense %	58.3	11t	33.3	27t
Red Zone Offense %	69.7	5	68.6	6
DEFENSE				
	SAINTS		EAGLES	
Category	Stats	Rank	Stats	Rank
Total Defense	337.8	10	350.6	14
Rush Defense	72.9	1	117.3	20
Pass Defense	264.9	26	233.3	13
Points Per Game	19.8	7	23.1	14
3rd-Down Defense %	36.4	9	40.9	19t
4th-Down Defense %	41.7	6	42.1	7t
Red Zone Defense %	46.2	3t	63.2	19
TEAM				
	SAINTS		EAGLES	
Category	Stats	Rank	Stats	Rank
Turnover Differential	+5	6t	+1	15t
Penalties/Game	6.4	12t	7.0	22t
Penalty Yards/Game	53.9	15	54.8	16





# FRONT OFFICE & COACHING STAFF



**FRONT OFFICE & COACHING STAFF**

**PLAYER BIOS**

**ROSTER BREAKDOWN**

**2021 EAGLES STATISTICS**

**RECORD BOOK**

**NFL STATISTICS**

**OFF THE FIELD**



# JEFFREY LURIE

## CHAIRMAN AND CHIEF EXECUTIVE OFFICER



NFC East Championships (9): '01 • '02 • '03 • '04 • '06 • '10 • '13 • '17 • '19

NFC Championship Games (6): '01 • '02 • '03 • '04 • '08 • '17 Super Bowl Appearances (2): '04 • '17

### Super Bowl Champion: 2017 (LII)

Jeffrey Lurie embarks on his 28th season as Chairman and Chief Executive Officer of the Philadelphia Eagles. Lurie purchased the franchise on May 6, 1994, and assembled an organizational infrastructure that reflected the pride and passion of the region, where tireless work ethic and innovation deeply coincides with consistent results. This commitment to excellence at the highest level launched an unprecedented era of success, ultimately cementing the foundation of the first Super Bowl Championship in team history, when the Philadelphia Eagles defeated the New England Patriots, 41-33, in **Super Bowl LII** on February 4, 2018.

The Eagles, today regarded among the most prominent franchises in professional sports, began their ascent during the first full year of Lurie's ownership in 1995 and have since grown into a customary presence in the NFL's postseason. The Eagles are one of nine teams with multiple Super Bowl appearances (XXXIX and LII) since 2004 and lead the NFC (tied for second overall) in conference title games (six) dating back to 2001. In addition, the Eagles have captured nine of their 11 all-time NFC East Championships since 2001, which leads the division in that span.

Overall, the Philadelphia Eagles have made the playoffs 15 times under Lurie's direction and are tied for the fifth-most postseason bids in the NFL since the turn of the century (13), including trips in three of the last four seasons. During that stretch, the Eagles became just the fourth franchise to win a Super Bowl and then follow it with back-to-back playoff appearances since 1994, when the league's salary cap was introduced. Furthermore, including the postseason, the Eagles own the sixth-highest winning percentage (.577, 208-152-2) in the NFL since 2000.

Lurie's blueprint for success has had a profound impact on the field, leading to a greater overall winning percentage (.546, 250-208-3), more playoff games (29), and more playoff victories (15) than all prior ownership groups combined. That model, however, is not just limited to football, as the Philadelphia Eagles organization has wholly embraced a championship mentality in all aspects of its operations, especially in the community.

### EAGLES AUTISM FOUNDATION

A thoughtful and compassionate philanthropist with family ties to autism, Lurie is devoted to raising critical research funds for the developmental disorder and has leveraged his resources as a professional sports owner to turn autism awareness into action.

In 2019, Lurie expanded on this commitment by launching the team's signature philanthropic initiative – the Eagles Autism Foundation – to help drive scientific breakthroughs and establish Philadelphia as a major center for autism research and care. The foundation has centralized all of its autism efforts to create a larger impact and has raised more than \$10 million for institutions focused on autism research.

Through the Eagles Autism Foundation, the organization has been viewed nationally as a progressive leader in the autism community. The Eagles became one of the first sports franchises in the country to build a state-of-the-art sensory room, presented by the Children's Hospital of Philadelphia, and received Sensory Inclusive Certification for Lincoln Financial Field in partnership with Kulture City. The Eagles also became the first professional sports team to partner with Popcorn for the People,



On February 4, 2018, Lurie helped deliver the first Super Bowl championship in franchise history to the city of Philadelphia. The Eagles defeated the New England Patriots, 41-33, in Super Bowl LII at U.S. Bank Stadium in Minneapolis, MN.





**Lurie poses for a picture with participants at the finish line of the second-annual Eagles Autism Challenge on May 18, 2019. The Eagles Autism Foundation has raised more than \$10 million to support autism research and care throughout the Philadelphia region.**

### EAGLES SUPER BOWL NOTES

- The Philadelphia Eagles are one of nine NFL franchises (one of four in the NFC) with multiple Super Bowl appearances (XXXIX and LII) since the 2004 season, joining the New England Patriots (seven), Pittsburgh Steelers (three), Seattle Seahawks (three), Denver Broncos (two), Indianapolis Colts (two), Kansas City Chiefs (two), New York Giants (two) and San Francisco 49ers (two).
- The Eagles are one of only four NFL teams to win a Super Bowl and then follow it with back-to-back playoff appearances since 1994, when the league's salary cap was introduced (also New England, San Francisco and Seattle).

### MOST CONFERENCE TITLE GAMES SINCE 2001

Rk	Team	Total
1.	New England Patriots.....	13
2t.	Philadelphia Eagles .....	6
	Green Bay Packers .....	6
	Pittsburgh Steelers.....	6
5t.	Indianapolis Colts.....	4
	San Francisco 49ers .....	4

### MOST NFC EAST CHAMPIONSHIPS SINCE 2001

Rk	Team	Total
1.	Philadelphia Eagles .....	9
2.	Dallas Cowboys.....	5
3t.	New York Giants .....	3
	Washington.....	3

a nonprofit organization dedicated to creating meaningful employment for those with autism and developmental disabilities. Most notably, the foundation's annual cycling and 5K run/walk event – the Eagles Autism Challenge presented by Lincoln Financial Group – contributes 100 percent of participant-raised funds to autism research and care.

To ensure the most transformational projects are funded through the Eagles Autism Foundation, Lurie organizes a nationally recognized independent peer review panel each year that is tasked with evaluating and approving submitted proposals. A total of 43 research projects, postdoctoral fellowships and community grants have been funded for exploratory work in the field of autism thanks to the foundation.

On May 8, 2019, Lurie was presented the Commitment to Cures Award by the American Brain Foundation for his ongoing work to find cures for neurodevelopmental diseases and disorders.

Additionally, Lurie is a director of the NLM Family Foundation, which devotes significant resources to autism research and education, and he also established the Lurie Family Foundation to strengthen the efforts toward autism research.

### COVID-19 RELIEF EFFORTS

In response to the coronavirus pandemic, Lurie, in consultation with leading institutions, carefully assessed the short-term and long-term needs of communities and frontline workers combating the global health crisis and continues to commit substantial resources toward philanthropic aide.

Lurie contributed \$1 million to Penn Medicine on April 3, 2020, to establish the COVID-19 Immunology Defense Fund, which is an emerging research program that aims to address critical needs as the pandemic evolves. The priorities of the program range between creating rapid diagnostic testing, finding drugs that work against the virus, and developing potential vaccines.

On April 21, 2020, Lurie and the Eagles announced \$1 million in donations helping COVID-19 relief efforts throughout the Philadelphia area, focusing on providing critical assistance to the well-being of essential healthcare workers and their families, as well as supporting local businesses. The funds included \$300,000 to purchase N-95 masks for local healthcare systems; \$250,000 to the American Red Cross to maintain a sufficient blood supply; \$225,000 in gift cards to local businesses for essential healthcare workers; \$100,000 to Thomas Jefferson University Hospital's Better Together Fund, which assists employees and students facing unforeseen hardships during the crisis; \$55,000 to Vision To Learn, which will ensure continuity of the Eagles Eye Mobile program in the region's schools; \$35,000 to the JFCS of Greater Philadelphia to expand services for the Helping Healthcare Heroes Support Group; and \$35,000 to the Uplift Center for Grieving Children, helping expand mental health services for essential healthcare workers and their families.

The Eagles have also planned 11 community blood drives at Lincoln Financial Field since the start of the pandemic. To date, these drives have yielded enough pints of blood to help nearly 2,000 patients.

Additionally, on June 5, 2021, the Eagles partnered with the City of Philadelphia and the Philadelphia Fire Department on a community-wide vaccination initiative. The combined effort, which is supported by the Eagles Eye Mobile, involves several clinics that will be offering free COVID-19 vaccines to residents throughout the summer.

### CHAMPIONS IN THE COMMUNITY

One of Lurie's first philanthropic endeavors was the creation of the team's nonprofit charitable wing in 1995. For 20 years, the Eagles Youth Partnership served more than 50,000 at-risk children in the Greater Philadelphia region annually with a focus on health and education programming. In 2015, Lurie oversaw the Eagles Youth Partnership's transition to the Eagles Charitable Foundation that now provides children in the

## MOST PLAYOFF APPEARANCES SINCE 2000

Rk	Team	Total
1.	New England Patriots.....	17
2t.	Green Bay Packers .....	15
	Indianapolis Colts.....	15
4.	Seattle Seahawks .....	14
5t.	Philadelphia Eagles .....	13
	Baltimore Ravens.....	13
	Pittsburgh Steelers.....	13

## MOST PLAYOFF VICTORIES SINCE 2000

Rk	Team	Total
1.	New England Patriots.....	30
2.	Baltimore Ravens.....	16
3.	Pittsburgh Steelers.....	15
4t.	Philadelphia Eagles .....	14
	Green Bay Packers .....	14
	Seattle Seahawks .....	14

## MOST WINNING SEASONS SINCE 1995

Rk	Team	Total
1.	New England Patriots.....	22
2.	Green Bay Packers .....	20
3.	Pittsburgh Steelers.....	19
4.	Indianapolis Colts.....	18
5t.	Philadelphia Eagles .....	16
	Kansas City Chiefs.....	16
	Seattle Seahawks .....	16

## HIGHEST WINNING PERCENTAGE SINCE 2000

Rk	Team	W-L	Pct
1.	New England Patriots.....	274-103.....	.727
2.	Pittsburgh Steelers.....	232-128-2.....	.644
3.	Green Bay Packers .....	224-138-2.....	.618
4.	Indianapolis Colts.....	221-142.....	.609
5.	Baltimore Ravens.....	217-146.....	.598
6.	Philadelphia Eagles .....	208-152-2.....	.577

(Including playoffs)

local community with greater access to vision care and autism research and services. Its signature program – the Eagles Eye Mobile – travels to local schools to provide free eye exams and prescription eyeglasses to under- and uninsured students in partnership with Vision To Learn.

Under Lurie's direction, the Eagles launched the groundbreaking Go Green initiative in 2003 aimed at reducing the organization's footprint on the environment and creating programs that improve quality of life in the Philadelphia region. In December 2018, Lincoln Financial Field was awarded LEED Gold certification by the U.S. Green Building Council. Additionally, the Eagles are the first professional sports team in the world to receive the prestigious ISO 20121 Event Sustainability Management System certification.

In 2011, in acknowledgment of the organization's commitment to the community, as well as their Tackling Breast Cancer and Go Green campaigns, the Eagles were presented with the coveted Sports Team of the Year Award by Beyond Sport.

Finally, over the past three years, the Eagles Social Justice Council, a committee of select players and Eagles staff, awarded over \$1.3 million to local Philadelphia organizations working to improve education, mentoring, health services, criminal justice reform, reentry programs, and workplace development.

During the 2018 offseason, Lurie was honored by the Fritz Pollard Alliance with the Paul "Tank" Younger Award. The award is granted annually to an NFL executive, coach, or owner who promotes gender and racial diversity. Lurie's efforts to foster civic responsibility throughout the organization have also led the Eagles to be recognized by many for supporting social justice and human rights initiatives. Lurie was the recipient of the Torch of Liberty Award conferred by the Anti-Defamation League of Philadelphia and a year later was honored by Philadelphia's Operation Understanding, an acclaimed group that advances interracial harmony among future leaders of the African American and Jewish communities.

## PROGRESSIVE LEADERSHIP

Widely considered one of the most progressive owners in professional sports, Lurie embraces innovative thought. His commitment to enhancing every element of the organization through forward-thinking decisions has been a hallmark of his tenure as Chairman and Chief Executive Officer.

Lurie invests in both people and ideas. Throughout his ownership, he has gone beyond traditional football practices by focusing on infusing talented individuals from other industries into the Eagles' business operations. As a result, the Philadelphia Eagles have become a leader in professional sports with regards to gender diversity in the workplace.

The Eagles' organic effort toward staying ahead of the curve and mining for value where others may not see it has also been fundamental to the football team's success over the years.

During the 2021 offseason, Lurie hired a 39-year-old first-time head coach in **Nick Sirianni** – the second-youngest head coach in Eagles history – following a highly productive, three-year stint as the Indianapolis Colts' offensive coordinator. Sirianni, who has helped coach three different players to *Associated Press* Comeback Player of the Year honors, guided the Colts to numerous top-10 rankings in major offensive categories.

**Doug Pederson** was hired by the Eagles as a first-time head coach during the 2016 offseason. In his second year at the helm, Pederson led the team to its first Super Bowl Championship in franchise history when the Philadelphia Eagles outdueled the New England Patriots in **Super Bowl LII**.

In 1999, Lurie found a match with former Green Bay Packers quarterbacks coach **Andy Reid**, who at 40 years old took on a lead role for the first time in his career and was also the second-youngest head coach in the NFL at the time of his hiring. Reid enjoyed a 14-year stay with Philadelphia (franchise record) and became the winningest head





coach (140-102-1, .578 – including playoffs) in Eagles history. Named the 2002 NFL Coach of the Year by the *Associated Press*, Reid led the team to nine postseasons, which included five conference title games and an appearance in Super Bowl XXXIX.

Lurie's first head coaching hire, **Ray Rhodes**, came to Philadelphia in 1995 as just the third African American head coach in modern NFL history. In his first season with the Eagles, Rhodes guided the team to a 10-6 regular-season record and playoff berth and earned *Associated Press* NFL Coach of the Year honors.

Each of Lurie's first four head coaching hires have achieved double-digit win totals and playoff appearances within their first two seasons.

Lurie, who was named NFL Owner of the Year by *Sporting News* in 1995 and by *Pro Football Insider* in 2000, currently serves on numerous NFL committees, including the Finance Committee, Media Committee, International Committee, and the Super Bowl & Major Events Advisory Committee.

### **BUILDING A NEW HOME**

After purchasing the Eagles, Lurie recognized that the organization's facilities needed a total reconstruction, which required the design and relocation of its office headquarters, practice facility, and stadium. He immediately committed to providing the franchise with everything it needed to succeed and constructed two state-of-the-art facilities in South Philadelphia – the NovaCare Complex (2001) and Lincoln Financial Field (2003).

Although Lincoln Financial Field was erected specifically to house its primary tenant, the Philadelphia Eagles, Lurie also created a multidimensional event destination that could hold a wide variety of events. Fittingly, the first ticketed event at the new stadium was a soccer match between Manchester United and FC Barcelona in August 2003, followed by a Bruce Springsteen concert soon after.

Since then, Lincoln Financial Field has continued to evolve with an ever-changing entertainment landscape and underwent a two-year, \$125 million revitalization in 2013. Over the years, the venue has hosted high-profile events including sold-out concerts, national and international soccer matches, the NCAA Lacrosse Championships, the Army-Navy game, Monster Jam, Temple University football games, and more.

### **FILM CAREER**

Prior to purchasing the Philadelphia Eagles, Lurie joined General Cinema Corporation, a major movie theater company founded by his grandfather, Philip Smith. Two years later, he started Chestnut Hill Productions and produced a variety of theatrical and television movies. In 2008, Lurie established Screen Pass Pictures and served as an executive producer of *Inside Job*, the 2010 documentary film, which earned the Academy Award for Best Documentary Feature, and *Inocente*, which earned an Academy Award for Best Short Documentary in 2013. Most



recently, Lurie formed Play/Action Pictures to produce socially impactful documentary films, including *Totally Under Control* (2020), *Summer of Soul* (2021), *MLK/FBI* (2020), and *The Meaning of Hitler* (2020).

### **PERSONAL**

Lurie's passion and love of sports began when he was a young boy growing up outside of Boston. Lurie became an avid fan of the NFL and all the major leagues after watching the first ever sudden-death overtime NFL Championship between the Baltimore Colts and the New York Giants in 1958.

Prior to entering business, Lurie served as an adjunct assistant professor of social policy at Boston University. He earned a B.A. from Clark University, a master's in psychology from Boston University, and a Ph.D. in social policy from Brandeis University. Lurie returned to his college campus in May 2019 and served as Clark University's commencement speaker to the graduating class.

Born on September 8, 1951, Lurie has two children. He resides in the Philadelphia area with his wife, Tina. In his free time, he enjoys traveling, golfing, tennis, movies, music, and discovering great restaurants.



# DON SMOLENSKI

## PRESIDENT



**NFL Experience:** 24th Year (24th with Eagles)  
**College:** Amherst College **Hometown:** Pittsford, NY

### Super Bowl Champion: 2017 (LII)

**Don Smolenski**, now in his 24th season with the organization, was named team president in 2012 after originally joining the team in 1998 as chief financial officer. Prior to being promoted to his current post, he was named senior vice president/chief financial officer in 2001 and later the team's chief operating officer in 2010.

As president, Smolenski directs the club's business and strategic efforts, including sales, marketing, communications, and operations. He has played a key role in significant projects from the construction of Lincoln Financial Field to the club's internationally recognized environmental and philanthropic programs. During his tenure as president, Smolenski has infused energy and creativity throughout the organization with his engaging leadership style. In 2015, he was named to the Most Admired CEOs list by the *Philadelphia Business Journal* and under his leadership, the Eagles were named to Philly.com's Top Workplaces list in 2016, 2018, and 2020.

During his time as the team's president, Smolenski and the Eagles realized their first Super Bowl victory in franchise history after defeating the New England Patriots, 41-33, in **Super Bowl LII**.

In his first year as president, Smolenski spearheaded a two-year, \$125 million Lincoln Financial Field revitalization project that added 1,600 seats, HD video boards, and graphics paying tribute to the team's history. In 2019, Smolenski's leadership was instrumental to the Lincoln Financial Group naming-rights extension, which ensured that the Eagles would play at Lincoln Financial Field through 2032. Over the years, Lincoln Financial Field has hosted high-profile events including sold-out concerts, national and international soccer matches, the NCAA Lacrosse Championships, the Army-Navy Game, Monster Jam, Temple University football, and more.

As part of Smolenski's commitment to offering guests a safe, clean, and friendly experience at Lincoln Financial Field, the Eagles were credited with a SAFETY Act designation, one of the highest levels of accreditation offered by the United States Department of Homeland Security, in August 2020. One month later, in September 2020, Lincoln Financial Field achieved the distinguished Global Biorisk Advisory Council (GBAC) STAR accreditation for implementing stringent protocols for cleaning, disinfection, and infectious disease prevention.

Smolenski plays an important role in the team's environmental initiatives. As a result of their Go Green program, the Eagles have emerged as a leader in environmental stewardship in the sports industry. Those focus areas include conservation efforts, recycling programs, and the use of renewable energy. Under his leadership, Lincoln Financial Field has achieved LEED Gold status, and the organization became the first professional sports team to receive ISO 20121 certification, an international standard designed to help organizations integrate sustainability into management practices and processes.

In 2018, Smolenski helped launch the Eagles Autism Challenge, a one-day bike ride and family-friendly 5K run/walk dedicated to raising funds for cutting-edge autism research and care. In 2019, the team's signature fundraising event expanded and led to the formation of the Eagles Autism Foundation, a new charitable endeavor that unified the team's various autism activities into one organization. Through its mission to turn autism awareness into action, the Eagles became one of the first sports franchises to build a state-of-the-art sensory room in its home stadium, have partnered with organizations to help combat the

unemployment rate in the autism community, and have even leveraged home games and open practices to drive critical funds. In February 2021, the Eagles Autism Foundation eclipsed the \$10 million raised mark over its first three years as a result of more than \$260,000 having been collected through the Eagles Fan Cutout program during the 2020 season.

In 2013, Smolenski helped launch the Eagles Care initiative which forges annual, strategic partnerships with five local non-profit organizations in an effort to deepen the team's community impact. Since the program's establishment, the team has welcomed 32 charitable organizations to the Eagles Care family.

In addition to his leadership roles within the Eagles organization, Smolenski is the co-chair of Children's Hospital of Philadelphia (CHOP) Corporate Council, which is comprised of top executives from the region who believe in the hospital's mission, are committed to advancing its research and clinical priorities, and are dedicated to the health and economic growth of Greater Philadelphia. He is also a member of the Greater Philadelphia Chamber of Commerce Board, the FM Global Advisory Board, and is involved with Leadership Philadelphia, a non-profit organization that promotes leadership and community involvement.

In 2019, Smolenski was appointed chair of the PHL Sports Advisory Board. PHL Sports is a business development division of the Philadelphia Convention and Visitors Bureau (PHLCVB), which brings together the area sports community to attract major events to Philadelphia. In 2017, in partnership with PHL Sports, Smolenski assisted in bringing the NFL Draft back to Philadelphia for the first time since 1961.

Smolenski serves as the treasurer of the team's public charity, Eagles Charitable Foundation, which provides children in the Philadelphia region greater access to vision care.

Before joining the Eagles, Smolenski served as chief financial officer for the International Hockey League, where he oversaw all league financial matters and played an integral role in the expansion of the league. Through the development of expansion models and the analysis of league performance models, Smolenski saw the league grow from 12 to 19 teams.

Smolenski began his professional career as a public accountant with Arthur Andersen.

An outdoor enthusiast, Smolenski enjoys an active lifestyle and has completed the Detroit, Pittsburgh, and Boston Marathons. He earned his Bachelor of Arts degree in biology from Amherst College and holds a Master of Science degree in accounting. Don and his wife, Karen, have two sons, Jake and Shane.







# HOWIE ROSEMAN

EXECUTIVE VICE PRESIDENT/GENERAL MANAGER



**NFL Experience:** 22nd Year (22nd with Eagles)

**College:** Florida, Fordham **Hometown:** Brooklyn, NY

## Super Bowl Champion: 2017 (LII)

**Howie Roseman**, Executive Vice President/General Manager, enters his 22nd season with the Philadelphia Eagles. After working his way up through the Eagles' football operations and scouting departments, Roseman has cemented himself as one of the most accomplished and respected front office executives in the NFL.

The architect of the first Super Bowl championship in franchise history, Roseman has greatly impacted decades of sustained success in Philadelphia. Since he was hired in 2000, the Eagles have recorded the league's fourth-most playoff victories (14), fifth-most postseason berths (13, including a division-leading nine NFC East crowns), and sixth-highest overall winning percentage (.577, 208-152-2). Furthermore, Philadelphia ranks first in the NFC (tied for second in the NFL) with six conference title games since 2001 and is one of nine teams with multiple Super Bowl appearances dating back to 2004.

Roseman, who was named the 2017 NFL Executive of the Year (Sporting News; Pro Football Writers of America), has revitalized the Eagles' football operations with a collaborative and progressive approach to roster building and player development. As a result, Philadelphia has earned playoff appearances in three of the last four seasons, including two NFC East championships (2017 and 2019) and a 41-33 victory over the New England Patriots in **Super Bowl LII**. The Eagles became just the fourth franchise to capture a Super Bowl and then follow it with back-to-back postseason trips in the NFL's salary cap era (since 1994). Additionally, Philadelphia's recent track record of excellence has created opportunities for two former personnel executives to take on general manager roles with other clubs – **Andrew Berry** (Cleveland Browns) and **Joe Douglas** (New York Jets).

In 2017, Roseman played a pivotal role in ensuring the success of the Eagles' **Super Bowl LII**-winning team. Faced with season-ending injuries to key players, Roseman's focused leadership and in-season roster management helped Philadelphia produce a franchise-record-tying 13-3 regular-season campaign while also securing the top seed in the NFC playoffs ahead of its championship run.

Roseman, who served as the Eagles' Executive Vice President of Football Operations from 2016-18 before adding the title of General Manager in 2019, is responsible for managing the organization's personnel and scouting staffs. He also oversees the executives who specialize in all areas of football operations, including but not limited to sports medicine and performance, analytics, football administration, football technology, and player development. Under Roseman's guidance, and in concert with the vision created by Chairman and Chief Executive Officer **Jeffrey Lurie**, Philadelphia has become one of the NFL's most admired and innovative operations.

Before he was elevated to Executive Vice President of Football Operations, Roseman served as the team's general manager from 2010-14. At the time of his promotion, the 34-year-old Roseman became the youngest NFL executive to be named to the post in three decades. He directed a major overhaul of the roster in his first year, making it one of the youngest in the league. The revamped Eagles delivered NFC East titles in 2010 and 2013 and sent a conference-high nine players to the Pro Bowl following the 2014 season.

From 2008-09, Roseman managed the college scouting staff, organized and ran draft meetings, and scouted the top college prospects around the country as the vice president of player personnel.

Roseman was named Philadelphia's vice president of football administration (2006-07) after spending three years as the team's director of football administration (2003-05). In that role, he evaluated players around the NFL and for the draft while representing the team on contract, salary cap, and player personnel matters. In 2007, Roseman was invited to participate in the NFL-Stanford Program for managers at the Stanford Graduate School of Business, an NFL program created to promote the development of leaders within the league.

After relentlessly pursuing jobs in NFL front offices, Roseman finally got his foot in the door as an intern with the Eagles, when the team was headquartered at Veterans Stadium. From 2000-02, Roseman served as a salary cap staff counsel with Philadelphia.

Roseman, the club's nominee for the 2018 NFL Salute to Service Award, is very active in the Philadelphia community and contributes to a variety of initiatives that involve the military and children. He was named Honorary Commander for the Joint Base McGuire-Dix-Lakehurst for his continued efforts with the military. His charitable endeavors have also benefited the Alex's Lemonade Stand Foundation, the Boys & Girls Clubs of America, USA Football, Pop Warner, and Cop Wheels. In 2018, the Maxwell Football Club presented Roseman with the Steinberg-DeNicola Humanitarian Award, an annual honor that recognizes an NFL representative who is committed to doing good in their community. In addition, Roseman is a member of the Governing Body of the Global Sports Management Summit and YPO.

Born in Brooklyn, NY, Roseman earned his bachelor's degree from the University of Florida before earning a J.D. degree from Fordham Law School. He and his wife, Mindy, reside in suburban Philadelphia with their four children.







# NICK SIRIANNI

## HEAD COACH



**NFL Experience:** 13th Year (1st with Eagles)  
**College:** Mount Union **Hometown:** Jamestown, NY

**Nick Sirianni** was named head coach of the Philadelphia Eagles on January 24, 2021, following a productive, three-year stint as the Indianapolis Colts' offensive coordinator. With Sirianni directing the Colts' offense, Indianapolis ranked sixth in third-down conversions (43.4 pct.), seventh in red zone touchdown efficiency (63.9 pct.) and eighth in offensive points per game (24.4), while surrendering the second-fewest sacks (71) in the league, during the 2018-20 seasons. In that span, the Colts combined for a 28-20 record (.583 winning percentage), including a pair of 10-plus-win campaigns, and made two playoff appearances.

During an 11-5 season in 2020, Sirianni oversaw a Colts offense that posted the 10th-most total yards per game (378.1) in the NFL and allowed the second-fewest sacks (21, tied) as well as the third-fewest giveaways (15). In his age 39 season, quarterback **Philip Rivers** posted the eighth-highest completion percentage (68.0 pct.) and 10th-most passing yards (4,169) in the league, adding 24 touchdown passes and a 97.0 passer rating. Additionally, rookie running back **Jonathan Taylor** (1,169 yards) ranked third among the league's rushing leaders, trailing **Derrick Henry** (2,027) and **Dalvin Cook** (1,557), and tied for the most rushing scores (11) by a rookie since **Ezekiel Elliott** in 2016 (15).

Under Sirianni, guard **Quenton Nelson** achieved first-team All-Pro and Pro Bowl honors after each of his first three NFL seasons (2018-20) while center **Ryan Kelly** secured back-to-back trips to the Pro Bowl (2019-20) along with second-team All-Pro recognition (2020). In 2018, Sirianni's first season leading Indianapolis' offense, quarterback **Andrew Luck** was named *Associated Press* NFL Comeback Player of the Year and earned his fourth career Pro Bowl nod after ranking second overall with 39 passing touchdowns, behind **Patrick Mahomes** (50), and producing the league's fifth-most passing yards (4,593).

Prior to joining the Colts, Sirianni spent five years (2013-17) as a member of the Los Angeles/San Diego Chargers' coaching staff, including two seasons as wide receivers coach (2016-17). In 2017, Sirianni assisted with the top-ranked passing offense (276.9 ypg), which featured a career year from wide receiver **Keenan Allen**, who was selected as the *AP* NFL Comeback Player of the Year after ranking third in receiving yards (career-high 1,393) and fourth in receptions (102) that season. Sirianni also guided wide receiver **Tyrell Williams** to a breakout year in 2016, when Williams led the Chargers with career highs in catches (69), receiving yards (1,059) and touchdowns (seven).

From 2014-15, Sirianni coached the Chargers' quarterbacks and helped **Philip Rivers** earn consecutive Pro Bowls while averaging 30 passing touchdowns per season. In 2015, Rivers led the NFL with a team-record 437 completions for a career-high 4,792 yards (second in the NFL and 10 yards shy of the club record). In 2013, when Sirianni originally joined the Chargers as an offensive quality control coach, Rivers recorded a career-high 69.5 completion percentage (378-of-544) throwing for 4,478 yards and 32 touchdowns and was presented with the *AP* NFL Comeback Player of the Year award.

Sirianni began his NFL coaching career with the Kansas City Chiefs (2009-12), serving as wide receivers coach (2012) and offensive quality control coach (2009-11). He also worked with the Chiefs' quarterbacks in 2010 and helped **Matt Cassel** receive his first career Pro Bowl accolade after producing 3,116 passing yards, 27 touchdowns (against only seven interceptions) and a career-high 93.0 passer rating.

### COACHING TIMELINE

Years	Team	Position
<b>2021-</b>	<b>Philadelphia Eagles</b>	<b>Head Coach</b>
2018-20	Indianapolis Colts	Offensive Coordinator
2016-17	L.A./S.D. Chargers	Wide Receivers
2014-15	San Diego Chargers	Quarterbacks
2013	San Diego Chargers	Offensive Quality Control
2012	Kansas City Chiefs	Wide Receivers
2009-11	Kansas City Chiefs	Offensive Quality Control
2006-08	Indiana University (PA)	Wide Receivers
2004-05	Mount Union	Defensive Backs



Before entering the NFL coaching ranks, Sirianni spent five years at the collegiate level as wide receivers coach at Indiana University of Pennsylvania (2006-08) and as defensive backs coach at Mount Union (2004-05), his alma mater, where he helped the Purple Raiders capture a national title during the 2005 season.

A native of Jamestown, NY, Sirianni was a three-year starter at wide receiver at Mount Union (Alliance, OH), winning three NCAA Division III National Championships (2000-02) and earning All-Ohio Athletic Conference honors as a senior after catching a career-high 13 touchdowns. He also played one year in the Atlantic Indoor Football League with the Canton Legends while coaching in 2005.

Sirianni's brother, Mike, is currently the head coach at Washington & Jefferson College (Washington, PA), where he is the winningest coach in school history (156-36, .813 winning percentage) and a seven-time PAC Coach of the Year who led the Presidents to their 26th league championship in 2018. His brother, Jay, is a former head coach at their alma mater, Southwestern Central High School (Jamestown, NY), where their father, Fran, also spent nine years in the same position. Under Jay, Southwestern Central won New York state titles in 2008 and 2009.

Sirianni and his wife, Brett, have two sons, Jacob and Miles, and one daughter, Taylor.




## MICHAEL CLAY

SPECIAL TEAMS COORDINATOR

**NFL Experience:** 8th Year (3rd with Eagles)  
**College:** Oregon **Hometown:** San Jose, CA

- ▶ Re-joined the Eagles during the 2021 offseason following a five-year stint with San Francisco (2016-20), including four seasons as the 49ers' assistant special teams coach ... Originally entered the NFL coaching scene with Philadelphia (2014-15)
- ▶ During the 2020 season, helped **Mitch Wishnowsky** register Top 12 finishes in punts inside the 20 (25, 9th), net punting average (41.6, 12th) and gross punting average (46.9, 11th)
- ▶ Assisted 49ers special teams units in 2019 that ranked 2nd in the NFL in average starting field position (32.1-yard line) and opponent average starting field position (24.7-yard line)
- ▶ Helped **Robbie Gould** establish the 49ers' single-season record for FG percentage (97.1%) while setting the franchise record for consecutive FGs made (33) during the 2018 campaign ... **Richie James** capped his rookie season with PFWA All-NFC accolades
- ▶ Served as Philadelphia's assistant special teams coach in 2015, when **Darren Sproles** earned Pro Bowl honors after leading the NFL in punt return yards (446) and punt return TDs (2, tied)
- ▶ Started as the Eagles' defensive quality control coach in 2014
- ▶ Played LB at Oregon from 2009-12 and was an All-Pac-12 selection ... Signed by the Dolphins as a UDFA in 2013



## JONATHAN GANNON

DEFENSIVE COORDINATOR

**NFL Experience:** 14th Year (1st with Eagles)  
**College:** Louisville **Hometown:** Cleveland, OH

- ▶ Joined the Eagles during the 2021 offseason after serving as the DBs/CBs coach under Colts defensive coordinator **Matt Eberflus** (2018-20) ... Also worked with **Nick Sirianni** in Indianapolis
- ▶ Oversaw a secondary that helped the Colts rank 6th in INTs (45), 9th in scoring defense (22.5 ppg) and 10th in both total defense (339.5 ypg) and red zone defense (55.9%) from 2018-20
- ▶ Assisted a defense that ranked 5th in takeaways (25), 7th in INTs (15), 8th in opponent yardage (332.1 ypg) and 10th in opponent scoring (22.6 ppg) in 2020 ... **Kenny Moore** finished as the only DB in the NFL with at least 4 INTs and multiple sacks
- ▶ Served as the Vikings' assistant DBs/quality control coach under head coach **Mike Zimmer** from 2014-17 ... During that period, Minnesota ranked 2nd in red zone defense (48.6%) and 3rd in scoring defense (18.8 ppg), total defense (319.9 ypg), passing defense (214.6 ypg) and third-down defense (35.1%)
- ▶ Worked as the Titans' defensive assistant/quality control coach during the 2012-13 seasons ... Held the same position with the Falcons when he originally began his NFL career in 2007
- ▶ Spent time in several scouting roles with the Rams (2009-11)
- ▶ Played DB at Louisville in 2002 before sustaining a career-ending hip injury ... Transitioned to coaching as a student assistant



## SHANE STEICHEN

OFFENSIVE COORDINATOR

**NFL Experience:** 11th Year (1st with Eagles)  
**College:** UNLV **Hometown:** Sacramento, CA

- ▶ Hired as the Eagles' offensive coordinator during the 2021 offseason ... Spent the previous seven seasons with the Chargers (2014-20), where he overlapped with **Nick Sirianni**
- ▶ Served as the Chargers' offensive coordinator in 2020 ... Guided Los Angeles to the 9th-ranked offense in the NFL (382.1 ypg) ... Also allowed the 4th-fewest giveaways (16) and ranked 6th in passing offense (270.6 ypg) and third-down offense (44.2%)
- ▶ Tutored **Justin Herbert** to PFWA Rookie of the Year honors in 2020 ... Completed 396-of-595 (66.6%) attempts for 4,336 yards, 31 TDs, 10 INTs and a 93.8 rating ... Finished among the NFL's Top 10 QBs in completions (4th), passing yards (6th) and passing TDs (10th) ... Set NFL rookie records in completions and TDs
- ▶ Coached the Chargers' QBs from 2016-19 ... In that span, **Philip Rivers** earned three consecutive Pro Bowl nods (2016-18) and produced the 2nd-most passing yards (17,824) and 4th-most completions (1,446) and passing TDs (116) ... In 2017, Los Angeles led the NFL with 276.9 passing yards per game
- ▶ Spent two years as the Chargers' offensive quality control/WRs coach from 2014-15 ... Also was the Browns' offensive quality control/QBs coach during the 2013 campaign
- ▶ Originally began his NFL coaching career as a defensive assistant with the Chargers from 2011-12 ... Played QB at UNLV



## JEMAL SINGLETON

RUNNING BACKS/ASSISTANT HEAD COACH

**NFL Experience:** 6th Year (1st with Eagles)  
**College:** Air Force **Hometown:** Incirlik, Turkey

- ▶ Joined Philadelphia's coaching staff during the 2021 offseason
- ▶ Coached the Bengals' RBs from 2019-20 ... In 2020, helped Cincinnati's RBs register a combined 1,891 scrimmage yards ... Also guided **Joe Mixon** to 1,137 rushing yards in 2019
- ▶ Spent the 2018 season as the RBs coach for the Raiders
- ▶ Served as the Colts' RBs coach from 2016-17 ... Worked closely with **Frank Gore**, who became just the fourth RB in NFL history to surpass 1,000 rushing yards (1,025) at age 33+ in 2016
- ▶ Worked as the special teams coordinator/RBs coach at Arkansas in 2015 ... Mentored All-SEC honoree and Doak Walker Award semifinalist **Alex Collins** to career highs in every major rushing category, including yards (1,577) and TDs (20)
- ▶ Tutored the RBs at Oklahoma State for four seasons (2011-14) ... In 2014, Cowboys RBs combined for more than 500 touches without committing a single turnover ... Also guided Oklahoma State's RBs to 35 rushing TDs during the 2013 campaign
- ▶ Spent nine years coaching at Air Force (2000, '03-10) ... Was the Falcons' RBs coach from 2006-10, posting a conference rushing title and Top 10 national ranking in rushing offense each year
- ▶ Played RB at Air Force and became just the sixth player in program history to be elected a two-time captain



## KEVIN PATULLO

PASSING GAME COORDINATOR

NFL Experience: 12th Year (1st with Eagles)

College: South Florida Hometown: Hillsborough, NJ

- ▶ Hired as the Eagles' passing game coordinator during the 2021 offseason ... Spent the previous three years (2018-20) with the Colts, where he worked alongside **Nick Sirianni**
- ▶ Served as the Colts' pass game specialist in 2020 ... Indianapolis allowed the 2nd-fewest sacks (21) and 3rd-fewest giveaways (15) in the NFL and ranked 9th in passing yards per attempt (7.6)
- ▶ Worked with the Colts' WRs from 2018-19 ... Helped **T.Y. Hilton** produce 76 receptions for 1,270 yards and 6 TDs in 2018
- ▶ Coached the Jets' QBs from 2015-16 ... During the 2015 season, guided **Ryan Fitzpatrick** to a career-high 3,905 passing yards as well as a career-high, franchise-record 31 passing TDs
- ▶ In 2014, helped **Kendall Wright** register a career-high 6 TDs with 57 catches and 715 yards as the Titans' assistant WRs coach
- ▶ Was an offensive quality control coach with the Bills from 2010-12 ... Saw **Stevie Johnson** post three consecutive seasons with 1,000+ yards, including a career-high 1,073 yards in 2010
- ▶ Started his NFL coaching career as an offensive assistant/quality control coach with the Chiefs (2007-08), including a stint with the team's WRs ... Helped **Dwayne Bowe** eclipse 1,000 yards (1,022) for the first time in his career during the 2008 season
- ▶ Played QB and WR at South Florida (1999-2002)



## JEFF STOUTLAND

RUN GAME COORDINATOR/OFFENSIVE LINE

NFL Experience: 9th Year (9th with Eagles)

College: Southern Conn. St. Hometown: New York, NY

- ▶ One of the most respected OL coaches in the country ... Boasts 38 years of coaching experience ... Is the longest-tenured member of Philadelphia's coaching staff (took on the added title and responsibility of run game coordinator in 2018)
- ▶ Has tutored Pro Bowl selections in each of his first eight years with the Eagles ... In total, has led five players to 16 Pro Bowls ... **Jason Kelce's** four career Pro Bowls are the most by any C in team history ... Additionally, **Jason Peters** is the only Eagles T to ever receive four consecutive Pro Bowl nods
- ▶ Has coached two of Philadelphia's four all-time OLs to feature three Pro Bowlers – 2014 (Kelce, **Evan Mathis** and Peters) and 2019 (**Brandon Brooks**, Kelce and **Lane Johnson**) ... Has also led two of the Eagles' five all-time OLs with multiple All-Pros – 2013 (Mathis and Peters) and 2017 (Johnson and Kelce)
- ▶ Mentored one of the most dominant OLs in the NFL during Philadelphia's **Super Bowl LII**-winning season in 2017 ... The Eagles led the NFL in red zone offense (65.5%) and ranked 3rd in rushing offense (132.2 ypg) and offensive points per game (26.3)
- ▶ Oversaw one of the best OLs in college football history at Alabama in 2012 ... The unit featured two first-team All-Americans – **Barrett Jones** and **Chance Warmack** – and helped the Crimson Tide win their second straight BCS National Championship



## BRIAN JOHNSON

QUARTERBACKS

NFL Experience: 1st Year (1st with Eagles)

College: Utah Hometown: Baytown, TX

- ▶ Named the Eagles' QBs coach during the 2021 offseason after a highly successful three-year tenure at Florida (2018-20)
- ▶ Led the top passing offense (378.6 ypg) in the FBS as the Gators' offensive coordinator/QBs coach in 2020 ... Also ranked 7th in total offense (509.8 ypg) and 8th in scoring offense (39.8 ppg)
- ▶ In 2020, mentored three players to All-America honors – **Kyle Trask**, **Kyle Pitts** and **Kadarius Toney** ... Trask, a Heisman Trophy finalist, led the FBS in passing TDs (43) ... Pitts paced all FBS TEs in receiving yards (770) and receiving TDs (12) ... Toney led the team in receptions (70) and receiving yards (984)
- ▶ From 2014-16, coached the QBs at Mississippi State ... During his first two years, helped the Bulldogs produce the two-highest single-season passing totals in program history
- ▶ Played a crucial role in developing **Dak Prescott** into one of the best QBs in SEC history ... A two-time first-team All-SEC honoree, Prescott shattered 38 records at Mississippi State
- ▶ Began his coaching career at Utah (2010-13) ... In 2012, became the youngest FBS offensive coordinator in the nation at just 24 years old after spending two seasons with the Utes' QBs
- ▶ A three-year starting QB and two-time bowl MVP at Utah ... Was on the cover of *EA Sports'* 2010 NCAA Football video game



## JASON MICHAEL

TIGHT ENDS

NFL Experience: 16th Year (1st with Eagles)

College: Western Kentucky Hometown: Louisa, KY

- ▶ Joined the Eagles as the TEs coach during the 2021 offseason ... Served in the same capacity over the last two seasons with the Colts (2019-20), where he coached with **Nick Sirianni**
- ▶ During his time in Indianapolis, Colts TEs combined to rank 5th in the AFC among their position group in receptions (168, 10th in the NFL) and receiving yards (1,862, 9th in the NFL)
- ▶ In 2020, guided **Jack Doyle** to his second Pro Bowl honor after totaling 43 receptions for 448 yards and 4 TDs
- ▶ Spent four years with the Titans as the QBs coach (2016-17) and offensive coordinator (2014-15) ... Played an instrumental role in developing **Marcus Mariota** ... In 2015, **Delanie Walker** made his first career Pro Bowl after leading all NFL TEs in catches (94) and producing a career-high in receiving yards (1,088)
- ▶ Coached the Chargers' TEs from 2011-13 on a staff that also included Sirianni and **Shane Steichen** ... During that span, **Antonio Gates** had the 4th-most receptions (190) among NFL TEs
- ▶ Was a QBs/quality control coach with the Jets in 2006 ... Helped **Chad Pennington** earn *Associated Press* Comeback Player of the Year honors ... Started coaching in the NFL in a quality control role with the Raiders during the 2005 season
- ▶ Played QB at Army before transferring to Western Kentucky





## AARON MOOREHEAD

WIDE RECEIVERS

**NFL Experience:** 2nd Year (2nd with Eagles)  
**College:** Illinois **Hometown:** Deerfield, IL

- ▶ Hired as the Eagles' WRs coach during the 2020 offseason
- ▶ Served in the same capacity at Vanderbilt (2018-19) ... Helped **Kalija Lipscomb** produce a career year in 2018 with 87 catches and 916 yards (among the top totals in program history)
- ▶ Mentored the WRs at Texas A&M from 2015-17, where he led a receiver corps that featured **Christian Kirk** and **Josh Reynolds**, who combined for 144 catches, nearly 2,000 yards and over 20 TDs in 2016 ... Kirk earned first-team All-SEC honors in 2016 and was named SEC Freshman of the Year in 2015 ... Kirk, Reynolds, **Damion Ratley** and **Ricky Seals-Jones** went on to the NFL
- ▶ From 2013-14, worked as the WRs coach at Virginia Tech and developed **Isaiah Ford** and **Cam Phillips**, who each transitioned to the NFL following their careers with the Hokies
- ▶ Spent the 2010-12 seasons as an offensive assistant at Stanford, where he helped the Cardinal reach three straight BCS games ... Tutored future NFL players **Doug Baldwin**, **Ty Montgomery**, **Chris Owusu**, **Griff Whalen** and **Ryan Whalen**
- ▶ Played five seasons (2003-07) in the NFL with the Indianapolis Colts, including a **Super Bowl XLI** championship
- ▶ Moorehead and his father, Emery (played in NFL from 1977-88), were the first father-son duo to play in and win a Super Bowl



## NICK RALLIS

LINEBACKERS

**NFL Experience:** 4th Year (1st with Eagles)  
**College:** Minnesota **Hometown:** Edina, MN

- ▶ Joined the Eagles' coaching staff during the 2021 offseason after spending the previous three years (2018-20) working as the Vikings' defensive quality control/assistant LBs coach
- ▶ In 2020, helped a group that featured the only pair of LB teammates in the NFL to each post 100+ tackles and 3 INTs – **Eric Wilson** and **Eric Kendricks** ... Wilson led the Vikings with 121 tackles (62 solo) while adding 8 PDs, 3.0 sacks, 3 INTs, 2 FRs and 1 FF ... Kendricks totaled 107 tackles (69 solo), 6 PDs and 3 INTs
- ▶ Helped guide Kendricks to a career year in 2019, when he collected first-team All-Pro honors from the *Associated Press* and earned his first career Pro Bowl nod ... Finished as the Vikings' leading tackler (career-high 110) for the fifth consecutive season and tied for the most PDs (12) among NFL LBs ... *Pro Football Focus* tabbed Kendricks as the league's highest-graded LB
- ▶ Prior to joining the Vikings, spent the 2017 season working as a quality control coach at Wake Forest
- ▶ Played LB at the University of Minnesota from 2012-16



## TRACY ROCKER

DEFENSIVE LINE

**NFL Experience:** 4th Year (1st with Eagles)  
**College:** Auburn **Hometown:** Atlanta, GA

- ▶ Named the Eagles' DL coach during the 2021 offseason
- ▶ A 30-year coaching veteran ... During his collegiate coaching career, mentored 15 NFL Draft picks (including five first-rounders), six All-Americans and two national award winners ... Also was a member of Auburn's national championship team in 2010
- ▶ Previously coached the Titans' DL from 2011-13 (worked with **Jonathan Gannon** in Tennessee) ... In 2012, the Titans produced the 10th-most sacks (39.0) in the league, while **Derrick Morgan** turned in a breakout year ... In 2011, led a group that featured **Karl Klug** and **Jurrell Casey** (led all Titans DL with 74 tackles)
- ▶ Developed **Nick Fairley** and **Dee Ford** at Auburn (2009-10) ... Led **Peria Jerry** and **Greg Hardy** to All-America honors during his time at Mississippi (2008) ... In 2006, coached **Jamaal Anderson** to a 14.0-sack season at Arkansas ... Coached future NFL stars **DeMarcus Ware** and **Osi Umenyiora** at Troy State (1997-2001)
- ▶ Also spent two summers with the Buccaneers (2006) and Colts (2001) as part of the NFL's Minority Internship Program
- ▶ Considered one of the greatest college DL ever and was inducted into the College Football Hall of Fame in 2004 ... A two-time All-American DT at Auburn who won the Lombardi Award and Outland Trophy in 1988 ... Drafted by Washington in the third round in 1989 and played two years before sustaining a knee injury




## DENNARD WILSON

DEFENSIVE BACKS

**NFL Experience:** 14th Year (1st with Eagles)  
**College:** Maryland **Hometown:** Upper Marlboro, MD

- ▶ Hired as the Eagles' DBs coach during the 2021 offseason following a four-year tenure with the Jets as passing game coordinator/DBs coach (2019-20) and DBs coach (2017-18)
- ▶ Mentored **Marcus Maye** to a career year during the 2020 season ... Maye led the team's secondary with career highs in tackles (88), PDs (11), TFLs (4) and sacks (2.0)
- ▶ Played an important role in the development of **Jamal Adams** in New York, guiding him to Pro Bowl honors in 2018 and 2019 ... During that stretch, Adams ranked 1st among NFL DBs in sacks (12.0) and TFLs (28), 2nd in FFs (6) and 5th in tackles (272)
- ▶ In 2017, helped prepare the first pair of rookies in NFL history to start all 16 games together, with Adams (82) and Maye (78) ranking 1st and 2nd, respectively, in tackling among rookie DBs
- ▶ From 2015-16, coached the Rams' DBs ... Originally entered the NFL as a defensive quality control coach (2012-14) with St. Louis after a four-year stint as a pro scout with the Bears (2008-11)
- ▶ Prior to the NFL, served as a graduate assistant at Maryland from 2007-08 and worked as the DBs/passing game coordinator at DeMatha Catholic (MD) High School from 2004-06
- ▶ Played DB and was a three-year starter and All-ACC honoree at Maryland ... Signed by Washington as a UDFA in 2004



## JEREMIAH WASHBURN

SENIOR DEFENSIVE ASSISTANT

**NFL Experience:** 20th Year (3rd with Eagles)  
**College:** Arkansas **Hometown:** Shelby, NC

- ▶ Named the Eagles' senior defensive assistant in 2020 after originally joining the team as an advanced projects coordinator in 2019 ... Is a 20-year NFL veteran as a coach and scout
- ▶ During the 2020 season, assisted an Eagles defense that totaled the 3rd-most sacks (49.0) in the league and ranked 4th in opponent three-and-out percentage (21.4%) as well as 7th in opponent third-down conversion rate (37.9%) ... Also helped guide **Fletcher Cox** and **Brandon Graham** to Pro Bowl recognition
- ▶ Prior to coming to Philadelphia, served as the OL coach for the Dolphins in 2018 ... Spent the 2017 season coaching the Bears' OL after working as the assistant OL coach with the Dolphins in 2016 ... First began his NFL coaching career with the Lions as an OL coach (2013-15) and assistant OL coach (2009-12)
- ▶ Spent six years with the Ravens working as an area scout (2005-08) and player personnel assistant (2003-04) ... Also served as a football operations assistant for the Panthers in 2002
- ▶ Played G at Arkansas and worked at his alma mater as a graduate assistant during the 2000-01 seasons



## ROY ISTVAN

ASSISTANT OFFENSIVE LINE

**NFL Experience:** 3rd Year (3rd with Eagles)  
**College:** Southern Conn. St. **Hometown:** Wallingford, PA

- ▶ Hired as the Eagles' assistant OL coach in 2019
- ▶ In 2019, helped guide a unit that sent three of its starters to the Pro Bowl – **Brandon Brooks**, **Jason Kelce** (first-team All-Pro) and **Lane Johnson** ... Marked just the fourth time in team history that the Eagles sent three offensive linemen to the Pro Bowl
- ▶ Served as the assistant HC, offensive coordinator and OL coach at Keiser University (Fort Lauderdale, FL) during the school's inaugural football season in 2018
- ▶ Worked as the offensive coordinator and OL coach at Cornell University for three seasons (2014-16)
- ▶ From 2008-13, coached the OL at the University of Rhode Island and took on the added responsibility of offensive coordinator during his final three seasons (2011-13)
- ▶ Spent five seasons with the University of Buffalo (2001-05) ... In his first three years with the Bulls, served as the team's run game coordinator/OL coach prior to being named the offensive coordinator during the 2004-05 seasons
- ▶ Began his coaching career in 1990 as a graduate assistant at Southern Connecticut State, where he worked alongside **Jeff Stoutland**, who served as the Owls offensive coordinator
- ▶ Also played under Stoutland at Southern Connecticut State



## D.K. McDONALD

ASSISTANT DEFENSIVE BACKS

**NFL Experience:** 1st Year (1st with Eagles)  
**College:** Edinboro **Hometown:** Orrville, OH

- ▶ Joined the Eagles as the assistant DBs coach in 2021 after spending 18 seasons (2003-20) coaching in the collegiate ranks
- ▶ Spent five years at Iowa State, serving as the Cyclones' safeties coach (2019-20) and CBs coach (2016-18) ... Helped Iowa State's defense finish 2nd in the Big 12 in scoring defense (21.4 ppg) and total defense (340.4 ypg) during the 2020 campaign
- ▶ Mentored three safeties to all-conference accolades as well as three CBs to a combined five All-Big 12 honors at Iowa State
- ▶ From 2012-15, worked with Toledo's CBs ... Helped the Rockets rank 1st in the MAC in scoring defense (21.1 ppg) in 2015 ... In his first season in 2012, Toledo's defense ranked among the Top 25 nationally in fourth-down conversions (9th), red zone efficiency (10th), INTs (18th) and takeaways (25th) in 2012
- ▶ Served as the DBs coach at William & Mary in 2011 following a five-year tenure as the secondary coach and recruiting coordinator at Indiana University of Pennsylvania (2006-10) ... Worked with **Nick Sirianni** during his time with the Crimson Hawks
- ▶ Coached the secondary at his alma mater, Edinboro, from 2003-05 ... In 2005, the Fighting Scots led the nation in scoring, rushing and total defense and ranked 3rd in passing efficiency defense
- ▶ Played CB at Edinboro from 1997-2000




## JOE PANNUNZIO

ASSISTANT SPECIAL TEAMS COORDINATOR

**NFL Experience:** 5th Year (5th with Eagles)  
**College:** Southern Colorado **Hometown:** Pueblo, CO

- ▶ Named the Eagles' assistant special teams coordinator in 2021 ... Re-joined Philadelphia's coaching staff in 2019 as the director of team development and held that role for two years
- ▶ Served as the special teams coordinator/TEs coach (2017) and RBs coach (2018) at Alabama after previously working as the Eagles' director of personnel operations (2015-16) ... Spent four years as Alabama's director of football operations (2011-14)
- ▶ Worked as the TEs coach/special teams coordinator at the University of Miami (FL) from 2006-10 ... With the Hurricanes, tutored players such as **Greg Olsen** and **Jimmy Graham**
- ▶ Served as the head coach at Murray State from 2000-05 and captained the Racers to the 2002 Ohio Valley championship and an NCAA Subdivision playoff appearance
- ▶ Coached under **Tommy Tuberville** at both Auburn (1999) and Mississippi (1995-98), working with the TEs and special teams units with both programs ... Also served in the same capacity under **Jim Wacker** at Minnesota (1992-94). Held the title of OL/TEs/special teams coach under Wacker at TCU (1990-91)
- ▶ Held two stints at Mesa (CO) College (1982-84, 1987-90)
- ▶ Began his coaching career as the WRs coach at his alma mater, Southern Colorado, in 1981



## TYLER BROWN

SPECIAL TEAMS QUALITY CONTROL

**NFL Experience:** 1st Year (1st with Eagles)  
**College:** Rowan **Hometown:** Marlton, NJ

- ▶ Hired as a special teams quality control coach in 2021 ... Spent the previous five years at Michigan as a special teams graduate assistant (2019-20) and special teams analyst (2016-18)
- ▶ Working under **Jim Harbaugh**, helped guide Michigan to Top 12 special teams rankings during the 2016 (3rd), 2018 (12th) and 2019 (4th) seasons ... Also coached **Kenny Allen, Will Hart, Quinn Nordin** and **Brad Robbins** to All-Big Ten recognition ... Hart additionally earned All-America honors under Brown's tutelage
- ▶ From 2014-15, worked as a special teams consultant at Temple University under head coach **Matt Rhule**
- ▶ Mentored by his father, Randy, who has been a kicking consultant for over 30 years at the NFL and collegiate levels ... Randy is currently a special teams coach with the Ravens and previously worked with the Eagles during the 2004-05 seasons
- ▶ While he attended Rowan University, trained specialists and established a track record of working with some of the top high school kickers in New Jersey ... In that capacity, coached multiple specialists to all-conference and all-state honors




## JOE KASPER

DEFENSIVE QUALITY CONTROL

**NFL Experience:** 3rd Year (1st with Eagles)  
**College:** Baldwin Wallace **Hometown:** Mentor, OH

- ▶ Joined the Eagles as a defensive quality control coach during the 2021 offseason following a three-year stint at Duke (2018-20)
- ▶ With the Blue Devils, worked with the QBs (2020) and DBs (2019) as a graduate assistant ... In 2019, Duke's defense ranked 3rd in the ACC and 24th nationally in passing yards allowed per game ... Helped the team rank 4th in the conference in passing yards allowed per game and 5th in pass efficiency defense in 2018
- ▶ Coached the WRs at John Carroll in 2017 ... Spent the 2015-16 seasons as the DBs coach at Mentor (OH) High School
- ▶ From 2013-14, served as a player personnel and development assistant with the Cleveland Browns
- ▶ Played S at Baldwin Wallace University (Berea, OH)



## ALEX TANNEY

OFFENSIVE QUALITY CONTROL

**NFL Experience:** 1st Year (1st with Eagles)  
**College:** Monmouth (IL) **Hometown:** Lexington, IL

- ▶ Hired by the Eagles as an offensive quality control coach during the 2021 offseason ... Previously played nine seasons in the NFL as a backup QB (2012-20) ... Crossed paths with **Shane Steichen** in Cleveland (2013) and **Nick Sirianni** in Kansas City (2012)
- ▶ Attended Monmouth College (IL) (2007-11), where he established NCAA Division III career records in passing yards (14,249) and passing TDs (157) and was selected a three-time Midwest Conference Offensive Player of the Year (2008-09, '11)
- ▶ During the 2009 season, threw for 3,856 yards and 44 TDs and was named the Melberger Award winner as Division III's best player ... Set a school record with 50 TD passes in 2008




## T.J. PAGANETTI

OFFENSIVE QUALITY CONTROL

**NFL Experience:** 7th Year (7th with Eagles)  
**College:** Oregon **Hometown:** Bedford, MA

- ▶ Named an offensive quality control coach in 2021
- ▶ Served as the Eagles' assistant RBs coach for two seasons (2019-20) and was also the assistant run game coordinator in 2020
- ▶ During the 2020 season, helped **Miles Sanders** post career highs in rushing yards (867) and rushing TDs (6) while ranking 4th in rushing average (5.3) and 7th in rushing yards per game (72.3)
- ▶ Assisted Sanders' PFWA All-Rookie campaign in 2019 ... Sanders led his rookie class in scrimmage yards (1,327) and ranked 3rd among NFL RBs in scrimmage yards per touch (5.8)
- ▶ Helped coach one of the NFL's most dominant OLs during the Eagles' **Super Bowl LII**-winning campaign in 2017 ... Philadelphia finished 3rd in the NFL in rushing yards per game (132.2)
- ▶ Returned to the Eagles as an offensive quality control/assistant OL coach from 2017-18 ... From 2013-14, served as an analyst (offensive and QBs) on Philadelphia's staff
- ▶ During his time as an offensive analyst, the Eagles established single-season franchise records in points (474), TDs (54), passing yards (4,581) and first downs (356) in 2014 as well as total net yards (6,676) and fewest turnover (19) in 2013
- ▶ Held various coaching roles at Oregon (2007-12, 2015-16)



## TYLER SCUDDER

COACHES ASSISTANT

**NFL Experience:** 1st Year (1st with Eagles)  
**College:** West Virginia **Hometown:** Gettysburg, PA

- ▶ Joined the Eagles' coaching staff during the 2021 offseason following a three-year stint as Iowa State's senior defensive quality control coach (2018-20) ... With the Cyclones, helped coach Iowa State to Top 3 Big 12 rankings in scoring defense in 2018 (22.9 ppg, 1st), 2019 (25.9 ppg, 3rd) and 2020 (21.4 ppg, 2nd)
- ▶ Spent four years at Duquesne as the co-defensive coordinator/LBs coach (2015-17) and LBs coach (2014) ... One of his star players, **Christian Kuntz**, became the NEC's all-time sack leader (30.5) and was also a three-time FCS All-American
- ▶ Worked at Western Michigan as the director of player personnel in 2013 ... Served as the CBs/LBs/assistant recruiting coach at Indiana University of Pennsylvania from 2010-12 ... Coached the WRs/special teams at Plymouth State (NH) in 2009



# PLAYER BIOS



FRONT OFFICE & COACHING STAFF

PLAYER BIOS

ROSTER BREAKDOWN

2021 EAGLES STATISTICS

RECORD BOOK

NFL STATISTICS

OFF THE FIELD





# JACK ANDERSON

CENTER/GUARD | 76



**Height:** 6-4 **Weight:** 314 **DOB:** Oct. 12, 1998 (Age 23)

**NFL Experience:** Rookie (1st with Eagles) **Draft:** D7-21 (236th overall) by BUF **Acquired:** PS-Buf-21

**College:** Texas Tech **Hometown (HS):** Frisco, TX (Frisco)

## CAREER STATISTICS

			STARTS		OFF SNAPS	
Year	Team	GP/S	C	G	No	Pct
2021	Philadelphia	0/0	0	0	0	0%
<b>Totals</b>		<b>0/0</b>	<b>0</b>	<b>0</b>	<b>---</b>	<b>---</b>



## COLLEGE HIGHLIGHTS

- ▶ A four-year starter, two-time All-Big 12 selection and Freshman All-American honoree at Texas Tech (2017-2020) ... Started in all 38 games he appeared in at RG
- ▶ Named first team All-Big 12 selection in 2020 while part of an OL that surrendered 1.6 sacks per game, ranking 30th nationally and 3rd in the Big 12 ... Texas Tech's offensive line also allowed only 5.4 TFLs per game, ranking 2nd in the Big 12 ... Was named captain by his teammates at the start of the season
- ▶ Named second team All-Big 12 in 2018 while playing on a line that ranked 4th in the Big 12 in sacks allowed per game (2.08) ... Texas Tech's offense ranked 3rd in the country in passing yards per game (333.7 ypg), 12th in total offense (474.6 ypg) and 16th in scoring offense (37.3 ppg)

## BIRDSEED

- ▶ Studied business at Texas Tech
- ▶ Attended Frisco (TX) High School, where he was named first team All-District as a junior and senior ... Also garnered first team All-Area honors as a senior by the *Dallas Morning News* ... Helped Frisco to an 8-3 record and rush for 333 yards per game as a senior

## TRANSACTIONS

- ▶ **9/21/21** - Signed by PHI from BUF practice squad ... **9/1/21** - Signed by BUF to practice squad ... **8/31/21** - Waived by BUF ... **2021** - Drafted by BUF in 7th round (236th overall)



# J.J. ARCEGA-WHITESIDE

WIDE RECEIVER | 19

(pronounced are-THAY-guh)



**Height:** 6-2 **Weight:** 225 **DOB:** Dec. 31, 1996 (Age 24)

**NFL Experience:** 3rd Year (3rd with Eagles) **Draft:** D2b-19 (57th overall) by PHI

**College:** Stanford **Hometown (HS):** Roebuck, SC (Dorman)

## CAREER STATISTICS

Year	Team	GP/S	RECEIVING					OFF SNAPS	
			Rec	Yds	Avg	Lg	TD	No	Pct
2019	Philadelphia	16/5	10	169	16.9	30	1	492	42%
2020	Philadelphia	8/0	4	85	21.3	37	0	141	13%
2021	Philadelphia	9/1	0	0	---	---	0	59	9%
<b>Totals</b>		<b>33/6</b>	<b>14</b>	<b>254</b>	<b>18.1</b>	<b>37</b>	<b>1</b>	<b>---</b>	<b>---</b>

## PLAYOFFS

2019	Philadelphia	1/0	0	0	---	---	0	12	17%
<b>Totals</b>		<b>1/0</b>	<b>0</b>	<b>0</b>	<b>---</b>	<b>---</b>	<b>0</b>	<b>---</b>	<b>---</b>

## ADDITIONAL STATISTICS

**Fumble Recoveries:** 2 - 2020 (1), 2019 (1) **Fumble Recovery TDs:** 1 - 2020 (1)

**Faced Fumbles:** 1 - 2021 (1) ... **Special Teams Tackles:** 4 - 2021 (4)

## CAREER HIGHS

<b>Receptions</b>	2	4x, last: 1/3/21 vs. Was.
<b>Receiving Yards</b>	43	11/24/19 vs. Sea.
<b>Receiving Long</b>	37	10/11/20 at Pit.
<b>Receiving TDs</b>	1	12/1/19 at Mia.

**First job:** Interned for former Secretary of State Condoleezza Rice while at Stanford ... **Bucket list:** Sitting front row at a Real Madrid vs. Barcelona soccer match ... **Surprisingly good at:** "I'm good at eating fast. All my friends think it's impressive how I'm always the first one to finish their food." ... **If he could play another sport, what team:** Basketball, Philadelphia 76ers ... **Favorite athlete growing up:** Cristiano Ronaldo ... **Favorite meal:** Spaghetti fettuccine with either chicken or shrimp ... **Favorite music:** Hip-hop ... **Moment left starstruck:** "When I was in high school, we had a 7-on-7 tournament and Steve Smith was there. He came up, spoke to me, and handed me his game gloves."



## 2021 SEASON - EAGLES



## 2020 SEASON - EAGLES

- ▶ Logged 4 receptions for 85 yards (21.3 avg.)
- ▶ Recovered a **Miles Sanders** fumble in the end zone for a TD following Sanders' 74-yard run vs. Bal. (10/18/20)
- ▶ Posted a career-long 37-yard catch at Pit. (10/11/20)

## 2019 SEASON - EAGLES

- ▶ Finished his rookie campaign with 10 receptions for 169 yards (16.9 avg.) and 1 TD, including 4 catches for 20+ yards
- ▶ Hauled in a 15-yard pass from **Carson Wentz** for his first career receiving TD in the first half at Mia. (12/1/19)

## COLLEGE HIGHLIGHTS

- ▶ Totaled 135 receptions for 2,219 yards (16.4 avg.) and 28 TDs in 33 career games ... Finished with the 2nd-most receiving TDs in school history, behind **Ken Margerum** (30, 1977-80)
- ▶ Garnered All-Pac-12 honors after tying for the 3rd-most receiving TDs (14) among NCAA FBS players and produced the 3rd-most receiving yards (1,059) in the conference as a senior ... Led his team with a career-high 63 receptions
- ▶ Earned All-Pac-12 honorable mention accolades following his sophomore season in 2017, when he posted a team-high 48 receptions for 781 yards (16.3 avg.) and 9 TDs
- ▶ Produced 24 receptions for 379 yards (15.8 avg.) and a team-leading 5 TDs in 12 games as a redshirt freshman in 2016

## BIRDSEED

- ▶ Majored in international relations while at Stanford ... Interned at the office of Condoleezza Rice ... Delivered mail, screened calls and responded to emails on behalf of Rice
- ▶ Prepped at Dorman (SC) High School, where he was the school's career leader in receptions (207), receiving yards (3,779) and TDs (38), while averaging 18.2 yards per catch as a three-year varsity starter ... Also lettered in basketball and track and field
- ▶ Born in Zaragoza, Spain, and moved to South Carolina at age 6 ... Learned English as a third language and has lived in several countries, including the United States, Spain, Portugal and Italy ... Is the son of Joaquin Arcega and Valorie Whiteside, who both played basketball professionally overseas

## TRANSACTIONS

- ▶ **12/2/20** - Activated from Reserve/COVID-19 ... **11/19/20** - Placed on Reserve/COVID-19 ... **2019** - Drafted by PHI in 2nd round (57th overall)

2021 GAME-BY-GAME STATISTICS (PHI)										
				RECEIVING					SNAPS	
Date	Opp		GP/S	Rec	Yds	Avg	Lg	TD	No	Pct
Sep 12	at Atl	W	1/1	0	0	---	---	0	16	23%
Sep 19	SF	L	1/0	0	0	---	---	0	8	14%
Sep 27	at Dal	L	1/0	0	0	---	---	0	4	7%
Oct 3	KC	L	1/0	0	0	---	---	0	11	15%
Oct 10	at Car	W	1/0	0	0	---	---	0	3	4%
Oct 14	TB	L	1/0	0	0	---	---	0	4	8%
Oct 24	at LV	L	1/0	0	0	---	---	0	8	12%
Oct 31	at Det	W	1/0	0	0	---	---	0	4	6%
Nov 7	LAC	L	0/0	INACTIVE						
Nov 14	at Den	W	1/0	0	0	---	---	0	1	2%
Nov 21	NO									
Nov 28	at NYG									
Dec 5	at NYJ									
TBD	Was									
Dec 26	NYG									
Jan 2	at Was									
Jan 9	Dal									
<b>Totals</b>			<b>9/1</b>	<b>0</b>	<b>0</b>	<b>---</b>	<b>---</b>	<b>0</b>	<b>59</b>	<b>9%</b>

2020 GAME-BY-GAME STATISTICS (PHI)										
				RECEIVING					SNAPS	
Date	Opp		GP/S	Rec	Yds	Avg	Lg	TD	No	Pct
Sep 13	at Was	L	1/0	0	0	---	---	0	28	41%
Sep 20	LAR	L	1/0	0	0	---	---	0	16	23%
Sep 27	Cin	T	1/0	0	0	---	---	0	18	20%
Oct 4	at SF	W	0/0	INACTIVE						
Oct 11	at Pit	L	1/0	1	37	37.0	37	0	8	14%
Oct 18	Bal	L	1/0	0	0	---	---	0	12	17%
Oct 22	NYG	W	1/0	1	8	8.0	8	0	13	16%
Nov 1	Dal	W	1/0	0	0	---	---	0	5	8%
Nov 15	at NYG	L	0/0	INACTIVE						
Nov 22	at Cle	L	0/0	RESERVE/COVID-19						
Nov 30	Sea	L	0/0	RESERVE/COVID-19						
Dec 6	at GB	L	0/0	INACTIVE						
Dec 13	NO	W	0/0	DID NOT PLAY						
Dec 20	at Ari	L	0/0	INACTIVE						
Dec 27	at Dal	L	0/0	INACTIVE						
Jan 3	Was	L	1/0	2	40	20.0	30	0	41	60%
<b>Totals</b>			<b>8/0</b>	<b>4</b>	<b>85</b>	<b>21.3</b>	<b>37</b>	<b>0</b>	<b>141</b>	<b>13%</b>



2019 GAME-BY-GAME STATISTICS (PHI)										
				RECEIVING					SNAPS	
Date	Opp		GP/S	Rec	Yds	Avg	Lg	TD	No	Pct
Sep 8	Was	W	1/0	0	0	---	---	0	5	7%
Sep 15	at Atl	L	1/0	1	4	4.0	4	0	75	93%
Sep 22	Det	L	1/1	1	10	10.0	10	0	55	72%
Sep 26	at GB	W	1/0	0	0	---	---	0	6	10%
Oct 6	NYJ	W	1/0	0	0	---	---	0	2	3%
Oct 13	at Min	L	1/0	0	0	---	---	0	5	8%
Oct 20	at Dal	L	1/0	0	0	---	---	0	12	20%
Oct 27	at Buf	W	1/0	0	0	---	---	0	4	5%
Nov 3	Chi	W	1/0	0	0	---	---	0	15	17%
Nov 17	NE	L	1/0	1	29	29.0	29	0	19	25%
Nov 24	Sea	L	1/1	2	43	21.5	30	0	54	71%
Dec 1	at Mia	L	1/0	1	15	15.0	15	1	27	38%
Dec 9	NYG	W	1/1	2	29	14.5	22	0	80	90%
Dec 15	at Was	W	1/1	0	0	---	---	0	71	92%
Dec 22	Dal	W	1/1	2	39	19.5	27	0	45	62%
Dec 29	at NYG	W	1/0	0	0	---	---	0	17	23%
<b>Totals</b>			<b>16/5</b>	<b>10</b>	<b>169</b>	<b>16.9</b>	<b>30</b>	<b>1</b>	<b>492</b>	<b>42%</b>
PLAYOFFS										
Jan 5	Sea	L	1/0	0	0	---	---	0	12	17%
<b>Totals</b>			<b>1/0</b>	<b>0</b>	<b>0</b>	<b>---</b>	<b>---</b>	<b>0</b>	<b>12</b>	<b>17%</b>





# GENARD AVERY

LINEBACKER | 58

(pronounced juh-NARD)



**Height:** 6-0 **Weight:** 250 **DOB:** April 26, 1995 (Age 26)

**NFL Experience:** 4th Year (3rd with Eagles) **Draft:** D5-18 (150th overall) by CLE **Acquired:** T-Cle-19

**College:** Memphis **Hometown (HS):** Grenada, MS (Grenada)

## CAREER STATISTICS

Year	Team	GP/S	TACKLES					PASS DEFENSE					FUMBLES			DEF SNAPS	
			Total	Solo	Asst	TFL	Sacks	Int	Yds	Lg	TD	PD	FF	FR	Yds	No	Pct
2018	Cleveland	16/5	39	29	10	5	4.5	0	0	---	0	4	1	1	5	684	58%
2019	Cleveland	2/0	1	1	0	0	0.0	0	0	--	0	0	0	0	0	5	1%
	Philadelphia	8/0	2	1	1	1	0.5	0	0	--	0	0	0	0	0	33	3%
	Totals	10/0	3	2	1	1	0.5	0	0	--	0	0	0	0	0	---	---
2020	Philadelphia	11/0	14	10	4	4	1.5	0	0	--	0	1	0	0	0	126	11%
2021	Philadelphia	10/8	32	15	17	2	0.0	0	0	--	0	0	0	0	0	262	38%
<b>Totals</b>		<b>47/13</b>	<b>88</b>	<b>56</b>	<b>32</b>	<b>12</b>	<b>6.5</b>	<b>0</b>	<b>0</b>	<b>--</b>	<b>0</b>	<b>5</b>	<b>1</b>	<b>1</b>	<b>5</b>	<b>---</b>	<b>---</b>

## PLAYOFFS

2019	Philadelphia	0/0	0	0	0	0	0.0	0	0	--	0	0	0	0	0	0	0%
<b>Totals</b>		<b>0/0</b>	<b>0</b>	<b>0</b>	<b>0</b>	<b>0</b>	<b>0.0</b>	<b>0</b>	<b>0</b>	<b>--</b>	<b>0</b>	<b>0</b>	<b>0</b>	<b>0</b>	<b>0</b>	<b>---</b>	<b>---</b>

## ADDITIONAL STATISTICS

**Special Teams Tackles:** 6 - 2020 (2), 2019 (3), 2018 (1)

## CAREER HIGHS

<b>Tackles</b>	8	10/10/21 at Car.
<b>Sacks</b>	1.0	5x, last: 10/4/20 at SF
<b>INTs</b>	--	---
<b>PDs</b>	1	5x, last: 10/18/20 vs. Bal.
<b>FFs</b>	1	9/9/18 vs. Pit.
<b>FRs</b>	1	10/21/18 at TB

**When not playing football, he enjoys:** Cutting grass and other farm work ... **If he wasn't a football player, he'd be:** Working with children ... **Favorite movie:** American Gangster ... **Favorite TV show:** The Bernie Mac Show



## 2021 SEASON - EAGLES

- ▶ Set a career-high in tackles after registering 8 with 1 TFL in the 21-18 comeback win at Car (10/10/21)

## 2020 SEASON - EAGLES

- ▶ Registered 14 tackles (10 solo), 4 TFLs, 1.5 sacks and 1 PD in 126 defensive snaps (11%) ... Also totaled 2 special teams tackles
- ▶ Posted a career-high 5 QB hits and also sacked 49ers QB **Nick Mullens** in the second quarter of the win at SF (10/4/20)

## 2019 SEASON - BROWNS & EAGLES

- ▶ Played in 147 special teams snaps (32%) and totaled 3 special teams tackles with the Eagles ... Saw action in 33 defensive snaps (3%) and recorded 3 tackles (2 solo), 1 TFL and 0.5 sacks

## 2018 SEASON - BROWNS

- ▶ Finished with the 7th-most sacks (4.5) by an NFL rookie ... Also produced 39 tackles (29 solo), 5 TFLs, 4 PDs, 1 FF and 1 FR
- ▶ Recovered a fumble in his first career start at TB (10/21/18)
- ▶ With less than one minute remaining in overtime, strip-sacked Steelers QB **Ben Roethlisberger** in his NFL debut at Pit. (9/9/18) ... Fumble was recovered by **Joe Schobert** to preserve the tie

## COLLEGE HIGHLIGHTS

- ▶ Played in 50 career games (34 starts) at Memphis and finished with 232 tackles, 7 PDs, 4 FFs, and 1 FR ... Also returned 2 INTs for TDs ... Ranked 2nd in school history with 45.5 career TFLs as well as 3rd all-time with 21.5 career sacks
- ▶ As a senior in 2017, registered 7.0 sacks and established a Memphis single-season record with 22 TFLs ... Posted 2 INT-TDs and led the team with 5.0 sacks as a junior in 2016

## 2021 GAME-BY-GAME STATISTICS (PHI)

Date	Opp	GP/S	Tot	Solo	Sk	Int	PD	FF	FR	Snap	Pct
Sep 12	at Atl	W	1/1	2	0	0.0	0	0	0	22	31%
Sep 19	SF	L	1/1	7	3	0.0	0	0	0	39	56%
Sep 27	at Dal	L	1/0	4	2	0.0	0	0	0	17	22%
Oct 3	KC	L	1/0	1	0	0.0	0	0	0	18	27%
Oct 10	at Car	W	1/1	8	4	0.0	0	0	0	36	51%
Oct 14	TB	L	1/1	4	2	0.0	0	0	0	40	53%
Oct 24	at LV	L	1/1	1	1	0.0	0	0	0	28	42%
Oct 31	at Det	W	1/1	2	1	0.0	0	0	0	16	26%
Nov 7	LAC	L	1/1	3	2	0.0	0	0	0	31	45%
Nov 14	at Den	W	1/1	0	0	0.0	0	0	0	15	26%
Nov 21	NO										
Nov 28	at NYG										
Dec 5	at NYJ										
TBD	Was										
Dec 26	NYG										
Jan 2	at Was										
Jan 9	Dal										
<b>Totals</b>			<b>10/8</b>	<b>32</b>	<b>15</b>	<b>0.0</b>	<b>0</b>	<b>0</b>	<b>0</b>	<b>262</b>	<b>38%</b>

## 2020 GAME-BY-GAME STATISTICS (PHI)

Date	Opp	GP/S	Tot	Solo	Sk	Int	PD	FF	FR	Snap	Pct
Sep 13	at Was	L	1/0	3	0	0.5	0	0	0	20	29%
Sep 20	LAR	L	0/0	INACTIVE							
Sep 27	Cin	T	1/0	1	1	0.0	0	0	0	11	15%
Oct 4	at SF	W	1/0	1	1	1.0	0	0	0	16	22%
Oct 11	at Pit	L	1/0	1	1	0.0	0	0	0	14	19%
Oct 18	Bal	L	1/0	0	0	0.0	0	1	0	7	10%
Oct 22	NYG	W	1/0	0	0	0.0	0	0	0	0	0%
Nov 1	Dal	W	0/0	RESERVE/INJURED							
Nov 15	at NYG	L	0/0	RESERVE/INJURED							
Nov 22	at Cle	L	0/0	RESERVE/INJURED							
Nov 30	Sea	L	1/0	0	0	0.0	0	0	0	0	0%
Dec 6	at GB	L	0/0	INACTIVE							
Dec 13	NO	W	1/0	0	0	0.0	0	0	0	0	0%
Dec 20	at Ari	L	1/0	2	2	0.0	0	0	0	12	18%
Dec 27	at Dal	L	1/0	5	5	0.0	0	0	0	24	34%
Jan 3	Was	L	1/0	1	0	0.0	0	0	0	22	35%
<b>Totals</b>			<b>11/0</b>	<b>14</b>	<b>10</b>	<b>1.5</b>	<b>0</b>	<b>1</b>	<b>0</b>	<b>126</b>	<b>11%</b>

## 2019 GAME-BY-GAME STATISTICS (CLE & PHI)

Date	Opp	GP/S	Tot	Solo	Sk	Int	PD	FF	FR	Snap	Pct
Sep 8	Ten	L	0/0	INACTIVE							
Sep 16	at NYJ	W	0/0	INACTIVE							
Sep 22	LAR	L	1/0	1	1	0.0	0	0	0	2	3%
Sep 29	at Bal	W	0/0	INACTIVE							
Oct 7	at SF	L	0/0	INACTIVE							
Oct 13	Sea	L	0/0	INACTIVE							
Oct 27	at NE	L	1/0	0	0	0.0	0	0	0	3	4%
ACQUIRED BY EAGLES FROM BROWNS (10/28/19)											
Nov 3	Chi	W	1/0	2	1	0.5	0	0	0	3	7%
Nov 17	NE	L	1/0	0	0	0.0	0	0	0	10	14%
Nov 24	Sea	L	1/0	0	0	0.0	0	0	0	2	3%
Dec 1	at Mia	L	1/0	0	0	0.0	0	0	0	5	7%
Dec 9	NYG	W	1/0	0	0	0.0	0	0	0	0	0%
Dec 15	at Was	W	1/0	0	0	0.0	0	0	0	4	8%
Dec 22	Dal	W	1/0	0	0	0.0	0	0	0	0	0%
Dec 29	at NYG	W	1/0	0	0	0.0	0	0	0	9	13%
<b>Totals</b>			<b>10/0</b>	<b>3</b>	<b>2</b>	<b>0.5</b>	<b>0</b>	<b>0</b>	<b>0</b>	<b>---</b>	<b>---</b>
PLAYOFFS											
Jan 5	Sea	L	0/0	INACTIVE							
<b>Totals</b>			<b>0/0</b>	<b>0</b>	<b>0</b>	<b>0.0</b>	<b>0</b>	<b>0</b>	<b>0</b>	<b>0</b>	<b>0%</b>



### BIRDSEED

- Attended Grenada (MS) High School, where he was named to the *Clarion-Ledger* 2013 All-State Team and received Mississippi 6A Region MVP honors after tallying 75 tackles, 3.5 sacks and 2 FFs as a senior ... Totaled 111 tackles, 6.0 sacks and 5 FFs as a junior, earning Class 6A All-State accolades ... Also was a Class 6A state champion powerlifter and lettered in track and field


### TRANSACTIONS

- **11/30/20** - Activated from Reserve/Injured ... **10/30/20** - Placed on Reserve/Injured ... **10/28/19** - Acquired by PHI from CLE in exchange for an undisclosed draft choice in 2021 ... **2018** - Drafted by CLE in 5th round (150th overall)

## 2018 GAME-BY-GAME STATISTICS (CLE)

Date	Opp		GP/S	Tot	Solo	Sk	Int	PD	FF	FR	Snap	Pct
Sep 9	Pit	T	1/0	4	3	1.0	0	0	1	0	43	51%
Sep 16	at NO	L	1/0	1	1	0.0	0	0	0	0	21	32%
Sep 20	NYJ	W	1/0	1	1	0.0	0	1	0	0	36	57%
Sep 30	at Oak	L	1/0	3	2	0.5	0	0	0	0	42	46%
Oct 7	Bal	W	1/0	1	1	0.0	0	1	0	0	32	37%
Oct 14	LAC	L	1/0	0	0	0.0	0	0	0	0	23	38%
Oct 21	at TB	L	1/1	2	2	0.0	0	0	0	1	74	78%
Oct 28	at Pit	L	1/1	1	1	0.0	0	0	0	0	52	73%
Nov 4	KC	L	1/1	3	3	1.0	0	0	0	0	40	64%
Nov 11	Atl	W	1/0	3	1	0.0	0	0	0	0	53	71%
Nov 25	at Cin	W	1/1	4	3	0.0	0	0	0	0	49	66%
Dec 2	at Hou	L	1/0	3	1	1.0	0	0	0	0	33	43%
Dec 9	Car	W	1/1	4	2	0.0	0	1	0	0	60	81%
Dec 15	at Den	W	1/0	4	4	0.0	0	0	0	0	57	78%
Dec 23	Cin	W	1/0	4	3	1.0	0	1	0	0	39	83%
Dec 30	at Bal	L	1/0	1	1	0.0	0	0	0	0	30	39%
<b>Totals</b>			<b>16/5</b>	<b>39</b>	<b>29</b>	<b>4.5</b>	<b>0</b>	<b>4</b>	<b>1</b>	<b>1</b>	<b>684</b>	<b>58%</b>





# KAYODE AWOSIKA

GUARD/TACKLE | 72



(pronounced KY-o-dee ah-woh-SHE-kah)

**Height:** 6-3 **Weight:** 312 **DOB:** Oct. 27, 1998 (Age 23)

**NFL Experience:** Rookie (1st with Eagles) **Draft:** UDFA-21 by PHI

**College:** Buffalo **Hometown (HS):** Maple Grove, MN (Maple Grove)

## PRACTICE SQUAD

### CAREER STATISTICS

			STARTS	OFF SNAPS	
Year	Team	GP/S	OL	No	Pct
2021	Philadelphia	0/0	0	0	0%
<b>Totals</b>		<b>0/0</b>	<b>0</b>	<b>---</b>	<b>---</b>



**Nickname:** Yoddie or Yode ... **Hobbies:** Playing 2K or Call of Duty ... **Desired talent:** Play guitar ... **Biggest influence in his life:** "My parents. They both moved from Nigeria and gave me a better life." ... **Favorite movie:** Avengers Endgame ... **Favorite athlete growing up:** LeBron James ... **Favorite music:** R&B or smooth rap ... **Favorite Quote:** "If you are going to do something, do it 100 percent."

### COLLEGE HIGHLIGHTS

- ▶ A three-year starter, two-time captain and All-MAC selection at Buffalo (2017-20) ... Saw action in 37 games (32 starts), including 25 starts at RT and seven starts at LT, during his career
- ▶ Started all seven games at LT as a senior in 2020, earning first-team all-conference and second-team All-America honors while helping RB **Jaret Patterson** break numerous records ... Blocked for an offense that ranked 2nd in the nation in rushing yards per game (287.4) and allowed only 1 sack ... Unit was a semifinalist for the Joe Moore Award (given to the FBS' top OL) ... Also named to the 2020 Outland Trophy Preseason Watch List
- ▶ Voted a second-team All-MAC honoree after opening 11 games at RT in 2019 ... Part of a unit that was named honorable mention for the Joe Moore Award ... Helped block for an offense that rushed for a school-record 3,256 yards and allowed 8 sacks

### BIRDSEED

- ▶ Is the son of Nigerian immigrants ... His first name translates to "Bringer of Joy" ... His father was Grand Chief of Ondo City, Nigeria, and an engineer before he and Kayode's mother moved to the United States ... His parents started their own business managing long-term care facilities in Minnesota
- ▶ Earned a bachelor's degree in business administration
- ▶ Attended Maple Grove (MN) High School, where he was named *USA Today* first-team All-Minnesota and first-team All-Metro as a senior ... Anchored an OL for a Crimson team that finished 9-3 overall and 6-2 in conference play ... Grew up playing soccer before switching to football and basketball in high school

### TRANSACTIONS

- ▶ **9/1/21** - Signed by PHI to practice squad ... **8/31/21** - Waived by PHI ... **2021** - Signed by PHI as UDFA





# DEREK BARNETT

DEFENSIVE END | 96



**Height:** 6-3 **Weight:** 259 **DOB:** June 25, 1996 (Age 25)  
**NFL Experience:** 5th Year (5th with Eagles) **Draft:** D1-17 (14th overall) by PHI  
**College:** Tennessee **Hometown (HS):** Brentwood, TN (Brentwood Academy)

**All-Rookie:** 2017 **Super Bowl Champion:** 2017 (LII)

## CAREER STATISTICS

Year	Team	GP/S	TACKLES					PASS DEFENSE					FUMBLES			DEF SNAPS	
			Total	Solo	Asst	TFL	Sacks	Int	Yds	Lg	TD	PD	FF	FR	Yds	No	Pct
2017	Philadelphia	15/0	25	18	7	9	5.0	0	0	--	0	0	1	2	23	424	41%
2018	Philadelphia	6/6	19	13	6	4	2.5	0	0	--	0	0	0	0	0	235	23%
2019	Philadelphia	14/14	40	27	13	11	6.5	0	0	--	0	0	2	0	0	712	69%
2020	Philadelphia	13/10	40	28	12	9	5.5	0	0	--	0	0	0	0	0	534	49%
2021	Philadelphia	10/10	30	11	19	4	2.0	0	0	--	0	0	0	0	0	478	70%
<b>Totals</b>		<b>57/39</b>	<b>154</b>	<b>97</b>	<b>57</b>	<b>37</b>	<b>21.5</b>	<b>0</b>	<b>0</b>	<b>--</b>	<b>0</b>	<b>0</b>	<b>3</b>	<b>2</b>	<b>23</b>	<b>---</b>	<b>---</b>

## PLAYOFFS

2017	Philadelphia	3/0	3	3	0	1	1.0	0	0	--	0	0	1	1	-3	83	40%
2018	Philadelphia	0/0	RESERVE/INJURED (10/25/18)														
2019	Philadelphia	1/1	3	1	2	0	0.0	0	0	--	0	0	0	0	0	56	88%
<b>Totals</b>		<b>4/1</b>	<b>6</b>	<b>4</b>	<b>2</b>	<b>1</b>	<b>1.0</b>	<b>0</b>	<b>0</b>	<b>--</b>	<b>0</b>	<b>0</b>	<b>1</b>	<b>1</b>	<b>-3</b>	<b>---</b>	<b>---</b>

## ADDITIONAL STATISTICS

**Fumble Recovery TDs:** 1 - 2017 (1) **Blocked FGs:** 2 - 2020 (1), 2017 (1) **Blocked FG Recoveries:** 1 - 2017 (1) **Blocked PATs:** 2 - 2019 (1), 2017 (1)

## CAREER HIGHS

<b>Tackles</b>	6	2x, last: 12/1/19 at Mia.
<b>Sacks</b>	2.0	4x, last: 9/27/20 vs. Cin.
<b>INTs</b>	--	---
<b>PDs</b>	--	---
<b>FFs</b>	1	4x, last: 10/27/19 at Buf.
<b>FRs</b>	1	3x, last: 2/4/18 at NE (SB)

## CAREER HIGHLIGHTS

- ▶ Delivered on one of the most important plays in Eagles history when he recovered the fumble on **Brandon Graham's** fourth-quarter strip-sack of Patriots QB **Tom Brady** in **Super Bowl LII** ... The takeaway set up a 46-yard FG by **Jake Elliott** that gave the Eagles a 41-33 lead with 1:05 remaining in the game
- ▶ Named to the PFWA **All-Rookie** Team in 2017

## 2021 SEASON - EAGLES

▶

## 2020 SEASON - EAGLES

- ▶ Registered a career-high-tying 40 tackles (28 solo) along with 9 TFLs and 5.5 sacks in 534 defensive snaps (49%)
- ▶ Blocked a 47-yard FG attempt by Browns K **Cody Parkey** at Cle. (11/22/20) ... Marked his 4th career blocked kick
- ▶ Recorded a career-high-tying 2.0 sacks vs. Cin. (9/27/20)

## 2019 SEASON - EAGLES

- ▶ Produced career highs in tackles (40), TFLs (11), sacks (6.5), QB pressures and hits (32, tied) and FFs (2)
- ▶ Brought down Giants QB **Daniel Jones** twice in the 34-17, division-clinching win at NYG (12/29/19)
- ▶ Combined with **Fletcher Cox** to sack and force a fumble against Bills QB **Josh Allen** in the 31-13 victory at Buf. (10/27/19) ... Also blocked a PAT attempt by Bills K **Stephen Hauschka**

## 2018 SEASON - EAGLES

- ▶ Totaled 19 tackles (13 solo), 4 TFLs, 2.5 sacks and 15 QB pressures and hits before being placed on Reserve/Injured

**First job:** Worked on a farm cutting grass and weeding ... **Bucket list:** Travel to Africa ... **Prized possessions:** His old college and high school jerseys ... **Desired talent:** Ability to sing ... **Best player he ever lined up against:** Jason Peters in practice ... **Player he models his game after:** Michael Bennett ... **Favorite movie:** *Boyz n the Hood* ... **Favorite meal:** Crab legs



## 2021 GAME-BY-GAME STATISTICS (PHI)

Date	Opp	GP/S	Tot	Solo	Sk	Int	PD	FF	FR	Snaps	Pct
Sep 12	at Atl	W	1/1	3	2	0.0	0	0	0	33	46%
Sep 19	SF	L	1/1	3	1	0.0	0	0	0	45	64%
Sep 27	at Dal	L	1/1	3	1	0.0	0	0	0	55	71%
Oct 3	KC	L	1/1	4	1	0.0	0	0	0	38	57%
Oct 10	at Car	W	1/1	3	2	0.0	0	0	0	50	70%
Oct 14	TB	L	1/1	4	0	0.0	0	0	0	65	87%
Oct 24	at LV	L	1/1	5	2	0.0	0	0	0	56	85%
Oct 31	at Det	W	1/1	1	1	1.0	0	0	0	33	53%
Nov 7	LAC	L	1/1	2	0	0.0	0	0	0	55	80%
Nov 14	at Den	W	1/1	2	1	1.0	0	0	0	48	83%
Nov 21	NO										
Nov 28	at NYG										
Dec 5	at NYJ										
TBD	Was										
Dec 26	NYG										
Jan 2	at Was										
Jan 9	Dal										
<b>Totals</b>			<b>10/10</b>	<b>30</b>	<b>11</b>	<b>2.0</b>	<b>0</b>	<b>0</b>	<b>0</b>	<b>478</b>	<b>70%</b>

## 2020 GAME-BY-GAME STATISTICS (PHI)

Date	Opp	GP/S	Tot	Solo	Sk	Int	PD	FF	FR	Snaps	Pct
Sep 13	at Was	L	0/0	INACTIVE							
Sep 20	LAR	L	1/0	4	3	0.0	0	0	0	33	48%
Sep 27	Cin	T	1/0	4	4	2.0	0	0	0	38	53%
Oct 4	at SF	W	1/0	4	2	0.5	0	0	0	43	59%
Oct 11	at Pit	L	1/1	2	1	0.0	0	0	0	49	65%
Oct 18	Bal	L	1/1	3	1	0.0	0	0	0	40	55%
Oct 22	NYG	W	1/1	3	2	1.0	0	0	0	38	63%
Nov 1	Dal	W	1/1	1	1	0.0	0	0	0	41	52%
Nov 15	at NYG	L	1/1	3	2	1.0	0	0	0	46	65%
Nov 22	at Cle	L	1/1	3	2	0.0	0	0	0	38	57%
Nov 30	Sea	L	1/1	4	2	1.0	0	0	0	40	60%
Dec 6	at GB	L	1/1	3	2	0.0	0	0	0	38	62%
Dec 13	NO	W	1/1	3	3	0.0	0	0	0	38	60%
Dec 20	at Ari	L	1/1	3	3	0.0	0	0	0	52	76%
Dec 27	at Dal	L	0/0	INACTIVE							
Jan 3	Was	L	0/0	INACTIVE							
<b>Totals</b>			<b>13/10</b>	<b>40</b>	<b>28</b>	<b>5.5</b>	<b>0</b>	<b>0</b>	<b>0</b>	<b>534</b>	<b>49%</b>

## 2017 SEASON - EAGLES

- ▶ Posted 25 tackles (18 solo), 9 TFLs, 5.0 sacks, 1 FF and 2 FRs (including 1 TD) in his debut season ... His 5.0 sacks were the most by an Eagles rookie since **Fletcher Cox** in 2012 (5.5)
- ▶ Delivered on one of the most important plays in Eagles history when he recovered the fumble on **Brandon Graham's** fourth-quarter strip-sack of Patriots QB **Tom Brady** in **Super Bowl LII** ... The takeaway set up a 46-yard FG by **Jake Elliott** that gave the Eagles a 41-33 lead with 1:05 remaining in the game
- ▶ Strip-sacked QB **Case Keenum** to halt a Vikings red zone drive in the NFC Championship win vs. Min. (1/21/18) ... Became the first Eagles rookie to record a strip-sack in a playoff game since **Derrick Burgess** on 1/27/02 at St. Louis
- ▶ Capped off the Eagles' 19-10 victory vs. Oak. (12/25/17) with a 23-yard fumble recovery TD as time expired ... Became the first Eagles rookie to register a fumble recovery TD since **Brian Rolle** on 11/7/11 vs. Chicago (22-yard TD)
- ▶ Blocked a PAT attempt by Giants K **Aldrick Rosas** in the 34-29 win at NYG (12/17/17) ... According to Elias Sports, the Eagles became the first NFL team to block a punt, FG and PAT in the same game since the Buffalo Bills on 11/24/91 at New England (blocked 2 FGs, 1 PAT and 1 punt)
- ▶ Led the Eagles with a career-high-tying 2.0 sacks in the 37-9 victory at Dal. (11/19/17), including his first career strip-sack (Cowboys QB **Dak Prescott**) that resulted in a 37-yard fumble recovery TD by **Nigel Bradham**
- ▶ Blocked and recovered a 49ers K **Robbie Gould** FG attempt in the third quarter of the 33-10 win vs. SF (10/29/17)
- ▶ Posted a career-high 2.0 sacks vs. Was. (10/23/17)

## COLLEGE HIGHLIGHTS

- ▶ Played in 39 games (36 starts) during his three-year career at Tennessee, where he set a new school record with 33.0 sacks ... Surpassed the previous record of 32.0 set by Pro Football Hall of Famer and Eagles legend **Reggie White** (1980-83)

## MULTI-SACK GAMES (5)

Date	Opponent	Sacks
9/27/20	vs. Cincinnati Bengals (T, 23-23)	2.0
12/29/19	at New York Giants (W, 34-17)	2.0
11/19/17	at Dallas Cowboys (W, 37-9)	2.0
10/23/17	vs. Washington (W, 34-24)	2.0
9/23/18	vs. Indianapolis Colts (W, 20-16)	1.5



## 2019 GAME-BY-GAME STATISTICS (PHI)

Date	Opp	GP/S	Tot	Solo	Sk	Int	PD	FF	FR	Snaps	Pct
Sep 8	Was	W	1/1	4	3	0.0	0	0	0	52	81%
Sep 15	at Atl	L	1/1	3	3	0.0	0	0	0	50	76%
Sep 22	Det	L	1/1	3	2	0.0	0	0	0	43	67%
Sep 26	at GB	W	1/1	4	3	1.0	0	0	1	61	75%
Oct 6	NYJ	W	1/1	2	2	1.0	0	0	0	43	73%
Oct 13	at Min	L	1/1	2	1	0.0	0	0	0	57	80%
Oct 20	at Dal	L	1/1	2	2	1.0	0	0	0	53	76%
Oct 27	at Buf	W	1/1	2	0	0.5	0	0	1	53	85%
Nov 3	Chi	W	1/1	2	0	0.0	0	0	0	36	80%
Nov 17	NE	L	1/1	6	1	0.0	0	0	0	65	88%
Nov 24	Sea	L	1/1	1	1	0.0	0	0	0	53	82%
Dec 1	at Mia	L	1/1	6	6	1.0	0	0	0	50	69%
Dec 9	NYG	W	0/0	INACTIVE							
Dec 15	at Was	W	0/0	INACTIVE							
Dec 22	Dal	W	1/1	1	1	0.0	0	0	0	45	73%
Dec 29	at NYG	W	1/1	2	2	2.0	0	0	0	51	69%
<b>Totals</b>			<b>14/14</b>	<b>40</b>	<b>27</b>	<b>6.5</b>	<b>0</b>	<b>0</b>	<b>2</b>	<b>712</b>	<b>69%</b>
<b>PLAYOFFS</b>											
Jan 5	Sea	L	1/1	3	1	0.0	0	0	0	56	88%
<b>Totals</b>			<b>1/1</b>	<b>3</b>	<b>1</b>	<b>0.0</b>	<b>0</b>	<b>0</b>	<b>0</b>	<b>56</b>	<b>88%</b>

## 2018 GAME-BY-GAME STATISTICS (PHI)

Date	Opp	GP/S	Tot	Solo	Sk	Int	PD	FF	FR	Snaps	Pct
Sep 6	Atl	W	1/1	2	1	0.0	0	0	0	40	57%
Sep 16	at TB	L	1/1	5	3	0.0	0	0	0	35	60%
Sep 23	Ind	W	1/1	5	3	1.5	0	0	0	38	64%
Sep 30	at Ten	L	1/1	3	2	1.0	0	0	0	54	76%
Oct 7	Min	L	0/0	INACTIVE							
Oct 11	at NYG	W	1/1	2	2	0.0	0	0	0	31	48%
Oct 21	Car	L	1/1	2	2	0.0	0	0	0	37	63%
Oct 28	at Jax	W	0/0	RESERVE/INJURED							
Nov 11	Dal	L	0/0	RESERVE/INJURED							
Nov 18	at NO	L	0/0	RESERVE/INJURED							
Nov 25	NYG	W	0/0	RESERVE/INJURED							
Dec 3	Was	W	0/0	RESERVE/INJURED							
Dec 9	at Dal	L	0/0	RESERVE/INJURED							
Dec 16	at LAR	W	0/0	RESERVE/INJURED							
Dec 23	Hou	W	0/0	RESERVE/INJURED							
Dec 30	at Was	W	0/0	RESERVE/INJURED							
<b>Totals</b>			<b>6/6</b>	<b>19</b>	<b>13</b>	<b>2.5</b>	<b>0</b>	<b>0</b>	<b>0</b>	<b>235</b>	<b>23%</b>
<b>PLAYOFFS</b>											
Jan 6	at Chi	W	0/0	RESERVE/INJURED							
Jan 13	at NO	L	0/0	RESERVE/INJURED							
<b>Totals</b>			<b>0/0</b>	<b>0</b>	<b>0</b>	<b>0.0</b>	<b>0</b>	<b>0</b>	<b>0</b>	<b>0</b>	<b>0%</b>

## 2017 GAME-BY-GAME STATISTICS (PHI)

Date	Opp	GP/S	Tot	Solo	Sk	Int	PD	FF	FR	Snaps	Pct
Sep 10	at Was	W	1/0	2	2	0.0	0	0	0	26	41%
Sep 17	at KC	L	1/0	1	1	0.0	0	0	0	21	40%
Sep 24	NYG	W	1/0	0	0	0.0	0	0	0	26	38%
Oct 1	at LAC	W	1/0	3	2	0.0	0	0	1	24	42%
Oct 8	Ari	W	1/0	0	0	0.0	0	0	0	26	43%
Oct 12	at Car	W	1/0	2	0	0.5	0	0	0	39	48%
Oct 23	Was	W	1/0	3	3	2.0	0	0	0	36	56%
Oct 29	SF	W	1/0	2	2	0.0	0	0	0	34	52%
Nov 5	Den	W	1/0	3	3	0.0	0	0	0	29	45%
Nov 19	at Dal	W	1/0	4	2	2.0	0	0	1	32	51%
Nov 26	Chi	W	1/0	0	0	0.0	0	0	0	26	47%
Dec 3	at Sea	L	1/0	1	0	0.5	0	0	0	26	42%
Dec 10	at LAR	W	1/0	0	0	0.0	0	0	0	17	35%
Dec 17	at NYG	W	1/0	2	2	0.0	0	0	0	42	48%
Dec 25	Oak	W	1/0	2	1	0.0	0	0	1	20	29%
Dec 31	Dal	L	0/0	INACTIVE							
<b>Totals</b>			<b>15/0</b>	<b>25</b>	<b>18</b>	<b>5.0</b>	<b>0</b>	<b>0</b>	<b>1</b>	<b>424</b>	<b>41%</b>
<b>PLAYOFFS</b>											
Jan 13	Atl	W	1/0	0	0	0.0	0	0	0	16	25%
Jan 21	Min	W	1/0	2	2	1.0	0	0	1	33	49%
Feb 4	at NE	W	1/0	1	1	0.0	0	0	1	34	45%
<b>Totals</b>			<b>3/0</b>	<b>3</b>	<b>3</b>	<b>1.0</b>	<b>0</b>	<b>0</b>	<b>1</b>	<b>83</b>	<b>40%</b>



- ▶ Earned first-team All-America honors from the *Associated Press* as a junior in 2016 after registering a career-high 13.0 sacks with 56 total tackles, 19 TFLs, 16 hurries and 2 FFs
- ▶ Named second-team All-SEC by the *Associated Press* after leading the team with 10.0 sacks as a sophomore in 2015 ... Also received second-team All-SEC and Freshman All-America honors after setting a true-freshman school record with 10.0 sacks

## BIRDSEED

- ▶ Majored in communication studies at Tennessee
- ▶ Prepped at Brentwood Academy (TN), where he earned all-state honors as a DE ... As a senior, recorded 60 tackles, 18 TFLs, 5.5 sacks and 1 FF and led his team to a state semifinal berth
- ▶ Considers his mother, Christine, his best friend and inspiration ... Christine, who works in a UPS warehouse and at times has held three jobs to support her children, instilled a humble attitude

## TRANSACTIONS

- ▶ **4/28/20** - 5th-year option exercised by PHI ... **10/25/18** - Placed on Reserve/Injured ... **2017** - Drafted by PHI in 1st round (14th overall)





# SHAUN BRADLEY

LINEBACKER | 54



**Height:** 6-1 **Weight:** 240 **DOB:** April 8, 1997 (Age 24)

**NFL Experience:** 2nd Year (2nd with Eagles) **Draft:** D6a-20 (196th overall) by PHI

**College:** Temple **Hometown (HS):** Mount Holly, NJ (Rancocas Valley)

## CAREER STATISTICS

Year	Team	GP/S	TACKLES					PASS DEFENSE					FUMBLES			DEF SNAPS	
			Total	Solo	Asst	TFL	Sacks	Int	Yds	Lg	TD	PD	FF	FR	Yds	No	Pct
2020	Philadelphia	15/0	6	4	2	1	0.0	0	0	--	0	0	0	0	0	76	7%
2021	Philadelphia	10/0	7	4	3	0	0.0	0	0	--	0	1	0	0	0	28	4%
<b>Totals</b>		<b>25/0</b>	<b>13</b>	<b>8</b>	<b>5</b>	<b>1</b>	<b>0.0</b>	<b>0</b>	<b>0</b>	<b>--</b>	<b>0</b>	<b>1</b>	<b>0</b>	<b>0</b>	<b>0</b>	<b>---</b>	<b>---</b>

## ADDITIONAL STATISTICS

**Special Teams Tackles:** 22 - 2021 (10), 2020 (12)

## CAREER HIGHS

<b>Tackles</b>	4	9/12/21 at Atl.
<b>Sacks</b>	--	---
<b>INTs</b>	--	---
<b>PDs</b>	1	10/31/21 at Det.
<b>FFs</b>	--	---
<b>FRs</b>	--	---

## 2021 SEASON - EAGLES

- ▶ Ranks T-2nd among all NFL players and T-1st among NFC players in special teams tackles (10)

## 2020 SEASON - EAGLES

- ▶ Appeared in 15 games as a rookie ... Registered 6 tackles (4 solo) and 1 TFL in 76 defensive snaps (7%) ... Ranked 2nd on the team with 282 special teams snaps (66%), trailing only **Alex Singleton** (296, 70%) ... Also finished with the 2nd-most special teams tackles (12) on the team, behind **Rudy Ford** (13)

## COLLEGE HIGHLIGHTS

- ▶ Totaled 256 tackles, 22 TFLs, 8 PDs, 3 INTs, 3 FFs, 1.0 sack and 1 FR in 50 career games at Temple ... Selected to the 2019 Chuck Bednarik Award and Bronko Nagurski Trophy watch lists and was an All-AAC honoree ... Recorded a team-leading, career-high 87 tackles with 8 TFLs, 3 PDs, 1 FF and 1 FR as a senior

## BIRDSEED

- ▶ Traveled to Japan with head coach Geoff Collins and seven other Temple players for a week of football clinics and culture in 2018 ... Majored in adult and organizational development
- ▶ Played RB and DB at Rancocas Valley (NJ) High School ... Named first-team all-county after rushing for 1,467 yards and 22 TDs as a senior ... Also lettered in basketball and track and earned Rancocas Valley Male Athlete of the Year honors in 2014-15
- ▶ Originally born in Westhampton, NJ ... Is the son of Ashley (biological mother) and Jamar Smith and Lydia and Marcus (biological father) Bradley ... Has four siblings: two sisters (Gianna and Genesys Smith) and two brothers (Cameron and Alex Bradley)

## TRANSACTIONS


- ▶ 1/1/21 - Placed on Reserve/Injured ... 2020 - Drafted by PHI in 6th round (196th overall)



**First job:** IHOP ... **Bucket list:** Travel to Bora Bora ... **If he could play another sport, what position/team:** Shooting guard, Los Angeles Lakers ... **Favorite athletes growing up:** LaDanian Tomlinson, Kobe Bryant ... **Favorite quote:** "You miss 100 percent of the shots you don't take." ... **Favorite movie:** Bad Boys ... **Favorite TV show:** Martin ... **Favorite music:** Shy Glizzy, Tsu Surf, Rod Wave, Lil Baby, G Herbo ... **Favorite throwback jersey:** Kobe Bryant, Lower Merion High School

2021 GAME-BY-GAME STATISTICS (PHI)												
Date	Opp		GP/S	Tot	Solo	Sk	Int	PD	FF	FR	Snap	Pct
Sep 12	at Atl	W	1/0	4	1	0.0	0	0	0	0	9	12%
Sep 19	SF	L	1/0	0	0	0.0	0	0	0	0	0	0%
Sep 27	at Dal	L	1/0	0	0	0.0	0	0	0	0	0	0%
Oct 3	KC	L	1/0	0	0	0.0	0	0	0	0	3	4%
Oct 10	at Car	W	1/0	0	0	0.0	0	0	0	0	0	0%
Oct 14	TB	L	1/0	0	0	0.0	0	0	0	0	0	0%
Oct 24	at LV	L	1/0	0	0	0.0	0	0	0	0	0	0%
Oct 31	at Det	W	1/0	3	3	0.0	0	1	0	0	16	26%
Nov 7	LAC	L	1/0	0	0	0.0	0	0	0	0	0	0%
Nov 14	at Den	W	1/0	0	0	0.0	0	0	0	0	0	0%
Nov 21	NO											
Nov 28	at NYG											
Dec 5	at NYJ											
TBD	Was											
Dec 26	NYG											
Jan 2	at Was											
Jan 9	Dal											
<b>Totals</b>			<b>10/0</b>	<b>7</b>	<b>4</b>	<b>0.0</b>	<b>0</b>	<b>1</b>	<b>0</b>	<b>0</b>	<b>28</b>	<b>4%</b>

2020 GAME-BY-GAME STATISTICS (PHI)												
Date	Opp		GP/S	Tot	Solo	Sk	Int	PD	FF	FR	Snap	Pct
Sep 13	at Was	L	1/0	1	1	0.0	0	0	0	0	8	11%
Sep 20	LAR	L	1/0	0	0	0.0	0	0	0	0	0	0%
Sep 27	Cin	T	1/0	0	0	0.0	0	0	0	0	0	0%
Oct 4	at SF	W	1/0	0	0	0.0	0	0	0	0	2	3%
Oct 11	at Pit	L	1/0	1	1	0.0	0	0	0	0	4	5%
Oct 18	Bal	L	1/0	1	1	0.0	0	0	0	0	32	44%
Oct 22	NYG	W	1/0	0	0	0.0	0	0	0	0	1	2%
Nov 1	Dal	W	1/0	0	0	0.0	0	0	0	0	0	0%
Nov 15	at NYG	L	1/0	1	0	0.0	0	0	0	0	5	7%
Nov 22	at Cle	L	1/0	0	0	0.0	0	0	0	0	0	0%
Nov 30	Sea	L	1/0	0	0	0.0	0	0	0	0	0	0%
Dec 6	at GB	L	1/0	0	0	0.0	0	0	0	0	3	5%
Dec 13	NO	W	1/0	0	0	0.0	0	0	0	0	10	16%
Dec 20	at Ari	L	1/0	0	0	0.0	0	0	0	0	0	0%
Dec 27	at Dal	L	1/0	2	1	0.0	0	0	0	0	11	16%
Jan 3	Was	L	0/0	RESERVE/INJURED								
<b>Totals</b>			<b>15/0</b>	<b>6</b>	<b>4</b>	<b>0.0</b>	<b>0</b>	<b>0</b>	<b>0</b>	<b>0</b>	<b>76</b>	<b>7%</b>



# BRANDON BROOKS

GUARD | 79



**Height:** 6-5 **Weight:** 335 **DOB:** Aug. 19, 1989 (Age 32)

**NFL Experience:** 10th Year (6th with Eagles) **Draft:** D3b-12 (76h overall) by HOU **Acquired:** FA-Hou-16

**College:** Miami (OH) **Hometown (HS):** Milwaukee, WI (Riverside University)

**Pro Bowl:** 2018, 2019, 2020 **Super Bowl Champion:** 2017 (LII)

**RESERVE/INJURED**

## CAREER STATISTICS

			STARTS		OFF SNAPS	
Year	Team	GP/S	LG	RG	No	Pct
2012	Houston	6/0	0	0	110	10%
2013	Houston	15/15	0	15	1,043	93%
2014	Houston	15/15	0	15	985	89%
2015	Houston	14/14	1	13	981	83%
2016	Philadelphia	14/14	0	14	991	87%
2017	Philadelphia	16/16	0	16	1,077	95%
2018	Philadelphia	16/16	0	16	1,087	99%
2019	Philadelphia	16/16	0	16	1,064	90%
2020	Philadelphia	0/0	RESERVE/PUP (9/5/20)			
2021	Philadelphia	2/2	0	2	96	15%
<b>Totals</b>		<b>114/108</b>	<b>1</b>	<b>107</b>	<b>---</b>	<b>---</b>
PLAYOFFS						
2012	Houston	2/0	0	0	63	40%
2015	Houston	1/1	0	1	64	100%
2017	Philadelphia	3/3	0	3	207	100%
2018	Philadelphia	2/2	0	2	82	69%
2019	Philadelphia	0/0	RESERVE/INJURED (1/1/20)			
<b>Totals</b>		<b>8/6</b>	<b>0</b>	<b>6</b>	<b>---</b>	<b>---</b>

**First jersey:** Ray Allen, Milwaukee Bucks ... **If he could be any superhero:** Deadpool, The Flash or Wolverine ... **First job:** Worked on the grounds crew in college at Miami (OH), landscaped and poured concrete ... **Best players he has faced:** Geno Atkins and Ndamukong Suh ... **Hobbies:** Golfing and reading ... **Favorite Halloween costume:** The Black Ranger from *Power Rangers* ... **Favorite throwback jerseys:** Reggie White, Philadelphia Eagles; Satchel Paige; George Gervin ... **Favorite Philadelphia restaurant:** Ralph's Italian Restaurant ... **Favorite books:** *Zero to One* by Peter Thiel, *Outliers* by Malcolm Gladwell, and *The Road to Character* by David Brooks



## CAREER HIGHLIGHTS

- ▶ A three-time **Pro Bowl** honoree (2018, '19, '20) and key member of Philadelphia's **Super Bowl LII** championship team ... His three Pro Bowl nods are the most by any G in franchise history
- ▶ In 2019, was part of an OL that became the fourth unit in Eagles history to send three players to the Pro Bowl (also **Lane Johnson** and **Jason Kelce**) ... Surrendered only 2 sacks in 1,064 offensive snaps (90%) and helped the team rank 3rd in red zone TD efficiency (66.7%) and 4th in third-down conversion rate (45.4%)
- ▶ Allowed just 1 sack in 1,087 offensive snaps (99%) in 2018
- ▶ Blocked for one of the most dominant OLs in the NFL during the Eagles' **Super Bowl LII**-winning season in 2017 ... Did not allow a sack in 1,077 offensive snaps (95%) ... Helped Philadelphia lead the league in red zone offense (65.5%) and rank 3rd in rushing offense (132.2 ypg) and offensive points per game (26.3)
- ▶ Gave up only 1 sack in 991 offensive snaps (87%) in 2016
- ▶ With the Texans in 2015, paved the way for the NFL's 5th-ranked rushing offense (135.1 ypg, 2nd-most in franchise history) on a unit that gave up the 4th-fewest sacks (26) in the league

## COLLEGE HIGHLIGHTS


- ▶ Started 41 of 45 games played at Miami (OH) ... A three-time All-Mid-American Conference selection ... Registered 287 knock-downs and 47 TD-resulting blocks, including 35 TD-resulting blocks on the RedHawks' 40 rushing TDs during his career
- ▶ Made the switch to RG during his senior season in 2011, starting in all 12 games ... Earned all-conference recognition as well as an appearance in the East-West Shrine Game
- ▶ Missed the beginning of his junior year in 2010 with an injury but returned to start two games at LT and four games at LG, helping Miami (OH) go 6-0 in those contests ... Despite the limited time, received All-MAC second-team honors for the second consecutive season (also 2009, when he posted 12 TD-resulting blocks) ... Named the RedHawks' Freshman of the Year in 2008

## BIRDSEED

- ▶ In May 2018, returned to his alma mater at Miami (OH) to deliver a commencement speech to a graduating class of more than 4,000 students ... His inspirational speech highlighted his battle with anxiety and also touched on the importance of having a positive outlook on life ... "I am proud of a number of accomplishments I achieved this year – Pro Bowl, Super Bowl – but I am especially proud of defeating the anxiety that has affected me in the past. Truth be told, today I'm feeling a little anxious, but I've learned through therapy to not worry or care about making a mistake. Why? The best thing about life is that it goes on."

## TRANSACTIONS

- ▶ **9/21/21** - Placed on Reserve/Injured ... **9/5/20** - Placed on Reserve/Physically Unable to Perform ... **8/4/20** - Placed on Active/Physically Unable to Perform ... **1/1/20** - Placed on Reserve/Injured ... **11/11/19** - Signed by PHI to 4-year contract extension ... **3/9/16** - Agreed to terms with PHI on 5-year contract ... **2012** - Drafted by HOU in 3rd round (76th overall)



# DEON CAIN

WIDE RECEIVER | 85



**Height:** 6-2 **Weight:** 202 **DOB:** Aug. 9, 1996 (Age 25)

**NFL Experience:** 3rd Year (1st with Eagles) **Draft:** D6-18 (185th overall) by IND **Acquired:** FA-21

**College:** Clemson **Hometown (HS):** Tampa, FL (Tampa Bay Tech)

PRACTICE SQUAD

## CAREER STATISTICS

Year	Team	GP/S	RECEIVING					OFF SNAPS	
			Rec	Yds	Avg	Lg	TD	No	Pct
2019	Indianapolis	7/3	4	52	13.0	25	0	228	21%
	Pittsburgh	6/3	5	72	14.4	35	0	70	7%
	<b>Totals</b>	<b>13/6</b>	<b>9</b>	<b>124</b>	<b>13.8</b>	<b>35</b>	<b>0</b>	---	---
2020	Pittsburgh	2/0	0	0	---	---	0	10	1%
2021	Philadelphia	0/0	0	0	---	---	0	0	0%
<b>Totals</b>		<b>15/6</b>	<b>9</b>	<b>124</b>	<b>13.8</b>	<b>35</b>	<b>0</b>	---	---

## CAREER HIGHS

<b>Receptions</b>	2	2x, last: 12/22/19 at NYJ
<b>Receiving Yards</b>	35	2x, last: 11/24/19 at Cin
<b>Receiving Long</b>	35	11/24/19 at Cin
<b>Receiving TDs</b>	--	---



## 2021 SEASON - EAGLES



## 2019 SEASON - COLTS & STEELERS



Tallied 9 receptions for 124 yards (13.8 avg.) in 13 games (6 starts) between the Colts and Steelers

## COLLEGE HIGHLIGHTS



Posted 130 receptions for 2,040 yards (15.7 avg.) and 20 TDs over 42 games (14 starts) at Clemson ... Finished his collegiate career tied for the 4th-most receptions in school history



Earned third-team All-ACC honors after recording 58 receptions for 734 yards (12.7 avg.) and 6 TDs in 14 games (13 starts) in 2017



Led the team in receiving average (19.1) in 2016 after registering 38 catches for 724 yards and 9 TDs ... Caught 34 passes for 582 yards for a team-high 17.1 receiving average and 5 TDs in 2015

## BIRDSEED



Majored in sports communications at Clemson



Attended Tampa Bay Tech (FL) High School ... Played mostly QB during his high school career ... Recorded 1,892 rushing yards and 19 TDs with 5 passing TDs as a senior, earning second-team All-American honors by *USA Today* ... Posted 1,900 rushing yards and 13 TDs as a junior and 1,627 rushing yards and 10 TDs as a sophomore

## TRANSACTIONS



**10/18/21** - Signed by PHI to practice squad ... **9/3/21** - Released by BAL ... **8/31/21** - Placed on Reserve/Injured ... **1/22/21** - Signed by BAL to reserve/future contract ... **1/2/21** - Elevated by PIT from practice squad for Week 17 at Cleveland ... **10/17/20** - Elevated by PIT from practice squad for Week 6 vs. Cleveland ... **9/6/20** - Signed by PIT to practice squad ... **9/5/20** - Waived by PIT ... **11/16/19** - Signed by PIT from IND practice squad ... **11/10/19** - Signed by IND to practice squad ... **11/9/19** - Waived by IND ... **8/12/18** - Placed on Reserve/Injured ... **2018** - Drafted by IND in 6th round (185th overall)



2020 Game-by-Game Statistics (PIT)										
				RECEIVING					SNAPS	
Date	Opp		GP/S	Rec	Yds	Avg	Lg	TD	No	Pct
Sep 14	at NYG	W	---	STEELERS PRACTICE SQUAD						
Sep 20	Den	W	---	STEELERS PRACTICE SQUAD						
Sep 27	Hou	W	---	STEELERS PRACTICE SQUAD						
Oct 11	Phi	W	---	STEELERS PRACTICE SQUAD						
Oct 18	Cle	W	1/0	0	0	---	--	0	4	6%
Oct 25	at Ten	W	---	STEELERS PRACTICE SQUAD						
Nov 1	at Bal	W	---	STEELERS PRACTICE SQUAD						
Nov. 8	at Dal	W	---	STEELERS PRACTICE SQUAD						
Nov 15	Cin	W	---	STEELERS PRACTICE SQUAD						
Nov 22	at Jax	W	---	STEELERS PRACTICE SQUAD						
Dec. 2	Bal	W	---	STEELERS PRACTICE SQUAD						
Dec 7	Was	L	---	STEELERS PRACTICE SQUAD						
Dec 13	at Buf	L	---	STEELERS PRACTICE SQUAD						
Dec 21	at Cln	L	---	STEELERS PRACTICE SQUAD						
Dec 27	Ind	W	---	STEELERS PRACTICE SQUAD						
Jan 3	at Cle	L	1/0	0	0	---	--	0	6	9%
Totals			2/0	0	0	---	--	0	10	1%



# ANDRE CHACHERE

DEFENSIVE BACK | 21

(pronounced SASH-er-ay)



**Height:** 6-0 **Weight:** 197 **DOB:** Feb. 10, 1996 (Age 25)

**NFL Experience:** 1st Year (1st with Eagles) **Draft:** UDFA-18 by HOU **Acquired:** W-Ind-21

**College:** San Jose State **Hometown (HS):** San Fresno, CA (Clovis West)

## CAREER STATISTICS

Year	Team	GP/S	TACKLES					PASS DEFENSE					FUMBLES			DEF SNAPS	
			Total	Solo	Asst	TFL	Sacks	Int	Yds	Lg	TD	PD	FF	FR	Yds	No	Pct
2018	Detroit	0/0	0	0	0	0	0.0	0	0	--	0	0	0	0	0	0	0%
2019	Arizona	0/0	0	0	0	0	0.0	0	0	--	0	0	0	0	0	0	0%
2021	Philadelphia	10/0	4	3	1	0	0.0	0	0	--	0	0	0	0	0	31	5%
<b>Totals</b>		<b>10/0</b>	<b>4</b>	<b>3</b>	<b>1</b>	<b>0</b>	<b>0.0</b>	<b>0</b>	<b>0</b>	<b>--</b>	<b>0</b>	<b>0</b>	<b>0</b>	<b>0</b>	<b>0</b>	<b>---</b>	<b>---</b>

## ADDITIONAL STATISTICS

**Special Teams Tackles:** 3 - 2021 (3)

## CAREER HIGHS

<b>Tackles</b>	4	11/7/21 vs. LAC
<b>Sacks</b>	--	---
<b>INTs</b>	--	---
<b>PDs</b>	--	---
<b>FFs</b>	--	---
<b>FRs</b>	--	---

## 2021 SEASON - EAGLES



## COLLEGE HIGHLIGHTS

- ▶ Appeared in 49 games (32 starts) at San Jose State, recording 122 tackles (93 solo), 27 PDs, 14 TFLs, 7 INTs and 1.0 sacks
- ▶ Set a career-high in tackles (46) while adding 5 PDs, 1 INT and 1 FR in 2017 ... Named first team All-Mountain West in 2016 after ranking 4th in NCAA FBS in PDs (14) and amassing a team-high 4 INTs, 36 tackles (27 solo) and 2 FF

## BIRDSEED

- ▶ Majored in communications at San Jose State
- ▶ Attended Clovis West (CA) High School ... Was a two-time first team All-Tri River Athletic Conference selection ... Also lettered in basketball ... His father, Derrick, played seven seasons in the Arena Football League

## TRANSACTIONS

- ▶ **9/2/21** - Claimed off waivers by PHI ... **9/1/21** - Waived by IND ... **1/10/21** - Signed by IND to reserve/future contract ... **9/6/20** - Signed by IND to practice squad ... **9/5/20** - Waived by IND ... **8/23/20** - Signed by IND ... **5/12/20** - Waived by ARI ... **12/18/19** - Signed by ARI from CAR practice squad ... **10/21/19** - Signed by CAR to practice squad ... **10/11/19** - Released by ARI from practice squad ... **9/11/19** - Signed by ARI to practice squad ... **8/30/19** - Waived by DET ... **12/29/18** - Signed by DET to active roster from practice squad ... **11/21/18** - Signed by DET to practice squad ... **11/20/18** - Released by HOU from practice squad ... **9/2/18** - Signed by HOU to practice squad ... **9/1/18** - Waived by HOU ... **2018** - Signed by HOU as UDFA



## 2021 GAME-BY-GAME STATISTICS (PHI)

Date	Opp	GP/S	Tot	Solo	Sk	Int	PD	FF	FR	Snap	Pct
Sep 12	at Atl	W	1/0	0	0	0.0	0	0	0	0	0%
Sep 19	SF	L	1/0	0	0	0.0	0	0	0	0	0%
Sep 27	at Dal	L	1/0	0	0	0.0	0	0	0	0	0%
Oct 3	KC	L	1/0	0	0	0.0	0	0	0	0	0%
Oct 10	at Car	W	1/0	0	0	0.0	0	0	0	0	0%
Oct 14	TB	L	1/0	0	0	0.0	0	0	0	0	0%
Oct 24	at LV	L	1/0	0	0	0.0	0	0	0	1	2%
Oct 31	at Det	W	1/0	0	0	0.0	0	0	0	19	31%
Nov 7	LAC	L	1/0	4	3	0.0	0	0	0	11	16%
Nov 14	at Den	W	1/0	0	0	0.0	0	0	0	0	0%
Nov 21	NO										
Nov 28	at NYG										
Dec 5	at NYJ										
TBD	Was										
Dec 26	NYG										
Jan 2	at Was										
Jan 9	Dal										
<b>Totals</b>		<b>10/0</b>	<b>4</b>	<b>3</b>	<b>0.0</b>	<b>0</b>	<b>0</b>	<b>0</b>	<b>0</b>	<b>31</b>	<b>5%</b>

## 2019 GAME-BY-GAME STATISTICS (DET, ARI & CAR)


Date	Opp	GP/S	Tot	Solo	Sk	Int	PD	FF	FR	Snap	Pct
NOT ON NFL ROSTER											
WAIVED BY DET (8/31/19); SIGNED BY ARI TO PRACTICE SQUAD (9/11/19)											
Sep 15	at Bal	L	---	CARDINALS PRACTICE SQUAD							
Set. 22	Car	L	---	CARDINALS PRACTICE SQUAD							
Sep. 29	Sea	L	---	CARDINALS PRACTICE SQUAD							
Oct. 6	at Cin	W	---	CARDINALS PRACTICE SQUAD							
WAIVED BY ARI (10/11/19); SIGNED BY CAR TO PRACTICE SQUAD (9/21/19)											
Oct. 27	at SF	W	---	PANTHERS PRACTICE SQUAD							
Nov. 3	Ten	L	---	PANTHERS PRACTICE SQUAD							
Nov. 10	at GB	W	---	PANTHERS PRACTICE SQUAD							
Nov. 17	Atl	L	---	PANTHERS PRACTICE SQUAD							
Nov. 24	at NO	L	---	PANTHERS PRACTICE SQUAD							
Dec. 1	Was.	L	---	PANTHERS PRACTICE SQUAD							
Dec. 8	at Atl	L	---	PANTHERS PRACTICE SQUAD							
Dec. 15	Sea	L	---	PANTHERS PRACTICE SQUAD							
SIGNED BY ARI FROM CAR PRACTICE SQUAD (12/18/19)											
Dec. 22	at Sea	W	0/0	INACTIVE							
Dec. 29	at LAR	L	0/0	INACTIVE							
Totals			0/0	0	0	0.0	0	0	0	0	0%



## 2018 GAME-BY-GAME STATISTICS (HOU & DET)

Date	Opp		GP/S	Tot	Solo	Sk	Int	PD	FF	FR	Snap	Pct
Sep. 9	at NE	L	---	TEXANS PRACTICE SQUAD								
Sep. 16	at Ten	L	---	TEXANS PRACTICE SQUAD								
Sep 23	NYG	L	---	TEXANS PRACTICE SQUAD								
Sep 30	at Ind	w	---	TEXANS PRACTICE SQUAD								
Oct. 7	Dal	w	---	TEXANS PRACTICE SQUAD								
Oct. 14	Buf	w	---	TEXANS PRACTICE SQUAD								
Oct. 21	at Jax	w	---	TEXANS PRACTICE SQUAD								
Oct 25	Mia	w	---	TEXANS PRACTICE SQUAD								
Nov. 4	at Den	w	---	TEXANS PRACTICE SQUAD								
Nov. 18	at Was	w	---	TEXANS PRACTICE SQUAD								
RELEASED BY HOU (11/20/18); SIGNED BY DET TO PRACTICE SQUAD (11/21/18)												
Nov. 22	Chi	L	---	LIONS PRACTICE SQUAD								
Dec. 2	LAR	L	---	LIONS PRACTICE SQUAD								
Dec. 9	at Ari	W	---	LIONS PRACTICE SQUAD								
Dec. 16	at Buf	L	---	LIONS PRACTICE SQUAD								
Dec. 23	Min	L	---	LIONS PRACTICE SQUAD								
Dec. 30	at GB	W	0/0	DID NOT PLAY								
Totals			0/0	0	0	0.0	0	0	0	0	0	0%





# LE'RAVEN CLARK

TACKLE | 74



**Height:** 6-5 **Weight:** 311 **DOB:** April 22, 1993 (Age 28)

**NFL Experience:** 6th Year (1st with Eagles) **Draft:** D3-16 (82nd overall) by IND **Acquired:** FA-Ind-21

**College:** Texas Tech **Hometown (HS):** Rockdale, TX (Rockdale)

PRACTICE SQUAD

## CAREER STATISTICS

Year	Team	GP/S	STARTS			OFF SNAPS	
			LT	RG	RT	No	Pct
2016	Indianapolis	8/3	0	1	2	200	18%
2017	Indianapolis	15/5	0	5	0	323	31%
2018	Indianapolis	12/4	4	0	0	365	32%
2019	Indianapolis	0/0	0	0	0	0	0%
2020	Indianapolis	12/3	2	0	1	148	14%
2021	Philadelphia	2/0	0	0	0	0	0%
<b>Totals</b>		<b>49/15</b>	<b>6</b>	<b>6</b>	<b>3</b>	<b>---</b>	<b>---</b>
PLAYOFFS							
2018	Indianapolis	0/0	0	0	0	0	0%
2020	Indianapolis	0/0	RESERVE/INJURED (12/9/20)				
<b>Totals</b>		<b>0/0</b>	<b>0</b>	<b>0</b>	<b>0</b>	<b>0</b>	<b>0%</b>

## CAREER HIGHLIGHTS

- ▶ Appeared in 148 offensive snaps (14%) over 12 games in 2020 ... Made starts at both the LT (two) and RT (one) positions
- ▶ Saw action in a career-high 365 offensive snaps (32%) in 2018, playing in 12 contests with four starts at LT
- ▶ Logged career highs in games (15) and starts (five at RG) during the 2017 season, appearing in 323 offensive snaps (31%)
- ▶ Played in eight contests as a rookie, including starts at RG (one) and RT (two) ... Combined for 200 offensive snaps (18%)

## COLLEGE HIGHLIGHTS

- ▶ Started all 51 games and anchored the Red Raiders' OL during his four-year collegiate career at Texas Tech ... Voted a team captain and earned second-team All-America honors following his senior season ... Also tabbed a three-time All-Big 12 first-team selection in each of his first three years playing LT from 2013-15

## BIRDSEED

- ▶ Enjoys woodworking as a hobby during his free time ... Has created furniture for his own house and also uses items he makes as gifts ... Buys the materials himself or gets them donated from friends and doesn't sell any of the finished products
- ▶ Attended Rockdale (TX) High School, where he was selected an Under Armour All-American ... Ranked as a four-star prospect by Scout.com and a three-star recruit by Rivals.com and ESPN.com ... Tabbed an all-state selection as a senior ... Earned District 23-3A honors on both the OL and DL his junior and senior years

## TRANSACTIONS

- ▶ **10/14/21** - Elevated by PHI from practice squad for Week 6 vs. Tampa Bay as COVID-19 replacement ... **10/9/21** - Elevated by PHI from practice squad for Week 5 vs. Carolina as COVID-19 replacement ... **10/6/21** - Activated from practice squad Reserve/Injured ... **9/14/21** - Placed on practice squad Reserve/Injured by PHI ... **9/1/21** - Signed by PHI to practice squad ... **8/31/21** - Waived by PHI ... **8/14/21** - Activated from Active/PUP ... **7/28/21** - Placed on Active/PUP ... **5/19/21** - Signed by PHI ... **12/9/20** - Placed on Reserve/Injured ... **3/20/20** - Re-signed by IND ... **2016** - Drafted by IND in 3rd round (82nd overall)

**Nicknames:** "Raven, Crow, Meathead, Nibbles. That's just a few."  
**... Hobbies:** Fishing, hunting, furniture making ... **Favorite movie:** Forrest Gump ... **Favorite music artist:** Lil Boosie ... **Favorite food:** Cornbread and milk ... **Strangest thing he's ever eaten:** "I wouldn't consider them strange. I'm from a small country town, so we hunt and fish a lot. Squirrels and rabbits are like common things." ... **If he could have dinner with three people, living or dead:** Bill Dance, Bernie Mac and Red Foxx





# FLETCHER COX

DEFENSIVE TACKLE | 91



Height: 6-4 Weight: 310 DOB: Dec. 13, 1990 (Age 30)

NFL Experience: 10th Year (10th with Eagles) Draft: D1-12 (12th overall) by PHI

College: Mississippi State Hometown (HS): Yazoo City, MS (Yazoo City)

All-Pro: 2014, '15, '17, '18 Pro Bowl: 2016, '17, '18, '19, '20, '21 All-Rookie: 2012 Super Bowl Champion: 2017 (LII)

## CAREER STATISTICS

Year	Team	GP/S	TACKLES					PASS DEFENSE					FUMBLES			DEF SNAPS	
			Total	Solo	Asst	TFL	Sacks	Int	Yds	Lg	TD	PD	FF	FR	Yds	No	Pct
2012	Philadelphia	15/9	65	46	19	7	5.5	0	0	--	0	2	0	0	0	509	49%
2013	Philadelphia	16/16	66	44	22	1	3.0	0	0	--	0	3	0	1	3	882	73%
2014	Philadelphia	16/16	70	59	11	7	4.0	0	0	--	0	0	1	3	21	921	80%
2015	Philadelphia	16/16	104	80	24	16.5	9.5	0	0	--	0	0	3	2	0	983	81%
2016	Philadelphia	16/16	53	34	19	10	6.5	0	0	--	0	4	1	1	0	773	76%
2017	Philadelphia	14/14	35	23	12	4	5.5	0	0	--	0	3	1	2	20	608	59%
2018	Philadelphia	16/16	53	38	15	15	10.5	0	0	--	0	1	1	1	3	830	80%
2019	Philadelphia	16/16	50	31	19	11	3.5	0	0	--	0	1	3	1	1	814	79%
2020	Philadelphia	15/15	48	32	16	8	6.5	0	0	--	0	0	2	0	0	746	68%
2021	Philadelphia	10/10	16	12	4	3	1.0	0	0	--	0	0	0	1	0	480	70%
<b>Totals</b>		<b>150/144</b>	<b>560</b>	<b>399</b>	<b>161</b>	<b>82.5</b>	<b>55.5</b>	<b>0</b>	<b>0</b>	<b>--</b>	<b>0</b>	<b>14</b>	<b>12</b>	<b>12</b>	<b>48</b>	<b>---</b>	<b>---</b>

## PLAYOFFS

2013	Philadelphia	1/1	3	3	0	0	0.0	0	0	--	0	0	0	0	0	61	85%
2017	Philadelphia	3/3	13	10	3	2	1.0	0	0	--	0	0	0	0	0	178	86%
2018	Philadelphia	2/2	7	4	3	1	0.0	0	0	--	0	0	0	0	0	96	68%
2019	Philadelphia	1/1	6	5	1	3	0.0	0	0	--	0	0	1	0	0	53	83%
<b>Totals</b>		<b>7/7</b>	<b>29</b>	<b>22</b>	<b>7</b>	<b>6</b>	<b>1.0</b>	<b>0</b>	<b>0</b>	<b>--</b>	<b>0</b>	<b>0</b>	<b>1</b>	<b>0</b>	<b>0</b>	<b>---</b>	<b>---</b>

## ADDITIONAL STATISTICS

Fumble Recovery TDs: 3 - 2021 (1), 2017 (1), 2014 (1)

## CAREER HIGHS

Tackles	13	12/7/14 vs. Sea.
Sacks	3.0	2x, last: 12/30/18 at Was.
INTs	--	---
PDs	2	10/12/17 at Car.
FFs	2	10/11/15 vs. NO
FRs	1	12x, last: 9/27/21 at Dal.

## CAREER HIGHLIGHTS

- ▶ Named to the **NFL 2010s All-Decade Team**
- ▶ A four-time **All-Pro** selection (2014, '15, '17, '18), including first-team honors in 2018 after posting a career-high 10.5 sacks
- ▶ Has earned six career **Pro Bowl** appearances (2016, '17, '18, '19, '20, '21), which are the most ever by an Eagles DT ... Only **Chuck Bednarik** (eight), **Brian Dawkins** (seven), **Jason Peters** (seven) and **Reggie White** (seven) have more Pro Bowls with the team
- ▶ His streak of six consecutive Pro Bowl honors (2016-21) is tied with **Pete Pihos** (1951-56) for the 2nd-longest streak in franchise history, trailing only White (seven, 1987-93)

## NOTES TO KNOW

- ▶ Has posted the most career sacks (55.5) ever by an Eagles DT ... Ranks 5th on the team's all-time sacks list, behind **Reggie White** (124.0, 1985-92), **Trent Cole** (85.5, 2005-14), **Clyde Simmons** (76.0, 1986-93) and **Brandon Graham** (59.0)
- ▶ Has played in the most games among Eagles DTs with 150 career regular-season appearances



## 2021 GAME-BY-GAME STATISTICS (PHI)

Date	Opp	GP/S	Tot	Solo	Sk	Int	PD	FF	FR	Snap	Pct
Sep 12	at Atl	W	1/1	0	0	0.0	0	0	0	41	57%
Sep 19	SF	L	1/1	4	3	0.0	0	0	0	51	73%
Sep 27	at Dal	L	1/1	1	0	0.0	0	0	1	44	57%
Oct 3	KC	L	1/1	0	0	0.0	0	0	0	46	69%
Oct 10	at Car	W	1/1	2	1	1.0	0	0	0	51	72%
Oct 14	TB	L	1/1	2	1	0.0	0	0	0	61	81%
Oct 24	at LV	L	1/1	2	2	0.0	0	0	0	56	85%
Oct 31	at Det	W	1/1	1	1	0.0	0	0	0	27	44%
Nov 7	LAC	L	1/1	3	3	0.0	0	0	0	57	83%
Nov 14	at Den	W	1/1	1	1	0.0	0	0	0	46	79%
Nov 21	NO										
Nov 28	at NYG										
Dec 5	at NYJ										
TBD	Was										
Dec 26	NYG										
Jan 2	at Was										
Jan 9	Dal										
<b>Totals</b>			<b>10/10</b>	<b>16</b>	<b>12</b>	<b>1.0</b>	<b>0</b>	<b>0</b>	<b>0</b>	<b>480</b>	<b>70%</b>

**Favorite meal:** His mom's baked beans, mac and cheese, grilled chicken and pork chops ... **Best player he has ever faced:** Cowboys T Tyron Smith ... **If he could play another sport, what position/team:** First baseman, New York Yankees ... **First jersey owned:** LaDarian Tomlinson, San Diego Chargers ... **Three favorite throwback jerseys:** Michael Jordan, Chicago Bulls; Ronnie Lott, San Francisco 49ers; Ken Griffey Jr., Cincinnati Reds



## 2020 GAME-BY-GAME STATISTICS (PHI)

Date	Opp		GP/S	Tot	Solo	Sk	Int	PD	FF	FR	Snap	Pct
Sep 13	at Was	L	1/1	3	2	0.0	0	0	0	0	57	81%
Sep 20	LAR	L	1/1	4	3	0.0	0	0	0	0	48	70%
Sep 27	Cin	T	1/1	2	2	1.0	0	0	0	0	55	76%
Oct 4	at SF	W	1/1	1	0	0.0	0	0	0	0	50	68%
Oct 11	at Pit	L	1/1	2	0	0.5	0	0	0	0	54	72%
Oct 18	Bal	L	1/1	5	2	0.0	0	0	0	0	57	78%
Oct 22	NYG	W	1/1	4	4	0.0	0	0	0	0	52	87%
Nov 1	Dal	W	1/1	3	2	1.0	0	0	0	0	74	94%
Nov 15	at NYG	L	1/1	3	2	1.0	0	0	0	0	56	79%
Nov 22	at Cle	L	1/1	2	2	1.0	0	0	1	0	45	67%
Nov 30	Sea	L	1/1	6	4	1.0	0	0	0	0	47	70%
Dec 6	at GB	L	1/1	4	3	0.0	0	0	0	0	38	62%
Dec 13	NO	W	1/1	4	2	1.0	0	0	0	0	50	79%
Dec 20	at Ari	L	1/1	4	3	0.0	0	0	1	0	56	82%
Dec 27	at Dal	L	1/1	1	1	0.0	0	0	0	0	7	10%
Jan 3	Was	L	0/0	INACTIVE								
Totals			15/15	48	32	6.5	0	0	2	0	746	68%

## 2021 SEASON - EAGLES

- Recovered a fumble by Cowboys QB **Dak Prescott** (forced on a strip-sack by **Javon Hargrave**) in the end zone for his 3rd career fumble recovery TD at Dal. (9/27/21) ... Tied **Seth Joyner** (1986-93) for the most fumble recovery TDs in team history ... Also tied for the 3rd-most ever by an NFL defensive lineman, behind **Jason Taylor** (6, 1997-2011) and **Osi Umenyiora** (4, 2003-14)

## 2020 SEASON - EAGLES

- Totaled 48 tackles (32 solo), 8 TFLs, 6.5 sacks and 2 FFs ... Tied for the 7th-most sacks among NFL interior DL, behind **Aaron Donald** (13.5), **Leonard Williams** (11.5), **DeForest Buckner** (9.5), **Kerry Hyder** (8.5), **Chris Jones** (7.5) and **Quinnen Williams** (7.0)
- Recorded a career-long streak of four consecutive games with a sack during Weeks 8-12 ... Became the first Eagle to accomplish that feat since **Jason Babin** in 2011 (also four games)

## 2019 SEASON - EAGLES

- Produced a team-high-tying 34 QB pressures and hits and also tallied 50 tackles (31 solo), 11 TFLs, 3.5 sacks, 3 FFs (tied career high) and 1 FR ... Tied for the most FFs among NFL interior DL, joining **Sheldon Richardson** and **Vernon Butler**
- Logged FFs in back-to-back games on 10/20/19 at Dallas and 10/27/19 at Buffalo ... Marked the second time in his career that he forced a fumble in consecutive games (also 2015)

## 2018 SEASON - EAGLES

- Tied for the 4th-most sacks (career-high 10.5) among NFL interior DL, trailing only **Aaron Donald** (20.5), **Chris Jones** (15.5) and **DeForest Buckner** (12.0) ... Totaled 6.5 sacks over the last five games of the regular season ... Also posted 53 tackles (38 solo), 15 TFLs, 1 FF, 1 FR and a career-high 74 QB pressures and hits
- Voted **NFC Defensive Player of the Week** for Week 17 after leading the Eagles with a career-high-tying 3.0 sacks in the 24-0 win at Was. (12/30/18) ... Additionally recorded 6 QB pressures and hits along with 4 solo tackles (all TFLs) and 1 FF



## 2019 GAME-BY-GAME STATISTICS (PHI)

Date	Opp		GP/S	Tot	Solo	Sk	Int	PD	FF	FR	Snap	Pct
Sep 8	Was	W	1/1	2	2	0.0	0	0	0	0	42	66%
Sep 15	at Atl	L	1/1	1	1	0.0	0	1	0	0	49	74%
Sep 22	Det	L	1/1	0	0	0.0	0	0	0	0	46	72%
Sep 26	at GB	W	1/1	2	2	0.0	0	0	0	0	61	75%
Oct 6	NYJ	W	1/1	6	4	0.0	0	0	0	0	46	78%
Oct 13	at Min	L	1/1	6	4	0.0	0	0	0	0	52	73%
Oct 20	at Dal	L	1/1	2	1	1.0	0	0	1	0	51	73%
Oct 27	at Buf	W	1/1	6	4	1.5	0	0	1	0	49	79%
Nov 3	Chi	W	1/1	4	2	0.0	0	0	0	0	38	84%
Nov 17	NE	L	1/1	6	1	0.0	0	0	0	0	66	89%
Nov 24	Sea	L	1/1	4	2	0.5	0	0	0	0	49	75%
Dec 1	at Mia	L	1/1	2	2	0.5	0	0	0	0	57	79%
Dec 9	NYG	W	1/1	3	2	0.0	0	0	0	0	49	94%
Dec 15	at Was	W	1/1	4	2	0.0	0	0	0	0	50	94%
Dec 22	Dal	W	1/1	3	3	0.0	0	0	1	0	54	87%
Dec 29	at NYG	W	1/1	0	0	0.0	0	0	0	1	55	74%
<b>Totals</b>			<b>16/16</b>	<b>50</b>	<b>31</b>	<b>3.5</b>	<b>0</b>	<b>1</b>	<b>3</b>	<b>0</b>	<b>814</b>	<b>79%</b>
<b>PLAYOFFS</b>												
Jan 5	Sea	L	1/1	6	5	0.0	0	0	1	0	53	83%
<b>Totals</b>			<b>1/1</b>	<b>6</b>	<b>5</b>	<b>0.0</b>	<b>0</b>	<b>0</b>	<b>1</b>	<b>0</b>	<b>53</b>	<b>83%</b>

## MULTI-SACK GAMES (9)

Date	Opponent	Sacks
12/30/18	at Washington (W, 24-0)	3.0
10/11/15	vs. New Orleans Saints (W, 39-17)	3.0
9/25/16	vs. Pittsburgh Steelers (W, 34-3)	2.0
12/26/15	vs. Washington (L, 24-38)	2.0
10/27/19	at Buffalo Bills (W, 31-13)	1.5
12/9/18	at Dallas Cowboys (L, 23-29) (OT)	1.5
9/6/18	vs. Atlanta Falcons (W, 18-12)	1.5
12/11/16	vs. Washington (L, 22-27)	1.5
12/13/12	vs. Cincinnati Bengals (L, 13-34)	1.5



## 2018 GAME-BY-GAME STATISTICS (PHI)

Date	Opp		GP/S	Tot	Solo	Sk	Int	PD	FF	FR	Snap	Pct
Sep 6	Atl	W	1/1	2	2	1.5	0	0	0	0	65	93%
Sep 16	at TB	L	1/1	5	4	1.0	0	0	0	0	46	79%
Sep 23	Ind	W	1/1	5	3	0.5	0	0	0	0	52	88%
Sep 30	at Ten	L	1/1	2	2	0.0	0	0	0	0	60	85%
Oct 7	Min	L	1/1	3	1	0.0	0	0	0	0	53	85%
Oct 11	at NYG	W	1/1	6	3	1.0	0	0	0	0	45	69%
Oct 21	Car	L	1/1	2	2	0.0	0	0	0	0	45	76%
Oct 28	at Jax	W	1/1	2	2	0.0	0	1	0	0	53	83%
Nov 11	Dal	L	1/1	6	4	0.0	0	0	0	0	56	81%
Nov 18	at NO	L	1/1	2	2	0.0	0	0	0	0	49	70%
Nov 25	NYG	W	1/1	3	2	0.0	0	0	0	0	49	79%
Dec 3	Was	W	1/1	3	3	1.0	0	0	0	0	40	89%
Dec 9	at Dal	L	1/1	3	1	1.5	0	0	0	0	79	80%
Dec 16	at LAR	W	1/1	3	2	1.0	0	0	0	0	57	75%
Dec 23	Hou	W	1/1	2	1	0.0	0	0	0	1	49	75%
Dec 30	at Was	W	1/1	4	4	3.0	0	0	1	0	32	71%
<b>Totals</b>			<b>16/16</b>	<b>53</b>	<b>38</b>	<b>10.5</b>	<b>0</b>	<b>1</b>	<b>1</b>	<b>1</b>	<b>830</b>	<b>80%</b>
<b>PLAYOFFS</b>												
Jan 6	at Chi	W	1/1	4	2	0.0	0	0	0	0	54	84%
Jan 13	at NO	L	1/1	3	2	0.0	0	0	0	0	42	55%
<b>Totals</b>			<b>2/2</b>	<b>7</b>	<b>4</b>	<b>0.0</b>	<b>0</b>	<b>0</b>	<b>0</b>	<b>0</b>	<b>96</b>	<b>68%</b>

## 2017 SEASON - EAGLES

- ▶ Finished the regular season with 35 tackles (23 solo), 5.5 sacks, 2 FRs and 1 FF ... Also had a team-high-tying 13 QB pressures and hits during the Eagles' **Super Bowl LII**-winning postseason run
- ▶ Sealed the victory for Philadelphia in the season opener at Was. (9/10/17) when he grabbed a fourth-quarter fumble (forced by **Brandon Graham**) and returned it 20 yards for his second career TD ... Also strip-sacked QB **Kirk Cousins** in the first quarter

## 2016 SEASON - EAGLES

- ▶ Posted the 7th-most sacks (6.5, tied) by an NFL interior DL ... Had 53 tackles (34 solo), 10 TFLs, 4 PDs, 1 FF and 1 FR
- ▶ Named **NFC Defensive Player of the Month** after producing 3.0 sacks and 1 FF during the month of September
- ▶ Sacked Steelers QB **Ben Roethlisberger** twice and forced him to fumble once (recovered by **Brandon Graham**) as part of an 8-tackle effort in the win vs. Pit. (9/25/16)

## 2015 SEASON - EAGLES

- ▶ Produced career highs in tackles (104) and TFLs (16.5) while recording 32 QB pressures and hits, 9.5 sacks, 3 FFs and 2 FRs ... His 9.5 sacks were the most by an Eagles interior DL since **Corey Simon** (9.5) during the 2000 campaign
- ▶ Posted 9 tackles with 2.0 sacks vs. Was. (12/26/15)
- ▶ Earned his first career **NFC Defensive Player of the Week** award after totaling a career-high 3.0 sacks, 2 FFs and 1 FR in the 39-17 win vs. NO (10/11/15) ... Became the first ever Eagle and first NFL player since 2007 to collect 3.0 sacks, 2 FFs and 1 FR in a single game ... His 2 FFs resulting in 9 points

## 2017 GAME-BY-GAME STATISTICS (PHI)

Date	Opp		GP/S	Tot	Solo	Sk	Int	PD	FF	FR	Snaps	Pct
Sep 10	at Was	W	1/1	1	1	1.0	0	0	1	1	43	68%
Sep 17	at KC	L	1/1	3	2	1.0	0	0	0	0	44	83%
Sep 24	NYG	W	1/1	1	1	0.0	0	0	0	0	17	25%
Oct 1	at LAC	W	0/0	INACTIVE								
Oct 8	Ari	W	0/0	INACTIVE								
Oct 12	at Car	W	1/1	2	0	0.5	0	2	0	0	65	79%
Oct 23	Was	W	1/1	1	1	1.0	0	0	0	0	51	80%
Oct 29	SF	W	1/1	4	1	1.0	0	1	0	0	45	68%
Nov 5	Den	W	1/1	2	2	0.0	0	0	0	0	39	61%
Nov 19	at Dal	W	1/1	3	3	0.0	0	0	0	0	46	73%
Nov 26	Chi	W	1/1	3	3	1.0	0	0	0	0	35	64%
Dec 3	at Sea	L	1/1	4	2	0.0	0	0	0	0	51	82%
Dec 10	at LAR	W	1/1	5	3	0.0	0	0	0	0	37	77%
Dec 17	at NYG	W	1/1	2	1	0.0	0	0	0	0	70	80%
Dec 25	Oak	W	1/1	4	3	0.0	0	0	0	1	62	90%
Dec 31	Dal	L	1/1	0	0	0.0	0	0	0	0	3	4%
<b>Totals</b>			<b>14/14</b>	<b>35</b>	<b>23</b>	<b>5.5</b>	<b>0</b>	<b>3</b>	<b>1</b>	<b>2</b>	<b>608</b>	<b>59%</b>

## PLAYOFFS

Jan 13	Atl	W	1/1	7	6	1.0	0	0	0	0	57	90%
Jan 21	Min	W	1/1	4	3	0.0	0	0	0	0	53	79%
Feb 4	at NE	W	1/1	2	1	0.0	0	0	0	0	68	90%
<b>Totals</b>			<b>3/3</b>	<b>13</b>	<b>10</b>	<b>1.0</b>	<b>0</b>	<b>0</b>	<b>0</b>	<b>0</b>	<b>178</b>	<b>86%</b>

## 2014 SEASON - EAGLES

- Finished the regular season with 70 tackles (59 solo), 7 TFLs, 4.0 sacks, a career-high 3 FRs and 1 FF
- Tallied a career-high 13 tackles (11 solo) vs. Sea. (12/7/14)
- Scored the first TD of his NFL career on a 17-yard fumble return, sealing the 34-17 victory vs. Jax. (9/7/14)

## 2013 SEASON - EAGLES

- Totaled 66 tackles (44 solo), 3.0 sacks, 3 PDs and 1 FR ... Also led the Eagles' defense with 21 hurries

## 2012 SEASON - EAGLES

- Named to the PFWA **All-Rookie Team** after recording a team-high-tying 5.5 sacks ... Tied for the 3rd-most sacks ever by an Eagles rookie, behind **Corey Simon** in 2000 (9.5) and **Derrick Burgess** in 2001 (6.0) ... Added 65 tackles (46 solo) and 7 TFLs

## COLLEGE HIGHLIGHTS

- Played collegiately at Mississippi State, where he finished with 114 tackles (53 solo), 24.5 TFLs and 8.5 sacks in 36 career games (27 starts) ... Also blocked 5 FG attempts
- Earned first-team All-SEC honors as a junior in 2011, setting career highs with 56 tackles (26 solo), 14.5 TFLs and 5.0 sacks
- Named to the Freshman All-SEC Team after totaling 29 tackles (17 solo) and 3.5 TFLs in 12 games (four starts) in 2009

## BIRDSEED

- One of his passions off the field is fixing up old cars ... Believes he would most likely work as a mechanic if he wasn't playing football ... Currently owns a drag racing team that competes in professional events around the country

## 2016 GAME-BY-GAME STATISTICS (PHI)

Date	Opp		GP/S	Tot	Solo	Sk	Int	PD	FF	FR	Snaps	Pct
Sep 11	Cle	W	1/1	4	4	1.0	0	0	0	0	38	73%
Sep 19	at Chi	W	1/1	2	2	0.0	0	0	0	0	42	81%
Sep 25	Pit	W	1/1	8	6	2.0	0	0	1	0	41	68%
Oct 9	at Det	L	1/1	2	2	1.0	0	0	0	0	53	87%
Oct 16	at Was	L	1/1	0	0	0.0	0	0	0	0	55	74%
Oct 23	Min	W	1/1	5	2	0.0	0	0	0	0	54	71%
Oct 30	at Dal	L	1/1	5	3	0.0	0	0	0	0	64	82%
Nov 6	at NYG	L	1/1	5	3	0.0	0	1	0	0	50	78%
Nov 13	Atl	W	1/1	1	0	0.0	0	0	0	0	41	82%
Nov 20	at Sea	L	1/1	4	2	0.0	0	1	0	0	45	67%
Nov 28	GB	L	1/1	2	0	0.0	0	0	0	0	57	80%
Dec 4	at Cin	L	1/1	3	2	0.0	0	1	0	0	47	73%
Dec 11	Was	L	1/1	4	3	1.5	0	0	0	0	34	71%
Dec 18	at Bal	L	1/1	2	1	1.0	0	0	0	1	46	79%
Dec 22	NYG	W	1/1	3	1	0.0	0	1	0	0	66	74%
Jan 1	Dal	W	1/1	3	3	0.0	0	0	0	0	40	71%
<b>Totals</b>			<b>16/16</b>	<b>53</b>	<b>34</b>	<b>6.5</b>	<b>0</b>	<b>4</b>	<b>1</b>	<b>1</b>	<b>773</b>	<b>76%</b>



- Attended Yazoo City (MS) High School, where he registered 104 tackles, 10.0 sacks, 1 INT and 1 FR as a senior ... Finished with 103 tackles, 11.0 sacks and 2 INTs (including 1 TD) during his junior season ... Also played basketball and participated in track in the second leg of the 4x100 meter team
- Is the son of Melissa Cox and has three siblings: two sisters, Fantasia and Nakeia, and one brother, Shaddrick ... Shaddrick, who Cox says is the biggest influence on his life and career, passed away during the 2015 offseason ... "He was my father figure. I always looked up to him, especially for decision making. He always taught me about doing the right things and being successful in life. I try to emulate him every day."

## TRANSACTIONS

- **6/16/16** - Signed by PHI to 6-year contract extension ... **2012** - Drafted by PHI in 1st round (12th overall)

## 2015 GAME-BY-GAME STATISTICS (PHI)

Date	Opp		GP/S	Tot	Solo	Sk	Int	PD	FF	FR	Snaps	Pct
Sep 14	at Atl	L	1/1	4	3	1.0	0	0	0	0	69	90%
Sep 20	Dal	L	1/1	7	5	0.0	0	0	0	1	68	80%
Sep 27	at NYJ	W	1/1	5	2	0.0	0	0	0	0	62	78%
Oct 4	at Was	L	1/1	7	4	0.0	0	0	0	0	73	87%
Oct 11	NO	W	1/1	9	9	3.0	0	0	2	1	46	67%
Oct 19	NYG	W	1/1	6	4	1.0	0	0	1	0	56	82%
Oct 25	at Car	L	1/1	4	3	0.0	0	0	0	0	52	85%
Nov 8	at Dal	W	1/1	5	3	0.0	0	0	0	0	65	83%
Nov 15	Mia	L	1/1	7	4	0.5	0	0	0	0	59	88%
Nov 22	TB	L	1/1	8	5	0.0	0	0	0	0	59	76%
Nov 26	at Det	L	1/1	8	8	0.0	0	0	0	0	52	72%
Dec 6	at NE	W	1/1	2	2	0.0	0	0	0	0	66	74%
Dec 13	Buf	W	1/1	8	8	1.0	0	0	0	0	60	81%
Dec 20	Ari	L	1/1	7	6	1.0	0	0	0	0	59	78%
Dec 26	Was	L	1/1	9	8	2.0	0	0	0	0	64	85%
Jan 3	at NYG	W	1/1	8	6	0.0	0	0	0	0	73	87%
<b>Totals</b>			<b>16/16</b>	<b>104</b>	<b>80</b>	<b>9.5</b>	<b>0</b>	<b>0</b>	<b>3</b>	<b>2</b>	<b>983</b>	<b>81%</b>

## 2014 GAME-BY-GAME STATISTICS (PHI)

Date	Opp		GP/S	Tot	Solo	Sk	Int	PD	FF	FR	Snaps	Pct
Sep 7	Jax	W	1/1	5	5	0.0	0	0	0	1	52	71%
Sep 15	at Ind	W	1/1	4	4	0.0	0	0	1	0	61	85%
Sep 21	Was	W	1/1	4	3	0.0	0	0	0	0	65	83%
Sep 28	at SF	L	1/1	6	6	0.0	0	0	0	0	64	77%
Oct 5	StL	W	1/1	2	2	0.0	0	0	0	1	58	78%
Oct 12	NYG	W	1/1	6	5	0.0	0	0	0	0	41	64%
Oct 26	at Ari	L	1/1	1	1	0.0	0	0	0	0	62	89%
Nov 2	at Hou	W	1/1	2	1	0.0	0	0	0	0	50	83%
Nov 10	Car	W	1/1	6	3	1.0	0	0	0	0	52	63%
Nov 16	at GB	L	1/1	4	4	0.0	0	0	0	0	55	81%
Nov 23	Ten	W	1/1	1	1	1.0	0	0	0	0	42	62%
Nov 27	at Dal	W	1/1	3	3	1.0	0	0	0	0	45	74%
Dec 7	Sea	L	1/1	13	11	0.0	0	0	0	0	73	85%
Dec 14	Dal	L	1/1	4	2	0.0	0	0	0	1	77	94%
Dec 20	at Was	L	1/1	4	3	1.0	0	0	0	0	53	93%
Dec 28	at NYG	W	1/1	5	5	0.0	0	0	0	0	71	89%
<b>Totals</b>			<b>16/16</b>	<b>70</b>	<b>59</b>	<b>4.0</b>	<b>0</b>	<b>0</b>	<b>1</b>	<b>3</b>	<b>921</b>	<b>80%</b>

## 2013 GAME-BY-GAME STATISTICS (PHI)

Date	Opp		GP/S	Tot	Solo	Sk	Int	PD	FF	FR	Snaps	Pct
Sep 9	at Was	W	1/1	5	3	1.0	0	0	0	0	54	72%
Sep 15	SD	L	1/1	5	2	0.0	0	0	0	0	64	77%
Sep 19	KC	L	1/1	5	4	1.0	0	0	0	0	61	74%
Sep 29	at Den	L	1/1	3	1	0.0	0	0	0	0	46	63%
Oct 6	at NYG	W	1/1	3	2	0.0	0	0	0	0	52	71%
Oct 13	at TB	W	1/1	3	2	0.0	0	1	0	0	53	74%
Oct 20	Dal	L	1/1	3	1	0.0	0	0	0	0	59	77%
Oct 27	NYG	L	1/1	6	5	1.0	0	0	0	0	63	85%
Nov 3	at Oak	W	1/1	3	2	0.0	0	0	0	0	55	58%
Nov 10	at GB	W	1/1	7	5	0.0	0	0	0	0	62	78%
Nov 17	Was	W	1/1	6	5	0.0	0	1	0	1	61	74%
Dec 1	Ari	W	1/1	3	1	0.0	0	0	0	0	57	80%
Dec 8	Det	W	1/1	4	2	0.0	0	1	0	0	44	76%
Dec 15	at Min	L	1/1	8	7	0.0	0	0	0	0	63	84%
Dec 22	Chi	W	1/1	1	1	0.0	0	0	0	0	37	57%
Dec 29	at Dal	W	1/1	1	1	0.0	0	0	0	0	51	77%
<b>Totals</b>			<b>16/16</b>	<b>66</b>	<b>44</b>	<b>3.0</b>	<b>0</b>	<b>3</b>	<b>0</b>	<b>1</b>	<b>882</b>	<b>73%</b>

## PLAYOFFS

Jan 4	NO	L	1/1	3	3	0.0	0	0	0	0	61	85%
<b>Totals</b>			<b>1/1</b>	<b>3</b>	<b>3</b>	<b>0.0</b>	<b>0</b>	<b>0</b>	<b>0</b>	<b>0</b>	<b>61</b>	<b>85%</b>

## 2012 GAME-BY-GAME STATISTICS (PHI)

Date	Opp		GP/S	Tot	Solo	Sk	Int	PD	FF	FR	Snaps	Pct
Sep 9	at Cle	W	1/0	5	4	1.0	0	0	0	0	28	46%
Sep 16	Bal	W	1/0	6	5	0.0	0	1	0	0	50	72%
Sep 23	at Ari	L	1/0	3	0	0.0	0	0	0	0	31	50%
Sep 30	NYG	W	1/0	4	3	0.0	0	0	0	0	43	63%
Oct 7	at Pit	L	1/0	4	3	0.0	0	0	0	0	45	62%
Oct 14	Det	L	1/0	1	0	0.0	0	0	0	0	31	40%
Oct 28	Atl	L	1/1	11	6	0.0	0	1	0	0	44	59%
Nov 5	at NO	L	1/1	4	3	0.0	0	0	0	0	25	45%
Nov 11	Dal	L	1/1	2	1	1.0	0	0	0	0	33	61%
Nov 18	at Was	L	1/1	10	8	1.0	0	0	0	0	30	57%
Nov 26	Car	L	1/1	1	1	0.0	0	0	0	0	5	7%
Dec 2	at Dal	L	1/1	0	0	0.0	0	0	0	0	20	31%
Dec 9	at TB	W	1/1	5	5	1.0	0	0	0	0	50	69%
Dec 13	Cin	L	1/1	6	5	1.5	0	0	0	0	49	63%
Dec 23	Was	L	1/1	3	2	0.0	0	0	0	0	25	47%
Dec 30	at NYG	L	0/0	INACTIVE								
<b>Totals</b>			<b>15/9</b>	<b>65</b>	<b>46</b>	<b>5.5</b>	<b>0</b>	<b>2</b>	<b>0</b>	<b>0</b>	<b>509</b>	<b>49%</b>





# JASON CROOM

## TIGHT END



**Height:** 6-5 **Weight:** 246 **DOB:** Feb. 28, 1994 (Age 27)  
**NFL Experience:** 3rd Year (1st with Eagles) **Draft:** UDFA-17 by BUF **Acquired:** FA-20  
**College:** Tennessee **Hometown (HS):** Norcross, GA (Norcross)

RESERVE/INJURED

### CAREER STATISTICS

Year	Team	GP/S	RECEIVING					OFF SNAPS	
			Rec	Yds	Avg	Lg	TD	No	Pct
2018	Buffalo	15/3	22	259	11.8	26t	1	387	37%
2019	Buffalo	0/0	RESERVE/INJURED (9/2/19)						
2020	Philadelphia	4/0	1	3	3.0	3t	1	13	1%
2021	Philadelphia	0/0	RESERVE/INJURED (8/22/21)						
<b>Totals</b>		<b>19/3</b>	<b>23</b>	<b>262</b>	<b>11.4</b>	<b>26t</b>	<b>2</b>	<b>---</b>	<b>---</b>

### ADDITIONAL STATISTICS

**Fumbles/Lost:** 2/2 - 2018 (2/2) **Fumble Recoveries:** 2 - 2018 (2)  
**Fumble Recovery TDs:** 1 - 2018 (1) **Special Teams Tackles:** 2 - 2018 (2)

### CAREER HIGHS

Receptions	4	12/23/18 at NE
Receiving Yards	55	12/23/18 at NE
Receiving Long	26	3x, last: 12/30/18 vs. Mia.
Receiving TDs	1	2x, last: 10/18/20 vs. Bal.

**During his spare time, he enjoys:** Bowling, playing Fortnite, and watching cartoons ... **If he could play another sport, what position/team:** Forward, Detroit Pistons ... **Best advice received:** "You can't stand on a football, but you can stand on your books." ... **Favorite movie:** *Mortal Combat* ... **Favorite musicians:** Chris Stapleton and The Weeknd



### 2020 SEASON - EAGLES

- ▶ Saw action in 13 offensive snaps (1%) over four games with the Eagles ... Also played 23 special teams snaps (5%)
- ▶ Caught a 3-yard TD pass vs. Bal. (10/18/20)

### 2018 SEASON - BILLS

- ▶ Registered 259 yards and 1 TD on 22 receptions (11.8 avg.)
- ▶ Posted career highs with 4 catches for 55 yards at NE (12/23/18)
- ▶ Recovered a fumble in the end zone for a TD to give Buffalo a 14-0 lead in the win at NYJ (11/11/18)
- ▶ Hauled in his first career TD on a 26-yard pass from **Josh Allen** in the first quarter of the win at Min. (9/23/18)

### COLLEGE HIGHLIGHTS

- ▶ Played collegiately at Tennessee (2013-16), producing 60 receptions for 816 yards (13.6 avg.) and 6 TDs in 26 career games ... Switch from WR to TE during his senior season

### BIRDSEED

- ▶ Has a degree in sociology (minor in African studies)
- ▶ Attended Norcross (GA) High School, where he recorded 34 receptions for 688 yards and 10 TDs as a senior and totaled 30 catches for 506 yards and 4 TDs as a junior ... Competed in the Offense-Defense All-American Bowl ... Also lettered in basketball (won a state championship) and track
- ▶ Is the son of Terrence Terry, Jr., a mechanic, and Karen Croom-Terry, an accountant ... Has a Basenji dog named Xena

### TRANSACTIONS

- ▶ **8/22/21** - Placed on Reserve/Injured ... **1/1/21** - Signed by PHI to active roster from practice squad ... **11/4/20** - Signed by PHI to practice squad ... **11/3/20** - Waived by PHI ... **10/21/20** - Signed by PHI to active roster from practice squad ... **10/17/20** - Elevated by PHI from practice squad for Week 6 vs. Baltimore ... **10/10/20** - Elevated by PHI from practice squad for Week 5 at Pittsburgh ... **9/29/20** - Signed by PHI to practice squad ... **9/22/20** - Released by BUF from practice squad ... **9/6/20** - Signed by BUF to practice squad ... **9/5/20** - Waived by BUF ... **9/2/19** - Placed on Reserve/Injured ... **1/8/18** - Signed by BUF to reserve/future contract ... **11/1/17** - Signed by BUF to practice squad ... **8/20/17** - Waived/injured by BUF ... **2017** - Signed by BUF as UDFA

2020 GAME-BY-GAME STATISTICS (BUF & PHI)										
				RECEIVING					SNAPS	
Date	Opp		GP/S	Rec	Yds	Avg	Lg	TD	No	Pct
Sep 13	NYJ	W	---	BILLS PRACTICE SQUAD						
Sep 20	at Mia	W	---	BILLS PRACTICE SQUAD						
RELEASED BY BILLS (9/22/20); SIGNED BY EAGLES TO PRACTICE SQUAD (9/29/20)										
Oct 4	at SF	W	---	EAGLES PRACTICE SQUAD						
Oct 11	at Pit	L	1/0	0	0	---	--	0	2	3%
Oct 18	Bal	L	1/0	1	3	3.0	3t	1	1	1%
Oct 22	NYG	W	1/0	0	0	---	--	0	9	11%
Nov 1	Dal	W	1/0	0	0	---	--	0	1	2%
Nov 15	at NYG	L	---	EAGLES PRACTICE SQUAD						
Nov 22	at Cle	L	---	EAGLES PRACTICE SQUAD						
Nov 30	Sea	L	---	EAGLES PRACTICE SQUAD						
Dec 6	at GB	L	---	EAGLES PRACTICE SQUAD						
Dec 13	NO	W	---	EAGLES PRACTICE SQUAD						
Dec 20	at Ari	L	---	EAGLES PRACTICE SQUAD						
Dec 27	at Dal	L	---	EAGLES PRACTICE SQUAD						
Jan 3	Was	L	0/0	DID NOT PLAY						
Totals			4/0	1	3	3.0	3t	1	13	1%

2018 GAME-BY-GAME STATISTICS (BUF)										
				RECEIVING					SNAPS	
Date	Opp		GP/S	Rec	Yds	Avg	Lg	TD	No	Pct
Sep 9	at Bal	L	1/0	2	18	9.0	10	0	18	28%
Sep 16	LAC	L	1/0	2	7	3.5	6	0	16	26%
Sep 23	at Min	W	1/0	1	26	26.0	26t	1	25	37%
Sep 30	at GB	L	1/0	1	13	13.0	13	0	12	21%
Oct 7	Ten	W	1/0	2	9	4.5	7	0	21	32%
Oct 14	at Hou	L	1/0	0	0	---	--	0	16	26%
Oct 21	at Ind	L	1/0	1	8	8.0	8	0	16	29%
Oct 29	NE	L	1/0	1	14	14.0	14	0	17	27%
Nov 4	Chi	L	1/0	3	36	12.0	26	0	42	46%
Nov 11	at NYJ	W	1/0	0	0	---	--	0	44	60%
Nov 25	Jax	W	1/1	2	16	8.0	11	0	29	50%
Dec 2	at Mia	L	1/0	0	0	---	--	0	25	35%
Dec 9	NYJ	L	0/0	INACTIVE						
Dec 16	Det	W	1/1	1	25	25.0	25	0	32	47%
Dec 23	at NE	L	1/1	4	55	13.8	24	0	44	72%
Dec 30	Mia	W	1/0	2	32	16.0	26	0	30	48%
Totals			15/3	22	259	11.8	26t	1	387	37%



# LANDON DICKERSON

OFFENSIVE LINE | 69



**Height:** 6-6 **Weight:** 333 **DOB:** Sept. 30, 1998 (Age 23)

**NFL Experience:** Rookie (1st with Eagles) **Draft:** D2-21 (37th overall) by PHI

**College:** Alabama **Hometown (HS):** Hudson, NC (South Caldwell)

## CAREER STATISTICS

			STARTS		OFF SNAPS	
Year	Team	GP/S	LG	RG	No	Pct
2021	Philadelphia	9/8	7	1	520	82%
<b>Totals</b>		<b>9/8</b>	<b>7</b>	<b>1</b>	<b>---</b>	<b>---</b>

**Nickname:** Big Country ... **Hobbies:** Woodworking, hunting, fishing, working on cars, home improvement, landscaping, mowing grass and Legos ... **Bucket list:** Visit every continent ... **Guilty pleasures:** Rita's birthday cake custard ... **Memorable fan interactions:** "There was a woman at Alabama. Every single game, I mean at the team hotel, warmups, bus ride, she was there for everything. It didn't matter if we were in Texas, Florida, Arkansas, it didn't matter." ... **Favorite movie:** *Forrest Gump* ... **Favorite meal:** Steak and sweet potato fries ... **Favorite athlete growing up:** Lawrence Taylor



## COLLEGE HIGHLIGHTS

- ▶ Named the recipient of the Rimington Trophy (presented to the nation's top C) and voted a unanimous first-team All-American and first-team All-SEC honoree as a fifth-year senior in 2020
- ▶ Helped lead Alabama to an undefeated 2020 season and a CFP National Championship ... Anchored an OL that blocked for the Power 5's top-ranked scoring offense (48.5 ppg) ... The Crimson Tide also ranked 1st in pass efficiency rating (198.9) and 2nd in passing offense (358.2 ypg) and total offense (541.6 ypg)
- ▶ Received honorable mention All-America recognition from *Pro Football Focus* in 2019 ... Also voted second-team All-SEC as a G (*Associated Press*) and C (league coaches) ... Paved the way for a unit that ranked 2nd nationally in scoring (47.2 ppg), 3rd in passing (342.2 ypg) and 6th in total offense (510.8 ypg)
- ▶ Began his collegiate career at Florida State (2016-18)

## BIRDSEED

- ▶ Operating on a college budget, made an economical decision to replace his damaged front bumper with a wooden railroad tie and bolted a "BAMA" license plate on it ... The 'bumper' gained noteworthy attention on campus and on social media
- ▶ In 2021, upon learning the story of Captain Brian Wolnewitz, a firefighter who was diagnosed with Stage 4 lung cancer, organized the Landon Dickerson Bama Bumper Fundraiser ... Auctioned his famous 'bumper' signed by some of his teammates, as well as other items, with all proceeds benefiting Wolnewitz's family
- ▶ Converted his carport into a gym for Alabama teammates during the COVID-19 pandemic ... Purchased equipment out of his own pocket (including a cold tub), drew up workouts on whiteboards, scheduled time slots for 40 players per day, stocked recovery shakes, and additionally provided sanitary services
- ▶ Is an Eagle Scout ... Announced on National Signing Day in 2016 that he would complete his Eagle Scout service project building and installing park benches to restore a recreation center near his hometown instead of enrolling in college early
- ▶ Prepped at South Caldwell (NC) High School ... Led the program to the third round of the state 4A playoffs and collected *USA Today* All-USA North Carolina First-Team and All-Northwestern 3A-4A honors as a senior ... A five-star prospect who was tabbed as the nation's No. 1 offensive guard by *Rivals*
- ▶ Learned discipline through martial arts at a young age ... Earned a black belt in karate when he was 11 years old, becoming the youngest black belt in the history of the dojo he attended ... Volunteered at the dojo during his free time in high school

## TRANSACTIONS

- ▶ **8/30/21** - Activated from Active/PUP ... **7/28/21** - Placed on Active/Non-Football Injury ... **2021** - Drafted by PHI in 2nd round (37th overall)





# ANDRE DILLARD

TACKLE | 77



**Height:** 6-5 **Weight:** 315 **DOB:** Oct. 3, 1995 (Age 26)

**NFL Experience:** 3rd Year (3rd with Eagles) **Draft:** D1-19 (22nd overall) by PHI

**College:** Washington State **Hometown (HS):** Woodinville, WA (Woodinville)

## CAREER STATISTICS

			STARTS		OFF SNAPS	
Year	Team	GP/S	LT	RT	No	Pct
2019	Philadelphia	16/4	3	1	346	29%
2020	Philadelphia	0/0	RESERVE/INJURED (9/3/20)			
2021	Philadelphia	10/4	4	0	278	44%
<b>Totals</b>		<b>26/8</b>	<b>7</b>	<b>1</b>	<b>---</b>	<b>---</b>
PLAYOFFS						
2019	Philadelphia	1/0	0	0	2	3%
<b>Totals</b>		<b>1/0</b>	<b>0</b>	<b>0</b>	<b>---</b>	<b>---</b>

## CAREER HIGHLIGHTS

- ▶ Saw action in 346 offensive snaps (29%) over 16 games during his rookie season in 2019, including starts at LT (three) and RT (one) ... Made his first career start at Dal. (10/20/19)

## COLLEGE HIGHLIGHTS

- ▶ Appeared in 42 career games at Washington State, starting the final 39 contests at LT ... A two-time All-Pac-12 selection
- ▶ Started all 13 games as a senior in 2018, allowing just 1 sack and 13 total pressures in 722 pass-blocking snaps ... Earned All-America honors as well as first-team All-Pac-12 recognition
- ▶ Named honorable mention All-Pac-12 as a junior in 2017 ... Also received all-conference accolades from *Pro Football Focus* following his sophomore season in 2016

## BIRDSEED

- ▶ Earned a degree in social science at Washington State
- ▶ Attended Woodinville (WA) High School, where he was named All-King County First Team and King County 4A Credit Division Offensive Lineman of the Year as a senior
- ▶ His father, Mitch, is a former Cougars OL coach

## TRANSACTIONS

- ▶ **9/3/20** - Placed on Reserve/Injured ... **2019** - Drafted by PHI in 1st round (22nd overall)

**Surprisingly good at:** Impressions ... **Bucket list:** Vacation outside of the U.S. ... **If he could play another sport:** Golf ... **Favorite meal:** Cheeseburger and fries ... **Favorite music:** Metal ... **Favorite athlete growing up:** Shaquille O'Neal





# JACK DRISCOLL

TACKLE/GUARD | 63



**Height:** 6-5 **Weight:** 312 **DOB:** April 1, 1997 (Age 24)

**NFL Experience:** 2nd Year (2nd with Eagles) **Draft:** D4b-20 (145th overall) by PHI

**College:** Auburn **Hometown (HS):** Madison, CT (Daniel Hand)

## CAREER STATISTICS

			STARTS		OFF SNAPS	
Year	Team	GP/S	RG	RT	No	Pct
2020	Philadelphia	11/4	0	4	300	27%
2021	Philadelphia	7/7	6	1	388	61%
<b>Totals</b>		<b>18/11</b>	<b>6</b>	<b>5</b>	<b>---</b>	<b>---</b>

**First job:** Worked at a Nike outlet while in high school ... **Prized possession:** "I have a very large baseball card collection." ... **Desired talent:** Sleight of hand magic tricks ... **Moments left star-struck:** Meeting Tim Cook and Yao Ming on separate occasions ... **Favorite quote:** "Success breeds complacency. Complacency breeds failure. Only the paranoid survive." - Andy Grove



## CAREER HIGHLIGHTS

- ▶ Played in 11 games (four starts) and earned a combined 300 offensive snaps (27%) as a rookie in 2020 ... Blocked for a unit that ranked 3rd in rushing average (5.0) and 9th in rushing yards per game (126.7) ... Became the Eagles' first rookie OL to start in a season opener since **Lane Johnson** in 2013

## COLLEGE HIGHLIGHTS

- ▶ Saw action in 46 career games between Auburn (2018-19) and Massachusetts (2015-17) ... Started each of his last 45 contests, which marked the 10th-longest active streak by an FBS OL
- ▶ Started all 13 games in 2019 and was named to the preseason All-SEC second-team by *Pro Football Focus* ... Also selected to the Reese's Senior Bowl watch list and was nominated for the William V. Campbell Trophy, which annually recognizes the top football scholar-athlete in the nation for his combined academic success, football performance and exemplary leadership ... Named to the SEC academic honor roll for the second consecutive season after transferring from Massachusetts in 2018
- ▶ Earned *Phil Steele* All-Independent first-team and All-ECAC second-team honors after starting all 12 games at Massachusetts in 2017 ... Part of an offense that averaged 30.6 points and 432.8 yards per game ... Also spent time at LG and LT over nine games (eight starts) during the 2016 season

## BIRDSEED

- ▶ Earned his bachelor's degree in hospitality and tourism management from Massachusetts and graduate degree from Auburn
- ▶ Prepped at Daniel Hand (CT) High School, where he was a three-star recruit and earned team MVP honors as a senior
- ▶ Is the son of John and Cory Driscoll and has two siblings, Flynn and Grace ... His father played football at New Hampshire

## TRANSACTIONS

- ▶ **10/2/21** - Activated from Reserve/Injured ... **9/2/20** - Placed on Reserve/Injured ... **12/18/20** - Placed on Reserve/Injured ... **2020** - Drafted by PHI in 4th round (145th overall)



# T.J. EDWARDS

LINEBACKER | 57



**Height:** 6-1 **Weight:** 242 **DOB:** Aug. 12, 1996 (Age 25)  
**NFL Experience:** 3rd Year (3rd with Eagles) **Draft:** UDFA-19 by PHI  
**College:** Wisconsin **Hometown (HS):** Lake Villa, IL (Lakes Community)

## CAREER STATISTICS

Year	Team	GP/S	TACKLES					PASS DEFENSE					FUMBLES			DEF SNAPS	
			Total	Solo	Asst	TFL	Sacks	Int	Yds	Lg	TD	PD	FF	FR	Yds	No	Pct
2019	Philadelphia	16/4	19	11	8	0	0.0	0	0	--	0	0	0	0	0	115	11%
2020	Philadelphia	12/12	65	44	21	5	2.0	1	13	13	0	1	2	0	0	490	45%
2021	Philadelphia	10/8	62	30	32	3	1.0	0	0	--	0	1	0	0	0	326	47%
<b>Totals</b>		<b>38/24</b>	<b>146</b>	<b>85</b>	<b>31</b>	<b>8</b>	<b>3.0</b>	<b>1</b>	<b>13</b>	<b>13</b>	<b>0</b>	<b>2</b>	<b>2</b>	<b>0</b>	<b>0</b>	<b>---</b>	<b>---</b>

## PLAYOFFS

2019	Philadelphia	1/0	1	1	0	0	0.0	0	0	--	0	0	0	0	0	10	16%
<b>Totals</b>		<b>1/0</b>	<b>1</b>	<b>1</b>	<b>0</b>	<b>0</b>	<b>0.0</b>	<b>0</b>	<b>0</b>	<b>--</b>	<b>0</b>	<b>0</b>	<b>0</b>	<b>0</b>	<b>0</b>	<b>---</b>	<b>---</b>

## ADDITIONAL STATISTICS

**Special Teams Tackles:** 26 - 2021 (4), 2020 (8), 2019 (14) **Postseason Special Teams Tackles:** 1 - 2019 (1) **Blocked Punts:** 1 - 2021 (1)

## CAREER HIGHS

<b>Tackles</b>	14	11/7/21 vs. LAC
<b>Sacks</b>	1.0	2x, last: 12/7/20 at GB
<b>INTs</b>	1	1/3/21 vs. Was.
<b>PDs</b>	1	2x, last: 11/14/21 at Den.
<b>FFs</b>	1	2x, last: 11/1/20 vs. Dal.
<b>FRs</b>	--	---

**First job:** Golf course for two days ... **Surprisingly good at:** Golf, video games ... **Biggest pet peeve:** When people don't take off their shoes ... **If he could play another sport, what position/team:** Shortstop or center field, Chicago Cubs ... **Favorite meal:** Italian food, fettuccine ... **Favorite athlete growing up:** Brian Urlacher ... **Moment left starstruck:** "Coming into the NFL and being around guys you played with in Madden."



## 2021 SEASON - EAGLES

- ▶ Posted a career-high 13 tackles (8 solo) and 2 TFLs in the 44-6 win at Det. (10/31/21)
- ▶ Named **NFC Special Teams Player of the Week** after blocking a punt by Panthers P **Joseph Charlton** late in the fourth quarter to set up the game-winning drive in the 21-18 win at Car. (10/10/21) ... Is the first Eagle to receive NFC Special Teams Player of the Week honors since **Kenjon Barner** in week 5 of 2017 ... His block was the first blocked punt by an Eagles player since **Kamu Grugier-Hill** blocked a punt from Giants P **Brad Wing** on 12/17/17 at NYG ... The last time the Eagles blocked a punt in the fourth quarter was by **Steven Means**, who blocked a punt by Cowboys P **Chris Jones** on 1/1/17 vs. Dal. ... Also recorded 4 tackles (2 solo)
- ▶ Registered 3 tackles (2 solo) and also sacked Cowboys QB **Dak Prescott** in the fourth quarter at Dal. (9/27/21)

## 2020 SEASON - EAGLES

- ▶ Posted 65 tackles (44 solo), 5 TFLs, 2.0 sacks, 2 FFs and 1 INT
- ▶ Recorded his first career INT vs. Was. (1/3/21)
- ▶ Tallied a career-high 11 tackles (6 solo) at NYG (11/15/20)
- ▶ Strip-sacked Cowboys QB **Ben DiNucci** for his first career sack vs. Dal. (11/1/20) ... Forced a fumble that was picked up by **Rodney McLeod** and returned 53 yards for a TD

## 2019 SEASON - EAGLES

- ▶ Totaled 19 tackles (11 solo) on defense and a team-high 14 special teams tackles, which are the most by an Eagles rookie since **Moise Fokou** in 2009 (20) ... Also ranked 2nd on the team in special teams snaps (334, 74%), behind **Nathan Gerry** (335, 74%)

## COLLEGE HIGHLIGHTS

- ▶ His 52 starts during his four-year career at Wisconsin were the 2nd-most in school history and 5th-most by a Big Ten player ... Made 367 tackles and led the Badgers in tackles three times (2015, '16, '18) ... Logged 37.5 TFLs, 10 INTs (most ever by a Wisconsin LB) and 8.0 sacks ... A member of a Badgers senior class that went 42-12 (.778), including a 27-8 (.771) mark in Big Ten play and an undefeated 4-0 record in bowl games



## 2021 GAME-BY-GAME STATISTICS (PHI)

Date	Opp	GP/S	Tot	Solo	Sk	Int	PD	FF	FR	Snap	Pct
Sep 12	at Atl	W	1/1	4	0	0.0	0	0	0	29	40%
Sep 19	SF	L	1/1	6	3	0.0	0	0	0	21	30%
Sep 27	at Dal	L	1/1	3	2	1.0	0	0	0	31	40%
Oct 3	KC	L	1/0	2	1	0.0	0	0	0	17	25%
Oct 10	at Car	W	1/0	4	2	0.0	0	0	0	16	23%
Oct 14	TB	L	1/1	4	3	0.0	0	0	0	24	32%
Oct 24	at LV	L	1/1	5	1	0.0	0	0	0	27	41%
Oct 31	at Det	W	1/1	13	8	0.0	0	0	0	41	66%
Nov 7	LAC	L	1/1	14	5	0.0	0	0	0	66	96%
Nov 14	at Den	W	1/1	7	5	0.0	0	1	0	54	93#
Nov 21	NO										
Nov 28	at NYG										
Dec 5	at NYJ										
TBD	Was										
Dec 26	NYG										
Jan 2	at Was										
Jan 9	Dal										
<b>Totals</b>			<b>10/8</b>	<b>62</b>	<b>30</b>	<b>1.0</b>	<b>0</b>	<b>1</b>	<b>0</b>	<b>326</b>	<b>47%</b>

## 2019 GAME-BY-GAME STATISTICS (PHI)

Date	Opp	GP/S	Tot	Solo	Sk	Int	PD	FF	FR	Snap	Pct
Sep 8	Was	W	1/0	0	0	0.0	0	0	0	0	0%
Sep 15	at Atl	L	1/0	0	0	0.0	0	0	0	0	0%
Sep 22	Det	L	1/0	0	0	0.0	0	0	0	0	0%
Sep 26	at GB	W	1/0	0	0	0.0	0	0	0	0	0%
Oct 6	NYJ	W	1/0	0	0	0.0	0	0	0	2	3%
Oct 13	at Min	L	1/0	0	0	0.0	0	0	0	10	14%
Oct 20	at Dal	L	1/0	2	1	0.0	0	0	0	22	31%
Oct 27	at Buf	W	1/1	2	2	0.0	0	0	0	15	24%
Nov 3	Chi	W	1/1	6	3	0.0	0	0	0	17	38%
Nov 17	NE	L	1/0	1	1	0.0	0	0	0	11	15%
Nov 24	Sea	L	1/0	1	0	0.0	0	0	0	2	3%
Dec 1	at Mia	L	1/0	0	0	0.0	0	0	0	4	6%
Dec 9	NYG	W	1/1	1	1	0.0	0	0	0	7	13%
Dec 15	at Was	W	1/0	2	2	0.0	0	0	0	8	15%
Dec 22	Dal	W	1/1	3	1	0.0	0	0	0	11	18%
Dec 29	at NYG	W	1/0	1	0	0.0	0	0	0	6	8%
<b>Totals</b>			<b>16/4</b>	<b>19</b>	<b>11</b>	<b>0.0</b>	<b>0</b>	<b>0</b>	<b>0</b>	<b>115</b>	<b>11%</b>
<b>PLAYOFFS</b>											
Jan 5	Sea	L	1/0	1	1	0.0	0	0	0	10	16%
<b>Totals</b>			<b>1/0</b>	<b>1</b>	<b>1</b>	<b>0.0</b>	<b>0</b>	<b>0</b>	<b>0</b>	<b>---</b>	<b>---</b>

## 2020 GAME-BY-GAME STATISTICS (PHI)

Date	Opp	GP/S	Tot	Solo	Sk	Int	PD	FF	FR	Snap	Pct
Sep 13	at Was	L	1/1	3	1	0.0	0	0	0	20	29%
Sep 20	LAR	L	1/1	5	4	0.0	0	0	1	29	42%
Sep 27	Cin	T	1/1	4	3	0.0	0	0	0	51	71%
Oct 4	at SF	W	1/1	3	3	0.0	0	0	0	18	25%
Oct 11	at Pit	L	0/0	RESERVE/INJURED							
Oct 18	Bal	L	0/0	RESERVE/INJURED							
Oct 22	NYG	W	0/0	RESERVE/INJURED							
Nov 1	Dal	W	1/1	9	6	1.0	0	0	1	62	78%
Nov 15	at NYG	L	1/1	11	6	0.0	0	0	0	53	75%
Nov 22	at Cle	L	1/1	8	6	0.0	0	0	0	47	70%
Nov 30	Sea	L	1/1	6	5	0.0	0	0	0	49	73%
Dec 6	at GB	L	1/1	2	2	1.0	0	0	0	21	34%
Dec 13	NO	W	0/0	INACTIVE							
Dec 20	at Ari	L	1/1	2	1	0.0	0	0	0	20	29%
Dec 27	at Dal	L	1/1	6	4	0.0	0	0	0	63	90%
Jan 3	Was	L	1/1	7	3	0.0	1	1	0	57	90%
<b>Totals</b>			<b>12/12</b>	<b>65</b>	<b>44</b>	<b>2.0</b>	<b>1</b>	<b>1</b>	<b>2</b>	<b>490</b>	<b>45%</b>



- Named an All-American and Butkus Award finalist in 2017 ... Earned All-Big Ten honors from 2016-18 ... Voted the 2016 Good-year Cotton Bowl Classic Defensive MVP ... Received Freshman All-America and Big Ten All-Freshman honors in 2015

### BIRDSEED

- Earned a bachelor's degree in life sciences communication
- Attended Lakes Community (IL) High School, where he received all-state honors as a junior and senior ... Also lettered four years in basketball and two years in baseball
- Is the son of Cathy and Vince Edwards ... His brother, Lee Chiakas, played rugby at Southern Illinois from 2006-08

### TRANSACTIONS

- **10/31/20** - Activated from Reserve/Injured ... **10/8/20** - Placed on Reserve/Injured ... **2020** - Signed by PHI as UDFA



# JAKE ELLIOTT

KICKER | 4



**Height:** 5-9 **Weight:** 167 **DOB:** Jan. 21, 1995 (Age 26)

**NFL Experience:** 5th Year (5th with Eagles) **Draft:** D5a-17 (153rd overall) by CIN **Acquired:** PS-Cin-17

**College:** Memphis **Hometown (HS):** La Grange, IL (Lyons Township)

**Super Bowl Champion: 2017 (LII)**

## CAREER STATISTICS

Year	Team	GP	FG-FGA	Pct	0-19	20-29	30-39	40-49	50+	Lg	XP-XPA	Pct	Pts	KO	TB
2017	Philadelphia	15	26-31	83.9	0-0	5-5	4-7	12-13	5-6	61	39-42	92.9	117	83	42
2018	Philadelphia	16	26-31	83.9	0-0	7-7	10-11	7-8	2-5	56	33-35	94.3	111	81	57
2019	Philadelphia	16	22-26	84.6	0-0	7-7	8-8	5-7	2-4	53	35-37	94.6	101	79	52
2020	Philadelphia	16	14-19	73.7	0-0	1-3	6-6	5-5	2-5	54	24-26	92.3	66	70	46
2021	Philadelphia	10	14-16	87.5	0-0	5-5	3-3	4-6	2-2	58	25-25	100.0	67	51	34
<b>Totals</b>		<b>73</b>	<b>102-123</b>	<b>82.9</b>	<b>0-0</b>	<b>25-27</b>	<b>31-35</b>	<b>33-39</b>	<b>13-22</b>	<b>61</b>	<b>156-165</b>	<b>94.5</b>	<b>462</b>	<b>364</b>	<b>231</b>

## PLAYOFFS

2017	Philadelphia	3	7-7	100.0	0-0	2-2	2-2	2-2	1-1	53	7-9	77.8	28	19	13
2018	Philadelphia	2	1-1	100.0	0-0	0-0	0-0	1-1	0-0	43	3-3	100.0	6	7	2
2019	Philadelphia	1	3-3	100.0	0-0	1-1	1-1	1-1	0-0	46	0-0	---	9	4	1
<b>Totals</b>		<b>6</b>	<b>11-11</b>	<b>100.0</b>	<b>0-0</b>	<b>3-3</b>	<b>3-3</b>	<b>4-4</b>	<b>1-1</b>	<b>53</b>	<b>10-12</b>	<b>83.3</b>	<b>43</b>	<b>30</b>	<b>16</b>

## ADDITIONAL STATISTICS

**Successful Onside Kick:** 1 - 2017 (1)

## CAREER HIGHS

<b>Points</b>	14	2x, last: 10/31/21 at Det.
<b>FGs</b>	4	10/1/17 at LAC
<b>FG Attempts</b>	4	2x, last: 12/1/19 at Mia.
<b>Longest FG</b>	61	9/24/17 vs. NYG
<b>Longest Attempt</b>	61	9/24/17 vs. NYG
<b>PATs</b>	6	11/5/17 vs. Den.

**Hobbies:** Golf ... **First job:** Tennis instructor ... **If he could play another sport, what position/team:** Shortstop, Chicago Cubs ... **Player he models his game after:** Stephen Gostkowski ... **Favorite meal:** Deep dish pizza ... **Favorite quote:** "Success isn't owned. It's rented, and rent is due every day."

## CAREER HIGHLIGHTS

- ▶ Kicked a game-winning, 61-yard FG (franchise record and NFL rookie record) as time expired in the 27-24 win vs. NYG (9/24/17) ... The 61-yarder is tied for the 12th-longest FG in NFL history (also tied for the 4th-longest game-ending FG in league history)
- ▶ Connected on the longest playoff FG (53 yards) in Eagles history in the 15-10 win vs. Atl. (1/13/18) in the 2017 Divisional Round
- ▶ Recorded the two longest FGs (43 and 46 yards) ever by an NFL rookie in Super Bowl history during Philadelphia's 41-33 victory against New England in **Super Bowl LII**
- ▶ Finished his rookie campaign in 2017 with the most 50+ yard FGs (5) in single-season team history

## NOTES TO KNOW

- ▶ His 102 career FGs are the 2nd-most in team history, trailing only **David Akers** (294, 1999-2010) ... Ranks 6th on the Eagles' all-time scoring list with 462 career points, behind Akers (1,323), **Bobby Walston** (881, 1951-62), **Sam Baker** (475, 1964-69), **Harold Carmichael** (474, 1971-83) and **Steve Van Buren** (464, 1944-51)
- ▶ Has connected on the 2nd-most 50+ yard FGs (14) in franchise history (including playoffs), behind **David Akers** (16)

## 2021 SEASON - EAGLES

- ▶ Posted 12 points at Den. (11/14/21), including 3 FGs (30, 52 and 23 yards) and 3 PATs
- ▶ Connected on 3-of-3 FGs as well as 5-of-5 PATs to tie his career-high in points (14) in the win at Det (10/31/21)
- ▶ Knocked in 2 FGs, including a 58-yard FG at the end of the first half to cut the deficit to 15-6 at Car. (10/10/21) ... The 58-yarder was the 2nd-longest of his career (61 yards on 9/24/17 vs. NYG) and the 3rd-longest in franchise history



## 2021 GAME-BY-GAME STATISTICS (PHILADELPHIA)

Date	Opp		FG-FGA	Pct	0-19	20-29	30-39	40-49	50+	Lg	XP-XPA	Pct	Pts	Kick by Kick
Sep 12	at Atl	W	1-1	100.0	0-0	0-0	0-0	1-1	0-0	43	3-3	100.0	6	(43)
Sep 19	SF	L	1-2	50.0	0-0	0-0	0-0	1-2	0-0	45	0-0	---	3	(45), 47B
Sep 27	at Dal	L	0-0	---	0-0	0-0	0-0	0-0	0-0	---	3-3	100.0	3	---
Oct 3	KC	L	3-3	100.0	0-0	2-2	1-1	0-0	0-0	31	3-3	100.0	12	(29), (25), (31)
Oct 10	at Car	W	2-2	100.0	0-0	0-0	1-1	0-0	1-1	58	1-1	100.0	7	(30), (58)
Oct 14	TB	L	0-1	0.0	0-0	0-0	0-0	0-1	0-0	---	2-2	100.0	2	46WR
Oct 24	at LV	L	0-0	---	0-0	0-0	0-0	0-0	0-0	---	2-2	100.0	2	---
Oct 31	at Det	W	3-3	100.0	0-0	1-1	0-0	2-2	0-0	43	5-5	100.0	14	(43), (26), (41)
Nov 7	LAC	L	1-1	100.0	0-0	1-1	0-0	0-0	0-0	24	3-3	100.0	6	(24)
Nov 14	at Den	W	3-3	100.0	0-0	1-1	1-1	0-0	1-1	52	3-3	100.0	12	(30), (52), (23)
Nov 21	NO													
Nov 28	at NYG													
Dec 5	at NYJ													
TBD	Was													
Dec 26	NYG													
Jan 2	at Was													
Jan 9	Dal													
<b>Totals</b>			<b>14-16</b>	<b>87.5</b>	<b>0-0</b>	<b>5-5</b>	<b>3-3</b>	<b>4-6</b>	<b>2-2</b>	<b>58</b>	<b>25-25</b>	<b>100.0</b>	<b>62</b>	<b>---</b>

- ▶ Totaled 12 points vs. KC (10/3/21), including 3 FGs (29, 25 and 31 yards) and 3 PATs ... Tied for his 4th-most points in a single game (most since a 12-point effort on 12/16/18 at L.A. Rams)

### 2020 SEASON - EAGLES

- ▶ Connected on 14-of-19 (73.7%) FG attempts as well as 24-of-26 (92.3%) PATs to combine for 66 total points

### 2019 SEASON - EAGLES

- ▶ Finished the regular season with career highs in FG percentage (84.6%) and XP percentage (94.6%) ... Also recorded 100+ points (101) for the third consecutive season
- ▶ Registered a postseason career-high-tying 3 FGs (46, 26 and 38 yards) in the Wild Card round vs. Sea. (1/5/19)
- ▶ Kicked the game-winning FG in the division-clinching victory at NYG (12/29/19) ... Posted a 50-yard FG to break a 17-17 tie in the fourth quarter of the eventual 34-17 win
- ▶ Connected on a career-best 20 consecutive FGs from 12/23/18-12/1/19, which marked the 2nd-longest streak in Eagles history, trailing only **Alex Henery** in 2012 (22) ... Became the first kicker in team history to start a season with 16 straight FGs

### 2018 SEASON - EAGLES

- ▶ Produced a career-high-tying 26 FGs (also 2017) and totaled his second straight season with at least 100 points (111)
- ▶ With 0:03 remaining and the Eagles trailing 29-30, kicked the game-winning, 35-yard FG as time expired to save the team's playoff hopes in a 32-30 victory vs. Hou. (12/23/18)
- ▶ Completed 2-of-2 FG attempts vs. Dal. (11/11/18), including a 56-yard FG that cut the Eagles' deficit to 6-3 in the second quarter ... The 56-yarder was the 3rd-longest FG of his career (61 yards on 9/24/17 vs. NYG) and the 5th-longest in franchise history

### 2017 SEASON - EAGLES

- ▶ Posted career highs in FGs (26) and points (117) ... Also finished with the most 50+ yard FGs (5) in single-season team history and tied **David Akers** in 2004 for the most 40+ yard FGs (17)

## LONGEST FIELD GOALS

Date	Opponent	Yds
9/24/17	vs. New York Giants (W, 27-24)	61
10/10/21	at Carolina Panthers (W, 21-18)	58
11/11/18	vs. Dallas Cowboys (L, 20-27)	56
9/27/20	vs. Cincinnati Bengals (T, 23-23)	54
10/13/19	at Minnesota Vikings (L, 20-38)	53
1/13/18	vs. Atlanta Falcons (Div.) (W, 15-10)	53
10/1/17	at Los Angeles Chargers (W, 26-24)	53
11/14/21	at Denver Broncos (W, 30-13)	52
12/6/20	at Green Bay Packers (L, 16-30)	52
12/16/18	at Los Angeles Rams (W, 30-23)	51
10/29/17	vs. San Francisco 49ers (W, 33-10)	51
12/29/19	at New York Giants (W, 34-17)	50
10/23/17	vs. Washington (W, 34-24)	50
10/12/17	at Carolina Panthers (W, 28-23)	50





## 2020 GAME-BY-GAME STATISTICS (PHILADELPHIA)

Date	Opp		FG-FGA	Pct	0-19	20-29	30-39	40-49	50+	Lg	XP-XPA	Pct	Pts	Kick by Kick
Sep 13	at Was	L	1-2	50.0	0-0	0-0	1-1	0-0	0-1	38	2-2	100.0	5	(38), 53SH
Sep 20	LAR	L	2-2	100.0	0-0	0-0	2-2	0-0	0-0	38	1-1	100.0	7	(38), (33)
Sep 27	Cin	T	3-3	100.0	0-0	1-1	0-0	1-1	1-1	54	2-2	100.0	11	(27), (42), (54)
Oct 4	at SF	W	1-1	100.0	0-0	0-0	1-1	0-0	0-0	35	2-2	100.0	5	(35)
Oct 11	at Pit	L	0-1	0.0	0-0	0-0	0-0	0-0	0-1	--	3-3	100.0	3	57WR
Oct 18	Bal	L	0-1	0.0	0-0	0-0	0-0	0-0	0-1	--	0-0	---	0	52WR
Oct 22	NYG	W	1-2	50.0	0-0	0-1	1-1	0-0	0-0	31	1-1	100.0	4	(31), 29WL
Nov 1	Dal	W	0-0	---	0-0	0-0	0-0	0-0	0-0	--	1-1	100.0	1	---
Nov 15	at NYG	L	1-1	100.0	0-0	0-0	0-0	1-1	0-0	40	0-0	---	3	(40)
Nov 22	at Cle	L	1-1	100.0	0-0	0-0	0-0	1-1	0-0	43	2-2	100.0	5	(43)
Nov 30	Sea	L	1-1	100.0	0-0	0-0	0-0	1-1	0-0	42	0-1	0.0	3	(42)
Dec 6	at GB	L	1-1	100.0	0-0	0-0	0-0	0-0	1-1	52	1-2	50.0	4	(52)
Dec 13	NO	W	1-2	50.0	0-0	0-1	0-0	1-1	0-0	44	3-3	100.0	6	(44), 22LU
Dec 20	at Ari	L	0-0	---	0-0	0-0	0-0	0-0	0-0	--	2-2	100.0	2	---
Dec 27	at Dal	L	1-1	100.0	0-0	0-0	1-1	0-0	0-0	38	2-2	100.0	5	(38)
Jan 3	Was	L	0-0	---	0-0	0-0	0-0	0-0	0-0	--	2-2	100.0	2	---
<b>Totals</b>			<b>14-19</b>	<b>73.7</b>	<b>0-0</b>	<b>1-3</b>	<b>6-6</b>	<b>5-5</b>	<b>2-5</b>	<b>54</b>	<b>24-26</b>	<b>92.3</b>	<b>66</b>	<b>---</b>



- ▶ Recorded the two longest FGs (43 and 46 yards) ever by an NFL rookie in Super Bowl history during Philadelphia's 41-33 victory against New England in **Super Bowl LII** ... His 46-yarder gave the Eagles their final score, 41-33, with 1:05 remaining
- ▶ Connected on the longest playoff FG (53 yards) in Eagles history in the 15-10 win vs. Atl. (1/13/18) ... Broke the previous mark of 51 yards by **David Akers** on 1/4/09 at Minnesota
- ▶ Named **NFC Special Teams Player of the Week** after kicking a game-winning, 61-yard FG (franchise record and NFL rookie record) as time expired in the 27-24 win vs. NYG (9/24/17) ... The 61-yarder is tied for the 12th-longest FG in NFL history (also tied for the 4th-longest game-ending FG in league history)

### COLLEGE HIGHLIGHTS

- ▶ Four-time Lou Groza Award semifinalist (top collegiate place-kicker), including a finalist in 2015 ... Totaled a school-best 445 career points, topping **Stephen Gostkowski** (369) and **DeAngelo Williams** (362) ... During his four seasons at Memphis, ranked 2nd among NCAA kickers in points (445), behind **Zane Gonzalez** (492) ... Holds the school record for longest FG (56 yards) and kicked 4 of the 5 longest FGs in program history (56, 54, 53, 53)

### BIRDSEED

- ▶ Named the 2016 American Athletic Conference Football Scholar-Athlete of the Year ... Also a seven-time Dean's List student and three-time AAC All-Academic Team member
- ▶ Prepped at Lyons Township (IL) High School ... Connected on 15-of-21 FGs as a senior, as well as 43-of-44 PATs, en route to being named All-Illinois First-Team by the *Chicago Tribune*

### TRANSACTIONS

- ▶ **11/27/19** - Signed by PHI to 5-year contract extension ... **2/22/19** - Signed by PHI to 1-year contract ... **9/12/17** - Signed by PHI from CIN practice squad ... **9/3/17** - Signed by CIN to practice squad ... **9/2/17** - Waived by CIN ... **2017** - Drafted by CIN in 5th round (153rd overall)

## 2019 GAME-BY-GAME STATISTICS (PHILADELPHIA)

Date	Opp		FG-FGA	Pct	0-19	20-29	30-39	40-49	50+	Lg	XP-XPA	Pct	Pts	Kick by Kick
Sep 8	Was	W	1-1	100.0	0-0	1-1	0-0	0-0	0-0	22	3-3	100.0	6	(22)
Sep 15	at Atl	L	2-2	100.0	0-0	0-0	1-1	1-1	0-0	41	0-0	---	6	(34), (41)
Sep 22	Det	L	1-1	100.0	0-0	1-1	0-0	0-0	0-0	25	3-3	100.0	6	(25)
Sep 26	at GB	W	0-0	---	0-0	0-0	0-0	0-0	0-0	--	4-4	100.0	4	---
Oct 6	NYJ	W	1-1	100.0	0-0	1-1	0-0	0-0	0-0	28	4-4	100.0	7	(28)
Oct 13	at Min	L	2-2	100.0	0-0	0-0	0-0	1-1	1-1	53	2-2	100.0	8	(53), (40)
Oct 20	at Dal	L	1-1	100.0	0-0	0-0	1-1	0-0	0-0	38	1-1	100.0	4	(38)
Oct 27	at Buf	W	1-1	100.0	0-0	0-0	1-1	0-0	0-0	37	2-3	66.7	5	(37)
Nov 3	Chi	W	3-3	100.0	0-0	2-2	1-1	0-0	0-0	38	1-2	50.0	10	(28), (28), (38)
Nov 17	NE	L	1-1	100.0	0-0	0-0	0-0	1-1	0-0	42	1-1	100.0	4	(42)
Nov 24	Sea	L	1-1	100.0	0-0	1-1	0-0	0-0	0-0	28	0-0	---	3	(28)
Dec 1	at Mia	L	3-4	75.0	0-0	0-0	1-1	2-3	0-0	48	2-2	100.0	11	(48), (43), 49WL, (37)
Dec 9	NYG	W	1-2	50.0	0-0	0-0	1-1	0-1	0-0	34	2-2	100.0	5	(34), 47WL
Dec 15	at Was	W	1-1	100.0	0-0	1-1	0-0	0-0	0-0	25	4-4	100.0	7	(25)
Dec 22	Dal	W	1-3	33.3	0-0	0-0	1-1	0-0	0-2	36	2-2	100.0	5	(36), 53WR, 55WL
Dec 29	at NYG	W	2-2	100.0	0-0	0-0	1-1	0-0	1-1	50	4-4	100.0	10	(31), (50)
<b>Totals</b>			<b>22-26</b>	<b>84.6</b>	<b>0-0</b>	<b>7-7</b>	<b>8-8</b>	<b>5-7</b>	<b>2-4</b>	<b>53</b>	<b>35-37</b>	<b>94.6</b>	<b>101</b>	<b>---</b>
<b>PLAYOFFS</b>														
Jan 5	Sea	L	3-3	100.0	0-0	1-1	1-1	1-1	0-0	46	0-0	---	9	(46), (26), (38)
<b>Totals</b>			<b>3-3</b>	<b>100.0</b>	<b>0-0</b>	<b>1-1</b>	<b>1-1</b>	<b>1-1</b>	<b>0-0</b>	<b>46</b>	<b>0-0</b>	<b>---</b>	<b>9</b>	<b>---</b>

## 2018 GAME-BY-GAME STATISTICS (PHILADELPHIA)

Date	Opp		FG-FGA	Pct	0-19	20-29	30-39	40-49	50+	Lg	XP-XPA	Pct	Pts	Kick by Kick
Sep 6	Atl	W	1-1	100.0	0-0	1-1	0-0	0-0	0-0	26	1-1	100.0	4	(26)
Sep 16	at TB	L	0-1	0.0	0-0	0-0	0-0	0-1	0-0	--	3-3	100.0	3	42RU
Sep 23	Ind	W	2-3	66.7	0-0	1-1	1-1	0-0	0-1	33	2-2	100.0	8	55WL, (33), (24)
Sep 30	at Ten	L	3-3	100.0	0-0	1-1	2-2	0-0	0-0	37	2-2	100.0	11	(27), (30), (37)
Oct 7	Min	L	2-2	100.0	0-0	1-1	1-1	0-0	0-0	30	1-1	100.0	7	(30), (28)
Oct 11	at NYG	W	2-3	66.7	0-0	0-0	2-2	0-0	0-1	33	4-4	100.0	10	(33), 54WR, (30)
Oct 21	Car	L	1-2	50.0	0-0	0-0	0-1	1-1	0-0	46	2-2	100.0	5	36WR, (46)
Oct 28	at Jax	W	1-1	100.0	0-0	0-0	1-1	0-0	0-0	31	3-3	100.0	6	(31)
Nov 11	Dal	L	2-2	100.0	0-0	1-1	0-0	0-0	1-1	56	2-2	100.0	8	(56), (26)
Nov 18	at NO	L	0-0	---	0-0	0-0	0-0	0-0	0-0	--	1-1	100.0	1	---
Nov 25	NYG	W	3-3	100.0	0-0	1-1	0-0	2-2	0-0	43	0-0	---	9	(42), (28), (43)
Dec 3	Was	W	2-2	100.0	0-0	0-0	0-0	2-2	0-0	46	2-2	100.0	8	(46), (44)
Dec 9	at Dal	L	1-1	100.0	0-0	1-1	0-0	0-0	0-0	26	2-3	66.7	5	(26)
Dec 16	at LAR	W	3-4	75.0	0-0	0-0	1-1	1-1	1-2	51	3-3	100.0	12	(51), (34), (40), 53WR
Dec 23	Hou	W	2-2	100.0	0-0	0-0	1-1	1-1	0-0	47	2-3	66.7	8	(47), (35)
Dec 30	at Was	W	1-1	100.0	0-0	0-0	1-1	0-0	0-0	33	3-3	100.0	6	(33)
<b>Totals</b>			<b>26-31</b>	<b>83.9</b>	<b>0-0</b>	<b>7-7</b>	<b>10-11</b>	<b>7-8</b>	<b>2-5</b>	<b>56</b>	<b>33-35</b>	<b>94.3</b>	<b>111</b>	<b>---</b>
<b>PLAYOFFS</b>														
Jan 6	at Chi	W	1-1	100.0	0-0	0-0	0-0	1-1	0-0	43	1-1	100.0	4	(43)
Jan 13	at NO	L	0-0	---	0-0	0-0	0-0	0-0	0-0	--	2-2	100.0	2	---
<b>Totals</b>			<b>1-1</b>	<b>100.0</b>	<b>0-0</b>	<b>0-0</b>	<b>0-0</b>	<b>1-1</b>	<b>0-0</b>	<b>43</b>	<b>3-3</b>	<b>100.0</b>	<b>6</b>	<b>---</b>

## 2017 GAME-BY-GAME STATISTICS (PHILADELPHIA)

Date	Opp		FG-FGA	Pct	0-19	20-29	30-39	40-49	50+	Lg	XP-XPA	Pct	Pts	Kick by Kick
SIGNED BY EAGLES FROM BENGALS PRACTICE SQUAD (9/12/17)														
Sep 17	at KC	L	2-3	66.7	0-0	0-0	1-2	1-1	0-0	40	2-2	100.0	8	(34), 30WL, (40)
Sep 24	NYG	W	2-3	66.7	0-0	0-0	0-0	1-1	1-2	61	3-3	100.0	9	52WL, (46), (61)
Oct 1	at LAC	W	4-4	100.0	0-0	0-0	0-0	3-3	1-1	53	2-2	100.0	14	(45), (40), (53), (47)
Oct 8	Ari	W	2-2	100.0	0-0	1-1	1-1	0-0	0-0	36	4-4	100.0	10	(36), (28)
Oct 12	at Car	W	2-2	100.0	0-0	0-0	0-0	1-1	1-1	50	2-2	100.0	8	(50), (48)
Oct 23	Was	W	2-3	66.7	0-0	0-0	0-0	1-2	1-1	50	4-4	100.0	10	(50), (42), 45RU
Oct 29	SF	W	2-2	100.0	0-0	0-0	0-0	1-1	1-1	51	1-3	33.3	7	(40), (51)
Nov 5	Den	W	1-1	100.0	0-0	0-0	0-0	1-1	0-0	45	6-7	85.7	9	(45)
Nov 19	at Dal	W	0-1	0.0	0-0	0-0	0-1	0-0	0-0	--	1-1	100.0	1	34WR
Nov 26	Chi	W	1-1	100.0	0-0	0-0	0-0	1-1	0-0	45	4-4	100.0	7	(45)
Dec 3	at Sea	L	1-1	100.0	0-0	1-1	0-0	0-0	0-0	26	1-1	100.0	4	(26)
Dec 10	at LAR	W	3-3	100.0	0-0	1-1	1-1	1-1	0-0	41	4-4	100.0	13	(22), (41), (33)
Dec 17	at NYG	W	2-2	100.0	0-0	2-2	0-0	0-0	0-0	28	4-4	100.0	10	(28), (20)
Dec 25	Oak	W	2-3	66.7	0-0	0-0	1-2	1-1	0-0	48	1-1	100.0	7	33WR, (35), (48)
Dec 31	Dal	L	0-0	---	0-0	0-0	0-0	0-0	0-0	--	0-0	---	0	---
<b>Totals</b>			<b>26-31</b>	<b>83.9</b>	<b>0-0</b>	<b>5-5</b>	<b>4-7</b>	<b>12-13</b>	<b>5-6</b>	<b>61</b>	<b>39-42</b>	<b>92.9</b>	<b>117</b>	<b>---</b>
PLAYOFFS														
Jan 13	Atl	W	3-3	100.0	0-0	1-1	1-1	0-0	1-1	53	0-1	0.0	9	(53), (37), (21)
Jan 21	Min	W	1-1	100.0	0-0	0-0	1-1	0-0	0-0	38	5-5	100.0	8	(38)
Feb 4	at NE	W	3-3	100.0	0-0	1-1	0-0	2-2	0-0	46	2-3	66.7	11	(25), (42), (46)
<b>Totals</b>			<b>7-7</b>	<b>100.0</b>	<b>0-0</b>	<b>2-2</b>	<b>2-2</b>	<b>2-2</b>	<b>1-1</b>	<b>53</b>	<b>7-9</b>	<b>77.8</b>	<b>28</b>	<b>---</b>





# MARCUS EPPS

SAFETY | 22



**Height:** 6-0 **Weight:** 191 **DOB:** Jan. 27, 1996 (Age 25)

**NFL Experience:** 3rd Year (3rd with Eagles) **Draft:** D6b-19 (191st overall) by MIN **Acquired:** W-Min-19

**College:** Wyoming **Hometown (HS):** Huntington Beach, CA (Edison)

## CAREER STATISTICS

Year	Team	GP/S	TACKLES					PASS DEFENSE					FUMBLES			DEF SNAPS	
			Total	Solo	Asst	TFL	Sacks	Int	Yds	Lg	TD	PD	FF	FR	Yds	No	Pct
2019	Minnesota	8/0	1	1	0	0	0.0	0	0	--	0	0	0	0	0	12	2%
	Philadelphia	7/0	8	6	2	0	0.0	0	0	--	0	0	0	0	0	99	10%
	<i>Totals</i>	<i>15/0</i>	<i>9</i>	<i>7</i>	<i>2</i>	<i>0</i>	<i>0.0</i>	<i>0</i>	<i>0</i>	<i>--</i>	<i>0</i>	<i>0</i>	<i>0</i>	<i>0</i>	<i>0</i>	<i>---</i>	<i>---</i>
2020	Philadelphia	14/5	49	37	12	0	0.0	2	0	0	0	6	0	0	0	363	33%
2021	Philadelphia	10/3	44	28	16	0	0.0	0	0	--	0	3	0	0	0	352	51%
<b>Totals</b>		<b>39/8</b>	<b>103</b>	<b>73</b>	<b>30</b>	<b>0</b>	<b>0.0</b>	<b>2</b>	<b>0</b>	<b>0</b>	<b>0</b>	<b>9</b>	<b>0</b>	<b>0</b>	<b>0</b>	<b>---</b>	<b>---</b>

## PLAYOFFS

2019	Philadelphia	1/0	0	0	0	0	0.0	0	0	--	0	0	0	0	0	13	20%
<b>Totals</b>		<b>1/0</b>	<b>0</b>	<b>0</b>	<b>0</b>	<b>0</b>	<b>0.0</b>	<b>0</b>	<b>0</b>	<b>--</b>	<b>0</b>	<b>0</b>	<b>0</b>	<b>0</b>	<b>0</b>	<b>---</b>	<b>---</b>

## ADDITIONAL STATISTICS

**Special Teams Tackles:** 14 - 2021 (2), 2020 (11), 2019 (1)

## CAREER HIGHS

<b>Tackles</b>	11	2x, last: 10/24/21 at LV
<b>Sacks</b>	--	---
<b>INTs</b>	1	2x, last: 1/3/21 vs. Was.
<b>PDs</b>	3	12/20/20 at Ari.
<b>FFs</b>	--	---
<b>FRs</b>	--	---

**First job:** "Helping my grandma around the office. She was a lawyer." ... **Bucket list:** Traveling around Europe ... **Biggest pet peeve:** When people chew with their mouth open ... **If he could play another sport:** Baseball ... **Favorite meal:** Mexican food, burrito ... **Favorite music/artists:** "Rap, hip-hop, Nipsey Hussle, Kendrick Lamar - West Coast guys." ... **Favorite athletes growing up:** Troy Polamalu and LeBron James ... **Moment left star-struck:** "Any time I saw a pro athlete when I was younger."

## 2021 SEASON - EAGLES

- ▶ Tied his career-high in tackles (11) at LV (10/24/21)

## 2020 SEASON - EAGLES

- ▶ Produced 49 tackles (37 solo), 6 PDs and 2 INTs in a career-high 363 defensive snaps (33%), including five starts ... Also tallied a career-high 11 special teams tackles
- ▶ Intercepted QB **Alex Smith** vs. Was. (1/3/21)
- ▶ Posted a career-high 11 tackles (7 solo) at Dal. (12/27/20)
- ▶ Registered his first career INT when he picked off Cardinals QB **Kyler Murray** in the end zone at Ari. (12/20/20) ... Also added 7 tackles (6 solo) and a career-high 3 PDs

## 2019 SEASON - VIKINGS & EAGLES

- ▶ Saw action in 15 games between Minnesota and Philadelphia as a rookie, totaling 9 tackles (7 solo) ... With the Eagles, recorded 8 tackles (6 solo) in 99 defensive snaps (10%)

## COLLEGE HIGHLIGHTS

- ▶ Started 50 career games at Wyoming after originally joining the team as a walk-on ... Voted a team captain during the 2016-18 seasons ... Finished with 325 tackles, 31 PDs and 9 INTs

## BIRDSEED

- ▶ Prepped at Edison (CA) High School, where he played on both sides of the ball ... As a senior in 2014, recorded 3 INTs on defense and hauled in 20 catches for 283 yards

## TRANSACTIONS

- ▶ **11/18/20** - Activated from Reserve/COVID-19 ... **11/5/20** - Placed on Reserve/COVID-19 ... **11/7/19** - Claimed off waivers by PHI ... **11/6/19** - Waived by MIN ... **2019** - Drafted by MIN in 6th round (191st overall)



## 2021 GAME-BY-GAME STATISTICS (PHI)

Date	Opp	GP/S	Tot	Solo	Sk	Int	PD	FF	FR	Snap	Pct
Sep 12	at Atl	W	1/1	2	1	0.0	0	0	0	8	11%
Sep 19	SF	L	1/0	2	1	0.0	0	0	0	32	46%
Sep 27	at Dal	L	1/0	4	2	0.0	0	1	0	67	87%
Oct 3	KC	L	1/0	2	2	0.0	0	0	0	19	28%
Oct 10	at Car	W	1/0	8	5	0.0	0	0	0	20	28%
Oct 14	TB	L	1/0	3	2	0.0	0	0	0	32	43%
Oct 24	at LV	L	1/1	11	5	0.0	0	0	0	66	100%
Oct 31	at Det	W	1/1	9	7	0.0	0	1	0	62	100%
Nov 7	LAC	L	1/0	2	2	0.0	0	0	0	26	38%
Nov 14	at Den	W	1/0	1	1	0.0	0	1	0	20	34%
Nov 21	NO										
Nov 28	at NYG										
Dec 5	at NYJ										
TBD	Was										
Dec 26	NYG										
Jan 2	at Was										
Jan 9	Dal										
<b>Totals</b>			<b>10/3</b>	<b>44</b>	<b>28</b>	<b>0.0</b>	<b>0</b>	<b>3</b>	<b>0</b>	<b>352</b>	<b>51%</b>

## 2020 GAME-BY-GAME STATISTICS (PHI)

Date	Opp	GP/S	Tot	Solo	Sk	Int	PD	FF	FR	Snap	Pct
Sep 13	at Was	L	1/0	1	1	0.0	0	0	0	3	4%
Sep 20	LAR	L	1/1	4	4	0.0	0	0	0	16	23%
Sep 27	Cin	T	1/0	0	0	0.0	0	1	0	8	11%
Oct 4	at SF	W	1/0	8	7	0.0	0	0	0	44	60%
Oct 11	at Pit	L	1/1	6	3	0.0	0	1	0	54	72%
Oct 18	Bal	L	0/0	INACTIVE							
Oct 22	NYG	W	1/0	0	0	0.0	0	0	0	0	0%
Nov 1	Dal	W	1/0	3	2	0.0	0	0	0	16	20%
Nov 15	at NYG	L	0/0	RESERVE/COVID-19							
Nov 22	at Cle	L	1/0	0	0	0.0	0	0	0	2	3%
Nov 30	Sea	L	1/0	1	1	0.0	0	0	0	3	4%
Dec 6	at GB	L	1/0	2	2	0.0	0	0	0	11	18%
Dec 13	NO	W	1/0	2	2	0.0	0	0	0	35	55%
Dec 20	at Ari	L	1/1	7	6	0.0	1	3	0	68	100%
Dec 27	at Dal	L	1/1	11	7	0.0	0	0	0	40	57%
Jan 3	Was	L	1/1	4	2	0.0	1	1	0	63	100%
<b>Totals</b>			<b>14/5</b>	<b>49</b>	<b>37</b>	<b>0.0</b>	<b>2</b>	<b>6</b>	<b>0</b>	<b>363</b>	<b>33%</b>

## 2019 GAME-BY-GAME STATISTICS (MIN & PHI)

Date	Opp		GP/S	Tot	Solo	Sk	Int	PD	FF	FR	Snap	Pct
Sep 8	Atl	W	1/0	0	0	0.0	0	0	0	0	1	1%
Sep 15	at GB	L	1/0	0	0	0.0	0	0	0	0	0	0%
Sep 22	Oak	W	1/0	1	1	0.0	0	0	0	0	8	14%
Sep 29	at Chi	L	1/0	0	0	0.0	0	0	0	0	0	0%
Oct 6	at NYG	W	1/0	0	0	0.0	0	0	0	0	0	0%
Oct 13	Phi	W	1/0	0	0	0.0	0	0	0	0	3	5%
Oct 20	at Det	W	1/0	0	0	0.0	0	0	0	0	0	0%
Oct 24	Was	W	1/0	0	0	0.0	0	0	0	0	0	0%
Nov 3	at KC	L	0/0	INACTIVE								
WAIVED BY VIKINGS (11/6/19); CLAIMED OFF WAIVERS BY EAGLES (11/7/19)												
Nov 17	NE	L	1/0	0	0	0.0	0	0	0	0	0	0%
Nov 24	Sea	L	1/0	0	0	0.0	0	0	0	0	2	26%
Dec 1	at Mia	L	1/0	0	0	0.0	0	0	0	0	4	6%
Dec 9	NYG	W	1/0	0	0	0.0	0	0	0	0	16	31%
Dec 15	at Was	W	1/0	2	2	0.0	0	0	0	0	13	25%
Dec 22	Dal	W	1/0	0	0	0.0	0	0	0	0	16	26%
Dec 29	at NYG	W	1/0	6	4	0.0	0	0	0	0	33	45%
Totals			15/0	9	7	0.0	0	0	0	0	---	---
PLAYOFFS												
Jan 5	Sea	L	1/0	0	0	0.0	0	0	0	0	13	20%
Totals			1/0	0	0	0.0	0	0	0	0	13	20%





# KENNETH GAINWELL

**RUNNING BACK | 14**



**Height:** 5-9 **Weight:** 200 **DOB:** March 14, 1999 (Age 22)  
**NFL Experience:** Rookie (1st with Eagles) **Draft:** D5-21 (150th overall) by PHI  
**College:** Memphis **Hometown (HS):** Yazoo City, MS (Yazoo County)

## CAREER STATISTICS

Year	Team	GP/S	RUSHING					RECEIVING					TYS	OFF SNAPS	
			Att	Yds	Avg	Lg	TD	Rec	Yds	Avg	Lg	TD		No	Pct
2021	Philadelphia	10/0	43	155	3.6	13	3	20	173	8.7	19	1	328	205	32%
<b>Totals</b>		<b>10/0</b>	<b>43</b>	<b>155</b>	<b>3.6</b>	<b>13</b>	<b>3</b>	<b>20</b>	<b>173</b>	<b>8.7</b>	<b>19</b>	<b>1</b>	<b>328</b>	---	---

## ADDITIONAL STATISTICS

**Fumbles/Lost:** 1/1 - 2021 (1/1)

## CAREER HIGHS

<b>Rush Attempts</b>	13	10/31/21 at Det.
<b>Rushing Yards</b>	37	9/12/21 at Atl.
<b>Rushing Long</b>	13	10/3/21 vs. KC
<b>Rushing TDs</b>	1	2x, last: 10/3/21 vs. KC
<b>Receptions</b>	6	10/3/21 vs. KC
<b>Receiving Yards</b>	58	10/3/21 vs. KC
<b>Receiving Long</b>	19	9/27/21 at Dal.
<b>Receiving TDs</b>	1	10/24/21 at LV
<b>Scrimmage Yards</b>	89	10/3/21 vs. KC
<b>Offensive TDs</b>	1	3x, last: 10/24/21 at LV

**Nicknames:** Kenny, Kenny G and Iceman ... **Hobbies:** Fishing ...  
**Bucket list:** Travel out of the country ... **Favorite meal:** Meat-lovers pizza ... **Favorite movie:** Spider-Man ... **Favorite TV show:** Sanford and Son, Good Times and Scooby-Doo



## NOTES TO KNOW

- ▶ Is tied for the 2nd-most rushing TDs (3) by an Eagles rookie RB in their first 10 career games, behind **Corey Clement** (4)
- ▶ Ranks 3rd among all NFL rookie RBs in receiving yards (173), trailing **Najee Harris** (317) and **Michael Carter** (306), and 4th in receptions (20), behind Harris (44), Carter (31) and **Javonte Williams** (24)

## 2021 SEASON - EAGLES

- ▶ Set career highs in rushing long (13), receptions (6), receiving yards (58), receiving long (19) and scrimmage yards (89) vs. KC (10/3/21) ... Capped off a 7-play, 56-yard drive with a 7-yard TD rush in the fourth quarter to cut the deficit to 23-28
- ▶ Recorded his first career TD on an 8-yard rush in the third quarter of the 32-6 win at Atl. (9/12/21) ... Gainwell and **DeVonta Smith** (18-yard receiving TD) became the first Eagles rookie duo to score TDs in a season opener since at least 1950

## COLLEGE HIGHLIGHTS

- ▶ Played in 18 career games (14 starts) at Memphis, totaling 2,212 all-purpose yards (1,550 rushing; 662 receiving) and 17 TDs ... Opted out of the 2020 season due to the COVID-19 pandemic
- ▶ As a redshirt freshman in 2019, helped lead the Tigers to an AAC Championship behind an FBS-leading 2,069 all-purpose yards and 1,459 rushing yards (12th nationally) ... Became just the third player in program history to register more than 2,000 all-purpose yards in a season, joining **DeAngelo Williams** from 2003-05 and **Darrell Henderson** in 2018 ... Earned FWAA Freshman of the Year, first-team FWAA Freshman All-America and *Sporting News* All-America honors ... Additionally named the AAC Rookie of the Year and was a unanimous first-team selection

## BIRDSEED

- ▶ Cousins with Eagles DT **Fletcher Cox**
- ▶ Grew up a fan of the Eagles, even before Cox was drafted ... He followed the careers of **Donovan McNabb** and **Michael Vick**
- ▶ Prepped at Yazoo County (MS) High School, leading his team to four consecutive state playoff berths ... Logged 8,412 total yards, 108 TDs and 24 games with 100+ rushing yards in his career
- ▶ Is the son of Curtis and Monica Gainwell ... His younger brother, Kory, was a teammate of his at Memphis in 2020
- ▶ Majored in criminal justice at Memphis


## TRANSACTIONS

- ▶ **2021** - Drafted by PHI in 5th round (150th overall)



## 2021 GAME-BY-GAME STATISTICS (PHILADELPHIA)

				RUSHING					RECEIVING						SNAPS	
Date	Opp		GP/S	Att	Yds	Avg	Lg	TD	Rec	Yds	Avg	Lg	TD	TYS	No	Pct
Sep 12	at Atl	W	1/0	9	37	4.1	8t	1	2	6	3.0	9	0	43	25	35%
Sep 19	SF	L	1/0	6	14	2.3	6	0	2	18	9.0	9	0	32	19	33%
Sep 27	at Dal	L	1/0	1	2	2.0	2	0	3	32	10.7	19	0	34	18	31%
Oct 3	KC	L	1/0	3	31	10.3	13	1	6	58	9.7	15	0	89	29	39%
Oct 10	at Car	W	1/0	2	16	8.0	12	0	1	8	8.0	8	0	24	16	24%
Oct 14	TB	L	1/0	0	0	---	--	0	1	1	1.0	1	0	1	12	23%
Oct 24	at LV	L	1/0	5	20	4.0	7	0	4	41	10.3	15	1	61	35	51%
Oct 31	at Det	W	1/0	13	27	2.1	8	0	0	0	---	--	0	27	20	31%
Nov 7	LAC	L	1/0	2	3	1.5	2	1	0	0	---	--	0	3	11	19%
Nov 14	at Den	W	1/0	2	5	2.5	5	0	1	9	9.0	9	0	14	20	31%
Nov 21	NO															
Nov 28	at NYG															
Dec 5	at NYJ															
TBD	Was															
Dec 26	NYG															
Jan 2	at Was															
Jan 9	Dal															
<b>Totals</b>			<b>10/0</b>	<b>43</b>	<b>155</b>	<b>3.6</b>	<b>13</b>	<b>3</b>	<b>20</b>	<b>173</b>	<b>8.7</b>	<b>19</b>	<b>1</b>	<b>328</b>	<b>205</b>	<b>32%</b>



# DALLAS GOEDERT

**TIGHT END | 88**

*(pronounced GOD-ert)*



**Height:** 6-5 **Weight:** 256 **DOB:** Jan. 3, 1995 (Age 26)

**NFL Experience:** 4th Year (4th with Eagles) **Draft:** D2-18 (49th overall) by PHI

**College:** South Dakota State **Hometown (HS):** Britton, SD (Britton-Hecla)

## CAREER STATISTICS

Year	Team	GP/S	RECEIVING					OFF SNAPS	
			Rec	Yds	Avg	Lg	TD	No	Pct
2018	Philadelphia	16/8	33	334	10.1	32t	4	525	48%
2019	Philadelphia	15/9	58	607	10.5	28t	5	781	66%
2020	Philadelphia	11/9	46	524	11.4	41	3	602	53%
2021	Philadelphia	9/8	29	429	14.8	38	2	398	63%
<b>Totals</b>		<b>51/34</b>	<b>166</b>	<b>1,894</b>	<b>11.4</b>	<b>41</b>	<b>14</b>	<b>---</b>	<b>---</b>

## PLAYOFFS

2018	Philadelphia	2/0	2	20	10.0	10t	1	50	42%
2019	Philadelphia	1/1	7	73	10.4	17	0	67	97%
<b>Totals</b>		<b>3/1</b>	<b>9</b>	<b>93</b>	<b>10.3</b>	<b>17</b>	<b>1</b>	<b>---</b>	<b>---</b>

## ADDITIONAL STATISTICS

**Fumbles/Lost:** 3/2 - 2021 (1/0), 2019 (2/2) **Fumble Recoveries:** 1 - 2018 (1)

**Kickoff Returns:** 1-16 - 2019 (1-16) **Special Teams Tackles:** 5 - 2019 (2), 2018 (3)

**Postseason Special Teams Tackles:** 1 - 2018 (1)

## CAREER HIGHS

<b>Receptions</b>	9	12/22/19 vs. Dal.
<b>Receiving Yards</b>	101	9/13/20 at Was.
<b>Receiving Long</b>	41	12/6/20 at GB
<b>Receiving TDs</b>	1	15x, last: 10/3/21 vs. KC

**First job:** Owned a lawn care company ... **Surprisingly good at:** Unicycling ... **Players he models his game after:** Zach Ertz and Travis Kelce ... **Favorite athletes growing up:** Brett Favre and Aaron Rodgers ... **Favorite TV show:** *The Office* ... **Favorite music:** Country, Sam Hunt



## NOTES TO KNOW

- ▶ Ranks 7th among NFL TEs in yards after the catch (907) as well as T-10th in receiving TDs (14) since the 2018 season
- ▶ Leads all NFL TEs in 1st down percentage (75.9%) ... Has the 3rd-highest receiving avg. (14.8) among NFL TEs this year, trailing only **David Njoku** (16.0) and **Kyle Pitts** (15.2) ... Is 8th among NFL TEs in receiving yards (429) and receiving yards per game (47.7)

## 2021 SEASON - EAGLES

- ▶ Recorded 56 receiving yards and 1 TD on 5 catches (11.2 avg.) vs. KC (10/3/21) ... Caught a 3-yard TD pass from **Jalen Hurts** late in the first quarter to take a 10-7 lead
- ▶ Caught 4 passes for 42 yards (10.5 avg.) and 1 TD in the 32-6 win at Atl. (9/12/21) ... Hauled in a 9-yard TD pass from **Jalen Hurts** with 0:02 remaining in the first half

## 2020 SEASON - EAGLES

- ▶ Totaled 46 receptions for 524 yards (11.4 avg.) and 3 TDs ... His career-high 47.6 receiving yards per game ranked 5th among NFL TEs, trailing only **Travis Kelce** (94.4), **George Kittle** (79.3), **Darren Waller** (74.8) and **Mark Andrews** (50.1)
- ▶ Became the first Eagles TE to post 75+ receiving yards and 1 TD in back-to-back games (77 yards on 11/22/20 at Cleveland; 75 yards on 11/30/20 vs. Seattle) since **Keith Jackson** in 1999
- ▶ Led Philadelphia's offense with team-high 8 receptions for a career-best 101 yards and 1 TD at Was. (9/13/20) ... His 34-yard TD was the longest receiving TD of his career

## 2019 SEASON - EAGLES

- ▶ Posted Top 10 finishes among NFL TEs in receptions (58, 9th), receiving yards (607, 10th) and receiving TDs (5, T-7th) ... Also ranked 6th among TEs with 331 yards after the catch
- ▶ Led the Eagles' passing attack with postseason career highs in receptions (7) and receiving yards (73) vs. Sea. (1/5/20) in the Wild Card round ... Became just the fourth TE in team history to record 7+ catches and 70+ yards in a playoff game, joining **Brent Celek** (10 rec., 83 yards on 1/18/09 at Arizona), **Zach Ertz** (8 rec., 93 yards on 1/21/18 vs. Minnesota) as well as **Keith Jackson** (7 rec., 142 yards on 12/31/88 at Chicago)
- ▶ Registered a career-high 9 receptions for 91 yards, including a 6-yard TD, in the 17-9 win vs. Dal. (12/22/19)

## 2018 SEASON - EAGLES

- ▶ Led all NFL rookie TEs with 4 receiving TDs (ranked 6th overall among rookies) in the regular season ... Tied for the 3rd-most receiving TDs ever by a rookie TE in Eagles history, trailing only **Keith Jackson** in 1988 (6) and **Charle Young** in 1973 (6)
- ▶ Hauled in a 10-yard TD reception from **Nick Foles** in the third quarter of the Eagles' Wild Card Playoff victory at Chi. (1/6/19) ... Became the first NFL rookie TE to catch a go-ahead TD in a post-season game since **Richard Rodgers** with Green Bay on 1/11/15 vs. Dallas (13-yard TD from **Aaron Rodgers** that gave the Packers a 26-21 advantage in the fourth quarter)

2021 GAME-BY-GAME STATISTICS (PHI)										
				RECEIVING					SNAPS	
Date	Opp		GP/S	Rec	Yds	Avg	Lg	TD	No	Pct
Sep 12	at Atl	W	1/1	4	42	10.5	13	1	52	73%
Sep 19	SF	L	1/1	2	24	12.0	14	0	38	66%
Sep 27	at Dal	L	1/1	2	66	33.0	38	0	34	59%
Oct 3	KC	L	1/1	5	56	11.2	21	1	55	74%
Oct 10	at Car	W	1/0	2	28	14.0	20	0	45	67%
Oct 14	TB	L	0/0	RESERVE/COVID-19						
Oct 24	at LV	L	1/1	3	70	23.3	25	0	64	93%
Oct 31	at Det	W	1/1	6	72	12.0	19	0	44	68%
Nov 7	LAC	L	1/1	3	43	14.3	21	0	53	93%
Nov 14	at Den	W	1/1	2	28	14.0	24	0	13	20%
Nov 21	NO									
Nov 28	at NYG									
Dec 5	at NYJ									
TBD	Was									
Dec 26	NYG									
Jan 2	at Was									
Jan 9	Dal									
<b>Totals</b>			<b>9/8</b>	<b>29</b>	<b>429</b>	<b>14.8</b>	<b>38</b>	<b>2</b>	<b>398</b>	<b>63%</b>

2020 GAME-BY-GAME STATISTICS (PHI)										
				RECEIVING					SNAPS	
Date	Opp		GP/S	Rec	Yds	Avg	Lg	TD	No	Pct
Sep 13	at Was	L	1/1	8	101	12.6	34t	1	54	79%
Sep 20	LAR	L	1/0	4	30	7.5	11	0	63	89%
Sep 27	Cin	T	1/0	1	7	7.0	7	0	6	7%
Oct 4	at SF	W	0/0	RESERVE/INJURED						
Oct 11	at Pit	L	0/0	RESERVE/INJURED						
Oct 18	Bal	L	0/0	RESERVE/INJURED						
Oct 22	NYG	W	0/0	RESERVE/INJURED						
Nov 1	Dal	W	1/1	1	15	15.0	15	0	53	84%
Nov 15	at NYG	L	1/1	4	33	8.3	12	0	62	93%
Nov 22	at Cle	L	1/1	5	77	15.4	32	1	68	100%
Nov 30	Sea	L	1/1	7	75	10.7	27	1	71	100%
Dec 6	at GB	L	1/1	5	66	13.2	41	0	52	84%
Dec 13	NO	W	1/1	4	43	10.8	19	0	59	86%
Dec 20	at Ari	L	1/1	4	39	9.8	16	0	73	88%
Dec 27	at Dal	L	1/1	3	38	12.7	23	0	41	56%
Jan 3	Was	L	0/0	INACTIVE						
<b>Totals</b>			<b>11/9</b>	<b>46</b>	<b>524</b>	<b>11.4</b>	<b>41</b>	<b>3</b>	<b>602</b>	<b>53%</b>

2019 GAME-BY-GAME STATISTICS (PHI)										
				RECEIVING					SNAPS	
Date	Opp		GP/S	Rec	Yds	Avg	Lg	TD	No	Pct
Sep 8	Was	W	1/0	2	16	8.0	9	0	41	55%
Sep 15	at Atl	L	0/0	DID NOT PLAY						
Sep 22	Det	L	1/0	0	0	0.0	0	0	9	12%
Sep 26	at GB	W	1/1	2	16	8.0	13	1	43	69%
Oct 6	NYJ	W	1/0	1	11	11.0	11	0	50	74%
Oct 13	at Min	L	1/1	5	48	9.6	13	0	46	71%
Oct 20	at Dal	L	1/1	4	69	17.3	28t	1	36	59%
Oct 27	at Buf	W	1/0	3	22	7.3	10	1	55	75%
Nov 3	Chi	W	1/1	4	39	9.8	16	0	70	79%
Nov 17	NE	L	1/1	3	36	12.0	21	1	61	81%
Nov 24	Sea	L	1/1	7	32	4.6	14	0	66	87%
Dec 1	at Mia	L	1/1	6	66	11.0	24	0	40	56%
Dec 9	NYG	W	1/0	3	41	13.7	28	0	60	67%
Dec 15	at Was	W	1/0	5	55	11.0	20	0	65	84%
Dec 22	Dal	W	1/1	9	91	10.1	22	1	65	90%
Dec 29	at NYG	W	1/1	4	65	16.3	28	0	74	100%
<b>Totals</b>			<b>15/9</b>	<b>58</b>	<b>607</b>	<b>10.5</b>	<b>28t</b>	<b>5</b>	<b>781</b>	<b>66%</b>
PLAYOFFS										
Jan 5	Sea	L	1/1	7	73	10.4	17	0	67	97%
<b>Totals</b>			<b>1/1</b>	<b>7</b>	<b>73</b>	<b>10.4</b>	<b>17</b>	<b>0</b>	<b>67</b>	<b>97%</b>

## COLLEGE HIGHLIGHTS

- ▶ A two-time FCS All-America First Team selection (2016-17) and two-time FCS Walter Payton Award finalist (2016-17) at South Dakota State, where he finished with the 3rd-most catches (198), 4th-most receiving yards (2,988) and 5th-most receiving TDs (21) in school history ... Over his last two years with the Jackrabbits, led all FCS TEs in receptions (164) and receiving yards (2,404) and ranked 2nd among that group in receiving TDs (18)
- ▶ As a senior in 2017, earned first-team All-MVFC honors after leading nationally-ranked South Dakota State with 72 receptions and 1,111 receiving yards ... Ranked 2nd on the team with 7 TDs
- ▶ Received all-conference honors as a junior in 2016 after setting a school single-season record with 92 catches ... His 1,293 yards were the 5th-most in Jackrabbits history (most by a TE)
- ▶ Named first-team All-MVFC as a sophomore in 2015

## BIRDSEED

- ▶ A two-time all-state selection and three-time all-conference pick in football and basketball at Britton-Hecla (SD) High School
- ▶ Is a skilled unicyclist ... Used to ride in parades throughout small towns around Britton, SD ... Considers learning how to ride a six-foot unicycle as the greatest feat of his unicycling career, which required starting off the back of a truck

## TRANSACTIONS

- ▶ **10/21/21** - Activated from Reserve/COVID-19 ... **10/12/21** - Placed on Reserve/COVID-19 ... **10/31/20** - Activated from Reserve/Injured ... **9/29/20** - Placed on Reserve/Injured ... **2018** - Drafted by PHI in 2nd round (49th overall)



## 2018 GAME-BY-GAME STATISTICS (PHI)

Date	Opp		GP/S	RECEIVING					SNAPS	
				Rec	Yds	Avg	Lg	TD	No	Pct
Sep 6	Atl	W	1/0	1	4	4.0	4	0	17	24%
Sep 16	at TB	L	1/0	0	0	---	--	0	17	22%
Sep 23	Ind	W	1/1	7	73	10.4	19	1	55	67%
Sep 30	at Ten	L	1/1	2	13	6.5	10	0	31	40%
Oct 7	Min	L	1/0	2	16	8.0	11	0	35	59%
Oct 11	at NYG	W	1/1	1	7	7.0	7	0	32	45%
Oct 21	Car	L	1/1	4	43	10.8	21	1	37	55%
Oct 28	at Jax	W	1/0	1	32	32.0	32t	1	30	48%
Nov 11	Dal	L	1/0	0	0	---	--	0	18	29%
Nov 18	at NO	L	1/1	0	0	---	--	0	16	31%
Nov 25	NYG	W	1/0	3	33	11.0	16	0	36	55%
Dec 3	Was	W	1/1	0	0	---	--	0	39	52%
Dec 9	at Dal	L	1/1	4	44	11.0	26	1	31	60%
Dec 16	at LAR	W	1/1	2	12	6.0	10	0	39	61%
Dec 23	Hou	W	1/0	3	30	10.0	24	0	48	59%
Dec 30	at Was	W	1/0	3	27	9.0	25	0	44	62%
<b>Totals</b>			<b>16/8</b>	<b>33</b>	<b>334</b>	<b>10.1</b>	<b>32t</b>	<b>4</b>	<b>525</b>	<b>48%</b>
PLAYOFFS										
Jan 6	at Chi	W	1/0	2	20	10.0	10t	1	30	44%
Jan 13	at NO	L	1/0	0	0	---	--	0	20	39%
<b>Totals</b>			<b>2/0</b>	<b>2</b>	<b>20</b>	<b>10.0</b>	<b>10t</b>	<b>1</b>	<b>50</b>	<b>42%</b>





# TAY GOWAN

CORNERBACK | 36

(pronounced GOW-en)



**Height:** 6-1 **Weight:** 186 **DOB:** Jan. 7, 1998 (Age 23)

**NFL Experience:** Rookie (1st with Eagles) **Draft:** D6-21 (223rd overall) by ARI **Acquired:** T-Ari-21

**College:** Central Florida **Hometown (HS):** Covington, GA (Newton)

## CAREER STATISTICS

Year	Team	GP/S	TACKLES					PASS DEFENSE					FUMBLES			DEF SNAPS	
			Total	Solo	Asst	TFL	Sacks	Int	Yds	Lg	TD	PD	FF	FR	Yds	No	Pct
2021	Arizona	0/0	0	0	0	0	0.0	0	0	--	0	0	0	0	0	0	0%
	Philadelphia	1/0	0	0	0	0	0.0	0	0	--	0	0	0	0	0	16	2%
	Totals	1/0	0	0	0	0	0.0	0	0	--	0	0	0	0	0	---	---
<b>Totals</b>		<b>1/0</b>	<b>0</b>	<b>0</b>	<b>0</b>	<b>0</b>	<b>0.0</b>	<b>0</b>	<b>0</b>	<b>--</b>	<b>0</b>	<b>0</b>	<b>0</b>	<b>0</b>	<b>0</b>	<b>---</b>	<b>---</b>

## ADDITIONAL STATISTICS

Special Teams Tackles: 1 - 2021 (1)

## CAREER HIGHS

Tackles	--	---
Sacks	--	---
INTs	--	---
PDs	--	---
FFs	--	---
FRs	--	---

## 2021 GAME-BY-GAME STATISTICS (ARI & PHI)

Date	Opp		GP/S	Tot	Solo	Sk	Int	PD	FF	FR	Snap	Pct
Sep 12	at Ten	W	0/0	INACTIVE								
Sep 19	Min	W	0/0	INACTIVE								
Sep 26	at Jax	W	0/0	INACTIVE								
Oct 3	at LAR	W	0/0	INACTIVE								
Oct 10	SF	W	0/0	INACTIVE								
ACQUIRED BY EAGLES FROM CARDINALS (10/15/21)												
Oct 24	at LV	L	0/0	INACTIVE								
Oct 31	at Det	W	1/0	0	0	0.0	0	0	0	0	16	26%
Nov 7	LAC	L	0/0	INACTIVE								
Nov 14	at Den	W	0/0	INACTIVE								
Nov 21	NO											
Nov 28	at NYG											
Dec 5	at NYJ											
TBD	Was											
Dec 26	NYG											
Jan 2	at Was											
Jan 9	Dal											
Totals			1/0	0	0	0.0	0	0	0	0	16	2%

## 2021 SEASON - CARDINALS & EAGLES

### COLLEGE HIGHLIGHTS

- ▶ Played collegiately at Central Florida (2019), Butler Community College (El Dorado, KS) (2018) and Miami (OH) (2017) ... Opted out of the 2020 season due to the COVID-19 pandemic
- ▶ Named second-team All-AAC by *Pro Football Focus* after posting 31 tackles (22 solo), 8 PDs, 2 INTs, 1 TFL and 1 FR in 2019 at Central Florida ... Held opposing WRs to just 20 receptions on 50 targets and limited opposing QBs to a 26.6 passer rating when targeting him, according to PFF.com.
- ▶ Earned first-team All-Kansas Jayhawk Community College honors after registering 27 tackles (23 solo), 6 INTs (one returned for a TD) and 4 PDs in 2018 at Butler Community College ... Helped lead the Grizzlies to a victory in the Midwest Classic Bowl ... Was ranked the #9 junior college cornerback in the nation

### BIRDSEED

- ▶ Studied interdisciplinary studies at Central Florida
- ▶ Attended Newton (GA) High School ... Earned first-team All-State honors after recording 15 PDs and 4 INTs as a senior

### TRANSACTIONS

- ▶ **10/15/21** - Acquired along with a 5th-round draft choice by PHI from ARI in exchange for TE **Zach Ertz** ... **2021** - Drafted by ARI in 6th round (223rd overall)





# BRANDON GRAHAM

DEFENSIVE END | 55



Height: 6-2 Weight: 265 DOB: April 3, 1988 (Age 33)

NFL Experience: 12th Year (12th with Eagles) Draft: D1-10 (13th overall) by PHI

College: Michigan Hometown (HS): Detroit, MI (Crockett Vocational Technical)

All-Pro: 2016 Pro Bowl: 2021 Super Bowl Champion: 2017 (LII)

RESERVE/INJURED

## CAREER STATISTICS

Year	Team	GP/S	TACKLES					PASS DEFENSE					FUMBLES			DEF SNAPS	
			Total	Solo	Asst	TFL	Sacks	Int	Yds	Lg	TD	PD	FF	FR	Yds	No	Pct
2010	Philadelphia	13/6	19	12	7	1	3.0	0	0	--	0	0	2	0	0	N/A	N/A
2011	Philadelphia	3/0	4	2	2	1	0.0	0	0	--	0	0	0	0	0	N/A	N/A
2012	Philadelphia	16/6	50	34	16	7	5.5	0	0	--	0	1	2	1	0	420	40%
2013	Philadelphia	16/0	21	14	7	2	3.0	0	0	--	0	0	1	0	0	323	27%
2014	Philadelphia	16/1	43	29	14	13.5	5.5	0	0	--	0	0	4	0	0	499	43%
2015	Philadelphia	16/10	63	44	19	12.5	6.5	0	0	--	0	1	3	0	0	858	71%
2016	Philadelphia	16/16	64	50	14	14	5.5	0	0	--	0	1	2	1	4	764	75%
2017	Philadelphia	15/15	51	43	8	16	9.5	0	0	--	0	1	2	1	16	666	65%
2018	Philadelphia	16/16	46	37	9	12	4.0	0	0	--	0	2	1	1	0	753	72%
2019	Philadelphia	16/16	61	49	12	18	8.5	0	0	--	0	1	1	2	4	791	76%
2020	Philadelphia	16/16	53	37	16	15	8.0	0	0	--	0	0	2	1	0	757	69%
2021	Philadelphia	2/2	2	2	0	1	0.0	0	0	--	0	0	0	0	0	51	7%
Totals		161/104	477	353	124	113	59.0	0	0	--	0	7	20	7	24	---	---

## PLAYOFFS

2010	Philadelphia	0/0	RESERVE/INJURED (12/14/10)														
2013	Philadelphia	1/0	2	1	1	0	1.0	0	0	--	0	0	0	0	0	22	31%
2017	Philadelphia	3/3	5	4	1	0	1.0	0	0	--	0	0	1	0	0	162	79%
2018	Philadelphia	2/2	5	4	1	1	1.5	0	0	--	0	0	1	0	0	123	87%
2019	Philadelphia	1/1	0	0	0	0	0.0	0	0	--	0	0	0	0	0	38	59%
Totals		7/6	12	9	3	1	3.5	0	0	--	0	0	2	0	0	---	---

## ADDITIONAL STATISTICS

Fumble Recovery TD: 1 - 2017 (1) Special Teams Tackles: 15 - 2014 (8), 2013 (7) Kickoff Returns: 2-14 - 2013 (2-14)

## CAREER HIGHS

Tackles	10	12/13/12 vs. Cin.
Sacks	3.0	10/6/19 vs. NYJ
INTs	--	---
PDs	1	7x, last: 10/6/19 vs. NYJ
FFs	2	11/8/15 at Dal.
FRs	1	7x, last: 11/1/20 vs. Dal.

## CAREER HIGHLIGHTS

- ▶ Earned his first career **Pro Bowl** selection following the 2020 season after leading the team in sacks (8.0), TFLs (15), QB pressures and hits (31) and FFs (2, tied) ... Finished the year as one of only four NFL players to register 8.0+ sacks, 13+ TFLs and 2+ FFs, joining **Aaron Donald**, **Haason Reddick** and **T.J. Watt**
- ▶ Recorded one of the top defensive plays in Eagles history when he strip-sacked Patriots QB **Tom Brady** in the fourth quarter of **Super Bowl LII** (recovered by **Derek Barnett**) ... The takeaway set up a 46-yard FG by **Jake Elliott** that gave the Eagles a 41-33 advantage with 1:05 remaining in the game
- ▶ Received second-team **All-Pro** honors from the *Associated Press* after ranking 1st in the NFL with 78 combined sacks, hurries and QB knockdowns during the 2016 campaign

## NOTES TO KNOW

- ▶ His 161 career regular-season games are the most ever by a DL in Eagles history ... Ranks T-8th all-time in that category, trailing only **Brian Dawkins** (183, 1996-2008) and **Chuck Bednarik** (169, 1949-62) among the franchise's defensive players





2021 GAME-BY-GAME STATISTICS (PHI)												
Date	Opp		GP/S	Tot	Solo	Sk	Int	PD	FF	FR	Snap	Pct
Sep 12	at Atl	W	1/1	2	2	0.0	0	0	0	0	36	50%
Sep 19	SF	L	1/1	0	0	0.0	0	0	0	0	15	21%
Sep 27	at Dal	L	0/0	RESERVE/INJURED								
Oct 3	KC	L	0/0	RESERVE/INJURED								
Oct 10	at Car	W	0/0	RESERVE/INJURED								
Oct 14	TB	L	0/0	RESERVE/INJURED								
Oct 24	at LV	L	0/0	RESERVE/INJURED								
Oct 31	at Det	W	0/0	RESERVE/INJURED								
Nov 7	LAC	L	0/0	RESERVE/INJURED								
Nov 14	at Den	W	0/0	RESERVE/INJURED								
Nov 21	NO											
Nov 28	at NYG											
Dec 5	at NYJ											
TBD	Was											
Dec 26	NYG											
Jan 2	at Was											
Jan 9	Dal											
<b>Totals</b>			<b>2/2</b>	<b>2</b>	<b>2</b>	<b>0.0</b>	<b>0</b>	<b>0</b>	<b>0</b>	<b>0</b>	<b>51</b>	<b>7%</b>

- ▶ Has produced the 4th-most career sacks (59.0) in Eagles history, behind **Reggie White** (124.0, 1985-92), **Trent Cole** (85.5, 2005-14) and **Clyde Simmons** (76.0, 1986-93)

## 2020 SEASON - EAGLES

- ▶ Voted to his first career **Pro Bowl** after leading the team in sacks (8.0), TFLs (15), QB pressures and hits (31) and FFs (2, tied) ... One of only four NFL players to register 8.0+ sacks, 13+ TFLs and 2+ FFs, joining **Aaron Donald**, **Haason Reddick** and **T.J. Watt**
- ▶ Recorded a strip-sack of Cowboys QB **Ben DiNucci** and corralled the fumble in the first quarter of the win vs. Dal. (11/1/20) ... Became the first Eagle to produce 7.0+ sacks over any eight-game stretch in a season since **Connor Barwin** in 2014
- ▶ Posted multi-sack games on 10/18/20 vs. Baltimore (2.0 - **Lamar Jackson**) and 9/27/20 vs. Cincinnati (2.0 - **Joe Burrow**)

## 2019 SEASON - EAGLES

- ▶ Totaled team highs in sacks (8.5), TFLs (career-high 18) and QB pressures and hits (34, tied) ... His 8.5 sacks are the 2nd-highest single-season total of his career (9.5 sacks in 2017)
- ▶ Led the Eagles' 10.0-sack performance (tied for 2nd-most in franchise history) with a career-high 3.0 sacks in the 31-6 win vs. NYJ (10/6/19) ... Became the first Eagle to record 3.0 sacks in a game since **Fletcher Cox** on 12/30/18 at Washington

## 2018 SEASON - EAGLES

- ▶ Ranked 3rd on the Eagles' defense in TFLs (12) and QB pressures and hits (career-high 40) and 4th in sacks (4.0)
- ▶ Notched his second career postseason strip-sack (also Patriots QB **Tom Brady** in **Super Bowl LII**) when he brought down Saints QB **Drew Brees** in the Divisional Round at NO (1/13/19)

2020 GAME-BY-GAME STATISTICS (PHI)												
Date	Opp		GP/S	Tot	Solo	Sk	Int	PD	FF	FR	Snap	Pct
Sep 13	at Was	L	1/1	3	3	0.0	0	0	0	0	38	54%
Sep 20	LAR	L	1/1	1	1	1.0	0	0	0	0	44	64%
Sep 27	Cin	T	1/1	6	6	2.0	0	0	0	0	58	81%
Oct 4	at SF	W	1/1	1	0	0.0	0	0	0	0	56	77%
Oct 11	at Pit	L	1/1	4	3	0.0	0	0	0	0	57	76%
Oct 18	Bal	L	1/1	6	5	2.0	0	0	0	0	44	60%
Oct 22	NYG	W	1/1	4	2	1.0	0	0	1	0	43	72%
Nov 1	Dal	W	1/1	4	2	1.0	0	0	1	1	43	54%
Nov 15	at NYG	L	1/1	5	4	0.0	0	0	0	0	46	65%
Nov 22	at Cle	L	1/1	5	3	0.0	0	0	0	0	53	79%
Nov 30	Sea	L	1/1	5	2	0.0	0	0	0	0	44	66%
Dec 6	at GB	L	1/1	2	1	0.0	0	0	0	0	41	67%
Dec 13	NO	W	1/1	1	1	0.0	0	0	0	0	42	67%
Dec 20	at Ari	L	1/1	2	2	0.0	0	0	0	0	41	60%
Dec 27	at Dal	L	1/1	3	2	1.0	0	0	0	0	58	83%
Jan 3	Was	L	1/1	1	0	0.0	0	0	0	0	49	78%
<b>Totals</b>			<b>16/16</b>	<b>53</b>	<b>37</b>	<b>8.0</b>	<b>0</b>	<b>0</b>	<b>2</b>	<b>1</b>	<b>757</b>	<b>69%</b>

**Bucket list:** Drive a NASCAR car ... **First jersey:** Dave Bing, Detroit Pistons ... **First job:** Working the grill at McDonald's ... **Favorite Halloween costume:** Batman, when he was 10 years old ... **Favorite movie:** Equalizer ... **Favorite book:** New Money: Staying Rich by Phillip Buchanon ... **Favorite quote:** "Those who stay, will be champions." - Bo Schembechler



2018 GAME-BY-GAME STATISTICS (PHI)												
Date	Opp		GP/S	Tot	Solo	Sk	Int	PD	FF	FR	Snap	Pct
Sep 6	Atl	W	1/1	2	2	0.0	0	0	0	0	46	66%
Sep 16	at TB	L	1/1	8	6	0.0	0	0	0	0	39	67%
Sep 23	Ind	W	1/1	2	2	0.0	0	0	0	0	34	58%
Sep 30	at Ten	L	1/1	4	3	0.0	0	0	0	0	41	58%
Oct 7	Min	L	1/1	5	4	1.0	0	1	0	0	52	84%
Oct 11	at NYG	W	1/1	2	2	0.0	0	0	0	0	39	60%
Oct 21	Car	L	1/1	2	1	0.5	0	0	0	0	39	66%
Oct 28	at Jax	W	1/1	2	2	0.0	0	0	0	0	51	80%
Nov 11	Dal	L	1/1	5	3	1.5	0	0	0	0	55	80%
Nov 18	at NO	L	1/1	1	1	0.0	0	0	0	0	42	60%
Nov 25	NYG	W	1/1	3	2	0.0	0	0	0	0	49	79%
Dec 3	Was	W	1/1	4	3	1.0	0	0	1	0	37	82%
Dec 9	at Dal	L	1/1	3	3	0.0	0	0	0	1	83	84%
Dec 16	at LAR	W	1/1	0	0	0.0	0	0	0	0	57	75%
Dec 23	Hou	W	1/1	1	1	0.0	0	0	0	0	54	83%
Dec 30	at Was	W	1/1	2	2	0.0	0	1	0	0	35	78%
<b>Totals</b>			<b>16/16</b>	<b>46</b>	<b>37</b>	<b>4.0</b>	<b>0</b>	<b>2</b>	<b>1</b>	<b>1</b>	<b>753</b>	<b>72%</b>
PLAYOFFS												
Jan 6	at Chi	W	1/1	2	2	0.5	0	0	0	0	58	91%
Jan 13	at NO	L	1/1	3	2	1.0	0	0	1	0	65	84%
<b>Totals</b>			<b>2/2</b>	<b>5</b>	<b>4</b>	<b>1.5</b>	<b>0</b>	<b>0</b>	<b>1</b>	<b>0</b>	<b>123</b>	<b>87%</b>

## 2017 SEASON - EAGLES

- Recorded one of the top defensive plays in Eagles history when he strip-sacked Patriots QB **Tom Brady** in the fourth quarter of **Super Bowl LII** (recovered by **Derek Barnett**) ... The takeaway set up a 46-yard FG by **Jake Elliott** that gave the Eagles a 41-33 advantage with 1:05 remaining in the game
- Named a **Pro Bowl** first alternate after producing a team-leading, career-high 9.5 sacks ... Added 51 tackles (43 solo), 16 TFLs (team high), 1 PD, 27 QB pressures and hits, 2 FFs and 1 FR
- Sealed the victory with a 16-yard fumble recovery TD forced by **Nigel Bradham** in the 43-35 win at LAR (12/10/17)
- Sacked QB **Kirk Cousins** twice in the season-opening, 30-17 victory at Was. (9/10/17) ... Included a strip-sack that led to a 20-yard fumble recovery TD by **Fletcher Cox**

## 2016 SEASON - EAGLES

- Received second-team **All-Pro** honors from the *Associated Press* after ranking 1st in the NFL with 78 combined sacks, hurries and QB knockdowns ... Led the Eagles with 14 TFLs
- Posted sacks in three straight games to open the season ... Became the first Eagle to accomplish that feat since **Jason Babin**, **Trent Cole** and **Cullen Jenkins** each did so in 2011

## 2015 SEASON - EAGLES

- Finished the season tied for the team lead with 3 FFs and ranked 3rd on the Eagles' defense with 6.5 sacks
- Sacked Patriots QB **Tom Brady** twice at NE (12/6/15)

2019 GAME-BY-GAME STATISTICS (PHI)												
Date	Opp		GP/S	Tot	Solo	Sk	Int	PD	FF	FR	Snap	Pct
Sep 8	Was	W	1/1	5	3	0.0	0	0	0	0	46	72%
Sep 15	at Atl	L	1/1	2	2	0.0	0	0	0	0	51	77%
Sep 22	Det	L	1/1	5	4	0.0	0	0	0	0	55	86%
Sep 26	at GB	W	1/1	2	2	0.0	0	0	0	1	60	74%
Oct 6	NYJ	W	1/1	6	6	3.0	0	1	0	0	41	69%
Oct 13	at Min	L	1/1	4	4	1.0	0	0	0	0	55	77%
Oct 20	at Dal	L	1/1	5	4	0.0	0	0	0	0	50	71%
Oct 27	at Buf	W	1/1	6	5	1.0	0	0	1	1	47	76%
Nov 3	Chi	W	1/1	4	4	1.0	0	0	0	0	35	78%
Nov 17	NE	L	1/1	2	2	0.0	0	0	0	0	65	88%
Nov 24	Sea	L	1/1	3	2	1.5	0	0	0	0	51	78%
Dec 1	at Mia	L	1/1	2	1	0.0	0	0	0	0	58	81%
Dec 9	NYG	W	1/1	3	1	0.0	0	0	0	0	45	87%
Dec 15	at Was	W	1/1	6	5	0.0	0	0	0	0	43	81%
Dec 22	Dal	W	1/1	3	1	0.0	0	0	0	0	44	71%
Dec 29	at NYG	W	1/1	3	3	1.0	0	0	0	0	45	61%
<b>Totals</b>			<b>16/16</b>	<b>58</b>	<b>46</b>	<b>7.5</b>	<b>0</b>	<b>1</b>	<b>1</b>	<b>2</b>	<b>791</b>	<b>76%</b>
PLAYOFFS												
Jan 5	Sea	L	1/1	0	0	0.0	0	0	0	0	38	59%
<b>Totals</b>			<b>1/1</b>	<b>0</b>	<b>0</b>	<b>0.0</b>	<b>0</b>	<b>0</b>	<b>0</b>	<b>0</b>	<b>38</b>	<b>59%</b>



MULTI-SACK GAMES (13)		
Date	Opponent	Sacks
10/6/19	vs. New York Jets (W, 31-6)	3.0
12/13/12	vs. Cincinnati Bengals (L, 13-34)	2.5
10/18/20	vs. Baltimore Ravens (L, 28-30)	2.0
9/27/20	vs. Cincinnati Bengals (T, 23-23)	2.0
9/10/17	at Washington (W, 30-17)	2.0
12/6/15	at New England Patriots (W, 35-28)	2.0
11/8/15	at Dallas Cowboys (W, 33-27)	2.0
12/1/13	vs. Arizona Cardinals (W, 24-21)	2.0
11/24/19	vs. Seattle Seahawks (L, 9-17)	1.5
11/11/18	vs. Dallas Cowboys (L, 20-27)	1.5
12/3/17	at Seattle Seahawks (L, 10-24)	1.5
11/10/14	vs. Carolina Panthers (W, 45-21)	1.5
12/2/12	at Dallas Cowboys (L, 33-38)	1.5

## 2017 GAME-BY-GAME STATISTICS (PHI)

Date	Opp		GP/S	Tot	Solo	Sk	Int	PD	FF	FR	Snap	Pct
Sep 10	at Was	W	1/1	4	3	2.0	0	0	1	0	43	68%
Sep 17	at KC	L	1/1	5	5	0.5	0	0	0	0	38	72%
Sep 24	NYG	W	1/1	1	1	0.0	0	0	0	0	46	67%
Oct 1	at LAC	W	1/1	2	1	0.0	0	0	0	0	44	77%
Oct 8	Ari	W	1/1	4	4	1.0	0	0	0	0	43	72%
Oct 12	at Car	W	1/1	3	1	0.5	0	0	0	0	62	76%
Oct 23	Was	W	1/1	1	1	0.0	0	1	0	0	44	69%
Oct 29	SF	W	1/1	3	2	1.0	0	0	0	0	44	67%
Nov 5	Den	W	1/1	5	5	0.0	0	0	0	0	40	62%
Nov 19	at Dal	W	1/1	4	4	1.0	0	0	0	0	44	70%
Nov 26	Chi	W	1/1	5	5	1.0	0	0	1	0	34	62%
Dec 3	at Sea	L	1/1	5	4	1.5	0	0	0	0	47	76%
Dec 10	at LAR	W	1/1	1	1	0.0	0	0	0	1	36	75%
Dec 17	at NYG	W	1/1	4	3	1.0	0	0	0	0	63	72%
Dec 25	Oak	W	1/1	4	3	0.0	0	0	0	0	38	55%
Dec 31	Dal	L	0/0	INACTIVE								
<b>Totals</b>			<b>15/15</b>	<b>51</b>	<b>43</b>	<b>9.5</b>	<b>0</b>	<b>1</b>	<b>2</b>	<b>1</b>	<b>666</b>	<b>65%</b>

## PLAYOFFS

Date	Opp		GP/S	Tot	Solo	Sk	Int	PD	FF	FR	Snap	Pct
Jan 13	Atl	W	1/1	3	2	0.0	0	0	0	0	57	90%
Jan 21	Min	W	1/1	0	0	0.0	0	0	0	0	53	79%
Feb 4	at NE	W	1/1	2	2	1.0	0	0	1	0	52	68%
<b>Totals</b>			<b>3/3</b>	<b>5</b>	<b>4</b>	<b>1.0</b>	<b>0</b>	<b>0</b>	<b>1</b>	<b>0</b>	<b>162</b>	<b>79%</b>

- Had 2.0 sacks against Cowboys QB **Matt Cassel** at Dal. (11/8/15), jarring the ball loose on both takedowns ... Became just the fifth Eagle since 1994 to post 2.0 sacks and 2 FFs in the same game, joining **Fletcher Cox** (10/11/15 vs. New Orleans), **Jevon Kearse** (11/20/05 at N.Y. Giants), **Bobby Taylor** (9/15/97 at Dallas) and **William Fuller** (10/29/95 vs. St. Louis)

## 2014 SEASON - EAGLES

- Ranked 3rd in the NFL with a career-high 4 FFs, trailing only **Ryan Kerrigan** (5) and **Robert Quinn** (5) ... Also produced the 2nd-most TFLs (13.5) on the Eagles' defense

## 2013 SEASON - EAGLES

- Totaled 21 tackles (14 solo), 3.0 sacks and 1 FF
- Posted his first career playoff sack against Saints QB **Drew Brees** in the NFC Wild Card game vs. NO (1/4/14)
- Sacked Cardinals QB **Carson Palmer** twice vs. Ari. (12/1/13)

## 2012 SEASON - EAGLES

- Tied with **Jason Babin** and **Fletcher Cox** for the team lead with 5.5 sacks (4.0 sacks in the final 6 games of the season)
- Collared a career-high 2.5 sacks of Bengals QB **Andy Dalton** vs. Cin. (12/13/12), including a second-quarter strip-sack ... Also tallied a career-best 10 tackles (7 solo) with 3 hurries

## 2010 SEASON - EAGLES

- Produced 19 tackles (12 solo), 3.0 sacks and 2 FFs as a rookie
- Registered the first sack of his career in his hometown at Det. (9/19/10), bringing down Lions QB **Shaun Hill**

## 2016 GAME-BY-GAME STATISTICS (PHI)

Date	Opp		GP/S	Tot	Solo	Sk	Int	PD	FF	FR	Snap	Pct
Sep 11	Cle	W	1/1	3	2	1.0	0	0	1	0	36	69%
Sep 19	at Chi	W	1/1	4	4	1.0	0	0	0	0	37	71%
Sep 25	Pit	W	1/1	4	2	1.0	0	0	0	1	42	70%
Oct 9	at Det	L	1/1	6	5	0.0	0	0	0	0	53	87%
Oct 16	at Was	L	1/1	3	2	0.0	0	0	0	0	57	77%
Oct 23	Min	W	1/1	3	2	1.0	0	0	1	0	57	75%
Oct 30	at Dal	L	1/1	6	4	0.0	0	1	0	0	64	82%
Nov 6	at NYG	L	1/1	1	1	0.0	0	0	0	0	52	81%
Nov 13	Atl	W	1/1	3	3	1.0	0	0	0	0	38	76%
Nov 20	at Sea	L	1/1	2	1	0.0	0	0	0	0	48	72%
Nov 28	GB	L	1/1	6	5	0.0	0	0	0	0	54	76%
Dec 4	at Cin	L	1/1	9	9	0.0	0	0	0	0	49	77%
Dec 11	Was	L	1/1	2	2	0.0	0	0	0	0	33	79%
Dec 18	at Bal	L	1/1	6	3	0.5	0	0	0	0	43	74%
Dec 22	NYG	W	1/1	4	3	0.0	0	0	0	0	63	71%
Jan 1	Dal	W	1/1	2	2	0.0	0	0	0	0	38	68%
<b>Totals</b>			<b>16/16</b>	<b>64</b>	<b>50</b>	<b>5.5</b>	<b>0</b>	<b>1</b>	<b>2</b>	<b>1</b>	<b>764</b>	<b>75%</b>



- In the season opener vs. GB (9/12/10), joined **Nate Allen** as the first pair of defensive rookies to start for the Eagles on opening day since **Wes Hopkins** and **Jody Schultz** in 1983

## COLLEGE HIGHLIGHTS

- Played in 46 games (28 starts) at Michigan, recording 138 tackles (85 solo), 56 TFLs, 29.5 sacks, 8 FFs and 3 FRs ... Finished his collegiate career ranked 2nd in school history in TFLs, sacks and FFs ... Blocked 2 punts and returned a blocked punt for a TD
- Selected as the Wolverines' Bo Schembechler MVP twice (2008 and 2009) in his career, becoming the first defensive player in school history to accomplish the feat
- Named a second-team All-America and first-team All-Big Ten selection as a senior in 2009 ... Named a Ted Hendricks Award finalist, which is given annually to the nation's top college defensive end ... Recorded a career-best 64 tackles (42 solo) and a team-high 10.5 sacks while leading the NCAA with 26 TFLs



## 2014 GAME-BY-GAME STATISTICS (PHI)

Date	Opp	GP/S	Tot	Solo	Sk	Int	PD	FF	FR	Snap	Pct
Sep 7	Jax	W	1/0	3	3	0.0	0	0	0	25	34%
Sep 15	at Ind	W	1/0	1	0	0.0	0	0	0	23	32%
Sep 21	Was	W	1/0	4	3	0.0	0	0	1	27	35%
Sep 28	at SF	L	1/0	2	1	1.0	0	0	0	28	34%
Oct 5	StL	W	1/0	3	2	0.0	0	0	1	26	35%
Oct 12	NYG	W	1/0	3	3	1.0	0	0	1	33	52%
Oct 26	at Ari	L	1/0	2	1	0.0	0	0	0	28	40%
Nov 2	at Hou	W	1/0	2	1	1.0	0	0	0	20	33%
Nov 10	Car	W	1/0	4	2	1.5	0	0	1	40	49%
Nov 16	at GB	L	1/0	2	1	0.0	0	0	0	28	41%
Nov 23	Ten	W	1/0	1	1	0.0	0	0	0	28	41%
Nov 27	at Dal	W	1/0	3	3	1.0	0	0	0	24	39%
Dec 7	Sea	L	1/0	1	0	0.0	0	0	0	31	36%
Dec 14	Dal	L	1/0	3	2	0.0	0	0	0	41	50%
Dec 20	at Was	L	1/1	6	3	0.0	0	0	0	57	100%
Dec 28	at NYG	W	1/0	3	3	0.0	0	0	0	40	50%
<b>Totals</b>			<b>16/1</b>	<b>43</b>	<b>29</b>	<b>5.5</b>	<b>0</b>	<b>0</b>	<b>4</b>	<b>499</b>	<b>43%</b>

- Earned second-team all-conference honors as a junior in 2008 after notching 46 tackles (29 solo), 20 TFLs (ranked 2nd in the nation) and 10.0 sacks (ranked 2nd in the Big Ten)

## BIRDSEED

- A four-year starter at Crockett Vocational Technical (MI) ... Registered 307 tackles, 112 TFLs, 56.0 sacks, 16 FRs, 6 FFs and 2 INTs while averaging 40 yards per attempt as a punter during his high school career ... Earned *Parade*, *EA Sports* and *USA Today* first-team All-America honors and was voted the Michigan Gatorade Player of the Year ... Also lettered in basketball and track and field ... Regularly donates uniforms and equipment to his school
- Married Carylne Williams in 2014 and resides in the Philadelphia area ... The couple has two children – a daughter, Emerson, and a son, Bryson ... Is the son of Tasha Graham and Derrick Walton and has three younger sisters: Brittany, Mikayla and Brianna
- Credits his mother, Tasha, as the most influential person in his life ... A cancer survivor, Tasha was diagnosed with leukemia at a young age ... She spent most of her life working at a Chrysler auto plant to support Brandon and his three sisters

## TRANSACTIONS

- **9/21/21** - Placed on Reserve/Injured ... **3/1/19** - Agreed to terms with PHI on 3-year contract ... **8/20/18** - Activated from Active/PUP ... **7/26/18** - Placed on Active/PUP ... **3/9/15** - Re-signed by PHI to 4-year contract ... **11/5/11** - Activated from Reserve/PUP ... **9/3/11** - Placed on Reserve/PUP ... **12/14/10** - Placed on Reserve/Injured ... **2010** - Drafted by PHI in 1st round (13th overall)

## 2013 GAME-BY-GAME STATISTICS (PHI)

Date	Opp	GP/S	Tot	Solo	Sk	Int	PD	FF	FR	Snap	Pct
Sep 9	at Was	W	1/0	0	0	0.0	0	0	0	16	21%
Sep 15	SD	L	1/0	0	0	0.0	0	0	0	16	19%
Sep 19	KC	L	1/0	3	2	1.0	0	0	0	17	20%
Sep 29	at Den	L	1/0	1	1	0.0	0	0	0	20	27%
Oct 6	at NYG	W	1/0	0	0	0.0	0	0	0	22	30%
Oct 13	at TB	W	1/0	0	0	0.0	0	0	0	23	32%
Oct 20	Dal	L	1/0	3	3	0.0	0	0	0	18	55%
Oct 27	NYG	L	1/0	1	1	0.0	0	0	0	18	24%
Nov 3	at Oak	W	1/0	0	0	0.0	0	0	0	28	29%
Nov 10	at GB	W	1/0	2	1	0.0	0	0	0	17	22%
Nov 17	Was	W	1/0	2	2	0.0	0	0	0	28	34%
Dec 1	Ari	W	1/0	3	3	2.0	0	0	0	13	18%
Dec 8	Det	W	1/0	2	0	0.0	0	0	1	21	36%
Dec 15	at Min	L	1/0	1	0	0.0	0	0	0	20	27%
Dec 22	Chi	W	1/0	1	0	0.0	0	0	0	27	42%
Dec 29	at Dal	W	1/0	2	1	0.0	0	0	0	19	29%
<b>Totals</b>			<b>16/0</b>	<b>21</b>	<b>14</b>	<b>3.0</b>	<b>0</b>	<b>0</b>	<b>1</b>	<b>323</b>	<b>27%</b>

## PLAYOFFS

Date	Opp	GP/S	Tot	Solo	Sk	Int	PD	FF	FR	Snap	Pct
Jan 4	NO	L	1/0	2	1	1.0	0	0	0	22	31%
<b>Totals</b>			<b>1/0</b>	<b>2</b>	<b>1</b>	<b>1.0</b>	<b>0</b>	<b>0</b>	<b>0</b>	<b>22</b>	<b>31%</b>

## 2015 GAME-BY-GAME STATISTICS (PHI)

Date	Opp	GP/S	Tot	Solo	Sk	Int	PD	FF	FR	Snap	Pct
Sep 14	at Atl	L	1/1	3	3	0.0	0	0	0	53	69%
Sep 20	Dal	L	1/1	3	2	0.0	0	0	0	67	79%
Sep 27	at NYJ	W	1/0	4	2	0.0	0	0	0	49	62%
Oct 4	at Was	L	1/1	7	7	1.0	0	0	0	56	67%
Oct 11	NO	W	1/0	0	0	0.0	0	0	1	44	64%
Oct 19	NYG	W	1/1	3	2	1.0	0	0	0	45	66%
Oct 25	at Car	L	1/1	5	3	0.0	0	0	0	39	64%
Nov 8	at Dal	W	1/1	9	5	2.0	0	0	0	61	78%
Nov 15	Mia	L	1/1	3	1	0.5	0	0	2	51	76%
Nov 22	TB	L	1/1	4	3	0.0	0	0	0	56	72%
Nov 26	at Det	L	1/0	5	4	0.0	0	0	0	47	65%
Dec 6	at NE	W	1/1	4	4	2.0	0	0	0	67	75%
Dec 13	Buf	W	1/1	4	1	0.0	0	1	0	63	85%
Dec 20	Ari	L	1/0	3	3	0.0	0	0	0	56	74%
Dec 26	Was	L	1/0	2	1	0.0	0	0	0	58	77%
Jan 3	at NYG	W	1/0	4	3	0.0	0	0	0	46	55%
<b>Totals</b>			<b>16/10</b>	<b>63</b>	<b>44</b>	<b>6.5</b>	<b>0</b>	<b>1</b>	<b>3</b>	<b>858</b>	<b>71%</b>

## 2012 GAME-BY-GAME STATISTICS (PHI)

Date	Opp	GP/S	Tot	Solo	Sk	Int	PD	FF	FR	Snap	Pct
Sep 9	at Cle	W	1/0	0	0	0.0	0	0	0	4	7%
Sep 16	Bal	W	1/0	1	1	0.0	0	0	0	9	13%
Sep 23	at Ari	L	1/0	5	3	0.5	0	0	0	17	27%
Sep 30	NYG	W	1/0	1	1	0.0	0	0	0	10	15%
Oct 7	at Pit	L	1/0	1	0	0.0	0	0	0	18	25%
Oct 14	Det	L	1/0	1	1	0.0	0	0	0	18	23%
Oct 28	Atl	L	1/0	6	5	0.0	0	0	0	31	41%
Nov 5	at NO	L	1/0	3	2	1.0	0	0	1	21	38%
Nov 11	Dal	L	1/0	1	0	0.0	0	0	0	22	41%
Nov 18	at Was	L	1/0	0	0	0.0	0	0	0	22	42%
Nov 26	Car	L	1/1	4	2	0.0	0	0	0	30	44%
Dec 2	at Dal	L	1/1	8	5	1.5	0	0	0	31	48%
Dec 9	at TB	W	1/1	2	2	0.0	0	0	0	47	65%
Dec 13	Cin	L	1/1	10	7	2.5	0	0	1	52	67%
Dec 23	Was	L	1/1	5	3	0.0	0	1	0	39	74%
Dec 30	at NYG	L	1/1	2	2	0.0	0	0	0	49	78%
<b>Totals</b>			<b>16/6</b>	<b>50</b>	<b>34</b>	<b>5.5</b>	<b>0</b>	<b>1</b>	<b>2</b>	<b>420</b>	<b>40%</b>

## 2011 GAME-BY-GAME STATISTICS (PHI)

Date	Opp	GP/S	Tot	Solo	Sk	Int	PD	FF	FR	Snap	Pct
Sep 11	at StL	W	0/0							RESERVE/PUP	
Sep 18	at Atl	L	0/0							RESERVE/PUP	
Sep 25	NYG	L	0/0							RESERVE/PUP	
Oct 2	SF	L	0/0							RESERVE/PUP	
Oct 9	at Buf	L	0/0							RESERVE/PUP	
Oct 16	at Was	W	0/0							RESERVE/PUP	
Oct 30	Dal	W	0/0							RESERVE/PUP	
Nov 7	Chi	L	1/0	3	1	0.0	0	0	0	N/A	N/A
Nov 13	Ari	L	1/0	0	0	0.0	0	0	0	N/A	N/A
Nov 20	at NYG	W	0/0							INACTIVE	
Nov 27	NE	L	0/0							INACTIVE	
Dec 1	at Sea	L	0/0							DID NOT PLAY	
Dec 11	at Mia	W	0/0							INACTIVE	
Dec 18	NYJ	W	1/0	1	1	0.0	0	0	0	N/A	N/A
Dec 24	at Dal	W	0/0							INACTIVE	
Jan 1	Was	W	0/0							DID NOT PLAY	
<b>Totals</b>			<b>3/0</b>	<b>4</b>	<b>2</b>	<b>0.0</b>	<b>0</b>	<b>0</b>	<b>0</b>	<b>N/A</b>	<b>N/A</b>

## 2010 GAME-BY-GAME STATISTICS (PHI)

Date	Opp	GP/S	Tot	Solo	Sk	Int	PD	FF	FR	Snap	Pct
Sep 12	GB	L	1/1	1	1	0.0	0	0	0	N/A	N/A
Sep 19	at Det	W	1/1	2	1	1.0	0	0	0	N/A	N/A
Sep 26	at Jax	W	1/1	3	1	0.0	0	0	0	N/A	N/A
Oct 3	Was	W	1/1	3	3	0.0	0	0	0	N/A	N/A
Oct 10	at SF	L	1/0	3	2	1.0	0	0	1	N/A	N/A
Oct 17	Atl	W	1/0	1	1	0.0	0	0	0	N/A	N/A
Oct 24	at Ten	L	1/0	0	0	0.0	0	0	0	N/A	N/A
Nov 7	Ind	W	1/0	0	0	0.0	0	0	0	N/A	N/A
Nov 15	at Was	W	1/0	0	0	0.0	0	0	0	N/A	N/A
Nov 21	NYG	W	1/0	2	1	0.0	0	0	1	N/A	N/A
Nov 28	at Chi	L	1/1	2	2	1.0	0	0	0	N/A	N/A
Dec 2	Hou	W	1/1	1	0	0.0	0	0	0	N/A	N/A
Dec 12	at Dal	W	1/0	1	0	0.0	0	0	0	N/A	N/A
Dec 19	at NYG	W	0/0							RESERVE/INJURED	
Dec 28	Min	L	0/0							RESERVE/INJURED	
Jan 2	Dal	L	0/0							RESERVE/INJURED	
<b>Totals</b>			<b>13/6</b>	<b>19</b>	<b>12</b>	<b>3.0</b>	<b>0</b>	<b>0</b>	<b>2</b>	<b>0</b>	<b>N/A</b>
<b>PLAYOFFS</b>											
Jan 9	GB	L	0/0							RESERVE/INJURED	
<b>Totals</b>			<b>0/0</b>	<b>0</b>	<b>0</b>	<b>0.0</b>	<b>0</b>	<b>0</b>	<b>0</b>	<b>0</b>	<b>N/A</b>





# JAVON HARGRAVE

DEFENSIVE TACKLE | 97

(pronounced JAY-von)



**Height:** 6-2 **Weight:** 305 **DOB:** Feb. 7, 1993 (Age 28)

**NFL Experience:** 6th Year (2nd with Eagles) **Draft:** D3-16 (89th overall) by PIT **Acquired:** FA-Pit-20

**College:** South Carolina State **Hometown (HS):** Salisbury, NC (North Roan)

## CAREER STATISTICS

Year	Team	GP/S	TACKLES					PASS DEFENSE					FUMBLES			DEF SNAPS	
			Total	Solo	Asst	TFL	Sacks	Int	Yds	Lg	TD	PD	FF	FR	Yds	No	Pct
2016	Pittsburgh	15/13	27	18	9	5	2.0	0	0	--	0	0	0	1	0	492	47%
2017	Pittsburgh	16/12	32	21	11	4	2.0	0	0	--	0	1	1	0	0	455	46%
2018	Pittsburgh	16/14	49	32	17	6	6.5	0	0	--	0	1	0	0	0	455	44%
2019	Pittsburgh	16/13	60	35	25	7	4.0	0	0	--	0	0	1	0	0	680	63%
2020	Philadelphia	15/11	38	24	14	5	4.5	0	0	--	0	0	0	1	0	600	54%
2021	Philadelphia	10/10	45	19	26	7	6.0	0	0	--	0	0	1	0	0	474	69%
<b>Totals</b>		<b>88/73</b>	<b>251</b>	<b>149</b>	<b>102</b>	<b>34</b>	<b>25.0</b>	<b>0</b>	<b>0</b>	<b>--</b>	<b>0</b>	<b>2</b>	<b>3</b>	<b>2</b>	<b>0</b>	<b>---</b>	<b>---</b>

## PLAYOFFS

2016	Pittsburgh	3/3	8	4	4	3	1.0	0	0	--	0	0	0	0	0	153	77%
2017	Pittsburgh	1/1	1	1	0	0	0.0	0	0	--	0	0	0	0	0	23	38%
<b>Totals</b>		<b>4/4</b>	<b>9</b>	<b>5</b>	<b>4</b>	<b>3</b>	<b>1.0</b>	<b>0</b>	<b>0</b>	<b>--</b>	<b>0</b>	<b>0</b>	<b>0</b>	<b>0</b>	<b>0</b>	<b>---</b>	<b>---</b>

## ADDITIONAL STATISTICS

Fumble Recovery TDs: 1 - 2016 (1)

## CAREER HIGHS

<b>Tackles</b>	10	10/8/17 vs. Jax.
<b>Sacks</b>	2.0	3x, last: 9/27/21 at Dal.
<b>INTs</b>	--	---
<b>PDs</b>	1	2x, last: 11/18/18 at Jax.
<b>FFs</b>	1	3x, last: 9/27/21 at Dal.
<b>FRs</b>	1	2x, last: 12/13/20 vs. NO

## NOTES TO KNOW

- ▶ Is tied for the 2nd-most sacks among NFL DTs (6.0) in 2021, behind **Jeffery Simmons** (7.5) ... Ranks T-4th among all NFL DTs in TFLs this season (7), trailing **Aaron Donald** (9), **Jeffery Simmons** (9) and **Jonathan Allen** (8)

## 2021 SEASON - EAGLES

- ▶ Recorded a sack in his third straight game after bringing down Panthers QB **Sam Darnold** in the 21-18 comeback win at Car. (10/10/21)
- ▶ Posted 6 tackles and 1.0 sack vs. KC (10/3/21) ... Sacked Chiefs QB **Patrick Mahomes** on the first play of the second half
- ▶ Totaled a career-high-tying 2.0 sacks and 1 FF with 6 tackles (5 solo) at Dal. (9/27/21) ... Strip-sacked Cowboys QB **Dak Prescott**, resulting in a fumble recovery TD by **Fletcher Cox** ... Became the first Eagle to record 2.0+ sacks in at least two of the first three games of the season since **Trent Cole** in 2006
- ▶ Led the Eagles defense with 5 tackles (3 solo), 2 TFLs and a career-high-tying 2.0 sacks in the 32-6 victory at Atl. (9/12/21) ... Became the first Eagles DT to register 2.0+ sacks in a season opener since **Ken Clarke** on 9/7/86 at Washington (2.0)

## 2020 SEASON - EAGLES

- ▶ Totaled 38 tackles (24 solo), 18 QB pressures and hits, 5 TFLs, 4.5 sacks and 1 FR in his debut season with the Eagles
- ▶ Produced a career-high-tying 2.0 sacks on Saints QB **Taysom Hill** as well as 1 FR in the 24-21 win vs. NO (12/13/20)

## 2019 SEASON - STEELERS

- ▶ Posted career highs in total tackles (60), TFLs (7) and defensive snaps (680, 63%) while adding 4.0 sacks





## 2021 GAME-BY-GAME STATISTICS (PHI)

Date	Opp	GP/S	Tot	Solo	Sk	Int	PD	FF	FR	Snaps	Pct
Sep 12	at Atl	W	1/1	5	3	2.0	0	0	0	40	56%
Sep 19	SF	L	1/1	7	2	0.0	0	0	0	50	71%
Sep 27	at Dal	L	1/1	6	4	2.0	0	0	1	50	65%
Oct 3	KC	L	1/1	6	3	1.0	0	0	0	44	66%
Oct 10	at Car	W	1/1	3	1	1.0	0	0	0	49	69%
Oct 14	TB	L	1/1	4	3	0.0	0	0	0	59	79%
Oct 24	at LV	L	1/1	7	0	0.0	0	0	0	49	74%
Oct 31	at Det	W	1/1	1	0	0.0	0	0	0	31	50%
Nov 7	LAC	L	1/1	3	2	0.0	0	0	0	52	75%
Nov 14	at Den	W	1/1	2	1	0.0	0	0	0	50	86%
Nov 21	NO										
Nov 28	at NYG										
Dec 5	at NYJ										
TBD	Was										
Dec 26	NYG										
Jan 2	at Was										
Jan 9	Dal										
<b>Totals</b>			<b>10/10</b>	<b>45</b>	<b>19</b>	<b>6.0</b>	<b>0</b>	<b>0</b>	<b>1</b>	<b>474</b>	<b>69%</b>

- Recorded a strip-sack of Rams QB **Jared Goff** that was recovered by Steelers S **Minkah Fitzpatrick** and returned 43 yards for a TD in the win vs. LAR (11/10/19)

## 2018 SEASON - STEELERS

- Registered the 3rd-most sacks on the Steelers' defense (career-high 6.5) along with 49 tackles (32 solo) and 6 TFLs
- Contributed to sacks in three consecutive games (11/18/18-12/2/18), including a career-high 2.0 sacks against Jaguars QB **Blake Bortles** in the 20-16 win at Jax. (11/18/18)

## 2017 SEASON - STEELERS

- Finished the regular season with 32 tackles (21 solo), 4 TFLs and 2.0 sacks ... Also added 1 solo tackle in the postseason during the AFC Divisional Round vs. Jax. (1/4/18)
- Tallied a career-high 10 tackles (4 solo) vs. Jax. (10/8/17)

## 2016 SEASON - STEELERS

- Produced 27 tackles (18 solo), 5 TFLs and 2.0 sacks during the regular season of his rookie campaign ... Also combined for 8 tackles (4 solo), 3 TFLs and 1.0 sack in three playoff contests
- Logged 5 tackles (2 solo) and sacked Patriots QB **Tom Brady** in the AFC Championship Game at NE (1/22/17)
- Recovered a fumble by Browns QB **Josh McCown** (forced by Steelers LB **Ryan Shazier**) in the end zone for his first career TD in the 24-9 victory at Cle. (11/20/16)

## COLLEGE HIGHLIGHTS

- Started each of his 47 career games played at South Carolina State (2012-15), totaling 200 tackles, 62 TFLs, 37.0 sacks, 5 FFs and 2 FRs ... Selected a two-time SBN Sports Mel Blount Defensive Player of the Year and Defensive Player of the Year in the Mid-Eastern Athletic Conference (2014-15)
- In 2015, ranked 5th in the FCS with 22 TFLs ... Led the MEAC and finished 3rd in the FCS with 16.0 sacks in 2014 ... Voted second-team All-MEAC for the 2013 season

## 2020 GAME-BY-GAME STATISTICS (PHI)

Date	Opp	GP/S	Tot	Solo	Sk	Int	PD	FF	FR	Snaps	Pct
Sep 13	at Was	L	0/0	INACTIVE							
Sep 20	LAR	L	1/0	0	0	0.0	0	0	0	25	36%
Sep 27	Cin	T	1/0	0	0	0.0	0	0	0	32	44%
Oct 4	at SF	W	1/0	0	0	0.5	0	0	0	42	58%
Oct 11	at Pit	L	1/1	4	2	0.5	0	0	0	49	65%
Oct 18	Bal	L	1/0	0	0	0.0	0	0	0	42	58%
Oct 22	NYG	W	1/1	2	1	0.0	0	0	0	42	70%
Nov 1	Dal	W	1/1	3	2	0.0	0	0	0	48	61%
Nov 15	at NYG	L	1/1	3	2	0.5	0	0	0	35	49%
Nov 22	at Cle	L	1/1	7	4	0.0	0	0	0	49	73%
Nov 30	Sea	L	1/1	3	2	0.0	0	0	0	37	55%
Dec 6	at GB	L	1/1	2	1	1.0	0	0	0	29	48%
Dec 13	NO	W	1/1	4	2	2.0	0	0	1	42	67%
Dec 20	at Ari	L	1/1	2	2	0.0	0	0	0	39	57%
Dec 27	at Dal	L	1/1	5	4	0.0	0	0	0	51	73%
Jan 3	Was	L	1/1	3	2	0.0	0	0	0	38	60%
<b>Totals</b>			<b>15/11</b>	<b>38</b>	<b>24</b>	<b>4.5</b>	<b>0</b>	<b>0</b>	<b>1</b>	<b>600</b>	<b>54%</b>

## MULTI-SACK GAMES (3)

Date	Opponent	Sacks
9/27/21	at Dallas Cowboys (L, 21-41)	2.0
9/12/21	at Atlanta Falcons (W, 32-6)	2.0
12/13/20	vs. New Orleans Saints (W, 24-21)	2.0
11/18/18	at Jacksonville Jaguars (W, 20-16)	2.0



## BIRDSEED

- Majored in sports communication at South Carolina State
- Attended North Roan (NC) High School, lettering in football, basketball and track ... Garnered all-state and all-county honors in football and was named Defensive Player of the Year twice ... A member of his high school's 2011 basketball state title team and was named Player of the Year following his junior season
- Is the son of Yvette and Tim Bates

## TRANSACTIONS

- 3/18/20** - Agreed to terms with PHI on 3-year contract ... **2016** - Drafted by PIT in 3rd round (89th overall)

## 2019 GAME-BY-GAME STATISTICS (PIT)

Date	Opp		GP/S	Tot	Solo	Sk	Int	PD	FF	FR	Snap	Pct
Sep 8	at NE	L	1/1	0	0	0.0	0	0	0	0	26	37%
Sep 15	Sea	L	1/0	1	0	0.0	0	0	0	0	37	47%
Sep 22	at SF	L	1/1	6	6	0.0	0	0	0	0	46	58%
Sep 30	Cin	W	1/0	3	2	1.0	0	0	0	0	26	39%
Oct 6	Bal	L	1/1	2	2	1.0	0	0	0	0	39	49%
Oct 13	at LAC	W	1/0	2	1	0.0	0	0	0	0	39	63%
Oct 28	Mia	W	1/1	1	1	0.0	0	0	0	0	32	53%
Nov 3	Ind	W	1/1	4	3	0.0	0	0	0	0	51	73%
Nov 10	LAR	W	1/1	7	2	1.0	0	0	1	0	55	73%
Nov 14	at Cle	L	1/1	9	6	0.0	0	0	0	0	55	79%
Nov 24	at Cin	W	1/1	4	2	0.0	0	0	0	0	38	67%
Dec 1	Cle	W	1/1	6	3	1.0	0	0	0	0	46	70%
Dec 8	at Ari	W	1/1	2	1	0.0	0	0	0	0	42	72%
Dec 15	Buf	L	1/1	2	2	0.0	0	0	0	0	52	80%
Dec 22	at NYJ	L	1/1	6	1	0.0	0	0	0	0	45	74%
Dec 29	at Bal	L	1/1	5	3	0.0	0	0	0	0	51	75%
<b>Totals</b>			<b>16/13</b>	<b>60</b>	<b>35</b>	<b>4.0</b>	<b>0</b>	<b>0</b>	<b>1</b>	<b>0</b>	<b>680</b>	<b>63%</b>

## 2018 GAME-BY-GAME STATISTICS (PIT)


Date	Opp		GP/S	Tot	Solo	Sk	Int	PD	FF	FR	Snap	Pct
Sep 9	at Cle	T	1/1	4	3	1.0	0	0	0	0	25	28%
Sep 16	KC	L	1/0	1	1	0.0	0	0	0	0	17	29%
Sep 24	at TB	W	1/1	2	2	0.0	0	0	0	0	23	32%
Sep 30	Bal	L	1/1	3	2	1.0	0	0	0	0	27	36%
Oct 7	Atl	W	1/1	1	0	0.0	0	0	0	0	17	24%
Oct 14	at Cin	W	1/1	5	2	1.0	0	0	0	0	21	34%
Oct 28	Cle	W	1/1	3	2	0.0	0	0	0	0	24	38%
Nov 4	at Bal	W	1/1	2	1	0.0	0	0	0	0	18	30%
Nov 8	Car	W	1/1	6	6	0.0	0	0	0	0	37	65%
Nov 18	at Jax	W	1/1	4	4	2.0	0	1	0	0	51	74%
Nov 25	at Den	L	1/1	4	1	0.5	0	0	0	0	46	81%
Dec 2	LAC	L	1/1	4	3	1.0	0	0	0	0	33	52%
Dec 9	at Oak	L	1/0	3	2	0.0	0	0	0	0	31	46%
Dec 16	NE	W	1/1	3	1	0.0	0	0	0	0	31	50%
Dec 23	at NO	L	1/1	0	0	0.0	0	0	0	0	30	46%
Dec 30	Cin	W	1/1	4	2	0.0	0	0	0	0	24	49%
<b>Totals</b>			<b>16/14</b>	<b>49</b>	<b>32</b>	<b>6.5</b>	<b>0</b>	<b>1</b>	<b>0</b>	<b>0</b>	<b>455</b>	<b>44%</b>

## 2017 GAME-BY-GAME STATISTICS (PIT)

Date	Opp		GP/S	Tot	Solo	Sk	Int	PD	FF	FR	Snap	Pct
Sep 10	at Cle	W	1/1	3	3	1.0	0	0	0	0	25	38%
Sep 17	Min	W	1/0	0	0	0.0	0	0	0	0	23	35%
Sep 24	at Chi	L	1/1	2	2	1.0	0	0	0	0	38	59%
Oct 1	at Bal	W	1/1	1	0	0.0	0	0	0	0	29	42%
Oct 8	Jax	L	1/1	10	4	0.0	0	0	0	0	33	61%
Oct 15	at KC	W	1/1	0	0	0.0	0	0	0	0	21	39%
Oct 22	Cin	W	1/1	3	1	0.0	0	0	0	0	28	55%
Oct 29	at Det	W	1/1	2	2	0.0	0	0	0	0	39	55%
Nov 12	at Ind	W	1/1	0	0	0.0	0	1	0	0	28	48%
Nov 16	Ten	W	1/0	3	2	0.0	0	0	0	0	23	35%
Nov 26	GB	W	1/0	1	1	0.0	0	0	0	0	20	36%
Dec 4	at Cin	W	1/0	0	0	0.0	0	0	0	0	22	34%
Dec 10	Bal	W	1/1	4	4	0.0	0	0	1	0	39	61%
Dec 17	NE	L	1/1	1	1	0.0	0	0	0	0	39	66%
Dec 25	at Hou	W	1/1	1	0	0.0	0	0	0	0	18	33%
Dec 31	Cle	W	1/1	1	1	0.0	0	0	0	0	30	46%
<b>Totals</b>			<b>16/12</b>	<b>32</b>	<b>21</b>	<b>2.0</b>	<b>0</b>	<b>1</b>	<b>1</b>	<b>0</b>	<b>455</b>	<b>46%</b>
<b>PLAYOFFS</b>												
Jan 14	Jax	L	1/1	1	1	0.0	0	0	0	0	23	38%
<b>Totals</b>			<b>1/1</b>	<b>1</b>	<b>1</b>	<b>0.0</b>	<b>0</b>	<b>0</b>	<b>0</b>	<b>0</b>	<b>23</b>	<b>38%</b>

## 2016 GAME-BY-GAME STATISTICS (PIT)

Date	Opp		GP/S	Tot	Solo	Sk	Int	PD	FF	FR	Snap	Pct
Sep 12	at Was	W	1/0	0	0	0.0	0	0	0	0	13	22%
Sep 18	Cin	W	1/1	1	1	0.0	0	0	0	0	11	15%
Sep 25	at Phi	L	1/1	1	1	0.0	0	0	0	0	13	20%
Oct 2	KC	W	1/1	2	0	0.0	0	0	0	0	26	35%
Oct 9	NYJ	W	1/0	2	2	0.0	0	0	0	0	32	55%
Oct 16	at Mia	L	1/1	3	1	0.0	0	0	0	0	48	69%
Oct 23	NE	L	1/1	1	1	0.0	0	0	0	0	44	77%
Nov 6	at Bal	L	1/1	1	0	0.0	0	0	0	0	27	39%
Nov 13	Dal	L	1/1	1	1	0.0	0	0	0	0	21	32%
Nov 20	at Cle	W	1/1	1	1	1.0	0	0	0	1	41	62%
Nov 24	at Ind	W	1/1	5	4	1.0	0	0	0	0	46	73%
Dec 4	NYG	W	1/1	2	2	0.0	0	0	0	0	12	20%
Dec 11	at Buf	W	0/0	INACTIVE								
Dec 18	at Cin	W	1/1	1	0	0.0	0	0	0	0	49	85%
Dec 25	Bal	W	1/1	4	2	0.0	0	0	0	0	63	84%
Jan 1	Cle	W	1/1	2	2	0.0	0	0	0	0	46	59%
<b>Totals</b>			<b>15/13</b>	<b>27</b>	<b>18</b>	<b>2.0</b>	<b>0</b>	<b>0</b>	<b>0</b>	<b>1</b>	<b>492</b>	<b>47%</b>
<b>PLAYOFFS</b>												
Jan 8	Mia	W	1/1	1	0	0.0	0	0	0	0	50	77%
Jan 15	at KC	W	1/1	2	2	0.0	0	0	0	0	51	86%
Jan 22	at NE	L	1/1	5	2	1.0	0	0	0	0	52	70%
<b>Totals</b>			<b>3/3</b>	<b>8</b>	<b>4</b>	<b>1.0</b>	<b>0</b>	<b>0</b>	<b>0</b>	<b>0</b>	<b>153</b>	<b>77%</b>



# ANTHONY HARRIS

SAFETY | 28



**Height:** 6-1 **Weight:** 202 **DOB:** Oct. 9, 1991 (Age 30)

**NFL Experience:** 7th Year (1st with Eagles) **Draft:** UDFA-15 by MIN **Acquired:** FA-Min-21

**College:** Virginia **Hometown (HS):** Chesterfield, VA (Lloyd C. Bird)

## CAREER STATISTICS

Year	Team	GP/S	TACKLES					PASS DEFENSE					FUMBLES			DEF SNAPS	
			Total	Solo	Asst	TFL	Sacks	Int	Yds	Lg	TD	PD	FF	FR	Yds	No	Pct
2015	Minnesota	4/2	15	12	3	0	0.0	0	0	--	0	2	0	0	0	147	14%
2016	Minnesota	16/3	35	24	11	0	0.0	0	0	--	0	1	0	1	0	234	23%
2017	Minnesota	16/3	12	11	1	0	0.0	0	0	--	0	1	1	2	0	197	20%
2018	Minnesota	15/9	42	31	11	0	0.0	3	33	33	0	6	0	0	0	623	60%
2019	Minnesota	14/14	60	35	25	1	0.0	6	42	20t	1	11	0	1	0	909	83%
2020	Minnesota	16/16	104	58	46	2	0.0	0	0	--	0	7	0	0	0	1,074	100%
2021	Philadelphia	8/8	51	25	26	0	0.0	1	2	--	0	1	0	0	0	534	78%
<b>Totals</b>		<b>89/55</b>	<b>319</b>	<b>196</b>	<b>123</b>	<b>3</b>	<b>0.0</b>	<b>10</b>	<b>77</b>	<b>33</b>	<b>1</b>	<b>29</b>	<b>1</b>	<b>4</b>	<b>0</b>	<b>---</b>	<b>---</b>

## PLAYOFFS

2015	Minnesota	1/0	0	0	0	0	0.0	0	0	--	0	0	0	0	0	0	0%
2017	Minnesota	2/0	9	7	2	0	0.0	0	0	--	0	0	0	0	0	57	43%
2019	Minnesota	2/2	9	5	4	0	0.0	1	30	30	0	1	0	0	0	127	100%
<b>Totals</b>		<b>5/2</b>	<b>18</b>	<b>12</b>	<b>6</b>	<b>0</b>	<b>0.0</b>	<b>1</b>	<b>30</b>	<b>30</b>	<b>0</b>	<b>1</b>	<b>0</b>	<b>0</b>	<b>0</b>	<b>---</b>	<b>---</b>

## ADDITIONAL STATISTICS

**Special Teams Tackles:** 23 - 2018 (6), 2017 (8), 2016 (9) **Postseason Special Teams Tackles:** 3 - 2017 (3)

## CAREER HIGHS

<b>Tackles</b>	15	12/18/16 vs. Ind.
<b>Sacks</b>	--	---
<b>INTs</b>	2	2x, last: 9/8/19 vs. Atl.
<b>PDs</b>	3	11/18/18 at Chi.
<b>FFs</b>	1	11/19/17 vs. LAR
<b>FRs</b>	1	4x, last: 9/8/19 vs. Atl.

**Nickname:** Ant or Catman (owns two cats) ... **Hobbies:** Fishing and attending concerts/sporting events ... **First job:** "I was hired as a bouncer in college and was promoted to barback and then bartender." ... **Desired talent:** Learn how to play an instrument (piano or guitar) or work on a table as a DJ ... **NFL player he learned the most from:** Terrance Newman ... **Career if he wasn't playing football:** "I've always said I would be in mentoring, helping people through life and figuring out their direction, whether that's as a motivational speaker, psychologist or counselor."

## CAREER HIGHLIGHTS

- Named to the PFWA **All-NFC** Team after tying **Stephon Gilmore** and **Tre'Davious White** for the league lead with a career-high 6 INTs during the 2019 season ... Became the fourth player in Vikings history to own a share of the most INTs in the NFL

## 2021 SEASON - EAGLES

- Tallied a team-high 9 tackles (6 solo) in the 30-13 victory at Den. (11/14/21)
- Picked off Buccaneers QB **Tom Brady** with 0:57 remaining in the first half vs. TB (10/14/21) ... Also posted 5 tackles (3 solo) and 1 PD
- Recorded a team-high 14 tackles (6 solo) at Dal. (9/27/21) ... Marked the 2nd-highest single-game total of his career (15 tackles on 12/18/16 vs. Indianapolis with Minnesota)

## 2020 SEASON - VIKINGS

- Appeared in all 1,074 defensive snaps for the Vikings and produced a career-high 104 tackles (58 solo) along with 7 PDs ... Ranked 3rd on the team and 8th among NFL DBs in tackles, behind **Budda Baker** (118) and **John Johnson** (105) in the NFC
- Recorded a season-high 11 tackles vs. Car. (11/29/20) ... Marked the 3rd-highest single-game total of his career

## 2019 SEASON - VIKINGS

- Earned PFWA **All-NFC** honors after tying for the NFL lead with a career-high 6 INTs (also **Stephon Gilmore** and **Tre'Davious White**) ... Became the fourth player in Vikings history to own a share of the league's INTs crown for a season ... Also tallied 60 tackles (35 solo), a career-high 11 PDs, 1 FR and 1 TD





## 2021 GAME-BY-GAME STATISTICS (PHI)

Date	Opp	GP/S	Tot	Solo	Sk	Int	PD	FF	FR	Snap	Pct
Sep 12	at Atl	W	1/1	3	2	0.0	0	0	0	72	100%
Sep 19	SF	L	1/1	10	2	0.0	0	0	0	70	100%
Sep 27	at Dal	L	1/1	14	6	0.0	0	0	0	77	100%
Oct 3	KC	L	1/1	3	1	0.0	0	0	0	67	100%
Oct 10	at Car	W	1/1	4	2	0.0	0	0	0	71	100%
Oct 14	TB	L	1/1	5	3	0.0	1	1	0	66	88%
Oct 24	at LV	L	0/0	INACTIVE							
Oct 31	at Det	W	0/0	INACTIVE							
Nov 7	LAC	L	1/1	3	3	0.0	0	0	0	62	90%
Nov 14	at Den	W	1/1	9	6	0.0	0	0	0	49	84%
Nov 21	NO										
Nov 28	at NYG										
Dec 5	at NYJ										
TBD	Was										
Dec 26	NYG										
Jan 2	at Was										
Jan 9	Dal										
<b>Totals</b>			<b>8/8</b>	<b>51</b>	<b>25</b>	<b>0.0</b>	<b>1</b>	<b>1</b>	<b>0</b>	<b>534</b>	<b>78%</b>

## 2020 GAME-BY-GAME STATISTICS (MIN)

Date	Opp	GP/S	Tot	Solo	Sk	Int	PD	FF	FR	Snap	Pct
Sep 13	GB	L	1/1	8	5	0.0	0	0	0	78	100%
Sep 20	at Ind	L	1/1	6	3	0.0	0	0	0	73	100%
Sep 27	Ten	L	1/1	8	6	0.0	0	1	0	75	100%
Oct 4	at Hou	W	1/1	5	3	0.0	0	0	0	65	100%
Oct 11	at Sea	L	1/1	4	3	0.0	0	0	0	54	100%
Oct 18	Atl	L	1/1	8	5	0.0	0	1	0	80	100%
Nov 1	at GB	W	1/1	6	5	0.0	0	1	0	74	100%
Nov 8	Det	W	1/1	5	3	0.0	0	0	0	75	100%
Nov 16	at Chi	W	1/1	5	4	0.0	0	1	0	50	100%
Nov 22	Dal	L	1/1	7	3	0.0	0	0	0	66	100%
Nov 29	Car	W	1/1	11	2	0.0	0	0	0	65	100%
Dec 6	Jax	W	1/1	5	2	0.0	0	1	0	71	100%
Dec 13	at TB	L	1/1	3	2	0.0	0	0	0	51	100%
Dec 20	Chi	L	1/1	7	4	0.0	0	0	0	64	100%
Dec 25	at NO	L	1/1	8	1	0.0	0	0	0	75	100%
Jan 3	at Det	W	1/1	8	7	0.0	0	2	0	58	100%
<b>Totals</b>			<b>16/16</b>	<b>104</b>	<b>58</b>	<b>0.0</b>	<b>0</b>	<b>7</b>	<b>0</b>	<b>1,074</b>	<b>100%</b>

- ▶ Intercepted Saints QB **Drew Brees** in the Wild Card victory at NO (1/5/20) ... Including playoffs, became the only player to have at least 7 INTs during the 2019 season ... His 30-yard return tied for the 4th-longest INT return in Vikings postseason history
- ▶ Picked off Packers QB **Aaron Rodgers** vs. GB (12/23/19)
- ▶ Logged an INT off Chargers QB **Philip Rivers** in the win at LAC (12/15/19) ... Added 4 tackles (2 solo), including 1 TFL
- ▶ Scored his first career TD by intercepting a batted pass by Seahawks QB **Russell Wilson** and returning it 20 yards for a second-quarter score at Sea. (12/2/19)
- ▶ Grabbed an INT against QB **Dwayne Haskins** vs. Was. (10/24/19)
- ▶ Earned **NFC Defensive Player of the Week** recognition after recording a career-high-tying 2 INTs against Falcons QB **Matt Ryan** and adding 1 FR with 5 tackles (3 solo) in the season-opening victory vs. Atl. (9/8/19) ... Became the 15th player in Vikings history to produce 3 takeaways in a single game

## 2018 SEASON - VIKINGS

- ▶ Took over a starting role (nine starts) and totaled 42 tackles (31 solo), 6 PDs and 3 INTs ... Added 6 special teams tackles
- ▶ Posted his first career multi-INT game (career-high 2 INTs and 3 PDs) against Bears QB **Mitchell Trubisky** at Chi. (11/18/18)
- ▶ Picked off Cardinals QB **Josh Rosen** and had 2 PDs in the win vs. Ari. (10/14/18) ... Also notched 3 special teams tackles

## 2017 SEASON - VIKINGS

- ▶ Finished the year with 12 tackles (11 solo), 1 PD and 1 FF while adding 8 special teams tackles ... Contributed to the NFL's No. 1-ranked defense in the regular season
- ▶ Led the Vikings with 7 tackles (6 solo), 1 PD, 1 FF and 1 FR in the win vs. LAR (11/19/17) ... Had a game-changing FF against Rams WR **Cooper Kupp** which he recovered at the 1-yard line
- ▶ Posted 3 solo tackles and 1 FR in the win at Cle. (10/29/17)

## 2016 SEASON - VIKINGS

- ▶ Produced 35 tackles (24 solo), 1 PD and 1 FR ... Also totaled a career-high 9 special teams tackles



## 2019 GAME-BY-GAME STATISTICS (MIN)

Date	Opp		GP/S	Tot	Solo	Sk	Int	PD	FF	FR	Snaps	Pct
Sep 8	Atl	W	1/1	5	3	0.0	2	2	0	1	74	100%
Sep 15	at GB	L	1/1	7	5	0.0	0	0	0	0	71	100%
Sep 22	Oak	W	1/1	2	2	0.0	0	0	0	0	51	86%
Sep 29	at Chi	L	1/1	4	3	0.0	0	0	0	0	55	79%
Oct 6	at NYG	W	1/1	4	1	0.0	0	1	0	0	68	100%
Oct 13	Phi	W	1/1	6	4	0.0	0	1	0	0	63	98%
Oct 20	at Det	W	1/1	7	5	0.0	0	1	0	0	75	100%
Oct 24	Was	W	1/1	2	0	0.0	1	1	0	0	43	100%
Nov 3	at KC	L	1/1	5	3	0.0	0	0	0	0	59	100%
Nov 10	at Dal	W	1/1	3	3	0.0	0	1	0	0	71	100%
Nov 17	Den	W	0/0	INACTIVE								
Dec 2	at Sea	L	1/1	7	2	0.0	1	1	0	0	75	100%
Dec 8	Det	W	1/1	1	1	0.0	0	0	0	0	65	92%
Dec 15	at LAC	W	1/1	4	2	0.0	1	1	0	0	62	100%
Dec 23	GB	L	1/1	3	1	0.0	1	2	0	0	77	100%
Dec 29	Chi	L	0/0	INACTIVE								
Totals			14/14	60	35	0.0	6	11	0	1	909	83%
PLAYOFFS												
Jan 5	at NO	W	1/1	3	1	0.0	1	1	0	0	56	100%
Jan 11	at SF	L	1/1	6	4	0.0	0	0	0	0	71	100%
Totals			2/2	9	5	0.0	1	1	0	0	127	100%



## 2018 GAME-BY-GAME STATISTICS (MIN)

Date	Opp		GP/S	Tot	Solo	Sk	Int	PD	FF	FR	Snap	Pct
Sep 9	SF	W	1/0	0	0	0.0	0	0	0	0	0	0%
Sep 16	at GB	T	1/0	0	0	0.0	0	0	0	0	0	0%
Sep 23	Buf	L	1/0	0	0	0.0	0	0	0	0	0	0%
Sep 27	at LAR	L	0/0	INACTIVE								
Oct 7	at Phi	W	1/0	0	0	0.0	0	0	0	0	0	0%
Oct 14	Ari	W	1/0	0	0	0.0	1	2	0	0	15	26%
Oct 21	at NYJ	W	1/0	1	0	0.0	0	0	0	0	26	37%
Oct 28	NO	L	1/1	2	1	0.0	0	0	0	0	49	93%
Nov 4	Det	W	1/1	5	3	0.0	0	0	0	0	70	100%
Nov 18	at Chi	L	1/1	4	3	0.0	2	3	0	0	74	100%
Nov 25	GB	W	1/1	2	1	0.0	0	0	0	0	53	100%
Dec 2	at NE	L	1/1	7	5	0.0	0	1	0	0	74	100%
Dec 10	at Sea	L	1/1	8	6	0.0	0	0	0	0	66	100%
Dec 16	Mia	W	1/1	3	2	0.0	0	0	0	0	53	100%
Dec 23	at Det	W	1/1	5	5	0.0	0	0	0	0	75	100%
Dec 30	Chi	L	1/1	5	5	0.0	0	0	0	0	68	100%
Totals			15/9	42	31	0.0	3	6	0	0	623	60%

- ▶ Logged 8 tackles (5 solo) and 1 FR in the win vs. Chi. (1/1/17)
- ▶ Registered a team-leading, career-high 15 tackles (9 solo) and tallied 1 PD vs. Ind. (12/18/16)

## 2015 SEASON - VIKINGS

- ▶ Recorded 15 tackles (12 solo) and 2 PDs over the last final four games (two starts) of the season ... Joined QB **Taylor Heinicke** as the only Vikings UDFA's to make the 53-man roster

## COLLEGE HIGHLIGHTS

- ▶ Appeared in 49 career games (35 starts) at Virginia and finished with 289 tackles, 11 INTs, 2.0 sacks and 2 FFs ... Ended his career ranked 10th in school history with 11 INTs
- ▶ Started all 12 games as a senior and posted a career-high 108 tackles en route to All-ACC recognition
- ▶ As a junior, named first-team All-ACC and second-team Walter Camp All-America after registering a career-high 8 INTs ... His 8 INTs were the most by a Cavalier since **Ronde Barber** in 1994 ... Set a school record with an INT in five consecutive games

## BIRDSEED

- ▶ Earned a bachelor's degree in sociology from Virginia
- ▶ Owns a Cryotherapy business, CryoRVA, in the Richmond area
- ▶ A standout at QB, WR and DB at Lloyd C. Bird (VA) High School, where he earned all-state honors as a junior and senior at DB ... Notched more than 1,000 passing yards and 800 rushing yards as a junior QB ... Also started on the basketball team
- ▶ His grandfather is an Army veteran

## TRANSACTIONS

- ▶ **3/20/21** - Agreed to terms with PHI on 1-year contract ... **5/18/20** - Signed by MIN to franchise tender ... **3/8/18** - Re-signed by MIN ... **12/10/15** - Signed by MIN to active roster from practice squad ... **9/6/15** - Signed by MIN to practice squad ... **9/5/15** - Waived by MIN ... **2015** - Signed by MIN as UDFA



## 2017 GAME-BY-GAME STATISTICS (MIN)

Date	Opp		GP/S	Tot	Solo	Sk	Int	PD	FF	FR	Snap	Pct
Sep 11	NO	W	1/0	0	0	0.0	0	0	0	0	0	0%
Sep 17	at Pit	L	1/0	0	0	0.0	0	0	0	0	0	0%
Sep 24	TB	W	1/0	0	0	0.0	0	0	0	0	0	0%
Oct 1	Det	L	1/0	0	0	0.0	0	0	0	0	0	0%
Oct 9	at Chi	W	1/0	0	0	0.0	0	0	0	0	1	2%
Oct 15	GB	W	1/1	2	2	0.0	0	0	0	0	66	100%
Oct 22	Bal	W	1/0	0	0	0.0	0	0	0	0	0	0%
Oct 29	at Cle	W	1/1	3	3	0.0	0	0	0	1	57	97%
Nov 12	at Was	W	1/0	0	0	0.0	0	0	0	0	0	0%
Nov 19	LAR	W	1/1	7	6	0.0	0	1	1	1	59	100%
Nov 23	at Det	W	1/0	0	0	0.0	0	0	0	0	0	0%
Dec 3	at Atl	W	1/0	0	0	0.0	0	0	0	0	0	0%
Dec 10	at Car	L	1/0	0	0	0.0	0	0	0	0	0	0%
Dec 17	Cin	W	1/0	0	0	0.0	0	0	0	0	14	27%
Dec 23	at GB	W	1/0	0	0	0.0	0	0	0	0	0	0%
Dec 31	Chi	W	1/0	0	0	0.0	0	0	0	0	0	0%
<b>Totals</b>			<b>16/3</b>	<b>12</b>	<b>11</b>	<b>0.0</b>	<b>0</b>	<b>1</b>	<b>1</b>	<b>2</b>	<b>197</b>	<b>20%</b>

## PLAYOFFS

Jan 14	NO	W	1/0	3	2	0.0	0	0	0	0	24	35%
Jan 21	at Phi	L	1/0	6	5	0.0	0	0	0	0	33	51%
<b>Totals</b>			<b>2/0</b>	<b>9</b>	<b>7</b>	<b>0.0</b>	<b>0</b>	<b>0</b>	<b>0</b>	<b>0</b>	<b>57</b>	<b>43%</b>

## 2015 GAME-BY-GAME STATISTICS (MIN)

Date	Opp		GP/S	Tot	Solo	Sk	Int	PD	FF	FR	Snap	Pct
Sep 14	at SF	L	---	VIKINGS PRACTICE SQUAD								
Sep 20	Det	W	---	VIKINGS PRACTICE SQUAD								
Sep 27	SD	W	---	VIKINGS PRACTICE SQUAD								
Oct 4	at Den	L	---	VIKINGS PRACTICE SQUAD								
Oct 18	KC	W	---	VIKINGS PRACTICE SQUAD								
Oct 25	at Det	W	---	VIKINGS PRACTICE SQUAD								
Nov 1	at Chi	W	---	VIKINGS PRACTICE SQUAD								
Nov 8	StL	W	---	VIKINGS PRACTICE SQUAD								
Nov 15	at Oak	W	---	VIKINGS PRACTICE SQUAD								
Nov 22	GB	L	---	VIKINGS PRACTICE SQUAD								
Nov 29	at Atl	W	---	VIKINGS PRACTICE SQUAD								
Dec 6	Sea	L	---	VIKINGS PRACTICE SQUAD								
Dec 10	at Ari	L	1/1	8	7	0.0	0	1	0	0	67	100%
Dec 20	Chi	W	1/1	5	4	0.0	0	1	0	0	63	98%
Dec 27	NYG	W	1/0	2	1	0.0	0	0	0	0	17	27%
Jan 3	at GB	W	1/0	0	0	0.0	0	0	0	0	0	0%
<b>Totals</b>			<b>4/2</b>	<b>15</b>	<b>12</b>	<b>0.0</b>	<b>0</b>	<b>2</b>	<b>0</b>	<b>0</b>	<b>147</b>	<b>14%</b>

## PLAYOFFS

Jan 10	Sea	L	1/0	0	0	0.0	0	0	0	0	0	0%
<b>Totals</b>			<b>1/0</b>	<b>0</b>	<b>0</b>	<b>0.0</b>	<b>0</b>	<b>0</b>	<b>0</b>	<b>0</b>	<b>0</b>	<b>0%</b>

## 2016 GAME-BY-GAME STATISTICS (MIN)

Date	Opp		GP/S	Tot	Solo	Sk	Int	PD	FF	FR	Snap	Pct
Sep 11	at Ten	W	1/0	0	0	0.0	0	0	0	0	1	2%
Sep 18	GB	W	1/0	0	0	0.0	0	0	0	0	0	0%
Sep 25	at Car	W	1/0	0	0	0.0	0	0	0	0	0	0%
Oct 3	NYG	W	1/0	0	0	0.0	0	0	0	0	0	0%
Oct 9	Hou	W	1/0	0	0	0.0	0	0	0	0	0	0%
Oct 23	at Phi	L	1/0	0	0	0.0	0	0	0	0	0	0%
Oct 31	at Chi	L	1/0	4	2	0.0	0	0	0	0	48	79%
Nov 6	Det	L	1/0	1	1	0.0	0	0	0	0	6	9%
Nov 13	at Was	L	1/0	0	0	0.0	0	0	0	0	0	0%
Nov 20	Ari	W	1/0	0	0	0.0	0	0	0	0	0	0%
Nov 24	at Det	L	1/0	0	0	0.0	0	0	0	0	0	0%
Dec 1	Dal	L	1/0	0	0	0.0	0	0	0	0	1	2%
Dec 11	at Jax	W	1/1	7	0	0.0	0	0	0	0	66	100%
Dec 18	Ind	L	1/1	15	9	0.0	0	1	0	0	70	100%
Dec 24	at GB	L	1/0	0	0	0.0	0	0	0	0	0	0%
Jan 1	Chi	W	1/1	8	5	0.0	0	0	0	1	42	70%
<b>Totals</b>			<b>16/3</b>	<b>35</b>	<b>24</b>	<b>0.0</b>	<b>0</b>	<b>1</b>	<b>0</b>	<b>1</b>	<b>234</b>	<b>23%</b>







# NATE HERBIG

CENTER/GUARD | 67



**Height:** 6-4 **Weight:** 334 **DOB:** July 10, 1998 (Age 23)

**NFL Experience:** 3rd Year (3rd with Eagles) **Draft:** UDFA-19 by PHI

**College:** Stanford **Hometown (HS):** Honolulu, HI (Saint Louis School)

## CAREER STATISTICS

			STARTS			OFF SNAPS	
Year	Team	GP/S	LG	C	RG	No	Pct
2019	Philadelphia	2/0	0	0	0	3	1%
2020	Philadelphia	15/12	5	0	7	891	79%
2021	Philadelphia	10/1	0	0	1	172	27%
<b>Totals</b>		<b>27/13</b>	<b>5</b>	<b>0</b>	<b>8</b>	---	---
PLAYOFFS							
2019	Philadelphia	1/0	0	0	0	0	0%
<b>Totals</b>		<b>1/0</b>	<b>0</b>	<b>0</b>	<b>0</b>	---	---

## CAREER HIGHLIGHTS

- ▶ Played in 15 games in 2020, including starts at LG (five) and RG (seven) ... Appeared in the 2nd-most snaps (891, 79%) among Eagles OL, trailing only **Jason Kelce** (1,124, 99%) ... Allowed only 2 sacks ... Blocked for a unit that ranked 3rd in rushing average (5.0) and 9th in rushing yards per game (126.7) ... Made his first career start at RG in the season opener at Was. (9/13/20)

## COLLEGE HIGHLIGHTS

- ▶ Played collegiately at Stanford, where he received second-team All-Pac-12 honors and was named preseason first-team All-America by the *Associated Press* as a junior in 2018 ... Played in seven games (all starts), opening six contests at RG and one at RT, and was named to the Outland Trophy watch list
- ▶ Appeared in 13 games as a sophomore in 2017 and was voted a first-team All-Pac-12 selection ... In 2016, became the first true freshman to start on the Cardinal's OL since 2012 and just the second true freshman to do so since 2000

## BIRDSEED


- ▶ Attended the Saint Louis School in Honolulu, HI, where he was named first-team all-state and all-conference ... Helped lead the Crusaders to a pair of conference championships
- ▶ Originally born in Lihue, HI ... Moved from Kauai to Oahu during his high school years ... Is the son of Bruce and Robyn Herbig and has two brothers, Jake and Nick (plays OLB at Wisconsin)

## TRANSACTIONS

- ▶ **2019** - Signed by PHI as UDFA

**First job:** Selling lemonade in his front yard ... **Surprisingly good at:** Floating in water ... **Bucket list:** Travel to Italy ... **Moment left starstruck:** Meeting Jason Peters ... **Favorite meal:** "My mom's fried chicken."





# JOHN HIGHTOWER

WIDE RECEIVER | 82



**Height:** 6-2 **Weight:** 190 **DOB:** May 31, 1996 (Age 25)

**NFL Experience:** 2nd Year (2nd with Eagles) **Draft:** D5-20 (168th overall) by PHI

**College:** Boise State **Hometown (HS):** Upper Marlboro, MD (Riverdale Baptist)

## PRACTICE SQUAD

### CAREER STATISTICS

Year	Team	GP/S	RECEIVING					OFF SNAPS	
			Rec	Yds	Avg	Lg	TD	No	Pct
2020	Philadelphia	13/4	10	167	16.7	59	0	346	31%
2021	Philadelphia	1/0	0	0	---	---	0	2	1%
<b>Totals</b>		<b>14/4</b>	<b>10</b>	<b>167</b>	<b>16.7</b>	<b>59</b>	<b>0</b>	<b>---</b>	<b>---</b>

### ADDITIONAL STATISTICS

**Rushing:** 1-1 - 2020 (1-1) **Kickoff Returns:** 1-0 - 2021 (1-0)

**Fumbles/Lost:** 1/0 - 2021 (1/0)

### CAREER HIGHS

<b>Receptions</b>	2	3x, last: 10/11/20 at Pit.
<b>Receiving Yards</b>	59	10/22/20 vs. NYG
<b>Receiving Long</b>	59	10/22/20 vs. NYG
<b>Receiving TDs</b>	--	---

**Nicknames:** J-Fo ... **Hobbies:** Play *Call of Duty: Warzone*, basketball and bowling ... **First job:** Washing cars ... **Bucket list:** "I want to go to Monaco and get on a yacht." ... **Biggest influence in his life:** His mother and grandmother ... **Favorite TV show:** *Prison Break* ... **Favorite meal:** Cheeseburger and fries

### 2021 GAME-BY-GAME STATISTICS (PHI)

				RECEIVING					SNAPS	
Date	Opp		GP/S	Rec	Yds	Avg	Lg	TD	No	Pct
Sep 12	at Atl	W	---	EAGLES PRACTICE SQUAD						
Sep 19	SF	L	---	EAGLES PRACTICE SQUAD						
Sep 27	at Dal	L	---	EAGLES PRACTICE SQUAD						
Oct 3	KC	L	---	EAGLES PRACTICE SQUAD						
Oct 10	at Car	W	---	EAGLES PRACTICE SQUAD						
Oct 14	TB	L	---	EAGLES PRACTICE SQUAD						
Oct 24	at LV	L	---	EAGLES PRACTICE SQUAD						
Oct 31	at Det	W	---	EAGLES PRACTICE SQUAD						
Nov 7	LAC	L	1/0	0	0	---	--	0	2	4%
Nov 14	at Den	W	---	EAGLES PRACTICE SQUAD						
Nov 21	NO									
Nov 28	at NYG									
Dec 5	at NYJ									
TBD	Was									
Dec 26	NYG									
Jan 2	at Was									
Jan 9	Dal									
Totals			1/0	0	0	---	--	0	2	1%

### 2021 SEASON - EAGLES



### 2020 SEASON - EAGLES

- ▶ Caught 10 passes for 167 yards (16.7 avg.) as a rookie
- ▶ Recorded 50+ yard receptions in back-to-back games in Weeks 6-7 (50 yards on 10/18/20 vs. Baltimore; 59 yards on 10/22/20 vs. N.Y. Giants) ... According to Elias Sports, became the first Eagles rookie to register 50+ yard catches in consecutive games since **Mel Bleeker** in 1944 ... His two 50+ yard receptions were the most by an Eagles rookie since **Jeremy Maclin** in 2009 (2)

### COLLEGE HIGHLIGHTS

- ▶ Played at Boise State (2018-19) and Hinds (MS) Community College (2016-17) ... Combined for 1,956 yards and 21 TDs on 113 receptions (17.3 avg.) during his collegiate career
- ▶ In 2019, earned All-Mountain West honors as a WR and KR after producing a career-high 1,736 all-purpose yards ... Led the conference with an 18.5 receiving average (min. 50 receptions) and posted team highs in receiving yards (943) and TDs (8)

### BIRDSEED

- ▶ Also ran track at Hinds Community College ... Earned 6th-place honors in the 400m hurdles at the NJCAA outdoor nationals
- ▶ Prepped at Riverdale Baptist (MD) High School, where he played on both sides of the ball in football and competed in track ... Was a USA Track and Field 400m hurdle champion

### TRANSACTIONS

- ▶ **11/6/21** - Elevated by PHI from practice squad for Week 9 vs. Chargers ... **9/1/21** - Signed by PHI to practice squad ... **8/31/21** - Waived by PHI ... **2020** - Drafted by PHI in 5th round (168th overall)



## 2020 GAME-BY-GAME STATISTICS (PHI)

Date	Opp		GP/S	RECEIVING					SNAPS	
				Rec	Yds	Avg	Lg	TD	No	Pct
Sep 13	at Was	L	1/0	1	-2	-2.0	-2	0	27	40%
Sep 20	LAR	L	1/0	0	0	---	--	0	7	10%
Sep 27	Cin	T	1/1	2	19	9.5	11	0	78	86%
Oct 4	at SF	W	1/1	2	22	11.0	13	0	50	81%
Oct 11	at Pit	L	1/1	2	18	9.0	9	0	48	81%
Oct 18	Bal	L	1/1	1	50	50.0	50	0	43	60%
Oct 22	NYG	W	1/0	1	59	59.0	59	0	30	37%
Nov 1	Dal	W	1/0	0	0	---	--	0	10	16%
Nov 15	at NYG	L	1/0	0	0	---	--	0	3	4%
Nov 22	at Cle	L	1/0	0	0	---	--	0	1	1%
Nov 30	Sea	L	1/0	1	1	1.0	1	0	19	27%
Dec 6	at GB	L	1/0	0	0	---	--	0	18	29%
Dec 13	NO	W	0/0	INACTIVE						
Dec 20	at Ari	L	0/0	INACTIVE						
Dec 27	at Dal	L	0/0	INACTIVE						
Jan 3	Was	L	1/0	0	0	---	--	0	12	18%
<b>Totals</b>			<b>13/4</b>	<b>10</b>	<b>167</b>	<b>16.7</b>	<b>59</b>	<b>0</b>	<b>346</b>	<b>31%</b>







# JORDAN HOWARD

**RUNNING BACK | 24**



**Height:** 6-0 **Weight:** 224 **DOB:** Nov. 2, 1994 (Age 27)

**NFL Experience:** 6th Year (3rd with Eagles) **Draft:** D5-16 (150th overall) by CHI **Acquired:** FA-20

**College:** Indiana **Hometown (HS):** Gardendale, AL (Gardendale)

**Pro Bowl:** 2017 **All-Rookie:** 2016

## CAREER STATISTICS

Year	Team	GP/S	RUSHING					RECEIVING					TYS	OFF SNAPS	
			Att	Yds	Avg	Lg	TD	Rec	Yds	Avg	Lg	TD		No	Pct
2016	Chicago	15/13	252	1,313	5.2	69	6	29	298	10.3	34	1	1,611	654	65%
2017	Chicago	16/16	276	1,122	4.1	53	9	23	125	5.4	12	0	1,247	576	58%
2018	Chicago	16/15	250	935	3.7	42	9	20	145	7.3	18	0	1,080	624	58%
2019	Philadelphia	10/4	119	525	4.4	20	6	10	69	6.9	20t	1	594	283	24%
2020	Miami	5/3	28	33	1.2	8	4	1	-3	-3.0	-3	0	30	50	5%
	Philadelphia	2/1	7	27	3.9	11	0	0	0	---	--	0	27	18	2%
	Totals	7/4	35	60	1.7	11	4	1	-3	-3.0	-3	0	57	---	---
2021	Philadelphia	3/0	41	211	5.1	25	3	0	0	---	--	0	211	63	10%
<b>Totals</b>		<b>67/52</b>	<b>973</b>	<b>4,166</b>	<b>4.3</b>	<b>69</b>	<b>37</b>	<b>83</b>	<b>634</b>	<b>7.6</b>	<b>34</b>	<b>2</b>	<b>4,800</b>	<b>---</b>	<b>---</b>

## PLAYOFFS

2018	Chicago	1/1	10	35	3.5	12	0	0	0	---	--	0	35	22	34%
2019	Philadelphia	0/0	0	0	---	--	0	0	0	---	--	0	0	0	0%
<b>Totals</b>		<b>1/1</b>	<b>10</b>	<b>35</b>	<b>3.5</b>	<b>12</b>	<b>0</b>	<b>0</b>	<b>0</b>	<b>---</b>	<b>--</b>	<b>0</b>	<b>35</b>	<b>---</b>	<b>---</b>

## ADDITIONAL STATISTICS

**Fumbles/Lost:** 6/3 - 2020 (1/0), 2018 (2/1), 2017 (1/1), 2016 (2/1) **Special Teams Tackles:** 1 - 2021 (1)

## CAREER HIGHS

<b>Rush Attempts</b>	36	10/15/17 at Bal.
<b>Rushing Yards</b>	167	10/15/17 at Bal.
<b>Rushing Long</b>	69	10/31/16 vs. Min.
<b>Rushing TDs</b>	3	12/4/16 vs. SF
<b>Receptions</b>	5	2x, last: 9/9/18 at GB
<b>Receiving Yards</b>	49	10/31/16 vs. Min.
<b>Receiving Long</b>	34	10/31/16 vs. Min.
<b>Receiving TDs</b>	1	2x, last: 9/26/19 at GB
<b>Scrimmage Yards</b>	202	10/31/16 vs. Min.
<b>Offensive TDs</b>	3	2x, last: 9/26/19 at GB

## CAREER HIGHLIGHTS

- In 2017, became the first Bear to rush for 1,000+ yards in each of his first two seasons ... Also became the fastest Bear to reach 2,000+ career rushing yards (24 games), doing so in fewer games than **Walter Payton** (26) and **Gale Sayers** (28)
- Earned his first career **Pro Bowl** nod and was named to the PFWA **All-Rookie Team** in 2016 ... Became the first Bears rookie RB to be voted to the Pro Bowl since **Gale Sayers** in 1965
- Finished the 2016 season with the 2nd-most rushing yards (career-high 1,313) in the NFL, trailing only **Ezekiel Elliott** (1,631) ... Marked the first time since the 1970 merger that two rookies finished in the Top 2 in the NFL in rushing yards

## 2021 SEASON - EAGLES

- Led the team with 83 yards on 12 carries (6.9 avg.) in the 30-13 victory at Den. (11/14/21)
- Had a team-high 71 yards and 1 TD on 17 carries (4.2 avg.) vs. LAC (11/7/21)
- Rushed for 57 yards and 2 TDs in the win at Det. (10/31/21), marking his eighth career multi-score game ... Howard and **Boston Scott** became the first Eagles duo to each record multiple rushing TDs in a single game since **Leroy Harris** (2) and **Wilbert Montgomery** (2) on 9/14/80 at Minnesota

## 2020 SEASON - DOLPHINS & EAGLES

- Saw action in seven contests between Miami and Philadelphia ... Rushed for 60 yards and 4 TDs and posted 1 reception ... Marked his fifth consecutive season with at least 4 rushing TDs



## 2021 GAME-BY-GAME STATISTICS (PHILADELPHIA)

				RUSHING					RECEIVING						SNAPS	
Date	Opp		GP/S	Att	Yds	Avg	Lg	TD	Rec	Yds	Avg	Lg	TD	TYS	No	Pct
Sep 12	at Atl	W	---	EAGLES PRACTICE SQUAD												
Sep 19	SF	L	---	EAGLES PRACTICE SQUAD												
Sep 27	at Dal	L	---	EAGLES PRACTICE SQUAD												
Oct 3	KC	L	---	EAGLES PRACTICE SQUAD												
Oct 10	at Car	W	---	EAGLES PRACTICE SQUAD												
Oct 14	TB	L	---	EAGLES PRACTICE SQUAD												
Oct 24	at LV	L	---	EAGLES PRACTICE SQUAD												
Oct 31	at Det	W	1/0	12	57	4.8	10	2	0	0	---	--	0	57	16	25%
Nov 7	LAC	L	1/0	17	71	4.2	18	1	0	0	---	--	0	71	23	40%
Nov 14	at Den	W	1/0	12	83	6.9	25	0	0	0	---	--	0	83	24	38%
Nov 21	NO															
Nov 28	at NYG															
Dec 5	at NYJ															
TBD	Was															
Dec 26	NYG															
Jan 2	at Was															
Jan 9	Dal															
<b>Totals</b>			<b>3/0</b>	<b>41</b>	<b>211</b>	<b>5.1</b>	<b>25</b>	<b>3</b>	<b>0</b>	<b>0</b>	<b>---</b>	<b>--</b>	<b>0</b>	<b>211</b>	<b>63</b>	<b>10%</b>

**Bucket list:** Travel to Greece ... **Surprisingly good at:** "Well, I am going to learn the piano, so let's go with that, whenever I learn it." ... **If he could play another sport:** Baseball ... **Favorite athlete growing up:** Allen Iverson ... **Moment left starstruck:** "Meeting Allen Iverson at my first Sixers game." ... **Favorite meal:** Spaghetti

## TOP 10: RUSHING YARDS

Date	Opponent	Yds
10/15/17	at Baltimore Ravens (W, 27-24)	167
10/31/16	vs. Minnesota Vikings (W, 20-10)	153
12/10/17	at Cincinnati Bengals (W, 33-7)	147
9/24/17	vs. Pittsburgh Steelers (W, 23-17)	140
1/1/17	at Minnesota Vikings (L, 10-38)	135
11/19/17	vs. Detroit Lions (L, 24-27)	125
12/24/16	vs. Washington (L, 21-41)	119
10/9/16	at Indianapolis Colts (L, 23-29)	118
12/4/16	vs. San Francisco 49ers (W, 26-6)	117
10/2/16	vs. Detroit Lions (W, 17-14)	111

## 2019 SEASON - EAGLES

- ▶ Produced 525 yards and 6 TDs on 119 rush attempts (4.4 avg.) while adding 10 receptions for 69 yards and 1 TD
- ▶ Contributed a team-leading 96 rushing yards, including a 3-yard TD in the fourth quarter, on 23 carries (4.2 avg.) in the win at Buf. (10/27/19) ... Howard and **Miles Sanders** became the first Eagles RB duo to each rush for 70+ yards and 1 TD in a road game since **Leroy Keyes** and **Tom Woodeshick** on 11/9/69 at Washington
- ▶ Paced the Eagles' rushing attack with 62 yards and 1 TD on 13 attempts (4.8 avg.) in the win vs. NYJ (10/6/19) ... Became the first Eagles RB with 5+ offensive TDs in a three-game span since **LeSean McCoy** from 12/1/11-12/18/11 (also 5 TDs)
- ▶ Led the Eagles with 87 rushing yards and combined for a career-high-tying 3 offensive TDs (2 rushing, 1 receiving) in the win at GB (9/26/19) ... Became just the second visiting player in NFL history to record 2+ rushing TDs and 1+ receiving TD against the Packers at Lambeau Field, joining **Willie Galimore** in 1958

## 2018 SEASON - BEARS

- ▶ Led the Bears with 935 rushing yards and posted a career-high-tying 9 rushing TDs for the second straight season
- ▶ Totaled 88 carries for 399 yards (4.53 avg.) and 4 TDs over the last five games of the regular season, including two 100+ yard performances ... Rushed for 101 yards vs. L.A. Rams (12/9/18) and 109 yards at Minnesota (12/30/18)

## 2017 SEASON - BEARS

- ▶ Ranked 6th in the NFL with 1,122 rushing yards, behind **Kareem Hunt** (1,327), **Todd Gurley** (1,305), **Le'Veon Bell** (1,291), **LeSean McCoy** (1,138) and **Mark Ingram** (1,124)
- ▶ Became the first Bear to rush for 1,000+ yards in each of his first two seasons ... Also became the fastest Bear to reach 2,000+ career rushing yards, doing so in just 24 games



## 2020 GAME-BY-GAME STATISTICS (MIAMI & PHILADELPHIA)

				RUSHING					RECEIVING						SNAPS	
Date	Opp		GP/S	Att	Yds	Avg	Lg	TD	Rec	Yds	Avg	Lg	TD	TYS	No	Pct
Sep 13	at NE	L	1/1	8	7	0.9	4	1	0	0	---	--	0	7	9	15%
Sep 20	Buf	L	1/1	5	4	0.8	2	1	0	0	---	--	0	4	8	11%
Sep 24	at Jax	W	1/0	3	1	0.3	1t	1	0	0	---	--	0	1	4	7%
Oct 4	Sea	L	1/0	2	2	1.0	3	0	1	-3	-3.0	-3	0	-1	8	11%
Oct 11	at SF	W	0/0	INACTIVE												
Oct 18	NYJ	W	0/0	INACTIVE												
Nov 1	LAR	W	0/0	INACTIVE												
Nov 8	at Ari	W	1/1	10	19	1.9	8	1	0	0	---	--	0	19	21	34%
Nov 15	LAC	W	0/0	INACTIVE												
WAIVED BY DOLPHINS (11/16/20); SIGNED BY EAGLES TO PRACTICE SQUAD (11/23/20)																
Nov 30	Sea	L	---	EAGLES PRACTICE SQUAD												
Dec 6	at GB	L	1/0	4	19	4.8	11	0	0	0	---	--	0	19	11	18%
Dec 13	NO	W	---	EAGLES PRACTICE SQUAD												
Dec 20	at Ari	L	---	EAGLES PRACTICE SQUAD												
Dec 27	at Dal	L	1/1	3	8	2.7	5	0	0	0	---	--	0	8	7	10%
Jan 3	Was	L	---	EAGLES PRACTICE SQUAD												
Totals			7/4	35	60	1.7	11	4	1	-3	-3.0	-3	0	57	---	---

## MULTI-TOUCHDOWN GAMES

Date	Opponent	Yds
9/26/19	at Green Bay Packers (W, 34-27)	3
12/4/16	vs. San Francisco 49ers (W, 26-6)	3
11/7/21	at Detroit Lions (W, 44-6)	2
12/30/18	at Minnesota Vikings (W, 24-10)	2
11/4/18	at Buffalo Bills (W, 41-9)	2
12/24/17	vs. Cleveland Browns (W, 20-3)	2
12/10/17	at Cincinnati Bengals (W, 33-7)	2
9/24/17	vs. Pittsburgh Steelers (W, 23-17)	2



- ▶ Tied with **Le'Veon Bell** and **Leonard Fournette** for the 3rd-most rushing TDs (career-high 9) in the NFL, trailing only **Todd Gurley** (13) and **Mark Ingram** (12) in that category

## 2016 SEASON - BEARS

- ▶ Earned his first career **Pro Bowl** nod and was selected to the PFWA **All-Rookie Team** ... Became the first Bears rookie RB to be voted to the Pro Bowl since **Gale Sayers** in 1965
- ▶ Finished with the 2nd-most rushing yards (career-high 1,313) in the NFL, behind **Ezekiel Elliott** (1,631) ... First time since the 1970 merger that two rookies finished in the Top 2 in rushing yards
- ▶ Ranked 4th in the NFL with a 5.2 rushing average (led the NFC), trailing only **Mike Gillislee** (5.7), **Bilal Powell** (5.5) and **LeSean McCoy** (5.4) (min. 100 attempts)
- ▶ Named **NFC Offensive Rookie of the Month** for December/January after rushing for 547 yards (5.3 avg.) and 4 TDs ... Ranked 2nd in rushing yards per game (109.4) in that span (including three games with 100+ yards), behind **Le'Veon Bell** (142.3)

## COLLEGE HIGHLIGHTS

- ▶ Appeared in 32 games over three seasons at UAB (2013-14) and Indiana (2015), compiling 3,681 rushing yards on 647 carries (5.7 avg.) and 24 rushing TDs ... Earned first-team All-Big Ten (2015), All-CUSA (2014) and CUSA All-Freshman Team (2013) honors
- ▶ As a junior at Indiana in 2015, ranked 3rd in the Big Ten with 1,213 rushing yards and added 9 rushing TDs ... Established UAB's single-season rushing yardage record (1,587) in 2014 and also averaged 5.2 yards per attempt and produced 13 rushing TDs

## BIRDSEED

- ▶ Played RB at Gardendale (AL) High School, where he rushed for 2,876 yards on 380 attempts in two varsity seasons, including 1,388 yards and 21 TDs in 10 games as a senior ... Named the *Birmingham News* North/East Player of the Year and also earned 2011 Honorable Mention All-State accolades



## 2019 GAME-BY-GAME STATISTICS (PHILADELPHIA)

				RUSHING					RECEIVING					SNAPS		
Date	Opp		GP/S	Att	Yds	Avg	Lg	TD	Rec	Yds	Avg	Lg	TD	TYS	No	Pct
Sep 8	Was	W	1/0	6	44	7.3	17	0	2	11	5.5	6	0	55	17	23%
Sep 15	at Atl	L	1/0	8	18	2.3	5	0	1	8	8.0	8	0	26	35	22%
Sep 22	Det	L	1/0	11	37	3.4	11	1	0	0	---	--	0	37	25	33%
Sep 26	at GB	W	1/0	15	87	5.8	19	2	3	28	9.3	20t	1	115	33	53%
Oct 6	NYJ	W	1/0	13	62	4.8	15	1	0	0	---	--	0	62	29	43%
Oct 13	at Min	L	1/1	13	49	3.8	12	0	0	0	---	--	0	49	41	63%
Oct 20	at Dal	L	1/1	11	50	4.5	16	0	2	6	3.0	9	0	56	23	38%
Oct 27	at Buf	W	1/1	23	96	4.2	20	1	1	15	15.0	15	0	111	53	73%
Nov 3	Chi	W	1/1	19	82	4.3	17	1	1	1	1.0	1	0	83	43	48%
Nov 17	NE	L	0/0	INACTIVE												
Nov 24	Sea	L	0/0	INACTIVE												
Dec 1	at Mia	L	0/0	INACTIVE												
Dec 9	NYG	W	0/0	INACTIVE												
Dec 15	at Was	W	0/0	INACTIVE												
Dec 22	Dal	W	0/0	INACTIVE												
Dec 29	at NYG	W	1/0	0	0	---	--	0	0	0	---	--	0	0	1	1%
<b>Totals</b>			<b>10/4</b>	<b>119</b>	<b>525</b>	<b>4.4</b>	<b>20</b>	<b>6</b>	<b>10</b>	<b>69</b>	<b>6.9</b>	<b>20t</b>	<b>1</b>	<b>594</b>	<b>283</b>	<b>24%</b>

## PLAYOFFS

Jan 5	Sea	L	0/0	DID NOT PLAY												
<b>Totals</b>			<b>0/0</b>	<b>0</b>	<b>0</b>	<b>---</b>	<b>--</b>	<b>0</b>	<b>0</b>	<b>0</b>	<b>---</b>	<b>--</b>	<b>0</b>	<b>0</b>	<b>0</b>	<b>0%</b>



## TRANSACTIONS

- ▶ **11/10/21** - Signed by PHI to active roster from practice squad ... **11/6/21** - Elevated by PHI from practice squad for Week 9 vs. Chargers ... **10/30/21** - Elevated by PHI from practice squad for Week 8 at Detroit ... **9/1/21** - Signed by PHI to practice squad ... **8/31/21** - Waived by PHI ... **4/7/21** - Agreed to terms with PHI on 1-year contract ... **12/26/20** - Elevated by PHI from practice squad for Week 16 at Dallas ... **12/5/20** - Elevated by PHI from practice squad for Week 13 at Green Bay ... **11/23/20** - Signed by PHI to practice squad ... **11/16/20** - Waived by MIA ... **3/21/20** - Signed by MIA ... **3/28/19** - Acquired by PHI from CHI in exchange for 2020 6th-round draft choice ... **2016** - Drafted by CHI in 5th round (150th overall)

## 2018 GAME-BY-GAME STATISTICS (CHICAGO)

				RUSHING					RECEIVING						SNAPS	
Date	Opp		GP/S	Att	Yds	Avg	Lg	TD	Rec	Yds	Avg	Lg	TD	TYS	No	Pct
Sep 9	at GB	L	1/1	15	82	5.5	16	0	5	25	5.0	7	0	107	50	71%
Sep 17	Sea	W	1/1	14	35	2.5	7	0	3	33	11.0	18	0	68	48	73%
Sep 23	at Ari	W	1/1	24	61	2.5	17	1	2	20	10.0	13	0	81	46	62%
Sep 30	TB	W	1/1	11	25	2.3	11	0	0	0	---	--	0	25	33	54%
Oct 14	at Mia	L	1/1	14	69	4.9	19	0	0	0	---	--	0	69	36	51%
Oct 21	NE	L	1/1	12	39	3.3	6	1	1	9	9.0	9	0	48	46	56%
Oct 28	NYJ	W	1/1	22	81	3.7	24	1	0	0	---	--	0	81	38	58%
Nov 4	at Buf	W	1/1	14	47	3.4	18t	2	0	0	---	--	0	47	26	51%
Nov 11	Det	W	1/1	11	21	1.9	9	0	1	11	11.0	11	0	32	30	53%
Nov 18	Min	W	1/0	18	63	3.5	8	0	1	2	2.0	2	0	65	48	65%
Nov 22	at Det	W	1/1	7	13	1.9	4	0	1	2	2.0	2	0	15	35	60%
Dec 2	at NYG	L	1/1	16	76	4.8	25	0	1	4	4.0	4	0	80	34	41%
Dec 9	LAR	W	1/1	19	101	5.3	21	0	1	2	2.0	2	0	103	39	55%
Dec 16	GB	W	1/1	19	60	3.2	9t	1	1	15	15.0	15	0	75	34	57%
Dec 23	at SF	W	1/1	13	53	4.1	9	1	2	17	8.5	16	0	70	40	63%
Dec 30	at Min	W	1/1	21	109	5.2	42	2	1	5	5.0	5	0	114	41	60%
<b>Totals</b>			<b>16/15</b>	<b>250</b>	<b>935</b>	<b>3.7</b>	<b>42</b>	<b>9</b>	<b>20</b>	<b>145</b>	<b>7.3</b>	<b>18</b>	<b>0</b>	<b>1,080</b>	<b>624</b>	<b>58%</b>

## PLAYOFFS

Jan 6	Phi	L	1/1	10	35	3.5	12	0	0	0	---	--	0	35	22	34%
<b>Totals</b>			<b>1/1</b>	<b>10</b>	<b>35</b>	<b>3.5</b>	<b>12</b>	<b>0</b>	<b>0</b>	<b>0</b>	<b>---</b>	<b>--</b>	<b>0</b>	<b>35</b>	<b>22</b>	<b>34%</b>

## 2017 GAME-BY-GAME STATISTICS (CHICAGO)

				RUSHING					RECEIVING						SNAPS	
Date	Opp		GP/S	Att	Yds	Avg	Lg	TD	Rec	Yds	Avg	Lg	TD	TYS	No	Pct
Sep 10	Atl	L	1/1	13	52	4.0	11	1	3	14	4.7	9	0	66	38	57%
Sep 17	at TB	L	1/1	9	7	0.8	4	0	0	0	---	--	0	7	31	48%
Sep 24	Pit	W	1/1	23	140	6.1	19t	2	5	26	5.2	10	0	166	41	63%
Sep 28	at GB	L	1/1	18	53	2.9	16	1	2	10	5.0	7	0	63	35	52%
Oct 9	Min	L	1/1	19	76	4.0	13	0	0	0	---	--	0	76	34	56%
Oct 15	at Bal	W	1/1	36	167	4.6	53	0	1	9	9.0	9	0	176	54	68%
Oct 22	Car	W	1/1	21	65	3.1	11	0	0	0	---	--	0	65	34	90%
Oct 29	at NO	L	1/1	23	102	4.4	50	0	3	19	6.3	12	0	121	48	72%
Nov 12	GB	L	1/1	15	54	3.6	25	0	0	0	---	--	0	54	29	48%
Nov 19	Det	L	1/1	15	125	8.3	50	1	0	0	---	--	0	125	31	49%
Nov 26	at Phi	L	1/1	7	6	0.9	4	0	2	13	6.5	9	0	19	23	42%
Dec 3	SF	L	1/1	13	38	2.9	14	0	1	-5	-5.0	-5	0	33	22	60%
Dec 10	at Cin	W	1/1	23	147	6.4	21t	2	1	8	8.0	8	0	155	44	58%
Dec 16	at Det	L	1/1	10	37	3.7	16	0	4	26	6.5	11	0	63	33	48%
Dec 24	Cle	W	1/1	22	44	2.0	16t	2	0	0	---	--	0	44	43	69%
Dec 31	at Min	L	1/1	9	9	1.0	4	0	1	5	5.0	5	0	14	36	64%
<b>Totals</b>			<b>16/16</b>	<b>276</b>	<b>1,122</b>	<b>4.1</b>	<b>53</b>	<b>9</b>	<b>23</b>	<b>125</b>	<b>5.4</b>	<b>12</b>	<b>0</b>	<b>1,247</b>	<b>576</b>	<b>58%</b>

## 2016 GAME-BY-GAME STATISTICS (CHICAGO)

				RUSHING					RECEIVING						SNAPS	
Date	Opp		GP/S	Att	Yds	Avg	Lg	TD	Rec	Yds	Avg	Lg	TD	TYS	No	Pct
Sep 11	at Hou	L	0/0	INACTIVE												
Sep 19	Phi	L	1/0	3	22	7.3	10	0	2	9	4.5	7	0	31	11	21%
Sep 25	at Dal	L	1/0	9	45	5.0	36	0	4	47	11.8	15	0	92	49	75%
Oct 2	Det	W	1/1	23	111	4.8	17	0	3	21	7.0	9	0	132	63	91%
Oct 9	at Ind	L	1/1	16	118	7.4	57	0	3	45	15.0	21t	1	163	63	96%
Oct 16	Jax	L	1/1	15	34	2.3	9	1	2	6	3.0	7	0	40	55	69%
Oct 20	at GB	L	1/1	7	22	3.1	11	0	0	0	---	--	0	22	22	46%
Oct 31	Min	W	1/1	26	153	5.9	69	1	4	49	12.3	34	0	202	50	82%
Nov 13	at TB	L	1/1	15	100	6.7	15	0	0	0	---	--	0	100	29	52%
Nov 20	at NYG	L	1/1	17	77	4.5	27	0	1	22	22.0	22	0	99	46	73%
Nov 27	Ten	L	1/1	18	84	4.7	22	0	3	43	14.3	23	0	127	53	66%
Dec 4	SF	W	1/1	32	117	3.7	25	3	0	0	---	--	0	117	53	84%
Dec 11	at Det	L	1/1	13	86	6.6	31	0	2	24	12.0	19	0	110	34	61%
Dec 18	GB	L	1/1	17	90	5.3	13	1	4	23	5.8	9	0	113	49	74%
Dec 24	Was	L	1/1	18	119	6.6	23	0	1	9	9.0	9	0	128	39	57%
Jan 1	at Min	L	1/1	23	135	5.9	18	0	0	0	---	--	0	135	38	63%
Totals			15/13	252	1,313	5.2	69	6	29	298	10.3	34	1	1,611	654	65%





# JASON HUNTLEY

**RUNNING BACK | 32**



**Height:** 5-9 **Weight:** 195 **DOB:** April 20, 1998 (Age 23)

**NFL Experience:** 2nd Year (2nd with Eagles) **Draft:** D5-20 (172nd overall) by DET **Acquired:** W-Det-20

**College:** New Mexico State **Hometown (HS):** Arlington, TX (Martin)

**PRACTICE SQUAD**

## CAREER STATISTICS

Year	Team	GP/S	RUSHING					RECEIVING					TYS	OFF SNAPS	
			Att	Yds	Avg	Lg	TD	Rec	Yds	Avg	Lg	TD		No	Pct
2020	Philadelphia	5/0	5	19	3.8	10	0	0	0	---	--	0	19	31	3%
2021	Philadelphia	0/0	0	0	---	--	0	0	0	---	--	0	0	0	0%
<b>Totals</b>		<b>5/0</b>	<b>5</b>	<b>19</b>	<b>3.8</b>	<b>10</b>	<b>0</b>	<b>0</b>	<b>0</b>	<b>---</b>	<b>--</b>	<b>0</b>	<b>19</b>	<b>31</b>	<b>---</b>

## ADDITIONAL STATISTICS

**Kickoff Returns:** 2-36 - 2020 (2-36)

## CAREER HIGHS

<b>Rush Attempts</b>	2	2x, last: 1/3/21 vs. Was.
<b>Rushing Yards</b>	13	10/22/20 vs. NYG
<b>Rushing Long</b>	10	10/22/20 vs. NYG
<b>Rushing TDs</b>	--	---
<b>Receptions</b>	1	1/3/21 vs. Was.
<b>Receiving Yards</b>	0	1/3/21 vs. Was.
<b>Receiving Long</b>	0	1/3/21 vs. Was.
<b>Receiving TDs</b>	--	---
<b>Scrimmage Yards</b>	13	10/22/20 vs. NYG
<b>Offensive TDs</b>	--	---

## 2021 SEASON - EAGLES



## 2020 SEASON - EAGLES



Saw action in 31 offensive snaps (3%) as a rookie, registering 19 yards on 5 carries and adding 1 reception ... Returned 2 kickoffs for 36 yards in 15 special teams snaps (4%)

## COLLEGE HIGHLIGHTS



Combined for 2,197 yards and 18 TDs on 374 carries (5.9 avg.) in 46 career games at New Mexico State ... Added 134 receptions for 1,119 yards and 7 TDs, while also returning 59 kickoffs for 1,521 yards (25.8 avg.) and 5 TDs ... Finished his career with the 9th-most receptions in school history



Registered 154 rushes for 1,090 yards (7.1 avg.) and 9 TDs in 2019 ... His 7.1 rushing average ranked 4th among FBS player



Led the NCAA with 3 kickoff return TDs in 2018 ... Logged 373 all-purpose yards against Louisiana in 2018, which marked the highest single-game total by an NCAA player that season

## BIRDSEED



Attended Martin (TX) High School ... Ran on the 4th-best 4x400 relay team in Texas as a senior ... Originally born in Toledo, OH

## TRANSACTIONS




**9/1/21** - Signed by PHI to practice squad ... **8/31/21** - Waived by PHI ... **9/6/20** - Claimed off waivers by PHI ... **9/5/20** - Waived by DET ... **2020** - Drafted by DET in 5th round (172nd overall)

**Hobbies:** Listening to music, going on hikes ... **Surprisingly good at:** Singing ... **Biggest influence:** His grandfather ... **Moment left starstruck:** Being teammates with DeSean Jackson, who was his favorite player growing up ... **If he could play another sport:** Track star ... **Player he models his game after:** Darren Sproles ... **If he could be any superhero:** The Flash ... **Career if he wasn't playing football:** Working in real estate ... **Favorite TV show:** Power ... **Favorite movie:** All About the Benjamins ... **Favorite music artists:** Lil Baby and Drake ... **Favorite meal:** Chicken strips



2021 GAME-BY-GAME STATISTICS (PHILADELPHIA)																
				RUSHING					RECEIVING						SNAPS	
Date	Opp		GP/S	Att	Yds	Avg	Lg	TD	Rec	Yds	Avg	Lg	TD	TYS	No	Pct
Sep 12	at Atl	W	---	EAGLES PRACTICE SQUAD												
Sep 19	SF	L	---	EAGLES PRACTICE SQUAD												
Sep 27	at Dal	L	---	EAGLES PRACTICE SQUAD												
Oct 3	KC	L	---	EAGLES PRACTICE SQUAD												
Oct 10	at Car	W	---	EAGLES PRACTICE SQUAD												
Oct 14	TB	L	---	EAGLES PRACTICE SQUAD												
Oct 24	at LV	L	---	EAGLES PRACTICE SQUAD												
Oct 31	at Det	W	---	EAGLES PRACTICE SQUAD												
Nov 7	LAC	L	---	EAGLES PRACTICE SQUAD												
Nov 14	at Den	W	---	EAGLES PRACTICE SQUAD												
Nov 21	NO															
Nov 28	at NYG															
Dec 5	at NYJ															
TBD	Was															
Dec 26	NYG															
Jan 2	at Was															
Jan 9	Dal															
<b>Totals</b>			<b>0/0</b>	<b>0</b>	<b>0</b>	<b>---</b>	<b>--</b>	<b>0</b>	<b>0</b>	<b>0</b>	<b>---</b>	<b>--</b>	<b>0</b>	<b>0</b>	<b>0</b>	<b>0%</b>

2020 GAME-BY-GAME STATISTICS (PHILADELPHIA)																
				RUSHING					RECEIVING						SNAPS	
Date	Opp		GP/S	Att	Yds	Avg	Lg	TD	Rec	Yds	Avg	Lg	TD	TYS	No	Pct
Sep 13	at Was	L	1/0	1	1	1.0	1	0	0	0	---	--	0	1	1	1%
Sep 20	LAR	L	0/0	INACTIVE												
Sep 27	Cin	T	0/0	INACTIVE												
Oct 4	at SF	W	0/0	DID NOT PLAY												
Oct 11	at Pit	L	0/0	INACTIVE												
Oct 18	Bal	L	1/0	0	0	---	--	0	0	0	---	--	0	0	0	0%
Oct 22	NYG	W	1/0	2	13	6.5	10	0	0	0	---	--	0	13	8	10%
Nov 1	Dal	W	1/0	0	0	---	--	0	0	0	---	--	0	0	2	3%
Nov 15	at NYG	L	0/0	INACTIVE												
Nov 22	at Cle	L	0/0	INACTIVE												
Nov 30	Sea	L	0/0	INACTIVE												
Dec 6	at GB	L	0/0	INACTIVE												
Dec 13	NO	W	0/0	INACTIVE												
Dec 20	at Ari	L	0/0	INACTIVE												
Dec 27	at Dal	L	0/0	INACTIVE												
Jan 3	Was	L	1/0	2	5	2.5	5	0	1	0	0.0	0	0	5	20	29%
<b>Totals</b>			<b>5/0</b>	<b>5</b>	<b>19</b>	<b>3.8</b>	<b>10</b>	<b>0</b>	<b>0</b>	<b>0</b>	<b>---</b>	<b>--</b>	<b>0</b>	<b>19</b>	<b>31</b>	<b>3%</b>



# JALEN HURTS

QUARTERBACK | 1



Height: 6-1 Weight: 223 DOB: Aug. 7, 1998 (Age 23)

NFL Experience: 2nd Year (2nd with Eagles) Draft: D2-20 (53rd overall) by PHI

College: Oklahoma Hometown (HS): Channelview, TX (Channelview)

## CAREER STATISTICS

Year	Team	GP/S	PASSING										RUSHING					OFF SNAPS	
			Att	Cmp	Pct	Yds	Y/A	TD	Int	Lg	Sk/Yds	Rate	Att	Yds	Avg	Lg	TD	No	Pct
2020	Philadelphia	15/4	148	77	52.0	1,061	7.2	6	4	81t	13/59	77.6	63	354	5.6	24	3	334	30%
2021	Philadelphia	10/10	296	184	62.2	2,159	7.3	13	5	91	16/112	91.9	97	547	5.6	31	5	621	98%
Totals		25/14	444	261	58.8	3,220	7.3	19	9	91	29/171	87.1	160	901	5.6	31	8	---	---

## ADDITIONAL STATISTICS

Fumbles/Lost: 15/3 - 2021 (6/1), 2020 (9/2) Fumble Recoveries: 1 - 2021 (1) Receptions: 1 for 3 yards (10/18/20 vs. Bal.)

## CAREER HIGHS

Pass Attempts	48	10/3/21 vs. KC
Completions	32	10/3/21 vs. KC
Passing Yards	387	10/3/21 vs. KC
Yards/Attempt	8.8	12/27/20 at Dal.
Passing Long	91	9/19/21 vs. SF
Passing TDs	3	2x, last: 9/12/21 at Atl.
Completion %	77.1	9/12/21 at Atl.
Passer Rating	126.4	9/12/21 at Atl.
Rush Attempts	18	12/13/20 at NO
Rushing Yards	106	12/13/20 at NO
Rushing Long	31	11/14/21 at Den.
Rushing TDs	2	2x, last: 10/10/21 at Car..

## CAREER HIGHLIGHTS

- Set the franchise rookie record for single-game offensive TDs (4, 12/20/20 at Arizona) ... In the same game, tied **Donovan McNabb** (1/2/00 vs. St. Louis) and **Sonny Jurgensen** (11/24/57 vs. Washington) for the most TD passes (3) by an Eagles rookie

## NOTES TO KNOW

- Is tied for the 2nd-most multi-passing TD games through his first 14 career starts (6) in Eagles history, behind **Sonny Jurgensen** (8)
- Has recorded 50+ rushing yards in four consecutive games, marking the first time an Eagles QB has done so since **Michael Vick** from 10/2/11-10/30/11
- Has produced the 2nd-most rushing yards (547) by an NFL QB, trailing only **Lamar Jackson** (639) ... Is tied with Jackson for the most 10+ yard rushes (20) by an NFL QB as well
- Ranks 3rd among all NFL QBs in red zone passer rating (113.9), trailing **Jameis Winston** (134.3) and **Kirk Cousins** (118.5) (min. 20 attempts)
- Since Week 8, ranks 1st in rushing yards among NFL QBs (186) ... Also ranks 3rd in passer rating (102.6), behind **Jimmy Garoppolo** (109.8) and **Ben Roethlisberger** (104.4), as well as 3rd in passing yards/attempt (8.2), behind **Jimmy Garoppolo** (9.5) and **Justin Fields** (8.3)

## 2021 SEASON - EAGLES

- Recorded 178 yards and 2 TDs on 16-of-23 passing for a 103.2 passer rating along with 53 yards on 14 carries in the victory at Den. (11/14/21) ... Set a career-high in his rushing long after netting a 31-yard carry in the second quarter
- Posted a career-high-tying 2 rushing TDs in the 21-18 comeback victory at Car. (10/10/21) ... Scored the game-winning TD with 2:38 remaining the game, completing his first-career game-winning drive and his first-career fourth-quarter comeback
- Threw for a career-high 387 yards, 2 TDs, 0 INTs and a 105.1 passer rating on 32-of-48 (66.7%) passing vs. KC (10/3/21) ... His 387 yards were the most by an Eagles QB since **Nick Foles** on 12/13/18 vs. Houston (471 yards) ... Also marked the most single-game passing yards by an Eagles QB without an INT since a 406-yard performance by Foles on 11/3/13 at Oakland ... Had 19 passing first downs and 18 completions of 10+ yards

**Nickname:** J-Hurts or Lil' Hurts ... **Bucket list:** Wants to one day meet Denzel Washington ... **Desired talent:** Ability to sing ... **If he could play another sport, what team/position:** "I'd go team up with Bryce Harper and the Phillies and play shortstop or center field." ... **Moment left starstruck:** Meeting Frankie Beverly and Kobe Bryant on separate occasions ... **Favorite movies:** *Friday Night Lights* and *He Got Game* ... **Favorite music:** Frankie Beverly and Maze, Al Green, The Isley Brothers, Anita Baker, Jaydayoungan ... **Favorite meal:** Seafood, boiled crawfish





## 2021 GAME-BY-GAME STATISTICS (PHILADELPHIA)

				PASSING										RUSHING					SNAPS	
Date	Opp		GP/S	Att	Cmp	Pct	Yds	Y/A	TD	Int	Lg	Sk/Yds	Rate	Att	Yds	Avg	Lg	TD	No	Pct
Sep 12	at Atl	W	1/1	35	27	77.1	264	7.5	3	0	28	1/3	126.4	7	62	8.9	14	0	71	100%
Sep 19	SF	L	1/1	23	12	52.2	190	8.3	0	0	91	2/13	80.0	10	82	8.2	27	1	58	100%
Sep 27	at Dal	L	1/1	39	25	64.1	326	8.4	2	2	41	2/23	86.1	9	35	3.9	9	0	58	100%
Oct 3	KC	L	1/1	48	32	66.7	387	8.1	2	0	37	3/29	105.1	8	47	5.9	12	0	74	100%
Oct 10	at Car	W	1/1	37	22	59.4	198	5.4	0	1	53	2/16	62.7	9	30	3.3	14	2	67	100%
Oct 14	TB	L	1/1	26	12	46.2	115	4.4	1	1	25	2/2	55.8	10	44	4.4	11	2	52	100%
Oct 24	at LV	L	1/1	34	18	52.9	236	6.9	2	0	27	2/13	94.7	13	61	4.7	16	0	69	100%
Oct 31	at Det	W	1/1	14	9	64.3	103	7.4	0	0	19	0/0	86.3	7	71	10.1	21	0	51	78%
Nov 7	LAC	L	1/1	17	11	64.7	162	9.5	1	0	28t	1/7	115.3	10	62	6.2	12	0	57	100%
Nov 14	at Den	W	1/1	23	16	70.0	178	7.7	2	1	36t	1/6	103.2	14	53	3.8	31	0	64	100%
Nov 21	NO																			
Nov 28	at NYG																			
Dec 5	at NYJ																			
TBD	Was																			
Dec 26	NYG																			
Jan 2	at Was																			
Jan 9	Dal																			
Totals			10/10	296	184	62.2	2,159	7.3	13	5	91	16/112	91.9	97	547	5.6	31	5	621	98%

### 300+ YARD PASSING GAMES (4)

Date	Opponent	Yds
10/3/21	vs. Kansas City Chiefs (L, 30-42)	387
12/27/20	at Dallas Cowboys (L, 17-37)	342
12/20/20	at Arizona Cardinals (L, 26-33)	338
9/27/21	at Dallas Cowboys (L, 21-41)	326



- ▶ Completed a career-long, 91-yard pass to **Quez Watkins** vs. SF (9/19/21) ... Tied for the 5th-longest passing play in team history and marked the Eagles' longest completion since a 91-yard TD from **Michael Vick** to **DeSean Jackson** on 12/12/10 at Dallas ... It was also the Eagles' longest play from scrimmage in a home game since an NFL-record-tying 99-yard TD from **Ron Jaworski** to **Mike Quick** on 11/10/85 vs. Atlanta
- ▶ Led the Eagles to a 32-6 victory at Atl. (9/12/21), completing 27-of-35 (77.1%) attempts for 264 yards, 3 TDs, 0 INTs and a 126.4 passer rating ... His completions, completion percentage, passing TDs (tied) and passer rating were all career highs ... Posted the highest passer rating by an Eagles QB since **Nick Foles** (141.4) on 1/21/18 vs. Minnesota in the NFC Championship ... Became the first Eagles QB to complete 75.0% of his passes with 3 TDs and 0 INTs on the road since Foles (79.0%, 7 TDs) on 11/3/13 at Oakland ... At 23 years, 36 days old, became the youngest Eagles QB to start in a season opener in the Super Bowl era

### 2020 SEASON - EAGLES

- ▶ Registered 1,061 yards, 6 TDs, 4 INTs and a 77.6 rating on 77-of-148 (52.0%) passing and rushed for 354 yards and 3 TDs as a rookie ... Started the final four games of the season
- ▶ As the Eagles' starting QB (Weeks 14-17), ranked 6th in the NFL with 1,191 total yards ... Also posted the 2nd-most rushing yards (272) by a QB in that span, behind **Lamar Jackson** (336) ... Tied for the most 30+ yard completions (9) in the NFL during Weeks 13-17 (also **Tom Brady**, **Derek Carr** and **Deshaun Watson**)
- ▶ Threw for a then-career-high 342 yards (4th-most in team rookie history) at Dal. (12/27/20) ... His 81-yard TD to **DeSean Jackson** was the longest passing TD by an Eagles rookie since **Davey O'Brien** on 11/19/39 at Chicago (85 yards to **Red Ramsey**)

## 2020 GAME-BY-GAME STATISTICS (PHILADELPHIA)

				PASSING									RUSHING					SNAPS		
Date	Opp		GP/S	Att	Cmp	Pct	Yds	Y/A	TD	Int	Lg	Sk/Yds	Rate	Att	Yds	Avg	Lg	TD	No	Pct
Sep 13	at Was	L	0/0	INACTIVE																
Sep 20	LAR	L	1/0	0	0	---	0	--	0	0	--	0/0	---	0	0	---	--	0	3	4%
Sep 27	Cin	T	1/0	0	0	---	0	--	0	0	--	0/0	---	2	8	4.0	8	0	3	3%
Oct 4	at SF	W	1/0	0	0	---	0	--	0	0	--	0/0	---	3	18	6.0	14	0	4	6%
Oct 11	at Pit	L	1/0	1	1	100.0	18	18.0	0	0	18	0/0	118.8	0	0	---	--	0	2	3%
Oct 18	Bal	L	1/0	0	0	---	0	--	0	0	--	0/0	---	2	23	11.5	20	0	7	10%
Oct 22	NYG	W	1/0	0	0	---	0	--	0	0	--	0/0	---	2	2	1.0	2	0	5	6%
Nov 1	Dal	W	1/0	1	1	100.0	9	9.0	0	0	9	0/0	104.2	0	0	---	--	0	3	5%
Nov 15	at NYG	L	1/0	0	0	---	0	--	0	0	--	0/0	---	2	-1	-0.5	0	0	3	4%
Nov 22	at Cle	L	1/0	0	0	---	0	--	0	0	--	0/0	---	1	6	6.0	6	0	1	1%
Nov 30	Sea	L	1/0	1	1	100.0	6	6.0	0	0	6	0/0	91.7	0	0	---	--	0	2	3%
Dec 6	at GB	L	1/0	12	5	41.7	109	9.0	1	1	34	3/5	67.7	5	29	5.8	13	0	26	42%
Dec 13	NO	W	1/1	30	17	56.7	167	5.6	1	0	39	0/0	83.6	18	106	5.9	24	0	69	100%
Dec 20	at Ari	L	1/1	44	24	54.5	338	7.7	3	0	42	6/33	102.3	11	63	5.7	17	1	83	100%
Dec 27	at Dal	L	1/1	39	21	53.8	342	8.8	1	2	81t	3/16	70.7	9	69	7.7	20	0	73	100%
Jan 3	Was	L	1/1	20	7	35.0	72	3.6	0	1	30	1/5	25.4	8	34	4.3	9	2	50	74%
Totals			15/4	148	77	52.0	1,061	7.2	6	4	81t	13/59	77.6	63	354	5.6	24	3	334	30%

## 100+ PASSER RATING (MIN. 15 ATTEMPTS) (5)

Date	Opponent	Rate
9/12/21	at Atlanta Falcons (W, 32-6)	126.4
11/7/21	vs. Los Angeles Chargers (L, 24-27)	115.3
10/3/21	vs. Kansas City Chiefs (L, 30-42)	105.1
11/14/21	at Denver Broncos (W, 30-13)	103.2
12/20/20	at Arizona Cardinals (L, 26-33)	102.3

- Produced the most offensive TDs (4) and passing TDs (3, tied) in Eagles rookie history along with a 102.3 passer rating at Ari. (12/20/20) ... Became the first rookie in the Super Bowl era with 3 passing TDs and 1 rushing TD in their first road start
- Guided the Eagles to a 24-21 win over the 10-2 Saints in his first career start vs. NO (12/13/20), amassing 167 yards, 1 TD and 0 INTs with a career-high 106 rushing yards ... Joined **Ron Jaworski** (12/20/75 vs. Pittsburgh with L.A. Rams) as the only QBs in NFL history to beat a team on a 9+ game winning streak in their starting debut ... Became the first NFL QB since 1950 to throw a TD pass and rush for 100+ yards in their first career start

## COLLEGE HIGHLIGHTS

- Started 42 of 56 career games at Oklahoma (2019) and Alabama (2016-18), posting a 38-4 record as a starter ... Threw for 9,477 yards and 80 TDs on 682-of-1,047 (65.1%) passing and totaled 3,274 yards and 43 TDs on 614 rush attempts
- As a senior at Oklahoma in 2019, finished as the runner-up for the Heisman Trophy and earned All-America and first-team All-Big 12 honors ... Amassed 5,149 yards of total offense (3,851 passing, 1,298 rushing) and ranked 2nd among FBS QBs in offensive TDs (53) and passer efficiency rating (191.2), trailing only LSU's **Joe Burrow** in each category ... Set school single-season records for rushing yards and points scored (126) by a QB
- Rallied the Crimson Tide to a SEC Championship after replacing



injured starter **Tua Tagovailoa** as a junior in 2018

- Helped Alabama win a CFP National Championship in 2017 ... Threw for 2,081 yards and 17 TDs against 1 INT on 154-of-255 (60.4%) passing and rushed for 855 yards and 8 TDs
- Named SEC Freshman of the Year, SEC Newcomer of the Year, SEC Offensive Player of the Year, first-team All-SEC and a freshman All-American in 2016 ... Completed 240-of-382 (62.8%) attempts for 2,780 yards, 23 TDs and 9 INTs and rushed for a school-QB record 954 yards and 13 TDs ... His 36 offensive TDs set a Crimson Tide single-season record and his 3,734 yards of total offense were the 2nd-most in program history

## BIRDSEED

- Graduated from Alabama with a degree in communications and pursued a graduate degree in human relations at Oklahoma
- Attended Channelview (TX) High School, where he ranked as the top dual-threat quarterback in the state of Texas, per ESPN and *Scout*, and was rated a four-star recruit by *Rivals*

## TRANSACTIONS

- **2020** - Drafted by PHI in 2nd round (53rd overall)



# TARRON JACKSON

DEFENSIVE END | 75

(pronounced tuh-RON)



**Height:** 6-2 **Weight:** 254 **DOB:** June 22, 1998 (Age 23)

**NFL Experience:** Rookie (1st with Eagles) **Draft:** D6b-21 (191st overall) by PHI

**College:** Coastal Carolina **Hometown (HS):** Aiken, SC (Silver Bluff)

## CAREER STATISTICS

Year	Team	GP/S	TACKLES					PASS DEFENSE					FUMBLES			DEF SNAPS	
			Total	Solo	Asst	TFL	Sacks	Int	Yds	Lg	TD	PD	FF	FR	Yds	No	Pct
2021	Philadelphia	10/0	7	5	2	0	1.0	0	0	--	0	0	1	0	0	108	16%
<b>Totals</b>		<b>10/0</b>	<b>7</b>	<b>5</b>	<b>2</b>	<b>0</b>	<b>1.0</b>	<b>0</b>	<b>0</b>	<b>--</b>	<b>0</b>	<b>0</b>	<b>1</b>	<b>0</b>	<b>0</b>	<b>---</b>	<b>---</b>

## CAREER HIGHS

<b>Tackles</b>	1	7x, last: 11/14/21 at Den.
<b>Sacks</b>	1.0	10/31/21 at Det.
<b>INTs</b>	--	---
<b>PDs</b>	--	---
<b>FFs</b>	1	10/31/21 at Det.
<b>FRs</b>	--	---

**Hobbies:** Enjoys cooking on the grill, especially ribs ... **First job:** Helping out with his dad's construction business, including re-modeling houses, painting walls, and delivering supplies ... **Jersey number significance:** 7 and 5 add up to 12, the age of his older brother and biggest inspiration, Daron, when he passed away from leukemia in 2008 ... **Another family inspiration:** His uncle, Dean Bryant, who passed away in 2020 ... Dean was an Eagles fan and always wished for Tarron to get drafted by his favorite team ... **Favorite TV show:** *Snowfall* ... **Favorite music:** A little bit of everything: '90s, modern-day rap, hip-hop ... **Favorite meal:** Mac and cheese ... **Favorite athlete growing up:** Kobe Bryant ... **Favorite quote:** "Effort without detail is just good effort."



## 2021 SEASON - EAGLES

- Recorded his first career sack along with 1 FF in the win at Det. (10/31/21)

## COLLEGE HIGHLIGHTS

- In 48 career games at Coastal Carolina (2006-20), compiled 195 tackles (93 solo), 44.5 TFLs, 26.5 sacks, 6 FFs, 3 PDs and 1 FR ... Finished his career as the Chanticleers' all-time leader in sacks (2nd-most in Sun Belt Conference history) and TFLs
- Named a consensus All-American and Sun Belt Defensive Player of the Year in 2020 ... Helped guide Coastal Carolina to an 11-1 record, producing a team-high 8.5 sacks and 14 TFLs along with 54 tackles (25 solo), 3 FFs and 1 FR ... Also voted a finalist for the Lombardi Award, Lott IMPACT Trophy and Bronko Nagurski Trophy and a semifinalist for the Chuck Bednarik Award
- Earned first-team all-conference honors after setting a Sun Belt and school single-season record with 10.0 sacks (career high) in 2019 ... Added 60 tackles (28 solo), 13 TFLs and 2 FFs

## BIRDSEED

- Inspired by his late brother, Daron, who died of leukemia at age 12 in 2008 ... Had promised Daron that he would make it to the NFL one day ... Wore the No. 9 in college because he was only 9 years old when his older brother passed away
- Earned a bachelor's degree in applied mathematics with a minor in actuarial science ... If football hadn't worked out, his plan was to become an actuary at an insurance firm
- Prepped at Silver Bluff (SC) High School, where he led his team to two state championship games ... Lightly recruited out of high school and did not have a Division-I offer other than Coastal Carolina, which earned FBS status after he arrived

## TRANSACTIONS

- 2021** - Drafted by PHI in 6th round (191st overall)



## 2021 GAME-BY-GAME STATISTICS (PHI)

Date	Opp		GP/S	Tot	Solo	Sk	Int	PD	FF	FR	Snap	Pct
Sep 12	at Atl	W	1/0	0	0	0.0	0	0	0	0	2	3%
Sep 19	SF	L	1/0	0	0	0.0	0	0	0	0	11	16%
Sep 27	at Dal	L	1/0	1	0	0.0	0	0	0	0	5	6%
Oct 3	KC	L	1/0	1	0	0.0	0	0	0	0	19	28%
Oct 10	at Car	W	1/0	1	1	0.0	0	0	0	0	18	25%
Oct 14	TB	L	1/0	1	1	0.0	0	0	0	0	10	13%
Oct 24	at LV	L	1/0	1	1	0.0	0	0	0	0	4	6%
Oct 31	at Det	W	1/0	1	1	1.0	0	0	1	0	22	35%
Nov 7	LAC	L	1/0	0	0	0.0	0	0	0	0	8	12%
Nov 14	at Den	W	1/0	1	1	1.0	0	0	0	0	9	16%
Nov 21	NO											
Nov 28	at NYG											
Dec 5	at NYJ											
TBD	Was											
Dec 26	NYG											
Jan 2	at Was											
Jan 9	Dal											
<b>Totals</b>			<b>10/0</b>	<b>7</b>	<b>5</b>	<b>1.0</b>	<b>0</b>	<b>0</b>	<b>1</b>	<b>0</b>	<b>108</b>	<b>16%</b>





# TYREE JACKSON

TIGHT END | 80



**Height:** 6-7 **Weight:** 249 **DOB:** Nov. 7, 1997 (Age 24)

**NFL Experience:** 1st Year (1st with Eagles) **Draft:** UDFA-19 by BUF **Acquired:** FA-21

**College:** Buffalo **Hometown (HS):** Norton Shores, MI (Mona Shores)

## CAREER STATISTICS

Year	Team	GP/S	RECEIVING					OFF SNAPS	
			Rec	Yds	Avg	Lg	TD	No	Pct
2021	Philadelphia	2/0	0	0	---	--	0	41	6%
<b>Totals</b>		<b>2/0</b>	<b>0</b>	<b>0</b>	<b>---</b>	<b>--</b>	<b>0</b>	<b>---</b>	<b>---</b>

## CAREER HIGHS

Receptions	--	---
Receiving Yards	--	---
Receiving Long	--	---
Receiving TDs	--	---

**Desired talent:** Ability to sing ... **Guilty pleasure:** Binge watching Netflix ... **If he could play another sport, what team:** Basketball, Los Angeles Lakers ... **If he could own a business:** Construction, building houses ... **Favorite music:** Rap, country ... **Favorite meal:** Steak ... **Favorite athlete growing up:** Kobe Bryant

## 2021 GAME-BY-GAME STATISTICS (PHI)

Date	Opp	GP/S	RECEIVING					SNAPS	
			Rec	Yds	Avg	Lg	TD	No	Pct
Sep 12	at Atl	W	0/0	RESERVE/INJURED					
Sep 19	SF	L	0/0	RESERVE/INJURED					
Sep 27	at Dal	L	0/0	RESERVE/INJURED					
Oct 3	KC	L	0/0	RESERVE/INJURED					
Oct 10	at Car	W	0/0	RESERVE/INJURED					
Oct 14	TB	L	0/0	RESERVE/INJURED					
Oct 24	at LV	L	0/0	RESERVE/INJURED					
Oct 31	at Det	W	0/0	RESERVE/INJURED					
Nov 7	LAC	L	1/0	0	0	---	--	0	14 25%
Nov 14	at Den	W	1/0	0	0	---	--	0	27 42%
Nov 21	NO								
Nov 28	at NYG								
Dec 5	at NYJ								
TBD	Was								
Dec 26	NYG								
Jan 2	at Was								
Jan 9	Dal								
<b>Totals</b>		<b>2/0</b>	<b>0</b>	<b>0</b>	<b>---</b>	<b>--</b>	<b>0</b>	<b>41</b>	<b>6%</b>

## 2021 SEASON - EAGLES

### XFL HIGHLIGHTS

- Completed 11-of-18 (61.1%) attempts for 46 yards, 1 TD, 0 INTs and an 84.0 passer rating over five games with the XFL's DC Defenders in 2020 ... Also rushed 9 times for 48 yards (5.3 avg.)

### COLLEGE HIGHLIGHTS

- Played collegiately at Buffalo (2016-18), where he posted 6,999 yards, 49 TDs, 24 INTs and a 129.3 efficiency rating on 533-of-955 (55.8%) passing ... Also rushed for 757 yards and 16 TDs
- Named the MAC Offensive Player of the Year as a junior in 2018 after completing 225-of-407 (55.3%) attempts for 3,131 yards, 28 TDs, 12 INTs and a 136.7 efficiency rating ... Totaled 161 yards and 7 TDs on 47 carries ... Led the Bulls to a 10-4 record, MAC East division title and bowl appearance

### BIRDSEED

- Transitioned from QB to TE upon signing with the Eagles
- A four-year starter at Mona Shores (MI) High School ... Ended his career in the top five in state history in TD passes, completions and yards ... Combined to throw for 4,491 yards and 50 TDs and rushed for 1,064 yards and 13 TDs during his junior and senior seasons ... Named first-team All-State as a senior and guided the Sailors to the state title game ... Also played basketball

### TRANSACTIONS

- 11/6/21** - Activated from Reserve/Injured ... **9/2/20** - Placed on Reserve/Injured ... **1/7/21** - Signed by PHI to reserve/future contract ... **8/31/19** - Waived by BUF ... **2019** - Signed by BUF as UDFA





# CRAIG JAMES

CORNERBACK | 31



**Height:** 5-10 **Weight:** 195 **DOB:** April 29, 1996 (Age 25)  
**NFL Experience:** 3rd Year (3rd with Eagles) **Draft:** UDFA-18 by MIN **Acquired:** FA-19  
**College:** Southern Illinois **Hometown (HS):** Edwardsville, IL (Edwardsville)

PRACTICE SQUAD

## CAREER STATISTICS

Year	Team	GP/S	TACKLES					PASS DEFENSE					FUMBLES			DEF SNAPS	
			Total	Solo	Asst	TFL	Sacks	Int	Yds	Lg	TD	PD	FF	FR	Yds	No	Pct
2018	Minnesota	3/0	0	0	0	0	0.0	0	0	--	0	0	0	0	0	0	0%
2019	Philadelphia	14/1	6	5	1	0	0.0	0	0	--	0	2	0	0	0	69	7%
2020	Philadelphia	4/0	0	0	0	0	0.0	0	0	--	0	0	0	0	0	14	1%
2021	Philadelphia	0/0	0	0	0	0	0.0	0	0	--	0	0	0	0	0	0	0%
<b>Totals</b>		<b>21/1</b>	<b>6</b>	<b>5</b>	<b>1</b>	<b>0</b>	<b>0.0</b>	<b>0</b>	<b>0</b>	<b>--</b>	<b>0</b>	<b>2</b>	<b>0</b>	<b>0</b>	<b>0</b>	<b>---</b>	<b>---</b>

## PLAYOFFS

2019	Philadelphia	1/0	0	0	0	0	0.0	0	0	--	0	0	0	0	0	0	0%
<b>Totals</b>		<b>1/0</b>	<b>0</b>	<b>0</b>	<b>0</b>	<b>0</b>	<b>0.0</b>	<b>0</b>	<b>0</b>	<b>--</b>	<b>0</b>	<b>0</b>	<b>0</b>	<b>0</b>	<b>0</b>	<b>---</b>	<b>---</b>

## ADDITIONAL STATISTICS

**Special Teams Tackles:** 14 - 2020 (2), 2019 (12) **Postseason Special Teams Tackles:** 1 - 2019 (1)

## CAREER HIGHS

<b>Tackles</b>	3	10/6/19 vs. NYJ
<b>Sacks</b>	--	---
<b>INTs</b>	--	---
<b>PDs</b>	1	2x, last: 10/6/19 vs. NYJ
<b>FFs</b>	--	---
<b>FRs</b>	--	---

## 2021 SEASON - EAGLES



## 2019 SEASON - EAGLES

- ▶ Saw action in a career-high 14 games and registered 6 tackles (5 solo) and 2 PDs in 69 defensive snaps (7%) ... Also ranked 2nd on the Eagles with a career-high 12 special teams tackles while appearing in the 5th-most special teams snaps (237, 52%)
- ▶ With Philadelphia holding a 34-27 lead with 0:28 remaining at GB (9/26/19) and the Packers facing a second-and-goal at the PHI 3, deflected a QB **Aaron Rodgers** pass intended for WR **Marquez Valdes-Scantling** that resulted in a game-clinching INT by **Nigel Bradham** ... His game-saving play happened on just the 3rd defensive snap of his NFL career

## COLLEGE HIGHLIGHTS

- ▶ Played at Southern Illinois during his junior and senior seasons (2016-17) after originally beginning his career at Minnesota
- ▶ Named to the 2016 Missouri Valley Football Conference All-Newcomer Team after finishing 2nd in the league in PDs per game

## BIRDSEED

- ▶ Attended Edwardsville (IL) High School and was named a three-star recruit by ESPN, Rivals, Scout and 247Sports
- ▶ Is the son of Pamela James and has one brother, Cameron

**First job:** Landscaping work on his college campus at Southern Illinois ... **Bucket list:** "Traveling to Japan and the Motherland." ... **Desired talent:** Ability to sing ... **If he could play another sport:** Run track ... **Career if he wasn't playing football:** High school counselor or track/football coach ... **Favorite TV shows:** *Naruto* and *Invincible* ... **Favorite movie:** *Da 5 Bloods* ... **Favorite music artist:** J. Cole ... **Favorite meal:** Soul food ... **Favorite athletes growing up:** Terrell Owens and Peyton Manning





## 2021 GAME-BY-GAME STATISTICS (PHI)

Date	Opp	GP/S	Tot	Solo	Sk	Int	PD	FF	FR	Snap	Pct
Sep 12	at Atl	W	---								
Sep 19	SF	L	---								
Sep 27	at Dal	L	---								
Oct 3	KC	L	---								
Oct 10	at Car	W	---								
Oct 14	TB	L	---								
Oct 24	at LV	L	---								
Oct 31	at Det	W	---								
NOT ON NFL ROSTER											
Nov 14	at Den	W	---								
Nov 21	NO										
Nov 28	at NYG										
Dec 5	at NYJ										
TBD	Was										
Dec 26	NYG										
Jan 2	at Was										
Jan 9	Dal										
<b>Totals</b>		<b>0/0</b>	<b>0</b>	<b>0</b>	<b>0.0</b>	<b>0</b>	<b>0</b>	<b>0</b>	<b>0</b>	<b>0</b>	<b>0%</b>

## 2019 GAME-BY-GAME STATISTICS (PHI)

Date	Opp	GP/S	Tot	Solo	Sk	Int	PD	FF	FR	Snap	Pct
Sep 8	Atl	W	---								
Sep 15	at GB	L	1/0	0	0	0.0	0	0	0	1	2%
Sep 22	Oak	W	---								
Sep 29	at Chi	L	1/0	0	0	0.0	0	1	0	2	3%
Oct 6	at NYG	W	1/1	3	2	0.0	0	1	0	57	97%
Oct 13	Phi	W	1/0	2	2	0.0	0	0	0	5	7%
Oct 20	at Det	W	1/0	1	1	0.0	0	0	0	4	6%
Oct 24	Was	W	1/0	0	0	0.0	0	0	0	0	0%
Nov 3	at KC	L	1/0	0	0	0.0	0	0	0	0	0%
Nov 17	NE	L	1/0	0	0	0.0	0	0	0	0	0%
Nov 24	Sea	L	1/0	0	0	0.0	0	0	0	0	0%
Dec 1	at Mia	L	1/0	0	0	0.0	0	0	0	0	0%
Dec 9	NYG	W	1/0	0	0	0.0	0	0	0	0	0%
Dec 15	at Was	W	1/0	0	0	0.0	0	0	0	0	0%
Dec 22	Dal	W	1/0	0	0	0.0	0	0	0	0	0%
Dec 29	at NYG	W	1/0	0	0	0.0	0	0	0	0	0%
<b>Totals</b>		<b>14/1</b>	<b>6</b>	<b>5</b>	<b>0.0</b>	<b>0</b>	<b>2</b>	<b>0</b>	<b>0</b>	<b>69</b>	<b>7%</b>
PLAYOFFS											
Jan 5	Sea	L	1/0	0	0	0.0	0	0	0	0	0%
<b>Totals</b>		<b>1/0</b>	<b>0</b>	<b>0</b>	<b>0.0</b>	<b>0</b>	<b>0</b>	<b>0</b>	<b>0</b>	<b>0</b>	<b>0%</b>

## 2020 GAME-BY-GAME STATISTICS (PHI)

Date	Opp	GP/S	Tot	Solo	Sk	Int	PD	FF	FR	Snap	Pct
Sep 13	at Was	L	1/0	0	0	0.0	0	0	0	0	0%
Sep 20	LAR	L	0/0								
Sep 27	Cin	T	0/0								
Oct 4	at SF	W	0/0								
Oct 11	at Pit	L	1/0	0	0	0.0	0	0	0	13	17%
Oct 18	Bal	L	1/0	0	0	0.0	0	0	0	1	1%
Oct 22	NYG	W	1/0	0	0	0.0	0	0	0	0	0%
Nov 1	Dal	W	0/0								
Nov 15	at NYG	L	0/0								
Nov 22	at Cle	L	0/0								
Nov 30	Sea	L	0/0								
Dec 6	at GB	L	0/0								
Dec 13	NO	W	0/0								
Dec 20	at Ari	L	0/0								
Dec 27	at Dal	L	0/0								
Jan 3	Was	L	0/0								
<b>Totals</b>		<b>4/0</b>	<b>0</b>	<b>0</b>	<b>0.0</b>	<b>0</b>	<b>0</b>	<b>0</b>	<b>0</b>	<b>14</b>	<b>1%</b>



## TRANSACTIONS

- **11/9/21** - Signed by PHI to practice squad ... **11/4/21** - Released by PHI from practice squad ... **9/1/21** - Signed by PHI to practice squad ... **8/31/21** - Waived by PHI ... **11/16/20** - Placed on Reserve/Injured ... **10/10/20** - Activated from Reserve/Injured ... **9/15/20** - Placed on Reserve/Injured ... **9/24/19** - Signed by PHI to active roster from practice squad ... **9/18/19** - Signed by PHI to practice squad ... **9/17/19** - Waived by PHI ... **9/11/19** - Signed by PHI to active roster from practice squad ... **9/2/19** - Signed by PHI to practice squad ... **8/31/19** - Waived by MIN ... **11/27/18** - Signed by MIN to active roster from practice squad ... **10/16/18** - Signed by MIN to practice squad ... **9/1/18** - Waived/injured by MIN ... **2018** - Signed by MIN as UDFA



2018 GAME-BY-GAME STATISTICS (MIN)												
Date	Opp	GP/S	Tot	Solo	Sk	Int	PD	FF	FR	Snap	Pct	
NOT ON NFL ROSTER												
NOT ON NFL ROSTER												
NOT ON NFL ROSTER												
NOT ON NFL ROSTER												
NOT ON NFL ROSTER												
NOT ON NFL ROSTER												
Oct 21	at NYJ	W	---	VIKINGS PRACTICE SQUAD								
Oct 28	NO	L	---	VIKINGS PRACTICE SQUAD								
Nov 4	Det	W	---	VIKINGS PRACTICE SQUAD								
Nov 18	at Chi	L	---	VIKINGS PRACTICE SQUAD								
Nov 25	GB	W	---	VIKINGS PRACTICE SQUAD								
Dec 2	at NE	L	1/0	0	0	0.0	0	0	0	0	0	0%
Dec 10	at Sea	L	1/0	0	0	0.0	0	0	0	0	0	0%
Dec 16	Mia	W	0/0	INACTIVE								
Dec 23	at Det	W	0/0	INACTIVE								
Dec 30	Chi	L	1/0	0	0	0.0	0	0	0	0	0	0%
<b>Totals</b>			<b>3/0</b>	<b>0</b>	<b>0</b>	<b>0.0</b>	<b>0</b>	<b>0</b>	<b>0</b>	<b>0</b>	<b>0</b>	<b>0%</b>



# KEESEAN JOHNSON

WIDE RECEIVER | 17



**Height:** 6-1 **Weight:** 201 **DOB:** Oct. 9, 1996 (Age 25)

**NFL Experience:** 3rd Year (1st with Eagles) **Draft:** D6a-19 (174th overall) by ARI **Acquired:** FA-21

**College:** Fresno State **Hometown (HS):** Palo Alto, CA (Palo Alto)

PRACTICE SQUAD

## CAREER STATISTICS

Year	Team	GP/S	RECEIVING					OFF SNAPS	
			Rec	Yds	Avg	Lg	TD	No	Pct
2019	Arizona	10/4	21	187	8.9	31	1	371	35%
2020	Arizona	8/1	15	173	11.5	45	0	214	19%
2021	Philadelphia	0/0	0	0	---	---	0	0	0%
<b>Totals</b>		<b>18/5</b>	<b>36</b>	<b>360</b>	<b>10.0</b>	<b>45</b>	<b>1</b>	<b>---</b>	<b>---</b>

## CAREER HIGHS

<b>Receptions</b>	5	9/8/19 vs. Det.
<b>Receiving Yards</b>	50	12/26/20 vs. SF.
<b>Receiving Long</b>	45	12/26/20 vs. SF
<b>Receiving TDs</b>	1	10/31/19 vs. SF



## 2021 SEASON - EAGLES



## 2020 SEASON - CARDINALS



- Recorded 15 receptions for 173 receiving yards (11.5 avg.).
- Posted career longs in receiving yards (50) and receiving long (45) on 2 catches vs. SF (12/26/20)

## 2019 SEASON - CARDINALS



- Caught 21 passes for 187 yards (8.9 avg.) and 1 TD
- Tallied a career-high 5 receptions for 46 yards vs. Det. (9/8/19)
- Recorded his first career TD vs. SF (10/31/19) after catching a 9-yard TD pass from Cardinals QB **Kyler Murray**

## COLLEGE HIGHLIGHTS



- Totaled 275 receptions for 3,463 yards (12.6 avg.) and 24 TDs in 52 games (50 starts) ... Set program records in career receptions and receiving yards
- Selected to the All-Mountain West second team after ranking 5th among NCAA FBS players in receptions (95) and leading the team in receiving yards (1,340) and TDs (8) in his senior season
- Named second-team All-Mountain West after leading Fresno State in receptions (177), receiving yards (1,013) and TDs (8) as a junior
- Earned All-Mountain West honorable mention as a sophomore ... Led the team in receptions (66), receiving yards (773) and receiving TDs (6)
- Ranked 2nd on the team with 37 receptions for 364 yards (9.8 avg.) and 2 TDs as a freshman

## BIRDSEED



- Majored in criminology-law enforcement while at Fresno State
- Attended Palo Alto (CA) High School ... caught 58 passes for 1,015 yards (17.5 avg.) and 14 TDs as a senior and 15 passes for 266 yards (17.7 avg.) and 1 TD in his junior year ... Also played guard on the basketball team and averaged 9.0 points as a junior
- Attended the same high school as Packers WR **Davante Adams**

## TRANSACTIONS



- 9/2/21** - Signed by PHI to practice squad ... **8/31/21** - Waived by ARI ... **8/2/21** - Activated from Reserve/COVID-19 ... **7/29/21** - Placed on Reserve/COVID-19 ... **0/21/20** - Activated from Reserve/COVID-19 ... **9/11/20** - Placed on Reserve/COVID-19 ... **2019** - Drafted by ARI in 2nd round (174th overall)



2021 GAME-BY-GAME STATISTICS (PHI)										
				RECEIVING					SNAPS	
Date	Opp		GP/S	Rec	Yds	Avg	Lg	TD	No	Pct
Sep 12	at Atl	W	---	EAGLES PRACTICE SQUAD						
Sep 19	SF	L	---	EAGLES PRACTICE SQUAD						
Sep 27	at Dal	L	---	EAGLES PRACTICE SQUAD						
Oct 3	KC	L	---	EAGLES PRACTICE SQUAD						
Oct 10	at Car	W	---	EAGLES PRACTICE SQUAD						
Oct 14	TB	L	---	EAGLES PRACTICE SQUAD						
Oct 24	at LV	L	---	EAGLES PRACTICE SQUAD						
Oct 31	at Det	W	---	EAGLES PRACTICE SQUAD						
Nov 7	LAC	L	---	EAGLES PRACTICE SQUAD						
Nov 14	at Den	W	---	EAGLES PRACTICE SQUAD						
Nov 21	NO									
Nov 28	at NYG									
Dec 5	at NYJ									
TBD	Was									
Dec 26	NYG									
Jan 2	at Was									
Jan 9	Dal									
Totals			0/0	0	0	---	--	0	0	0%

2020 GAME-BY-GAME STATISTICS (ARI)										
				RECEIVING					SNAPS	
Date	Opp		GP/S	Rec	Yds	Avg	Lg	TD	No	Pct
Sep 13	at SF	W	0/0	RESERVE/COVID-19						
Sep 20	Was	W	0/0	RESERVE/COVID-19						
Sep 27	Det	L	1/0	2	24	12.0	14	0	46	71%
Oct 4	at Car	L	0/0	DID NOT PLAY						
Oct. 11	at NYJ	W	1/0	1	5	5.0	5	0	5	7%
Oct. 19	at Dal	W	0/0	INACTIVE						
Oct. 25	Sea	W	0/0	INACTIVE						
Nov. 8	Mia	L	0/0	INACTIVE						
Nov. 15	Buf	W	0/0	INACTIVE						
Nov 19	at Sea	L	0/0	INACTIVE						
Nov. 29	at NE	L	1/0	1	7	7.0	7	0	9	12%
Dec. 6	LAR	L	1/0	4	27	6.75	12	0	45	70%
Dec. 13	at NYG	W	1/0	1	9	9.0	9	0	19	24%
Dec. 20	Phi	W	1/0	2	38	19.0	32	0	21	31%
Dec. 26	SF	L	1/0	2	50	25.0	45	0	20	24%
Jan. 3	at LAR	L	1/1	2	13	6.5	7	0	49	92%
Totals			8/1	15	173	11.53	45	0	214	19%

2019 GAME-BY-GAME STATISTICS (ARI)										
Date	Opp	GP/S	RECEIVING					SNAPS		Pct
			Rec	Yds	Avg	Lg	TD	No	Pct	
Sep. 8	Det	T	1/1	5	46	9.2	15	0	67	76%
Sep. 15	at Bal	L	1/0	1	31	31.0	31	0	18	32%
Sep. 22	Car	L	1/0	3	13	4.3	5	0	36	48%
Sep 29	Sea	L	1/0	2	19	9.5	11	0	36	57%
Oct. 6	at Cin	W	1/1	3	22	7.3	9	0	72	96%
Oct. 13	Atl	W	1/1	2	14	7.0	7	0	56	81%
Oct. 20	at NYG	W	1/0	1	6	6.0	6	0	5	8%
Oct. 27	at NO	L	0/0	INACTIVE						
Oct. 31	SF	L	1/0	2	22	11.0	13	1	25	45%
Nov. 10	at TB	L	1/1	0	0	0.0	0	0	34	51%
Nov. 17	at SF	L	1/0	2	14	7.0	9	0	22	33%
Dec. 1	LAR	L	0/0	INACTIVE						
Dec. 8	Pit	L	0/0	INACTIVE						
Dec. 15	Cle	W	0/0	INACTIVE						
Dec. 22	at Sea	W	0/0	INACTIVE						
Dec. 29	at LAR	L	0/0	INACTIVE						
<b>Totals</b>		<b>10/4</b>	<b>21</b>	<b>187</b>	<b>8.9</b>	<b>31</b>	<b>1</b>	<b>371</b>	<b>35%</b>	





# LANE JOHNSON

TACKLE | 65



**Height:** 6-6 **Weight:** 325 **DOB:** May 8, 1990 (Age 31)

**NFL Experience:** 9th Year (9th with Eagles) **Draft:** D1-13 (4th overall) by PHI

**College:** Oklahoma **Hometown (HS):** Groveton, TX (Groveton)

**All-Pro:** 2017 **Pro Bowl:** 2018, 2019, 2020 **Super Bowl Champion:** 2017 (LII)

## CAREER STATISTICS

			STARTS		OFF SNAPS	
Year	Team	GP/S	LT	RT	No	Pct
2013	Philadelphia	16/16	0	16	1,102	100%
2014	Philadelphia	12/12	0	12	889	76%
2015	Philadelphia	16/16	2	14	1,156	100%
2016	Philadelphia	6/6	0	6	407	36%
2017	Philadelphia	15/15	0	15	964	85%
2018	Philadelphia	15/15	0	15	962	88%
2019	Philadelphia	12/12	0	12	773	65%
2020	Philadelphia	7/7	0	7	404	36%
2021	Philadelphia	7/7	0	7	417	66%
<b>Totals</b>		<b>106/106</b>	<b>2</b>	<b>104</b>	---	---

PLAYOFFS						
2013	Philadelphia	1/1	0	1	58	100%
2017	Philadelphia	3/3	0	3	207	100%
2018	Philadelphia	2/2	0	2	119	100%
2019	Philadelphia	0/0	0	0	0	0%
<b>Totals</b>		<b>6/6</b>	<b>0</b>	<b>6</b>	---	---

**First job:** Grave digger in high school ... **Biggest pet peeve:** Drivers that take a long time to make a turn ... **Hobbies:** Hunting and fishing ... **Favorite teams/athletes growing up:** Houston Rockets, Green Bay Packers and Brett Favre ... **If he could play another sport, what position/team:** Small forward, Houston Rockets ... **Favorite movie:** *Forrest Gump* ... **Favorite TV show:** *Impractical Jokers* ... **Three favorite throwback jerseys:** Hakeem Olajuwon, Rockets; Michael Vick, Falcons; Bo Jackson, Raiders



## CAREER HIGHLIGHTS

- ▶ Is a three-time **Pro Bowl** selection (2018, '19, '20), 2017 *Associated Press* first-team **All-Pro** honoree and **Super Bowl LII** champion ... Is tied for the 2nd-most Pro Bowls by an OT in franchise history, behind **Jason Peters** (seven) ... Is also one of only three Eagles OTs to earn three consecutive Pro Bowl nods, joining Peters (2013-16) and **Frank "Bucko" Kilroy** (1953-55)
- ▶ In 2019, was part of an OL that became the fourth unit in Eagles history to send three players to the Pro Bowl (also **Brandon Brooks** and **Jason Kelce**) ... Allowed only 1 sack in 773 offensive snaps and helped the team rank 3rd in red zone TD efficiency (66.7%) and 4th in third-down conversion rate (45.4%)
- ▶ Blocked for one of the most dominant OLs in the league during Philadelphia's **Super Bowl LII**-winning season in 2017 ... Contributed to just the fifth OL in Eagles history to feature multiple All-Pros (also Kelce, both first-team selections) ... Helped the Eagles lead the NFL in red zone offense (65.5%) and rank 3rd in rushing offense (132.2 ypg) and offensive points per game (26.3)
- ▶ Helped Philadelphia finish 3rd in points per game (29.6), 5th in total offense (396.8 ypg), 6th in passing offense (272.3 ypg) and 9th in rushing offense (124.5 ypg) while setting team records in points (474) and TDs (54) during the 2014 season ... Surrendered only 1 sack in 889 offensive snaps
- ▶ Started all 16 games as a rookie and paved the way for the NFL's leading rusher – **LeSean McCoy** (1,607 yards) – in 2013 ... Was a member of the league's 2nd-ranked offense (417.3 ypg), which also ranked 1st in rushing (160.4 ypg) and 4th in scoring (27.6) ... Became the first Eagles rookie OT to start in a season opener since **John Welbourn** in 1999

## COLLEGE HIGHLIGHTS

- ▶ As a senior in 2012, started 11 games at LT and garnered third-team All-America honors from CBSSports.com and second-team All-Big 12 recognition from the league's coaches ... Anchored a Sooners offense that ranked 12th in the nation with 497.9 total yards per game and posted a team-best 123 knockdowns ... Led the conference with 19 TD-resulting blocks
- ▶ Started 12 games at RT as a junior in 2011, as Oklahoma ranked 10th nationally in scoring (39.5 ppg), 5th in offense (512.3 ypg), 5th in passing (349.4 ypg) and 7th in fewest sacks allowed (11)
- ▶ Began his sophomore season in 2010 as a TE before converting to the defensive line ... Redshirted in 2009 after transferring
- ▶ Appeared in nine games as a reserve QB at Kilgore College (TX) in 2008, completing 32-of-61 (52.5%) attempts for 510 yards, 3 TDs and 7 INTs, while adding 24 yards and 1 TD on 17 carries

## BIRDSEED

- ▶ During quarantine amid the COVID-19 pandemic, launched his own podcast, "Outside the Lane," which streamed on Instagram Live and is archived on YouTube ... The project found success almost immediately and has featured a wide array of guests, including "Stone Cold" Steve Austin, Charles Barkley, Brett Favre, Bryce Harper, Bob Saget and Mike Trout, among others



- ▶ Majored in human relations at Oklahoma
- ▶ Began his collegiate career at Kilgore College (TX), where at 202 pounds he was the Rangers' QB in 2008 ... After transferring to Oklahoma as a TE in 2009, he redshirted for one year before playing TE and DE in 2010 ... Settled in as a RT in 2011 prior to transitioning to the left side of the OL in 2012
- ▶ Attended Groveton (TX) High School, where he played QB and S and was an all-region and all-state selection ... Also participated in baseball, basketball and track and field ... Placed 4th in the shot put at the state's track championships ... His graduating class had just 35 students (Groveton's population in 2010 was 1,057)
- ▶ Did not start playing football until the 7th grade, when he was a QB for his middle school team in Coldspring, TX
- ▶ Credits his mother, Ray Ann, for helping him get to where he is today ... Ray Ann has a degree in criminal justice and works as a social worker with death-row inmates at a prison in Riverside, TX ... Purchased his mother a new home in 2014

## TRANSACTIONS

- ▶ **12/2/20** - Placed on Reserve/Injured ... **8/11/20** - Activated from Reserve/COVID-19 ... **7/29/20** - Placed on Reserve/COVID-19 ... **11/29/19** - Signed by PHI to 4-year contract extension ... **12/20/16** - Activated from Reserve/Suspended ... **10/11/16** - Suspended by NFL for 10 games ... **1/29/16** - Signed by PHI to 6-year contract through 2021 ... **9/29/14** - Activated from Reserve/Suspended ... **7/23/14** - Suspended by NFL for four games ... **2013** - Drafted by PHI in 1st round (4th overall)





# PATRICK JOHNSON

LINEBACKER | 48



Height: 6-2 Weight: 248 DOB: Jan. 10, 1998 (Age 23)  
NFL Experience: Rookie (1st with Eagles) Draft: D7-21 (234th overall) by PHI  
College: Tulane Hometown (HS): Chattanooga, TN (Notre Dame)

CAREER STATISTICS																	
			TACKLES					PASS DEFENSE					FUMBLES			DEF SNAPS	
Year	Team	GP/S	Total	Solo	Asst	TFL	Sacks	Int	Yds	Lg	TD	PD	FF	FR	Yds	No	Pct
2021	Philadelphia	10/1	7	5	2	1	0.0	0	0	--	0	0	0	0	0	53	8%
Totals		10/1	7	5	2	1	0.0	0	0	--	0	0	0	0	0	---	---
ADDITIONAL STATISTICS																	
Special Teams Tackles: 3 - 2021 (3)																	

CAREER HIGHS		
Tackles	3	9/27/21 at Dal.
Sacks	--	---
INTs	--	---
PDs	--	---
FFs	--	---
FRs	--	---

2021 GAME-BY-GAME STATISTICS (PHI)												
Date	Opp		GP/S	Tot	Solo	Sk	Int	PD	FF	FR	Snap	Pct
Sep 12	at Atl	W	1/0	1	1	0.0	0	0	0	0	7	10%
Sep 19	SF	L	1/0	2	0	0.0	0	0	0	0	13	19%
Sep 27	at Dal	L	1/1	3	3	0.0	0	0	0	0	28	36%
Oct 3	KC	L	1/0	0	0	0.0	0	0	0	0	0	0%
Oct 10	at Car	W	1/0	0	0	0.0	0	0	0	0	0	0%
Oct 14	TB	L	1/0	0	0	0.0	0	0	0	0	1	1%
Oct 24	at LV	L	1/0	0	0	0.0	0	0	0	0	0	0%
Oct 31	at Det	W	1/0	0	0	0.0	0	0	0	0	2	3%
Nov 7	LAC	L	1/0	0	0	0.0	0	0	0	0	0	0%
Nov 14	at Den	W	1/0	1	1	0.0	0	0	0	0	2	3%
Nov 21	NO											
Nov 28	at NYG											
Dec 5	at NYJ											
TBD	Was											
Dec 26	NYG											
Jan 2	at Was											
Jan 9	Dal											
Totals			10/1	7	5	0.0	0	0	0	0	53	8%

### 2021 SEASON - EAGLES



### COLLEGE HIGHLIGHTS

- ▶ Played collegiately at Tulane, where he totaled 135 tackles (92 solo), 40 TFLs, 24.5 sacks, 11 PDs, 6 FFs and 1 FR in 49 career games ... Finished as the Green Wave's all-time sacks leader
- ▶ Garnered first-team All-AAC accolades following his senior year in 2020, when he notched 14.5 TFLs and 10.0 sacks
- ▶ As a junior in 2019, started all 13 games and led Tulane in TFLs (8.5) and sacks (4.0) en route to second-team All-AAC honors
- ▶ Played in all 13 games (12 starts) as a sophomore in 2018 and received All-AAC recognition after leading the team and ranking second in the conference with a career-high 10.5 sacks

### BIRDSEED

- ▶ Attended Notre Dame (TN) High School ... Has an older sister and a younger sister ... Majored in health and wellness

### TRANSACTIONS

- ▶ 2021 - Drafted by PHI in 7th round (234th overall)





# JASON KELCE

CENTER | 62



Height: 6-3 Weight: 295 DOB: Nov. 5, 1987 (Age 34)

NFL Experience: 11th Year (11th with Eagles) Draft: D6a-11 (191st overall) by PHI

College: Cincinnati Hometown (HS): Cleveland, OH (Cleveland Heights)

All-Pro: 2017, 2018, 2019 Pro Bowl: 2015, 2017, 2020, 2021 Super Bowl Champion: 2017 (LII)

## CAREER STATISTICS

			STARTS	OFF SNAPS	
Year	Team	GP/S	C	No	Pct
2011	Philadelphia	16/16	16	N/A	N/A
2012	Philadelphia	2/2	2	136	12%
2013	Philadelphia	16/16	16	1,095	99%
2014	Philadelphia	12/12	12	828	70%
2015	Philadelphia	16/16	16	1,156	100%
2016	Philadelphia	16/16	16	1,133	100%
2017	Philadelphia	16/16	16	1,079	95%
2018	Philadelphia	16/16	16	1,037	95%
2019	Philadelphia	16/16	16	1,183	100%
2020	Philadelphia	16/16	16	1,124	99%
2021	Philadelphia	10/10	10	620	98%
<b>Totals</b>		<b>152/152</b>	<b>152</b>	---	---

## PLAYOFFS

Year	Team	GP/S	C	No	Pct
2013	Philadelphia	1/1	1	58	100%
2017	Philadelphia	3/3	3	207	100%
2018	Philadelphia	2/2	2	119	100%
2019	Philadelphia	1/1	1	69	100%
<b>Totals</b>		<b>7/7</b>	<b>7</b>	---	---


**If he could play another sport, what position/team:** Center for the Philadelphia Flyers ... **First job:** Worked a youth hockey camp when he was 14 years old ... **First football team:** Played LB and FB for the Roxboro Rockets in 7th grade ... **Three items needed on deserted island:** Duct tape, lighter, fishing pole ... **Three favorite throwback jerseys:** Chuck Bednarik, Philadelphia Eagles; Jim Brown, Cleveland Browns; Wayne Gretzky, Edmonton Oilers ... **Pregame ritual:** Listens to Christmas music and combs his beard ... **Favorite movies:** *The Big Lebowski* and *The Last Gladiators* ... **Favorite teams/athletes as a kid:** All Cleveland teams, Michael Jordan, Wayne Gretzky and Jerome Bettis

## CAREER HIGHLIGHTS

- ▶ Is a four-time **Pro Bowl** selection (2015, '17, '20, '21), three-time *Associated Press* first-team **All-Pro** honoree (2017, '18, '19) and **Super Bowl LII** champion ... Owns the most Pro Bowls ever by an Eagles C ... Is one of six NFL Cs to earn three first-team All-Pro nods since the 1970 merger, joining Pro Football Hall of Famers **Dermontti Dawson** (six, 1988-2000), **Mike Webster** (five, 1974-90), **Dwight Stephenson** (four, 1980-87), **Jim Langer** (three, 1970-81) and **Kevin Mawae** (three, 1994-2009) ... Is the ninth player in franchise history to be named first-team All-Pro three times
- ▶ Has started 115 consecutive regular-season games, the longest active streak among NFL Cs (longest streak by an Eagles C since the 1970 merger) ... Is the first NFL C with 100+ straight starts in the regular season since **Chris Myers** from 2007-14 (123)
- ▶ Also ranks 5th among Eagles OL with 152 career regular-season games, trailing **Chuck Bednarik** (169, 1949-62), **Tra Thomas** (166, 1998-2008), **Guy Morriss** (158, 1973-83) and **Jerry Sisemore** (156, 1973-84)
- ▶ In 2019, was part of an OL that became the fourth unit in team history to feature three Pro Bowlers (also **Brandon Brooks** and **Lane Johnson**) ... Helped the Eagles rank 3rd in red zone TD efficiency (66.7%) and 4th in third-down conversions (45.4%)
- ▶ Did not allow a sack in 1,037 offensive snaps (95%) in 2018
- ▶ Blocked for one of the most dominant OLs in the league during Philadelphia's **Super Bowl LII**-winning season in 2017 ... Contributed to just the fifth OL in franchise history to include multiple All-Pros (also Johnson) ... Helped the Eagles lead the NFL in red zone offense (65.5%) and rank 3rd in rushing offense (132.2 ypg) and offensive points per game (26.3)
- ▶ A member of the third OL in team history to send three players to the Pro Bowl in 2014, joining **Evan Mathis** and **Jason Peters** ... Helped the Eagles finish 3rd in the league in points per game (29.6), 5th in total offense (396.8 ypg), 6th in passing offense (272.3 ypg) and 9th in rushing offense (124.5 ypg) while setting franchise records in points (474) and TDs (54)
- ▶ Paved the way for the top rushing offense (160.4 ypg) in 2013, highlighted by the NFL's leading rusher – **LeSean McCoy** (1,607 yards) ... Philadelphia also ranked 2nd in the league in total offense (417.3 ypg) and 4th in scoring offense (27.6 ppg)
- ▶ In 2011, became the first Eagles rookie OL to start all 16 games since **Doug Brzezinski** in 1999 (first Eagles rookie C to do so) ... Surrendered only 1 sack during his debut season

## COLLEGE HIGHLIGHTS

- ▶ Played in 47 career games at Cincinnati and started each of his final 38 contests at LG (26) and C (12) ... Started all 12 games at C during his senior season in 2010, earning All-America honorable mention and first-team All-Big East accolades ... Named second-team All-Big East following the 2008-09 seasons





- ▶ Added more than 40 pounds to his frame in the 2007 offseason and transitioned to OL ... Originally joined Cincinnati's team as a walk-on in 2006, when he received Scout Team Defensive Player of the Year honors as a 240-pound LB

## BIRDSEED

- ▶ Dressed in Mummers regalia at the podium atop the steps of the Philadelphia Museum of Art, closed the **Super Bowl LII** Parade of Champions with an emotional, powerful and iconic speech that solidified his unique place in Philadelphia folklore ... Inspired by the "underdog" theme associated with the playoff run, delivered an ode to his teammates and the city's resilient spirit
- ▶ Graduated from Cincinnati with a degree in marketing
- ▶ Comes from a football lineage, as his younger brother, Travis, was a teammate at Cincinnati (2008-10) playing TE and was drafted by Kansas City in the 3rd round in 2013 ... His uncle, Don Blalock Jr., played DT for Purdue (1976-77) and his grandfather, Don Blalock, played football at Ohio University
- ▶ Is the son of Donna and Ed Kelce ... Donna works in banking and Ed is a sales rep in the steel business ... He and his wife, Kylie, have two daughters, Wyatt Elizabeth and Elliotte Ray

## TRANSACTIONS

- ▶ **3/2/19** - Agreed to terms with PHI on 1-year contract extension ... **2/27/14** - Signed by PHI to 7-year contract extension ... **9/8/12** - Placed on Reserve/Injured ... **2011** - Drafted by PHI in 6th round (191st overall)





# RYAN KERRIGAN

DEFENSIVE END | 90



**Height:** 6-4 **Weight:** 265 **DOB:** Aug. 16, 1988 (Age 33)

**NFL Experience:** 11th Year (1st with Eagles) **Draft:** D1-11 (16th overall) by WAS **Acquired:** FA-Was-21

**College:** Purdue **Hometown (HS):** Muncie, IN (Muncie Central)

**Pro Bowl:** 2013, 2017, 2018, 2019 **All-Rookie:** 2011

## CAREER STATISTICS

Year	Team	GP/S	TACKLES					PASS DEFENSE					FUMBLES			DEF SNAPS	
			Total	Solo	Asst	TFL	Sacks	Int	Yds	Lg	TD	PD	FF	FR	Yds	No	Pct
2011	Washington	16/16	64	42	22	9	7.5	1	9	9t	1	4	4	0	0	N/A	N/A
2012	Washington	16/16	54	42	12	10	8.5	1	28	28t	1	8	2	1	0	1,065	99%
2013	Washington	16/16	66	47	19	15	8.5	0	0	--	0	3	4	0	0	974	95%
2014	Washington	16/16	64	51	13	18	13.5	0	0	--	0	1	5	1	0	978	95%
2015	Washington	16/16	42	33	9	12	9.5	0	0	--	0	3	2	0	0	889	84%
2016	Washington	16/16	33	26	7	18	11.0	0	0	--	0	2	2	0	0	786	72%
2017	Washington	16/16	46	34	12	15	13.0	1	24	24t	1	1	3	0	0	820	75%
2018	Washington	16/16	43	30	13	11	13.0	0	0	--	0	1	3	1	0	819	79%
2019	Washington	12/12	25	16	9	6	5.5	0	0	--	0	1	1	0	0	642	57%
2020	Washington	16/1	17	9	8	5	5.5	0	0	--	0	1	0	1	6	397	38%
2021	Philadelphia	10/0	1	1	0	1	0.0	0	0	--	0	0	0	0	0	213	31%
<b>Totals</b>		<b>166/141</b>	<b>455</b>	<b>331</b>	<b>124</b>	<b>120</b>	<b>95.5</b>	<b>3</b>	<b>61</b>	<b>28t</b>	<b>3</b>	<b>25</b>	<b>26</b>	<b>4</b>	<b>6</b>	<b>---</b>	<b>---</b>

## PLAYOFFS

2012	Washington	1/1	4	2	2	0	0.0	0	0	--	0	0	0	0	0	71	100%
2015	Washington	1/1	2	1	1	0	0.0	0	0	--	0	1	0	0	0	75	100%
2020	Washington	1/0	0	0	0	0	0.0	0	0	--	0	0	0	0	0	27	36%
<b>Totals</b>		<b>3/2</b>	<b>6</b>	<b>3</b>	<b>3</b>	<b>0</b>	<b>0.0</b>	<b>0</b>	<b>0</b>	<b>--</b>	<b>0</b>	<b>1</b>	<b>0</b>	<b>0</b>	<b>0</b>	<b>---</b>	<b>---</b>

## CAREER HIGHS

<b>Tackles</b>	9	10/12/14 at Ari.
<b>Sacks</b>	4.0	9/14/14 vs. Jax.
<b>INTs</b>	1	3x, last: 9/10/17 vs. Phi.
<b>PDs</b>	2	3x, last: 12/16/12 at Cle.
<b>FFs</b>	2	11/13/11 at Mia.
<b>FRs</b>	1	4x, last: 9/13/20 vs. Phi.

## CAREER HIGHLIGHTS

- ▶ A four-time **Pro Bowl** selection (2013, '17, '18, '19) and two-time PFWA **All-NFC** honoree (2016, '17) ... Finished his career in Washington as the franchise's all-time leader in sacks (95.5)
- ▶ Is one of five players in NFL history to record 7.5+ sacks in each of the first eight years of their career (since 1982), joining **Jared Allen**, **Derrick Thomas**, **DeMarcus Ware** and **Reggie White**
- ▶ Voted to the 2011 PFWA **All-Rookie** Team

## 2021 SEASON - EAGLES

- ▶

## 2020 SEASON - WASHINGTON

- ▶ Produced 17 tackles (9 solo), 5.5 sacks, 5 TFLs, 1 PD and 1 FR
- ▶ Surpassed **Dexter Manley** (91.0, 1982-89) for the most sacks in franchise history in the season opener vs. Phi. (9/13/20)

## 2019 SEASON - WASHINGTON

- ▶ Logged 25 tackles (16 solo), 6 TFLs, 5.5 sacks, 1 PD and 1 FF
- ▶ Rendered inactive due to injury at Car. (12/1/19), which marked his first ever NFL game missed ... Snapped a streak of 140 consecutive games (all starts) to begin his career

## 2018 SEASON - WASHINGTON

- ▶ Led the defense in both sacks (13.0) and QB hits (19) ... Also totaled 43 tackles (30 solo) with 11 TFLs, 1 PD, 3 FFs and 1 FR
- ▶ Tied **Charles Mann** for the 2nd-most seasons with double-digit sacks (four) in franchise history at Jax. (12/16/18)



## 2021 GAME-BY-GAME STATISTICS (PHI)

Date	Opp	GP/S	Tot	Solo	Sk	Int	PD	FF	FR	Snap	Pct
Sep 12	at Atl	W	1/0	0	0	0.0	0	0	0	34	47%
Sep 19	SF	L	1/0	0	0	0.0	0	0	0	32	46%
Sep 27	at Dal	L	1/0	0	0	0.0	0	0	0	27	35%
Oct 3	KC	L	1/0	0	0	0.0	0	0	0	22	33%
Oct 10	at Car	W	1/0	1	1	0.0	0	0	0	21	30%
Oct 14	TB	L	1/0	0	0	0.0	0	0	0	16	21%
Oct 24	at LV	L	1/0	0	0	0.0	0	0	0	13	20%
Oct 31	at Det	W	1/0	0	0	0.0	0	0	0	26	42%
Nov 7	LAC	L	1/0	0	0	0.0	0	0	0	12	17%
Nov 14	at Den	W	1/0	0	0	0.0	0	0	0	10	17%
Nov 21	NO										
Nov 28	at NYG										
Dec 5	at NYJ										
TBD	Was										
Dec 26	NYG										
Jan 2	at Was										
Jan 9	Dal										
<b>Totals</b>		<b>10/0</b>	<b>1</b>	<b>1</b>	<b>0.0</b>	<b>0</b>	<b>0</b>	<b>0</b>	<b>0</b>	<b>213</b>	<b>31%</b>

## 2020 GAME-BY-GAME STATISTICS (WAS)

Date	Opp	GP/S	Tot	Solo	Sk	Int	PD	FF	FR	Snap	Pct
Sep 13	Phi	W	1/0	2	2	2.0	0	0	1	22	32%
Sep 20	at Ari	L	1/0	0	0	0.0	0	0	0	23	30%
Sep 27	at Cle	L	1/0	3	1	0.0	0	0	0	41	65%
Oct 4	Bal	L	1/1	0	0	0.0	0	0	0	29	51%
Oct 11	LAR	L	1/0	0	0	0.0	0	0	0	21	31%
Oct 18	at NYG	L	1/0	1	1	1.0	0	0	0	7	15%
Oct 25	Dal	W	1/0	2	1	1.0	0	0	0	16	28%
Nov 8	NYG	L	1/0	1	0	0.5	0	0	0	29	38%
Nov 15	at Det	L	1/0	0	0	0.0	0	0	0	23	39%
Nov 22	Cin	W	1/0	3	3	1.0	0	0	0	27	40%
Nov 26	at Dal	W	1/0	0	0	0.0	0	0	0	30	51%
Dec 7	at Pit	W	1/0	1	0	0.0	0	0	0	30	42%
Dec 13	at SF	W	1/0	1	0	0.0	0	1	0	37	46%
Dec 20	Sea	L	1/0	0	0	0.0	0	0	0	24	42%
Dec 27	Car	L	1/0	1	0	0.0	0	0	0	22	33%
Jan 3	at Phi	W	1/0	2	1	0.0	0	0	0	16	24%
<b>Totals</b>		<b>16/1</b>	<b>17</b>	<b>9</b>	<b>5.5</b>	<b>0</b>	<b>1</b>	<b>0</b>	<b>1</b>	<b>397</b>	<b>38%</b>
<b>PLAYOFFS</b>											
Jan 9	TB	L	1/0	0	0	0.0	0	0	0	27	36%
<b>Totals</b>		<b>1/0</b>	<b>0</b>	<b>0</b>	<b>0.0</b>	<b>0</b>	<b>0</b>	<b>0</b>	<b>0</b>	<b>27</b>	<b>36%</b>

## 2017 SEASON - WASHINGTON

- ▶ Finished the season with a team-high 13.0 sacks along with 46 tackles (34 solo), 3 FFs and 1 INT (returned for a TD)
- ▶ Made his 100th career regular-season start at KC (10/2/17) ... According to *Elias Sports*, became the first Washington player since 1970 to open their career with 100 consecutive starts

## 2016 SEASON - WASHINGTON

- ▶ Became the first Washington player to start all 16 games in six consecutive seasons to begin a career since the adoption of the 16-game schedule in 1978 ... Led the NFL with 18 TFLs and compiled 33 tackles (26 solo), 11.0 sacks, 2 FFs and 2 PDs

## 2015 SEASON - WASHINGTON

- ▶ Accrued 42 tackles (33 solo), 9.5 sacks, 3 PDs and 2 FFs ... Made 2 tackles (1 solo) and 1 PD in the Wild Card vs. GB (1/10/16)

## 2014 SEASON - WASHINGTON

- ▶ Started all 16 games and posted a career-high 13.5 sacks ... Tied for the NFL lead in FFs (5), becoming the first member of Washington to finish atop league rankings in that category since **LaVar Arrington** in 2003 (6) ... Added 64 tackles with 18 TFLs
- ▶ Tallied a career-best 4.0 sacks vs. Jax. (9/14/14)

## 2013 SEASON - WASHINGTON

- ▶ Recorded a career-high 66 tackles (47 solo) along with 15 TFLs, 8.5 sacks, 4 FFs and 3 PDs in 16 starts

## 2012 SEASON - WASHINGTON

- ▶ Notched 54 tackles (42 solo), 10 TFLs, 8.5 sacks, 8 PDs, 2 FFs, 1 FR and 1 INT (returned for a TD) in 16 appearances ... Became Washington's first player since the 1970 merger to produce an INT-TD in each of his first two NFL seasons



## 2019 GAME-BY-GAME STATISTICS (WAS)

Date	Opp	GP/S	Tot	Solo	Sk	Int	PD	FF	FR	Snaps	Pct
Sep 8	at Phi	L	1/1	1	0	0.0	0	0	0	58	78%
Sep 15	Dal	L	1/1	2	2	1.0	0	0	0	49	71%
Sep 23	Chi	L	1/1	0	0	0.0	0	0	0	54	86%
Sep 29	at NYG	L	1/1	3	1	0.0	0	0	0	53	69%
Oct 6	NE	L	1/1	1	0	0.5	0	1	0	64	83%
Oct 13	at Mia	W	1/1	1	1	0.0	0	0	0	61	81%
Oct 20	SF	L	1/1	4	2	0.5	0	0	0	57	89%
Oct 24	at Min	L	1/1	2	2	0.0	0	0	0	51	71%
Nov 3	at Buf	L	1/1	2	1	0.0	0	0	0	54	87%
Nov 17	NYJ	L	1/1	4	4	2.0	0	0	1	57	81%
Nov 24	Det	W	1/1	4	2	0.5	0	0	0	54	73%
Dec 1	at Car	W	0/0	INACTIVE							
Dec 8	at GB	L	1/1	1	1	1.0	0	0	0	30	50%
Dec 15	Phi	L	0/0	RESERVE/INJURED							
Dec 22	NYG	L	0/0	RESERVE/INJURED							
Dec 29	at Dal	L	0/0	RESERVE/INJURED							
<b>Totals</b>			<b>12/12</b>	<b>25</b>	<b>16</b>	<b>5.5</b>	<b>0</b>	<b>1</b>	<b>1</b>	<b>642</b>	<b>57%</b>

## 2018 GAME-BY-GAME STATISTICS (WAS)

Date	Opp	GP/S	Tot	Solo	Sk	Int	PD	FF	FR	Snaps	Pct
Sep 9	at Ari	W	1/1	0	0	0.0	0	0	0	36	68%
Sep 16	Ind	L	1/1	1	0	0.0	0	0	0	50	82%
Sep 23	GB	W	1/1	1	1	0.0	0	0	0	57	83%
Oct 8	at NO	L	1/1	3	3	1.0	0	0	0	48	73%
Oct 14	Car	W	1/1	1	1	0.0	0	0	0	48	80%
Oct 21	Dal	W	1/1	5	4	2.0	0	1	1	50	76%
Oct 28	at NYG	W	1/1	4	2	1.5	0	0	0	58	83%
Nov 4	Atl	L	1/1	2	2	1.0	0	0	0	52	76%
Nov 11	at TB	W	1/1	2	1	0.0	0	0	1	44	64%
Nov 18	Hou	L	1/1	3	2	2.0	0	0	0	53	84%
Nov 22	at Dal	L	1/1	4	1	0.5	0	0	0	64	91%
Dec 3	at Phi	L	1/1	2	2	0.0	0	0	0	59	79%
Dec 9	NYG	L	1/1	7	4	1.0	0	0	0	54	84%
Dec 16	at Jax	W	1/1	6	5	2.0	0	0	1	46	88%
Dec 22	at Ten	L	1/1	1	1	1.0	0	0	0	42	75%
Dec 30	Phi	L	1/1	1	1	1.0	0	0	0	58	82%
<b>Totals</b>			<b>16/16</b>	<b>43</b>	<b>30</b>	<b>13.0</b>	<b>0</b>	<b>1</b>	<b>3</b>	<b>819</b>	<b>79%</b>

## 2011 SEASON - WASHINGTON

- Finished his debut season with 64 tackles (42 solo), 9 TFLs, 7.5 sacks, 4 FFs, 4 PDs and 1 INT (returned for a TD) ... Led the team with 42 QB pressures ... His 4 FFs were a team rookie record
- Named **NFL Defensive Rookie of the Month** for September

## COLLEGE HIGHLIGHTS

- Played collegiately at Purdue from 2007-10 ... Finished his career tied for the all-time NCAA FBS record with 14 FFs ... Tied for the 2nd-most sacks (33.5) in Boilermakers history
- Named the first unanimous All-American at Purdue since 1980 (seventh overall in school history) as a senior ... Selected as the Big Ten Defensive Player of the Year ... Finished as the runner up for the Ted Hendricks Award (nation's most outstanding DE) and was a semifinalist for the Chuck Bednarik Award, Lombardi Award and Ronnie Lott IMPACT Trophy ... Among FBS players, led the country in TFLs (26) and ranked 2nd in FFs (5) and 3rd in sacks (12.5) while leading the Big Ten in all three categories
- Earned second-team All-America and first-team All-Big Ten honors following his junior season ... Led the FBS with a school-record-tying 7 FFs, which were the 2nd-most in conference history ... Also ranked 3rd nationally with 13.0 sacks

## BIRDSEED

- Selected as Washington's 2015 Walter Payton Man of the Year nominee for his work in the D.C. metro area community
- Prepped at Muncie Central (IN) High School, where he lined up at DE and TE on the gridiron ... Earned Defensive Lineman of the Year honors in Mr. Football voting and garnered All-State, All-Division 4A and All-North Central League accolades as a senior ... Recorded 90 tackles and led the state with 19.0 sacks ... Also caught 40 passes for 789 yards (19.7 avg.) and 6 TDs
- Born Patrick Ryan Kerrigan ... Father, Brendan, played football at Ball State ... Brother, Kyle, was a member of the DePauw swim team ... Sisters, Kristina and Kaitlin, played volleyball at the University of Indianapolis and Grace College, respectively ... Married his wife, Jessica, during the 2018 offseason

## MULTI-SACK GAMES (19)

Date	Opponent	Sacks
9/14/14	vs. Jacksonville Jaguars (W, 41-10)	4.0
10/16/16	vs. Philadelphia Eagles (W, 27-20)	2.5
9/13/20	vs. Philadelphia Eagles (W, 27-17)	2.0
11/17/19	vs. New York Jets (L, 17-34)	2.0
12/16/18	at Jacksonville Jaguars (W, 16-13)	2.0
11/18/18	vs. Houston Texans (L, 21-23)	2.0
10/21/18	vs. Dallas Cowboys (W, 20-17)	2.0
12/31/17	at New York Giants (L, 10-18)	2.0
12/24/17	vs. Denver Broncos (W, 27-11)	2.0
11/23/17	vs. New York Giants (W, 20-10)	2.0
10/29/17	vs. Dallas Cowboys (L, 19-33)	2.0
11/29/15	vs. New York Giants (W, 20-14)	2.0
10/11/15	at Atlanta Falcons (L, 19-25)	2.0
12/7/14	vs. St. Louis Rams (L, 0-24)	2.0
9/29/13	at Oakland Raiders (W, 24-14)	2.0
9/15/13	at Green Bay Packers (L, 20-38)	2.0
12/23/12	at Philadelphia Eagles (W, 27-20)	2.0
11/13/11	at Miami Dolphins (L, 9-20)	2.0
10/28/18	at New York Giants (W, 20-13)	1.5



## TRANSACTIONS

- 5/17/21** - Agreed to terms with PHI ... **12/13/19** - Placed on Reserve/Injured ... **7/29/15** - Signed by WAS to multi-year contract extension ... **2011** - Drafted by WAS in 1st round (16th overall)



## 2017 GAME-BY-GAME STATISTICS (WAS)

Date	Opp		GP/S	Tot	Solo	Sk	Int	PD	FF	FR	Snap	Pct
Sep 10	Phi	L	1/1	3	2	0.5	1	1	0	0	58	84%
Sep 17	at LAR	W	1/1	1	1	1.0	0	0	1	0	37	74%
Sep 24	Oak	W	1/1	4	4	1.0	0	0	0	0	42	82%
Oct 2	at KC	L	1/1	1	0	0.0	0	0	0	0	57	75%
Oct 15	SF	W	1/1	2	1	1.0	0	0	0	0	56	78%
Oct 23	at Phi	L	1/1	6	2	0.5	0	0	1	0	53	82%
Oct 29	Dal	L	1/1	2	2	2.0	0	0	0	0	54	79%
Nov 5	at Sea	W	1/1	3	2	0.0	0	0	0	0	56	67%
Nov 12	Min	L	1/1	1	1	0.0	0	0	0	0	46	75%
Nov 19	at NO	L	1/1	4	4	1.0	0	0	0	0	55	77%
Nov 23	NYG	W	1/1	5	3	2.0	0	0	0	0	46	81%
Nov 30	at Dal	L	1/1	4	3	0.0	0	0	0	0	56	84%
Dec 10	at LAC	L	1/1	2	2	0.0	0	0	0	0	42	58%
Dec 17	Ari	W	1/1	2	2	0.0	0	0	0	0	63	77%
Dec 24	Den	W	1/1	4	3	2.0	0	0	0	0	39	53%
Dec 31	at NYG	L	1/1	2	2	2.0	0	0	1	0	60	77%
<b>Totals</b>			<b>16/16</b>	<b>46</b>	<b>34</b>	<b>13.0</b>	<b>1</b>	<b>1</b>	<b>3</b>	<b>0</b>	<b>820</b>	<b>75%</b>

## 2016 GAME-BY-GAME STATISTICS (WAS)

Date	Opp		GP/S	Tot	Solo	Sk	Int	PD	FF	FR	Snap	Pct
Sep 12	Pit	L	1/1	2	2	1.0	0	0	1	0	60	88%
Sep 18	Dal	L	1/1	3	3	0.5	0	0	0	0	57	84%
Sep 25	at NYG	W	1/1	4	4	0.0	0	0	0	0	55	82%
Oct 2	Cle	W	1/1	0	0	0.0	0	0	0	0	8	11%
Oct 9	at Bal	W	1/1	1	1	1.0	0	0	0	0	55	77%
Oct 16	Phi	W	1/1	4	3	2.5	0	0	0	0	42	81%
Oct 23	at Det	L	1/1	1	1	1.0	0	0	0	0	40	75%
Oct 30	at Cin	T	1/1	3	3	1.0	0	1	0	0	69	78%
Nov 13	Min	W	1/1	3	1	0.0	0	0	0	0	52	78%
Nov 20	GB	W	1/1	1	1	1.0	0	0	0	0	51	75%
Nov 24	at Dal	L	1/1	5	2	1.0	0	0	0	0	44	79%
Dec 4	at Ari	L	1/1	2	2	1.0	0	1	0	0	63	83%
Dec 11	at Phi	W	1/1	2	2	1.0	0	0	1	0	62	79%
Dec 19	Car	L	1/1	2	1	0.0	0	0	0	0	52	71%
Dec 24	at Chi	W	1/1	0	0	0.0	0	0	0	0	38	55%
Jan 1	NYG	L	1/1	0	0	0.0	0	0	0	0	38	53%
<b>Totals</b>			<b>16/16</b>	<b>33</b>	<b>26</b>	<b>11.0</b>	<b>0</b>	<b>2</b>	<b>2</b>	<b>0</b>	<b>786</b>	<b>72%</b>

## 2015 GAME-BY-GAME STATISTICS (WAS)

Date	Opp		GP/S	Tot	Solo	Sk	Int	PD	FF	FR	Snap	Pct
Sep 13	Mia	L	1/1	2	1	0.5	0	1	0	0	56	100%
Sep 20	StL	W	1/1	4	2	0.0	0	0	1	0	52	100%
Sep 24	at NYG	L	1/1	1	1	0.0	0	0	0	0	63	94%
Oct 4	Phi	W	1/1	4	4	1.0	0	0	0	0	48	86%
Oct 11	at Atl	L	1/1	3	3	2.0	0	0	0	0	69	86%
Oct 18	at NYJ	L	1/1	1	0	0.0	0	0	0	0	67	100%
Oct 25	TB	W	1/1	1	1	0.0	0	0	0	0	18	29%
Nov 8	at NE	L	1/1	2	1	0.0	0	0	0	0	73	91%
Nov 15	NO	W	1/1	2	1	0.0	0	0	0	0	44	77%
Nov 22	at Car	L	1/1	3	2	1.0	0	0	0	0	65	84%
Nov 29	NYG	W	1/1	3	3	2.0	0	1	0	0	65	94%
Dec 7	Dal	L	1/1	2	2	0.0	0	1	0	0	58	100%
Dec 13	at Chi	W	1/1	5	4	1.0	0	0	0	0	56	95%
Dec 20	Buf	W	1/1	3	3	1.0	0	0	1	0	61	90%
Dec 26	at Phi	W	1/1	4	4	0.0	0	0	0	0	75	93%
Jan 3	at Dal	W	1/1	2	1	1.0	0	0	0	0	19	28%
<b>Totals</b>			<b>16/16</b>	<b>42</b>	<b>33</b>	<b>9.5</b>	<b>0</b>	<b>3</b>	<b>2</b>	<b>0</b>	<b>889</b>	<b>84%</b>
<b>PLAYOFFS</b>												
Jan 10	GB	L	1/1	2	1	0.0	0	1	0	0	75	100%
<b>Totals</b>			<b>1/1</b>	<b>2</b>	<b>1</b>	<b>0.0</b>	<b>0</b>	<b>1</b>	<b>0</b>	<b>0</b>	<b>75</b>	<b>100%</b>

## 2014 GAME-BY-GAME STATISTICS (WAS)

Date	Opp		GP/S	Tot	Solo	Sk	Int	PD	FF	FR	Snap	Pct
Sep 7	at Hou	L	1/1	3	2	0.0	0	0	1	0	55	92%
Sep 14	Jax	W	1/1	4	4	4.0	0	1	0	0	46	92%
Sep 21	at Phi	L	1/1	1	1	0.0	0	0	0	0	72	99%
Sep 25	NYG	L	1/1	3	3	1.0	0	0	0	0	73	90%
Oct 6	Sea	L	1/1	5	2	1.0	0	0	0	0	65	96%
Oct 12	at Ari	L	1/1	9	7	0.5	0	0	1	0	61	87%
Oct 19	Ten	W	1/1	4	2	0.0	0	0	0	0	51	91%
Oct 27	at Dal	W	1/1	6	5	1.0	0	0	0	0	61	94%
Nov 2	at Min	L	1/1	3	3	0.0	0	0	0	0	69	95%
Nov 16	TB	L	1/1	3	2	0.0	0	0	0	0	47	94%
Nov 23	at SF	L	1/1	3	2	1.0	0	0	0	0	57	93%
Nov 30	at Ind	L	1/1	5	5	1.0	0	0	1	0	48	94%
Dec 7	StL	L	1/1	5	4	2.0	0	0	1	0	60	97%
Dec 14	at NYG	L	1/1	2	2	1.0	0	0	0	0	61	100%
Dec 20	Phi	W	1/1	6	6	1.0	0	0	1	1	90	100%
Dec 28	Dal	L	1/1	2	1	0.0	0	0	0	0	62	97%
<b>Totals</b>			<b>16/16</b>	<b>64</b>	<b>51</b>	<b>13.5</b>	<b>0</b>	<b>1</b>	<b>5</b>	<b>1</b>	<b>978</b>	<b>95%</b>

## 2013 GAME-BY-GAME STATISTICS (WAS)

Date	Opp		GP/S	Tot	Solo	Sk	Int	PD	FF	FR	Snap	Pct
Sep 9	Phi	L	1/1	8	7	1.0	0	0	1	0	78	98%
Sep 15	at GB	L	1/1	5	5	2.0	0	0	0	0	72	100%
Sep 22	Det	L	1/1	7	3	0.0	0	1	0	0	67	100%
Sep 29	at Oak	W	1/1	4	3	2.0	0	0	1	0	63	95%
Oct 13	at Dal	L	1/1	2	2	0.0	0	0	0	0	53	98%
Oct 20	Chi	W	1/1	2	1	0.5	0	0	0	0	53	96%
Oct 27	at Den	L	1/1	2	2	1.0	0	0	1	0	69	85%
Nov 3	SD	W	1/1	3	2	0.0	0	0	0	0	61	95%
Nov 7	at Min	L	1/1	4	3	0.0	0	1	0	0	52	100%
Nov 17	at Phi	L	1/1	2	2	0.0	0	1	0	0	58	88%
Nov 25	SF	L	1/1	3	2	0.0	0	0	0	0	47	80%
Dec 1	NYG	L	1/1	4	4	0.0	0	0	0	0	54	100%
Dec 8	KC	L	1/1	8	7	0.0	0	0	0	0	63	100%
Dec 15	at Atl	L	1/1	4	1	1.0	0	0	1	0	64	94%
Dec 22	Dal	L	1/1	5	2	1.0	0	0	0	0	51	96%
Dec 29	at NYG	L	1/1	3	1	0.0	0	0	0	0	69	100%
<b>Totals</b>			<b>16/16</b>	<b>66</b>	<b>47</b>	<b>8.5</b>	<b>0</b>	<b>3</b>	<b>4</b>	<b>0</b>	<b>974</b>	<b>95%</b>

## 2012 GAME-BY-GAME STATISTICS (WAS)

Date	Opp		GP/S	Tot	Solo	Sk	Int	PD	FF	FR	Snap	Pct
Sep 9	at NO	W	1/1	2	2	1.0	0	0	0	0	72	100%
Sep 16	at StL	L	1/1	3	3	1.0	0	0	0	0	68	100%
Sep 23	Cin	L	1/1	4	1	0.5	0	2	0	0	60	100%
Sep 30	at TB	W	1/1	3	3	1.0	0	1	0	0	60	100%
Oct 7	Atl	L	1/1	5	3	0.0	1	1	0	0	83	100%
Oct 14	Min	W	1/1	2	1	0.0	0	0	0	0	84	100%
Oct 21	at NYG	L	1/1	1	1	0.0	0	0	0	0	63	100%
Oct 28	at Pit	L	1/1	4	4	1.0	0	1	0	0	61	100%
Nov 4	Car	L	1/1	1	0	0.0	0	0	0	0	54	100%
Nov 18	Phi	W	1/1	3	3	1.0	0	0	1	1	66	88%
Nov 22	at Dal	W	1/1	4	4	1.0	0	1	0	0	77	100%
Dec 3	NYG	W	1/1	4	2	0.0	0	0	0	0	66	100%
Dec 9	Bal	W	1/1	4	4	0.0	0	0	0	0	60	100%
Dec 16	at Cle	W	1/1	3	3	0.0	0	2	0	0	53	100%
Dec 23	at Phi	W	1/1	5	5	2.0	0	0	1	0	76	100%
Dec 30	Dal	W	1/1	6	3	0.0	0	0	0	0	62	100%
<b>Totals</b>			<b>16/16</b>	<b>54</b>	<b>42</b>	<b>8.5</b>	<b>1</b>	<b>8</b>	<b>2</b>	<b>1</b>	<b>1,065</b>	<b>99%</b>

## PLAYOFFS

Jan 6	Sea	L	1/1	4	2	0.0	0	0	0	0	71	100%
<b>Totals</b>			<b>1/1</b>	<b>4</b>	<b>2</b>	<b>0.0</b>	<b>0</b>	<b>0</b>	<b>0</b>	<b>0</b>	<b>71</b>	<b>100%</b>

## 2011 GAME-BY-GAME STATISTICS (WAS)

Date	Opp		GP/S	Tot	Solo	Sk	Int	PD	FF	FR	Snap	Pct
Sep 11	NYG	W	1/1	5	1	0.0	1	1	0	0	N/A	N/A
Sep 18	Ari	W	1/1	3	3	1.0	0	2	0	0	N/A	N/A
Sep 26	at Dal	L	1/1	4	4	0.5	0	0	1	0	N/A	N/A
Oct 2	at StL	W	1/1	6	5	1.0	0	0	1	0	N/A	N/A
Oct 16	Phi	L	1/1	5	2	0.0	0	0	0	0	N/A	N/A
Oct 23	at Car	L	1/1	2	1	0.0	0	0	0	0	N/A	N/A
Oct 30	at Buf	L	1/1	5	5	0.0	0	0	0	0	N/A	N/A
Nov 6	SF	L	1/1	6	3	1.0	0	0	0	0	N/A	N/A
Nov 13	at Mia	L	1/1	6	5	2.0	0	0	2	0	N/A	N/A
Nov 20	Dal	L	1/1	3	1	1.0	0	0	0	0	N/A	N/A
Nov 27	at Sea	W	1/1	5	2	0.5	0	0	0	0	N/A	N/A
Dec 4	NYJ	L	1/1	6	3	0.0	0	1	0	0	N/A	N/A
Dec 11	NE	L	1/1	1	1	0.0	0	0	0	0	N/A	N/A
Dec 18	at NYG	W	1/1	3	2	1.0	0	0	0	0	N/A	N/A
Dec 24	Min	L	1/1	2	2	0.0	0	0	0	0	N/A	N/A
Jan 1	at Phi	L	1/1	2	2	0.0	0	0	0	0	N/A	N/A
<b>Totals</b>			<b>16/16</b>	<b>64</b>	<b>42</b>	<b>7.5</b>	<b>1</b>	<b>4</b>	<b>4</b>	<b>0</b>	<b>N/A</b>	<b>N/A</b>





# MATT LEO

## DEFENSIVE END | 66



**Height:** 6-7 **Weight:** 280 **DOB:** May 8, 1992 (Age 29)  
**NFL Experience:** 1st Year (1st with Eagles) **Draft:** FA-20 (NFL International Player Pathway)  
**College:** Iowa State **Hometown (HS):** Adelaide, Australia (St. Michael's College)

### PRACTICE SQUAD

### CAREER STATISTICS

Year	Team	GP/S	TACKLES					PASS DEFENSE					FUMBLES			DEF SNAPS	
			Total	Solo	Asst	TFL	Sacks	Int	Yds	Lg	TD	PD	FF	FR	Yds	No	Pct
2021	Philadelphia	0/0	0	0	0	0	0.0	0	0	--	0	0	0	0	0	0	0%
<b>Totals</b>		<b>0/0</b>	<b>0</b>	<b>0</b>	<b>0</b>	<b>0</b>	<b>0.0</b>	<b>0</b>	<b>0</b>	<b>--</b>	<b>0</b>	<b>0</b>	<b>0</b>	<b>0</b>	<b>0</b>	<b>---</b>	<b>---</b>

### CAREER HIGHS

Tackles	--	---
Sacks	--	---
INTs	--	---
PDs	--	---
FFs	--	---
FRs	--	---

**First job:** Plumber ... **Hobbies:** Traveling ... **Bucket list:** Play in a Super Bowl ... **Player he models his game after:** Robert Boucher Jr., from Adam Sandler's *The Waterboy* ... **Favorite sports moment:** Earning a Division I scholarship to play his dream sport ... **Favorite quote:** "Nothing worth having comes easy." ... **Favorite movie:** *Step Brothers* ... **Favorite TV show:** *The Office*

### 2021 GAME-BY-GAME STATISTICS (PHI)

Date	Opp	GP/S	Tot	Solo	Sk	Int	PD	FF	FR	Snap	Pct
Sep 12	at Atl	W	---	---	---	---	---	---	---	---	---
Sep 19	SF	L	---	---	---	---	---	---	---	---	---
Sep 27	at Dal	L	---	---	---	---	---	---	---	---	---
Oct 3	KC	L	---	---	---	---	---	---	---	---	---
Oct 10	at Car	W	---	---	---	---	---	---	---	---	---
Oct 14	TB	L	---	---	---	---	---	---	---	---	---
Oct 24	at LV	L	---	---	---	---	---	---	---	---	---
Oct 31	at Det	W	---	---	---	---	---	---	---	---	---
Nov 7	LAC	L	---	---	---	---	---	---	---	---	---
Nov 14	at Den	W	---	---	---	---	---	---	---	---	---
Nov 21	NO										
Nov 28	at NYG										
Dec 5	at NYJ										
TBD	Was										
Dec 26	NYG										
Jan 2	at Was										
Jan 9	Dal										
<b>Totals</b>		<b>0/0</b>	<b>0</b>	<b>0</b>	<b>0.0</b>	<b>0</b>	<b>0</b>	<b>0</b>	<b>0</b>	<b>0</b>	<b>0%</b>

### 2021 SEASON - EAGLES



### COLLEGE HIGHLIGHTS

- Saw action in 29 career games at Iowa State, totaling 33 tackles, 11.5 TFLs and 3.0 sacks ... Originally began his football career at Arizona Western Community College

### BIRDSEED

- Earned his degree in liberal studies at Iowa State
- Played rugby for a club team and Australian Rules Football in high school ... When he graduated high school, his father pushed him to get a job in the trades, so he decided to become a plumber ... Woke up every morning at 3:30 a.m. to train before going to work as an apprentice on large construction sites where jobs lasted between six months and a year
- In February 2013, while at lunch, Leo was watching Super Bowl XLVII between the Baltimore Ravens and San Francisco 49ers and dreamed of becoming part of the football culture ... Two years later, he left his job as a plumber to pursue football
- Attended St. Michael's College in Adelaide, Australia
- Is the son of Michael and Margaret Leo

### TRANSACTIONS

- 9/1/21** - Signed by PHI to practice squad ... **8/31/21** - Waived by PHI ... **8/9/21** - Activated from Reserve/COVID-19 ... **7/28/21** - Placed on Reserve/COVID-19 ... **9/6/20** - Signed by PHI to practice squad ... **9/4/20** - Waived by PHI ... **2020** - Signed by PHI (acquired via NFL International Player Pathway program)







# RICK LOVATO

LONG SNAPPER | 45



**Height:** 6-2 **Weight:** 249 **DOB:** Sept. 9, 1992 (Age 29)

**NFL Experience:** 5th Year (5th with Eagles) **Draft:** UDFA-15 by CHI **Acquired:** FA-16

**College:** Old Dominion **Hometown (HS):** Middletown, NJ (Middletown South)

**Pro Bowl:** 2020 **Super Bowl Champion:** 2017 (LII)

## CAREER STATISTICS

Year	Team	GP	ST	ST SNAPS	
			Tackles	No	Pct
2015	Green Bay	2	0	14	3%
2016	Washington	2	0	15	3%
	Philadelphia	3	0	25	6%
	<i>Totals</i>	5	0	---	---
2017	Philadelphia	16	4	149	33%
2018	Philadelphia	16	3	130	30%
2019	Philadelphia	16	5	135	30%
2020	Philadelphia	16	8	122	29%
2021	Philadelphia	10	1	80	31%
<b>Totals</b>		<b>81</b>	<b>21</b>	<b>---</b>	<b>---</b>

PLAYOFFS					
2015	Green Bay	2	0	17	31%
2017	Philadelphia	3	0	23	32%
2018	Philadelphia	2	0	14	28%
2019	Philadelphia	1	0	6	27%
<b>Totals</b>		<b>8</b>	<b>0</b>	<b>---</b>	<b>---</b>

## CAREER HIGHLIGHTS

- ▶ Logged a career-high 8 special teams tackles in 2020
- ▶ Named to his first career **Pro Bowl** after helping **Jake Elliott** become the first K in Eagles history to start with 16 straight FGs in 2019 ... Elliott's streak of 20 consecutive FGs (12/23/18-12/1/19) marked the 2nd-longest ever by an Eagle, trailing only **Alex Henery** in 2012 (22) ... Became the first Eagles LS voted to the Pro Bowl since **Jon Dorenbos** following the 2014 campaign
- ▶ In 2018, snapped for first-year P **Cameron Johnston**, who established team records in gross (48.1) and net average (42.7)
- ▶ Served as the Eagles' LS during their **Super Bowl LII**-winning season in 2017 ... Helped Elliott kick the most 50+ yard FGs (5) in team history, including the longest ever by an Eagle (61 yards)

## COLLEGE HIGHLIGHTS

- ▶ Long snapped for Old Dominion in all 50 games during his four-year collegiate career ... Named FCS All-America in 2012

## BIRDSEED

- ▶ Began long-snapping during his freshman year at Middletown South (NJ) High School, where he also played C and DL ... Named third-team All-Monmouth County and was an all-conference selection following his senior season

## TRANSACTIONS

- ▶ **10/26/21** - Signed by PHI ... **10/25/21** - Released by PHI ... **11/19/19** - Signed by PHI to 4-year extension ... **12/12/16** - Signed by PHI ... **11/29/16** - Waived by WAS ... **11/19/16** - Signed by WAS ... **9/3/16** - Waived by GB ... **12/22/15** - Signed by GB ... **8/31/15** - Waived by CHI ... **2015** - Signed by CHI as UDFA

**First job:** Worked at his dad's sub shop ... **Hobbies:** Playing guitar and skateboarding ... **Surprisingly good at:** "Flexibility. I'm probably the most flexible person on the team." ... **Favorite athlete growing up:** Derek Jeter ... **Favorite movie:** *Fast and Furious* ... **Favorite TV show:** *The Office*





# AVONTE MADDOX

CORNERBACK | 29



**Height:** 5-9 **Weight:** 184 **DOB:** March 31, 1996 (Age 25)  
**NFL Experience:** 4th Year (4th with Eagles) **Draft:** D4a-18 (125th overall) by PHI  
**College:** Pittsburgh **Hometown (HS):** Detroit, MI (Martin Luther King)

## CAREER STATISTICS

Year	Team	GP/S	TACKLES					PASS DEFENSE					FUMBLES			DEF SNAPS	
			Total	Solo	Asst	TFL	Sacks	Int	Yds	Lg	TD	PD	FF	FR	Yds	No	Pct
2018	Philadelphia	13/9	50	43	7	2	0.5	2	23	23	0	7	1	0	0	540	52%
2019	Philadelphia	12/6	64	53	11	2	1.0	0	0	8	0	13	1	0	0	525	51%
2020	Philadelphia	10/8	50	41	9	1	0.0	0	0	--	0	6	0	0	0	508	46%
2021	Philadelphia	10/2	47	30	17	4	0.5	1	-1	-1	0	4	2	0	0	432	63%
<b>Totals</b>		<b>45/25</b>	<b>211</b>	<b>167</b>	<b>44</b>	<b>9</b>	<b>2.0</b>	<b>3</b>	<b>22</b>	<b>23</b>	<b>0</b>	<b>30</b>	<b>4</b>	<b>0</b>	<b>0</b>	<b>---</b>	<b>---</b>

## PLAYOFFS

2018	Philadelphia	2/2	17	13	4	0	0.0	0	0	--	0	4	0	0	0	135	96%
2019	Philadelphia	1/1	4	3	1	1	0.0	0	0	--	0	0	0	0	0	60	94%
<b>Totals</b>		<b>3/3</b>	<b>21</b>	<b>16</b>	<b>5</b>	<b>1</b>	<b>0.0</b>	<b>0</b>	<b>0</b>	<b>--</b>	<b>0</b>	<b>4</b>	<b>0</b>	<b>0</b>	<b>0</b>	<b>---</b>	<b>---</b>

## ADDITIONAL STATISTICS

**Special Teams Tackles:** 6 - 2021 (1), 2018 (5)

## CAREER HIGHS

<b>Tackles</b>	13	9/26/19 at GB
<b>Sacks</b>	1.0	12/15/19 at Was.
<b>INTs</b>	1	3x, last: 10/24/21 at LV
<b>PDs</b>	3	2x, last: 12/22/19 vs. Dal.
<b>FFs</b>	1	4x, last: 10/31/21 at Det.
<b>FRs</b>	--	---

**Hobbies:** Bowling and playing video games ... **Surprisingly good at:** Playing the piano ... **Favorite movie:** *All About the Benjamins* ... **Favorite TV show:** *The Flash* ... **Favorite music:** R&B, hip-hop ... **Favorite meal:** Crab legs and shrimp ... **If he could play another sport, what position/team:** Shortstop, Detroit Tigers



## 2021 SEASON - EAGLES

- ▶ Forced a fumble on Lions RB **D'Andre Swift**, which was recovered and returned for a 33-yard TD by **Darius Slay** in the win at Det. (10/31/21)
- ▶ Intercepted a red zone pass by Raiders QB **Derek Carr** in the first quarter at LV (10/24/21) ... Became the first Eagle to record a red zone INT since **Marcus Epps** on 12/20/20 at Arizona and the first Eagles CB to do so since **Rasul Douglas** on 9/6/18 vs. Atlanta
- ▶ Forced a fumble against 49ers TE **George Kittle** during the third quarter vs. SF (9/19/21)

## 2020 SEASON - EAGLES

- ▶ Logged 50 tackles with 1 TFL and ranked 3rd on the team with 6 PDs, trailing only **Darius Slay** (10) and **Rodney McLeod** (9)

## 2019 SEASON - EAGLES

- ▶ Tied with **Rasul Douglas** for the team lead in PDs (13) and totaled the 4th-most tackles (64) on Philadelphia's defense, behind **Malcolm Jenkins** (118), **Rodney McLeod** (108) and **Nathan Gerry** (67) ... Added 2 TFLs, 1.0 sack and 1 FF
- ▶ Recorded a strip-sack of QB **Dwayne Haskins** to seal the victory on the final play of the 37-27 victory at Was. (12/15/19) ... Recovered by **Nigel Bradham** and returned 48 yards for a TD

## 2018 SEASON - EAGLES

- ▶ As a rookie, ranked 2nd on the Eagles' defense with a career-high 2 INTs - trailing only **Rasul Douglas** (3) - and 5th in PDs (7) ... Also combined for 50 tackles (43 solo), 2 TFLs, 1 FF and 0.5 sacks
- ▶ Forced a fumble of Jaguars WR **Keelan Cole** (recovered by **Malcolm Jenkins**) in the 24-18 win at Jax. (London) (10/28/18) ... The turnover set up a go-ahead TD drive that gave the Eagles a lead that they did not surrender the rest of the game ... Became the first Eagles rookie DB to force a fumble since **Brandon Boykin** on 12/23/12 vs. Washington (QB **Robert Griffin III**)

## 2021 GAME-BY-GAME STATISTICS (PHI)

Date	Opp	GP/S	Tot	Solo	Sk	Int	PD	FF	FR	Snap	Pct
Sep 12	at Atl	W	1/0	8	5	0.0	0	1	0	0	45 62%
Sep 19	SF	L	1/0	1	0	0.0	0	0	1	0	21 30%
Sep 27	at Dal	L	1/0	4	1	0.5	0	1	0	0	48 62%
Oct 3	KC	L	1/1	7	5	0.0	0	0	0	0	58 87%
Oct 10	at Car	W	1/1	2	1	0.0	0	1	0	0	55 77%
Oct 14	TB	L	1/0	8	5	0.0	0	0	0	0	51 68%
Oct 24	at LV	L	1/0	3	2	0.0	1	1	0	0	47 71%
Oct 31	at Det	W	1/0	4	3	0.0	0	0	1	0	37 60%
Nov 7	LAC	L	1/0	3	3	0.0	0	0	0	0	22 32%
Nov 14	at Den	W	1/0	7	5	0.0	0	0	0	0	48 83%
Nov 21	NO										
Nov 28	at NYG										
Dec 5	at NYJ										
TBD	Was										
Dec 26	NYG										
Jan 2	at Was										
Jan 9	Dal										
<b>Totals</b>		<b>10/2</b>	<b>47</b>	<b>30</b>	<b>0.5</b>	<b>1</b>	<b>4</b>	<b>2</b>	<b>0</b>	<b>432</b>	<b>63%</b>

## 2019 GAME-BY-GAME STATISTICS (PHI)

Date	Opp	GP/S	Tot	Solo	Sk	Int	PD	FF	FR	Snap	Pct
Sep 8	Was	W	1/1	8	6	0.0	0	1	0	0	58 91%
Sep 15	at Atl	L	1/1	5	3	0.0	0	1	0	0	43 65%
Sep 22	Det	L	1/1	1	1	0.0	0	0	0	0	27 42%
Sep 26	at GB	W	1/0	13	12	0.0	0	2	0	0	71 88%
Oct 6	NYJ	W	0/0	INACTIVE							
Oct 13	at Min	L	0/0	INACTIVE							
Oct 20	at Dal	L	0/0	INACTIVE							
Oct 27	at Buf	W	0/0	INACTIVE							
Nov 3	Chi	W	1/0	2	2	0.0	0	1	0	0	26 58%
Nov 17	NE	L	1/1	7	6	0.0	0	2	0	0	63 85%
Nov 24	Sea	L	1/0	6	3	0.0	0	0	0	0	45 69%
Dec 1	at Mia	L	1/0	4	4	0.0	0	0	0	0	41 57%
Dec 9	NYG	W	1/0	3	3	0.0	0	0	0	0	44 85%
Dec 15	at Was	W	1/1	3	3	1.0	0	2	1	0	37 70%
Dec 22	Dal	W	1/0	8	7	0.0	0	3	0	0	51 82%
Dec 29	at NYG	W	1/1	4	3	0.0	0	1	0	0	19 26%
<b>Totals</b>		<b>12/6</b>	<b>64</b>	<b>53</b>	<b>1.0</b>	<b>0</b>	<b>13</b>	<b>1</b>	<b>0</b>	<b>525</b>	<b>51%</b>
<b>PLAYOFFS</b>											
Jan 5	Sea	L	1/1	4	3	0.0	0	0	0	0	60 94%
<b>Totals</b>		<b>1/1</b>	<b>4</b>	<b>3</b>	<b>0.0</b>	<b>0</b>	<b>0</b>	<b>0</b>	<b>0</b>	<b>60</b>	<b>94%</b>

## 2020 GAME-BY-GAME STATISTICS (PHI)

Date	Opp	GP/S	Tot	Solo	Sk	Int	PD	FF	FR	Snap	Pct
Sep 13	at Was	L	1/1	9	5	0.0	0	1	0	0	61 87%
Sep 20	LAR	L	1/1	8	7	0.0	0	0	0	0	69 100%
Sep 27	Cin	T	1/1	6	6	0.0	0	1	0	0	39 54%
Oct 4	at SF	W	0/0	INACTIVE							
Oct 11	at Pit	L	0/0	INACTIVE							
Oct 18	Bal	L	0/0	INACTIVE							
Oct 22	NYG	W	1/0	2	2	0.0	0	0	0	0	3 5%
Nov 1	Dal	W	1/1	6	6	0.0	0	2	0	0	79 100%
Nov 15	at NYG	L	1/1	6	5	0.0	0	0	0	0	64 90%
Nov 22	at Cle	L	1/0	4	4	0.0	0	0	0	0	44 66%
Nov 30	Sea	L	1/1	1	0	0.0	0	0	0	0	67 100%
Dec 6	at GB	L	1/1	7	6	0.0	0	2	0	0	61 100%
Dec 13	NO	W	1/1	1	0	0.0	0	0	0	0	21 33%
Dec 20	at Ari	L	0/0	RESERVE/INJURED							
Dec 27	at Dal	L	0/0	RESERVE/INJURED							
Jan 3	Was	L	0/0	RESERVE/INJURED							
<b>Totals</b>		<b>10/8</b>	<b>50</b>	<b>41</b>	<b>0.0</b>	<b>0</b>	<b>6</b>	<b>0</b>	<b>0</b>	<b>508</b>	<b>46%</b>



## COLLEGE HIGHLIGHTS

- ▶ One of the top DBs in the ACC during his time at Pitt ... Had 183 tackles (136 solo), 42 PDs, 8 INTs (including 2 TDs), 7.0 sacks, 3 FFs and 1 FR in 46 career games ... From 2015-17, his 8 INTs led the Panthers and tied for 5th overall in the conference
- ▶ As a senior in 2017, posted a team-high 11 PDs and 2 INTs ... Also ranked 2nd in the ACC with a team-leading 3 FFs and led all ACC DBs with a career-high 4.0 sacks ... Earned All-ACC honors and was named the ECAC Defensive Player of the Year

## BIRDSEED

- ▶ Majored in communications at Pitt
- ▶ One of the top athletes in the state of Michigan, played only two years of football at Martin Luther King High School as a slot WR, DB and KR ... Also competed in baseball and basketball
- ▶ Is the son of Michael and Melanie Jackson and has two brothers and one sister

## TRANSACTIONS

- ▶ **12/18/20** - Placed on Reserve/Injured ... **2018** - Drafted by PHI in 4th round (125th overall)



## 2018 GAME-BY-GAME STATISTICS (PHI)

Date	Opp		GP/S	Tot	Solo	Sk	Int	PD	FF	FR	Snap	Pct
Sep 6	Atl	W	1/0	0	0	0.0	0	0	0	0	0	0%
Sep 16	at TB	L	1/0	0	0	0.0	0	0	0	0	0	0%
Sep 23	Ind	W	1/0	0	0	0.0	0	0	0	0	0	0%
Sep 30	at Ten	L	1/0	3	2	0.0	1	1	0	0	20	28%
Oct 7	Min	L	1/1	7	6	0.0	0	0	0	0	62	100%
Oct 11	at NYG	W	1/1	6	6	0.0	0	0	0	0	65	100%
Oct 21	Car	L	1/1	5	5	0.0	0	0	0	0	58	98%
Oct 28	at Jax	W	1/1	6	4	0.0	0	0	1	0	64	100%
Nov 11	Dal	L	1/1	7	4	0.0	0	0	0	0	68	99%
Nov 18	at NO	L	1/1	2	2	0.0	0	1	0	0	17	24%
Nov 25	NYG	W	0/0	INACTIVE								
Dec 3	Was	W	0/0	INACTIVE								
Dec 9	at Dal	L	0/0	INACTIVE								
Dec 16	at LAR	W	1/1	6	6	0.0	1	2	0	0	76	100%
Dec 23	Hou	W	1/1	5	5	0.5	0	2	0	0	65	100%
Dec 30	at Was	W	1/1	3	3	0.0	0	1	0	0	45	100%
<b>Totals</b>			<b>13/9</b>	<b>50</b>	<b>43</b>	<b>0.5</b>	<b>2</b>	<b>7</b>	<b>1</b>	<b>0</b>	<b>540</b>	<b>52%</b>
<b>PLAYOFFS</b>												
Jan 6	at Chi	W	1/1	7	6	0.0	0	3	0	0	64	100%
Jan 13	at NO	L	1/1	10	7	0.0	0	1	0	0	71	92%
<b>Totals</b>			<b>2/2</b>	<b>17</b>	<b>13</b>	<b>0.0</b>	<b>0</b>	<b>4</b>	<b>0</b>	<b>0</b>	<b>135</b>	<b>96%</b>





# JORDAN MAILATA

**TACKLE | 68**

*(pronounced my-LOT-uh)*



**Height:** 6-8 **Weight:** 365 **DOB:** March 31, 1997 (Age 24)

**NFL Experience:** 4th Year (4th with Eagles) **Draft:** D7-18 (233rd overall) by PHI

**Hometown (HS):** Sydney, Australia (Condell Park)

## CAREER STATISTICS

			STARTS		OFF SNAPS	
Year	Team	GP/S	LT	RT	No	Pct
2018	Philadelphia	0/0	0	0	0	0%
2019	Philadelphia	0/0	0	0	0	0%
2020	Philadelphia	15/10	9	1	731	65%
2021	Philadelphia	8/8	6	2	503	79%
<b>Totals</b>		<b>23/18</b>	<b>15</b>	<b>3</b>	---	---
PLAYOFFS						
2018	Philadelphia	0/0	RESERVE/INJURED (12/14/18)			
2019	Philadelphia	0/0	RESERVE/INJURED (9/21/19)			
<b>Totals</b>		<b>0/0</b>	<b>0</b>	<b>0</b>	---	---

## CAREER HIGHLIGHTS

- Enjoyed a breakout season in 2020 ... Saw action in 731 offensive snaps (65%) over 15 games, including starts at LT (nine) and RT (one) ... Paved the way for an offense that ranked 3rd in rushing average (5.0) and 9th in rushing yards per game (126.7) ... Made his first career start at LT in the 25-20 win at SF (10/4/20)

## BIRDSEED

- Played professional rugby for the South Sydney Rabbitohs, a club owned by actor Russell Crowe ... Realized his size was no longer compatible for competing in rugby, as he was asked to drop 50 pounds from his 310-pound playing weight ... That goal quickly became unrealistic given his 10-percent body fat

## TRANSACTIONS

- **9/11/21** - Signed by PHI to 4-year contract extension ... **8/13/20** - Activated from Reserve/COVID-19 ... **7/29/20** - Placed on Reserve/COVID-19 ... **9/21/19** - Placed on Reserve/Injured ... **12/14/18** - Placed on Reserve/Injured ... **2018** - Drafted by PHI in 7th round (233rd overall)



**First job:** McDonald's ... **Hobbies:** Playing guitar ... **Desired talent:** Swimming ... **If he could play another sport:** Horse jockey ... **Player he models his game after:** Jason Peters ... **Favorite athlete growing up:** Usain Bolt ... **Moment left starstruck:** Getting drafted ... **Favorite sports moment:** Winning the Rugby Grand Final when he was 14 years old ... **Favorite quote:** "You think darkness is your ally? I was born in it, molded by it." - Bane, *The Dark Knight Rises* ... **Favorite movies:** *The Lord of the Rings* trilogy and *Star Wars* movies ... **Favorite TV show:** *The Walking Dead* ... **Favorite music:** Everything



# CAMERON MALVEAUX

DEFENSIVE END | 59

*(pronounced mal-VOH)*



**Height:** 6-6 **Weight:** 265 **DOB:** Sept. 22, 1994 (Age 27)

**NFL Experience:** 2nd Year (1st with Eagles) **Draft:** UDFA-17 by MIA **Acquired:** FA-21

**College:** Houston **Hometown (HS):** Beaumont, TX (Hamshire Fannett)

PRACTICE SQUAD

## CAREER STATISTICS

Year	Team	GP/S	TACKLES					PASS DEFENSE					FUMBLES			DEF SNAPS	
			Total	Solo	Asst	TFL	Sacks	Int	Yds	Lg	TD	PD	FF	FR	Yds	No	Pct
2017	Miami	4/0	5	4	1	3	1.0	0	0	--	0	0	0	0	0	107	10%
2018	Miami	5/0	6	1	5	0	0.0	0	0	--	0	0	0	0	0	131	12%
	Arizona	4/0	4	1	3	1	1.0	0	0	--	0	1	0	0	0	42	4%
	Totals	9/0	10	2	8	1	1.0	0	0	--	0	1	0	0	0	---	---
2020	Cleveland	2/0	4	4	0	0	0.0	0	0	--	0	0	1	0	0	18	2%
2021	Philadelphia	0/0	0	0	0	0	0.0	0	0	--	0	0	0	0	0	0	0%
<b>Totals</b>		<b>15/0</b>	<b>19</b>	<b>10</b>	<b>9</b>	<b>4</b>	<b>2.0</b>	<b>0</b>	<b>0</b>	<b>--</b>	<b>0</b>	<b>1</b>	<b>1</b>	<b>0</b>	<b>0</b>	<b>---</b>	<b>---</b>

## CAREER HIGHS

<b>Tackles</b>	3	10/14/18 vs. Chi.
<b>Sacks</b>	1.0	2x, last: 12/9/18 vs. Det.
<b>INTs</b>	--	---
<b>PDs</b>	1	12/23/18 vs. LAR
<b>FFs</b>	1	11/22/20 vs. Phi.
<b>FRs</b>	--	---

## 2021 SEASON - EAGLES



## 2020 SEASON - BROWNS



Made two appearances, totaling 4 tackles (4 solo) and 1 FF

## 2018 SEASON - DOLPHINS & CARDINALS



Registered 10 tackles (2 solo), 1.0 sack and 1 TFL in nine games

## 2017 SEASON - DOLPHINS



Appeared in four games, totaling 5 tackles (4 solo), 3 TFLs and 1 sack in 107 defensive snaps (10%)



Posted first career sack vs. Buf. (12/31/17)

## COLLEGE HIGHLIGHTS



Played collegiately at Houston (2012-16), appearing in 52 games (37 starts) and tallied 81 tackles (44 solo), 4.0 sacks, 17 TFLs, 3 FR and 5 PDs ... Started all 13 games as a senior, finishing the year with 21 tackles (11 solo), 7.5 TFLs, 1.0 sack, 5 PDs and 2 FRs ... Set career highs in tackles (33), sacks (2.5), TFLs (8.5) and PDs (3) as a junior

## BIRDSEED



Attended Hamshire Fannett (TX) High School, where he played both DE and TE ... Posted 272 yards and 3 TDs while adding 74 tackles as a senior ... Also participated in basketball and track and field



His uncle, Felman Malveaux Jr., played for Washington (1997-98) and the Tampa Bay Buccaneers (1999)





## 2021 GAME-BY-GAME STATISTICS (PHI)

Date	Opp	GP/S	Tot	Solo	Sk	Int	PD	FF	FR	Snap	Pct
NOT ON NFL ROSTER											
NOT ON NFL ROSTER											
NOT ON NFL ROSTER											
Oct 3	KC	L	---	EAGLES PRACTICE SQUAD							
Oct 10	at Car	W	---	EAGLES PRACTICE SQUAD							
Oct 14	TB	L	---	EAGLES PRACTICE SQUAD							
Oct 24	at LV	L	---	EAGLES PRACTICE SQUAD							
Oct 31	at Det	W	---	EAGLES PRACTICE SQUAD							
Nov 7	LAC	L	---	EAGLES PRACTICE SQUAD							
Nov 14	at Den	W	---	EAGLES PRACTICE SQUAD							
Nov 21	NO										
Nov 28	at NYG										
Dec 5	at NYJ										
TBD	Was										
Dec 26	NYG										
Jan 2	at Was										
Jan 9	Dal										
<b>Totals</b>		<b>0/0</b>	<b>0</b>	<b>0</b>	<b>0.0</b>	<b>0</b>	<b>0</b>	<b>0</b>	<b>0</b>	<b>0</b>	<b>0%</b>

## 2020 GAME-BY-GAME STATISTICS (CLE)

Date	Opp	GP/S	Tot	Solo	Sk	Int	PD	FF	FR	Snap	Pct
NOT ON NFL ROSTER											
NOT ON NFL ROSTER											
NOT ON NFL ROSTER											
NOT ON NFL ROSTER											
NOT ON NFL ROSTER											
Oct 11	Ind	W	---	BROWNS PRACTICE SQUAD							
Oct 18	at Pit	L	---	BROWNS PRACTICE SQUAD							
Oct 25	at Cin	W	---	BROWNS PRACTICE SQUAD							
Nov 1	LV	L	---	BROWNS PRACTICE SQUAD							
Nov 15	Hou	W	---	BROWNS PRACTICE SQUAD							
Nov 22	Phi	W	1/0	2	2	0.0	0	0	1	0	8 12%
Nov 29	at Jax	W	1/0	2	2	0.0	0	0	0	0	10 15%
Dec 6	at Ten	W	---	BROWNS PRACTICE SQUAD							
Dec 14	Bal	L	---	BROWNS PRACTICE SQUAD							
Dec 20	at NYG	W	---	BROWNS PRACTICE SQUAD							
Dec 27	at NYJ	L	---	BROWNS PRACTICE SQUAD							
Jan 3	Pit	W	---	BROWNS PRACTICE SQUAD							
<b>Totals</b>		<b>2/0</b>	<b>4</b>	<b>4</b>	<b>0.0</b>	<b>0</b>	<b>0</b>	<b>1</b>	<b>0</b>	<b>18</b>	<b>2%</b>
<b>PLAYOFFS</b>											
Jan 10	at Pit	W	---	BROWNS PRACTICE SQUAD							
Jan. 17	at KC	L	---	BROWNS PRACTICE SQUAD							
<b>Totals</b>		<b>0/0</b>	<b>0</b>	<b>0</b>	<b>0.0</b>	<b>0</b>	<b>0</b>	<b>0</b>	<b>0</b>	<b>0</b>	<b>0%</b>

## TRANSACTIONS

- **9/29/21** - Signed by PHI to practice squad ... **8/31/21** - Waived by CLE ... **1/18/21** - Signed by CLE to reserve/future contract ... **11/29/20** - Elevated by CLE from practice squad for Week 12 at Jacksonville ... **11/21/20** - Elevated by CLE from practice squad for Week 11 vs. Philadelphia ... **10/10/20** - Signed by CLE to practice squad ... **9/6/20** - Waived by SF ... **9/2/20** - Signed by SF ... **8/3/20** - Waived by WAS ... **12/30/19** - Signed by WAS to reserve/future contract ... **12/17/19** - Signed by WAS to practice squad ... **12/10/19** - Released by KC ... **9/3/19** - Signed by KC to practice squad ... **8/31/19** - Waived by ARI ... **11/27/18** - Signed by ARI from MIA practice squad ... **11/14/18** - Signed by MIA to practice squad ... **11/13/18** - Waived by MIA ... **10/2/18** - Signed by MIA to active roster from practice squad ... **9/2/18** - Signed by MIA to practice squad ... **9/1/18** - Waived by MIA ... **12/2/17** - Signed by MIA to active roster from practice squad ... **9/3/17** - Signed by MIA to practice squad ... **9/2/17** - Waived by MIA ... **2017** - Signed by MIA as UDFA



## 2018 GAME-BY-GAME STATISTICS (MIA &amp; ARI)

Date	Opp		GP/S	Tot	Solo	Sk	Int	PD	FF	FR	Snap	Pct
Sep 9	Ten	W	---	DOLPHINS PRACTICE SQUAD								
Sep 16	at NYJ	W	---	DOLPHINS PRACTICE SQUAD								
Sep 23	Oak	W	---	DOLPHINS PRACTICE SQUAD								
Sep 30	at NE	L	---	DOLPHINS PRACTICE SQUAD								
Oct 7	at Cin	L	1/0	2	0	0.0	0	0	0	0	19	32%
Oct 14	Chi	W	1/0	3	0	0.0	0	0	0	0	32	46%
Oct 21	Det	L	1/0	1	1	0.0	0	0	0	0	27	42%
Oct 25	at Hou	L	0/0	INACTIVE								
Nov 4	NYJ	W	1/0	0	0	0.0	0	0	0	0	28	43%
Nov 11	at GB	L	1/0	0	0	0.0	0	0	0	0	25	42%
Nov 25	at Ind	L	---	DOLPHINS PRACTICE SQUAD								
SIGNED BY CARDINALS FROM DOLPHIINS PRACTICE SQUAD (11/27/18)												
Dec 2	at GB	W	0/0	INACTIVE								
Dec 9	Det	L	1/0	1	1	1.0	0	0	0	0	8	13%
Dec 16	at Atl	L	1/0	2	0	0.0	0	0	0	0	11	16%
Dec 23	LAR	L	1/0	0	0	0.0	0	1	0	0	16	24%
Dec 30	at Sea	L	1/0	1	0	0.0	0	0	0	0	7	11%
Totals			9/0	10	2	1.0	0	1	0	0	---	---

## 2017 GAME-BY-GAME STATISTICS (MIA)

Date	Opp	GP/S	Tot	Solo	Sk	Int	PD	FF	FR	Snap	Pct
Sep 17	at LAC	W	---	DOLPHINS PRACTICE SQUAD							
Sep 24	at NYJ	L	---	DOLPHINS PRACTICE SQUAD							
Oct 1	NO	L	---	DOLPHINS PRACTICE SQUAD							
Oct 8	Ten	W	---	DOLPHINS PRACTICE SQUAD							
Oct 15	at Atl	W	---	DOLPHINS PRACTICE SQUAD							
Oct 22	NYJ	W	---	DOLPHINS PRACTICE SQUAD							
Oct 26	at Bal	L	---	DOLPHINS PRACTICE SQUAD							
Nov 5	Oak	L	---	DOLPHINS PRACTICE SQUAD							
Nov 13	at Car	L	---	DOLPHINS PRACTICE SQUAD							
Nov 19	TB	L	---	DOLPHINS PRACTICE SQUAD							
Nov 26	at NE	L	---	DOLPHINS PRACTICE SQUAD							
Dec 3	Den	W	1/0	0	0	0.0	0	0	0	32	44%
Dec 11	NE	W	0/0	INACTIVE							
Dec 17	at Buf	L	1/0	1	1	0.0	0	0	0	21	34%
Dec 24	at KC	L	1/0	2	2	0.0	0	0	0	20	25%
Dec 31	Buf	L	1/0	2	1	1.0	0	0	0	34	51%
<b>Totals</b>			<b>4/0</b>	<b>5</b>	<b>4</b>	<b>1.0</b>	<b>0</b>	<b>0</b>	<b>0</b>	<b>107</b>	<b>10%</b>



# JARED MAYDEN

SAFETY | 41



**Height:** 6-0 **Weight:** 205 **DOB:** June 24, 1998 (Age 23)

**NFL Experience:** 1st Year (1st with Eagles) **Draft:** UDFA-20 by SF **Acquired:** FA-21

**College:** Alabama **Hometown (HS):** Sachse, TX (Sachse)

PRACTICE SQUAD

## CAREER STATISTICS

Year	Team	GP/S	TACKLES					PASS DEFENSE					FUMBLES			DEF SNAPS	
			Total	Solo	Asst	TFL	Sacks	Int	Yds	Lg	TD	PD	FF	FR	Yds	No	Pct
2020	San Francisco	2/0	0	0	0	0	0.0	0	0	--	0	0	0	0	0	0	0%
2021	Philadelphia	0/0	0	0	0	0	0.0	0	0	--	0	0	0	0	0	0	0%
<b>Totals</b>		<b>2/0</b>	<b>0</b>	<b>0</b>	<b>0</b>	<b>0</b>	<b>0.0</b>	<b>0</b>	<b>0</b>	<b>--</b>	<b>0</b>	<b>0</b>	<b>0</b>	<b>0</b>	<b>0</b>	<b>---</b>	<b>---</b>

## ADDITIONAL STATISTICS

Special Teams Tackles: 1 - 2020 (1)

## CAREER HIGHS

Tackles	--	---
Sacks	--	---
INTs	--	---
PDs	--	---
FFs	--	---
FRs	--	---

## 2021 SEASON - EAGLES



## 2020 SEASON - 49ERS

- Recorded 1 tackle in 24 special teams snaps

## COLLEGE HIGHLIGHTS

- Played in 36 games (11 starts) at Alabama (2016-19) ... Registered 82 tackles (44 solo), 10 PDs, 4 INTs, 3.0 TFLs and 1.0 sack
- Ranked 2nd in the SEC with 4 INTs as a senior ... Also posted 59 tackles (31 solo), 7 PDs and 1 TFL in 12 games

## BIRDSEED

- Attended Sachse (TX) High School ... Recorded 55 tackles (51 solo), 8 PDs and 1 INT in 3 seasons ... Also lettered in basketball
- His father, James, was a center on the basketball team at Oklahoma (1994-95) ... His older brother, James, was a WR at New Mexico Highlands University (2017) and Rice University (2014-16) ... Jalen, his younger brother, plays QB at San Diego State

## TRANSACTIONS


- 10/26/21** - Signed by PHI to practice squad ... **10/18/21** - Released by SF from practice squad ... **9/1/21** - Signed by SF to practice squad ... **8/31/21** - Waived by SF ... **1/6/21** - Signed by SF to reserve/future contract ... **11/17/20** - Placed on practice squad Reserve/Injured by SF ... **11/14/20** - Elevated by SF from practice squad for Week 10 at New Orleans ... **10/24/20** - Elevated by SF from practice squad for Week 7 at New England ... **9/6/20** - Signed by SF to practice squad ... **9/5/20** - Waived by SF ... **2020** - Signed by SF as UDFA





2021 GAME-BY-GAME STATISTICS (SF & PHI)												
Date	Opp		GP/S	Tot	Solo	Sk	Int	PD	FF	FR	Snap	Pct
Sep 12	at Det	W	---	49ERS PRACTICE SQUAD								
Sep 19	at Phi	W	---	49ERS PRACTICE SQUAD								
Sep 26	GB	L	---	49ERS PRACTICE SQUAD								
Oct 3	Sea	L	---	49ERS PRACTICE SQUAD								
Oct 10	at Ari	L	---	49ERS PRACTICE SQUAD								
RELEASED BY 49ERS FROM PRACTICE SQUAD (10/18/21)												
SIGNED BY EAGLES TO PRACTICE SQUAD (10/25/21)												
Oct 31	at Det	W	---	EAGLES PRACTICE SQUAD								
Nov 7	LAC	L	---	EAGLES PRACTICE SQUAD								
Nov 14	at Den	W	---	EAGLES PRACTICE SQUAD								
Nov 21	NO											
Nov 28	at NYG											
Dec 5	at NYJ											
TBD	Was											
Dec 26	NYG											
Jan 2	at Was											
Jan 9	Dal											
Totals			0/0	0	0	0.0	0	0	0	0	0	0%

2020 GAME-BY-GAME STATISTICS (SF)												
Date	Opp		GP/S	Tot	Solo	Sk	Int	PD	FF	FR	Snap	Pct
Sep 13	Ari	L	---	49ERS PRACTICE SQUAD								
Sep 20	at NYJ	W	---	49ERS PRACTICE SQUAD								
Sep 27	at NYG	W	---	49ERS PRACTICE SQUAD								
Oct 4	Phi	L	---	49ERS PRACTICE SQUAD								
Oct 11	Mia	L	---	49ERS PRACTICE SQUAD								
Oct 18	LAR	W	---	49ERS PRACTICE SQUAD								
Oct 25	at NE	W	1/0	0	0	0.0	0	0	0	0	0	0%
Nov 1	at Sea	L	---	49ERS PRACTICE SQUAD								
Nov 5	GB	L	---	49ERS PRACTICE SQUAD								
Nov 15	at NO	L	1/0	0	0	0.0	0	0	0	0	0	0%
Nov 29	at LAR	W	---	49ERS PRACTICE SQUAD								
Dec 7	Buf	L	---	49ERS PRACTICE SQUAD								
Dec 13	Was	L	---	49ERS PRACTICE SQUAD								
Dec 20	at Dal	L	---	49ERS PRACTICE SQUAD								
Dec 26	at Ari	W	---	49ERS PRACTICE SQUAD								
Jan 3	Sea	L	---	49ERS PRACTICE SQUAD								
<b>Totals</b>			<b>2/0</b>	<b>0</b>	<b>0</b>	<b>0.0</b>	<b>0</b>	<b>0</b>	<b>0</b>	<b>0</b>	<b>0</b>	<b>0%</b>



# RODNEY MCLEOD

SAFETY | 23



**Height:** 5-10 **Weight:** 195 **DOB:** June 23, 1990 (Age 31)  
**NFL Experience:** 10th Year (6th with Eagles) **Draft:** UDFA-12 by STL **Acquired:** FA-LAR-16  
**College:** Virginia **Hometown (HS):** Hyattsville, MD (DeMatha Catholic)

**Super Bowl Champion: 2017 (LII)**

## CAREER STATISTICS

Year	Team	GP/S	TACKLES					PASS DEFENSE					FUMBLES			DEF SNAPS	
			Total	Solo	Asst	TFL	Sacks	Int	Yds	Lg	TD	PD	FF	FR	Yds	No	Pct
2012	St. Louis	16/0	0	0	0	0	0.0	0	0	--	0	0	0	0	0	4	1%
2013	St. Louis	16/16	87	68	19	2	0.0	2	2	2	0	6	2	2	9	1,060	99%
2014	St. Louis	16/16	96	64	32	3	0.0	2	1	1	0	5	2	2	9	1,025	99%
2015	St. Louis	16/16	106	73	33	2	0.0	1	4	4	0	5	3	1	20	1,153	99%
2016	Philadelphia	16/16	117	78	39	3	1.0	3	5	5	0	10	1	0	0	1,014	99%
2017	Philadelphia	14/14	78	52	26	2	0.0	3	67	50	0	11	1	1	9	846	82%
2018	Philadelphia	3/3	16	9	7	0	0.0	0	0	--	0	5	0	0	0	162	16%
2019	Philadelphia	16/16	108	71	37	2	1.0	2	30	23	0	10	2	0	0	1,032	99%
2020	Philadelphia	13/13	94	59	35	4	0.0	1	21	21	0	9	0	2	50	872	79%
2021	Philadelphia	7/7	36	17	19	0	0.0	0	0	--	0	1	0	0	0	385	56%
<b>Totals</b>		<b>132/116</b>	<b>738</b>	<b>491</b>	<b>247</b>	<b>18</b>	<b>2.0</b>	<b>14</b>	<b>130</b>	<b>50</b>	<b>0</b>	<b>62</b>	<b>11</b>	<b>8</b>	<b>97</b>	<b>---</b>	<b>---</b>

## PLAYOFFS

2017	Philadelphia	3/3	18	16	2	1	1.0	0	0	--	0	3	0	0	0	206	100%
2018	Philadelphia	0/0	RESERVE/INJURED (9/29/18)														
2019	Philadelphia	1/1	4	2	2	0	0.0	0	0	--	0	0	0	0	0	64	100%
<b>Totals</b>		<b>4/4</b>	<b>22</b>	<b>18</b>	<b>4</b>	<b>1</b>	<b>1.0</b>	<b>0</b>	<b>0</b>	<b>--</b>	<b>0</b>	<b>3</b>	<b>0</b>	<b>0</b>	<b>0</b>	<b>---</b>	<b>---</b>

## ADDITIONAL STATISTICS

**Fumble Recovery TDs:** 2 - 2020 (1), 2015 (1) **Special Teams Tackles:** 33 - 2020 (1), 2019 (3), 2017 (4), 2016 (5), 2014 (1), 2013 (3), 2012 (16) **Receptions:** 1 - 2012 (1)

## CAREER HIGHS

<b>Tackles</b>	17	10/16/16 at Was.
<b>Sacks</b>	1.0	3x, last: 11/24/19 vs. Sea.
<b>INTs</b>	1	14x, last: 10/4/20 at SF
<b>PDs</b>	3	3x, last: 9/13/20 at Was.
<b>FFs</b>	1	11x, last: 12/29/19 at NYG
<b>FRs</b>	1	8x, last: 11/1/20 vs. Dal.

## NOTES TO KNOW

- ▶ Is one of two NFL safeties with 10+ INTs (14) and 10+ FFs (11) since 2013, joining **Malcolm Jenkins** (17 INTs, 15 FFs)

## 2021 SEASON - EAGLES



## 2020 SEASON - EAGLES

- ▶ Ranked 2nd on the team with 9 PDs, behind **Darius Slay** (10), as well as 3rd with 94 tackles (59 solo), behind **Alex Singleton** (119) and **Jalen Mills** (105) ... Added 4 TFLs, 2 FRs and 1 INT
- ▶ Returned a fumble forced by **T.J. Edwards** 53 yards for a TD in the fourth quarter of the 23-9 win vs. Dal. (11/1/20) ... Marked the longest fumble recovery TD by an Eagle since **Walter Thurmond's** 83-yarder on 1/13/16 at N.Y. Giants

## 2019 SEASON - EAGLES

- ▶ Finished 2nd on the Eagles' defense with 108 tackles (71 solo), marking his third career 100+ tackle season ... Also registered 10 PDs, 2 INTs, 2 FFs and 1.0 sack

## 2017 SEASON - EAGLES

- ▶ Tallied the 4th-most tackles (78) on the Eagles' defense and recorded 11 PDs, 3 INTs, 2 FRs and 1 FF in the regular season



## 2021 GAME-BY-GAME STATISTICS (PHI)

Date	Opp	GP/S	Tot	Solo	Sk	Int	PD	FF	FR	Snap	Pct
Sep 12	at Atl	W	0/0								
Sep 19	SF	L	0/0								
Sep 27	at Dal	L	0/0								
Oct 3	KC	L	1/1	4	4	0.0	0	0	0	48	72%
Oct 10	at Car	W	1/1	5	0	0.0	0	0	0	51	72%
Oct 14	TB	L	1/1	5	2	0.0	0	0	0	54	72%
Oct 24	at LV	L	1/1	8	5	0.0	0	0	0	66	100%
Oct 31	at Det	W	1/1	2	1	0.0	0	1	0	46	74%
Nov 7	LAC	L	1/1	8	3	0.0	0	0	0	68	99%
Nov 14	at Den	W	1/1	4	2	0.0	0	0	0	52	90%
Nov 21	NO										
Nov 28	at NYG										
Dec 5	at NYJ										
TBD	Was										
Dec 26	NYG										
Jan 2	at Was										
Jan 9	Dal										
<b>Totals</b>		<b>7/7</b>	<b>36</b>	<b>17</b>	<b>0.0</b>	<b>0</b>	<b>1</b>	<b>0</b>	<b>0</b>	<b>385</b>	<b>56%</b>

**Hobbies:** Puzzles and video games ... **Bucket list:** Ride in a helicopter, skydive and travel to Paris ... **If he could be any superhero:** Batman ... **Favorite movies:** Any Given Sunday, The Dark Knight and Friday ... **Favorite musicians:** Drake, Fabolous and Future ... **Best player he has faced:** Aaron Rodgers ... **Player he models his game after:** Earl Thomas ... **Favorite athletes growing up:** Kobe Bryant and Deion Sanders ... **Favorite athletes now:** Steph Curry and LeBron James ... **Three favorite throwback jerseys:** Walter Payton, Jerry Rice and Deion Sanders



## 2020 GAME-BY-GAME STATISTICS (PHI)

Date	Opp	GP/S	Tot	Solo	Sk	Int	PD	FF	FR	Snap	Pct
Sep 13	at Was	L	1/1	8	6	0.0	0	3	0	70	100%
Sep 20	LAR	L	1/1	5	4	0.0	0	0	0	69	100%
Sep 27	Cin	T	1/1	10	8	0.0	0	0	0	72	100%
Oct 4	at SF	W	1/1	13	9	0.0	1	1	0	73	100%
Oct 11	at Pit	L	1/1	7	5	0.0	0	1	0	75	100%
Oct 18	Bal	L	1/1	8	5	0.0	0	0	0	73	100%
Oct 22	NYG	W	1/1	9	4	0.0	0	0	1	60	100%
Nov 1	Dal	W	1/1	3	1	0.0	0	2	0	79	100%
Nov 15	at NYG	L	1/1	7	4	0.0	0	0	0	71	100%
Nov 22	at Cle	L	1/1	8	5	0.0	0	1	0	67	100%
Nov 30	Sea	L	1/1	8	2	0.0	0	0	0	67	100%
Dec 6	at GB	L	1/1	6	5	0.0	0	0	0	61	100%
Dec 13	NO	W	1/1	2	1	0.0	0	1	0	35	55%
Dec 20	at Ari	L	0/0								
Dec 27	at Dal	L	0/0								
Jan 3	Was	L	0/0								
<b>Totals</b>		<b>13/13</b>	<b>94</b>	<b>59</b>	<b>0.0</b>	<b>1</b>	<b>9</b>	<b>0</b>	<b>2</b>	<b>872</b>	<b>79%</b>

- ▶ Sacked Falcons QB **Matt Ryan** for a 10-yard loss in the third quarter of the 15-10 win vs. Atl. (1/13/18) in the Divisional Round ... Became the first Eagles safety to record a sack in a playoff game since **Brian Dawkins** on 1/4/09 at Minnesota

## 2016 SEASON - EAGLES

- ▶ Led the team with a career-high 117 tackles and also totaled 10 PDs, a career-high 3 PDs, 1.0 sack and 1 FF
- ▶ Set a career-high with 17 tackles (12 solo) at Was. (10/16/16)

## 2015 SEASON - RAMS

- ▶ Posted his first-career 100+ tackle campaign (106). Added a career-high 3 FFs and a fumble recovery TD with 5 PDs and 1 INT
- ▶ Scored the first TD of his career when he picked up a loose ball vs. Cle. (10/25/15) and returned it 20 yards for a score

## 2014 SEASON - RAMS

- ▶ Registered 5 PDs, 2 INTs, 2 FFs and 2 FRs

## 2013 SEASON - RAMS

- ▶ Notched the first INT of his career when he picked off Titans QB **Jake Locker** late in the fourth quarter vs. Ten. (11/3/13)
- ▶ Forced a fumble on a kickoff return at Hou. (10/13/13) that was recovered and returned for a TD by Rams LB **Darren Bates**

## 2012 SEASON - RAMS

- ▶ Made the opening-day roster as an undrafted rookie ... Produced a career-high and team-leading 16 special teams tackles
- ▶ Caught a 21-yard pass from Rams P **Johnny Hekker** on a fake punt in the second quarter at SF (11/11/12)

## COLLEGE HIGHLIGHTS

- ▶ Appeared in 43 games (31 starts) during his four-year career at Virginia and registered 190 tackles (116 solo), including 10 TFL, 11 PDs, 6 INTs, 3 FFs and 1 FR ... Earned All-ACC honors as a senior in 2011 after setting career highs with 7 PDs and 4 INTs



## 2019 GAME-BY-GAME STATISTICS (PHI)

Date	Opp		GP/S	Tot	Solo	Sk	Int	PD	FF	FR	Snaps	Pct
Sep 8	Was	W	1/1	4	3	0.0	0	0	0	0	64	100%
Sep 15	at Atl	L	1/1	6	2	0.0	0	2	0	0	66	100%
Sep 22	Det	L	1/1	4	2	0.0	0	0	0	0	64	100%
Sep 26	at GB	W	1/1	10	7	0.0	0	1	0	0	81	100%
Oct 6	NYJ	W	1/1	7	5	0.0	1	1	0	0	58	98%
Oct 13	at Min	L	1/1	6	3	0.0	0	0	0	0	71	100%
Oct 20	at Dal	L	1/1	6	3	0.0	0	0	0	0	70	100%
Oct 27	at Buf	W	1/1	6	4	0.0	0	0	0	0	62	100%
Nov 3	Chi	W	1/1	8	4	0.0	0	1	0	0	45	100%
Nov 17	NE	L	1/1	10	7	0.0	0	1	0	0	74	100%
Nov 24	Sea	L	1/1	8	5	1.0	1	1	1	0	64	98%
Dec 1	at Mia	L	1/1	6	4	0.0	0	0	0	0	72	100%
Dec 9	NYG	W	1/1	4	2	0.0	0	0	0	0	52	100%
Dec 15	at Was	W	1/1	7	5	0.0	0	1	0	0	53	100%
Dec 22	Dal	W	1/1	4	1	0.0	0	0	0	0	62	100%
Dec 29	at NYG	W	1/1	7	6	0.0	0	2	1	0	74	100%
Totals			16/16	108	71	1.0	2	10	2	0	1,032	99%
PLAYOFFS												
Jan 5	Sea	L	1/1	4	2	0.0	0	0	0	0	64	100%
Totals			1/1	4	2	0.0	0	0	0	0	64	100%

## 2017 GAME-BY-GAME STATISTICS (PHI)

Date	Opp		GP/S	Tot	Solo	Sk	Int	PD	FF	FR	Snaps	Pct
Sep 10	at Was	W	1/1	4	2	0.0	0	0	0	0	63	100%
Sep 17	at KC	L	1/1	2	2	0.0	0	0	0	0	12	23%
Sep 24	NYG	W	0/0	INACTIVE								
Oct 1	at LAC	W	1/1	2	1	0.0	0	1	0	0	57	100%
Oct 8	Ari	W	1/1	4	3	0.0	0	1	1	0	60	100%
Oct 12	at Car	W	1/1	6	4	0.0	0	3	0	0	81	99%
Oct 23	Was	W	1/1	5	3	0.0	0	2	0	0	64	100%
Oct 29	SF	W	1/1	5	4	0.0	1	1	0	0	66	100%
Nov 5	Den	W	1/1	5	2	0.0	1	1	0	0	63	98%
Nov 19	at Dal	W	1/1	7	5	0.0	1	1	0	0	60	95%
Nov 26	Chi	W	1/1	1	1	0.0	0	0	0	0	55	100%
Dec 3	at Sea	L	1/1	7	5	0.0	0	0	0	0	60	97%
Dec 10	at LAR	W	1/1	7	7	0.0	0	0	0	1	48	100%
Dec 17	at NYG	W	1/1	13	8	0.0	0	1	0	0	88	100%
Dec 25	Oak	W	1/1	10	5	0.0	0	0	0	0	69	100%
Dec 31	Dal	L	0/0	INACTIVE								
Totals			14/14	78	52	0.0	3	11	1	1	846	82%
PLAYOFFS												
Jan 13	Atl	W	1/1	8	8	1.0	0	1	0	0	63	100%
Jan 21	Min	W	1/1	4	3	0.0	0	1	0	0	67	100%
Feb 4	at NE	W	1/1	6	5	0.0	0	1	0	0	76	100%
Totals			3/3	18	16	1.0	0	3	0	0	206	100%

## 2018 GAME-BY-GAME STATISTICS (PHI)

Date	Opp		GP/S	Tot	Solo	Sk	Int	PD	FF	FR	Snaps	Pct
Sep 6	Atl	W	1/1	10	6	0.0	0	3	0	0	70	100%
Sep 16	at TB	L	1/1	5	3	0.0	0	1	0	0	58	100%
Sep 23	Ind	W	1/1	1	0	0.0	0	1	0	0	34	58%
Sep 30	at Ten	L	0/0	RESERVE/INJURED								
Oct 7	Min	L	0/0	RESERVE/INJURED								
Oct 11	at NYG	W	0/0	RESERVE/INJURED								
Oct 21	Car	L	0/0	RESERVE/INJURED								
Oct 28	at Jax	W	0/0	RESERVE/INJURED								
Nov 11	Dal	L	0/0	RESERVE/INJURED								
Nov 18	at NO	L	0/0	RESERVE/INJURED								
Nov 25	NYG	W	0/0	RESERVE/INJURED								
Dec 3	Was	W	0/0	RESERVE/INJURED								
Dec 9	at Dal	L	0/0	RESERVE/INJURED								
Dec 16	at LAR	W	0/0	RESERVE/INJURED								
Dec 23	Hou	W	0/0	RESERVE/INJURED								
Dec 30	at Was	W	0/0	RESERVE/INJURED								
Totals			3/3	16	9	0.0	0	5	0	0	162	16%
PLAYOFFS												
Jan 6	at Chi	W	0/0	RESERVE/INJURED								
Jan 13	at NO	L	0/0	RESERVE/INJURED								
Totals			0/0	0	0	0.0	0	0	0	0	0	0%

## BIRDSEED

- ▶ Selected as the Eagles' 2020 Walter Payton NFL Man of the Year Award nominee for the positive impact of his outstanding community service activities and excellence on the field
- ▶ Launched "Change Our Future" with his wife, Erika ... A non-profit whose mission is to empower people through education, advocacy and awareness in the areas of youth development, healthy lifestyles and community enrichment ... The foundation seeks to eliminate barriers by advancing resources and opportunities
- ▶ Owns a bachelor's degree in sociology
- ▶ Played DB, WR and KR at DeMatha Catholic (MD) High School, where he earned all-state and all-conference honors as a senior in 2007 after intercepting 3 passes ... Also totaled 24 receptions for 520 yards (21.7 avg.) and 8 TDs while returning 3 kickoffs for scores ... As a junior in 2006, helped lead DeMatha to its fourth straight conference title ... Recorded 2 INTs on defense and snagged 20 passes for 400 yards (20.0 avg.) and 7 TDs ... Also a member of the school's 400-meter relay team

## TRANSACTIONS

- ▶ **8/30/21** - Activated from Active/PUP ... **7/28/21** - Placed on Active/PUP ... **12/16/20** - Placed on Reserve/Injured ... **3/17/20** - Agreed to terms with PHI on 2-year contract ... **1/31/19** - Agreed to terms with PHI on re-worked contract ... **9/29/18** - Placed on Reserve/Injured ... **3/9/16** - Agreed to terms with PHI on 5-year contract ... **4/20/15** - Re-signed by STL ... **2012** - Signed by STL as UDFA

## 2016 GAME-BY-GAME STATISTICS (PHI)

Date	Opp		GP/S	Tot	Solo	Sk	Int	PD	FF	FR	Snaps	Pct
Sep 11	Cle	W	1/1	3	3	0.0	1	0	0	0	50	96%
Sep 19	at Chi	W	1/1	4	4	0.0	0	0	0	0	50	96%
Sep 25	Pit	W	1/1	7	6	0.0	1	2	0	0	60	100%
Oct 9	at Det	L	1/1	13	9	0.0	0	0	0	0	61	100%
Oct 16	at Was	L	1/1	17	12	0.0	0	1	0	0	73	99%
Oct 23	Min	W	1/1	11	5	1.0	1	1	1	0	75	99%
Oct 30	at Dal	L	1/1	7	5	0.0	0	0	0	0	78	100%
Nov 6	at NYG	L	1/1	3	2	0.0	0	2	0	0	64	100%
Nov 13	Atl	W	1/1	6	3	0.0	0	1	0	0	50	100%
Nov 20	at Sea	L	1/1	7	3	0.0	0	2	0	0	67	100%
Nov 28	GB	L	1/1	9	4	0.0	0	0	0	0	71	100%
Dec 4	at Cin	L	1/1	9	6	0.0	0	0	0	0	64	100%
Dec 11	Was	L	1/1	7	5	0.0	0	0	0	0	48	100%
Dec 18	at Bal	L	1/1	7	6	0.0	0	0	0	0	58	100%
Dec 22	NYG	W	1/1	3	2	0.0	0	0	0	0	89	100%
Jan 1	Dal	W	1/1	4	3	0.0	0	1	0	0	56	100%
Totals			16/16	117	78	1.0	3	10	1	0	1,014	99%

## 2015 GAME-BY-GAME STATISTICS (STL)

Date	Opp		GP/S	Tot	Solo	Sk	Int	PD	FF	FR	Snaps	Pct
Sep 13	Sea	W	1/1	9	6	0.0	0	0	0	0	81	100%
Sep 20	at Was	L	1/1	6	5	0.0	0	0	0	0	72	100%
Sep 27	Pit	L	1/1	8	5	0.0	0	0	0	0	62	98%
Oct 4	at Ari	W	1/1	5	4	0.0	0	0	1	0	73	99%
Oct 11	at GB	L	1/1	4	3	0.0	0	0	0	0	62	100%
Oct 25	Cle	W	1/1	5	2	0.0	0	0	0	1	75	100%
Nov 1	SF	W	1/1	2	0	0.0	0	0	0	0	67	100%
Nov 8	at Min	L	1/1	8	8	0.0	0	0	0	0	72	100%
Nov 15	Chi	L	1/1	6	5	0.0	0	0	1	0	64	99%
Nov 22	at Bal	L	1/1	12	6	0.0	1	0	1	0	77	100%
Nov 29	at Cin	L	1/1	5	4	0.0	0	1	0	0	58	98%
Dec 6	Ari	L	1/1	9	6	0.0	0	0	0	0	84	100%
Dec 13	Det	W	1/1	3	2	0.0	0	0	0	0	71	100%
Dec 17	TB	W	1/1	15	10	0.0	0	1	0	0	81	100%
Dec 27	at Sea	W	1/1	2	2	0.0	0	2	0	0	73	100%
Jan 3	at SF	L	1/1	7	5	0.0	0	1	0	0	81	100%
Totals			16/16	106	73	0.0	1	5	3	1	1,153	99%

## 2014 GAME-BY-GAME STATISTICS (STL)

Date	Opp		GP/S	Tot	Solo	Sk	Int	PD	FF	FR	Snaps	Pct
Sep 7	Min	L	1/1	9	6	0.0	0	0	0	0	59	100%
Sep 14	at TB	W	1/1	5	5	0.0	1	0	0	0	57	100%
Sep 21	Dal	L	1/1	7	4	0.0	0	1	0	0	55	98%
Oct 5	at Phi	L	1/1	7	5	0.0	0	1	0	0	73	100%
Oct 13	SF	L	1/1	6	6	0.0	0	0	1	0	63	94%
Oct 19	Sea	W	1/1	6	3	0.0	0	0	0	0	71	100%
Oct 26	at KC	L	1/1	6	2	0.0	0	0	0	0	49	74%
Nov 2	at SF	W	1/1	8	6	0.0	0	0	0	0	65	97%
Nov 9	at Ari	L	1/1	8	5	0.0	0	0	0	0	66	100%
Nov 16	Den	W	1/1	3	2	0.0	0	2	0	0	69	100%
Nov 23	at SD	L	1/1	7	5	0.0	0	0	0	1	63	100%
Nov 30	Oak	W	1/1	2	1	0.0	0	0	0	1	78	100%
Dec 7	at Was	W	1/1	3	3	0.0	1	0	1	0	56	100%
Dec 11	Ari	L	1/1	9	5	0.0	0	1	0	0	68	100%
Dec 21	NYG	L	1/1	3	2	0.0	0	0	0	0	71	100%
Dec 28	at Sea	L	1/1	7	4	0.0	0	0	0	0	62	100%
Totals			16/16	96	64	0.0	2	5	2	2	1,025	99%

## 2013 GAME-BY-GAME STATISTICS (STL)

Date	Opp		GP/S	Tot	Solo	Sk	Int	PD	FF	FR	Snaps	Pct
Sep 8	Ari	W	1/1	5	4	0.0	0	1	0	0	71	100%
Sep 15	at Atl	L	1/1	7	6	0.0	0	0	0	0	64	100%
Sep 22	at Dal	L	1/1	7	5	0.0	0	1	0	0	62	100%
Sep 26	SF	L	1/1	4	3	0.0	0	0	0	1	69	100%
Oct 6	Jax	W	1/1	3	3	0.0	0	1	0	0	60	100%
Oct 13	at Hou	W	1/1	6	4	0.0	0	0	0	0	76	100%
Oct 20	at Car	L	1/1	5	2	0.0	0	0	0	0	59	100%
Oct 28	Sea	L	1/1	3	2	0.0	0	0	0	0	44	100%
Nov 3	Ten	L	1/1	7	7	0.0	1	0	0	0	62	100%
Nov 10	at Ind	W	1/1	2	2	0.0	0	1	0	0	73	99%
Nov 24	Chi	W	1/1	8	7	0.0	1	1	0	0	76	96%
Dec 1	at SF	L	1/1	4	3	0.0	0	0	0	1	67	100%
Dec 8	at Ari	L	1/1	5	5	0.0	0	0	1	0	68	100%
Dec 15	NO	W	1/1	8	7	0.0	0	0	0	0	85	99%
Dec 22	TB	W	1/1	4	4	0.0	0	0	0	0	59	100%
Dec 29	at Sea	L	1/1	9	4	0.0	0	1	0	0	65	100%
Totals			16/16	87	68	0.0	2	6	1	2	1,060	99%

## 2012 GAME-BY-GAME STATISTICS (STL)

Date	Opp		GP/S	Tot	Solo	Sk	Int	PD	FF	FR	Snap	Pct
Sep 9	at Det	L	1/0	0	0	0.0	0	0	0	0	0	0%
Sep 16	Was	W	1/0	0	0	0.0	0	0	0	0	0	0%
Sep 23	at Chi	L	1/0	0	0	0.0	0	0	0	0	0	0%
Sep 30	Sea	W	1/0	0	0	0.0	0	0	0	0	0	0%
Oct 4	Ari	W	1/0	0	0	0.0	0	0	0	0	0	0%
Oct 14	at Mia	L	1/0	0	0	0.0	0	0	0	0	0	0%
Oct 21	GB	L	1/0	0	0	0.0	0	0	0	0	0	0%
Oct 28	NE	L	1/0	0	0	0.0	0	0	0	0	0	0%
Nov 11	at SF	T	1/0	0	0	0.0	0	0	0	0	0	0%
Nov 18	NYJ	L	1/0	0	0	0.0	0	0	0	0	3	5%
Nov 25	at Ari	W	1/0	0	0	0.0	0	0	0	0	0	0%
Dec 2	SF	W	1/0	0	0	0.0	0	0	0	0	0	0%
Dec 9	at Buf	W	1/0	0	0	0.0	0	0	0	0	1	2%
Dec 16	Min	L	1/0	0	0	0.0	0	0	0	0	0	0%
Dec 23	at TB	W	1/0	0	0	0.0	0	0	0	0	0	0%
Dec 30	at Sea	L	1/0	0	0	0.0	0	0	0	0	0	0%
<b>Totals</b>			<b>16/0</b>	<b>0</b>	<b>0</b>	<b>0.0</b>	<b>0</b>	<b>0</b>	<b>0</b>	<b>0</b>	<b>4</b>	<b>1%</b>





# ZECH MCPHEARSON

CORNERBACK | 27

(pronounced ZACK mc-FEAR-son)



**Height:** 5-11 **Weight:** 191 **DOB:** March 21, 1998 (Age 23)

**NFL Experience:** Rookie (1st with Eagles) **Draft:** D4-21 (123rd overall) by PHI

**College:** Texas Tech **Hometown (HS):** Upper Marlboro, MD (Riverdale Baptist)

## CAREER STATISTICS

Year	Team	GP/S	TACKLES					PASS DEFENSE					FUMBLES			DEF SNAPS	
			Total	Solo	Asst	TFL	Sacks	Int	Yds	Lg	TD	PD	FF	FR	Yds	No	Pct
2021	Philadelphia	9/0	5	2	3	0	0.0	0	0	--	0	0	0	0	0	37	5%
<b>Totals</b>		<b>9/0</b>	<b>5</b>	<b>2</b>	<b>3</b>	<b>0</b>	<b>0.0</b>	<b>0</b>	<b>0</b>	<b>--</b>	<b>0</b>	<b>0</b>	<b>0</b>	<b>0</b>	<b>0</b>	<b>---</b>	<b>---</b>

## ADDITIONAL STATISTICS

Special Teams Tackles: 2 - 2021 (2)

## CAREER HIGHS

Tackles	5	11/7/21 vs. LAC
Sacks	--	---
INTs	--	---
PDs	--	---
FFs	--	---
FRs	--	---

**Hobbies:** Backpacking (has done this in places such as Hawaii and Texas and would like to go to Arizona next) ... **Bucket list:** Travel to Morocco ... **Surprisingly good at:** Baseball. "I was thinking about going to Penn State to play." ... **Desired talent:** Being multilingual ... **Biggest influence on his life:** His grandfather. "He was a hardworking guy and laid the foundation in terms of making sure his immediate family was taken care of. He was a good mentor." ... **If he could play another sport, what position/team:** Shooting guard, Los Angeles Lakers ... **Pregame ritual:** Listens to a playlist he created called "Vibes" (calming R&B music) ... **If he could choose any karaoke song:** "Moving On" - Rod Wave ... **Favorite TV show:** *Schitt's Creek* ... **Favorite movie:** *John Wick* ... **Favorite athlete growing up:** Carl Crawford

## 2021 SEASON - EAGLES



## COLLEGE HIGHLIGHTS

- ▶ Had 120 tackles, 14 PDs, 4 INTs and 3 FRs in 46 career games between Texas Tech (2019-20) and Penn State (2017-18)
- ▶ A senior team captain in 2020, appeared in all 10 games (nine starts) and led Texas Tech with 4 INTs and 2 FRs, while ranking 2nd on the team with 6 PDs and 5th with 53 tackles ... His 4 INTs and 2 FRs were the 2nd-most by a Red Raider since 2000
- ▶ Started all 12 games as a junior in 2019 and notched 51 tackles (42 solo) and 5 PDs (T-1st on team) ... Became the 2nd Texas Tech player since 2000 to block 2 kicks on special teams
- ▶ Saw action in 13 games as a sophomore at Penn State ... Also competed in 11 games as a redshirt freshman

## BIRDSEED

- ▶ Comes from a family of athletes ... Is the son of Gerrick and Kim McPhearson ... Has six brothers (Gerrick Jr., Derrick, Emmanuel, Jeremiah, Matthew and Joshua) and a sister (Kimberly)
- ▶ His father, Gerrick, played at Boston College and earned a tryout with the New England Patriots in 1988 ... His mother, Kim, played RB and OL in the National Women's Football League ... Gerrick Jr. played DB at Maryland and was drafted by the New York Giants in 2006 ... Derrick played WR at Illinois and spent time in the Milwaukee Brewers' minors ... Emmanuel played DB at New Mexico ... Matthew was selected in the 4th round of the 2013 MLB Draft and spent six years in the New York Yankees' and Arizona Diamondbacks' farm system before switching to football at Texas Tech ... Jeremiah played football at Indiana University of Pennsylvania ... Joshua played RB at Penn State prior to a stint in the CFL in 2018 ... Kimberly currently plays soccer at UW-Green Bay
- ▶ Earned a bachelor's degree in labor and employment relations
- ▶ Prepped at Riverdale Baptist (MD) High School, where he was named Capitol Area District MVP and first-team All-State by *Maryland Pigskin* as a senior ... Tallied 37 PDs and 14 INTs over the course of his high school career

## TRANSACTIONS

- ▶ **2021** - Drafted by PHI in 4th round (123rd overall)





## 2021 GAME-BY-GAME STATISTICS (PHI)

Date	Opp	GP/S	Tot	Solo	Sk	Int	PD	FF	FR	Snap	Pct
Sep 12	at Atl	W	1/0	0	0	0.0	0	0	0	2	3%
Sep 19	SF	L	1/0	0	0	0.0	0	0	0	0	0%
Sep 27	at Dal	L	1/0	0	0	0.0	0	0	0	0	0%
Oct 3	KC	L	1/0	0	0	0.0	0	0	0	0	0%
Oct 10	at Car	W	1/0	0	0	0.0	0	0	0	0	0%
Oct 14	TB	L	1/0	0	0	0.0	0	0	0	0	0%
Oct 24	at LV	L	1/0	0	0	0.0	0	0	0	0	0%
Oct 31	at Det	W	0/0	INACTIVE							
Nov 7	LAC	L	1/0	5	2	0.0	0	0	0	24	35%
Nov 14	at Den	W	1/0	0	0	0.0	0	0	0	11	19%
Nov 21	NO										
Nov 28	at NYG										
Dec 5	at NYJ										
TBD	Was										
Dec 26	NYG										
Jan 2	at Was										
Jan 9	Dal										
<b>Totals</b>		<b>9/0</b>	<b>5</b>	<b>2</b>	<b>0.0</b>	<b>0</b>	<b>0</b>	<b>0</b>	<b>0</b>	<b>37</b>	<b>5%</b>





# GARDNER MINSHEW

QUARTERBACK | 10



**Height:** 6-1 **Weight:** 225 **DOB:** May 16, 1996 (Age 25)

**NFL Experience:** 3rd Year (1st with Eagles) **Draft:** D6-19 (178th overall) by JAX **Acquired:** T-Jax-21

**College:** Washington State **Hometown (HS):** Brandon, MS (Brandon)

## CAREER STATISTICS

Year	Team	GP/S	PASSING										RUSHING					OFF SNAPS	
			Att	Cmp	Pct	Yds	Y/A	TD	Int	Lg	Sk/Yds	Rate	Att	Yds	Avg	Lg	TD	No	Pct
2019	Jacksonville	14/12	470	285	60.6	3,271	7.0	21	6	70t	33/184	91.2	67	344	5.1	21	0	906	83%
2020	Jacksonville	9/8	327	216	66.1	2,259	6.9	16	5	51	27/147	95.9	29	153	5.3	16	1	558	54%
2021	Philadelphia	1/0	2	2	100.0	11	5.5	0	0	9	0/0	89.6	0	0	---	---	0	14	2%
<b>Totals</b>		<b>24/20</b>	<b>799</b>	<b>503</b>	<b>63.0</b>	<b>5,541</b>	<b>6.9</b>	<b>37</b>	<b>11</b>	<b>70t</b>	<b>60/331</b>	<b>93.1</b>	<b>96</b>	<b>497</b>	<b>5.2</b>	<b>21</b>	<b>1</b>	<b>---</b>	<b>---</b>

## ADDITIONAL STATISTICS

**Fumbles/Lost:** 18/11 - 2020 (5/4), 2019 (13/7) **Receptions:** 1 - 2020 (1)

## CAREER HIGHS

Pass Attempts	49	10/11/20 at Hou.
Completions	31	10/11/20 at Hou.
Passing Yards	374	10/6/19 at Car.
Yards/Attempt	11.0	9/8/19 vs. KC
Passing Long	70t	10/27/19 vs. NYJ
Passing TDs	3	4x, last: 9/20/20 at Ten.
Completion %	95.0	9/13/20 vs. Ind.
Passer Rating	142.3	9/13/20 vs. Ind.
Rush Attempts	9	10/20/19 at Cin.
Rushing Yards	56	9/15/19 at Hou.
Rushing Long	21	9/15/19 at Hou.
Rushing TDs	1	10/18/20 vs. Det.

## 2021 SEASON - EAGLES



## 2020 SEASON - JAGUARS

- ▶ Posted 2,259 yards, 16 TDs, 5 INTs and a 95.9 rating on 216-of-327 (66.1%) passing ... His 95.9 passer rating was the 2nd-highest mark by any QB in Jaguars history (min. 300 attempts)
- ▶ Threw for 339 yards, a career-high-tying 3 TDs, 2 INTs and a 92.7 rating on 30-of-45 (66.7%) passing at Ten. (9/20/20) ... Became the first QB in Jaguars history to record 3+ passing TDs in three consecutive games (dating back to Week 17 of 2019)
- ▶ Logged a franchise-record 95.0% (19-of-20) completion percentage along with career highs in passer rating (142.3) and passing TDs (3, tied) in the 27-20 win vs. Ind. (9/13/20) ... Joined **Drew Brees** and **Philip Rivers** as the only QBs in NFL history to throw 3 TDs with a 95.0% completion percentage in a single game

## 2019 SEASON - JAGUARS

- ▶ Completed 285-of-470 (60.6%) attempts for 3,271 yards, 21 TDs, 6 INTs and a 91.2 passer rating ... Set Jaguars rookie records in passing yards and TDs ... Joined **Dak Prescott** (2016), **Robert Griffin III** (2012) and **Dan Marino** (1983) as the only rookies in NFL history to throw 20+ TDs with 6-or-fewer INTs
- ▶ Registered a career-long 70-yard TD pass to Jaguars WR **Chris Conley** in the 29-15 win vs. NYJ (10/27/19) ... Finished the game completing 22-of-34 (64.7%) attempts for a career-high 3 TDs (most by a Jaguars rookie), 0 INTs and a 119.6 passer rating
- ▶ Produced a career-high 374 yards with 2 TDs and a 101.9 rating on 26-of-44 (59.1%) passing at Car. (10/6/19) ... His 374 yards set a franchise rookie record ... Became the sixth rookie in NFL history to post 370+ yards, 2 TDs and 0 INTs in a game
- ▶ In his NFL debut, relieved an injured Jaguars QB **Nick Foles** and connected on 22-of-25 (88.0%) passes for 275 yards, 2 TDs, 1 INT and a 122.5 rating vs. KC (9/8/19) ... Marked the highest completion percentage ever by an NFL QB in their first career game (min. 20 attempts) ... Completed his first 13 attempts, the most by a rookie QB to begin their career in 40 seasons



## 2021 GAME-BY-GAME STATISTICS (PHILADELPHIA)

				PASSING									RUSHING					SNAPS		
Date	Opp		GP/S	Att	Cmp	Pct	Yds	Y/A	TD	Int	Lg	Sk/Yds	Rate	Att	Yds	Avg	Lg	TD	No	Pct
Sep 12	at Atl	W	0/0	INACTIVE																
Sep 19	SF	L	0/0	INACTIVE																
Sep 27	at Dal	L	0/0	INACTIVE																
Oct 3	KC	L	0/0	INACTIVE																
Oct 10	at Car	W	0/0	INACTIVE																
Oct 14	TB	L	0/0	INACTIVE																
Oct 24	at LV	L	0/0	INACTIVE																
Oct 31	at Det	W	1/0	2	2	100.0	11	5.5	0	0	9	0/0	89.6	0	0	---	--	0	14	22%
Nov 7	LAC	L	0/0	DID NOT PLAY																
Nov 14	at Den	W	0/0	DID NOT PLAY																
Nov 21	NO																			
Nov 28	at NYG																			
Dec 5	at NYJ																			
TBD	Was																			
Dec 26	NYG																			
Jan 2	at Was																			
Jan 9	Dal																			
Totals			1/0	2	2	100.0	11	5.5	0	0	9	0/0	89.6	0	0	---	--	0	14	2%

## 100+ PASSER RATING (9)

Date	Opponent	Rate
9/13/20	vs. Indianapolis Colts (W, 27-20)	142.3
9/8/19	vs. Kansas City Chiefs (L, 26-40)	122.5
12/20/20	at Baltimore Ravens (L, 14-40)	120.8
10/27/19	vs. New York Jets (W, 29-15)	119.6
9/19/19	vs. Tennessee Titans (W, 20-7)	108.2
12/29/19	vs. Indianapolis Colts (W, 38-20)	106.2
12/15/19	at Oakland Raiders (W, 20-16)	102.8
10/6/19	at Carolina Panthers (L, 27-34)	101.9
10/4/20	at Cincinnati Bengals (L, 25-33)	101.1

## COLLEGE HIGHLIGHTS

- ▶ Played his final season at Washington State in 2018, producing 4,779 yards, 38 TDs, 9 INTs and a 147.6 efficiency rating on 468-of-662 (70.7%) passing in 13 games ... Led the NCAA in passing yards per game (367.6) and set Pac-12 and program records in both passing yards and completions ... Finished 5th in Heisman Trophy voting and was the Pac-12 Offensive Player of the Year and Johnny Unitas Golden Arm Award winner ... Also named a finalist for the Walter Camp and Davey O'Brien awards
- ▶ Spent his sophomore and junior years at East Carolina (2016-17), where he completed 293-of-506 (57.9%) attempts for 3,487 yards, 24 TDs, 11 INTs and a 127.1 rating in 17 contests
- ▶ Began his career at Northwest Mississippi C.C., where he led his team to a NJCAA National Championship in 2015

## BIRDSEED

- ▶ Prepped at Brandon (MS) High School ... Is the son of Flint and Kim Minshew ... Flint played football at Millsaps College (MS) and was named to the MC Athletic Hall of Fame ... Kim played basketball at Mississippi State ... Has two younger sisters, Meredith and Callie ... Callie plays volleyball at Mississippi State

## TRANSACTIONS

- ▶ **8/28/21** - Acquired by PHI from JAX in exchange for a conditional 6th round pick... **8/4/20** - Activated from Reserve/COVID-19 ... **8/2/20** - Placed on Reserve/COVID-19 ... **2019** - Drafted by JAX in 6th round (178th overall)



## 2020 GAME-BY-GAME STATISTICS (JACKSONVILLE)

				PASSING										RUSHING					SNAPS	
Date	Opp		GP/S	Att	Cmp	Pct	Yds	Y/A	TD	Int	Lg	Sk/Yds	Rate	Att	Yds	Avg	Lg	TD	No	Pct
Sep 13	Ind	W	1/1	20	19	95.0	173	8.7	3	0	28	4/23	142.3	5	19	3.8	11	0	50	100%
Sep 20	at Ten	L	1/1	45	30	66.7	339	7.5	3	2	45	2/24	92.7	4	19	4.8	11	0	75	99%
Sep 24	Mia	L	1/1	42	30	71.4	275	6.5	0	1	24	4/29	79.0	3	22	7.3	16	0	66	100%
Oct 4	at Cin	L	1/1	40	27	67.5	351	8.8	2	1	33	3/11	101.1	2	9	4.5	7	0	68	100%
Oct 11	at Hou	L	1/1	49	31	63.3	301	6.1	2	0	51	3/8	94.0	4	18	4.5	11	0	75	100%
Oct 18	Det	L	1/1	44	25	56.8	243	5.5	1	1	51	1/12	70.5	3	14	4.7	9	1	64	100%
Oct 25	at LAC	L	1/1	27	14	51.9	173	6.4	2	0	36	5/19	96.7	4	21	5.3	10	0	63	100%
Nov 8	Hou	L	0/0	INACTIVE																
Nov 15	at GB	L	0/0	INACTIVE																
Nov 22	Pit	L	0/0	INACTIVE																
Nov 29	Cle	L	0/0	INACTIVE																
Dec 6	at Min	L	0/0	DID NOT PLAY																
Dec 13	Ten	L	1/0	31	18	58.1	178	5.7	1	0	27	0/0	85.1	2	22	11.0	13	0	39	55%
Dec 20	at Bal	L	1/1	29	22	75.9	226	7.8	2	0	28	5/21	120.8	2	9	4.5	10	0	58	100%
Dec 27	Chi	L	0/0	DID NOT PLAY																
Jan 3	at Ind	L	0/0	INACTIVE																
Totals			9/8	327	216	66.1	2,259	6.9	16	5	51	27/147	95.9	29	153	5.3	16	1	558	54%

## 2019 GAME-BY-GAME STATISTICS (JACKSONVILLE)

				PASSING										RUSHING					SNAPS	
Date	Opp		GP/S	Att	Cmp	Pct	Yds	Y/A	TD	Int	Lg	Sk/Yds	Rate	Att	Yds	Avg	Lg	TD	No	Pct
Sep 8	KC	L	1/0	25	22	88.0	275	11.0	2	1	69	1/3	122.5	1	6	6.0	6	0	47	81%
Sep 15	at Hou	L	1/1	33	23	69.7	213	6.5	1	0	31	4/35	97.2	6	56	9.3	21	0	64	100%
Sep 19	Ten	W	1/1	30	20	66.7	204	6.8	2	0	37	0/0	108.2	4	18	4.5	10	0	54	100%
Sep 29	at Den	W	1/1	33	19	57.6	213	6.5	2	0	32	5/27	97.2	1	2	2.0	2	0	85	100%
Oct 6	at Car	L	1/1	44	26	59.1	374	8.5	2	0	37t	2/16	101.9	7	42	6.0	11	0	83	100%
Oct 13	NO	L	1/1	29	14	48.3	163	5.6	0	1	23	2/12	51.4	2	1	0.5	2	0	58	100%
Oct 20	at Cin	W	1/1	32	15	46.9	255	8.0	1	0	47	2/11	84.8	9	48	5.3	20	0	80	100%
Oct 27	NYJ	W	1/1	34	22	64.7	279	8.2	3	0	70t	2/1	119.6	8	28	3.5	13	0	74	100%
Nov 3	Hou	L	1/1	47	27	57.5	309	6.6	0	2	31	3/8	59.6	4	34	8.5	10	0	66	100%
Nov 17	at Ind	L	0/0	DID NOT PLAY																
Nov 24	at Ten	L	0/0	DID NOT PLAY																
Dec 1	TB	L	1/0	27	16	59.3	147	5.4	1	1	30	2/24	71.1	2	8	4.0	4	0	41	60%
Dec 8	LAC	L	1/1	37	24	64.9	162	4.4	1	0	22	2/7	83.4	6	31	5.2	8	0	66	100%
Dec 15	at Oak	W	1/1	29	17	58.6	201	6.9	2	0	55	2/16	102.8	5	27	5.4	11	0	57	100%
Dec 22	at Atl	L	1/1	31	13	41.9	181	5.8	1	0	42t	3/15	72.1	7	36	5.1	17	0	62	100%
Dec 29	Ind	W	1/1	39	27	69.2	295	7.6	3	1	45	3/9	106.2	5	7	1.4	7	0	69	100%
Totals			14/12	470	285	60.6	3,271	7.0	21	6	70t	33/184	91.2	67	344	5.1	21	0	906	83%

### 3+ PASSING TDs (4)

Date	Opponent	TD
9/20/20	at Tennessee Titans (L, 30-33)	3
9/13/20	vs. Indianapolis Colts (W, 27-20)	3
12/29/19	vs. Indianapolis Colts (W, 38-20)	3
10/27/19	vs. New York Jets (W, 29-15)	3

### 300+ PASSING YARDS (5)

Date	Opponent	Yds
10/6/19	at Carolina Panthers (L, 27-34)	374
10/4/20	at Cincinnati Bengals (L, 25-33)	351
9/20/20	at Tennessee Titans (L, 30-33)	339
11/3/19	vs. Houston Texans (L, 3-26)	309
10/11/20	at Houston Texans (L, 14-30)	301





# STEVEN NELSON

CORNERBACK | 3



**Height:** 5-11 **Weight:** 194 **DOB:** Jan. 22, 1993 (Age 28)

**NFL Experience:** 7th Year (1st with Eagles) **Draft:** D3-15 (98th overall) by KC **Acquired:** FA-21

**College:** Oregon State **Hometown (HS):** Warner Robins, GA (Northside)

## CAREER STATISTICS

Year	Team	GP/S	TACKLES					PASS DEFENSE					FUMBLES			DEF SNAPS	
			Total	Solo	Asst	TFL	Sacks	Int	Yds	Lg	TD	PD	FF	FR	Yds	No	Pct
2015	Kansas City	12/0	8	8	0	0	0.0	0	0	--	0	0	0	0	0	53	5%
2016	Kansas City	15/15	65	59	6	4	0.0	0	0	--	0	16	0	2	0	1,013	91%
2017	Kansas City	9/7	41	33	8	2	0.0	0	0	--	0	4	1	0	0	512	47%
2018	Kansas City	16/16	68	58	10	2	0.0	4	53	35	0	15	0	0	0	1,164	99%
2019	Pittsburgh	15/15	61	52	9	0	0.0	1	33	33	0	8	0	1	0	1,011	94%
2020	Pittsburgh	15/15	48	43	5	2	0.0	2	3	3	0	9	0	1	0	907	88%
2021	Philadelphia	10/10	32	19	13	0	0.0	1	4	4	0	4	0	0	0	666	97%
<b>Totals</b>		<b>92/78</b>	<b>323</b>	<b>272</b>	<b>51</b>	<b>10</b>	<b>0.0</b>	<b>8</b>	<b>93</b>	<b>35</b>	<b>0</b>	<b>56</b>	<b>0</b>	<b>4</b>	<b>0</b>	<b>---</b>	<b>---</b>

## PLAYOFFS

2015	Kansas City	2/0	0	0	0	0	0.0	0	0	--	0	1	0	0	0	5	4%
2016	Kansas City	1/1	5	4	1	0	0.0	0	0	--	0	0	0	0	0	66	99%
2017	Kansas City	1/1	3	2	1	0	0.0	0	0	--	0	1	0	0	0	68	97%
2018	Kansas City	2/2	5	5	0	0	0.0	0	0	--	0	2	0	0	0	145	95%
2020	Pittsburgh	1/1	6	5	1	0	0.0	0	0	--	0	0	0	0	0	67	100%
<b>Totals</b>		<b>7/5</b>	<b>19</b>	<b>16</b>	<b>3</b>	<b>0</b>	<b>0.0</b>	<b>0</b>	<b>0</b>	<b>--</b>	<b>0</b>	<b>4</b>	<b>0</b>	<b>0</b>	<b>0</b>	<b>---</b>	<b>---</b>

## ADDITIONAL STATISTICS

**Special Teams Tackles:** 8 - 2016 (1), 2015 (7)

## CAREER HIGHS

<b>Tackles</b>	9	3x, last: 12/3/17 at NYJ
<b>Sacks</b>	--	---
<b>INTs</b>	2	10/11/20 vs. Phi.
<b>PDs</b>	3	6x, last: 12/13/18 vs. LAC
<b>FFs</b>	1	12/10/17 vs. Oak.
<b>FRs</b>	1	4x, last: 11/15/20 vs. Cin.



## 2021 SEASON - EAGLES

- ▶ Intercepted Panthers QB **Sam Darnold** with 1:57 remaining to help ice the game for the Eagles in their 21-18 comeback win at Car. (10/10/21) ... Also posted 3 tackles with 2 PDs

## 2020 SEASON - STEELERS

- ▶ Ranked 3rd on Pittsburgh's defense with 9 PDs ... Also recorded 48 tackles (43 solo), 2 INTs and 1 FR
- ▶ Recorded a career-high 2 INTs against Eagles QB **Carson Wentz** in the win vs. Phi. (10/11/20) ... His second INT turned into a game-clinching play with 2:18 remaining in the game

## 2019 SEASON - STEELERS

- ▶ Finished with the 4th-most PDs (8) on the team ... Ended the season with 61 tackles (52 solo), 1 INT and 1 FR
- ▶ Intercepted Bills QB **Josh Allen** vs. Buf. (12/15/19)

## 2018 SEASON - CHIEFS

- ▶ Tied for the 7th-most INTs (career-high 4) in the NFL, trailing only **Kyle Fuller** (7), **Xavien Howard** (7), **Damontae Kazee** (7), **Eddie Jackson** (6), **Alec Ogletree** (5) and **Shawn Williams** (5) ... Also finished T-5th in the NFL with 15 PDs, behind Fuller (21), **Stephon Gilmore** (20), **Kareem Jackson** (17) and **Darius Slay** (17)
- ▶ Picked off Cardinals QB **Josh Rosen** and tied his career high with 3 PDs in the 26-14 victory vs. Ari. (11/11/18)
- ▶ Intercepted Chargers QB **Philip Rivers** on the second play of the game and had a career-high-tying 3 PDs at LAC (12/13/18)

## 2021 GAME-BY-GAME STATISTICS (PHI)

Date	Opp	GP/S	Tot	Solo	Sk	Int	PD	FF	FR	Snap	Pct
Sep 12	at Atl	W	1/1	7	3	0.0	0	0	0	72	100%
Sep 19	SF	L	1/1	2	2	0.0	0	1	0	68	97%
Sep 27	at Dal	L	1/1	5	3	0.0	0	0	0	76	99%
Oct 3	KC	L	1/1	1	1	0.0	0	0	0	67	100%
Oct 10	at Car	W	1/1	3	2	0.0	1	2	0	71	100%
Oct 14	TB	L	1/1	5	3	0.0	0	1	0	75	100%
Oct 24	at LV	L	1/1	3	1	0.0	0	0	0	66	100%
Oct 31	at Det	W	1/1	1	1	0.0	0	0	0	46	74%
Nov 7	LAC	L	1/1	4	3	0.0	0	0	0	68	99%
Nov 14	at Den	W	1/1	1	0	0.0	0	0	0	57	98%
Nov 21	NO										
Nov 28	at NYG										
Dec 5	at NYJ										
TBD	Was										
Dec 26	NYG										
Jan 2	at Was										
Jan 9	Dal										
<b>Totals</b>			<b>10/10</b>	<b>32</b>	<b>19</b>	<b>0.0</b>	<b>1</b>	<b>4</b>	<b>0</b>	<b>666</b>	<b>97%</b>

## 2017 SEASON - CHIEFS

- ▶ Logged 41 tackles (22 solo), 2 TFLs, 4 PDs and 1 FF
- ▶ Registered a career-high-tying 9 tackles at NYJ (12/31/17)

## 2016 SEASON - CHIEFS

- ▶ Established a career high with 16 PDs in his first season as a full-time starter ... Added 65 tackles (59 solo) and 2 FRs
- ▶ Posted a career-high in tackles (9) in the win vs. SD (9/11/16)

## 2015 SEASON - CHIEFS

- ▶ Recorded 8 tackles on defense as well as a career-high 7 special teams tackles during his rookie season with Kansas City

## COLLEGE HIGHLIGHTS

- ▶ Played collegiately at Oregon State (2013-14) and the College of the Sequoias (2011-12) ... Earned second-team Pac-12 All-Conference honors during his senior season at Oregon State after producing 60 tackles, 8 PDs and 2 INTs ... Also named All-Pac-12 honorable mention following his junior year
- ▶ Recorded 71 tackles, 19 PDs and 6 INTs during his time at the College of the Sequoias ... Earned All-Northern California Football Association recognition

## BIRDSEED

- ▶ Graduated with a degree in sociology from Oregon State
- ▶ Attended Northside (GA) High School, where he was an All-Middle Georgia selection as a returner and DB during his senior season ... Ran track and placed 1st in the county in the 4x100 relay
- ▶ Is the son of Steven Nelson Sr. and Ylencia Jackson

## TRANSACTIONS

- ▶ **7/25/21** - Agreed to terms with PHI on 1-year contract ... **3/23/21** - Released by PIT ... **3/13/19** - Signed by PIT to 3-year contract ... **10/30/17** - Activated from Reserve/Injured (Designated for Return) ... **10/23/17** - Placed on Reserve/Injured (Designated for Return) ... **9/4/17** - Placed on Reserve/Injured ... **2015** - Drafted by KC in 3rd round (98th overall)

## 2020 GAME-BY-GAME STATISTICS (PIT)

Date	Opp	GP/S	Tot	Solo	Sk	Int	PD	FF	FR	Snap	Pct
Sep 14	at NYG	W	1/1	4	3	0.0	0	0	0	67	99%
Sep 20	Den	W	1/1	3	2	0.0	0	0	0	77	100%
Sep 27	Hou	W	1/1	1	1	0.0	0	0	0	47	100%
Oct 11	Phi	W	1/1	6	5	0.0	2	2	0	59	100%
Oct 18	Cle	W	1/1	3	3	0.0	0	0	0	57	100%
Oct 25	at Ten	W	1/1	4	3	0.0	0	0	0	56	98%
Nov 1	at Bal	W	1/1	4	4	0.0	0	0	0	74	90%
Nov 8	at Dal	W	1/1	2	2	0.0	0	0	0	67	93%
Nov 15	Cin	W	1/1	2	2	0.0	0	1	0	60	92%
Nov 22	at Jax	W	1/1	1	1	0.0	0	0	0	53	91%
Dec 2	Bal	W	1/1	1	1	0.0	0	0	0	48	91%
Dec 7	Was	L	0/0	INACTIVE							
Dec 13	at Buf	L	1/1	6	5	0.0	0	3	0	74	99%
Dec 21	at Cin	L	1/1	2	2	0.0	0	2	0	56	100%
Dec 27	Ind	W	1/1	6	6	0.0	0	0	0	69	100%
Jan 3	at Cle	L	1/1	3	3	0.0	0	1	0	43	69%
<b>Totals</b>			<b>15/15</b>	<b>48</b>	<b>43</b>	<b>0.0</b>	<b>2</b>	<b>9</b>	<b>0</b>	<b>907</b>	<b>88%</b>

## PLAYOFFS

Jan 10	Cle	L	1/1	6	5	0.0	0	0	0	67	100%
<b>Totals</b>			<b>1/1</b>	<b>6</b>	<b>5</b>	<b>0.0</b>	<b>0</b>	<b>0</b>	<b>0</b>	<b>67</b>	<b>100%</b>

**Nicknames:** Steve and Nelly ... **Hobbies:** Anything outdoors such as fishing, hunting and hiking ... **Biggest inspiration in his life:** "My grandfather, just for the simple fact that he helped mold me as a man and showed me those core values when it comes to family and just being together. He definitely inspired me to be who I am." ... **If he could play another sport, what position/team:** Guard, Los Angeles Lakers ... **Favorite athlete growing up:** Michael Vick ... **Favorite meal:** Mediterranean food ... **Bucket list:** Travel through Europe ... **Favorite music:** R&B, hip-hop and reggae ... **Favorite movie:** John Wick



## 2019 GAME-BY-GAME STATISTICS (PIT)

Date	Opp		GP/S	Tot	Solo	Sk	Int	PD	FF	FR	Snap	Pct
Sep 8	at NE	L	1/1	3	1	0.0	0	0	0	0	70	100%
Sep 15	Sea	L	1/1	7	6	0.0	0	1	0	0	78	100%
Sep 22	at SF	L	1/1	4	4	0.0	0	0	0	0	79	100%
Sep 30	Cin	W	1/1	3	2	0.0	0	0	0	0	66	100%
Oct 6	Bal	L	1/1	4	3	0.0	0	1	0	0	78	99%
Oct 13	at LAC	W	0/0	INACTIVE								
Oct 28	Mia	W	1/1	1	1	0.0	0	0	0	1	57	100%
Nov 3	Ind	W	1/1	7	6	0.0	0	0	0	0	68	97%
Nov 10	LAR	W	1/1	2	2	0.0	0	1	0	0	75	100%
Nov 14	at Cle	L	1/1	4	3	0.0	0	1	0	0	68	97%
Nov 24	at Cin	W	1/1	3	2	0.0	0	1	0	0	57	100%
Dec 1	Cle	W	1/1	5	5	0.0	0	0	0	0	66	100%
Dec 8	at Ari	W	1/1	7	6	0.0	0	0	0	0	58	100%
Dec 15	Buf	L	1/1	6	6	0.0	1	1	0	0	65	100%
Dec 22	at NYJ	L	1/1	1	1	0.0	0	0	0	0	58	95%
Dec 29	at Bal	L	1/1	4	4	0.0	0	2	0	0	68	100%
<b>Totals</b>			<b>15/15</b>	<b>61</b>	<b>52</b>	<b>0.0</b>	<b>1</b>	<b>8</b>	<b>0</b>	<b>1</b>	<b>1,011</b>	<b>94%</b>

## 2018 GAME-BY-GAME STATISTICS (KC)

Date	Opp		GP/S	Tot	Solo	Sk	Int	PD	FF	FR	Snap	Pct
Sep 9	at LAC	W	1/1	8	4	0.0	0		0	0	82	100%
Sep 16	at Pit	W	1/1	3	3	0.0	0		0	0	81	99%
Sep 23	SF	W	1/1	3	3	0.0	0		0	0	68	100%
Oct 1	at Den	W	1/1	3	3	0.0	0		0	0	60	100%
Oct 7	Jax	W	1/1	3	2	0.0	1		0	0	83	100%
Oct 14	at NE	L	1/1	4	4	0.0	0		0	0	78	100%
Oct 21	Cin	W	1/1	1	1	0.0	0		0	0	48	84%
Oct 28	Den	W	1/1	5	4	0.0	0		0	0	73	100%
Nov 4	at Cle	W	1/1	8	8	0.0	1		0	0	74	99%
Nov 11	Ari	W	1/1	0	0	0.0	1		0	0	73	100%
Nov 19	at LAR	L	1/1	6	5	0.0	0		0	0	80	100%
Dec 2	at Oak	W	1/1	6	5	0.0	0		0	0	76	100%
Dec 9	Bal	W	1/1	3	3	0.0	0		0	0	71	100%
Dec 13	LAC	L	1/1	4	3	0.0	1		0	0	74	100%
Dec 23	at Sea	L	1/1	6	5	0.0	0		0	0	80	100%
Dec 30	Oak	W	1/1	5	5	0.0	0		0	0	63	95%
<b>Totals</b>			<b>16/16</b>	<b>68</b>	<b>58</b>	<b>0.0</b>	<b>4</b>	<b>15</b>	<b>0</b>	<b>0</b>	<b>1,164</b>	<b>99%</b>

## PLAYOFFS

Jan 12	Ind	W	1/1	2	2	0.0	0	1	0	0	48	86%
Jan 20	NE	L	1/1	3	3	0.0	0	1	0	0	97	100%
<b>Totals</b>			<b>2/2</b>	<b>5</b>	<b>5</b>	<b>0.0</b>	<b>0</b>	<b>2</b>	<b>0</b>	<b>0</b>	<b>145</b>	<b>95%</b>

## 2017 GAME-BY-GAME STATISTICS (KC)

Date	Opp		GP/S	Tot	Solo	Sk	Int	PD	FF	FR	Snap	Pct
Sep 7	at NE	W	0/0	RESERVE/INJURED								
Sep 17	Phi	W	0/0	RESERVE/INJURED								
Sep 24	at LAC	W	0/0	RESERVE/INJURED								
Oct 2	Was	W	0/0	RESERVE/INJURED								
Oct 8	at Hou	W	0/0	RESERVE/INJURED								
Oct 15	Pit	L	0/0	RESERVE/INJURED								
Oct 19	at Oak	L	0/0	RESERVE/INJURED								
Oct 30	Den	W	1/0	4	2	0.0	0	1	0	0	53	73%
Nov 5	at Dal	L	1/1	5	5	0.0	0	0	0	0	64	96%
Nov 19	at NYG	L	1/1	5	5	0.0	0	2	0	0	66	96%
Nov 26	Buf	L	1/1	5	5	0.0	0	0	0	0	69	100%
Dec 3	at NYJ	L	1/1	9	7	0.0	0	0	0	0	75	82%
Dec 10	Oak	W	1/1	4	3	0.0	0	1	1	0	61	100%
Dec 16	LAC	W	1/1	4	3	0.0	0	0	0	0	64	100%
Dec 24	Mia	W	1/1	5	3	0.0	0	0	0	0	56	100%
Dec 31	at Den	W	1/0	0	0	0.0	0	0	0	0	4	6%
<b>Totals</b>			<b>9/7</b>	<b>41</b>	<b>33</b>	<b>0.0</b>	<b>0</b>	<b>4</b>	<b>1</b>	<b>0</b>	<b>512</b>	<b>47%</b>
<b>PLAYOFFS</b>												
Jan 6	Ten	L	1/1	3	2	0.0	0	1	0	0	68	97%
<b>Totals</b>			<b>1/1</b>	<b>3</b>	<b>2</b>	<b>0.0</b>	<b>0</b>	<b>1</b>	<b>0</b>	<b>0</b>	<b>68</b>	<b>97%</b>

## 2016 GAME-BY-GAME STATISTICS (KC)


Date	Opp		GP/S	Tot	Solo	Sk	Int	PD	FF	FR	Snap	Pct
Sep 11	SD	W	1/1	9	9	0.0	0	0	0	0	70	96%
Sep 18	at Hou	L	1/1	1	1	0.0	0	0	0	0	70	97%
Sep 25	NYJ	W	1/1	3	3	0.0	0	3	0	0	68	100%
Oct 2	at Pit	L	1/1	2	2	0.0	0	0	0	0	53	90%
Oct 16	at Oak	W	1/1	3	1	0.0	0	0	0	0	55	98%
Oct 23	NO	W	1/1	9	8	0.0	0	0	0	0	75	100%
Oct 30	at Ind	W	1/1	2	2	0.0	0	2	0	0	66	100%
Nov 6	Jax	W	1/1	2	2	0.0	0	3	0	1	76	99%
Nov 13	at Car	W	1/1	6	4	0.0	0	1	0	0	71	97%
Nov 20	TB	L	1/1	7	7	0.0	0	1	0	1	77	100%
Nov 27	at Den	W	0/0	INACTIVE								
Dec 4	at Atl	W	1/1	6	6	0.0	0	1	0	0	72	99%
Dec 8	Oak	W	1/1	2	2	0.0	0	2	0	0	74	99%
Dec 18	Ten	L	1/1	8	7	0.0	0	1	0	0	63	95%
Dec 25	Den	W	1/1	2	2	0.0	0	1	0	0	59	98%
Jan 1	at SD	W	1/1	3	3	0.0	0	0	0	0	64	97%
<b>Totals</b>			<b>15/15</b>	<b>65</b>	<b>59</b>	<b>0.0</b>	<b>0</b>	<b>16</b>	<b>0</b>	<b>2</b>	<b>1,013</b>	<b>91%</b>
<b>PLAYOFFS</b>												
Jan 15	Pit	L	1/1	5	4	0.0	0	0	0	0	66	99%
<b>Totals</b>			<b>1/1</b>	<b>5</b>	<b>4</b>	<b>0.0</b>	<b>0</b>	<b>0</b>	<b>0</b>	<b>0</b>	<b>66</b>	<b>99%</b>

## 2015 GAME-BY-GAME STATISTICS (KC)

Date	Opp	GP/S	Tot	Solo	Sk	Int	PD	FF	FR	Snap	Pct
Sep 13	at Hou	W	0/0	INACTIVE							
Sep 17	Den	L	0/0	INACTIVE							
Sep 28	at GB	L	0/0	INACTIVE							
Oct 4	at Cin	L	0/0	INACTIVE							
Oct 11	Chi	L	1/0	0	0	0.0	0	0	0	0	0%
Oct 18	at Min	L	1/0	1	1	0.0	0	0	0	14	20%
Oct 25	Pit	W	1/0	1	1	0.0	0	0	0	21	37%
Nov 1	Det	W	1/0	0	0	0.0	0	0	0	7	12%
Nov 15	at Den	W	1/0	0	0	0.0	0	0	0	2	3%
Nov 22	at SD	W	1/0	0	0	0.0	0	0	0	5	8%
Nov 29	Buf	W	1/0	3	3	0.0	0	0	0	0	0%
Dec 6	at Oak	W	1/0	0	0	0.0	0	0	0	0	0%
Dec 13	SD	W	1/0	1	1	0.0	0	0	0	0	0%
Dec 20	at Bal	W	1/0	1	1	0.0	0	0	0	4	6%
Dec 27	Cle	W	1/0	0	0	0.0	0	0	0	0	0%
Jan 3	Oak	W	1/0	1	1	0.0	0	0	0	0	0%
<b>Totals</b>			<b>12/0</b>	<b>8</b>	<b>8</b>	<b>0.0</b>	<b>0</b>	<b>0</b>	<b>0</b>	<b>53</b>	<b>5%</b>
PLAYOFFS											
Jan 9	at Hou	W	1/0	0	0	0.0	0	1	0	5	8%
Jan 16	at NE	L	1/0	0	0	0.0	0	0	0	0	0%
<b>Totals</b>			<b>2/0</b>	<b>0</b>	<b>0</b>	<b>0.0</b>	<b>0</b>	<b>1</b>	<b>0</b>	<b>5</b>	<b>4%</b>







# SUA OPETA

**GUARD | 78**

*(pronounced SUE-uh OH-petta)*



**Height:** 6-4 **Weight:** 305 **DOB:** Aug. 15, 1996 (Age 25)

**NFL Experience:** 2nd Year (2nd with Eagles) **Draft:** UDFA-19 by PHI

**College:** Weber State **Hometown (HS):** Stansbury Park, UT (Stansbury)

## CAREER STATISTICS

			STARTS		OFF SNAPS	
Year	Team	GP/S	LG	RG	No	Pct
2019	Philadelphia	0/0	0	0	0	0%
2020	Philadelphia	8/2	2	0	170	15%
2021	Philadelphia	3/0	0	0	7	1%
<b>Totals</b>		<b>11/2</b>	<b>2</b>	<b>0</b>	<b>---</b>	<b>---</b>
PLAYOFFS						
2019	Philadelphia	0/0	0	0	0	0%
<b>Totals</b>		<b>0/0</b>	<b>0</b>	<b>0</b>	<b>---</b>	<b>---</b>

**Hobbies:** Fishing and camping ... **Favorite athlete growing up:** Vernon Davis... **Favorite music:** R&B ... **Favorite movie:** Hitmen ... **Favorite sport moment:** Winning back-to-back Big Sky Conference championships during his time at Weber State

## CAREER HIGHLIGHTS

- Appeared in eight contests in 2020, including two starts at LG ... Started his first career game vs. NYG (10/22/20)

## COLLEGE HIGHLIGHTS

- Played in 50 games over four years at Weber State ... Saw action in every contest in each of his final three seasons ... A two-time All-America and two-time first-team All-Big Sky honoree
- As a senior in 2018, voted a consensus All-American as well as first-team All-Big Sky after starting all 13 games and serving as a team captain ... Part of a Wildcats team that won 10 games and a league title, earning a No. 2 playoff seed
- Started all 14 games as a junior in 2017 as part of Weber State's historic year that included a Big Sky title, a school-record 11 wins and two FCS playoff victories ... Finished the season earning All-America and All-Big Sky recognition
- Named honorable mention all-conference following his sophomore campaign in 2016, starting all 12 games on the OL after transitioning from defense during spring practices

## BIRDSEED

- Has a bachelor's degree in human performance management
- Given name is Isosua (pronounced yo-SUE-uh) ... Is the son of Amerika and Christy Opetta and has a twin brother, Isaia, and a sister, Malia ... Attended Stansbury (UT) High School, where he received all-state and all-region accolades

## TRANSACTIONS

- **10/18/21** - Activated from Reserve/COVID-19 ... **10/5/21** - Placed on Reserve/COVID-19 ... **9/29/21** - Signed by PHI to active roster from practice squad ... **9/27/21** - Elevated by PHI from practice squad for Week 3 vs. Dallas ... **9/1/21** - Signed by PHI to practice squad ... **8/31/21** - Waived by PHI ... **11/28/20** - Placed on Reserve/Injured ... **9/15/20** - Signed by PHI to active roster from practice squad ... **9/12/20** - Elevated by PHI from practice squad for Week 1 at Washington ... **9/6/20** - Signed by PHI to practice squad ... **9/5/20** - Waived by PHI ... **12/3/19** - Signed by PHI to active roster from practice squad ... **9/1/19** - Signed by PHI to practice squad ... **8/31/19** - Waived by PHI ... **2019** - Signed by PHI as UDFA





# JOE OSTMAN

LINEBACKER

(pronounced OAST-min)



**Height:** 6-3 **Weight:** 259 **DOB:** July 12, 1995 (Age 26)

**NFL Experience:** 2nd Year (2nd with Eagles) **Draft:** UDFA-18 by PHI

**College:** Central Michigan **Hometown (HS):** St. Ignace, MI (LaSalle)

RESERVE/INJURED

## CAREER STATISTICS

Year	Team	GP/S	TACKLES					PASS DEFENSE					FUMBLES			DEF SNAPS	
			Total	Solo	Asst	TFL	Sacks	Int	Yds	Lg	TD	PD	FF	FR	Yds	No	Pct
2019	Philadelphia	0/0	RESERVE/INJURED (8/6/19)														
2020	Philadelphia	3/0	1	1	0	0	0.0	0	0	--	0	0	0	0	0	29	3%
2021	Philadelphia	0/0	RESERVE/INJURED (8/25/21)														
<b>Totals</b>		<b>3/0</b>	<b>1</b>	<b>1</b>	<b>0</b>	<b>0</b>	<b>0.0</b>	<b>0</b>	<b>0</b>	<b>--</b>	<b>0</b>	<b>0</b>	<b>0</b>	<b>0</b>	<b>0</b>	<b>---</b>	<b>---</b>

## ADDITIONAL STATISTICS

Special Teams Tackles: 1 - 2020 (1)

## CAREER HIGHS

Tackles	1	11/22/20 at Cle.
Sacks	--	---
INTs	--	---
PDs	--	---
FFs	--	---
FRs	--	---

## 2021 SEASON - EAGLES



## 2020 SEASON - EAGLES



Played in 29 defensive snaps (3%) and 42 special teams snaps (10%) over three contests in his first career NFL action with the Eagles ... Registered 1 solo tackle (11/22/20 at Cleveland) as well as 1 special teams tackle (1/3/21 vs. Washington)

## COLLEGE HIGHLIGHTS



One of Central Michigan's all-time leaders in tackles (220), TFLs (45.5) and sacks (26.0) ... Named the Co-Defensive Player of the Year for Central Michigan following the 2016-17 seasons



Received first-team All-MAC honors as a senior in 2017 after totaling 60 tackles (34 solo), 19.5 TFLs and 13.0 sacks (ranked 2nd in the nation, behind Illinois' Sutton Smith - 14.0)

## BIRDSEED



Before entering the NFL, worked at his family bakery, Mackinaw Bakery ... The bakery was his first job and it has been in his family for three generations, starting with his great grandfather



While at Central Michigan, was awarded the 2017 Famous Idaho Potato Bowl Humanitarian Award and received 2016 MAC Academic Team and MAC Scholar Athlete of the Week honors



Attended LaSalle (MI) High School, where he was a four-year letterwinner playing LB and TE ... Honored as both the Ski Valley Conference North Defensive and Conference Player of the Year ... Led the Saints to a conference championship and advanced to the state semifinals during his junior and senior campaigns



Also wrestled in high school and was a three-time Michigan state champion ... Owns multiple school wrestling records, including consecutive wins (141) and wins in a season (57)

**Hobbies:** Ice fishing, working at his family's bakery ... **Bucket list:** Take a trip to Alaska ... **If he could play another sport, what position/team:** First baseman, Detroit Tigers ... **'Welcome to the NFL' moment:** Going up against Lane Johnson in practice ... **If he could be any superhero:** Spider-Man ... **Career if he wasn't playing football:** Sports medicine ... **Favorite TV show:** Friday Night Lights ... **Favorite movie:** Law Abiding Citizen ... **Favorite music:** Rap and country ... **Favorite meal:** Parmesan and artichoke chicken ... **Favorite athlete growing up:** Calvin Johnson



2020 GAME-BY-GAME STATISTICS (PHI)												
Date	Opp	GP/S	Tot	Solo	Sk	Int	PD	FF	FR	Snap	Pct	
Sep 13	at Was	L	---									EAGLES PRACTICE SQUAD
Sep 20	LAR	L	---									EAGLES PRACTICE SQUAD
Sep 27	Cin	T	---									EAGLES PRACTICE SQUAD
Oct 4	at SF	W	---									EAGLES PRACTICE SQUAD
Oct 11	at Pit	L	---									EAGLES PRACTICE SQUAD
Oct 18	Bal	L	---									EAGLES PRACTICE SQUAD
Oct 22	NYG	W	---									EAGLES PRACTICE SQUAD
Nov 1	Dal	W	---									EAGLES PRACTICE SQUAD
Nov 15	at NYG	L	---									EAGLES PRACTICE SQUAD
Nov 22	at Cle	L	1/0	1	1	0.0	0	0	0	0	9	13%
Nov 30	Sea	L	---									EAGLES PRACTICE SQUAD
Dec 6	at GB	L	---									EAGLES PRACTICE SQUAD
Dec 13	NO	W	---									EAGLES PRACTICE SQUAD
Dec 20	at Ari	L	---									EAGLES PRACTICE SQUAD
Dec 27	at Dal	L	1/0	0	0	0.0	0	0	0	0	9	13%
Jan 3	Was	L	1/0	0	0	0.0	0	0	0	0	11	17%
<b>Totals</b>			<b>3/0</b>	<b>1</b>	<b>1</b>	<b>0.0</b>	<b>0</b>	<b>0</b>	<b>0</b>	<b>0</b>	<b>29</b>	<b>3%</b>



## TRANSACTIONS

► **8/25/21** - Placed on Reserve/Injured ... **8/24/21** - Waived/injured by PHI ... **1/4/21** - Signed by PHI to reserve/future contract ... **1/2/21** - Elevated by PHI from practice squad for Week 17 vs. Washington ... **12/26/20** - Elevated by PHI from practice squad for Week 16 at Dallas ... **11/21/20** - Elevated by PHI from practice squad as COVID-19 replacement for Week 11 at Cleveland ... **9/6/20** - Signed by PHI to practice squad ... **9/5/20** - Waived by PHI ... **8/6/19** - Placed on Reserve/Injured ... **1/14/19** - Signed by PHI to reserve/future contract ... **9/2/18** - Signed by PHI to practice squad ... **9/1/18** - Waived by PHI ... **2018** - Signed by PHI as UDFA





# JALEN REAGOR

WIDE RECEIVER | 18

(pronounced RAY-gur)



**Height:** 5-11 **Weight:** 197 **DOB:** Jan. 2, 1999 (Age 22)

**NFL Experience:** 2nd Year (2nd with Eagles) **Draft:** D1-20 (21st overall) by PHI

**College:** TCU **Hometown (HS):** Waxahachie, TX (Waxahachie)

## CAREER STATISTICS

Year	Team	GP/S	RECEIVING					OFF SNAPS	
			Rec	Yds	Avg	Lg	TD	No	Pct
2020	Philadelphia	11/11	31	396	12.8	55	1	510	45%
2021	Philadelphia	10/8	22	171	7.8	24	2	431	68%
<b>Totals</b>		<b>21/19</b>	<b>53</b>	<b>567</b>	<b>10.7</b>	<b>55</b>	<b>3</b>	---	---

## ADDITIONAL STATISTICS

**Fumbles/Lost:** 3/0 - 2021 (1/0), 2020 (2/0) **Fumble Recoveries:** 1 - 2020 (1)

**Rushing:** 9-51 - 2021 (5-25), 2020 (4-26) **Kick Returns:** 5-139 - 2021 (5-139)

**Punt Returns:** 18-161-1 - 2021 (14-67), 2020 (4-94-1) ... **Misc. Tackles:** 1 - 2021 (1)

## CAREER HIGHS

<b>Receptions</b>	6	9/12/21 at Atl.
<b>Receiving Yards</b>	55	9/13/20 at Was.
<b>Receiving Long</b>	55	9/13/20 at Was.
<b>Receiving TDs</b>	1	3x, last: 10/24/21 at LV

**Hobbies:** Music, shopping ... **Surprisingly good at:** Basketball ...

**Player he models his game after:** Stefon Diggs ... **Favorite quote:**

"Hard work beats talent when talent doesn't work hard." - Kevin

Durant ... **Favorite movie:** *The Great Gatsby* ... **Favorite TV show:**

*Martin* ... **Favorite meal:** Hot wings with lemon pepper sprinkles



## 2021 SEASON - EAGLES

- ▶ Hauled in a 17-yard TD pass from **Jalen Hurts** at LV (10/24/21)
- ▶ Logged a career-high 6 receptions for 49 yards and 1 TD in the 32-6 win at Atl. (9/12/21) ... Hauled in a 23-yard TD during the fourth quarter of the season-opening victory

## 2020 SEASON - EAGLES

- ▶ Caught 31 passes for 396 yards (12.8 avg.) and 1 TD as a rookie ... Also returned 4 punts for 94 yards (23.5 avg.) and 1 TD
- ▶ Registered a career-long 73-yard punt return TD at GB (12/6/20) ... Marked the longest punt return TD by an Eagles rookie since **Damaris Johnson's** 98-yard TD on 12/2/12 at Dallas
- ▶ Hauled in his first career TD in the win vs. Dal. (11/1/20)
- ▶ Posted a career-long 55-yard reception to erase a third-and-22 in the first quarter of the season opener at Was. (9/13/20)

## COLLEGE HIGHLIGHTS

- ▶ A standout WR and PR at TCU (2017-19) who recorded 148 receptions for 2,248 yards (15.2 avg.) and 22 TDs while returning 23 punts for 409 yards (17.8 avg.) and 2 TDs in 39 games
- ▶ Finished his career with the 2nd-most receiving TDs, 6th-most receiving yards and 7th-most receptions in school history ... Is the Horned Frogs' all-time leader in punt return average
- ▶ Named a *Sports Illustrated* All-American as an all-purpose player and earned All-Big 12 honors as a junior in 2019 ... Led TCU in receptions (43), yards (611) and TDs (5) and finished as one of two FBS players with multiple punt return TDs ... Ranked 2nd in the nation with a school-record 20.8 punt return average
- ▶ Received All-Big 12 recognition following his sophomore year in 2018, when he led the team and ranked 2nd in TCU single-season history with career highs in receptions (72), receiving yards (1,061) and receiving TDs (9 - 5th-most in program history) ... Led the Big 12 in percentage of his team's receptions at 30.1% (72 of 239), which was the highest mark by a Horned Frog in 18 seasons ... Also set a TCU record with TD receptions in 7 straight games

## BIRDSEED

- ▶ Attended Waxahachie (TX) High School, where he totaled 50 receptions for 967 yards and 14 TDs as a senior
- ▶ Is the son of **Montae Reagor**, who played nine NFL seasons, including 2007 with Philadelphia ... Montae was a teammate of Eagles WRs coach **Aaron Moorehead** in Indianapolis and helped the Colts win Super Bowl XLI in 2006

## TRANSACTIONS

- ▶ **10/31/20** - Activated from Reserve/Injured ... **9/30/20** - Placed on Reserve/Injured ... **2020** - Drafted by PHI in 1st round (21st overall)



2021 GAME-BY-GAME STATISTICS (PHI)										
				RECEIVING					SNAPS	
Date	Opp		GP/S	Rec	Yds	Avg	Lg	TD	No	Pct
Sep 12	at Atl	W	1/0	6	49	8.2	23t	1	50	70%
Sep 19	SF	L	1/1	2	5	2.5	4	0	42	72%
Sep 27	at Dal	L	1/1	5	53	10.6	24	0	50	86%
Oct 3	KC	L	1/1	1	9	9.0	9	0	52	70%
Oct 10	at Car	W	1/1	3	24	8.0	15	0	47	70%
Oct 14	TB	L	1/1	0	0	---	--	0	43	83%
Oct 24	at LV	L	1/1	2	25	12.5	17t	1	56	81%
Oct 31	at Det	W	1/1	1	0	0.0	0	0	12	18%
Nov 7	LAC	L	1/1	1	-6	-6.0	-6	0	29	51%
Nov 14	at Den	W	1/0	1	12	12.0	12	0	50	78%
Nov 21	NO									
Nov 28	at NYG									
Dec 5	at NYJ									
TBD	Was									
Dec 26	NYG									
Jan 2	at Was									
Jan 9	Dal									
<b>Totals</b>			<b>10/8</b>	<b>22</b>	<b>171</b>	<b>7.8</b>	<b>24</b>	<b>2</b>	<b>431</b>	<b>68%</b>

2020 GAME-BY-GAME STATISTICS (PHI)										
				RECEIVING					SNAPS	
Date	Opp		GP/S	Rec	Yds	Avg	Lg	TD	No	Pct
Sep 13	at Was	L	1/1	1	55	55.0	55	0	40	59%
Sep 20	LAR	L	1/1	4	41	10.3	16	0	60	85%
Sep 27	Cin	T	0/0	INACTIVE						
Oct 4	at SF	W	0/0	RESERVE/INJURED						
Oct 11	at Pit	L	0/0	RESERVE/INJURED						
Oct 18	Bal	L	0/0	RESERVE/INJURED						
Oct 22	NYG	W	0/0	RESERVE/INJURED						
Nov 1	Dal	W	1/1	3	16	5.3	8	1	46	73%
Nov 15	at NYG	L	1/1	4	47	11.8	16	0	59	88%
Nov 22	at Cle	L	1/1	4	52	13.0	18	0	63	93%
Nov 30	Sea	L	1/1	3	11	3.7	8	0	43	61%
Dec 6	at GB	L	1/1	1	34	34.0	34	0	44	71%
Dec 13	NO	W	1/1	2	46	23.0	39	0	47	68%
Dec 20	at Ari	L	1/1	5	49	9.8	23	0	46	55%
Dec 27	at Dal	L	1/1	3	30	10.0	15	0	43	59%
Jan 3	Was	L	1/1	1	15	15.0	15	0	19	29%
<b>Totals</b>			<b>11/11</b>	<b>31</b>	<b>396</b>	<b>12.8</b>	<b>55</b>	<b>1</b>	<b>510</b>	<b>45%</b>



# HASSAN RIDGEWAY

DEFENSIVE TACKLE | 98



**Height:** 6-3 **Weight:** 305 **DOB:** Nov. 2, 1994 (Age 27)

**NFL Experience:** 6th Year (3rd with Eagles) **Draft:** D4-16 (116th overall) by IND **Acquired:** T-Ind-19

**College:** Texas **Hometown (HS):** Mansfield, TX (Mansfield)

## CAREER STATISTICS

Year	Team	GP/S	TACKLES					PASS DEFENSE					FUMBLES			DEF SNAPS	
			Total	Solo	Asst	TFL	Sacks	Int	Yds	Lg	TD	PD	FF	FR	Yds	No	Pct
2016	Indianapolis	16/5	21	8	13	2	1.5	0	0	--	0	1	0	0	0	442	41%
2017	Indianapolis	13/1	14	5	9	3	3.0	0	0	--	0	0	0	0	0	177	16%
2018	Indianapolis	5/0	6	5	1	1	0.0	0	0	--	0	0	0	0	0	65	6%
2019	Philadelphia	7/5	10	7	3	6	2.0	0	0	--	0	0	0	0	0	252	24%
2020	Philadelphia	7/0	11	8	3	1	1.0	0	0	--	0	0	0	0	0	137	12%
2021	Philadelphia	10/0	12	4	8	1	2.0	0	0	--	0	0	1	0	0	213	31%
<b>Totals</b>		<b>58/11</b>	<b>74</b>	<b>37</b>	<b>37</b>	<b>14</b>	<b>9.5</b>	<b>0</b>	<b>0</b>	<b>--</b>	<b>0</b>	<b>1</b>	<b>1</b>	<b>0</b>	<b>0</b>	<b>---</b>	<b>---</b>

## PLAYOFFS

2018	Indianapolis	2/0	3	1	2	1	0.5	0	0	--	0	0	0	0	0	39	25%
2020	Philadelphia	0/0	RESERVE/INJURED (10/23/19)														
<b>Totals</b>		<b>2/0</b>	<b>3</b>	<b>1</b>	<b>2</b>	<b>1</b>	<b>0.5</b>	<b>0</b>	<b>0</b>	<b>--</b>	<b>0</b>	<b>0</b>	<b>0</b>	<b>0</b>	<b>0</b>	<b>---</b>	<b>---</b>

## ADDITIONAL STATISTICS

**Blocked PATs:** 2 - 2020 (1), 2016 (1)

## CAREER HIGHS

<b>Tackles</b>	5	12/11/16 vs. Hou.
<b>Sacks</b>	1.0	9x, last: 10/31/21 at Det.
<b>INTs</b>	--	---
<b>PDs</b>	1	10/2/16 at Jax.
<b>FFs</b>	--	---
<b>FRs</b>	--	---

**First job:** Security guard ... **Surprisingly good at:** Cooking ... **Bucket list:** Learn how to swim ... **Biggest pet peeve:** Getting woken up ... **If he could play another sport, what position:** Basketball, power forward ... **Moment left starstruck:** "Going through the combine and realizing the position you are in." ... **Favorite music/artist:** Hip-hop, R&B, J. Cole ... **Favorite athlete:** Shaquille O'Neal ... **Favorite meal:** Jambalaya

## 2021 SEASON - EAGLES

- ▶ Strip-sacked Lions QB **Jared Goff** to end the 3rd quarter in the win at Det. (10/31/21)
- ▶ Sacked Falcons QB **Matt Ryan** in the 4th quarter at Atl. (9/12/21)

## 2020 SEASON - EAGLES

- ▶ Produced 11 tackles (8 solo), 1 TFL and 1.0 sack
- ▶ Blocked a PAT attempt by Rams K **Samuel Sloman** in the fourth quarter vs. LAR (9/20/20) ... Marked his second career block

## 2019 SEASON - EAGLES

- ▶ Posted 10 tackles (7 solo), 6 TFLs and 2.0 sacks
- ▶ Registered his first sack as an Eagle when he brought down Jets QB **Luke Falk** in the fourth quarter of the team's 10.0-sack performance in the 31-6 victory vs. NYJ (10/6/19)

## 2018 SEASON - COLTS

- ▶ Saw action in five regular-season games and two playoff contests ... Combined for 9 tackles (6 solo) and 0.5 sacks
- ▶ In his first career playoff game, registered 2 tackles and 0.5 sacks in the AFC Wild Card round at Hou. (1/5/19)

## 2017 SEASON - COLTS

- ▶ Totaled 14 tackles (5 solo), including 3 TFLs, and a career-high 3.0 sacks in his second season with the Colts

## 2016 SEASON - COLTS

- ▶ Competed in all 16 games (five starts) during his rookie year and produced a career-high 23 tackles (9 solo) with 2 TFLs, 1.5 sacks, 1 PD and 1 blocked PAT attempt (12/24/16 at Oakland)



## 2021 GAME-BY-GAME STATISTICS (PHI)

Date	Opp		GP/S	Tot	Solo	Sk	Int	PD	FF	FR	Snaps	Pct
Sep 12	at Atl	W	1/0	2	1	1.0	0	0	0	0	26	36%
Sep 19	SF	L	1/0	1	1	0.0	0	0	0	0	25	36%
Sep 27	at Dal	L	1/0	2	0	0.0	0	0	0	0	26	34%
Oct 3	KC	L	1/0	0	0	0.0	0	0	0	0	21	31%
Oct 10	at Car	W	1/0	0	0	0.0	0	0	0	0	21	30%
Oct 14	TB	L	1/0	2	0	0.0	0	0	0	0	17	23%
Oct 24	at LV	L	1/0	2	1	0.0	0	0	0	0	19	29%
Oct 31	at Det	W	1/0	1	1	1.0	0	0	1	0	27	44%
Nov 7	LAC	L	1/0	2	0	0.0	0	0	0	0	18	26%
Nov 14	at Den	W	1/0	0	0	0.0	0	0	0	0	13	22%
Nov 21	NO											
Nov 28	at NYG											
Dec 5	at NYJ											
TBD	Was											
Dec 26	NYG											
Jan 2	at Was											
Jan 9	Dal											
Totals			10/0	12	4	2.0	0	0	1	0	213	31%

## 2020 GAME-BY-GAME STATISTICS (PHI)

Date	Opp		GP/S	Tot	Solo	Sk	Int	PD	FF	FR	Snap	Pct
Sep 13	at Was	L	1/0	4	3	0.0	0	0	0	0	30	43%
Sep 20	LAR	L	1/0	2	2	0.0	0	0	0	0	23	33%
Sep 27	Cin	T	1/0	0	0	0.0	0	0	0	0	15	21%
Oct 4	at SF	W	1/0	1	0	1.0	0	0	0	0	23	32%
Oct 11	at Pit	L	1/0	2	1	0.0	0	0	0	0	24	32%
Oct 18	Bal	L	1/0	1	1	0.0	0	0	0	0	15	21%
Oct 22	NYG	W	1/0	1	1	0.0	0	0	0	0	7	12%
Nov 1	Dal	W	0/0	RESERVE/INJURED								
Nov 15	at NYG	L	0/0	RESERVE/INJURED								
Nov 22	at Cle	L	0/0	RESERVE/INJURED								
Nov 30	Sea	L	0/0	RESERVE/INJURED								
Dec 6	at GB	L	0/0	RESERVE/INJURED								
Dec 13	NO	W	0/0	RESERVE/INJURED								
Dec 20	at Ari	L	0/0	RESERVE/INJURED								
Dec 27	at Dal	L	0/0	RESERVE/INJURED								
Jan 3	Was	L	0/0	RESERVE/INJURED								
Totals			7/0	11	8	1.0	0	0	0	0	137	12%

## COLLEGE HIGHLIGHTS

- ▶ Played in 36 career games (18 starts) with the Longhorns ... Recorded 92 tackles (58 solo), 9.5 sacks and 2 FRs (1 TD) ... Earned All-Big 12 honors as a senior in 2015, when he posted 36 tackles (24 solo), 6.5 TFLs, 3.5 sacks and 2 FRs in 11 contests

## BIRDSEED

- ▶ Majored in applied learning and development with a minor in social work while attending the University of Texas
- ▶ Prepped at Mansfield (TX) High School, where he lettered in football and basketball ... Earned All-America, all-state, all-area and all-district honors ... Totaled 57 tackles, 7.5 sacks, 1 FF and 1 FR as a senior and helped lead Mansfield to an 11-2 record and advance to the third round of the state playoffs ... Did not start playing football until his sophomore year

## TRANSACTIONS

- ▶ **9/2/21** - Signed with PHI ... **8/31/21** - Waived by PHI ... **3/18/21** - Agreed to terms with PHI ... **10/26/20** - Placed on Reserve/Injured ... **3/16/20** - Agreed to terms with PHI on 1-year contract ... **10/23/19** - Placed on Reserve/Injured ... **4/26/19** - Acquired by PHI from IND in exchange for 2019 7th-round draft choice ... **2016** - Drafted by IND in 4th round (116th overall)



## 2019 GAME-BY-GAME STATISTICS (PHI)

Date	Opp	GP/S	Tot	Solo	Sk	Int	PD	FF	FR	Snap	Pct
Sep 8	Was	W	1/0	1	1	0.0	0	0	0	23	36%
Sep 15	at Atl	L	1/0	1	0	0.0	0	0	0	31	47%
Sep 22	Det	L	1/1	1	1	0.0	0	0	0	38	59%
Sep 26	at GB	W	1/1	1	1	0.0	0	0	0	48	59%
Oct 6	NYJ	W	1/1	2	1	1.0	0	0	0	41	69%
Oct 13	at Min	L	1/1	3	2	0.0	0	0	0	48	68%
Oct 20	at Dal	L	1/1	1	1	1.0	0	0	0	23	33%
Oct 27	at Buf	W	0/0	RESERVE/INJURED							
Nov 3	Chi	W	0/0	RESERVE/INJURED							
Nov 17	NE	L	0/0	RESERVE/INJURED							
Nov 24	Sea	L	0/0	RESERVE/INJURED							
Dec 1	at Mia	L	0/0	RESERVE/INJURED							
Dec 9	NYG	W	0/0	RESERVE/INJURED							
Dec 15	at Was	W	0/0	RESERVE/INJURED							
Dec 22	Dal	W	0/0	RESERVE/INJURED							
Dec 29	at NYG	W	0/0	RESERVE/INJURED							
<b>Totals</b>			<b>7/5</b>	<b>10</b>	<b>7</b>	<b>2.0</b>	<b>0</b>	<b>0</b>	<b>0</b>	<b>252</b>	<b>24%</b>
<b>PLAYOFFS</b>											
Jan 5	Sea	L	0/0	RESERVE/INJURED							
<b>Totals</b>			<b>0/0</b>	<b>0</b>	<b>0</b>	<b>0.0</b>	<b>0</b>	<b>0</b>	<b>0</b>	<b>0</b>	<b>0%</b>

## 2018 GAME-BY-GAME STATISTICS (IND)

Date	Opp	GP/S	Tot	Solo	Sk	Int	PD	FF	FR	Snap	Pct
Sep 9	Cin	L	0/0	INACTIVE							
Sep 16	at Was	W	1/0	0	0	0.0	0	0	0	12	16%
Sep 23	at Phi	L	0/0	INACTIVE							
Sep 30	Hou	L	0/0	INACTIVE							
Oct 4	at NE	L	0/0	INACTIVE							
Oct 14	at NYJ	L	1/0	2	1	0.0	0	0	0	13	18%
Oct 21	Buf	W	1/0	2	2	0.0	0	0	0	20	36%
Oct 28	at Oak	W	0/0	INACTIVE							
Nov 11	Jax	W	0/0	INACTIVE							
Nov 18	Ten	W	0/0	INACTIVE							
Nov 25	Mia	W	0/0	INACTIVE							
Dec 2	at Jax	L	0/0	INACTIVE							
Dec 9	at Hou	W	0/0	INACTIVE							
Dec 16	Dal	W	0/0	INACTIVE							
Dec 23	NYG	W	1/0	2	2	0.0	0	0	0	14	22%
Dec 30	at Ten	W	1/0	0	0	0.0	0	0	0	6	12%
<b>Totals</b>			<b>5/0</b>	<b>6</b>	<b>5</b>	<b>0.0</b>	<b>0</b>	<b>0</b>	<b>0</b>	<b>65</b>	<b>6%</b>
<b>PLAYOFFS</b>											
Jan 5	at Hou	W	1/0	2	0	0.5	0	0	0	22	31%
Jan 12	at KC	L	1/0	1	1	0.0	0	0	0	17	20%
<b>Totals</b>			<b>2/0</b>	<b>3</b>	<b>1</b>	<b>0.5</b>	<b>0</b>	<b>0</b>	<b>0</b>	<b>39</b>	<b>25%</b>

## 2017 GAME-BY-GAME STATISTICS (IND)

Date	Opp	GP/S	Tot	Solo	Sk	Int	PD	FF	FR	Snap	Pct
Sep 10	at LAR	L	1/0	0	0	0.0	0	0	0	19	29%
Sep 17	Ari	L	1/0	1	1	1.0	0	0	0	11	17%
Sep 24	Cle	W	1/0	0	0	0.0	0	0	0	19	25%
Oct 1	at Sea	L	1/0	2	0	0.0	0	0	0	18	26%
Oct 8	SF	W	1/0	1	0	0.0	0	0	0	8	11%
Oct 16	at Ten	L	1/0	0	0	0.0	0	0	0	6	9%
Oct 22	Jax	L	1/0	1	0	0.0	0	0	0	17	25%
Oct 29	at Cin	L	1/0	1	1	0.0	0	0	0	7	12%
Nov 5	at Hou	W	1/0	1	0	0.0	0	0	0	7	10%
Nov 12	Pit	L	1/0	2	1	1.0	0	0	0	19	29%
Nov 26	Ten	L	0/0	INACTIVE							
Dec 3	at Jax	L	0/0	INACTIVE							
Dec 10	at Buf	L	0/0	INACTIVE							
Dec 14	Den	L	1/0	1	0	0.0	0	0	0	13	16%
Dec 23	at Bal	L	1/0	1	1	0.0	0	0	0	8	11%
Dec 31	Hou	W	1/1	3	1	1.0	0	0	0	25	45%
<b>Totals</b>			<b>13/1</b>	<b>14</b>	<b>5</b>	<b>3.0</b>	<b>0</b>	<b>0</b>	<b>0</b>	<b>177</b>	<b>16%</b>

## 2016 GAME-BY-GAME STATISTICS (IND)

Date	Opp	GP/S	Tot	Solo	Sk	Int	PD	FF	FR	Snap	Pct
Sep 11	Det	L	1/0	1	0	0.0	0	0	0	27	41%
Sep 18	at Den	L	1/0	2	1	0.0	0	0	0	21	30%
Sep 25	LAC	W	1/0	0	0	0.0	0	0	0	17	29%
Oct 2	at Jax	L	1/0	2	1	0.5	0	1	0	22	31%
Oct 9	Chi	W	1/0	1	0	0.0	0	0	0	21	32%
Oct 16	at Hou	L	1/0	0	0	0.0	0	0	0	26	37%
Oct 23	at Ten	W	1/0	1	0	0.0	0	0	0	28	38%
Oct 30	Kan	L	1/0	2	1	0.0	0	0	0	37	50%
Nov 6	at GB	W	1/0	1	0	0.0	0	0	0	32	46%
Nov 20	Ten	W	1/1	1	0	0.0	0	0	0	30	42%
Nov 24	Pit	L	1/0	2	2	0.0	0	0	0	25	46%
Dec 5	at NYJ	W	1/1	1	0	0.0	0	0	0	13	25%
Dec 11	Hou	L	1/1	5	1	1.0	0	0	0	43	60%
Dec 18	at Min	W	1/1	0	0	0.0	0	0	0	29	50%
Dec 24	at Oak	L	1/1	1	1	0.0	0	0	0	49	64%
Jan 1	Jax	W	1/0	1	1	0.0	0	0	0	22	30%
<b>Totals</b>			<b>16/5</b>	<b>21</b>	<b>8</b>	<b>1.5</b>	<b>0</b>	<b>1</b>	<b>0</b>	<b>442</b>	<b>41%</b>





# RICHARD RODGERS

TIGHT END | 81



Height: 6-4 Weight: 257 DOB: Jan. 22, 1992 (Age 29)

NFL Experience: 7th Year (3rd with Eagles) Draft: D3-14 (98th overall) by GB Acquired: FA-21

College: California Hometown (HS): Shrewsbury, MA (St. John's)

PRACTICE SQUAD

## CAREER STATISTICS

Year	Team	GP/S	RECEIVING					OFF SNAPS	
			Rec	Yds	Avg	Lg	TD	No	Pct
2014	Green Bay	16/5	20	225	11.3	43	2	480	46%
2015	Green Bay	16/12	58	510	8.8	61t	8	799	70%
2016	Green Bay	16/6	30	271	9.0	22	2	604	56%
2017	Green Bay	15/1	12	160	13.3	36	1	305	29%
2018	Philadelphia	7/0	1	7	7.0	7	0	42	4%
2019	Philadelphia	1/0	0	0	---	---	0	5	1%
2020	Philadelphia	14/4	24	345	14.4	33t	2	273	24%
2021	Philadelphia	2/0	0	0	---	---	0	31	5%
<b>Totals</b>		<b>87/28</b>	<b>145</b>	<b>1,518</b>	<b>10.5</b>	<b>61t</b>	<b>15</b>	---	---

## PLAYOFFS

2014	Green Bay	2/0	5	48	9.6	13t	1	50	36%
2015	Green Bay	2/2	7	56	8.0	15	0	124	84%
2016	Green Bay	3/0	1	34	34.0	34t	1	67	33%
2018	Philadelphia	2/0	0	0	---	---	0	3	3%
2019	Philadelphia	1/0	0	0	---	---	0	3	4%
<b>Totals</b>		<b>10/2</b>	<b>13</b>	<b>138</b>	<b>10.6</b>	<b>34t</b>	<b>2</b>	---	---

## ADDITIONAL STATISTICS

Rushing: 1-11 - 2015 (1-11) Special Teams Tackles: 3 - 2020 (3)

Fumble Recoveries: 2 - 2015 (1), 2014 (1)

## CAREER HIGHS

Receptions	8	12/3/15 at Det.
Receiving Yards	146	12/3/15 at Det.
Receiving Long	61t	12/3/15 at Det.
Receiving TDs	2	11/8/15 at Car.



## CAREER HIGHLIGHTS

- ▶ Set a single-game, regular-season record for receiving yards (146) by a Packers TE at Det. (12/3/15), highlighted by his game-winning 61-yard TD on a Hail Mary pass from **Aaron Rodgers** on the final play ... The Hail Mary was the second-longest come-from-behind, game-ending TD from scrimmage in the fourth quarter in NFL history, behind Lions QB **Earl Morrell's** 65-yard TD pass to TE **Jim Gibbons** on 12/4/60

## 2021 SEASON - EAGLES



## 2020 SEASON - EAGLES

- ▶ Logged 24 receptions for 345 yards (14.4 avg.) and 2 TDs ... His 345 receiving yards were his most in a season since 2015
- ▶ During Weeks 7-12, led all NFL TEs with a 16.4 receiving average (15 receptions, 246 yards, 2 TDs) ... Also ranked 8th among NFL TEs with 246 receiving yards in that span
- ▶ Recorded season highs in receptions (6) and receiving yards (85) in the win vs. NYG (10/22/20)

## 2018 SEASON - EAGLES

- ▶ Saw action in 7 games primarily on special teams after missing the first 9 games of the regular season due to injury

## 2017 SEASON - PACKERS

- ▶ Caught 12 passes for 160 yards (13.3 avg.) and 1 TD
- ▶ Posted a season-high 4 receptions for a season-best 77 yards (19.3 avg.) and 1 TD at Car. (12/17/17) ... His 19.3 yards per reception were a career high ... Became the first Green Bay TE with 75+ yards in a game on 4-or-fewer receptions since **Jermichael Finley** on 10/13/13 at Baltimore

## 2016 SEASON - PACKERS

- ▶ Produced 30 catches for 271 yards and 2 TDs in the regular season and added a 34-yard receiving TD in the playoffs

## 2015 SEASON - PACKERS

- ▶ Ranked 5th among NFL TEs with a career-high 8 TDs (tied for 5th-most by a TE in Packers history), trailing only **Tyler Eifert** (13), **Rob Gronkowski** (11), **Jordan Reed** (11) and **Gary Barnidge** (9)
- ▶ Became just the fourth TE in team history to record 55+ receptions (58) in a single season, joining **Paul Coffman**, **Jermichael Finley** and **Jackie Harris**
- ▶ Was one of only four NFL TEs in 2015 with 55+ receptions (58), 500+ receiving yards (510) and 8+ receiving TDs (8), joining Gronkowski, Reed and Barnidge
- ▶ Registered playoff career highs in receptions (7) and receiving yards (56) during the Packers' postseason run

2021 GAME-BY-GAME STATISTICS (PHI)										
				RECEIVING					SNAPS	
Date	Opp	GP/S		Rec	Yds	Avg	Lg	TD	No	Pct
Sep 12	at Atl	NOT ON NFL ROSTER								
Sep 19	SF	NOT ON NFL ROSTER								
Sep 27	at Dal	L	---	EAGLES PRACTICE SQUAD						
Oct 3	KC	NOT ON NFL ROSTER								
Oct 10	at Car	NOT ON NFL ROSTER								
Oct 14	TB	NOT ON NFL ROSTER								
Oct 24	at LV	L	1/0	0	0	---	--	0	7	10%
Oct 31	at Det	W	1/0	0	0	---	--	0	24	37%
Nov 7	LAC	L	---	EAGLES PRACTICE SQUAD						
Nov 14	at Den	W	---	EAGLES PRACTICE SQUAD						
Nov 21	NO									
Nov 28	at NYG									
Dec 5	at NYJ									
TBD	Was									
Dec 26	NYG									
Jan 2	at Was									
Jan 9	Dal									
Totals		2/0		0	0	---	--	0	31	5%

2020 GAME-BY-GAME STATISTICS (PHI)										
Date	Opp		GP/S	RECEIVING					SNAPS	
				Rec	Yds	Avg	Lg	TD	No	Pct
Sep 13	at Was	L	1/0	0	0	---	--	0	2	3%
Sep 20	LAR	L	1/0	0	0	---	--	0	0	0%
Sep 27	Cin	T	1/0	2	15	7.5	12	0	33	36%
Oct 4	at SF	W	1/1	3	35	11.7	23	0	22	35%
Oct 11	at Pit	L	1/0	1	18	18.0	18	0	19	32%
Oct 18	Bal	L	1/0	3	31	10.3	16	0	43	60%
Oct 22	NYG	W	1/1	6	85	14.2	30	0	69	85%
Nov 1	Dal	W	1/0	0	0	---	--	0	16	25%
Nov 15	at NYG	L	1/0	4	60	15.0	22	0	21	31%
Nov 22	at Cle	L	1/1	2	48	24.0	29	1	22	32%
Nov 30	Sea	L	1/1	3	53	17.7	33t	1	22	31%
Dec 6	at GB	L	1/0	0	0	---	--	0	3	5%
Dec 13	NO	W	1/0	0	0	---	--	0	1	1%
Dec 20	at Ari	L	1/0	0	0	---	--	0	0	0%
Dec 27	at Dal	L	0/0	INACTIVE						
Jan 3	Was	L	0/0	INACTIVE						
<b>Totals</b>			<b>14/4</b>	<b>24</b>	<b>345</b>	<b>14.4</b>	<b>33t</b>	<b>2</b>	<b>273</b>	<b>24%</b>

- ▶ Set a single-game, regular-season record for receiving yards (146) by a Packers TE at Det. (12/3/15), highlighted by his game-winning 61-yard TD on a Hail Mary pass from **Aaron Rodgers** on the final play ... The Hail Mary was the second-longest come-from-behind, game-ending TD from scrimmage in the fourth quarter in NFL history, behind Lions QB **Earl Morrall's** 65-yard TD pass to TE **Jim Gibbons** on 12/4/60

## 2014 SEASON - PACKERS

- ▶ Played in all 16 games as a rookie and totaled 20 catches for 225 yards and 2 TDs ... Became the first Packers rookie TE to play in all 16 games since **Bubba Franks** in 2000
- ▶ Posted 5 receptions for 48 yards and 1 TD in the playoffs

## COLLEGE HIGHLIGHTS

- ▶ Appeared in 35 games (11 starts) during his three seasons at California and finished with 59 receptions for 896 yards (15.2 avg.) and 2 TDs ... Played TE for his first two seasons before moving to inside receiver as a junior in 2013

## BIRDSEED

- ▶ Rodgers' father, Richard Sr., is currently the assistant DBs coach for the Washington Football Team ... Richard Sr. was a two-time All-Pacific-10 selection as a DB at California, where he was involved in "The Play" against Stanford in 1982, making the last of five laterals ... Richard Sr. went on to play three years (1987-88, '92) in the Arena Football League
- ▶ Rodgers' uncle, Gill Byrd, played 10 seasons with the San Diego Chargers from 1983-92 ... Gill also spent 15 years coaching in the NFL before taking on his current role as Illinois' DBs coach ... Rodgers' cousin, **Jairus Byrd**, played safety for nine seasons (2009-17) in the NFL and was a three-time Pro Bowler
- ▶ Rodgers' grandfather, Clyde Mashore, played five seasons of professional baseball (1969-73), and his uncle, Damon Mashore, played three MLB seasons (1996-98)



2019 GAME-BY-GAME STATISTICS (PHI)										
				RECEIVING					SNAPS	
Date	Opp		GP/S	Rec	Yds	Avg	Lg	TD	No	Pct
Sep 8	Was	W	0/0	RESERVE/INJURED						
RELEASED FROM RESERVE/INJURED WITH INJURY SETTLEMENT										
NOT ON NFL ROSTER										
NOT ON NFL ROSTER										
NOT ON NFL ROSTER										
NOT ON NFL ROSTER										
NOT ON NFL ROSTER										
NOT ON NFL ROSTER										
NOT ON NFL ROSTER										
NOT ON NFL ROSTER										
NOT ON NFL ROSTER										
NOT ON NFL ROSTER										
NOT ON NFL ROSTER										
NOT ON NFL ROSTER										
NOT ON NFL ROSTER										
SIGNED BY EAGLES (12/24/19)										
Dec 29	at NYG	W	1/0	0	0	---	--	0	5	1%
Totals			1/0	0	0	---	--	0	5	1%
PLAYOFFS										
Jan 5	Sea	L	1/0	0	0	---	--	0	3	4%
Totals			1/0	0	0	---	--	0	3	4%

2018 GAME-BY-GAME STATISTICS (PHI)										
				RECEIVING					SNAPS	
Date	Opp		GP/S	Rec	Yds	Avg	Lg	TD	No	Pct
Sep 6	Atl	W	0/0	RESERVE/INJURED						
Sep 16	at TB	L	0/0	RESERVE/INJURED						
Sep 23	Ind	W	0/0	RESERVE/INJURED						
Sep 30	at Ten	L	0/0	RESERVE/INJURED						
Oct 7	Min	L	0/0	RESERVE/INJURED						
Oct 11	at NYG	W	0/0	RESERVE/INJURED						
Oct 21	Car	L	0/0	RESERVE/INJURED						
Oct 28	at Jax	W	0/0	RESERVE/INJURED						
Nov 11	Dal	L	0/0	RESERVE/INJURED						
Nov 18	at NO	L	1/0	0	0	---	--	0	0	0%
Nov 25	NYG	W	1/0	0	0	---	--	0	8	12%
Dec 3	Was	W	1/0	0	0	---	--	0	10	13%
Dec 9	at Dal	L	1/0	0	0	---	--	0	2	4%
Dec 16	at LAR	W	1/0	0	0	---	--	0	4	6%
Dec 23	Hou	W	1/0	1	7	7.0	7	0	13	16%
Dec 30	at Was	W	1/0	0	0	---	--	0	5	7%
Totals			7/0	1	7	7.0	7	0	42	4%
PLAYOFFS										
Jan 6	at Chi	W	1/0	0	0	---	--	0	1	1%
Jan 13	at NO	L	1/0	0	0	---	--	0	2	4%
Totals			2/0	0	0	---	--	0	3	3%



- Attended St. John's (MA) High School, where he was selected a *Prep Star* All-American after leading all Massachusetts Division C-1 players in receiving (65 receptions for 1,064 yards and 16 TDs) and sacks (8.0) as a senior in 2010 ... Named the Defensive MVP of the Division IA Conference as a junior in 2009

## TRANSACTIONS

- **10/30/21** - Elevated by PHI from practice squad for Week 8 at Detroit ... **10/23/21** - Elevated by PHI from practice squad for Week 7 at Las Vegas ... **10/20/21** - Signed by PHI to practice squad ... **9/28/21** - Released by PHI from practice squad ... **9/21/21** - Signed by PHI to practice squad ... **8/31/21** - Waived by PHI ... **6/11/21** - Signed by PHI ... **9/8/20** - Signed by PHI ... **9/5/20** - Released by WAS ... **3/30/20** - Signed by WAS ... **12/24/19** - Signed by PHI ... **9/11/19** - Released from Reserve/Injured with injury settlement ... **8/30/19** - Placed on Reserve/Injured ... **3/28/19** - Signed by PHI to 2-year contract ... **11/16/18** - Activated from Reserve/Injured ... **9/4/18** - Placed on Reserve/Injured ... **4/4/18** - Agreed to terms with PHI on 1-year contract ... **2014** - Drafted by GB in 3rd round (98th overall)

2017 GAME-BY-GAME STATISTICS (GB)										
				RECEIVING					SNAPS	
Date	Opp		GP/S	Rec	Yds	Avg	Lg	TD	No	Pct
Sep 10	Sea	W	1/0	0	0	---	--	0	5	6%
Sep 17	at Atl	L	1/0	2	22	11.0	14	0	10	13%
Sep 24	Cin	W	1/0	0	0	---	--	0	10	14%
Sep 28	Chi	W	1/0	0	0	---	--	0	10	18%
Oct 8	at Dal	W	1/0	1	16	16.0	16	0	6	10%
Oct 15	at Min	L	1/0	0	0	---	--	0	11	17%
Oct 22	NO	L	1/0	0	0	---	--	0	6	11%
Nov 6	Det	L	1/0	1	5	5.0	5	0	33	56%
Nov 12	at Chi	W	1/0	1	8	8.0	8	0	32	49%
Nov 19	Bal	L	1/0	1	3	3.0	3	0	37	54%
Nov 26	at Pit	L	1/0	1	25	25.0	25	0	37	67%
Dec 3	TB	W	1/0	1	4	4.0	4	0	29	53%
Dec 10	at Cle	W	1/0	0	0	---	--	0	40	53%
Dec 17	at Car	L	1/1	4	77	19.3	36	1	37	54%
Dec 23	Min	L	1/0	0	0	---	--	0	2	3%
Dec 31	at Det	L	0/0	INACTIVE						
Totals			15/1	12	160	13.3	36	1	305	29%



2016 GAME-BY-GAME STATISTICS (GB)										
				RECEIVING					SNAPS	
Date	Opp		GP/S	Rec	Yds	Avg	Lg	TD	No	Pct
Sep 11	at Jax	W	1/0	1	22	22.0	22	0	25	39%
Sep 18	at Min	L	1/0	2	25	12.5	15	0	36	51%
Sep 25	Det	W	1/1	2	9	4.5	7	1	43	80%
Oct 9	NYG	W	1/1	1	6	6.0	6	0	73	91%
Oct 16	Dal	L	1/0	2	15	7.5	12	0	47	67%
Oct 20	Chi	W	1/1	1	7	7.0	7	0	48	55%
Oct 30	at Atl	L	1/1	0	0	---	---	0	26	42%
Nov 6	Ind	L	1/0	6	64	10.7	22	0	49	71%
Nov 13	at Ten	L	1/1	4	27	6.8	12	0	65	83%
Nov 20	at Was	L	1/0	4	28	7.0	11	0	21	31%
Nov 28	at Phi	W	1/0	0	0	---	---	0	26	37%
Dec 4	Hou	W	1/0	2	16	8.0	9	0	27	47%
Dec 11	Sea	W	1/0	1	8	8.0	8	0	34	58%
Dec 18	at Chi	W	1/1	1	10	10.0	10	0	20	33%
Dec 24	Min	W	1/0	2	20	10.0	13t	1	29	49%
Jan 1	at Det	W	1/0	1	14	14.0	14	0	35	47%
<b>Totals</b>			<b>16/6</b>	<b>30</b>	<b>271</b>	<b>9.0</b>	<b>22</b>	<b>2</b>	<b>604</b>	<b>56%</b>
PLAYOFFS										
Jan 8	NYG	W	1/0	0	0	---	---	0	25	35%
Jan 15	at Dal	W	1/0	1	34	34.0	34t	1	25	37%
Jan 22	at Atl	L	1/0	0	0	---	---	0	17	25%
<b>Totals</b>			<b>3/0</b>	<b>1</b>	<b>34</b>	<b>34.0</b>	<b>34t</b>	<b>1</b>	<b>67</b>	<b>33%</b>

2015 GAME-BY-GAME STATISTICS (GB)										
				RECEIVING					SNAPS	
Date	Opp		GP/S	Rec	Yds	Avg	Lg	TD	No	Pct
Sep 13	at Chi	W	1/1	3	27	9.0	20	0	37	63%
Sep 20	Sea	W	1/1	3	23	7.7	9	1	46	65%
Sep 28	KC	W	1/1	2	15	7.5	8	0	53	70%
Oct 4	at SF	W	1/1	5	45	9.0	12	1	66	90%
Oct 11	StL	W	1/1	6	45	7.5	18	0	58	94%
Oct 18	SD	W	1/1	2	34	17.0	25	0	45	85%
Nov 1	at Den	L	1/1	2	16	8.0	11	0	51	96%
Nov 8	at Car	L	1/1	5	19	3.8	7	2	67	87%
Nov 15	Det	L	1/1	5	32	6.4	21	1	54	62%
Nov 22	at Min	W	1/1	3	7	2.3	5	0	51	66%
Nov 26	Chi	L	1/1	4	30	7.5	13	0	46	59%
Dec 3	at Det	W	1/0	8	146	18.3	61t	1	34	51%
Dec 13	Dal	W	1/0	1	3	3.0	3t	1	42	48%
Dec 20	at Oak	W	1/0	1	7	7.0	7	0	40	53%
Dec 27	at Ari	L	1/0	1	2	2.0	2	0	48	67%
Jan 3	Min	L	1/1	7	59	8.4	18	1	61	77%
<b>Totals</b>			<b>16/12</b>	<b>58</b>	<b>510</b>	<b>8.8</b>	<b>61t</b>	<b>8</b>	<b>799</b>	<b>70%</b>
PLAYOFFS										
Jan 10	at Was	W	1/1	2	11	5.5	6	0	66	88%
Jan 16	at Ari	L	1/1	5	45	9.0	15	0	58	79%
<b>Totals</b>			<b>2/2</b>	<b>7</b>	<b>56</b>	<b>8.0</b>	<b>15</b>	<b>0</b>	<b>124</b>	<b>84%</b>

2014 GAME-BY-GAME STATISTICS (GB)										
				RECEIVING					SNAPS	
Date	Opp		GP/S	Rec	Yds	Avg	Lg	TD	No	Pct
Sep 4	at Sea	L	1/1	0	0	---	---	0	20	32%
Sep 14	NYJ	W	1/1	0	0	---	---	0	34	48%
Sep 21	at Det	L	1/1	0	0	---	---	0	11	21%
Sep 28	at Chi	W	1/1	2	52	26.0	43	0	22	42%
Oct 2	Min	W	1/0	0	0	---	---	0	19	35%
Oct 12	at Mia	W	1/0	0	0	---	---	0	34	43%
Oct 19	Car	W	1/0	1	1	1.0	1	0	32	55%
Oct 26	at NO	L	1/0	4	58	14.5	22	0	34	50%
Nov 9	Chi	W	1/1	2	6	3.0	4	0	52	78%
Nov 16	Phi	W	1/0	1	19	19.0	19	0	44	65%
Nov 23	at Min	W	1/0	1	1	1.0	1t	1	30	46%
Nov 30	NE	W	1/0	2	35	17.5	32t	1	29	40%
Dec 8	Atl	W	1/0	0	0	---	---	0	34	50%
Dec 14	at Buf	L	1/0	0	0	---	---	0	19	27%
Dec 21	at TB	W	1/0	2	13	6.5	8	0	35	47%
Dec 28	Det	W	1/0	5	40	8.0	18	0	31	47%
<b>Totals</b>			<b>16/5</b>	<b>20</b>	<b>225</b>	<b>11.3</b>	<b>43</b>	<b>2</b>	<b>480</b>	<b>46%</b>
PLAYOFFS										
Jan 11	Dal	W	1/0	1	13	13.0	13t	1	21	31%
Jan 18	at Sea	L	1/0	4	35	8.8	12	0	29	42%
<b>Totals</b>			<b>2/0</b>	<b>5</b>	<b>48</b>	<b>9.6</b>	<b>13t</b>	<b>1</b>	<b>50</b>	<b>36%</b>







# MILES SANDERS

RUNNING BACK | 26



Height: 5-11 Weight: 211 DOB: May 1, 1997 (Age 24)

NFL Experience: 3rd Year (3rd with Eagles) Draft: D2a-19 (53rd overall) by PHI

College: Penn State Hometown (HS): Pittsburgh, PA (Woodland Hills)

All-Rookie: 2019

RESERVE/INJURED

## CAREER STATISTICS

Year	Team	GP/S	RUSHING					RECEIVING					TYS	OFF SNAPS	
			Att	Yds	Avg	Lg	TD	Rec	Yds	Avg	Lg	TD		No	Pct
2019	Philadelphia	16/11	179	818	4.6	65t	3	50	509	10.2	45	3	1,327	626	53%
2020	Philadelphia	12/11	164	867	5.3	82t	6	28	197	7.0	28	0	1,064	602	53%
2021	Philadelphia	7/7	63	300	4.8	24	0	19	118	6.2	25	0	418	273	43%
Totals		35/29	406	1,985	4.9	82t	9	97	824	8.5	45	3	2,809	---	---

## PLAYOFFS

2019	Philadelphia	1/1	14	69	4.9	18	0	3	8	2.7	7	0	77	49	71%
Totals		1/1	14	69	4.9	18	0	3	8	2.7	7	0	77	---	---

## ADDITIONAL STATISTICS

Fumbles/Lost: 6/3 - 2020 (4/2), 2019 (2/1) Kickoff Returns: 14-314 - 2019 (14-314)

## CAREER HIGHS

Rush Attempts	20	2x, last: 9/20/20 vs. LAR
Rushing Yards	122	12/15/19 at Was.
Rushing Long	82t	12/13/20 vs. NO
Rushing TDs	2	2x, last: 12/13/20 vs. NO
Receptions	6	12/15/19 at Was.
Receiving Yards	86	10/13/19 at Min.
Receiving Long	45	10/13/19 at Min.
Receiving TDs	1	3x, last: 12/15/19 at Was.
Scrimmage Yards	172	12/15/19 at Was.
Offensive TDs	2	3x, last: 12/13/20 vs. NO

First job: Sbarro pizzeria ... Bucket list: Skydiving ... Surprisingly good at: Drawing ... Favorite meal: Chicken alfredo ... Favorite athletes growing up: Barry Sanders, LeBron James and Kobe Bryant ... Moment left starstruck: Meeting Hines Ward

## CAREER HIGHLIGHTS

- Named to the PFWA All-Rookie Team after leading his class with franchise rookie records in all-purpose yards (1,641) and scrimmage yards (1,327) in 2019 ... Surpassed LeSean McCoy in 2009 (637) for the most rushing yards (818) in Eagles rookie history

## NOTES TO KNOW

- His 2,809 scrimmage yards are the 2nd-most by an Eagle in their first 35 career games since at least 1950 behind LeSean McCoy (3,063)
- Is T-7th for the most scrimmage yards per touch (5.6) by an NFL RB since 2019, trailing only J.D. McKissic (6.2), Austin Ekeler (6.1), Jonathan Taylor (5.9), Chase Edmonds (5.8), Christian McCaffrey (5.8) and Nick Chubb (5.7) (min. 300 touches)
- Since 2019, ranks T-4th among NFL RBs in rushing average (4.9), behind Nick Chubb (5.4), Jonathan Taylor (5.4), and Derrick Henry (5.0) in that category (min. 300 attempts)

## 2021 SEASON - EAGLES

- Led the offense with 113 scrimmage yards in the 32-6 victory at Atl. (9/12/21) ... Rushed 15 times for a team-high 74 yards (4.9 avg.) and caught 4 passes for 39 yards (9.8 avg.) in the win

## 2020 SEASON - EAGLES

- Totaled career highs in rushing yards (867) and rushing TDs (6) ... Ranked 4th in the NFL in yards per attempt (5.3), behind Nick Chubb (5.6), Aaron Jones (5.5) and Derrick Henry (5.4) (min. 150 attempts) ... Also finished 7th in rushing yards per game (72.3), trailing only Dalvin Cook (111.2) and Jones (78.9) in the NFC
- Became the first player in Eagles history to record multiple 70+ yard rushing TDs in a single season ... Also became the first NFL RB with 3 rushing plays of 70+ yards in the same season since 2012 (Jamaal Charles, Chris Johnson and Adrian Peterson)
- Registered 115 yards and a career-high-tying 2 TDs in the win vs. NO (12/13/20) ... Rushed for a career-long 82-yard TD, marking the 4th-longest rushing play in team history (longest since Brian Mitchell's 85-yard TD on 10/1/00 vs. Atlanta)



## 2021 GAME-BY-GAME STATISTICS (PHILADELPHIA)

				RUSHING					RECEIVING					TYS	SNAPS	
Date	Opp		GP/S	Att	Yds	Avg	Lg	TD	Rec	Yds	Avg	Lg	TD		No	Pct
Sep 12	at Atl	W	1/1	15	74	4.9	23	0	4	39	9.8	25	0	113	47	66%
Sep 19	SF	L	1/1	13	55	4.2	10	0	1	4	4.0	4	0	59	39	67%
Sep 27	at Dal	L	1/1	2	27	13.5	24	0	3	28	9.3	19	0	55	35	60%
Oct 3	KC	L	1/1	7	13	1.9	5	0	3	34	11.3	18	0	47	47	64%
Oct 10	at Car	W	1/1	11	45	4.1	18	0	5	6	1.2	6	0	51	50	75%
Oct 14	TB	L	1/1	9	56	6.2	23	0	2	10	5.0	6	0	66	43	83%
Oct 24	at LV	L	1/1	6	30	5.0	9	0	1	-3	-3.0	-3	0	27	12	17%
Oct 31	at Det	W	0/0	RESERVE/INJURED												
Nov 7	LAC	L	0/0	RESERVE/INJURED												
Nov 14	at Den	W	0/0	RESERVE/INJURED												
Nov 21	NO															
Nov 28	at NYG															
Dec 5	at NYJ															
TBD	Was															
Dec 26	NYG															
Jan 2	at Was															
Jan 9	Dal															
<b>Totals</b>			<b>7/7</b>	<b>63</b>	<b>300</b>	<b>4.8</b>	<b>24</b>	<b>0</b>	<b>19</b>	<b>118</b>	<b>6.2</b>	<b>25</b>	<b>0</b>	<b>418</b>	<b>273</b>	<b>43%</b>

## 100+ YARD RUSHING GAMES (3)

Date	Opponent	Yds
12/15/19	at Washington (W, 37-27)	122
10/18/20	vs. Baltimore Ravens (L, 28-30)	118
12/13/20	vs. New Orleans Saints (W, 24-21)	115

- ▶ Posted the 2nd-highest single-game rushing total (118 yards) of his career vs. Bal. (10/18/20), including a 74-yard run ... Marked his second consecutive game with a 70+ yard run (also 74-yard rushing score on 10/11/20 at Pittsburgh)

## 2019 SEASON - EAGLES

- ▶ Named to the PFWA **All-Rookie** Team after leading his class with franchise rookie records in all-purpose yards (1,641) and scrimmage yards (1,327) ... Surpassed **LeSean McCoy** in 2009 (637) for the most rushing yards (818) in Eagles rookie history
- ▶ Became the seventh rookie in NFL history to record 800+ rushing yards and 500+ receiving yards, joining **Saquon Barkley** (2018), **Edgerrin James** (1999), **Marshall Faulk** (1994), **Billy Sims** (1980), **Gale Sayers** (1965) and **Abner Haynes** (1960)
- ▶ Ranked 3rd among NFL RBs in scrimmage yards per touch (5.8), trailing only **Austin Ekeler** (6.9) and **Christian McCaffrey** (5.9) (min. 200 touches) ... Also tied Ekeler and McCaffrey for the 4th-most plays of 20+ yards (13) among NFL RBs, behind **Nick Chubb** (15), **Barkley** (14) and **Dalvin Cook** (14)
- ▶ Registered 150+ scrimmage yards in back-to-back games on 12/15/19 at Washington (172) and 12/22/19 vs. Dallas (156) ... His 172 scrimmage yards at Washington marked the highest single-game total of his career, which included a career-high 122 rushing yards along with 1 rushing TD and 1 receiving TD



## COLLEGE HIGHLIGHTS

- ▶ In 38 career games at Penn State, registered 1,649 yards (25th in program history) and 12 TDs on 276 attempts (6.0 avg.) ... Also totaled 32 receptions for 192 yards and 1 TD
- ▶ Earned All-Big Ten honors as a junior in 2018 after ranking 2nd in the conference with a career-high 1,274 rushing yards, which were the 5th-most by a Penn State RB since 2000 ... Rushed for 9 TDs and caught 24 passes for 139 yards

## BIRDSEED

- ▶ Attended Woodland Hills (PA) High School, where he was tabbed first-team PIAA Class AAA All-State in 2014 and 2015 ... Helped lead the school to 39 victories during his career, finishing with 4,573 (5th in WPIAL Class AAA history) and 59 TDs ... Also ran track, competing in the 100, 200 and 4x100 events
- ▶ Is the son of Marlene Sanders ... Has an older brother, Brian, and a younger brother, Kobe

## TRANSACTIONS

- ▶ **10/30/21** - Placed on Reserve/Injured ... **2019** - Drafted by PHI in 2nd round (53rd overall)

## 2020 GAME-BY-GAME STATISTICS (PHILADELPHIA)

				RUSHING					RECEIVING						SNAPS	
Date	Opp		GP/S	Att	Yds	Avg	Lg	TD	Rec	Yds	Avg	Lg	TD	TYS	No	Pct
Sep 13	at Was	L	0/0	INACTIVE												
Sep 20	LAR	L	1/1	20	95	4.8	15	1	3	36	12.0	22	0	131	55	77%
Sep 27	Cin	T	1/1	18	95	5.3	19	0	4	12	3.0	7	0	107	71	78%
Oct 4	at SF	W	1/1	13	46	3.5	9	0	2	30	15.0	28	0	76	48	77%
Oct 11	at Pit	L	1/1	11	80	7.3	74t	2	2	19	9.5	11	0	99	50	85%
Oct 18	Bal	L	1/1	9	118	13.1	74	0	1	-6	-6.0	-6	0	112	29	40%
Oct 22	NYG	W	0/0	INACTIVE												
Nov 1	Dal	W	0/0	INACTIVE												
Nov 15	at NYG	L	1/1	15	85	5.7	14	0	2	10	5.0	9	0	95	48	72%
Nov 22	at Cle	L	1/1	16	66	4.1	11	0	3	15	5.0	9	0	81	41	60%
Nov 30	Sea	L	1/1	6	15	2.5	8	0	2	7	3.5	5	0	22	43	61%
Dec 6	at GB	L	1/1	10	31	3.1	8	0	0	0	---	--	0	31	35	56%
Dec 13	NO	W	1/1	14	115	8.2	82t	2	4	21	5.3	9	0	136	56	81%
Dec 20	at Ari	L	1/1	17	64	3.8	10	0	1	26	26.0	26	0	90	69	83%
Dec 27	at Dal	L	1/0	15	57	3.8	7	1	4	27	6.8	9	0	84	57	78%
Jan 3	Was	L	0/0	INACTIVE												
Totals			12/11	164	867	5.3	82t	6	28	197	7.0	28	0	1,064	602	53%

## 2019 GAME-BY-GAME STATISTICS (PHILADELPHIA)

				RUSHING					RECEIVING						SNAPS	
Date	Opp		GP/S	Att	Yds	Avg	Lg	TD	Rec	Yds	Avg	Lg	TD	TYS	No	Pct
Sep 8	Was	W	1/0	11	25	2.3	19	0	1	2	2.0	2	0	27	36	49%
Sep 15	at Atl	L	1/1	10	28	2.8	5	0	3	9	3.0	7	0	37	35	43%
Sep 22	Det	L	1/1	13	53	4.1	14	0	2	73	36.5	40	0	126	26	34%
Sep 26	at GB	W	1/1	11	72	6.5	30	0	0	0	---	--	0	72	22	36%
Oct 6	NYJ	W	1/1	9	15	1.7	8	0	4	49	12.3	36	0	64	29	43%
Oct 13	at Min	L	1/0	3	6	2.0	3	0	3	86	28.7	45	1	92	19	29%
Oct 20	at Dal	L	1/0	6	21	3.5	7	0	3	11	3.7	5	0	32	33	54%
Oct 27	at Buf	W	1/0	3	74	24.7	65t	1	3	44	14.7	25	0	118	13	18%
Nov 3	Chi	W	1/0	10	42	4.2	11	0	3	31	10.3	19	0	73	36	41%
Nov 17	NE	L	1/1	11	38	3.5	7	0	2	9	4.5	5	0	47	64	85%
Nov 24	Sea	L	1/1	12	63	5.3	14	0	3	23	7.7	9	0	86	64	84%
Dec 1	at Mia	L	1/1	17	83	4.9	13	0	5	22	4.4	15t	1	105	62	87%
Dec 9	NYG	W	1/1	15	45	3.0	10	0	4	24	6.0	11	0	69	50	56%
Dec 15	at Was	W	1/1	19	122	6.4	56	1	6	50	8.3	18	1	172	55	71%
Dec 22	Dal	W	1/1	20	79	4.0	38	1	5	77	15.4	29	0	156	59	82%
Dec 29	at NYG	W	1/1	9	52	5.8	21	0	3	-1	-0.3	4	0	51	23	31%
Totals			16/11	179	818	4.6	65t	3	50	509	10.2	45	3	1,327	626	53%
PLAYOFFS																
Jan 5	Sea	L	1/1	14	69	4.9	18	0	3	8	2.7	7	0	77	49	71%
Totals			1/1	14	69	4.9	18	0	3	8	2.7	7	0	77	49	71%



# BOSTON SCOTT

RUNNING BACK | 35



Height: 5-6 Weight: 203 DOB: April 27, 1995 (Age 26)

NFL Experience: 3rd Year (3rd with Eagles) Draft: D6b-18 (201st overall) by NO Acquired: PS-NO-18

College: Louisiana Tech Hometown (HS): Zachary, LA (Zachary)

## CAREER STATISTICS

Year	Team	GP/S	RUSHING					RECEIVING					TYS	OFF SNAPS	
			Att	Yds	Avg	Lg	TD	Rec	Yds	Avg	Lg	TD		No	Pct
2018	Philadelphia	2/0	0	0	---	--	0	0	0	---	--	0	0	0	0%
2019	Philadelphia	11/2	61	245	4.0	25	5	24	204	8.5	39	0	449	187	16%
2020	Philadelphia	16/4	80	374	4.7	56t	1	25	212	8.5	18t	1	586	483	43%
2021	Philadelphia	10/3	40	205	5.1	23	3	5	34	6.8	16	0	239	101	16%
Totals		39/9	181	824	4.6	56t	9	54	450	8.3	39	1	1,274	---	---

## PLAYOFFS

2018	Philadelphia	2/0	0	0	---	--	0	0	0	---	--	0	0	3	3%
2019	Philadelphia	1/0	6	25	4.2	15	0	3	23	7.7	21	0	48	21	30%
Totals		3/0	6	25	4.2	15	0	3	23	7.7	21	0	48	---	---

## ADDITIONAL STATISTICS

Fumbles/Lost: 6/1 - 2020 (2/0), 2019 (4/1) Kickoff Returns: 42-915 - 2020 (28-590), 2019 (10-229), 2018 (4-96) Punt Returns: 6-43 - 2019 (6-43)

Postseason Kickoff Returns: 4-78 - 2019 (1-24), 2018 (3-54) Special Teams Tackles: 1 - 2021 (1)

## CAREER HIGHS

Rush Attempts	19	12/29/19 at NYG
Rushing Yards	81	11/14/21 at Den.
Rushing Long	56t	11/15/20 at NYG
Rushing TDs	3	12/29/19 at NYG
Receptions	7	12/15/19 at Was.
Receiving Yards	84	12/29/19 at NYG
Receiving Long	39	12/29/19 at NYG
Receiving TDs	1	10/22/20 vs. NYG
Scrimmage Yards	138	12/29/19 at NYG
Offensive TDs	3	12/29/19 at NYG

**First job:** Concessions ... **Bucket list:** Go to a Formula 1 race ... **Surprisingly good at:** "I play a lot of instruments." ... **If he could play another sport:** Soccer ... **Favorite music/artists:** "R&B, but my favorite artists are Chance the Rapper, Kendrick Lamar, J. Cole and Lil Wayne." ... **Favorite athlete growing up:** Barry Sanders ... **Favorite meal:** Shrimp fettuccine alfredo ... **Moment left starstruck:** "Seeing Keke Palmer in person."

## CAREER HIGHLIGHTS

- ▶ Earned **NFC Offensive Player of the Week** honors after totaling career highs in scrimmage yards (138) and rushing TDs (team-record-tying 3) in the division-clinching win at NYG (12/29/19)

## 2021 SEASON - EAGLES

- ▶ Set a career-high 81 yards on 11 carries (7.4 avg.) along with 2 catches for 24 yards in the 30-13 victory at Den. (11/14/21)
- ▶ Posted 60 yards and 2 TDs in the win at Det. (10/31/21), marking his first multi-score game since his 3 TD game at NYG (12/29/19) and first-time in his career to record a TD in back-to-back games ... Scott and **Jordan Howard** became the first Eagles duo to each record multiple rushing TDs in a single game since **Leroy Harris** (2) and **Wilbert Montgomery** (2) on 9/14/80 at Minnesota
- ▶ Recorded a 1-yard rushing TD in the fourth quarter at LV (10/24/21) ... Finished the game with 24 yards on 7 carries and added 1 reception for 5 yards

## 2020 SEASON - EAGLES

- ▶ Produced career highs in all-purpose yards (1,176), kickoff return yards (590), scrimmage yards (586), rushing yards (374) and receiving yards (212 - most among Eagles RBs)
- ▶ Posted a career-long 56-yard rushing TD at NYG (11/15/20)
- ▶ Rushed for a career-high 70 yards vs. Dal. (11/1/20)
- ▶ Caught the game-winning, 18-yard TD from **Carson Wentz** with 40 seconds remaining in the 22-21 win vs. NYG (10/22/20)

## 2019 SEASON - EAGLES

- ▶ Ranked 2nd on the team in rushing TDs (5), trailing only **Jordan Howard** (6) ... Also finished 3rd in all-purpose yards (721), behind **Miles Sanders** (1,641) and **Zach Ertz** (916)





## 2021 GAME-BY-GAME STATISTICS (PHILADELPHIA)

				RUSHING					RECEIVING					TYS	SNAPS	
Date	Opp		GP/S	Att	Yds	Avg	Lg	TD	Rec	Yds	Avg	Lg	TD		No	Pct
Sep 12	at Atl	W	1/0	0	0	---	--	0	0	0	---	--	0	0	0	0%
Sep 19	SF	L	1/0	0	0	---	--	0	0	0	---	--	0	0	0	0%
Sep 27	at Dal	L	1/0	0	0	---	--	0	2	5	2.5	9	0	5	4	7%
Oct 3	KC	L	1/0	0	0	---	--	0	0	0	---	--	0	0	0	0%
Oct 10	at Car	W	1/0	0	0	---	--	0	0	0	---	--	0	0	0	0%
Oct 14	TB	L	1/0	0	0	---	--	0	0	0	---	--	0	0	0	0%
Oct 24	at LV	L	1/0	7	24	3.4	5	1	1	5	5.0	5	0	29	23	33%
Oct 31	at Det	W	1/1	12	60	5.0	19	2	0	0	---	--	0	60	29	45%
Nov 7	LAC	L	1/1	10	40	4.0	10	0	0	0	---	--	0	40	25	44%
Nov 14	at Den	W	1/1	11	81	7.4	23	0	2	24	12.0	16	0	105	20	31%
Nov 21	NO															
Nov 28	at NYG															
Dec 5	at NYJ															
TBD	Was															
Dec 26	NYG															
Jan 2	at Was															
Jan 9	Dal															
<b>Totals</b>			<b>10/3</b>	<b>40</b>	<b>205</b>	<b>5.1</b>	<b>23</b>	<b>3</b>	<b>5</b>	<b>34</b>	<b>6.8</b>	<b>16</b>	<b>0</b>	<b>239</b>	<b>101</b>	<b>16%</b>



- ▶ Earned **NFC Offensive Player of the Week** honors after totaling career highs in scrimmage yards (138) and rushing TDs (team-record-tying 3) in the division-clinching win at NYG (12/29/19)
- ▶ Became the seventh player in Eagles history to rush for 3 TDs in a single game, joining **LeSean McCoy** (2010, '11), **Charlie Garner** (1995), **Wilbert Montgomery** (1978, '79, '82), **Tom Sullivan** (1974), **Clarence Peaks** (1958) and **Steve Van Buren** (1945, '47, '48)

### 2018 SEASON - EAGLES

- ▶ Saw action primarily as a kick returner in both playoff games ... Totaled 54 yards on 3 kickoff returns (18.0 avg.)

- ▶ Made his NFL debut in the win vs. Hou. (12/23/18) ... Returned 4 kickoffs for 96 yards (24.0 avg.), including a 35-yard return

### COLLEGE HIGHLIGHTS

- ▶ Played collegiately at Louisiana Tech ... Received All-Conference USA honors after rushing for 1,047 yards and 8 TDs and totaling 20 receptions for 181 yards and 1 TD as a senior in 2017
- ▶ Appeared in all 14 games during his junior campaign in 2016, recording 70 carries for 515 yards and 6 TDs while catching 11 passes for 125 yards ... Posted a career day in the win over Rice with career highs in rushing yards (137) and TDs (3)
- ▶ Rushed 34 times for 275 yards while returning 9 kickoffs for 251 yards as a sophomore in 2015 ... Originally joined the program as a walk-on during the 2013 season

### BIRDSEED

- ▶ Was a three-sport athlete at Zachary (LA) High School, earning letters in football (three), soccer (four) and track (one) ... For his career, totaled more than 1,500 all-purpose yards and 1,000 rushing yards, while scoring 17 TDs and averaging 6.2 yards per carry ... Also won the state championship in powerlifting and was a member of the interact club, guitar club and band

### TRANSACTIONS

- ▶ **4/1/21** - Signed by PHI to exclusive rights tender ... **10/11/19** - Signed by PHI to active roster ... **9/1/19** - Signed by PHI to practice squad ... **8/31/19** - Waived by PHI ... **12/11/18** - Signed by PHI to active roster from NO practice squad ... **9/7/18** - Signed by NO to practice squad ... **9/5/18** - Waived by NO ... **2018** - Drafted by NO in 6th round (201st overall)

## 2020 GAME-BY-GAME STATISTICS (PHILADELPHIA)

				RUSHING					RECEIVING						SNAPS	
Date	Opp		GP/S	Att	Yds	Avg	Lg	TD	Rec	Yds	Avg	Lg	TD	TYS	No	Pct
Sep 13	at Was	L	1/1	9	35	3.9	13	0	2	19	9.5	12	0	54	38	56%
Sep 20	LAR	L	1/0	4	19	4.8	9	0	3	24	8.0	12	0	43	13	18%
Sep 27	Cin	T	1/0	3	5	1.7	4	0	0	0	---	--	0	5	13	14%
Oct 4	at SF	W	1/0	2	1	0.5	1	0	0	0	---	--	0	1	9	15%
Oct 11	at Pit	L	1/0	1	3	3.0	3	0	0	0	---	--	0	3	7	12%
Oct 18	Bal	L	1/0	2	4	2.0	5	0	2	5	2.5	4	0	9	35	49%
Oct 22	NYG	W	1/1	12	46	3.8	12	0	3	46	15.3	18t	1	92	56	69%
Nov 1	Dal	W	1/1	15	70	4.7	19	0	2	9	4.5	6	0	79	41	65%
Nov 15	at NYG	L	1/0	3	63	21.0	56t	1	1	11	11.0	11	0	74	18	27%
Nov 22	at Cle	L	1/0	5	24	4.8	9	0	3	26	8.7	14	0	50	27	40%
Nov 30	Sea	L	1/0	2	7	3.5	5	0	5	40	8.0	17	0	47	26	37%
Dec 6	at GB	L	1/0	2	9	4.5	6	0	0	0	---	--	0	9	16	26%
Dec 13	NO	W	1/0	3	6	2.0	3	0	1	11	11.0	11	0	17	15	22%
Dec 20	at Ari	L	1/0	0	0	---	--	0	1	7	7.0	7	0	7	15	18%
Dec 27	at Dal	L	1/0	2	17	8.5	12	0	0	0	---	--	0	17	8	11%
Jan 3	Was	L	1/1	15	65	4.3	20	0	2	14	7.0	9	0	79	46	68%
<b>Totals</b>			<b>16/4</b>	<b>80</b>	<b>374</b>	<b>4.7</b>	<b>56t</b>	<b>1</b>	<b>25</b>	<b>212</b>	<b>8.5</b>	<b>18t</b>	<b>1</b>	<b>586</b>	<b>483</b>	<b>43%</b>

## 2019 GAME-BY-GAME STATISTICS (PHILADELPHIA)

				RUSHING					RECEIVING						SNAPS	
Date	Opp		GP/S	Att	Yds	Avg	Lg	TD	Rec	Yds	Avg	Lg	TD	TYS	No	Pct
Sep 8	Was	W	---	EAGLES PRACTICE SQUAD												
Sep 15	at Atl	L	---	EAGLES PRACTICE SQUAD												
Sep 22	Det	L	---	EAGLES PRACTICE SQUAD												
Sep 26	at GB	W	---	EAGLES PRACTICE SQUAD												
Oct 6	NYJ	W	---	EAGLES PRACTICE SQUAD												
Oct 13	at Min	L	1/0	4	30	7.5	15	0	0	0	---	--	0	30	4	6%
Oct 20	at Dal	L	1/0	7	32	4.6	14	0	1	5	5.0	5	0	37	8	13%
Oct 27	at Buf	W	1/0	5	6	1.2	5	1	0	0	---	--	0	6	9	12%
Nov 3	Chi	W	1/0	0	0	---	--	0	0	0	---	--	0	0	0	0%
Nov 17	NE	L	1/1	7	26	3.7	12	0	0	0	---	--	0	26	14	19%
Nov 24	Sea	L	1/0	0	0	---	--	0	0	0	---	--	0	0	3	4%
Dec 1	at Mia	L	1/0	0	0	---	--	0	0	0	---	--	0	0	0	0%
Dec 9	NYG	W	1/1	10	59	5.9	25	1	6	69	11.5	17	0	128	39	44%
Dec 15	at Was	W	1/0	6	26	4.3	6	0	7	39	5.6	12	0	65	35	46%
Dec 22	Dal	W	1/0	3	12	4.0	5	0	6	7	1.2	7	0	19	20	28%
Dec 29	at NYG	W	1/0	19	54	2.8	15	3	4	84	21.0	39	0	138	55	74%
<b>Totals</b>			<b>11/2</b>	<b>61</b>	<b>245</b>	<b>4.0</b>	<b>25</b>	<b>5</b>	<b>24</b>	<b>204</b>	<b>8.5</b>	<b>39</b>	<b>0</b>	<b>449</b>	<b>187</b>	<b>16%</b>
PLAYOFFS																
Jan 5	Sea	L	1/0	6	25	4.2	15	0	3	23	7.7	21	0	48	21	30%
<b>Totals</b>			<b>1/0</b>	<b>6</b>	<b>25</b>	<b>4.2</b>	<b>15</b>	<b>0</b>	<b>3</b>	<b>23</b>	<b>7.7</b>	<b>21</b>	<b>0</b>	<b>48</b>	<b>21</b>	<b>30%</b>

## 2018 GAME-BY-GAME STATISTICS (NEW ORLEANS & PHILADELPHIA)

				RUSHING					RECEIVING						SNAPS	
Date	Opp		GP/S	Att	Yds	Avg	Lg	TD	Rec	Yds	Avg	Lg	TD	TYS	No	Pct
Sep 9	TB	L	---	SAINTS PRACTICE SQUAD												
Sep 16	Cle	W	---	SAINTS PRACTICE SQUAD												
Sep 23	at Atl	W	---	SAINTS PRACTICE SQUAD												
Sep 30	at NYG	W	---	SAINTS PRACTICE SQUAD												
Oct 8	Was	W	---	SAINTS PRACTICE SQUAD												
Oct 21	at Bal	W	---	SAINTS PRACTICE SQUAD												
Oct 28	at Min	W	---	SAINTS PRACTICE SQUAD												
Nov 4	LAR	W	---	SAINTS PRACTICE SQUAD												
Nov 11	at Cin	W	---	SAINTS PRACTICE SQUAD												
Nov 18	Phi	W	---	SAINTS PRACTICE SQUAD												
Nov 22	Atl	W	---	SAINTS PRACTICE SQUAD												
Nov 29	at Dal	L	---	SAINTS PRACTICE SQUAD												
Dec 9	at TB	W	---	SAINTS PRACTICE SQUAD												
SIGNED BY EAGLES TO ACTIVE ROSTER FROM SAINTS PRACTICE SQUAD (12/11/18)																
Dec 16	at LAR	W	0/0	INACTIVE												
Dec 23	Hou	W	1/0	0	0	0.0	--	0	0	0	0.0	--	0	0	0	0%
Dec 30	at Was	W	1/0	0	0	0.0	--	0	0	0	0.0	--	0	0	0	0%
Totals			2/0	0	0	0.0	--	0	0	0	0.0	--	0	0	---	---
PLAYOFFS																
Jan 6	at Chi	W	1/0	0	0	0.0	--	0	0	0	0.0	--	0	0	1	1%
Jan 13	at NO	L	1/0	0	0	0.0	--	0	0	0	0.0	--	0	0	2	4%
Totals			2/0	0	0	0.0	--	0	0	0	0.0	--	0	0	3	3%



# JOSIAH SCOTT

CORNERBACK | 33



**Height:** 5-9 **Weight:** 185 **DOB:** April 5, 1999 (Age 22)

**NFL Experience:** 2nd Year (1st with Eagles) **Draft:** D4-20 (137th overall) by JAX **Acquired:** T-Jax-21

**College:** Michigan State **Hometown (HS):** Hamilton, OH (Fairfield)

RESERVE/INJURED

## CAREER STATISTICS

Year	Team	GP/S	TACKLES					PASS DEFENSE					FUMBLES			DEF SNAPS	
			Total	Solo	Asst	TFL	Sacks	Int	Yds	Lg	TD	PD	FF	FR	Yds	No	Pct
2020	Jacksonville	6/0	11	10	1	1	0.0	0	0	--	0	0	0	0	0	80	7%
2021	Philadelphia	6/0	1	0	1	0	0.0	0	0	--	0	0	0	0	0	16	2%
<b>Totals</b>		<b>12/0</b>	<b>12</b>	<b>10</b>	<b>2</b>	<b>1</b>	<b>0.0</b>	<b>0</b>	<b>0</b>	<b>--</b>	<b>0</b>	<b>0</b>	<b>0</b>	<b>0</b>	<b>0</b>	<b>---</b>	<b>---</b>

## ADDITIONAL STATISTICS

Special Teams Tackles: 2 - 2021 (2)

## CAREER HIGHS

Tackles	4	11/29/20 vs. Cle.
Sacks	--	---
INTs	--	---
PDs	--	---
FFs	--	---
FRs	--	---

**Hobbies:** Watching movies, playing video games and golfing ...

**First job:** Host at Max & Erma's ... **Bucket list:** Travel out of the

country ... **NFL player he models his game after:** Likes the men-

tality of Jamal Adams and Tyrann Mathieu ... **Favorite meal:** Burg-

er and wings ... **Favorite athlete growing up:** "I was an Eagles fan

growing up, so I was a big Brian Dawkins fan. I loved watching

Brian Dawkins play. The intensity that he played with, it was

crazy and unlike any other." ... **Favorite sports moment:** 'Miracle

at the Meadowlands' when DeSean Jackson returned the Matt

Dodge punt for a game-winning TD

## 2021 SEASON - EAGLES



## 2020 SEASON - JAGUARS



Saw action in six games as a rookie ... Made 11 tackles (10 solo) with 1 TFL over 80 defensive snaps (7%)

## COLLEGE HIGHLIGHTS



A three-year letterwinner at Michigan State who played in 30 career games and recorded 98 tackles, 32 PDs, 2 FFs and 1 FR ... Closed his career ranked T-12th in Spartans history in PDs



Started all 13 games and earned All-Big Ten honors as a junior in 2019 ... Tied for 2nd in the Big Ten with a team- and career-high 3 INTs and led Michigan State with 11 PDs

## BIRDSEED



Prepped at Fairfield (OH) High School ... Recorded 48 tackles, 10 PDs, 5 INTs, 4 TFLs, 3 blocked punts, 2 TDs, 2 FRs and 1 FF as a senior ... Named to the 2016 Division I All-Ohio Team



Is the son of Oliver and Danielle Scott ... One of four family members to play college football ... His brothers, Isaiah and Joshua, helped Mount Union win a Division III National Championship in 2012 ... His brother, Elijah, was a LB on the 2017 Division III National Championship team at Mount Union

## TRANSACTIONS



**10/2/21** - Activated from Reserve/Injured ... **9/2/20** - Placed on Reserve/Injured ... **5/18/21** - Acquired by PHI from JAX in exchange for CB **Jameson Houston** and a 2023 6th-round draft choice ... **7/30/20** - Activated from Reserve/COVID-19 ... **7/27/20** - Placed on Reserve/COVID-19 ... **2020** - Drafted by JAX in 4th round (137th overall)





2021 GAME-BY-GAME STATISTICS (PHI)												
Date	Opp		GP/S	Tot	Solo	Sk	Int	PD	FF	FR	Snap	Pct
Sep 12	at Atl	W	0/0	RESERVE/INJURED								
Sep 19	SF	L	0/0	RESERVE/INJURED								
Sep 27	at Dal	L	0/0	RESERVE/INJURED								
Oct 3	KC	L	1/0	0	0	0.0	0	0	0	0	0	0%
Oct 10	at Car	W	1/0	0	0	0.0	0	0	0	0	0	0%
Oct 14	TB	L	1/0	0	0	0.0	0	0	0	0	0	0%
Oct 24	at LV	L	1/0	0	0	0.0	0	0	0	0	0	0%
Oct 31	at Det	W	1/0	1	0	0.0	0	0	0	0	16	26%
Nov 7	LAC	L	0/0	INACTIVE								
Nov 14	at Den	W	1/0	0	0	0.0	0	0	0	0	0	0%
Nov 21	NO											
Nov 28	at NYG											
Dec 5	at NYJ											
TBD	Was											
Dec 26	NYG											
Jan 2	at Was											
Jan 9	Dal											
<b>Totals</b>			<b>6/0</b>	<b>1</b>	<b>0</b>	<b>0.0</b>	<b>0</b>	<b>0</b>	<b>0</b>	<b>0</b>	<b>16</b>	<b>2%</b>

2020 GAME-BY-GAME STATISTICS (JAX)												
Date	Opp		GP/S	Tot	Solo	Sk	Int	PD	FF	FR	Snap	Pct
Sep 13	Ind	W	0/0	DID NOT PLAY								
Sep 20	at Ten	L	0/0	INACTIVE								
Sep 24	Mia	L	0/0	INACTIVE								
Oct 4	at Cin	L	0/0	INACTIVE								
Oct 11	at Hou	L	0/0	DID NOT PLAY								
Oct 18	Det	L	0/0	DID NOT PLAY								
Oct 25	at LAC	L	1/0	1	1	0.0	0	0	0	0	2	2%
Nov 8	Hou	L	0/0	INACTIVE								
Nov 15	at GB	L	0/0	DID NOT PLAY								
Nov 22	Pit	L	1/0	1	1	0.0	0	0	0	0	4	5%
Nov 29	Cle	L	1/0	4	4	0.0	0	0	0	0	24	36%
Dec 6	at Min	L	1/0	3	2	0.0	0	0	0	0	28	31%
Dec 13	Ten	L	1/0	1	1	0.0	0	0	0	0	5	8%
Dec 20	at Bal	L	0/0	DID NOT PLAY								
Dec 27	Chi	L	0/0	DID NOT PLAY								
Jan 3	at Ind	L	1/0	1	1	0.0	0	0	0	0	17	25%
<b>Totals</b>			<b>6/0</b>	<b>11</b>	<b>10</b>	<b>0.0</b>	<b>0</b>	<b>0</b>	<b>0</b>	<b>0</b>	<b>80</b>	<b>7%</b>



# ISAAC SEUMALO

GUARD | 56

(pronounced say-uh-MAH-low)



**Height:** 6-4 **Weight:** 303 **DOB:** Oct. 29, 1993 (Age 28)

**NFL Experience:** 6th Year (6th with Eagles) **Draft:** D3-16 (79th overall) by PHI

**College:** Oregon State **Hometown (HS):** Corvallis, OR (Corvallis)

Super Bowl Champion: 2017 (LII)

RESERVE/INJURED

## CAREER STATISTICS

			STARTS			OFF SNAPS	
Year	Team	GP/S	LG	RG	RT	No	Pct
2016	Philadelphia	9/4	1	2	1	335	30%
2017	Philadelphia	14/2	2	0	0	284	25%
2018	Philadelphia	13/9	9	0	0	548	50%
2019	Philadelphia	16/16	16	0	0	1,181	99%
2020	Philadelphia	9/9	9	0	0	587	52%
2021	Philadelphia	3/3	3	0	0	168	26%
<b>Totals</b>		<b>64/43</b>	<b>40</b>	<b>2</b>	<b>1</b>	---	---
PLAYOFFS							
2017	Philadelphia	3/0	0	0	0	23	11%
2018	Philadelphia	2/2	2	0	0	119	100%
2019	Philadelphia	1/1	1	0	0	69	100%
<b>Totals</b>		<b>6/3</b>	<b>3</b>	<b>0</b>	<b>0</b>	---	---

**First job:** Delivering newspapers in his neighborhood (woke up at 3 a.m. to start his route) ... **If he could play another sport:** Ping pong ... **Favorite sports moment:** Hawaii's 2008 Sugar Bowl season ... **Favorite meal:** Hawaiian food ... **Favorite TV show:** *It's Always Sunny in Philadelphia*



## CAREER HIGHLIGHTS

- ▶ Started all 16 games at LG for the first time in his career in 2019 ... Appeared in 1,181 offensive snaps (99%) ... Paved the way for an offense that ranked 3rd in red zone TD efficiency (66.7%) and 4th in third-down conversion rate (45.4%)
- ▶ Played in 14 games, including two starts at LG, during Philadelphia's **Super Bowl LII**-winning season in 2017 ... Blocked for one of the most dominant OL units in the league ... Helped the Eagles lead the NFL in red zone offense (65.%) and rank 3rd in rushing offense (132.2 ypg) and offensive points per game (26.3)
- ▶ Proved to be a key reserve OL as a rookie in 2016 ... Saw action in nine games and started four contests at three different positions (one at LG, two at RG and one at RT) ... Appeared at RG in his NFL starting debut vs. GB (11/28/16)

## COLLEGE HIGHLIGHTS

- ▶ Made 37 career starts at Oregon State, opening contests at four different positions on the OL (LT, C, RG and RT)
- ▶ In 2015, started all 12 games for the Beavers (three at LT, nine at RG) ... Named to the Outland Trophy and Rotary Lombardi Award watch lists and finished the season with All-Pac-12 honorable mention and Pac-12 All-Academic first-team honors
- ▶ Started 10 games at C and two games at RT in 2013, earning second-team All-Pac-12 All-Conference honors ... Also selected to the Capital One Academic All-District Team as well as the Pac-12 All-Academic first-team
- ▶ During the 2012 season, became the first freshman starting C for Oregon State since **Roger Levasa** in 1978 ... Earned All-Pac-12 honorable mention and was named Freshman All-America by *Phil Steele* and *CBSSports.com*

## BIRDSEED

- ▶ Prepped at Corvallis (OR) High School, where he was named 5A first-team All-State as an OL and DL following his junior and senior seasons ... Also an Under Armour and ESPN All-American
- ▶ Is the son of Joe and Karen Seumalo and has three brothers (Andrew, Levi and Noah) and one sister (Jessi)

## TRANSACTIONS

- ▶ **9/28/21** - Placed on Reserve/Injured ... **11/20/20** - Activated from Reserve/Injured ... **9/22/20** - Placed on Reserve/Injured ... **3/4/19** - Agreed to terms with PHI on 3-year contract ... **2016** - Drafted by PHI in 3rd round (79th overall)



# ALEX SINGLETON

LINEBACKER | 49



**Height:** 6-2 **Weight:** 240 **DOB:** Dec. 7, 1993 (Age 27)

**NFL Experience:** 3rd Year (3rd with Eagles) **Draft:** UDFA-15 by SEA **Acquired:** FA-19

**College:** Montana State **Hometown (HS):** Thousand Oaks, CA (Thousand Oaks)

## CAREER STATISTICS

Year	Team	GP/S	TACKLES					PASS DEFENSE					FUMBLES			DEF SNAPS	
			Total	Solo	Asst	TFL	Sacks	Int	Yds	Lg	TD	PD	FF	FR	Yds	No	Pct
2019	Philadelphia	10/0	0	0	0	0	0.0	0	0	--	0	0	0	0	0	0	0%
2020	Philadelphia	16/11	119	87	32	5	2.0	1	30	30t	1	1	0	2	0	748	68%
2021	Philadelphia	10/4	77	44	33	1	0.0	0	0	--	0	1	0	0	0	391	57%
<b>Totals</b>		<b>36/15</b>	<b>196</b>	<b>131</b>	<b>65</b>	<b>6</b>	<b>2.0</b>	<b>1</b>	<b>30</b>	<b>30t</b>	<b>1</b>	<b>2</b>	<b>0</b>	<b>2</b>	<b>0</b>	<b>---</b>	<b>---</b>

## PLAYOFFS

2019	Philadelphia	1/0	0	0	0	0	0.0	0	0	--	0	0	0	0	0	0	0%
<b>Totals</b>		<b>1/0</b>	<b>0</b>	<b>0</b>	<b>0</b>	<b>0</b>	<b>0.0</b>	<b>0</b>	<b>0</b>	<b>--</b>	<b>0</b>	<b>0</b>	<b>0</b>	<b>0</b>	<b>0</b>	<b>---</b>	<b>---</b>

## ADDITIONAL STATISTICS

**Special Teams Tackles:** 23 - 2021 (6), 2020 (9), 2019 (8) **Fumble Recoveries:** 1 - 2021 (1) **Blocked FG Recoveries:** 1 - 2021 (1)

## CAREER HIGHS

<b>Tackles</b>	15	10/14/21 vs. TB
<b>Sacks</b>	1.0	2x, last: 1/3/21 vs. Was.
<b>INTs</b>	1	10/4/20 at SF
<b>PDs</b>	1	2x, last: 10/14/20 vs. TB
<b>FFs</b>	--	---
<b>FRs</b>	1	2x, last: 12/20/20 at Ari.

**Bucket list:** Travel to Europe ... **Surprisingly good at:** Snowboarding ... **Prized possession:** Grey Cup ring from when he won the CFL championship with the Calgary Stampeders in 2018 ... **If he could play another sport:** Golf ... **Pregame ritual:** Listens to "Bungle in the Jungle" by Jethro Tull before he goes out to the field ... **If he could choose any karaoke song:** "Live Like You Were Dying" by Tim McGraw ... **Favorite TV show:** *New Girl* ... **Favorite movie:** *Forrest Gump* ... **Favorite music:** Country, Old Dominion ... **Favorite meal:** Tacconelli's Pizza

## 2021 SEASON - EAGLES

- ▶ Recovered the ball after a blocked FG by S **K'Von Wallace** in the third quarter of the 30-13 victory at Den. (11/14/21)
- ▶ Recorded a career-high 15 tackles (8 solo) with 1 PD vs. TB (10/14/21)
- ▶ Had a team-high 13 tackles (9 solo) in the 21-18 comeback win at Car. (10/10/21)

## 2020 SEASON - EAGLES

- ▶ Recorded a team-high 119 tackles (87 solo), which are the most by an Eagles LB since **DeMeco Ryans** in 2013 (177) ... Added 5 TFLs, 2.0 sacks, 2 FRs and 1 INT-TD in his breakout season ... Also led the team with 296 special teams snaps (70%) and produced a career-high 9 special teams tackles
- ▶ Averaged 10.3 tackles per game over 11 starts (Weeks 6-17) ... Totaled at least 11 tackles in each of the last five games of the season, including a career-high 14 tackles vs. Was. (1/3/21)
- ▶ Intercepted 49ers QB **Nick Mullens** and returned it 30 yards for a TD in the fourth quarter of the 25-20 win at SF (10/4/20) on *Sunday Night Football* ... The INT-TD marked his first career pick and gave the Eagles a two-possession lead in the final frame

## 2019 SEASON - EAGLES

- ▶ Appeared in 198 special teams snaps (44%) and tied for the 4th-most special teams tackles (8) on the Eagles' roster ... Led Philadelphia with 0.8 special teams tackles per game

## CFL HIGHLIGHTS

- ▶ Played three seasons (2016-18) with the CFL's Calgary Stampeders and amassed 311 tackles, 6 FFs, 4.0 sacks and 1 INT in 54 career games ... Also logged 17 special teams tackles ... Selected by Calgary with the 6th-overall pick of the 2016 CFL Draft

## COLLEGE HIGHLIGHTS

- ▶ A three-year starter at LB for Montana State ... Finished his collegiate career with 246 tackles, including 31.5 TFLs, and 4 INTs
- ▶ Entered the 2014 season on the CFPA National Watch List as one of the top players in the FCS at his position



## 2021 GAME-BY-GAME STATISTICS (PHI)

Date	Opp	GP/S	Tot	Solo	Sk	Int	PD	FF	FR	Snap	Pct
Sep 12	at Atl	W	1/0	7	2	0.0	0	0	0	43	60%
Sep 19	SF	L	1/1	11	5	0.0	0	0	0	57	81%
Sep 27	at Dal	L	1/1	10	5	0.0	0	0	0	57	74%
Oct 3	KC	L	1/1	9	6	0.0	0	0	0	56	84%
Oct 10	at Car	W	1/1	13	9	0.0	0	0	0	53	75%
Oct 14	TB	L	1/0	15	8	0.0	0	1	0	47	63%
Oct 24	at LV	L	1/0	9	7	0.0	0	0	0	37	56%
Oct 31	at Det	W	1/0	0	0	0.0	0	0	0	21	34%
Nov 7	LAC	L	1/0	3	2	0.0	0	0	0	10	14%
Nov 14	at Den	W	1/0	0	0	0.0	0	0	0	10	17%
Nov 21	NO										
Nov 28	at NYG										
Dec 5	at NYJ										
TBD	Was										
Dec 26	NYG										
Jan 2	at Was										
Jan 9	Dal										
<b>Totals</b>			<b>10/4</b>	<b>77</b>	<b>44</b>	<b>0.0</b>	<b>0</b>	<b>1</b>	<b>0</b>	<b>391</b>	<b>57%</b>

## 2019 GAME-BY-GAME STATISTICS (PHI)

Date	Opp	GP/S	Tot	Solo	Sk	Int	PD	FF	FR	Snap	Pct
Sep 8	Was	W	---								
Sep 15	at Atl	L	---								
Sep 22	Det	L	---								
Sep 26	at GB	W	---								
Oct 6	NYJ	W	---								
Oct 13	at Min	L	---								
Oct 20	at Dal	L	1/0	0	0	0.0	0	0	0	0	0%
Oct 27	at Buf	W	1/0	0	0	0.0	0	0	0	0	0%
Nov 3	Chi	W	1/0	0	0	0.0	0	0	0	0	0%
Nov 17	NE	L	1/0	0	0	0.0	0	0	0	0	0%
Nov 24	Sea	L	1/0	0	0	0.0	0	0	0	0	0%
Dec 1	at Mia	L	1/0	0	0	0.0	0	0	0	0	0%
Dec 9	NYG	W	1/0	0	0	0.0	0	0	0	0	0%
Dec 15	at Was	W	1/0	0	0	0.0	0	0	0	0	0%
Dec 22	Dal	W	1/0	0	0	0.0	0	0	0	0	0%
Dec 29	at NYG	W	1/0	0	0	0.0	0	0	0	0	0%
<b>Totals</b>			<b>10/0</b>	<b>0</b>	<b>0</b>	<b>0.0</b>	<b>0</b>	<b>0</b>	<b>0</b>	<b>0</b>	<b>0%</b>
<b>PLAYOFFS</b>											
Jan 5	Sea	L	1/0	0	0	0.0	0	0	0	0	0%
<b>Totals</b>			<b>1/0</b>	<b>0</b>	<b>0</b>	<b>0.0</b>	<b>0</b>	<b>0</b>	<b>0</b>	<b>0</b>	<b>0%</b>

## 2020 GAME-BY-GAME STATISTICS (PHI)

Date	Opp	GP/S	Tot	Solo	Sk	Int	PD	FF	FR	Snap	Pct
Sep 13	at Was	L	1/0	0	0	0.0	0	0	0	10	14%
Sep 20	LAR	L	1/0	0	0	0.0	0	0	0	0	0%
Sep 27	Cin	T	1/0	1	0	0.0	0	0	0	1	1%
Oct 4	at SF	W	1/0	2	2	0.0	1	1	0	15	21%
Oct 11	at Pit	L	1/0	3	2	0.0	0	0	0	28	37%
Oct 18	Bal	L	1/1	12	5	0.0	0	0	0	65	89%
Oct 22	NYG	W	1/1	5	4	0.0	0	0	0	40	67%
Nov 1	Dal	W	1/1	8	4	0.0	0	0	0	62	78%
Nov 15	at NYG	L	1/1	12	9	0.0	0	0	0	71	100%
Nov 22	at Cle	L	1/1	9	8	1.0	0	0	0	67	100%
Nov 30	Sea	L	1/1	7	5	0.0	0	0	0	67	100%
Dec 6	at GB	L	1/1	12	8	0.0	0	0	0	61	100%
Dec 13	NO	W	1/1	12	12	0.0	0	0	0	63	100%
Dec 20	at Ari	L	1/1	11	8	0.0	0	0	1	66	97%
Dec 27	at Dal	L	1/1	11	9	0.0	0	0	0	70	100%
Jan 3	Was	L	1/1	14	11	1.0	0	0	0	62	99%
<b>Totals</b>			<b>16/11</b>	<b>119</b>	<b>87</b>	<b>2.0</b>	<b>1</b>	<b>1</b>	<b>0</b>	<b>748</b>	<b>68%</b>


## BIRDSEED

- Inspired by his older sister, Ashley, who has Down syndrome and is a Special Olympics athlete ... During the 2020 season, started the "Tackling Inclusion" initiative, where individuals would pledge money for every tackle he made to go toward Special Olympics Pennsylvania programs ... Originally began the year as a backup LB, but surpassed his goal of \$2,000 when he assumed a starting role midseason, eventually raising \$11,432 for the cause
- Attended Thousand Oaks (CA) High School, where he received all-conference and all-county honors ... Named to the All-CIF Northern Division team and earned defensive MVP honors
- Is the son of Steve and Kim Singleton and has three siblings

## TRANSACTIONS

- **8/7/21** - Activated from Reserve/COVID-19 ... **7/28/21** - Placed on Reserve/COVID-19 ... **3/25/21** - Signed by PHI to exclusive rights tender ... **10/16/19** - Signed by PHI to active roster from practice squad ... **9/1/19** - Signed by PHI to practice squad ... **8/31/19** - Waived by PHI ... **1/8/19** - Signed by PHI to reserve/future contract ... **4/13/16** - Waived by MIN ... **1/11/16** - Signed by MIN to reserve/future contract ... **12/22/15** - Signed by MIN to practice squad ... **12/15/15** - Released by SEA from practice squad ... **11/26/15** - Signed by SEA to practice squad ... **9/16/15** - Released by NE from practice squad ... **9/9/15** - Signed by NE to practice squad ... **9/5/15** - Waived by SEA ... **8/14/15** - Signed by SEA ... **8/5/15** - Waived by SEA ... **2015** - Signed by SEA as UDFA





# REID SINNETT

QUARTERBACK | 7

(pronounced SIN-ett)



**Height:** 6-4 **Weight:** 220 **DOB:** Feb. 5, 1997 (Age 24)

**NFL Experience:** 1st Year (1st with Eagles) **Draft:** UDFA-20 by TB **Acquired:** W-Mia-21

**College:** San Diego **Hometown (HS):** Johnston, IA (Johnston)

## CAREER STATISTICS

Year	Team	GP/S	PASSING										RUSHING					OFF SNAPS	
			Att	Cmp	Pct	Yds	Y/A	TD	Int	Lg	Sk/Yds	Rate	Att	Yds	Avg	Lg	TD	No	Pct
2020	Miami	0/0	0	0	---	0	---	0	0	--	0/0	---	0	0	---	--	0	0	0%
2021	Philadelphia	0/0	0	0	---	0	---	0	0	--	0/0	---	0	0	---	--	0	0	0%
<b>Totals</b>		<b>0/0</b>	<b>0</b>	<b>0</b>	<b>---</b>	<b>0</b>	<b>---</b>	<b>0</b>	<b>0</b>	<b>--</b>	<b>0/0</b>	<b>---</b>	<b>0</b>	<b>0</b>	<b>---</b>	<b>--</b>	<b>0</b>	<b>---</b>	<b>---</b>

## CAREER HIGHS

Pass Attempts	--	---
Completions	--	---
Passing Yards	--	---
Yards/Attempt	--	---
Passing Long	--	---
Passing TDs	--	---
Completion %	--	---
Passer Rating	--	---
Rush Attempts	--	---
Rushing Yards	--	---
Rushing Long	--	---
Rushing TDs	--	---

## 2021 SEASON - EAGLES

### COLLEGE HIGHLIGHTS

- ▶ Played collegiately at San Diego, where he completed 275-of-423 (65.0%) attempts for 3,844 yards and 33 TDs in his 45 games (12 starts) ... Also totaled 268 yards and 7 TDs on 93 carries
- ▶ Finished his senior season with 3,528 yards and 32 TDs on 251-of-375 (67.0%) passing ... Also recorded 174 yards and 6 TDs on 63 carries ... Ranked 2nd in the nation in passing efficiency (168.8) and 4th in the nation in passing TDs (33), passing yards per game (294.0) and total yards (3,528) ... Led San Diego to their sixth straight PFL championship and fourth trip in a row to the FCS Playoffs ... Earned All-PFL first team honors
- ▶ Left San Diego with the 2nd-most passing yards (3,528), 4th-most completions (252) and 6th-highest completion percentage (66.9%) and passing efficiency (168.8) in program history

### BIRDSEED

- ▶ Majored in finance at San Diego
- ▶ Attended Johnston (IA) High School, where he threw for 2,202 yards and 17 TDs on 152-of-291 passing (52.2%) while adding 264 yards on 48 carries ... Also lettered in baseball and basketball ... Was named first team all-conference in baseball and named to the Iowa all-star baseball team

### TRANSACTIONS

- ▶ **10/25/21** - Claimed off waivers by PHI ... **10/23/21** - Waived by MIA ... **9/25/21** - Signed by MIA to active roster from practice squad ... **9/1/21** - Signed by MIA to practice squad ... **8/31/21** - Waived by MIA ... **1/5/21** - Signed by MIA to a reserve/future contract ... **1/2/21** - Elevated by MIA from practice squad for Week 17 at Buffalo ... **11/28/20** - Elevated by MIA from practice squad for Week 12 at New York ... **9/14/20** - Signed by MIA to practice squad ... **9/8/20** - Released by TB from practice squad ... **9/6/20** - Signed by TB to practice squad ... **9/5/20** - Waived by TB ... **2020** - Signed by TB as UDFA



## 2021 GAME-BY-GAME STATISTICS (MIAMI & PHILADELPHIA)

				PASSING									RUSHING					SNAPS		
Date	Opp		GP/S	Att	Cmp	Pct	Yds	Y/A	TD	Int	Lg	Sk/Yds	Rate	Att	Yds	Avg	Lg	TD	No	Pct
Sep 12	at NE	W	---	DOLPHINS PRACTICE SQUAD																
Sep 19	Buf	L	---	DOLPHINS PRACTICE SQUAD																
Sep 26	at LV	L	---	DOLPHINS PRACTICE SQUAD																
Oct 3	Ind	L	---	DOLPHINS PRACTICE SQUAD																
Oct 10	at TB	L	---	DOLPHINS PRACTICE SQUAD																
Oct 17	Jax	L	---	DOLPHINS PRACTICE SQUAD																
WAIVED BY DOLPHINS (10/23/21)																				
CLAIMED OFF WAIVERS BY EAGLES (10/25/21)																				
Oct 31	at Det	W	0/0	INACTIVE																
Nov 7	LAC	L	0/0	INACTIVE																
Nov 14	at Den	W	0/0	INACTIVE																
Nov 21	NO																			
Nov 28	at NYG																			
Dec 5	at NYJ																			
TBD	Was																			
Dec 26	NYG																			
Jan 2	at Was																			
Jan 9	Dal																			
Totals			0/0	0	0	---	0	---	0	0	--	0/0	---	0	0	---	--	0	0	0%

## 2020 GAME-BY-GAME STATISTICS (MIAMI)

				PASSING									RUSHING					SNAPS		
Date	Opp		GP/S	Att	Cmp	Pct	Yds	Y/A	TD	Int	Lg	Sk/Yds	Rate	Att	Yds	Avg	Lg	TD	No	Pct
NOT ON NFL ROSTER																				
Sep 20	Buf	L	---	DOLPHINS PRACTICE SQUAD																
Sep 24	at Jax	W	---	DOLPHINS PRACTICE SQUAD																
Oct 4	Sea	L	---	DOLPHINS PRACTICE SQUAD																
Oct 11	at SF	W	---	DOLPHINS PRACTICE SQUAD																
Oct 18	NYJ	W	---	DOLPHINS PRACTICE SQUAD																
Nov 1	LAR	W	---	DOLPHINS PRACTICE SQUAD																
Nov 8	at Ari	W	---	DOLPHINS PRACTICE SQUAD																
Nov 15	LAC	W	---	DOLPHINS PRACTICE SQUAD																
Nov 22	at Den	L	---	DOLPHINS PRACTICE SQUAD																
Nov 29	at NYJ	W	0/0	DID NOT PLAY																
Dec 6	Cin	W	---	DOLPHINS PRACTICE SQUAD																
Dec 13	KC	L	---	DOLPHINS PRACTICE SQUAD																
Dec 20	NE	W	---	DOLPHINS PRACTICE SQUAD																
Dec 26	at LV	W	---	DOLPHINS PRACTICE SQUAD																
Jan 3	at Buf	L	0/0	DID NOT PLAY																
Totals			0/0	0	0	---	0	---	0	0	--	0/0	---	0	0	---	--	0	0	0%



# ARRYN SIPOSS

PUNTER | 8

(pronounced Aaron SIP-oss)



**Height:** 6-2 **Weight:** 212 **DOB:** Nov. 25, 1992 (Age 28)

**NFL Experience:** 1st Year (1st with Eagles) **Draft:** UDFA-20 by DET **Acquired:** FA-21

**College:** Auburn **Hometown (HS):** Melbourne, Australia (Hallam Senior College)

## CAREER STATISTICS

Year	Team	GP	No	Yds	Avg	Opp Ret	Yds	TB	Net Yds	Net Avg	In20	Lg	Blk	ST
2021	Philadelphia	10	35	1,621	46.3	16	160	2	1,421	40.6	10	68	0	0
<b>Totals</b>		<b>10</b>	<b>35</b>	<b>1,621</b>	<b>46.3</b>	<b>16</b>	<b>160</b>	<b>2</b>	<b>1,421</b>	<b>40.6</b>	<b>10</b>	<b>68</b>	<b>0</b>	<b>0</b>

## CAREER HIGHS

<b>Punts</b>	6	2x, last 10/10/21 at Car..
<b>Punt Yards</b>	276	10/10/21 at Car..
<b>Punt Long</b>	68	9/19/21 vs. SF
<b>Inside 20</b>	3	9/12/21 at Atl.
<b>Gross Average</b>	51.0	9/19/21 vs. SF
<b>Net Average</b>	44.5	9/12/21 at Atl.

## 2021 SEASON - EAGLES

- ▶ Recorded a career-long, 68-yard punt vs. SF (9/19/21)
- ▶ Made his NFL debut in the 32-6 win at Atl. (9/12/21), landing 3 of his 4 punts inside the 20-yard line, including 2 punts inside the Falcons' 8-yard line ... Finished with a 44.5 net average

## COLLEGE HIGHLIGHTS

- ▶ Played in 26 career games at Auburn (2018-19), registering 117 punts for 5,150 yards (44.0 avg.), including 21 punts of 50+ yards (career-long 60 yards) as well as 33 punts inside the 20

## BIRDSEED

- ▶ Formerly a professional Australian rules football player ... Originally selected by the St. Kilda Football Club of the Australian Football League with the 75th-overall pick in 2020 ... Trained with ProKick Australia before transitioning to American football

## TRANSACTIONS


- ▶ **1/13/21** - Signed by PHI to reserve/future contract ... **12/19/20** - Signed by DET to practice squad ... **12/16/20** - Released by DET from practice squad ... **10/24/20** - Signed by DET to practice squad ... **10/21/20** - Released by DET from practice squad ... **9/6/20** - Signed by DET to practice squad ... **9/5/20** - Waived by DET ... **8/9/20** - Activated from Reserve/COVID-19 ... **7/29/20** - Placed on Reserve/COVID-19 ... **2020** - Signed by DET as UDFA




**Nickname:** Sip ... **Hobbies:** Golf and cooking ... **First job:** Dish-washer at Krispy Kreme ... **Surprisingly good at:** Singing ... **Desired talent:** Play guitar ... **If he could be any superhero:** "Batman, Christian Bale style. The guy is a beast." ... **If he owned a business:** Australian-style café/coffee shop (he thinks we need better coffee in the United States) ... **If he could choose any karaoke song:** "Love Yourself" - Justin Bieber ... **Favorite TV shows:** Game of Thrones and Ozark ... **Favorite movies:** The Dark Knight ... **Favorite music artist:** Ed Sheeran ... **Favorite meal:** Pot and parma (Australian slang for a beer and chicken parmigiana) ... **Favorite athlete growing up:** Australian Rules Footballer Jason Cripps ... **Favorite sports moment:** Watching Australian Cathy Freeman win gold at the 2000 Sydney Olympics in the 400m

## 2021 GAME-BY-GAME STATISTICS (PHI)

Date	Opp		No	Yds	Avg	Net	TB	In20	Lg	Blk
Sep 12	at Atl	W	4	189	47.3	44.5	0	3	54	0
Sep 19	SF	L	4	204	51.0	37.8	2	1	68	0
Sep 27	at Dal	L	6	258	43.0	40.8	0	2	51	0
Oct 3	KC	L	0	0	---	---	0	0	--	0
Oct 10	at Car	W	6	276	46.0	39.5	0	1	64	0
Oct 14	TB	L	5	220	44.0	39.8	0	0	55	0
Oct 24	at LV	L	3	143	47.7	12.7	0	1	52	0
Oct 31	at Det	W	1	47	47.0	36	0	0	47	0
Nov 7	LAC	L	3	130	43.3	40.0	0	1	44	0
Nov 14	at Den	W	3	154	51.3	42.3	0	1	54	0
Nov 21	NO									
Nov 28	at NYG									
Dec 5	at NYJ									
TBD	Was									
Dec 26	NYG									
Jan 2	at Was									
Jan 9	Dal									
<b>Totals</b>			<b>35</b>	<b>1,621</b>	<b>46.3</b>	<b>40.6</b>	<b>2</b>	<b>10</b>	<b>68</b>	<b>0</b>







# DARIUS SLAY

CORNERBACK | 2



**Height:** 6-0 **Weight:** 190 **DOB:** Jan. 1, 1991 (Age 30)

**NFL Experience:** 9th Year (2nd with Eagles) **Draft:** D2-13 (36th overall) by DET **Acquired:** T-Det-20

**College:** Mississippi State **Hometown (HS):** Brunswick, GA (Brunswick)

**All-Pro:** 2017 **Pro Bowl:** 2018, 2019, 2020

## CAREER STATISTICS

Year	Team	GP/S	TACKLES					PASS DEFENSE					FUMBLES			DEF SNAPS	
			Total	Solo	Asst	TFL	Sacks	Int	Yds	Lg	TD	PD	FF	FR	Yds	No	Pct
2013	Detroit	13/4	31	25	6	0	0.0	0	0	--	0	5	0	0	0	338	33%
2014	Detroit	16/16	60	47	13	1	0.0	2	42	40	0	17	0	0	0	1,012	97%
2015	Detroit	16/16	58	47	11	1	0.0	2	0	0	0	13	0	0	0	994	95%
2016	Detroit	13/13	44	43	1	1	1.0	2	24	13	0	13	1	0	0	731	71%
2017	Detroit	16/16	60	54	6	1	0.0	8	73	37	0	26	0	1	0	1,064	98%
2018	Detroit	15/15	43	40	3	1	0.0	3	107	67t	1	17	0	0	0	875	89%
2019	Detroit	14/14	46	36	10	0	0.0	2	19	19	0	13	0	1	38	858	75%
2020	Philadelphia	15/14	77	66	11	1	0.0	1	25	25	0	10	0	0	0	884	80%
2021	Philadelphia	10/10	38	28	10	3	0.0	2	25	19	0	3	0	2	0	629	92%
<b>Totals</b>		<b>128/118</b>	<b>457</b>	<b>386</b>	<b>71</b>	<b>9</b>	<b>1.0</b>	<b>22</b>	<b>315</b>	<b>67t</b>	<b>1</b>	<b>117</b>	<b>1</b>	<b>4</b>	<b>38</b>	<b>---</b>	<b>---</b>

## PLAYOFFS

2014	Detroit	1/1	0	0	0	0	0.0	0	0	--	0	1	0	0	0	61	98%
2016	Detroit	1/1	2	1	1	0	0.0	0	0	--	0	0	0	0	0	70	96%
<b>Totals</b>		<b>2/2</b>	<b>2</b>	<b>1</b>	<b>1</b>	<b>0</b>	<b>0.0</b>	<b>0</b>	<b>0</b>	<b>--</b>	<b>0</b>	<b>1</b>	<b>0</b>	<b>0</b>	<b>0</b>	<b>---</b>	<b>---</b>

## ADDITIONAL STATISTICS

**Special Teams Tackles:** 5 - 2015 (1), 2014 (1), 2013 (3) **Fumble Recovery TDs:** 2- 2021 (2)

## CAREER HIGHS

<b>Tackles</b>	9	2x, last: 11/30/20 vs. Sea.
<b>Sacks</b>	1.0	10/2/16 at Chi.
<b>INTs</b>	2	3x, last: 10/10/21 at Car..
<b>PDs</b>	4	10/18/15 vs. Chi.
<b>FFs</b>	1	10/9/16 vs. Phi.
<b>FRs</b>	1	4x, last: 11/14/21 at Den.

## CAREER HIGHLIGHTS

- ▶ A three-time **Pro Bowl** selection (2018, '19, '20) ... Also selected first-team **All-Pro** by the *Associated Press* in 2017, when he tied with **Kevin Byard** for the most INTs (career-high 8) in the NFL

## NOTES TO KNOW

- ▶ Since entering the league in 2013, leads all NFL players with 113 PDs (according to *Pro Football Reference*)

## 2021 SEASON - EAGLES

- ▶ Recovered his second fumble for a TD of the season after returning a fumble that was forced by LB **Davion Taylor** 83 yards in the 30-13 victory at Den. (11/24/21) ... Became just the fourth player in franchise history to record 2 fumble recovery TDs in a single season, joining **Jaqua Parker** (2011), **Kevin Curtis** (2007, after completed passes) and **Seth Joyner** (1991)
- ▶ Recovered a fumble that was forced by CB **Avonte Maddox** and returned it 33 yards for a TD in the win at Det. (10/31/21) ... Is the first Eagles CB to return a fumble recovery for a TD since Orlando Scandrick on 10/6/19 at NYJ (44 yards)
- ▶ Made a career-high-tying 2 INTs along with 3 tackles after picking off Panthers QB **Sam Darnold** twice in the 21-18 comeback win at Car. (10/10/21)

## 2020 SEASON - EAGLES

- ▶ Led the Eagles' defense with 10 PDs and produced a career-high 77 tackles (66 solo) ... Also recorded 1 INT when he picked off Cowboys QB **Andy Dalton** at Dal. (12/27/20)



## 2021 GAME-BY-GAME STATISTICS (PHI)

Date	Opp		GP/S	Tot	Solo	Sk	Int	PD	FF	FR	Snap	Pct
Sep 12	at Atl	W	1/1	6	3	0.0	0	1	0	0	70	97%
Sep 19	SF	L	1/1	3	3	0.0	0	0	0	0	68	97%
Sep 27	at Dal	L	1/1	4	3	0.0	0	0	0	0	76	99%
Oct 3	KC	L	1/1	5	4	0.0	0	0	0	0	67	100%
Oct 10	at Car	W	1/1	3	3	0.0	2	2	0	0	71	100%
Oct 14	TB	L	1/1	3	2	0.0	0	0	0	0	75	100%
Oct 24	at LV	L	1/1	5	3	0.0	0	0	0	0	66	100%
Oct 31	at Det	W	1/1	1	1	0.0	0	0	0	1	46	74%
Nov 7	LAC	L	1/1	3	3	0.0	0	0	0	0	44	64%
Nov 14	at Den	W	1/1	5	3	0.0	0	0	0	1	46	79%
Nov 21	NO											
Nov 28	at NYG											
Dec 5	at NYJ											
TBD	Was											
Dec 26	NYG											
Jan 2	at Was											
Jan 9	Dal											
Totals			10/10	38	28	0.0	2	3	0	2	629	92%



## 2019 SEASON - LIONS

- ▶ Posted a team-high-tying 13 PDs (**Justin Coleman**) and 2 INTs (**Amani Oruwariye**) ... Added 46 tackles (36 solo) and 1 FR
- ▶ Recovered a fumble by Eagles WR **Nelson Agholor** and returned it 38 yards to the PHI 22 in the second quarter of the 27-24 win at Phi. (9/22/19) ... The takeaway set up a 33-yard FG by Lions K **Matt Prater** that gave Detroit a 20-10 advantage

## 2018 SEASON - LIONS

- ▶ Ranked 4th in the NFL with a team-leading 17 PDs, trailing only **Kyle Fuller** (21), **Stephon Gilmore** (20) and **Kareem Jackson** (18) ... Tied with **Quandre Diggs** for the most INTs (3) on the Lions defense, which included his first career TD
- ▶ Named **NFC Defensive Player of the Week** after recording a 67-yard INT-TD against Cardinals QB **Josh Rosen** in the 17-3 victory at Ari. (12/9/18) ... Became the first Lions defender in team history to collect three Player of the Week accolades

## 2017 SEASON - LIONS

- ▶ Led the NFL with a career-high 26 PDs and tied **Kevin Byard** for the most INTs (career-high 8) ... Became the first Lions player to snag 8+ INTs in a single season since **Willie Clay** in 1995 and the first CB in team history to do so since **Dick LeBeau** in 1970
- ▶ Voted **NFC Defensive Player of the Week** for the second time in his career after producing a career-high-tying 2 INTs off of Bears QB **Mitchell Trubisky** in the 20-10 win vs. Chi. (12/16/17)

## 2020 GAME-BY-GAME STATISTICS (PHI)

Date	Opp		GP/S	Tot	Solo	Sk	Int	PD	FF	FR	Snap	Pct
Sep 13	at Was	L	1/1	4	3	0.0	0	1	0	0	64	91%
Sep 20	LAR	L	1/1	7	6	0.0	0	0	0	0	67	97%
Sep 27	Cin	T	1/1	6	6	0.0	0	2	0	0	66	92%
Oct 4	at SF	W	1/1	6	5	0.0	0	2	0	0	73	100%
Oct 11	at Pit	L	1/1	9	8	0.0	0	2	0	0	60	80%
Oct 18	Bal	L	1/1	8	6	0.0	0	0	0	0	73	100%
Oct 22	NYG	W	1/1	4	3	0.0	0	0	0	0	59	98%
Nov 1	Dal	W	1/1	3	2	0.0	0	0	0	0	28	35%
Nov 15	at NYG	L	1/1	5	4	0.0	0	1	0	0	69	97%
Nov 22	at Cle	L	1/1	1	1	0.0	0	1	0	0	51	76%
Nov 30	Sea	L	1/1	9	9	0.0	0	0	0	0	67	100%
Dec 6	at GB	L	1/1	2	2	0.0	0	0	0	0	40	66%
Dec 13	NO	W	1/1	7	6	0.0	0	0	0	0	35	55%
Dec 20	at Ari	L	0/0	INACTIVE								
Dec 27	at Dal	L	1/1	3	3	0.0	1	1	0	0	69	99%
Jan 3	Was	L	1/1	3	2	0.0	0	0	0	0	63	100%
Totals			15/15	77	66	0.0	1	10	0	0	884	80%

- ▶ Registered his first career fumble recovery (forced by Lions CB **Quandre Diggs**) when he grabbed the ball on a Buccaneers TE **O.J. Howard** fumble in the 24-21 victory at TB (12/10/17)
- ▶ Picked off Falcons QB **Matt Ryan** twice vs. Atl. (9/24/17)
- ▶ Logged a career-high-tying 8 tackles (6 solo) with 2 PDs in the 24-10 win at NYG (9/18/17)

## 2016 SEASON - LIONS

- ▶ Led the Lions defense with 13 PDs and produced a team-high-tying 2 INTs ... Added 44 tackles (43 solo), 1.0 sack and 1 FF
- ▶ Posted a career-high-tying 8 tackles vs. GB (1/1/17)
- ▶ Received **NFC Defensive Player of the Week** recognition after totaling 3 solo tackles, 2 PDs, 1 INT and 1 FF in the 24-23 win vs. Phi. (10/9/16) ... Forced a fumble by Eagles RB **Ryan Mathews** to keep Detroit's hopes alive in the fourth quarter and picked off Eagles QB **Carson Wentz** to seal the victory on the next drive
- ▶ Notched his first career sack against Bears QB **Brian Hoyer** and tallied 4 solo tackles with 3 PDs at Chi. (10/2/16)

## 2015 SEASON - LIONS

- ▶ Produced a team-high 13 PDs with 58 tackles (47 solo)
- ▶ Logged a career-high 4 PDs in the 37-34 win vs. Chi. (10/18/15)

## 2014 SEASON - LIONS

- ▶ Tied for 6th in the NFL with 17 PDs, behind **Bradley Fletcher** (22), **Joe Haden** (20), **Vontae Davis** (18), **Buster Skrine** (18) and **Xavier Rhodes** (18) ... Posted a career-high 60 tackles (47 solo)

## 2013 SEASON - LIONS

- ▶ Recorded 31 tackles (25 solo) and 5 PDs as a rookie

## COLLEGE HIGHLIGHTS

- ▶ Played collegiately at Itawamba Community College (Fulton, MS) (2009-10) and Mississippi State (2011-12)
- ▶ Earned second-team All-SEC honors as a senior at Mississippi State in 2012, when he recorded 40 tackles (26 solo) with a career-high 5 INTs, including 1 TD ... Totaled 24 tackles (16 solo) and 1 INT returned for a TD as a junior in 2011

## 2019 GAME-BY-GAME STATISTICS (DET)

Date	Opp	GP/S	Tot	Solo	Sk	Int	PD	FF	FR	Snap	Pct
Sep 8	at Ari	T	1/1	0	0	0.0	0	1	0	0	87 99%
Sep 15	LAC	W	1/1	6	5	0.0	1	2	0	0	63 97%
Sep 22	at Phi	W	1/1	1	1	0.0	0	0	0	1	42 57%
Sep 29	KC	L	0/0	INACTIVE							
Oct 14	at GB	L	1/1	6	4	0.0	0	0	0	0	72 97%
Oct 20	Min	L	1/1	3	2	0.0	0	0	0	0	18 25%
Oct 27	NYG	W	0/0	INACTIVE							
Nov 3	at Oak	L	1/1	3	2	0.0	0	0	0	0	68 97%
Nov 10	at Chi	L	1/1	4	2	0.0	0	0	0	0	54 96%
Nov 17	Dal	L	1/1	3	3	0.0	0	3	0	0	72 99%
Nov 24	at Was	L	1/1	3	3	0.0	0	2	0	0	58 100%
Nov 28	Chi	L	1/1	2	1	0.0	1	1	0	0	62 97%
Dec 8	at Min	L	1/1	4	4	0.0	0	1	0	0	71 99%
Dec 15	TB	L	1/1	3	2	0.0	0	0	0	0	65 87%
Dec 22	at Den	L	1/1	5	4	0.0	0	2	0	0	64 90%
Dec 29	GB	L	1/1	3	3	0.0	0	1	0	0	62 71%
<b>Totals</b>		<b>14/14</b>	<b>46</b>	<b>36</b>	<b>0.0</b>	<b>2</b>	<b>13</b>	<b>0</b>	<b>1</b>	<b>858</b>	<b>75%</b>

## 2018 GAME-BY-GAME STATISTICS (DET)

Date	Opp	GP/S	Tot	Solo	Sk	Int	PD	FF	FR	Snap	Pct
Sep 10	NYJ	L	1/1	1	1	0.0	0	0	0	0	54 90%
Sep 16	at SF	L	1/1	5	5	0.0	0	0	0	0	41 64%
Sep 23	NE	W	1/1	0	0	0.0	1	1	0	0	48 100%
Sep 30	at Dal	L	1/1	3	3	0.0	0	3	0	0	66 96%
Oct 7	GB	W	1/1	5	5	0.0	0	0	0	0	78 96%
Oct 21	at Mia	W	1/1	2	2	0.0	0	1	0	0	51 91%
Oct 28	Sea	L	1/1	3	3	0.0	0	0	0	0	60 95%
Nov 4	at Min	L	1/1	3	3	0.0	1	2	0	0	46 94%
Nov 11	at Chi	L	0/0	INACTIVE							
Nov 18	Car	W	1/1	4	3	0.0	0	2	0	0	54 93%
Nov 22	Chi	L	1/1	4	4	0.0	0	0	0	0	58 100%
Dec 2	LAR	L	1/1	3	3	0.0	0	0	0	0	69 100%
Dec 9	at Ari	W	1/1	3	2	0.0	1	3	0	0	67 96%
Dec 16	at Buf	L	1/1	1	1	0.0	0	3	0	0	68 100%
Dec 23	Min	L	1/1	4	3	0.0	0	0	0	0	59 97%
Dec 30	at GB	W	1/1	2	2	0.0	0	2	0	0	56 100%
<b>Totals</b>		<b>15/15</b>	<b>43</b>	<b>40</b>	<b>0.0</b>	<b>3</b>	<b>17</b>	<b>0</b>	<b>0</b>	<b>875</b>	<b>89%</b>

## 2017 GAME-BY-GAME STATISTICS (DET)

Date	Opp	GP/S	Tot	Solo	Sk	Int	PD	FF	FR	Snap	Pct
Sep 10	Ari	W	1/1	1	1	0.0	0	1	0	0	75 100%
Sep 18	at NYG	W	1/1	8	6	0.0	0	2	0	0	56 100%
Sep 24	Atl	L	1/1	5	5	0.0	2	3	0	0	67 99%
Oct 1	at Min	W	1/1	1	1	0.0	0	1	0	0	56 100%
Oct 8	Car	L	1/1	6	5	0.0	0	0	0	0	66 100%
Oct 15	at NO	L	1/1	3	3	0.0	1	1	0	0	69 97%
Oct 29	Pit	L	1/1	2	2	0.0	0	1	0	0	63 98%
Nov 6	at GB	W	1/1	1	1	0.0	0	1	0	0	56 95%
Nov 12	Cle	W	1/1	5	5	0.0	1	3	0	0	78 96%
Nov 19	at Chi	W	1/1	3	3	0.0	0	2	0	0	62 98%
Nov 23	Min	L	1/1	3	3	0.0	0	0	0	0	73 99%
Dec 3	at Bal	L	1/1	3	1	0.0	0	0	0	0	63 98%
Dec 10	at TB	W	1/1	6	5	0.0	1	2	0	1	65 92%
Dec 16	Chi	W	1/1	5	5	0.0	2	3	0	0	66 96%
Dec 24	at Cin	L	1/1	7	7	0.0	0	3	0	0	81 96%
Dec 31	GB	W	1/1	1	1	0.0	1	3	0	0	68 100%
<b>Totals</b>		<b>16/16</b>	<b>60</b>	<b>54</b>	<b>0.0</b>	<b>8</b>	<b>26</b>	<b>0</b>	<b>1</b>	<b>1,064</b>	<b>98%</b>



- ▶ Named MACJC First Team All-State following his sophomore year at Itawamba in 2010, registering 32 tackles, 1 FF and 1 FR. Also posted 3 receptions and 1 TD on offense
- ▶ As a freshman in 2009, produced 41 tackles, 2 FFs and 1.0 sack en route to MACJC First Team All-State recognition

### BIRDSEED

- ▶ In 2018, opened the Big Play Slay Center of Excellence, which is an academic center in his hometown of Brunswick, GA
- ▶ Attended Brunswick (GA) High School, where he was an all-state selection as both a DB and RB ... Also lettered in basketball and was a standout sprinter (100- and 200-meter dashes)

### TRANSACTIONS

- ▶ **3/19/20** - Acquired by PHI from DET in exchange for 2020 3rd-round and 5th-round draft choices ... Agreed to terms with PHI on 3-year contract extension ... **8/2/19** - Activated from Reserve/Non-Football Injury ... **7/25/19** - Placed on Reserve/Non-Football Injury ... **7/26/16** - Signed by DET to 4-year contract extension ... **2013** - Drafted by DET in 2nd round (36th overall)

## 2016 GAME-BY-GAME STATISTICS (DET)

Date	Opp		GP/S	Tot	Solo	Sk	Int	PD	FF	FR	Snaps	Pct
Sep 11	at Ind	W	1/1	4	4	0.0	0	0	0	0	69	99%
Sep 18	Ten	L	1/1	3	3	0.0	0	1	0	0	67	100%
Sep 25	at GB	L	1/1	4	4	0.0	0	0	0	0	54	100%
Oct 2	at Chi	L	1/1	4	4	1.0	0	3	0	0	69	100%
Oct 9	Phi	W	1/1	3	3	0.0	1	2	1	0	60	98%
Oct 16	LAR	W	1/1	2	2	0.0	0	1	0	0	56	97%
Oct 23	Was	W	1/1	2	2	0.0	0	1	0	0	22	30%
Oct 30	at Hou	L	0/0	INACTIVE								
Nov 6	at Min	W	0/0	INACTIVE								
Nov 20	Jax	W	1/1	3	3	0.0	0	1	0	0	65	99%
Nov 24	Min	W	1/1	4	4	0.0	1	1	0	0	58	100%
Dec 4	at NO	W	1/1	3	3	0.0	0	1	0	0	61	98%
Dec 11	Chi	W	1/1	3	2	0.0	0	2	0	0	56	100%
Dec 18	at NYG	L	1/1	1	1	0.0	0	0	0	0	25	39%
Dec 26	at Dal	L	0/0	INACTIVE								
Jan 1	GB	L	1/1	8	8	0.0	0	0	0	0	69	92%
<b>Totals</b>			<b>13/13</b>	<b>44</b>	<b>43</b>	<b>1.0</b>	<b>2</b>	<b>13</b>	<b>1</b>	<b>0</b>	<b>731</b>	<b>71%</b>
<b>PLAYOFFS</b>												
Jan 7	at Sea	L	1/1	2	1	0.0	0	0	0	0	70	96%
<b>Totals</b>			<b>1/1</b>	<b>2</b>	<b>1</b>	<b>0.0</b>	<b>0</b>	<b>0</b>	<b>0</b>	<b>0</b>	<b>70</b>	<b>96%</b>

## 2015 GAME-BY-GAME STATISTICS (DET)

Date	Opp		GP/S	Tot	Solo	Sk	Int	PD	FF	FR	Snaps	Pct
Sep 13	at SD	L	1/1	5	3	0.0	1	1	0	0	71	95%
Sep 20	at Min	L	1/1	5	4	0.0	0	0	0	0	59	91%
Sep 27	Den	L	1/1	5	4	0.0	0	0	0	0	63	98%
Oct 5	at Sea	L	1/1	4	1	0.0	0	0	0	0	63	97%
Oct 11	Ari	L	1/1	2	2	0.0	0	1	0	0	36	78%
Oct 18	Chi	W	1/1	6	6	0.0	0	4	0	0	79	99%
Oct 25	Min	L	1/1	4	4	0.0	0	1	0	0	73	97%
Nov 1	at KC	L	1/1	2	1	0.0	0	2	0	0	58	89%
Nov 15	at GB	W	1/1	0	0	0.0	0	0	0	0	87	100%
Nov 22	Oak	W	1/1	2	2	0.0	0	0	0	0	50	98%
Nov 26	Phi	W	1/1	3	1	0.0	0	1	0	0	48	81%
Dec 3	GB	L	1/1	2	2	0.0	0	0	0	0	67	100%
Dec 13	at StL	L	1/1	2	2	0.0	1	1	0	0	55	100%
Dec 21	at NO	W	1/1	7	6	0.0	0	2	0	0	74	96%
Dec 27	SF	W	1/1	6	6	0.0	0	0	0	0	61	98%
Jan 3	at Chi	W	1/1	3	3	0.0	0	0	0	0	50	96%
<b>Totals</b>			<b>16/16</b>	<b>58</b>	<b>47</b>	<b>0.0</b>	<b>2</b>	<b>13</b>	<b>0</b>	<b>0</b>	<b>994</b>	<b>95%</b>


## 2014 GAME-BY-GAME STATISTICS (DET)

Date	Opp		GP/S	Tot	Solo	Sk	Int	PD	FF	FR	Snaps	Pct
Sep 8	NYG	W	1/1	3	3	0.0	0	3	0	0	57	95%
Sep 14	at Car	L	1/1	4	3	0.0	0	0	0	0	60	90%
Sep 21	GB	W	1/1	6	4	0.0	0	1	0	0	53	100%
Sep 28	at NYJ	W	1/1	5	3	0.0	1	1	0	0	64	100%
Oct 5	Buf	L	1/1	5	5	0.0	0	1	0	0	70	99%
Oct 12	at Min	W	1/1	2	2	0.0	0	0	0	0	67	99%
Oct 19	NO	W	1/1	6	5	0.0	0	2	0	0	73	99%
Oct 26	at Atl	W	1/1	1	1	0.0	0	0	0	0	54	90%
Nov 9	Mia	W	1/1	6	3	0.0	0	0	0	0	61	100%
Nov 16	at Ari	L	1/1	0	0	0.0	0	1	0	0	50	95%
Nov 23	at NE	L	1/1	1	0	0.0	0	0	0	0	76	97%
Nov 27	Chi	W	1/1	8	6	0.0	0	3	0	0	64	100%
Dec 7	TB	W	1/1	4	4	0.0	0	1	0	0	64	100%
Dec 14	Min	W	1/1	4	4	0.0	1	2	0	0	66	96%
Dec 21	at Chi	W	1/1	4	3	0.0	0	2	0	0	64	100%
Dec 28	at GB	L	1/1	1	1	0.0	0	0	0	0	60	91%
<b>Totals</b>			<b>16/16</b>	<b>60</b>	<b>47</b>	<b>0.0</b>	<b>2</b>	<b>17</b>	<b>0</b>	<b>0</b>	<b>1,012</b>	<b>97%</b>
<b>PLAYOFFS</b>												
Jan 4	at Dal	L	1/1	0	0	0.0	0	1	0	0	61	98%
<b>Totals</b>			<b>1/1</b>	<b>0</b>	<b>0</b>	<b>0.0</b>	<b>0</b>	<b>1</b>	<b>0</b>	<b>0</b>	<b>61</b>	<b>98%</b>

## 2013 GAME-BY-GAME STATISTICS (DET)

Date	Opp		GP/S	Tot	Solo	Sk	Int	PD	FF	FR	Snaps	Pct
Sep 8	Min	W	1/1	4	4	0.0	0	1	0	0	31	56%
Sep 15	at Ari	L	1/1	0	0	0.0	0	0	0	0	28	39%
Sep 22	at Was	W	1/0	0	0	0.0	0	0	0	0	0	0%
Sep 29	Chi	W	1/0	7	6	0.0	0	1	0	0	63	88%
Oct 6	at GB	L	1/0	0	0	0.0	0	0	0	0	0	0%
Oct 13	at Cle	W	1/0	4	2	0.0	0	0	0	0	48	71%
Oct 20	Cin	L	1/0	5	4	0.0	0	0	0	0	34	60%
Oct 27	Dal	W	1/0	1	1	0.0	0	0	0	0	18	32%
Nov 10	at Chi	W	1/0	2	2	0.0	0	0	0	0	13	17%
Nov 17	at Pit	L	1/0	1	0	0.0	0	0	0	0	4	5%
Nov 24	TB	L	1/0	1	0	0.0	0	0	0	0	6	12%
Nov 28	GB	W	1/1	2	2	0.0	0	2	0	0	43	100%
Dec 8	at Phi	L	0/0	INACTIVE								
Dec 16	Bal	L	0/0	INACTIVE								
Dec 22	NYG	L	0/0	INACTIVE								
Dec 29	at Min	L	1/1	4	4	0.0	0	1	0	0	50	86%
<b>Totals</b>			<b>13/4</b>	<b>31</b>	<b>25</b>	<b>0.0</b>	<b>0</b>	<b>5</b>	<b>0</b>	<b>0</b>	<b>338</b>	<b>33%</b>





# DEVONTA SMITH

WIDE RECEIVER | 6



**Height:** 6-0 **Weight:** 170 **DOB:** Nov. 14, 1998 (Age 23)

**NFL Experience:** Rookie (1st with Eagles) **Draft:** D1-21 (10th overall) by PHI

**College:** Alabama **Hometown (HS):** Amite, LA (Amite)

## CAREER STATISTICS

Year	Team	GP/S	RECEIVING					OFF SNAPS	
			Rec	Yds	Avg	Lg	TD	No	Pct
2021	Philadelphia	10/10	42	603	14.4	37	4	551	87%
<b>Totals</b>		<b>10/10</b>	<b>42</b>	<b>603</b>	<b>14.4</b>	<b>37</b>	<b>4</b>	---	---

## ADDITIONAL STATISTICS

**Fumbles/Lost:** 1/1 - 2021 (1/1) **Misc. Tackles:** 1 - 2021 (1)

## CAREER HIGHS

<b>Receptions</b>	7	2x, last: 10/10/21 at Car.
<b>Receiving Yards</b>	122	10/3/21 vs. KC
<b>Receiving Long</b>	37	10/3/21 vs. KC
<b>Receiving TDs</b>	2	11/14/21 at Den.



## NOTES TO KNOW

- ▶ Leads the Eagles in receptions (42) and receiving yards (603) ... Joins **Charles Young** (609 yards and 4 TDs in 1973) as the only players in team history to record 600+ receiving yards and 4+ receiving TDs in their first 10 career games ... Is also tied for the 2nd-most catches by an Eagles rookie WR in their first 10 career games, trailing only **Jordan Matthews** (44 in 2014)
- ▶ Ranks 2nd among his rookie WR class in receiving yards, behind **Ja'Marr Chase** (835) ... Has produced the 3rd-most receptions by a NFL rookie WR in 2021, trailing **Jaylen Waddle** (60) and Chase (44)
- ▶ Ranks 7th among NFL WRs with 14.4 yards per reception (min. 40 receptions), trailing only **Deebo Samuel** (18.1), **CeeDee Lamb** (15.4), **Mike Evans** (14.8) and **D.K. Metcalf** (14.4) in the NFC
- ▶ Since Week 7, is tied for the 2nd-most 20+ yard receptions (6) in the NFL, trailing only **Deebo Samuel** (7) ... Ranks 10th in receiving yards (258) in that span
- ▶ Is only one of four WRs to record 3 receiving TDs since Week 8, joining **Michael Pittman**, **Tyreek Hill** and **Elijah Moore**

## 2021 SEASON - EAGLES

- ▶ Set a career-high 2 TDs with 66 yards on 4 catches in the 30-13 victory at Den. (11/14/21) ... His 36-yard TD reception is the longest by an Eagles rookie WR since **Mack Hollins'** 64-yard TD on 10/23/17 vs. Was. ... Became the first Eagles rookie to record multiple receiving TDs in a single game since **Jordan Matthews** on 11/10/14 vs. Car. ... Also became the first Eagles rookie to record multiple receiving TDs in a road game since **Fred Barnett** on 12/29/90 at Pho.
- ▶ Tallied 116 yards and 1 TD on 5 catches vs. LAC (11/7/21) to produce his second-career 100+yard receiving game
- ▶ Tied his career-high in receptions (7) and also recorded 77 yards in the 21-18 comeback victory at Car. (10/10/21)
- ▶ Posted career highs in receptions (7) and receiving yards (122) vs. KC (10/3/21) ... His 122 yards were the 9th-most in franchise rookie history and the most by an Eagles rookie since **Jordan Matthews** on 11/10/14 vs. Carolina (138 yards) ... Also became the first Eagles rookie to register a 100+ yard receiving performance within their first four career games since **Jeremy Maclin** on 10/11/09 vs. Tampa Bay (142 yards, fourth game)
- ▶ Totaled 6 catches for 71 yards and 1 TD in the 32-6 win at Atl. (9/12/21) ... Tied **DeSean Jackson** (9/7/08 vs. St. Louis) for the team rookie record for receptions in an NFL debut ... Caught an 18-yard TD pass from **Jalen Hurts** on the opening drive, becoming the first Eagles WR to register a TD in their first career game since **Marvin Hargrove** on 9/16/90 vs. Phoenix (34 yards)

## COLLEGE HIGHLIGHTS

- ▶ Played collegiately at Alabama (2017-20), where he appeared in 54 career games and produced 3,965 yards and 46 TDs on 235 receptions ... Finished as the SEC's all-time leader in receiving yards and receiving TDs (5th-most in NCAA history) ... Recorded the 3rd-most receptions in conference history

## 2021 GAME-BY-GAME STATISTICS (PHI)

				RECEIVING					SNAPS	
Date	Opp		GP/S	Rec	Yds	Avg	Lg	TD	No	Pct
Sep 12	at Atl	W	1/1	6	71	11.8	19	1	62	87%
Sep 19	SF	L	1/1	2	16	8.0	11	0	49	84%
Sep 27	at Dal	L	1/1	3	28	9.3	19	0	57	98%
Oct 3	KC	L	1/1	7	122	17.4	37	0	68	92%
Oct 10	at Car	W	1/1	7	77	11.0	17	0	62	93%
Oct 14	TB	L	1/1	2	31	15.5	25	0	51	98%
Oct 24	at LV	L	1/1	5	61	12.2	20	0	60	87%
Oct 31	at Det	W	1/1	1	15	15.0	15	0	44	68%
Nov 7	LAC	L	1/1	5	116	23.2	28t	1	44	77%
Nov 14	at Den	W	1/1	4	66	16.5	36t	2	54	84%
Nov 21	NO									
Nov 28	at NYG									
Dec 5	at NYJ									
TBD	Was									
Dec 26	NYG									
Jan 2	at Was									
Jan 9	Dal									
Totals			10/10	42	603	14.4	37	4	551	87%


- ▶ Named the 2020 Heisman Trophy winner after leading the NCAA in receptions (117), receiving yards (1,856) and receiving TDs (23) ... Became the first NCAA WR to win the Heisman Trophy since **Desmond Howard** in 1991 and third player in school history to do so, joining **Mark Ingram** (2009) and **Derrick Henry** (2015)
- ▶ Recognized as the 2020 *Associated Press* Player of the Year (first WR to ever win the award), Biletnikoff Award winner (presented to the nation's top receiver), Paul Hornung Award honoree (awarded to the nation's most versatile player), a unanimous first-team All-American, and the SEC Offensive Player of the Year
- ▶ A two-time CFP National Champion (2017 and 2020) ... Voted the Offensive MVP in the 2021 CFP National Championship Game after registering 12 catches for 215 yards and 3 TDs in the first half, shattering seven school, conference and CFP records
- ▶ Became the first SEC WR to record multiple career games with 4+ TDs (career-best 5 TDs on 9/28/19 vs. Ole Miss) ... Owns the most 200+ yard receiving games (five) in program history

### BIRDSEED

- ▶ Prepped at Amite (LA) High School, where he was selected as the Most Outstanding Player in the 2016 LHSAA Class 3A state football championship ... Also voted a 3A All-State honoree and was named the MVP of the Nike New Orleans Regional

### TRANSACTIONS

- ▶ **2021** - Drafted by PHI in 1st round (10th overall)



# JACOBY STEVENS

LINEBACKER | 30



**Height:** 6-1 **Weight:** 222 **DOB:** July 19, 1998 (Age 23)

**NFL Experience:** Rookie (1st with Eagles) **Draft:** D6c-21 (224th overall) by PHI

**College:** LSU **Hometown (HS):** Murfreesboro, TN (Oakland)

PRACTICE SQUAD

## CAREER STATISTICS

Year	Team	GP/S	TACKLES					PASS DEFENSE					FUMBLES			DEF SNAPS	
			Total	Solo	Asst	TFL	Sacks	Int	Yds	Lg	TD	PD	FF	FR	Yds	No	Pct
2021	Philadelphia	0/0	0	0	0	0	0.0	0	0	--	0	0	0	0	0	0	0%
<b>Totals</b>		<b>0/0</b>	<b>0</b>	<b>0</b>	<b>0</b>	<b>0</b>	<b>0.0</b>	<b>0</b>	<b>0</b>	<b>--</b>	<b>0</b>	<b>0</b>	<b>0</b>	<b>0</b>	<b>0</b>	<b>---</b>	<b>---</b>

## CAREER HIGHS

Tackles	--	---
Sacks	--	---
INTs	--	---
PDs	--	---
FFs	--	---
FRs	--	---

**Hobbies:** Hang out with his family and dogs and play *Madden* and *NBA 2k* ... **Biggest inspiration in his life:** "My dad. Just seeing the things that he went through and overcame in his childhood and providing for me and my sister, that's my biggest inspiration." ... **If he could play another sport, what position/ team:** Point guard, Los Angeles Lakers ... **Favorite meal:** Steak with mashed potatoes and mac and cheese ... **Bucket list:** Build his dream house ... **Favorite athlete growing up:** Julio Jones ... **Favorite music:** Rap and R&B ... **Favorite sports moment:** Winning the 2019 National Championship at LSU

## 2021 SEASON - EAGLES



## COLLEGE HIGHLIGHTS

- ▶ A four-year letterwinner and three-year starter at LSU (2017-20) ... Finished his career with 190 tackles (102 solo), 21.5 TFLs, 19 PDs, 9.5 sacks, 4 INTs, 4 FRs and 1 FF in 42 games (30 starts) ... Helped the Tigers win the 2020 CFP National Championship
- ▶ As a senior in 2020, started all 10 games and recorded a team-high 63 tackles, 6 TFLs, 4 PDs, 3.0 sacks, 3 FRs and 1 FF
- ▶ Named second-team All-SEC and collected three SEC Defensive Player of the Week honors during the Tigers' national championship-winning season in 2019 ... Started all 15 games and finished 2nd on the team in tackles (92) and sacks (5.0)

## BIRDSEED

- ▶ During his senior year of college in 2020, earned a nomination for LSU's Good Works Team as well as the Wuerffel Award for his commitment to community service ... Oversaw and ran a voting initiative that resulted in the entire LSU football team registering to vote ... Was actively involved in social justice efforts and spoke regularly at area-based schools ... Organized a drive that contributed supplies, such as water and other essential items, for victims of Hurricane Laura in September 2020
- ▶ Wore LSU's No. 7 jersey during the 2020 season, a legacy in the Tigers' program that is passed down to dynamic playmakers ... No. 7 has always been his favorite number dating back to when he idolized former LSU All-American CB **Patrick Peterson**
- ▶ Prepped at Oakland (TN) High School, where he was ranked as the nation's top safety prospect in the Class of 2017

## TRANSACTIONS

- ▶ **9/1/21** - Signed by PHI to practice squad ... **8/31/21** - Waived by PHI ... **2021** - Drafted by PHI in 6th round (224th overall)




## 2021 GAME-BY-GAME STATISTICS (PHI)

Date	Opp	GP/S	Tot	Solo	Sk	Int	PD	FF	FR	Snap	Pct
Sep 12	at Atl	W	---								
Sep 19	SF	L	---								
Sep 27	at Dal	L	---								
Oct 3	KC	L	---								
Oct 10	at Car	W	---								
Oct 14	TB	L	---								
Oct 24	at LV	L	---								
Oct 31	at Det	W	---								
Nov 7	LAC	L	---								
Nov 14	at Den	W	---								
Nov 21	NO										
Nov 28	at NYG										
Dec 5	at NYJ										
TBD	Was										
Dec 26	NYG										
Jan 2	at Was										
Jan 9	Dal										
<b>Totals</b>		<b>0/0</b>	<b>0</b>	<b>0</b>	<b>0.0</b>	<b>0</b>	<b>0</b>	<b>0</b>	<b>0</b>	<b>0</b>	<b>0%</b>







# JACK STOLL

**TIGHT END | 89**

*(pronounced STOLE)*



**Height:** 6-4 **Weight:** 247 **DOB:** Jan. 28, 1998 (Age 23)  
**NFL Experience:** Rookie (1st with Eagles) **Draft:** UDFA-21 by PHI  
**College:** Nebraska **Hometown (HS):** Aurora, CO (Regis Jesuit)

## CAREER STATISTICS

Year	Team	GP/S	RECEIVING					OFF SNAPS	
			Rec	Yds	Avg	Lg	TD	No	Pct
2021	Philadelphia	10/0	3	15	5.0	9	0	172	27%
<b>Totals</b>		<b>10/0</b>	<b>3</b>	<b>15</b>	<b>5.0</b>	<b>9</b>	<b>0</b>	<b>---</b>	<b>---</b>

## ADDITIONAL STATISTICS

**Special Teams Tackles:** 1 - 2021 (1) **Fumble Recoveries:** 1 - 2021 (1)

## CAREER HIGHS

<b>Receptions</b>	2	11/14/21 at Den.
<b>Receiving Yards</b>	9	10/31/21 at Det.
<b>Receiving Long</b>	9	10/31/21 at Det.
<b>Receiving TDs</b>	--	---

**Nicknames:** Jackie ... **Hobbies:** Fishing, golfing, hiking and anything outdoors ... **Bucket list:** Attend all major sporting events (World Series, Stanley Cup Finals, and The Masters) ... **Favorite sports moment:** Beating Michigan State 9-6 in the snow while at Nebraska ... **Favorite meal:** Pizza ... **Favorite movies:** *The Other Guys* or *The Shawshank Redemption* ... **Desired talent:** Ability to sing ... **Guilty pleasure:** Ice cream

## 2021 GAME-BY-GAME STATISTICS (PHI)

Date	Opp	GP/S	RECEIVING					SNAPS	
			Rec	Yds	Avg	Lg	TD	No	Pct
Sep 12	at Atl	W	1/0	0	0	---	---	0	17%
Sep 19	SF	L	1/0	0	0	---	---	0	10%
Sep 27	at Dal	L	1/0	0	0	---	---	0	7%
Oct 3	KC	L	1/0	0	0	---	---	0	8%
Oct 10	at Car	W	1/0	0	0	---	---	0	7%
Oct 14	TB	L	1/0	0	0	---	---	0	27%
Oct 24	at LV	L	1/0	0	0	---	---	0	13%
Oct 31	at Det	W	1/0	1	9	9.0	9	42	56%
Nov 7	LAC	L	1/0	0	0	---	---	0	49%
Nov 14	at Den	W	1/1	2	6	3.0	4	42	66%
Nov 21	NO								
Nov 28	at NYG								
Dec 5	at NYJ								
TBD	Was								
Dec 26	NYG								
Jan 2	at Was								
Jan 9	Dal								
<b>Totals</b>		<b>10/0</b>	<b>3</b>	<b>15</b>	<b>5.0</b>	<b>9</b>	<b>0</b>	<b>172</b>	<b>27%</b>

## 2021 SEASON - EAGLES

### COLLEGE HIGHLIGHTS

- ▶ Played collegiately at Nebraska (2017-20), totaling 61 receptions for 657 yards (10.8 avg.) and 6 TDs in 43 career games ... Named to the John Mackey Award (college football's most outstanding TE) preseason watch list in 2018, 2019 and 2020
- ▶ Caught 7 passes for 89 yards (12.7 avg.) in an injury-shortened season in 2020 ... Posted a career-high 25 receptions for 234 yards and 1 TD in 2019 ... Tallied career highs with 245 yards and 3 TDs on 21 receptions (11.7 avg.) in 2018 ... Had 8 catches for 89 yards (11.1 avg.) and 2 TDs as a freshman in 2017

### BIRDSEED

- ▶ Earned a bachelor's degree in marketing at Nebraska
- ▶ Prepped at Regis Jesuit (CO) High School, where he excelled as a TE ... Selected as a Blue-Grey All-American and was also an all-state performer ... Helped lead Regis Jesuit to back-to-back state quarterfinal appearances as a junior and senior
- ▶ Is the son of Chris and Mary Grace Stoll

### TRANSACTIONS

- ▶ **2021** - Signed by PHI as UDFA





# JOSH SWEAT

## DEFENSIVE END | 94



**Height:** 6-5 **Weight:** 265 **DOB:** March 29, 1997 (Age 24)  
**NFL Experience:** 4th Year (4th with Eagles) **Draft:** D4b-18 (130th overall) by PHI  
**College:** Florida State **Hometown (HS):** Chesapeake, VA (Oscar Smith)

### CAREER STATISTICS

Year	Team	GP/S	TACKLES					PASS DEFENSE					FUMBLES			DEF SNAPS	
			Total	Solo	Asst	TFL	Sacks	Int	Yds	Lg	TD	PD	FF	FR	Yds	No	Pct
2018	Philadelphia	9/0	4	1	3	0	0.0	0	0	--	0	0	0	0	0	68	7%
2019	Philadelphia	16/0	25	18	7	8	4.0	0	0	--	0	1	0	0	0	355	34%
2020	Philadelphia	14/3	45	27	18	7	6.0	0	0	--	0	2	2	0	0	421	38%
2021	Philadelphia	10/7	28	10	18	5	3.5	0	0	--	0	1	0	0	0	432	63%
<b>Totals</b>		<b>49/10</b>	<b>102</b>	<b>56</b>	<b>46</b>	<b>20</b>	<b>13.5</b>	<b>0</b>	<b>0</b>	<b>--</b>	<b>0</b>	<b>4</b>	<b>2</b>	<b>0</b>	<b>0</b>	<b>---</b>	<b>---</b>

### PLAYOFFS

2018	Philadelphia	0/0	RESERVE/INJURED (12/11/18)														
2019	Philadelphia	1/0	0	0	0	0	0.0	0	0	--	0	0	0	0	0	20	31%
<b>Totals</b>		<b>1/0</b>	<b>0</b>	<b>0</b>	<b>0</b>	<b>0</b>	<b>0.0</b>	<b>0</b>	<b>0</b>	<b>--</b>	<b>0</b>	<b>0</b>	<b>0</b>	<b>0</b>	<b>0</b>	<b>---</b>	<b>---</b>

### ADDITIONAL STATISTICS

**Special Teams Tackles:** 6 - 2020 (2), 2019 (4)

### CAREER HIGHS

<b>Tackles</b>	7	9/13/20 at Was.
<b>Sacks</b>	2.0	2x, last: 10/31/21 at Det.
<b>INTs</b>	--	---
<b>PDs</b>	1	4x, last: 10/24/21 at LV
<b>FFs</b>	1	2x, last: 12/13/20 vs. NO
<b>FRs</b>	--	---

**Bucket list:** Learn to snowboard ... **If he could play another sport,** what position: Soccer goalie ... **Players he models his game after:** Von Miller and Jadeveon Clowney ... **Favorite athletes growing up:** Jared Allen and Clay Matthews ... **Favorite movie:** *Monsters, Inc.* ... **Favorite music:** R&B ... **Favorite throwback jersey:** 1929 Green Bay Packers jersey ... **Favorite quote:** "Just because you are right doesn't mean you are correct."



### 2021 SEASON - EAGLES

- ▶ Recorded a career-high-tying 2.0 sacks as well as 4 tackles (3 solo) and 2 TFLs in the win at Det. (10/31/21) ... Became the first Eagle to produce 2.0 sacks in a the first quarter of a game since **Connor Barwin** on 12/6/15 at New England

### 2020 SEASON - EAGLES

- ▶ Ranked 3rd on the Eagles' defense with a career-high 6.0 sacks, trailing only **Brandon Graham** (8.0) and **Fletcher Cox** (6.5) ... Registered a career-high 45 tackles (27 solo), 7 TFLs and 2 FFs
- ▶ Produced a career-high 2.0 sacks and 1 FF in the 24-21 win vs. NO (12/13/20) ... Registered a key defensive play when he strip-sacked Saints QB **Taysom Hill** in the fourth quarter to set up a TD drive on the next possession that made it a 24-14 score
- ▶ Recorded his first career FF when he strip-sacked QB **Dwayne Haskins** in the season opener at Was. (9/13/20)

### 2019 SEASON - EAGLES

- ▶ Finished the regular season with the 4th-most sacks (4.0) on the Eagles' defense, behind **Brandon Graham** (8.5), **Derek Barnett** (6.5) and **Vinny Curry** (5.0) ... Also produced 25 tackles (18 solo), 29 QB pressures and hits and a career-high 8 TFLs
- ▶ Notched his first career sack during the Eagles' 10.0-sack performance (tied for 2nd-most in franchise history) in the 31-6 win vs. NYJ (10/6/19) ... Brought down Jets QB **Luke Falk** for a 4-yard loss on third-and-13 in the fourth quarter

### COLLEGE HIGHLIGHTS

- ▶ In 37 career games at Florida State, compiled 138 tackles (77 solo), 29 TFLs, 14.5 sacks 3 FRs and 1 FF
- ▶ As a junior in 2017, was named to the Bronko Nagurski Award watch list and led Florida State with 5.5 sacks ... Also notched a career-high 56 tackles (3rd-highest total on the team)

## 2021 GAME-BY-GAME STATISTICS (PHI)

Date	Opp	GP/S	Tot	Solo	Sk	Int	PD	FF	FR	Snap	Pct
Sep 12	at Atl	W	1/0	6	0	0.0	0	0	0	39	54%
Sep 19	SF	L	1/0	0	0	0.0	0	0	0	28	40%
Sep 27	at Dal	L	1/0	4	1	0.5	0	0	0	49	64%
Oct 3	KC	L	1/1	2	1	0.0	0	0	0	46	69%
Oct 10	at Car	W	1/1	4	1	1.0	0	0	0	53	75%
Oct 14	TB	L	1/1	6	4	0.0	0	0	0	59	79%
Oct 24	at LV	L	1/1	1	0	0.0	0	1	0	49	74%
Oct 31	at Det	W	1/1	4	3	2.0	0	0	0	30	48%
Nov 7	LAC	L	1/1	0	0	0.0	0	0	0	42	61%
Nov 14	at Den	W	1/1	1	0	0.0	0	0	0	37	64%
Nov 21	NO										
Nov 28	at NYG										
Dec 5	at NYJ										
TBD	Was										
Dec 26	NYG										
Jan 2	at Was										
Jan 9	Dal										
<b>Totals</b>		<b>10/7</b>	<b>28</b>	<b>10</b>	<b>3.5</b>	<b>0</b>	<b>1</b>	<b>0</b>	<b>0</b>	<b>432</b>	<b>63%</b>

## 2019 GAME-BY-GAME STATISTICS (PHI)

Date	Opp	GP/S	Tot	Solo	Sk	Int	PD	FF	FR	Snap	Pct
Sep 8	Was	W	1/0	0	0	0.0	0	0	0	14	22%
Sep 15	at Atl	L	1/0	4	3	0.0	0	1	0	18	27%
Sep 22	Det	L	1/0	1	0	0.0	0	0	0	16	25%
Sep 26	at GB	W	1/0	2	2	0.0	0	0	0	28	35%
Oct 6	NYJ	W	1/0	3	3	1.0	0	0	0	19	32%
Oct 13	at Min	L	1/0	1	1	0.0	0	0	0	17	24%
Oct 20	at Dal	L	1/0	2	2	0.0	0	0	0	23	33%
Oct 27	at Buf	W	1/0	0	0	0.0	0	0	0	20	32%
Nov 3	Chi	W	1/0	2	1	1.0	0	0	0	17	38%
Nov 17	NE	L	1/0	1	0	0.0	0	0	0	24	32%
Nov 24	Sea	L	1/0	1	0	0.5	0	0	0	20	31%
Dec 1	at Mia	L	1/0	1	1	0.5	0	0	0	31	43%
Dec 9	NYG	W	1/0	2	1	0.0	0	0	0	26	50%
Dec 15	at Was	W	1/0	2	2	0.0	0	0	0	27	51%
Dec 22	Dal	W	1/0	2	2	1.0	0	0	0	28	45%
Dec 29	at NYG	W	1/0	1	0	0.0	0	0	0	27	36%
<b>Totals</b>		<b>16/0</b>	<b>25</b>	<b>18</b>	<b>4.0</b>	<b>0</b>	<b>1</b>	<b>0</b>	<b>0</b>	<b>355</b>	<b>34%</b>
<b>PLAYOFFS</b>											
Jan 5	Sea	L	1/0	0	0	0.0	0	0	0	20	31%
<b>Totals</b>		<b>1/0</b>	<b>0</b>	<b>0</b>	<b>0.0</b>	<b>0</b>	<b>0</b>	<b>0</b>	<b>0</b>	<b>20</b>	<b>31%</b>

## 2020 GAME-BY-GAME STATISTICS (PHI)

Date	Opp	GP/S	Tot	Solo	Sk	Int	PD	FF	FR	Snap	Pct
Sep 13	at Was	L	1/0	6	3	1.0	0	0	1	49	70%
Sep 20	LAR	L	1/1	3	2	0.0	0	0	0	39	57%
Sep 27	Cin	T	1/1	2	1	1.0	0	0	0	38	53%
Oct 4	at SF	W	1/1	2	2	1.0	0	0	0	27	37%
Oct 11	at Pit	L	1/0	2	0	0.0	0	0	0	28	37%
Oct 18	Bal	L	1/0	6	4	0.0	0	1	0	36	49%
Oct 22	NYG	W	1/0	1	0	0.0	0	1	0	24	40%
Nov 1	Dal	W	1/0	6	5	0.0	0	0	0	41	52%
Nov 15	at NYG	L	1/0	1	0	0.0	0	0	0	25	35%
Nov 22	at Cle	L	1/0	6	4	1.0	0	0	0	34	51%
Nov 30	Sea	L	1/0	2	0	0.0	0	0	0	27	40%
Dec 6	at GB	L	1/0	3	2	0.0	0	0	0	24	39%
Dec 13	NO	W	1/0	5	4	2.0	0	0	1	25	40%
Dec 20	at Ari	L	1/0	0	0	0.0	0	0	0	4	6%
Dec 27	at Dal	L	0/0	RESERVE/INJURED							
Jan 3	Was	L	0/0	RESERVE/INJURED							
<b>Totals</b>		<b>14/3</b>	<b>45</b>	<b>27</b>	<b>6.0</b>	<b>0</b>	<b>2</b>	<b>2</b>	<b>0</b>	<b>421</b>	<b>38%</b>



- ▶ Posted a career-high 7.0 sacks as a sophomore in 2016 ... Contributed to a Florida State defense that ranked No. 1 in the nation in sacks per game (3.92) as well as 2nd in total sacks (51.0)
- ▶ Despite suffering a significant knee injury as a high school senior, played in all 13 games as a true freshman in 2015 and earned Freshman All-America honorable mention accolades ... Finished the season with 41 tackles, 3 FRs, 2.0 sacks and 1 INT

### BIRDSEED

- ▶ A consensus five-star DE prospect out of Oscar Smith (VA) High School ... Named to the 2015 Under Armour All-America Game and was ranked No. 1 in the nation at his position by Scout.com and 247Sports.com ... Also named the No. 5 and No. 11 overall prospect in the country by Scout.com and ESPN, respectively

### TRANSACTIONS


- ▶ **9/18/21** - Signed by PHI to 3-year contract extension ... **12/26/20** - Placed on Reserve/Injured ... **12/11/18** - Placed on Reserve/Injured ... **2018** - Drafted by PHI in 4th round (130th overall)



2018 GAME-BY-GAME STATISTICS (PHI)												
Date	Opp		GP/S	Tot	Solo	Sk	Int	PD	FF	FR	Snap	Pct
Sep 6	Atl	W	0/0	INACTIVE								
Sep 16	at TB	L	0/0	INACTIVE								
Sep 23	Ind	W	0/0	DID NOT PLAY								
Sep 30	at Ten	L	0/0	INACTIVE								
Oct 7	Min	L	1/0	0	0	0.0	0	0	0	0	8	13%
Oct 11	at NYG	W	1/0	1	0	0.0	0	0	0	0	7	11%
Oct 21	Car	L	1/0	0	0	0.0	0	0	0	0	0	0%
Oct 28	at Jax	W	1/0	1	1	0.0	0	0	0	0	4	6%
Nov 11	Dal	L	1/0	0	0	0.0	0	0	0	0	6	9%
Nov 18	at NO	L	1/0	2	0	0.0	0	0	0	0	20	29%
Nov 25	NYG	W	1/0	0	0	0.0	0	0	0	0	11	18%
Dec 3	Was	W	1/0	0	0	0.0	0	0	0	0	6	13%
Dec 9	at Dal	L	1/0	0	0	0.0	0	0	0	0	6	6%
Dec 16	at LAR	W	0/0	RESERVE/INJURED								
Dec 23	Hou	W	0/0	RESERVE/INJURED								
Dec 30	at Was	W	0/0	RESERVE/INJURED								
<b>Totals</b>			<b>9/0</b>	<b>4</b>	<b>1</b>	<b>0.0</b>	<b>0</b>	<b>0</b>	<b>0</b>	<b>0</b>	<b>68</b>	<b>7%</b>
PLAYOFFS												
Jan 6	at Chi	W	0/0	RESERVE/INJURED								
Jan 13	at NO	L	0/0	RESERVE/INJURED								
<b>Totals</b>			<b>0/0</b>	<b>0</b>	<b>0</b>	<b>0.0</b>	<b>0</b>	<b>0</b>	<b>0</b>	<b>0</b>	<b>0</b>	<b>0%</b>







# DAVION TAYLOR

LINEBACKER | 52

(pronounced DAY-vee-on)



**Height:** 6-1 **Weight:** 230 **DOB:** Aug. 5, 1998 (Age 23)

**NFL Experience:** 2nd Year (2nd with Eagles) **Draft:** D3-20 (103rd overall) by PHI

**College:** Colorado **Hometown (HS):** Magnolia, MS (South Pike)

## CAREER STATISTICS

Year	Team	GP/S	TACKLES					PASS DEFENSE					FUMBLES			DEF SNAPS	
			Total	Solo	Asst	TFL	Sacks	Int	Yds	Lg	TD	PD	FF	FR	Yds	No	Pct
2020	Philadelphia	12/1	5	4	1	0	0.0	0	0	--	0	0	0	0	0	32	3%
2021	Philadelphia	8/5	38	23	15	1	0.0	0	0	--	0	0	2	0	0	243	35%
<b>Totals</b>		<b>20/6</b>	<b>43</b>	<b>27</b>	<b>16</b>	<b>1</b>	<b>0.0</b>	<b>0</b>	<b>0</b>	<b>--</b>	<b>0</b>	<b>0</b>	<b>2</b>	<b>0</b>	<b>0</b>	<b>---</b>	<b>---</b>

## ADDITIONAL STATISTICS

**Special Teams Tackles:** 10 - 2021 (2), 2020 (8)

## CAREER HIGHS

<b>Tackles</b>	8	11/7/21 vs. LAC
<b>Sacks</b>	--	---
<b>INTs</b>	--	---
<b>PDs</b>	--	---
<b>FFs</b>	2	11/14/21 at Den.
<b>FRs</b>	--	---

**Hobbies:** Binge-watching shows and working out ... **Bucket list:** Win a Super Bowl ... **Surprisingly good at:** Playing drums ... **If he could play another sport, what position:** Basketball, center ... **Player he models his game after:** Deion Jones ... **Favorite athletes growing up:** Ray Lewis and LeBron James ... **Favorite quote:** "Now faith is the substance of thing shoped for and the evidence of things not seen." - Hebrews 11:1 ... **Favorite music:** Hip-hop, gospel, Christian rap ... **Favorite meal:** Steak and potatoes

## 2021 SEASON - EAGLES

- ▶ Forced a fumble at the end of the third quarter on Broncos RB **Melvin Gordon** that was returned for a TD by CB **Darius Slay** in the 30-13 victory at Den. (11/14/21) ... Became the first Eagles LB to record 2+ FF in a single game since **Nate Wayne** on 9/20/04 vs. Minnesota (2 FF)
- ▶ Set a career-high with 8 tackles (6 solo) along with 1 TFL vs. LAC (11/7/21)

## 2020 SEASON - EAGLES

- ▶ Saw action in 177 special teams snaps (42%) and 32 defensive snaps (3%) during his rookie campaign ... Totaled 8 special teams tackles as well as 5 tackles (4 solo) on defense

## COLLEGE HIGHLIGHTS

- ▶ Named a team captain in 2019 and played in all 12 games (10 starts) for Colorado, earning All-Pac-12 honorable mention ... Registered 69 tackles, 9 TFLs, 7 PDs, 1.5 sacks and 1 FR ... As a junior with the Buffaloes in 2018, saw action in 12 games (10 starts) and totaled 75 tackles, 12 TFLs, 2 PDs, 2 FRs and 1.0 sack
- ▶ Began his collegiate career as a walk-on at Coahoma Community College (MS) ... Recorded 87 tackles, 3 TFLs, 3 PDs and 1 INT in his final season with Coahoma C.C.

## BIRDSEED

- ▶ In addition to playing football at Colorado, was an All-Pac-12 honoree in the 100-meter dash as a track and field standout
- ▶ Mother is a member of the Seventh-Day Adventist Church, which is distinguished by its observance of Saturday ... Due to his family's beliefs, did not participate in sports from Friday night until Sunday morning ... Played one game of high school football

## TRANSACTIONS

- ▶ **12/9/20** - Placed on Reserve/Injured ... **2020** - Drafted by PHI in 3rd round (103rd overall)



## 2021 GAME-BY-GAME STATISTICS (PHI)

Date	Opp	GP/S	Tot	Solo	Sk	Int	PD	FF	FR	Snap	Pct
Sep 12	at Atl	W	0/0	INACTIVE							
Sep 19	SF	L	1/0	2	0	0.0	0	0	0	9	13%
Sep 27	at Dal	L	0/0	INACTIVE							
Oct 3	KC	L	1/0	2	1	0.0	0	0	0	9	13%
Oct 10	at Car	W	1/0	4	3	0.0	0	0	0	24	34%
Oct 14	TB	L	1/1	4	2	0.0	0	0	0	37	49%
Oct 24	at LV	L	1/1	6	2	0.0	0	0	0	36	55%
Oct 31	at Det	W	1/1	5	3	0.0	0	0	0	39	63%
Nov 7	LAC	L	1/1	8	6	0.0	0	0	0	49	71%
Nov 14	at Den	W	1/1	7	6	0.0	0	0	2	410	69%
Nov 21	NO										
Nov 28	at NYG										
Dec 5	at NYJ										
TBD	Was										
Dec 26	NYG										
Jan 2	at Was										
Jan 9	Dal										
<b>Totals</b>		<b>8/5</b>	<b>38</b>	<b>23</b>	<b>0.0</b>	<b>0</b>	<b>0</b>	<b>2</b>	<b>0</b>	<b>243</b>	<b>35%</b>

## 2020 GAME-BY-GAME STATISTICS (PHI)

Date	Opp	GP/S	Tot	Solo	Sk	Int	PD	FF	FR	Snap	Pct
Sep 13	at Was	L	1/0	0	0	0.0	0	0	0	0	0%
Sep 20	LAR	L	1/0	0	0	0.0	0	0	0	0	0%
Sep 27	Cin	T	1/0	0	0	0.0	0	0	0	0	0%
Oct 4	at SF	W	1/0	0	0	0.0	0	0	0	0	0%
Oct 11	at Pit	L	1/0	0	0	0.0	0	0	0	0	0%
Oct 18	Bal	L	1/0	2	2	0.0	0	0	0	11	15%
Oct 22	NYG	W	1/0	0	0	0.0	0	0	0	0	0%
Nov 1	Dal	W	1/0	0	0	0.0	0	0	0	0	0%
Nov 15	at NYG	L	1/0	0	0	0.0	0	0	0	3	4%
Nov 22	at Cle	L	1/1	3	2	0.0	0	0	0	18	27%
Nov 30	Sea	L	1/0	0	0	0.0	0	0	0	0	0%
Dec 6	at GB	L	1/0	0	0	0.0	0	0	0	0	0%
Dec 13	NO	W	0/0	RESERVE/INJURED							
Dec 20	at Ari	L	0/0	RESERVE/INJURED							
Dec 27	at Dal	L	0/0	RESERVE/INJURED							
Jan 3	Was	L	0/0	RESERVE/INJURED							
<b>Totals</b>		<b>12/1</b>	<b>5</b>	<b>4</b>	<b>0.0</b>	<b>0</b>	<b>0</b>	<b>0</b>	<b>0</b>	<b>32</b>	<b>3%</b>



# NOAH TOGIAI

**TIGHT END | 83**

*(pronounced tong-EE-eye)*



**Height:** 6-4 **Weight:** 244 **DOB:** July 6, 1997 (Age 24)

**NFL Experience:** 2nd Year (1st with Eagles) **Draft:** UDFA-20 by PHI **Acquired:** FA-21

**College:** Oregon State **Hometown (HS):** West Valley City, UT (Hunter)

## PRACTICE SQUAD

### CAREER STATISTICS

Year	Team	GP/S	RECEIVING					OFF SNAPS	
			Rec	Yds	Avg	Lg	TD	No	Pct
2020	Indianapolis	4/0	0	0	---	---	0	72	7%
2021	Philadelphia	0/0	0	0	---	---	0	0	0%
<b>Totals</b>		<b>4/0</b>	<b>0</b>	<b>0</b>	<b>---</b>	<b>---</b>	<b>0</b>	<b>---</b>	<b>---</b>

### CAREER HIGHS

Receptions	---	---
Receiving Yards	---	---
Receiving Long	---	---
Receiving TDs	---	---

### 2021 GAME-BY-GAME STATISTICS (PHI)

				RECEIVING					SNAPS	
Date	Opp		GP/S	Rec	Yds	Avg	Lg	TD	No	Pct
NOT ON NFL ROSTER										
NOT ON NFL ROSTER										
NOT ON NFL ROSTER										
NOT ON NFL ROSTER										
NOT ON NFL ROSTER										
Oct 14	TB	L	0/0	DID NOT PLAY						
Oct 24	at LV	L	---	EAGLES PRACTICE SQUAD						
Oct 31	at Det	W	---	EAGLES PRACTICE SQUAD						
Nov 7	LAC	L	---	EAGLES PRACTICE SQUAD						
Nov 14	at Den	W	---	EAGLES PRACTICE SQUAD						
Nov 21	NO									
Nov 28	at NYG									
Dec 5	at NYJ									
TBD	Was									
Dec 26	NYG									
Jan 2	at Was									
Jan 9	Dal									
Totals			0/0	0	0	---	--	0	0	0%

### 2021 SEASON - EAGLES



### COLLEGE HIGHLIGHTS

- Recorded 102 receptions for 1,048 yards and 10 TDs in 44 career games (37 start) at Oregon State ... Became the sixth TE in Oregon State history to surpass 1,000 yards receiving
- Caught 44 passes for 406 yards and 3 TDs in 2019 ... Named All-Pac-12 honorable mention ... Voted second-team All-Pac-12 after recording 461 yards and 2 TDs on 34 receptions in 2017

### BIRDSEED

- Majored in sociology at Oregon State
- Prepped at Hunter (UT) High School, where he recorded 92 receptions for 1,496 yards and 14 TDs ... Rated the No. 39 TE in the nation and No. 1 in Utah by Scout ... Also played basketball
- Is the son of Kaio and Gina Togiai

### TRANSACTIONS

- 10/14/21** - Elevated by PHI from practice squad for Week 6 vs. Tampa Bay as COVID-19 replacement ... **10/11/21** - Signed by PHI to practice squad ... **9/2/21** - Released by IND ... **8/25/21** - Placed on Reserve/Injured ... **9/24/21** - Waived/injured by IND ... **1/2/21** - Activated from Reserve/Injured ... **12/5/20** - Placed on Reserve/Injured ... **9/6/21** - Claimed by IND ... **9/5/20** - Waived by PHI ... **2021** - Signed by PHI as UDFA



## 2020 GAME-BY-GAME STATISTICS (IND)

Date	Opp	GP/S	RECEIVING					SNAPS	
			Rec	Yds	Avg	Lg	TD	No	Pct
Sep 13	at Jax	L	0/0	INACTIVE					
Sep 20	Min	W	1/0	0	0	---	--	0	37 51%
Sep 27	NYJ	W	1/0	0	0	---	--	0	15 25%
Oct 4	at Chi	W	0/0	INACTIVE					
Oct 11	at Cle	L	0/0	INACTIVE					
Oct 18	Cin	W	1/0	0	0	---	--	0	4 6%
Nov 1	at Det	W	0/0	INACTIVE					
Nov 8	Bal	L	0/0	INACTIVE					
Nov 12	at Ten	W	1/0	0	0	---	--	0	16 23%
Nov 22	GB	W	0/0	INACTIVE					
Nov 29	Ten	L	0/0	INACTIVE					
Dec 6	at Hou	W	0/0	RESERVE/INJURED					
Dec 13	at LV	W	0/0	RESERVE/INJURED					
Dec 20	Hou	W	0/0	RESERVE/INJURED					
Dec 27	at Pit	L	0/0	RESERVE/INJURED					
Jan 3	Jax	W	0/0	INACTIVE					
<b>Totals</b>			<b>4/0</b>	<b>0</b>	<b>0</b>	<b>---</b>	<b>--</b>	<b>0</b>	<b>72 7%</b>







# BRETT TOTH

**TACKLE/GUARD | 64**

*(pronounced TOETH)*



**Height:** 6-6 **Weight:** 304 **DOB:** Sept. 1, 1996 (Age 25)

**NFL Experience:** 3rd Year (2nd with Eagles) **Draft:** UDFA-19 by PHI **Acquired:** W-Ari-20

**College:** Army **Hometown (HS):** Charleston, SC (West Ashley)

## PRACTICE SQUAD

### CAREER STATISTICS

Year	Team	GP/S	STARTS		OFF SNAPS	
			LT	RT	No	Pct
2019	Arizona	0/0	0	0	0	0%
2020	Philadelphia	6/1	0	1	94	8%
2021	Philadelphia	7/0	0	0	15	2%
<b>Totals</b>		<b>13/1</b>	<b>0</b>	<b>1</b>	<b>---</b>	<b>---</b>

### CAREER HIGHLIGHTS

- ▶ Saw action in 94 offensive snaps (8%) over six games (one start) with Philadelphia during the 2020 campaign, allowing 1 sack ... Started his first career game at RT vs. Was. (1/3/21)
- ▶ Originally entered the league as an undrafted free agent with the Eagles in 2019 after he was awarded a waiver from the Department of Defense to pursue his NFL career ... Also spent time with the Cardinals during the 2019 regular season

### COLLEGE HIGHLIGHTS

- ▶ Played collegiately at Army, where he was a two-year starter at tackle ... Appeared in 31 games (28 starts) ... Started all 26 games (25 at RT) over his final two seasons with the Black Knights
- ▶ Ranked by *Pro Football Focus* as the nation's 5th-best run-blocking tackle in 2017 ... Invited to participate in the Senior Bowl following the 2017 season, becoming the first Army player to earn that honor ... Helped the Black Knights to the top rushing offense in the country during his senior season (4,710 yards)

### BIRDSEED

- ▶ A second lieutenant in the Army, earned a degree in nuclear engineering in 2018 ... Returned to his military career after spending the 2018 season as a graduate assistant for the Black Knights, taking a Basic Officer Leadership Course at Fort Leonard Wood in Missouri ... As an engineering officer, learned everything from demolition to project management and construction ... Upon completion, earned a platoon leader role with the 3rd Chemical Brigade doing Basic Combat Training ... Followed in the footsteps of numerous family members who served their country, including his father, Douglas, who is a Navy veteran
- ▶ Played football, basketball and competed in track and field at West Ashley (SC) High School ... Received three varsity letters as a TE and served as a team captain ... Earned all-state and all-conference honors ... Also played at the U.S. Military Prep Academy in 2013 before enrolling at Army

### TRANSACTIONS

- ▶ **11/4/21** - Signed by PHI to practice squad ... **11/2/21** - Released by PHI ... **10/7/20** - Claimed off waivers by PHI ... **9/4/20** - Waived/injured by ARI ... **10/19/19** - Placed on Reserve/Non-Football Injury ... **9/1/19** - Claimed off waivers by ARI ... **8/31/19** - Waived by PHI ... **2019** - Signed by PHI as UDFA





# MARLON TUIPULOTU

DEFENSIVE TACKLE | 95

(pronounced TOO-ee-poo-LOE-too)



Height: 6-2 Weight: 307 DOB: May 31, 1999 (Age 22)

NFL Experience: Rookie (1st with Eagles) Draft: D6a-21 (189th overall) by PHI

College: USC Hometown (HS): Independence, OR (Central)

## CAREER STATISTICS

Year	Team	GP/S	TACKLES					PASS DEFENSE					FUMBLES			DEF SNAPS	
			Total	Solo	Asst	TFL	Sacks	Int	Yds	Lg	TD	PD	FF	FR	Yds	No	Pct
2021	Philadelphia	4/0	3	1	2	0	0.0	0	0	--	0	0	0	0	0	29	4%
<b>Totals</b>		<b>4/0</b>	<b>3</b>	<b>1</b>	<b>2</b>	<b>0</b>	<b>0.0</b>	<b>0</b>	<b>0</b>	<b>--</b>	<b>0</b>	<b>0</b>	<b>0</b>	<b>0</b>	<b>0</b>	<b>---</b>	<b>---</b>

## CAREER HIGHS

Tackles	2	10/31/21 at Det. (10/31/21)
Sacks	--	---
INTs	--	---
PDs	--	---
FFs	--	---
FRs	--	---

## 2021 GAME-BY-GAME STATISTICS (PHI)

Date	Opp	GP/S	Tot	Solo	Sk	Int	PD	FF	FR	Snap	Pct
Sep 12	at Atl	W 1/0	0	0	0.0	0	0	0	0	6	8%
Sep 19	SF	L 0/0	INACTIVE								
Sep 27	at Dal	L 1/0	0	0	0.0	0	0	0	0	7	9%
Oct 3	KC	L 0/0	INACTIVE								
Oct 10	at Car	W 0/0	INACTIVE								
Oct 14	TB	L 0/0	INACTIVE								
Oct 24	at LV	L 0/0	INACTIVE								
Oct 31	at Det	W 1/0	2	1	0.0	0	0	0	0	13	21%
Nov 7	LAC	L 1/0	1	0	0.0	0	0	0	0	3	4%
Nov 14	at Den	W 0/0	INACTIVE								
Nov 21	NO										
Nov 28	at NYG										
Dec 5	at NYJ										
TBD	Was										
Dec 26	NYG										
Jan 2	at Was										
Jan 9	Dal										
<b>Totals</b>		<b>4/0</b>	<b>3</b>	<b>1</b>	<b>0.0</b>	<b>0</b>	<b>0</b>	<b>0</b>	<b>0</b>	<b>29</b>	<b>4%</b>

## 2021 SEASON - EAGLES



## COLLEGE HIGHLIGHTS

- Registered 104 tackles (49 solo), 15 TFLs, 8.5 sacks, 3 PDs and 2 FFs in 33 career games (29 starts) at USC (2017-20)
- Started all six contests in a shortened 2020 season and posted 23 tackles (12 solo), 3.5 TFLs, 2.0 sacks and 1 FF ... Earned first-team All-Pac 12 honors from the *Associated Press*
- As a sophomore in 2019, started all 12 games in which he played and tallied career highs with 46 tackles (23 solo) and 6 TFLs ... Also produced 3 PDs, 2.0 sacks and 1 FF
- Recorded a career-high 4.5 sacks during his redshirt freshman season in 2018 ... Added 33 tackles (13 solo) and 5.5 TFLs

## BIRDSEED

- Majored in political science while attending USC
- Attended Central (OR) High School, where he was a 2016 *Prep Star* All-American, *USA Today* All-Oregon Defensive Player of the Year and All-State Class 5A Defensive Player of the Year ... Did not start playing football until his freshman year of high school
- Also competed in wrestling and was the top wrestler in Oregon, capturing the state championship in the 285-pound division
- Younger brother, Tuli, was a teammate of his at USC in 2020 ... Cousin, **Fili Moala**, was a former Trojan (2005-08) who played in the NFL with the Indianapolis Colts (2009-14)

## TRANSACTIONS

- 2021** - Drafted by PHI in 6th round (189th overall)





# KARY VINCENT

DEFENSIVE BACK | 34



**Height:** 5-10 **Weight:** 189 **DOB:** Feb. 27, 1999 (Age 22)

**NFL Experience:** Rookie (1st with Eagles) **Draft:** D7-21 (237th overall) by DEN **Acquired:** T-Den-21

**College:** LSU **Hometown (HS):** Port Arthur, TX (Port Arthur Memorial)

## CAREER STATISTICS

Year	Team	GP/S	TACKLES					PASS DEFENSE					FUMBLES			DEF SNAPS	
			Total	Solo	Asst	TFL	Sacks	Int	Yds	Lg	TD	PD	FF	FR	Yds	No	Pct
2021	Denver	0/0	0	0	0	0	0.0	0	0	--	0	0	0	0	0	0	0%
	Philadelphia	0/0	0	0	0	0	0.0	0	0	--	0	0	0	0	0	0	0%
	Totals	0/0	0	0	0	0	0.0	0	0	--	0	0	0	0	0	---	---
<b>Totals</b>		<b>0/0</b>	<b>0</b>	<b>0</b>	<b>0</b>	<b>0</b>	<b>0.0</b>	<b>0</b>	<b>0</b>	<b>--</b>	<b>0</b>	<b>0</b>	<b>0</b>	<b>0</b>	<b>0</b>	<b>---</b>	<b>---</b>

## CAREER HIGHS

Tackles	--	---
Sacks	--	---
INTs	--	---
PDs	--	---
FFs	--	---
FRs	--	---

## 2021 GAME-BY-GAME STATISTICS (DEN & PHI)

Date	Opp	GP/S	Tot	Solo	Sk	Int	PD	FF	FR	Snap	Pct
Sep 12	at NYG	W	0/0								
Sep 19	at Jax	W	0/0								
Sep 26	NYJ	W	0/0								
Oct 3	Bal	L	0/0								
Oct 10	at Pit	L	0/0								
Oct 17	LV	L	0/0								
Oct 21	at Cle	L	0/0								
Oct 31	Was	W	0/0								
ACQUIRED BY EAGLES FROM BRONCOS (11/2/21)											
Nov 7	LAC	L	0/0								
Nov 14	at Den	W	0/0								
Nov 21	NO										
Nov 28	at NYG										
Dec 5	at NYJ										
TBD	Was										
Dec 26	NYG										
Jan 2	at Was										
Jan 9	Dal										
<b>Totals</b>		<b>0/0</b>	<b>0</b>	<b>0</b>	<b>0.0</b>	<b>0</b>	<b>0</b>	<b>0</b>	<b>0</b>	<b>0</b>	<b>0%</b>

## 2021 SEASON - BRONCOS & EAGLES



## COLLEGE HIGHLIGHTS

- ▶ Appeared in 39 games (19 starts) at LSU (2017-19), recording 87 tackles (60 solo), 18 PDs, 6 INTs and 1.0 sack ... Helped the Tigers win the 2020 CFP National Championship ... Opted out of the 2020 season due to the COVID-19 pandemic
- ▶ As a senior, played in all 15 games (9 starts) and posted 47 tackles (36 solo), 8 PDs, 4 INTs and 2 TFLs ... Finished his junior season with 40 tackles (20 solo), 6 PD, 1.5 TFL and 1 INT in 13 games

## BIRDSEED

- ▶ Was a dual-sport athlete at LSU, doubling as a member of the Tigers' track team ... Was a part of the SEC Champion 4x100 meter relay team in 2018 and 2019
- ▶ Studied sports administration at LSU
- ▶ Prepped at Port Arthur Memorial (TX) High School, where he recorded 7 INTs, 7 PDs and 1 sack as a senior ... Totaled 51 tackles, 5 INTs and 2 kick return TDs during his junior season ... Also was a two-time 6A Texas State champion in the 200-meters

## TRANSACTIONS

- ▶ **11/2/21** - Acquired by PHI from DEN in exchange for a 2022 6th-round draft choice ... **2021** - Drafted by DEN in 7th round (237th overall)





# K'VON WALLACE

**SAFETY | 42**

*(pronounced KAY-von)*



**Height:** 5-11 **Weight:** 205 **DOB:** July 25, 1997 (Age 24)

**NFL Experience:** 2nd Year (2nd with Eagles) **Draft:** D4a-20 (127th overall) by PHI

**College:** Clemson **Hometown (HS):** Highland Springs, VA (Highland Springs)

## CAREER STATISTICS

Year	Team	GP/S	TACKLES					PASS DEFENSE					FUMBLES			DEF SNAPS	
			Total	Solo	Asst	TFL	Sacks	Int	Yds	Lg	TD	PD	FF	FR	Yds	No	Pct
2020	Philadelphia	15/3	22	15	7	0	0.0	0	0	--	0	0	0	1	0	202	18%
2021	Philadelphia	6/2	6	3	3	0	0.0	0	0	--	0	0	0	0	0	131	19%
<b>Totals</b>		<b>21/5</b>	<b>28</b>	<b>18</b>	<b>10</b>	<b>0</b>	<b>0.0</b>	<b>0</b>	<b>0</b>	<b>--</b>	<b>0</b>	<b>0</b>	<b>0</b>	<b>1</b>	<b>0</b>	<b>---</b>	<b>---</b>

## ADDITIONAL STATISTICS

**Special Teams Tackles:** 6 - 2020 (6) **Blocked FGs:** 1 - 2021 (1)

## CAREER HIGHS

<b>Tackles</b>	6	1/3/21 vs. Was.
<b>Sacks</b>	--	---
<b>INTs</b>	--	---
<b>PDs</b>	--	---
<b>FFs</b>	--	---
<b>FRs</b>	1	9/20/20 vs. LAR

**Hobbies:** Fishing, playing video games, sightseeing ... **Bucket list:** Travel to Jerusalem ... **Desired talent:** Singing ... **Guilty pleasure:** "I'm a dessert guy. Ice cream is my favorite and milkshakes are right behind it." ... **Pregame ritual:** FaceTimes his family ... **Career if he wasn't playing football:** "Engineer. When I was in high school, I was in a tech program where I was basically an electrician. I wired outlets, AC units, and ceiling fans." ... **Favorite TV shows:** Ed, Edd n Eddy and Samurai Jack ... **Favorite movie:** Friday ... **Favorite athlete growing up:** Kobe Bryant

## 2021 SEASON - EAGLES

- Blocked a FG by Broncos K **Brad McManus** that was recovered by LB **Alex Singleton** in the third quarter of the 30-13 victory at Den. (11/14/21)

## 2020 SEASON - EAGLES

- Saw action in 202 defensive snaps (18%) and 219 special teams snaps (52%) over 15 games (three starts) as a rookie ... Produced 22 tackles (15 solo) and 1 FR with 6 special teams tackles
- Totaled a career-high 6 tackles (5 solo) vs. Was. (1/3/21)
- Recovered the fumble forced by **T.J. Edwards** against Rams WR **Cooper Kupp** on a punt return with 46 seconds remaining in the second quarter vs. LAR (9/20/20) ... The takeaway set up the Eagles' offense at the 11-yard line and resulted in a TD drive

## COLLEGE HIGHLIGHTS

- Played collegiately at Clemson, where he was a key contributor on two CFP National Championship teams ... A two-time All-ACC selection and team captain ... Recorded 178 tackles, 21 PDs, 5 INTs, 2.0 sacks and 2 FFs in 59 career games (36 starts) with the Tigers ... His 59 games are tied for the most in program history

## BIRDSEED

- A three-time ACC Honor Roll selection who graduated from Clemson with a degree in communications ... Completed internships with the National Football League and Cisco ... Roommate was **Brian Dawkins Jr.**, the son of Eagles legend and Pro Football Hall of Famer **Brian Dawkins**, who also played S at Clemson
- Prepped at Highland Springs (VA) High School, where he led the team to a 14-1 record and state title as an all-state selection at WR and DB ... Also a member of the track and field team

## TRANSACTIONS

- 10/30/21** - Activated from Reserve/Injured ... **9/28/21** - Placed on Reserve/Injured ... **2020** - Drafted by PHI in 4th round (127th overall)





## 2021 GAME-BY-GAME STATISTICS (PHI)

Date	Opp		GP/S	Tot	Solo	Sk	Int	PD	FF	FR	Snap	Pct
Sep 12	at Atl	W	1/0	2	0	0.0	0	0	0	0	64	89%
Sep 19	SF	L	1/1	3	3	0.0	0	0	0	0	40	57%
Sep 27	at Dal	L	1/1	1	0	0.0	0	0	0	0	11	14%
Oct 3	KC	L	0/0	RESERVE/INJURED								
Oct 10	at Car	W	0/0	RESERVE/INJURED								
Oct 14	TB	L	0/0	RESERVE/INJURED								
Oct 24	at LV	L	0/0	RESERVE/INJURED								
Oct 31	at Det	W	1/0	0	0	0.0	0	0	0	0	16	26%
Nov 7	LAC	L	1/0	0	0	0.0	0	0	0	0	0	0%
Nov 14	at Den	W	1/0	0	0	0.0	0	0	0	0	0	0%
Nov 21	NO											
Nov 28	at NYG											
Dec 5	at NYJ											
TBD	Was											
Dec 26	NYG											
Jan 2	at Was											
Jan 9	Dal											
<b>Totals</b>			<b>6/2</b>	<b>6</b>	<b>3</b>	<b>0.0</b>	<b>0</b>	<b>0</b>	<b>0</b>	<b>0</b>	<b>131</b>	<b>19%</b>

## 2020 GAME-BY-GAME STATISTICS (PHI)

Date	Opp		GP/S	Tot	Solo	Sk	Int	PD	FF	FR	Snap	Pct
Sep 13	at Was	L	1/0	1	0	0.0	0	0	0	0	6	9%
Sep 20	LAR	L	1/0	0	0	0.0	0	0	0	1	0	0%
Sep 27	Cin	T	1/0	1	0	0.0	0	0	0	0	1	1%
Oct 4	at SF	W	1/1	2	2	0.0	0	0	0	0	27	37%
Oct 11	at Pit	L	1/0	4	3	0.0	0	0	0	0	13	17%
Oct 18	Bal	L	1/0	0	0	0.0	0	0	0	0	0	0%
Oct 22	NYG	W	0/0	INACTIVE								
Nov 1	Dal	W	1/0	0	0	0.0	0	0	0	0	0	0%
Nov 15	at NYG	L	1/0	0	0	0.0	0	0	0	0	1	1%
Nov 22	at Cle	L	1/0	0	0	0.0	0	0	0	0	5	7%
Nov 30	Sea	L	1/0	0	0	0.0	0	0	0	0	0	0%
Dec 6	at GB	L	1/0	1	1	0.0	0	0	0	0	16	26%
Dec 13	NO	W	1/0	2	1	0.0	0	0	0	0	28	44%
Dec 20	at Ari	L	1/1	2	1	0.0	0	0	0	0	23	34%
Dec 27	at Dal	L	1/0	3	2	0.0	0	0	0	0	19	27%
Jan 3	Was	L	1/1	6	5	0.0	0	0	0	0	63	100%
<b>Totals</b>			<b>15/3</b>	<b>22</b>	<b>15</b>	<b>0.0</b>	<b>0</b>	<b>0</b>	<b>0</b>	<b>1</b>	<b>202</b>	<b>18%</b>



# GREG WARD

WIDE RECEIVER | 84



Height: 5-11 Weight: 190 DOB: July 12, 1995 (Age 26)

NFL Experience: 3rd Year (3rd with Eagles) Draft: UDFA-17 by PHI Acquired: FA-19

College: Houston Hometown (HS): Tyler, TX (John Tyler)

Super Bowl Champion: 2017 (LII)

## CAREER STATISTICS

Year	Team	GP/S	RECEIVING					OFF SNAPS	
			Rec	Yds	Avg	Lg	TD	No	Pct
2019	Philadelphia	7/3	28	254	9.1	38	1	310	26%
2020	Philadelphia	16/10	53	419	7.9	32t	6	791	70%
2021	Philadelphia	10/0	2	30	15.0	15t	2	149	23%
<b>Totals</b>		<b>33/13</b>	<b>83</b>	<b>703</b>	<b>8.5</b>	<b>38</b>	<b>9</b>	---	---

## PLAYOFFS

2019	Philadelphia	1/1	3	24	8.0	16	0	50	72%
<b>Totals</b>		<b>1/1</b>	<b>3</b>	<b>24</b>	<b>8.0</b>	<b>16</b>	<b>0</b>	---	---

## ADDITIONAL STATISTICS

Fumbles/Lost: 2/0 - 2020 (2/0) Special Teams Tackles: 1 - 2019 (1)

Passing: 1-16 - 2021 (0-1), 2020 (1-15) Rushing: 3-1 - 2020 (2-(-4)), 2019 (1-5)

Punt Returns: 29-170 - 2021 (1-12), 2020 (21-134), 2019 (7-24)

Kickoff Returns: 1-3 - 2021 (1-3)

## CAREER HIGHS

Receptions	8	9/27/20 vs. Cin.
Receiving Yards	72	9/27/20 vs. Cin.
Receiving Long	38	12/22/19 vs. Dal.
Receiving TDs	2	12/20/20 at Ari.

**First job:** Worked in a car shop ... **Favorite movie:** *Rush Hour 2* ... **Favorite TV shows:** *Martin* and *The Fresh Prince of Bel-Air* ... **Favorite music:** Drake and Lil Wayne ... **Favorite meal:** "I'm from down south, so I like fried chicken and cornbread and greens." ... **Favorite throwback jerseys:** Earl Campbell, Houston Oilers; Michael Jordan, Chicago Bulls



## 2021 SEASON - EAGLES

- ▶ Hauled in a 15-yard TD in the fourth quarter at Dal. (9/27/21)

## 2020 SEASON - EAGLES

- ▶ Registered career highs in receptions (53), receiving yards (419) and receiving TDs (6) ... Led the team in both receptions and receiving TDs ... Also returned 21 punts for 134 yards
- ▶ Posted a career-high 2 receiving TDs at Ari. (12/20/20) ... Became the first undrafted Eagles WR to record multiple receiving TDs in a single game since **Greg Lewis** on 10/2/06 vs. Green Bay
- ▶ Caught a 32-yard TD thrown by **Jalen Hurts** to erase a fourth-and-18 during the fourth quarter at GB (12/6/20)
- ▶ Led the offense with career highs in receptions (8) and yards (72) and produced a 29-yard TD vs. Cin. (9/27/20)

## 2019 SEASON - EAGLES

- ▶ Totaled 28 receptions for 254 yards and 1 TD ... Promoted from the practice squad to the active roster in Week 12 and led all Eagles WRs in receptions and yards over the last 6 games of the regular season ... Also added 18 receiving first downs
- ▶ With 0:26 remaining in regulation, hauled in the game-winning, 4-yard TD pass from **Carson Wentz** in the 37-27 win at Was. (12/15/19) ... Finished with 7 receptions for 61 yards ... Became the first Eagle to record a game-winning score in the fourth quarter/OT as their first career TD since **Freddie Solomon** caught a 2-yard TD pass from **Ty Detmer** with 1:56 remaining on 9/7/97 vs. Green Bay (W, 10-9)

## AAF HIGHLIGHTS

- ▶ Posted 22 receptions for 214 yards and added 1 punt return TD with the AAF's San Antonio Commanders in 2019

## COLLEGE HIGHLIGHTS

- ▶ Produced the most rushing yards (2,375) by a QB in Houston history and tied for the most rushing TDs (39) ... Also finished 3rd in school history in total yards (11,080), 4th in passing yards (8,705) and 5th in passing TDs (52)
- ▶ From 2015-16, only two NCAA FBS QBs totaled 6,000+ passing yards and 1,500+ rushing yards: Ward and **Deshawn Watson**
- ▶ Threw for 3,557 yards, 22 TDs and a 141.7 efficiency rating en route to second-team All-AAC honors as a senior in 2016
- ▶ Earned second-team All-AAC accolades as a junior in 2015 ... Became the first Houston QB to post 1,000+ rushing yards (1,108) in a season ... Ranked 5th nationally with 21 rushing TDs, which are the most in school single-season history

## BIRDSEED

- ▶ Majored in kinesiology at Houston
- ▶ Attended John Tyler (TX) High School ... As a senior, led Texas' Class 4A with 4,202 passing yards and 39 TDs against 5 INTs, while also adding 861 rushing yards and 13 TDs on 170 carries ... During his junior year, posted 3,596 passing yards and 32 TDs against 5 INTs and rushed 2017 times for 1,212 yards and 18 TDs

2021 GAME-BY-GAME STATISTICS (PHI)										
				RECEIVING					SNAPS	
Date	Opp		GP/S	Rec	Yds	Avg	Lg	TD	No	Pct
Sep 12	at Atl	W	1/0	0	0	---	---	0	16	23%
Sep 19	SF	L	1/0	0	0	---	---	0	21	36%
Sep 27	at Dal	L	1/0	1	15	15.0	15t	1	16	28%
Oct 3	KC	L	1/0	1	15	15.0	15t	1	22	30%
Oct 10	at Car	W	1/0	0	0	---	---	0	11	16%
Oct 14	TB	L	1/0	0	0	---	---	0	7	13%
Oct 24	at LV	L	1/0	0	0	---	---	0	17	25%
Oct 31	at Det	W	1/0	0	0	---	---	0	32	49%
Nov 7	LAC	L	1/0	0	0	---	---	0	1	2%
Nov 14	at Den	W	1/0	0	0	---	---	0	6	9%
Nov 21	NO									
Nov 28	at NYG									
Dec 5	at NYJ									
TBD	Was									
Dec 26	NYG									
Jan 2	at Was									
Jan 9	Dal									
<b>Totals</b>			<b>10/0</b>	<b>2</b>	<b>30</b>	<b>15.0</b>	<b>15t</b>	<b>2</b>	<b>149</b>	<b>23%</b>

2020 GAME-BY-GAME STATISTICS (PHI)										
				RECEIVING					SNAPS	
Date	Opp		GP/S	Rec	Yds	Avg	Lg	TD	No	Pct
Sep 13	at Was	L	1/0	5	31	6.2	11	0	30	44%
Sep 20	LAR	L	1/1	1	5	5.0	5	0	13	18%
Sep 27	Cin	T	1/1	8	72	9.0	29t	1	76	84%
Oct 4	at SF	W	1/0	4	38	9.5	20	0	48	77%
Oct 11	at Pit	L	1/1	4	26	6.5	11	1	41	69%
Oct 18	Bal	L	1/1	2	19	9.5	13	0	58	81%
Oct 22	NYG	W	1/1	5	42	8.4	14	1	77	95%
Nov 1	Dal	W	1/1	3	10	3.3	6	0	59	94%
Nov 15	at NYG	L	1/1	5	39	7.8	16	0	42	63%
Nov 22	at Cle	L	1/0	3	9	3.0	4	0	46	68%
Nov 30	Sea	L	1/0	1	3	3.0	3	0	48	68%
Dec 6	at GB	L	1/0	3	57	19.0	32t	1	44	71%
Dec 13	NO	W	1/1	2	20	10.0	14	0	51	74%
Dec 20	at Ari	L	1/1	4	15	3.8	12	2	44	53%
Dec 27	at Dal	L	1/0	2	27	13.5	17	0	66	90%
Jan 3	Was	L	1/1	1	6	6.0	6	0	48	71%
<b>Totals</b>			<b>16/10</b>	<b>53</b>	<b>419</b>	<b>7.9</b>	<b>32t</b>	<b>6</b>	<b>791</b>	<b>70%</b>

2019 GAME-BY-GAME STATISTICS (PHI)										
				RECEIVING					SNAPS	
Date	Opp		GP/S	Rec	Yds	Avg	Lg	TD	No	Pct
Sep 8	Was	W	---	EAGLES PRACTICE SQUAD						
Sep 15	at Atl	L	---	EAGLES PRACTICE SQUAD						
Sep 22	Det	L	1/0	0	0	---	---	0	2	3%
Sep 26	at GB	W	---	EAGLES PRACTICE SQUAD						
Oct 6	NYJ	W	---	EAGLES PRACTICE SQUAD						
Oct 13	at Min	L	---	EAGLES PRACTICE SQUAD						
Oct 20	at Dal	L	---	EAGLES PRACTICE SQUAD						
Oct 27	at Buf	W	---	EAGLES PRACTICE SQUAD						
Nov 3	Chi	W	---	EAGLES PRACTICE SQUAD						
Nov 17	NE	L	---	EAGLES PRACTICE SQUAD						
Nov 24	Sea	L	1/0	6	40	6.7	9	0	37	49%
Dec 1	at Mia	L	1/0	1	5	5.0	5	0	29	41%
Dec 9	NYG	W	1/0	4	34	8.5	13	0	77	87%
Dec 15	at Was	W	1/1	7	61	8.7	13	1	58	75%
Dec 22	Dal	W	1/1	4	71	17.8	38	0	51	71%
Dec 29	at NYG	W	1/1	6	43	7.2	15	0	56	76%
<b>Totals</b>			<b>7/3</b>	<b>28</b>	<b>254</b>	<b>9.1</b>	<b>38</b>	<b>1</b>	<b>310</b>	<b>26%</b>
PLAYOFFS										
Jan 5	Sea	L	1/1	3	24	8.0	16	0	50	72%
<b>Totals</b>			<b>1/1</b>	<b>3</b>	<b>24</b>	<b>8.0</b>	<b>16</b>	<b>0</b>	<b>50</b>	<b>72%</b>



## TRANSACTIONS

- ▶ **3/29/21** - Signed by PHI to exclusive rights tender ... **11/23/19**
- Signed by PHI to active roster from practice squad ... **9/26/19**
- Signed by PHI to practice squad ... **9/24/19** - Waived by PHI ...
- 9/21/19** - Signed by PHI to active roster from practice squad ...
- 9/1/19** - Signed by PHI to practice squad ... **8/31/19** - Waived by PHI ...
- 4/9/19** - Signed by PHI ... **9/7/18** - Released by PHI from practice squad ...
- 9/2/18** - Signed by PHI to practice squad ... **9/1/18** - Waived by PHI ...
- 2/7/18** - Signed by PHI to reserve/future contract ... **9/18/17** - Signed by PHI to practice squad ...
- 9/12/17** - Released by PHI from practice squad ... **9/3/17** - Signed by PHI to practice squad ...
- 9/2/17** - Waived by PHI ...
- 2017** - Signed by PHI as UDFA



# QUEZ WATKINS

WIDE RECEIVER | 16



**Height:** 6-0 **Weight:** 193 **DOB:** June 9, 1998 (Age 23)

**NFL Experience:** 2nd Year (2nd with Eagles) **Draft:** D6b-20 (200th overall) by PHI

**College:** Southern Mississippi **Hometown (HS):** Athens, AL (Athens)

## CAREER STATISTICS

Year	Team	GP/S	RECEIVING					OFF SNAPS	
			Rec	Yds	Avg	Lg	TD	No	Pct
2020	Philadelphia	6/0	7	106	15.1	43	1	119	11%
2021	Philadelphia	10/9	26	408	15.7	91	0	459	72%
<b>Totals</b>		<b>16/9</b>	<b>33</b>	<b>514</b>	<b>15.6</b>	<b>91</b>	<b>1</b>	<b>---</b>	<b>---</b>

## ADDITIONAL STATISTICS

**Kickoff Returns:** 8-138 - 2021 (8-138) ... **Misc. Tackles:** 2 - 2021 (2)

## CAREER HIGHS

<b>Receptions</b>	4	11/14/21 at Den.
<b>Receiving Yards</b>	117	9/19/21 vs. SF
<b>Receiving Long</b>	91	9/19/21 vs. SF
<b>Receiving TDs</b>	1	12/20/20 at Ari.

**Hobbies:** Playing basketball or PlayStation ... **Bucket list:** Travel to different places ... **Desired talent:** Art ... **Surprisingly good at:** Golf ... **Players he models his game after:** Calvin Ridley, Stefon Diggs and Davante Adams ... **Favorite athlete:** Michael Jordan

## 2021 GAME-BY-GAME STATISTICS (PHI)

Date	Opp	GP/S	RECEIVING					SNAPS	
			Rec	Yds	Avg	Lg	TD	No	Pct
Sep 12	at Atl	W 1/1	3	23	7.7	11	0	34	48%
Sep 19	SF	L 1/0	2	117	58.5	91	0	29	50%
Sep 27	at Dal	L 1/1	2	46	23.0	41	0	38	66%
Oct 3	KC	L 1/1	3	33	11.0	18	0	43	58%
Oct 10	at Car	W 1/1	3	48	16.0	53	0	55	82%
Oct 14	TB	L 1/1	3	44	14.7	24	0	40	77%
Oct 24	at LV	L 1/1	2	37	18.5	27	0	50	72%
Oct 31	at Det	W 1/1	2	18	9.0	16	0	58	89%
Nov 7	LAC	L 1/1	2	9	4.5	7	0	55	96%
Nov 14	at Den	W 1/1	4	33	8.33	18	0	57	89%
Nov 21	NO								
Nov 28	at NYG								
Dec 5	at NYJ								
TBD	Was								
Dec 26	NYG								
Jan 2	at Was								
Jan 9	Dal								
<b>Totals</b>		<b>10/9</b>	<b>26</b>	<b>408</b>	<b>15.7</b>	<b>91</b>	<b>0</b>	<b>459</b>	<b>72%</b>

## NOTES TO KNOW

- Ranks 9th among NFL WRs in yards after the catch average (6.7) behind **Deebo Samuel** (9.6), **Rondale Moore** (9.2), **Kadarius Toney** (7.3) and **Chris Godwin** (7.0) in the NFC (min. 10 catches)
- Since Week 2, ranks 7th among NFL WRs in receiving average (16.7), behind only **Deebo Samuel** (17.6) in the NFC

## 2021 SEASON - EAGLES

- Posted a career-high 117 yards on 2 receptions vs. SF (9/19/21) ... Hauled in a career-long, 91-yard pass from **Jalen Hurts** in the second quarter, which tied for the 5th-longest passing play in franchise history ... Marked the Eagles' longest reception since **DeSean Jackson's** 91-yard TD from **Michael Vick** on 12/12/10 at Dallas ... It was also the Eagles' longest play from scrimmage in a home game since an NFL-record-tying 99-yard TD pass from **Ron Jaworski** to **Mike Quick** on 11/10/85 vs. Atlanta
- Started his first career game and produced a career-high-tying 3 receptions for 23 yards in the 32-6 victory at Atl. (9/12/21)

## 2020 SEASON - EAGLES

- Totaled 7 receptions for 106 yards (15.1 avg.) and 1 TD
- Registered a career-long 43-yard catch at Dal. (12/27/20)
- Caught a 32-yard pass from **Jalen Hurts** for his first career TD at Ari. (12/20/20) ... Marked the Eagles' youngest QB-WR duo to connect on a TD in 81 years, when **Davey O'Brien** (22) tossed a 22-yard TD to **Chuck Newton** (22) on 11/12/39 vs. Green Bay

## COLLEGE HIGHLIGHTS

- Played collegiately at Southern Mississippi, where he produced 2,404 yards and 17 TDs on 159 receptions in 35 career games ... His 159 catches were the 2nd-most in school history ... A two-time first-team All-Conference USA selection (2018-19)
- Finished his senior season in 2019 with the most receiving yards (1,178) in the conference as well as the 2nd-highest receiving average (18.5) (min. 50 receptions) ... Led the team in catches (72), yards (889) and TDs (9) during his junior campaign in 2018

## BIRDSEED

- Attended Athens (AL) High School, where he was a Class 6A All-State selection and two-time All-Limestone County honoree ... As a senior, caught 44 passes for 847 yards and 12 TDs ... Also recorded 34 receptions for 541 yards and 5 TDs his junior year

## TRANSACTIONS

- **10/10/20** - Activated from Reserve/Injured ... **9/6/20** - Placed on Reserve/Injured ... **2020** - Drafted by PHI in 6th round (200th overall)





## 2020 GAME-BY-GAME STATISTICS (PHI)

Date	Opp	GP/S	RECEIVING					SNAPS	
			Rec	Yds	Avg	Lg	TD	No	Pct
Sep 13	at Was	L	0/0	RESERVE/INJURED					
Sep 20	LAR	L	0/0	RESERVE/INJURED					
Sep 27	Cin	T	0/0	RESERVE/INJURED					
Oct 4	at SF	W	0/0	RESERVE/INJURED					
Oct 11	at Pit	L	1/0	0	0	---	--	0	5 8%
Oct 18	Bal	L	1/0	0	0	---	--	0	15 21%
Oct 22	NYG	W	0/0	INACTIVE					
Nov 1	Dal	W	0/0	DID NOT PLAY					
Nov 15	at NYG	L	0/0	INACTIVE					
Nov 22	at Cle	L	0/0	INACTIVE					
Nov 30	Sea	L	0/0	INACTIVE					
Dec 6	at GB	L	0/0	INACTIVE					
Dec 13	NO	W	1/0	1	3	3.0	3	0	22 32%
Dec 20	at Ari	L	1/0	3	40	13.3	32t	1	28 34%
Dec 27	at Dal	L	1/0	2	57	28.5	43	0	12 16%
Jan 3	Was	L	1/0	1	6	6.0	6	0	37 54%
<b>Totals</b>			<b>6/0</b>	<b>7</b>	<b>106</b>	<b>15.1</b>	<b>43</b>	<b>1</b>	<b>119 11%</b>





# MILTON WILLIAMS

DEFENSIVE TACKLE | 93



Height: 6-3 Weight: 290 DOB: April 6, 1999 (Age 22)

NFL Experience: Rookie (1st with Eagles) Draft: D3-21 (73rd overall) by PHI

College: Louisiana Tech Hometown (HS): Crowley, TX (Crowley)

## CAREER STATISTICS

Year	Team	GP/S	TACKLES					PASS DEFENSE					FUMBLES			DEF SNAPS	
			Total	Solo	Asst	TFL	Sacks	Int	Yds	Lg	TD	PD	FF	FR	Yds	No	Pct
2021	Philadelphia	10/1	16	7	9	2	1.0	0	0	--	0	0	0	0	0	266	39%
<b>Totals</b>		<b>10/1</b>	<b>16</b>	<b>7</b>	<b>9</b>	<b>2</b>	<b>1.0</b>	<b>0</b>	<b>0</b>	<b>--</b>	<b>0</b>	<b>0</b>	<b>0</b>	<b>0</b>	<b>0</b>	<b>---</b>	<b>---</b>

## CAREER HIGHS

Tackles	4	10/31/21 at Det.
Sacks	1.0	10/31/21 at Det.
INTs	--	---
PDs	--	---
FFs	--	---
FRs	--	---

## 2021 GAME-BY-GAME STATISTICS (PHI)

Date	Opp	GP/S	Tot	Solo	Sk	Int	PD	FF	FR	Snap	Pct
Sep 12	at Atl	W	1/0	1	0	0.0	0	0	0	31	43%
Sep 19	SF	L	1/0	2	1	0.0	0	0	0	27	39%
Sep 27	at Dal	L	1/1	2	0	0.0	0	0	0	47	61%
Oct 3	KC	L	1/0	2	1	0.0	0	0	0	23	34%
Oct 10	at Car	W	1/0	1	0	0.0	0	0	0	21	30%
Oct 14	TB	L	1/0	1	0	0.0	0	0	0	13	17%
Oct 24	at LV	L	1/0	1	0	0.0	0	0	0	18	27%
Oct 31	at Det	W	1/0	4	4	1.0	0	0	0	34	55%
Nov 7	LAC	L	1/0	1	1	0.0	0	0	0	31	45%
Nov 14	at Den	W	1/0	1	0	0.0	0	0	0	21	36%
Nov 21	NO										
Nov 28	at NYG										
Dec 5	at NYJ										
TBD	Was										
Dec 26	NYG										
Jan 2	at Was										
Jan 9	Dal										
<b>Totals</b>		<b>10/1</b>	<b>16</b>	<b>7</b>	<b>1.0</b>	<b>0</b>	<b>0</b>	<b>0</b>	<b>0</b>	<b>266</b>	<b>39%</b>

## 2021 SEASON - EAGLES

- Recorded his first career sack on Lions QB **Jared Goff** along with a career-high 4 tackles (4 solo) in the win at Det. (10/31/21)

## COLLEGE HIGHLIGHTS

- Registered 106 tackles (49 solo), 19 TFLs, 10.0 sacks and 3 FRs over 30 games during his career at Louisiana Tech
- Started all 10 games as a junior in 2020 and led the team with a career-high 10 TFLs (3rd in C-USA) and 4.5 sacks (7th in C-USA) ... Earned third-team All-American (*Pro Football Focus*) and first-team All-Conference USA (*Phil Steele*) recognition
- Totaled 59 tackles (27 solo), 9 TFLs and a career-high 5.5 sacks in 13 games (all starts) during his sophomore season in 2019 ... Collected All-Conference USA honorable mention accolades

## BIRDSEED

- Attended Crowley (TX) High School, where he recorded 300 tackles and 22.0 sacks and received District 5A-Region II Defensive MVP honors ... Lettered in both football and basketball
- Is the son of Milton and Willanette Williams ... Has three siblings: Mishayla, Mia and Malia

## TRANSACTIONS

- 2021** - Drafted by PHI in 3rd round (73rd overall)





# RAEQUAN WILLIAMS

DEFENSIVE TACKLE | 61



**Height:** 6-4 **Weight:** 305 **DOB:** Feb. 14, 1997 (Age 24)

**NFL Experience:** 2nd Year (2nd with Eagles) **Draft:** UDFA-20 by PHI

**College:** Michigan State **Hometown (HS):** Chicago, IL (DePaul College Prep)

PRACTICE SQUAD

## CAREER STATISTICS

Year	Team	GP/S	TACKLES					PASS DEFENSE					FUMBLES			DEF SNAPS	
			Total	Solo	Asst	TFL	Sacks	Int	Yds	Lg	TD	PD	FF	FR	Yds	No	Pct
2020	Philadelphia	6/0	5	3	2	1	1.0	0	0	--	0	0	0	0	0	98	9%
2021	Philadelphia	0/0	0	0	0	0	0.0	0	0	--	0	0	0	0	0	0	0%
<b>Totals</b>		<b>6/0</b>	<b>5</b>	<b>3</b>	<b>2</b>	<b>1</b>	<b>1.0</b>	<b>0</b>	<b>0</b>	<b>--</b>	<b>0</b>	<b>0</b>	<b>0</b>	<b>0</b>	<b>0</b>	<b>---</b>	<b>---</b>

## CAREER HIGHS

<b>Tackles</b>	3	12/6/20 at GB
<b>Sacks</b>	1.0	1/3/21 vs. Was.
<b>INTs</b>	--	---
<b>PDs</b>	--	---
<b>FFs</b>	--	---
<b>FRs</b>	--	---

## 2021 SEASON - EAGLES



## 2020 SEASON - EAGLES

- ▶ Played in 98 defensive snaps (9%) over six games as a rookie ... Recorded 5 tackles (3 solo), 1 TFL and 1.0 sack

## COLLEGE HIGHLIGHTS

- ▶ Appeared in 50 career games (42 starts) over four years at Michigan State ... Totaled 160 tackles, 29 TFLs, 11.5 sacks, 8 PDs and 3 FFs ... Ended his career with 42 consecutive starts ... A two-time All-Big Ten first-team selection (2018 and 2019)

## BIRDSEED

- ▶ Earned a bachelor's degree in advertising management
- ▶ Attended DePaul College Prep (IL), where he was a three-time All-Catholic League Red Division selection ... Saw action at DT, DE and RT as a senior, recording 74 tackles (53 solo), 22 TFLs and 8.0 sacks ... Earned first-team All-State honors from *The Chicago Tribune* and *The News-Gazette* ... Also played basketball

## TRANSACTIONS

- ▶ **9/1/21** - Signed by PHI to practice squad ... **8/31/21** - Waived by PHI ... **12/9/20** - Signed by PHI to active roster from practice squad ... **12/5/20** - Elevated by PHI from practice squad for Week 13 at Green Bay ... **10/31/20** - Elevated by PHI from practice squad for Week 8 vs. Dallas ... **9/6/20** - Signed by PHI to practice squad ... **9/5/20** - Waived by PHI ... **2020** - Signed by PHI as UDFA

**First job:** Basketball camp counselor ... **Surprisingly good at:** Baking (specialties include cookies and cake) ... **Desired talent:** Being in a band ... **If he could choose any karaoke song:** "My Girl" - The Temptations ... **If he could witness any moment in history:** "Game 6." (Michael Jordan's series-clinching shot - and final one in a Bulls uniform - against the Utah Jazz in the 1997-98 NBA Finals) ... **Favorite TV show:** *The Wire* ... **Favorite movies:** *The Rocky* series ... **Favorite music artists:** G Herbo, Kodak Black ... **Favorite meal:** His mom's soul food



## 2021 GAME-BY-GAME STATISTICS (PHI)

Date	Opp	GP/S	Tot	Solo	Sk	Int	PD	FF	FR	Snap	Pct
Sep 12	at Atl	W	---								
Sep 19	SF	L	---								
Sep 27	at Dal	L	---								
Oct 3	KC	L	---								
Oct 10	at Car	W	---								
Oct 14	TB	L	---								
Oct 24	at LV	L	---								
Oct 31	at Det	W	---								
Nov 7	LAC	L	---								
Nov 14	at Den	W	---								
Nov 21	NO										
Nov 28	at NYG										
Dec 5	at NYJ										
TBD	Was										
Dec 26	NYG										
Jan 2	at Was										
Jan 9	Dal										
<b>Totals</b>		<b>0/0</b>	<b>0</b>	<b>0</b>	<b>0</b>	<b>0</b>	<b>0</b>	<b>0</b>	<b>0</b>	<b>0</b>	<b>0%</b>

## 2020 GAME-BY-GAME STATISTICS (PHI)

Date	Opp	GP/S	Tot	Solo	Sk	Int	PD	FF	FR	Snap	Pct
Sep 13	at Was	L	---								
Sep 20	LAR	L	---								
Sep 27	Cin	T	---								
Oct 4	at SF	W	---								
Oct 11	at Pit	L	---								
Oct 18	Bal	L	---								
Oct 22	NYG	W	---								
Nov 1	Dal	W	1/0	0	0	0.0	0	0	0	16	20%
Nov 15	at NYG	L	---								
Nov 22	at Cle	L	---								
Nov 30	Sea	L	---								
Dec 6	at GB	L	1/0	3	2	0.0	0	0	0	22	36%
Dec 13	NO	W	1/0	0	0	0.0	0	0	0	9	14%
Dec 20	at Ari	L	1/0	0	0	0.0	0	0	0	11	16%
Dec 27	at Dal	L	1/0	1	0	0.0	0	0	0	19	27%
Jan 3	Was	L	1/0	1	1	1.0	0	0	0	21	33%
<b>Totals</b>		<b>6/0</b>	<b>5</b>	<b>3</b>	<b>1.0</b>	<b>0</b>	<b>0</b>	<b>0</b>	<b>0</b>	<b>98</b>	<b>9%</b>





# MARVIN WILSON

DEFENSIVE TACKLE | 73



**Height:** 6-4 **Weight:** 303 **DOB:** Sept. 5, 1998 (Age 23)

**NFL Experience:** Rookie (1st with Eagles) **Draft:** UDFA-21 by CLE **Acquired:** FA-21

**College:** Florida State **Hometown (HS):** Bellaire, TX (Episcopal)

PRACTICE SQUAD

## CAREER STATISTICS

Year	Team	GP/S	TACKLES					PASS DEFENSE					FUMBLES			DEF SNAPS	
			Total	Solo	Asst	TFL	Sacks	Int	Yds	Lg	TD	PD	FF	FR	Yds	No	Pct
2021	Philadelphia	0/0	0	0	0	0	0.0	0	0	--	0	0	0	0	0	0	0%
<b>Totals</b>		<b>0/0</b>	<b>0</b>	<b>0</b>	<b>0</b>	<b>0</b>	<b>0.0</b>	<b>0</b>	<b>0</b>	<b>--</b>	<b>0</b>	<b>0</b>	<b>0</b>	<b>0</b>	<b>0</b>	<b>---</b>	<b>---</b>

## CAREER HIGHS

Tackles	--	---
Sacks	--	---
INTs	--	---
PDs	--	---
FFs	--	---
FRs	--	---

## 2021 SEASON - EAGLES



## COLLEGE HIGHLIGHTS

- ▶ Appeared in 39 games (19 starts) at Florida State ... Recorded 110 total tackles (50 solo), 15 TFLs, 9.5 sacks 6 PDs, 2 FF and 1 FR ...
- ▶ Named second-team All-ACC after recording 17 tackles, 2 TFLs, and 1.0 sacks as a senior ... Selected first-team All-ACC as a junior after recording 44 tackles, 8 TFLs, 5.0 sacks, 1 FF and 1 FR

## BIRDSEED

- ▶ Earned a bachelor's degree in social science
- ▶ Attended Episcopal (TX) High School ... Recorded 71 TFLs and 42 sacks during his high school career ... As a senior, racked up 19 TFLs and 9 sacks

## TRANSACTIONS

- ▶ **9/2/21** - Signed by PHI to practice squad ... **DT8/31/21** - Waived by CLE ... **8/31/21** - Waived by CLE ... **2021** - Signed by CLE as UDFA



2021 GAME-BY-GAME STATISTICS (PHI)												
Date	Opp	GP/S	Tot	Solo	Sk	Int	PD	FF	FR	Snap	Pct	
Sep 12	at Atl	W	---									EAGLES PRACTICE SQUAD
Sep 19	SF	L	---									EAGLES PRACTICE SQUAD
Sep 27	at Dal	L	---									EAGLES PRACTICE SQUAD
Oct 3	KC	L	---									EAGLES PRACTICE SQUAD
Oct 10	at Car	W	---									EAGLES PRACTICE SQUAD
Oct 14	TB	L	---									EAGLES PRACTICE SQUAD
Oct 24	at LV	L	---									EAGLES PRACTICE SQUAD
Oct 31	at Det	W	---									EAGLES PRACTICE SQUAD
Nov 7	LAC	L	---									EAGLES PRACTICE SQUAD
Nov 14	at Den	W	---									EAGLES PRACTICE SQUAD
Nov 21	NO											
Nov 28	at NYG											
Dec 5	at NYJ											
TBD	Was											
Dec 26	NYG											
Jan 2	at Was											
Jan 9	Dal											
<b>Totals</b>		<b>0/0</b>	<b>0</b>	<b>0</b>	<b>0.0</b>	<b>0</b>	<b>0</b>	<b>0</b>	<b>0</b>	<b>0</b>	<b>0%</b>	



# ROSTER BREAKDOWN



FRONT OFFICE & COACHING STAFF

PLAYER BIOS

ROSTER BREAKDOWN

2021 EAGLES STATISTICS

RECORD BOOK

NFL STATISTICS

OFF THE FIELD

# UNOFFICIAL DEPTH CHART



Compiled by the Eagles public relations department:

as of November 16, 2021

OFFENSE						
WR	6	DeVonta Smith	19	J.J. Arcega-Whiteside		
LT	68	Jordan Mailata	77	Andre Dillard		
LG	69	Landon Dickerson	78	Sua Opeta		
C	62	Jason Kelce	76	Jack Anderson		
RG	63	Jack Driscoll	67	Nate Herbig		
RT	65	Lane Johnson	77	Andre Dillard		
TE	88	Dallas Goedert	89	Jack Stoll	80	Tyree Jackson
WR	16	Quez Watkins	84	Greg Ward		
WR	18	Jalen Reagor	19	J.J. Arcega-Whiteside		
RB	14 Kenneth Gainwell / 24 Jordan Howard / 35 Boston Scott					
QB	1	Jalen Hurts	10	Gardner Minshew	7	Reid Sinnett

DEFENSE						
DE	94	Josh Sweat	90	Ryan Kerrigan		
DT	97	Javon Hargrave	98	Hassan Ridgeway	95	Marlon Tuipulotu
DT	91	Fletcher Cox	93	Milton Williams		
DE	96	Derek Barnett	75	Tarron Jackson		
SAM	58	Genard Avery	48	Patrick Johnson		
MIKE	57	T.J. Edwards	54	Shaun Bradley		
WILL	52	Davion Taylor	49	Alex Singleton		
CB	3	Steven Nelson	27	Zech McPhearson	36	Tay Gowan
CB	2	Darius Slay	34	Kary Vincent		
NCB	29	Avonte Maddox	33	Josiah Scott		
S	23	Rodney McLeod	42	K'Von Wallace	21	Andre Chachere
S	28	Anthony Harris	22	Marcus Epps		

SPECIAL TEAMS						
P	8	Arryn Siposs				
K	4	Jake Elliott				
H	8	Arryn Siposs				
LS	45	Rick Lovato				
PR	18 Jalen Reagor / 6 DeVonta Smith / 84 Greg Ward					
KR	18 Jalen Reagor / 16 Quez Watkins					

PRONUNCIATION GUIDE			
J.J. Arcega-Whiteside	are-THAY-guh	Sua Opeta	SUE-uh OH-petta
Genard Avery	juh-NARD	Jalen Reagor	RAY-gur
Andre Chachere	SASH-er-ay	Reid Sinnett	SIN-ett
Dallas Goedert	GOD-ert	Arryn Siposs	Aaron SIP-oss
Tay Gowan	GOW-en	Jack Stoll	STOLE
Javon Hargrave	JAY-von	Davion Taylor	DAY-vee-on
Tarron Jackson	tuh-RON	Marlon Tuipulotu	TOO-ee-poo-LOE-too
Jordan Mailata	MY-lot-uh	K'Von Wallace	KAY-von
Zech McPhearson	ZACK mc-FEAR-son		

# ALPHABETICAL ROSTER



#	NAME	POS	HT	WT	DOB	AGE	EXP	COLLEGE	HOMETOWN	HOW ACQ
76	Anderson, Jack	C/G	6-4	314	10/12/98	23	R	Texas Tech	Frisco, TX	PS-Buf-21
19	Arcega-Whiteside, J.J.	WR	6-2	225	12/31/96	24	3	Stanford	Roebuck, SC	D2b-19
58	Avery, Genard	LB	6-0	250	4/26/95	26	4	Memphis	Grenada, MS	T-Cle-19
96	Barnett, Derek	DE	6-3	259	6/25/96	25	5	Tennessee	Brentwood, TN	D1-17
54	Bradley, Shaun	LB	6-1	240	4/8/97	24	2	Temple	Mount Holly, NJ	D6a-20
21	Chachere, Andre	DB	6-0	197	2/10/96	25	1	San Jose State	Fresno, CA	W-Ind-21
91	Cox, Fletcher	DT	6-4	310	12/13/90	30	10	Mississippi State	Yazoo City, MS	D1-12
69	Dickerson, Landon	OL	6-6	333	9/30/98	23	R	Alabama	Hudson, NC	D2-21
77	Dillard, Andre	T	6-5	315	10/3/95	26	3	Washington State	Woodinville, WA	D1-19
63	Driscoll, Jack	T/G	6-5	312	4/1/97	24	2	Auburn	Madison, CT	D4b-20
57	Edwards, T.J.	LB	6-1	242	8/12/96	25	3	Wisconsin	Lake Villa, IL	UDFA-19
4	Elliott, Jake	K	5-9	167	1/21/95	26	5	Memphis	La Grange, IL	PS-Cin-17
22	Epps, Marcus	S	6-0	191	1/27/96	25	3	Wyoming	Huntington Beach, CA	W-Min-19
14	Gainwell, Kenneth	RB	5-9	200	3/14/99	22	R	Memphis	Yazoo City, MS	D5-21
88	Goedert, Dallas	TE	6-5	256	1/3/95	26	4	South Dakota State	Britton, SD	D2-18
36	Gowan, Tay	CB	6-1	186	1/7/98	23	R	Central Florida	Covington, GA	T-Ari-21
97	Hargrave, Javon	DT	6-2	305	2/7/93	28	6	South Carolina State	Salisbury, NC	FA-Pit-20
28	Harris, Anthony	S	6-1	202	10/9/91	30	7	Virginia	Chesterfield, VA	FA-Min-21
67	Herbig, Nate	C/G	6-4	334	7/10/98	23	3	Stanford	Honolulu, HI	UDFA-19
24	Howard, Jordan	RB	6-0	224	11/2/94	27	6	Indiana	Gardendale, AL	FA-20
1	Hurts, Jalen	QB	6-1	223	8/7/98	23	2	Oklahoma	Channahow, TX	D2-20
75	Jackson, Tarron	DE	6-2	254	6/22/98	23	R	Coastal Carolina	Aiken, SC	D6b-21
80	Jackson, Tyree	TE	6-7	249	11/7/97	24	1	Buffalo	Norton Shores, MI	FA-21
65	Johnson, Lane	T	6-6	325	5/8/90	31	9	Oklahoma	Groveton, TX	D1-13
48	Johnson, Patrick	LB	6-2	248	1/10/98	23	R	Tulane	Chattanooga, TN	D7-21
62	Kelce, Jason	C	6-3	295	11/5/87	34	11	Cincinnati	Cleveland, OH	D6a-11
90	Kerrigan, Ryan	DE	6-4	265	8/16/88	33	11	Purdue	Muncie, IN	FA-Was-21
45	Lovato, Rick	LS	6-2	249	9/9/92	29	5	Old Dominion	Middletown, NJ	FA-16
29	Maddox, Avonte	CB	5-9	184	3/31/96	25	4	Pittsburgh	Detroit, MI	D4a-18
68	Mailata, Jordan	T	6-8	365	3/31/97	24	4	---	Sydney, Australia	D7-18
23	McLeod, Rodney	S	5-10	195	6/23/90	31	10	Virginia	Hyattsville, MD	FA-LAR-16
27	McPhearson, Zech	CB	5-11	191	3/21/98	23	R	Texas Tech	Upper Marlboro, MD	D4-21
10	Minshaw, Gardner	QB	6-1	225	5/16/96	25	3	Washington State	Brandon, MS	T-Jax-21
3	Nelson, Steven	CB	5-11	194	1/22/93	28	7	Oregon State	Warner Robins, GA	FA-21
78	Opeta, Sua	G	6-4	305	8/15/96	25	2	Weber State	Stansbury Park, UT	UDFA-19
18	Reagor, Jalen	WR	5-11	197	1/2/99	22	2	TCU	Waxahachie, TX	D1-20
98	Ridgeway, Hassan	DT	6-3	305	11/2/94	27	6	Texas	Mansfield, TX	T-Ind-19
35	Scott, Boston	RB	5-6	203	4/22/95	26	3	Louisiana Tech	Zachary, LA	PS-NO-18
33	Scott, Josiah	CB	5-9	185	4/5/99	22	2	Michigan State	Hamilton, OH	T-Jax-21
49	Singleton, Alex	LB	6-2	240	12/7/93	27	3	Montana State	Thousand Oaks, CA	FA-19
7	Sinnett, Reid	QB	6-4	220	2/5/97	24	1	San Diego	Johnston, IA	W-Mia-21
8	Siposs, Arryn	P	6-2	212	11/25/92	28	1	Auburn	Melbourne, Australia	FA-21
2	Slay, Darius	CB	6-0	190	1/1/91	30	9	Mississippi State	Brunswick, GA	T-Det-20
6	Smith, DeVonta	WR	6-0	170	11/14/98	23	R	Alabama	Amite, LA	D1-21
89	Stoll, Jack	TE	6-4	247	1/28/98	23	R	Nebraska	Aurora, CO	UDFA-21
94	Sweat, Josh	DE	6-5	265	3/29/97	24	4	Florida State	Chesapeake, VA	D4b-18
52	Taylor, Davion	LB	6-1	230	8/5/98	23	2	Colorado	Magnolia, MS	D3-20
95	Tuipulotu, Marlon	DT	6-2	307	5/31/99	22	R	USC	Independence, OR	D6a-21
34	Vincent, Kary	DB	5-10	189	2/27/99	22	R	LSU	Port Arthur, TX	T-Den-21
42	Wallace, K'Von	S	5-11	205	7/25/97	24	2	Clemson	Highland Springs, VA	D4a-20
84	Ward, Greg	WR	5-11	190	7/12/95	26	3	Houston	Tyler, TX	FA-19
16	Watkins, Quez	WR	6-0	193	6/9/98	23	2	Southern Mississippi	Athens, AL	D6b-20
93	Williams, Milton	DT	6-3	290	4/6/99	22	R	Louisiana Tech	Crowley, TX	D3-21

## RESERVE/INJURED

79	Brooks, Brandon	G	6-5	335	8/19/89	32	10	Miami (OH)	Milwaukee, WI	FA-Hou-16
-	Croom, Jason	TE	6-5	246	2/28/94	27	3	Tennessee	Norcross, GA	FA-20
55	Graham, Brandon	DE	6-2	265	4/3/88	33	12	Michigan	Detroit, MI	D1-10
-	Ostman, Joe	LB	6-3	259	7/12/95	26	2	Central Michigan	St. Ignace, MI	UDFA-18
26	Sanders, Miles	RB	5-11	211	5/1/97	24	3	Penn State	Pittsburgh, PA	D2a-19
56	Seumalo, Isaac	G	6-4	303	10/29/93	28	6	Oregon State	Corvallis, OR	D3-16

## PRACTICE SQUAD

72	Awosika, Kayode	G/T	6-3	312	10/27/98	23	R	Buffalo	Maple Grove, MN	UDFA-21
85	Cain, Deon	WR	6-2	202	8/9/96	25	3	Clemson	Tampa, FL	FA-21
74	Clark, Le'Raven	T	6-5	311	4/22/93	28	6	Texas Tech	Rockdale, TX	FA-Ind-21
82	Hightower, John	WR	6-2	190	5/31/96	25	2	Boise State	Upper Marlboro, MD	D5-20
32	Huntley, Jason	RB	5-9	195	4/20/98	23	2	New Mexico State	Arlington, TX	W-Det-20
31	James, Craig	CB	5-10	195	4/29/96	25	3	Southern Illinois	Edwardsville, IL	FA-19
17	Johnson, KeeSean	WR	6-1	201	10/9/96	25	3	Fresno State	Palo Alto, CA	FA-21
66	Leo, Matt	DE	6-7	280	5/8/92	29	1	Iowa State	Adelaide, Australia	FA-20
59	Malveaux, Cameron	DE	6-6	265	9/22/94	27	2	Houston	Beaumont, TX	FA-21
41	Mayden, Jared	S	6-0	205	6/24/98	23	1	Alabama	Sachee, TX	FA-21
81	Rodgers, Richard	TE	6-4	257	1/22/92	29	7	California	Shrewsbury, MA	FA-21
30	Stevens, JaCoby	LB	6-1	222	7/19/98	23	R	LSU	Murfreesboro, TN	D6c-21
83	Togia, Noah	TE	6-4	244	7/6/97	24	2	Oregon State	West Valley City, UT	FA-21
64	Toth, Brett	T/G	6-6	304	9/1/96	25	3	Army	Charleston, SC	W-Ari-20
61	Williams, Raequan	DT	6-4	305	2/14/97	24	2	Michigan State	Chicago, IL	UDFA-20
73	Wilson, Marvin	DT	6-4	303	9/5/98	23	R	Florida State	Bellaire, TX	FA-21
-	---	---	---	---	---	---	---	---	---	---



# NUMERICAL ROSTER



#	NAME	POS	HT	WT	DOB	AGE	EXP	COLLEGE	HOMETOWN	HOW ACQ
1	Jalen Hurts	QB	6-1	223	8/7/98	23	2	Oklahoma	Channelview, TX	D2-20
2	Darius Slay	CB	6-0	190	1/1/91	30	9	Mississippi State	Brunswick, GA	T-Det-20
3	Steven Nelson	CB	5-11	194	1/22/93	28	7	Oregon State	Warner Robins, GA	FA-21
4	Jake Elliott	K	5-9	167	1/21/95	26	5	Memphis	La Grange, IL	PS-Cin-17
6	DeVonta Smith	WR	6-0	170	11/14/98	23	R	Alabama	Amite, LA	D1-21
7	Reid Sinnett	QB	6-4	220	2/5/97	24	1	San Diego	Johnston, IA	W-Mia-21
8	Arryn Siposs	P	6-2	212	11/25/92	28	1	Auburn	Melbourne, Australia	FA-21
10	Gardner Minshew	QB	6-1	225	5/16/96	25	3	Washington State	Brandon, MS	T-Jax-21
14	Kenneth Gainwell	RB	5-9	200	3/14/99	22	R	Memphis	Yazoo City, MS	D5-21
16	Quez Watkins	WR	6-0	193	6/9/98	23	2	Southern Mississippi	Athens, AL	D6b-20
18	Jalen Reagor	WR	5-11	197	1/2/99	22	2	TCU	Waxahachie, TX	D1-20
19	J.J. Arcega-Whiteside	WR	6-2	225	12/31/96	24	3	Stanford	Roebuck, SC	D2b-19
21	Andre Chachere	DB	6-0	197	2/10/96	25	1	San Jose State	Fresno, CA	W-Ind-21
22	Marcus Epps	S	6-0	191	1/27/96	25	3	Wyoming	Huntington Beach, CA	W-Min-19
23	Rodney McLeod	S	5-10	195	6/23/90	31	10	Virginia	Hyattsville, MD	FA-LAR-16
24	Jordan Howard	RB	6-0	224	11/2/94	27	6	Indiana	Gardendale, AL	FA-20
27	Zech McPhearson	CB	5-11	191	3/21/98	23	R	Texas Tech	Upper Marlboro, MD	D4-21
28	Anthony Harris	S	6-1	202	10/9/91	30	7	Virginia	Chesterfield, VA	FA-Min-21
29	Avonte Maddox	CB	5-9	184	3/31/96	25	4	Pittsburgh	Detroit, MI	D4a-18
33	Josiah Scott	CB	5-9	185	4/5/99	22	2	Michigan State	Hamilton, OH	T-Jax-21
34	Kary Vincent	DB	5-10	189	2/27/99	22	R	LSU	Port Arthur, TX	T-Den-21
35	Boston Scott	RB	5-6	203	4/27/95	26	3	Louisiana Tech	Zachary, LA	PS-NO-18
36	Tay Gowan	CB	6-1	186	1/7/98	23	R	Central Florida	Covington, GA	T-Ari-21
42	K'Von Wallace	S	5-11	205	7/25/97	24	2	Clemson	Highland Springs, VA	D4a-20
45	Rick Lovato	LS	6-2	249	9/9/92	29	5	Old Dominion	Middletown, NJ	FA-16
48	Patrick Johnson	LB	6-2	248	1/10/98	23	R	Tulane	Chattanooga, TN	D7-21
49	Alex Singleton	LB	6-2	240	12/7/93	27	3	Montana State	Thousand Oaks, CA	FA-19
52	Davion Taylor	LB	6-1	230	8/5/98	23	2	Colorado	Magnolia, MS	D3-20
54	Shaun Bradley	LB	6-1	240	4/8/97	24	2	Temple	Mount Holly, NJ	D6a-20
57	T.J. Edwards	LB	6-1	242	8/12/96	25	3	Wisconsin	Lake Villa, IL	UDFA-19
58	Genard Avery	LB	6-0	250	4/26/95	26	4	Memphis	Grenada, MS	T-Cle-19
62	Jason Kelce	C	6-3	295	11/5/87	34	11	Cincinnati	Cleveland, OH	D6a-11
63	Jack Driscoll	T/G	6-5	312	4/1/97	24	2	Auburn	Madison, CT	D4b-20
65	Lane Johnson	T	6-6	325	5/8/90	31	9	Oklahoma	Groveton, TX	D1-13
67	Nate Herbig	C/G	6-4	334	7/10/98	23	3	Stanford	Honolulu, HI	UDFA-19
68	Jordan Mailata	T	6-8	365	3/31/97	24	4	---	Sydney, Australia	D7-18
69	Landon Dickerson	OL	6-6	333	9/30/98	23	R	Alabama	Hudson, NC	D2-21
75	Tarron Jackson	DE	6-2	254	6/22/98	23	R	Coastal Carolina	Aiken, SC	D6b-21
76	Jack Anderson	C/G	6-4	314	10/12/98	23	R	Texas Tech	Frisco, TX	PS-Buf-21
77	Andre Dillard	T	6-5	315	10/3/95	26	3	Washington State	Woodinville, WA	D1-19
78	Sua Opeti	G	6-4	305	8/15/96	25	2	Weber State	Stansbury Park, UT	UDFA-19
80	Tyree Jackson	TE	6-7	249	11/7/97	24	1	Buffalo	Norton Shores, MI	FA-21
84	Greg Ward	WR	5-11	190	7/12/95	26	3	Houston	Tyler, TX	FA-19
88	Dallas Goedert	TE	6-5	256	1/3/95	26	4	South Dakota State	Britton, SD	D2-18
89	Jack Stoll	TE	6-4	247	1/28/98	23	R	Nebraska	Aurora, CO	UDFA-21
90	Ryan Kerrigan	DE	6-4	265	8/16/88	33	11	Purdue	Muncie, IN	FA-Was-21
91	Fletcher Cox	DT	6-4	310	12/13/90	30	10	Mississippi State	Yazoo City, MS	D1-12
93	Milton Williams	DT	6-3	290	4/6/99	22	R	Louisiana Tech	Crowley, TX	D3-21
94	Josh Sweat	DE	6-5	265	3/29/97	24	4	Florida State	Chesapeake, VA	D4b-18
95	Marlon Tuipulotu	DT	6-2	307	5/31/99	22	R	USC	Independence, OR	D6a-21
96	Derek Barnett	DE	6-3	259	6/25/96	25	5	Tennessee	Brentwood, TN	D1-17
97	Javon Hargrave	DT	6-2	305	2/7/93	28	6	South Carolina State	Salisbury, NC	FA-Pit-20
98	Hassan Ridgeway	DT	6-3	305	11/2/94	27	6	Texas	Mansfield, TX	T-Ind-19

## RESERVE/INJURED

26	Miles Sanders	RB	5-11	211	5/1/97	24	3	Penn State	Pittsburgh, PA	D2a-19
55	Brandon Graham	DE	6-2	265	4/3/88	33	12	Michigan	Detroit, MI	D1-10
56	Isaac Seumalo	G	6-4	303	10/29/93	28	6	Oregon State	Corvallis, OR	D3-16
79	Brandon Brooks	G	6-5	335	8/19/89	32	10	Miami (OH)	Milwaukee, WI	FA-Hou-16
-	Jason Croom	TE	6-5	246	2/28/94	27	3	Tennessee	Norcross, GA	FA-20
-	Joe Ostman	LB	6-3	259	7/12/95	26	2	Central Michigan	St. Ignace, MI	UDFA-18

## PRACTICE SQUAD

17	KeeSean Johnson	WR	6-1	201	10/9/96	25	3	Fresno State	Palo Alto, CA	FA-21
30	JaCoby Stevens	LB	6-1	222	7/19/98	23	R	LSU	Murfreesboro, TN	D6c-21
31	Craig James	CB	5-10	195	4/29/96	25	3	Southern Illinois	Edwardsville, IL	FA-19
32	Jason Huntley	RB	5-9	195	4/20/98	23	2	New Mexico State	Arlington, TX	W-Det-20
41	Jared Mayden	S	6-0	205	6/24/98	23	1	Alabama	Sachse, TX	FA-21
59	Cameron Malveaux	DE	6-6	265	9/22/94	27	2	Houston	Beaumont, TX	FA-21
61	Raequan Williams	DT	6-4	305	2/14/97	24	2	Michigan State	Chicago, IL	UDFA-20
64	Brett Toth	T/G	6-6	304	9/1/96	25	3	Army	Charleston, SC	W-Ari-20
66	Matt Leo	DE	6-7	280	5/8/92	29	1	Iowa State	Adelaide, Australia	FA-20
72	Kayode Awosika	G/T	6-3	312	10/27/98	23	R	Buffalo	Maple Grove, MN	UDFA-21
73	Marvin Wilson	DT	6-4	303	9/5/98	23	R	Florida State	Bellaire, TX	FA-21
74	Le'Raven Clark	T	6-5	311	4/22/93	28	6	Texas Tech	Rockdale, TX	FA-Ind-21
81	Richard Rodgers	TE	6-4	257	1/22/92	29	7	California	Shrewsbury, MA	FA-21
82	John Hightower	WR	6-2	190	5/31/96	25	2	Boise State	Upper Marlboro, MD	D5-20
83	Noah Togiai	TE	6-4	244	7/6/97	24	2	Oregon State	West Valley City, UT	FA-21
85	Deon Cain	WR	6-2	202	8/9/96	25	3	Clemson	Tampa, FL	FA-21
-	---	---	---	---	---	---	---	---	---	---

# POSITIONAL ROSTER



	#	NAME	POS	HT	WT	DOB	AGE	EXP	COLLEGE	HOMETOWN	HOW ACQ
QB	1	Jalen Hurts	QB	6-1	223	8/7/98	23	2	Oklahoma	Channelview, TX	D2-20
	7	Reid Sinnett	QB	6-4	220	2/5/97	24	1	San Diego	Johnston, IA	W-Mia-21
	10	Gardner Minshew	QB	6-1	225	5/16/96	25	3	Washington State	Brandon, MS	T-Jax-21
RB	14	Kenneth Gainwell	RB	5-8	201	3/14/99	22	R	Memphis	Yazoo City, MS	D5-21
	24	Jordan Howard	RB	6-0	224	11/2/94	27	6	Indiana	Gardendale, AL	FA-20
	26	Miles Sanders (IR)	RB	5-11	211	5/1/97	24	3	Penn State	Pittsburgh, PA	D2a-19
	32	Jason Huntley (PS)	RB	5-9	195	4/20/98	23	2	New Mexico State	Arlington, TX	W-Det-20
	35	Boston Scott	RB	5-6	203	4/27/95	26	3	Louisiana Tech	Zachary, LA	PS-NO-18
WR	6	DeVonta Smith	WR	6-0	170	11/14/98	23	R	Alabama	Amite, LA	D1-21
	16	Quez Watkins	WR	6-0	193	6/9/98	23	2	Southern Mississippi	Athens, AL	D6b-20
	17	KeeSean Johnson (PS)	WR	6-1	201	10/9/96	25	3	Fresno State	Palo Alto, CA	FA-21
	18	Jalen Reagor	WR	5-11	197	1/2/99	22	2	TCU	Waxahachie, TX	D1-20
	19	J.J. Arcega-Whiteside	WR	6-2	225	12/31/96	24	3	Stanford	Roebuck, SC	D2b-19
	82	John Hightower (PS)	WR	6-2	190	5/31/96	25	2	Boise State	Upper Marlboro, MD	D5-20
	84	Greg Ward	WR	5-11	190	7/12/95	26	3	Houston	Tyler, TX	FA-19
TE	85	Deon Cain (PS)	WR	6-2	202	8/9/96	25	3	Clemson	Tampa, FL	FA-21
	80	Tyree Jackson	TE	6-7	249	11/7/97	24	1	Buffalo	Norton Shores, MI	FA-21
	81	Richard Rodgers (PS)	TE	6-4	257	1/22/92	29	7	California	Shrewsbury, MA	FA-21
	83	Noah Togiai (PS)	TE	6-4	244	7/6/97	24	2	Oregon State	West Valley City, UT	FA-21
	88	Dallas Goedert	TE	6-5	256	1/3/95	26	4	South Dakota State	Britton, SD	D2-18
	89	Jack Stoll	TE	6-4	247	1/28/98	23	R	Nebraska	Aurora, CO	UDFA-21
	-	Jason Croom (IR)	TE	6-5	246	2/28/94	27	3	Tennessee	Norcross, GA	FA-20
OFFENSIVE LINE	56	Isaac Seumalo (IR)	G	6-4	303	10/29/93	28	6	Oregon State	Corvallis, OR	D3-16
	62	Jason Kelce	C	6-3	295	11/5/87	34	11	Cincinnati	Cleveland, OH	D6a-11
	63	Jack Driscoll	T/G	6-5	312	4/1/97	24	2	Auburn	Madison, CT	D4b-20
	64	Brett Toth (PS)	T/G	6-6	304	9/1/96	25	3	Army	Charleston, SC	W-Ari-20
	65	Lane Johnson	T	6-6	325	5/8/90	31	9	Oklahoma	Groveton, TX	D1-13
	67	Nate Herbig	C/G	6-4	334	7/10/98	23	3	Stanford	Honolulu, HI	UDFA-19
	68	Jordan Mailata	T	6-8	365	3/31/97	24	4	---	Sydney, Australia	D7-18
	69	Landon Dickerson	OL	6-6	333	9/30/98	23	R	Alabama	Hudson, NC	D2-21
	72	Kayode Awosika (PS)	G/T	6-3	312	10/27/98	23	R	Buffalo	Maple Grove, MN	UDFA-21
	74	Le'Raven Clark (PS)	T	6-5	311	4/22/93	28	6	Texas Tech	Rockdale, TX	FA-Ind-21
	76	Jack Anderson	C/G	6-4	314	10/12/98	23	R	Texas Tech	Frisco, TX	PS-Buf-21
DEFENSIVE LINE	77	Andre Dillard	T	6-5	315	10/3/95	26	3	Washington State	Woodinville, WA	D1-19
	78	Sua Opeti	G	6-4	305	8/15/96	25	2	Weber State	Stansbury Park, UT	UDFA-19
	79	Brandon Brooks (IR)	G	6-5	335	8/19/89	32	10	Miami (OH)	Milwaukee, WI	FA-Hou-16
	55	Brandon Graham (IR)	DE	6-2	265	4/3/88	33	12	Michigan	Detroit, MI	D1-10
	59	Cameron Malveaux (PS)	DE	6-6	265	9/22/94	27	2	Houston	Beaumont, TX	FA-21
	61	Raequan Williams (PS)	DT	6-4	305	2/14/97	24	2	Michigan State	Chicago, IL	UDFA-20
	66	Matt Leo (PS)	DE	6-7	280	5/8/92	29	1	Iowa State	Adelaide, Australia	FA-20
	73	Marvin Wilson (PS)	DT	6-4	303	9/5/98	23	R	Florida State	Bellaire, TX	FA-21
	75	Tarron Jackson	DE	6-2	254	6/22/98	23	R	Coastal Carolina	Aiken, SC	D6b-21
	90	Ryan Kerrigan	DE	6-4	265	8/16/88	33	11	Purdue	Muncie, IN	FA-Was-21
	91	Fletcher Cox	DT	6-4	310	12/13/90	30	10	Mississippi State	Yazoo City, MS	D1-12
LB	93	Milton Williams	DT	6-3	290	4/6/99	22	R	Louisiana Tech	Crowley, TX	D3-21
	94	Josh Sweat	DE	6-5	265	3/29/97	24	4	Florida State	Chesapeake, VA	D4b-18
	95	Marlon Tuipulotu	DT	6-2	307	5/31/99	22	R	USC	Independence, OR	D6a-21
	96	Derek Barnett	DE	6-3	259	6/25/96	25	5	Tennessee	Brentwood, TN	D1-17
	97	Javon Hargrave	DT	6-2	305	2/7/93	28	6	South Carolina State	Salisbury, NC	FA-Pit-20
	98	Hassan Ridgeway	DT	6-3	305	11/2/94	27	6	Texas	Mansfield, TX	T-Ind-19
	30	JaCoby Stevens (PS)	LB	6-1	222	7/19/98	23	R	LSU	Murfreesboro, TN	D6c-21
	48	Patrick Johnson	LB	6-2	248	1/10/98	23	R	Tulane	Chattanooga, TN	D7-21
	49	Alex Singleton	LB	6-2	240	12/7/93	27	3	Montana State	Thousand Oaks, CA	FA-19
	52	Davion Taylor	LB	6-1	230	8/5/98	23	2	Colorado	Magnolia, MS	D3-20
	54	Shaun Bradley	LB	6-1	240	4/8/97	24	2	Temple	Mount Holly, NJ	D6a-20
DEFENSIVE BACKS	57	T.J. Edwards	LB	6-1	242	8/12/96	25	3	Wisconsin	Lake Villa, IL	UDFA-19
	58	Genard Avery	LB	6-0	250	4/26/95	26	4	Memphis	Grenada, MS	T-Cle-19
	-	Joe Ostman (IR)	LB	6-3	259	7/12/95	26	2	Central Michigan	St. Ignace, MI	UDFA-18
	2	Darius Slay	CB	6-0	190	1/1/91	30	9	Mississippi State	Brunswick, GA	T-Det-20
	3	Steven Nelson	CB	5-11	194	1/22/93	28	7	Oregon State	Warner Robins, GA	FA-21
	21	Andre Chachere	DB	6-0	197	2/10/96	25	1	San Jose State	Fresno, CA	W-Ind-21
	22	Marcus Epps	S	6-0	191	1/27/96	25	3	Wyoming	Huntington Beach, CA	W-Min-19
	23	Rodney McLeod	S	5-10	195	6/23/90	31	10	Virginia	Hyattsville, MD	FA-LAR-16
	27	Zech McPhearson	CB	5-11	191	3/21/98	23	R	Texas Tech	Upper Marlboro, MD	D4-21
	28	Anthony Harris	S	6-1	202	10/9/91	30	7	Virginia	Chesterfield, VA	FA-Min-21
	29	Avonte Maddox	CB	5-9	184	3/31/96	25	4	Pittsburgh	Detroit, MI	D4a-18
ST	31	Craig James (PS)	CB	5-10	195	4/29/96	25	3	Southern Illinois	Edwardsville, IL	FA-19
	33	Josiah Scott	CB	5-9	185	4/5/99	22	2	Michigan State	Hamilton, OH	T-Jax-21
	34	Kary Vincent	DB	5-10	189	2/27/99	22	R	LSU	Port Arthur, TX	T-Den-21
	36	Tay Gowan	CB	6-1	186	1/7/98	23	R	Central Florida	Covington, GA	T-Ari-21
	41	Jared Mayden (PS)	S	6-0	205	6/24/98	23	1	Alabama	Sachse, TX	FA-21
	42	K'Von Wallace	S	5-11	205	7/25/97	24	2	Clemson	Highland Springs, VA	D4a-20
	4	Jake Elliott	K	5-9	167	1/21/95	26	5	Memphis	La Grange, IL	PS-Cin-17
	8	Arryn Siposs	P	6-2	212	11/25/92	28	1	Auburn	Melbourne, Australia	FA-21
	45	Rick Lovato	LS	6-2	249	9/9/92	29	5	Old Dominion	Middletown, NJ	FA-16

# ROSTER BREAKDOWN



HOW ACQUIRED		
Year	Player	Acq
2010	Brandon Graham (IR)	D1
2011	Jason Kelce	D6a
2012	Fletcher Cox	D1
2013	Lane Johnson	D1
2016	Isaac Seumalo (IR)	D3
	Brandon Brooks (IR)	FA-Hou
	Rodney McLeod	FA-LAR
	Rick Lovato	FA
2017	Derek Barnett	D1
	Jake Elliott	PS-Cin
2018	Dallas Goedert	D2
	Avonte Maddox	D4a
	Josh Sweat	D4b
	Jordan Mailata	D7
	Joe Ostman (IR)	UDFA
	Boston Scott	PS-NO
2019	Andre Dillard	D1
	Miles Sanders (IR)	D2a
	J.J. Arcega-Whiteside	D2b
	Craig James (PS)	FA
	Alex Singleton	FA
	Greg Ward	FA
	T.J. Edwards	UDFA
	Nate Herbig	UDFA
	Sua Opet	UDFA
	Genard Avery	T-Cle
	Hassan Ridgeway	T-Ind
	Marcus Epps	W-Min
2020	Jalen Reagor	D1
	Jalen Hurts	D2
	Davion Taylor	D3
	K'Von Wallace	D4a
	Jack Driscoll	D4b
	John Hightower (PS)	D5
	Shaun Bradley	D6a
	Quez Watkins	D6b
	Javon Hargrave	FA-Pit
	Jason Croom (IR)	FA
	Jordan Howard	FA
	Matt Leo (PS)	FA
	Raequan Williams (PS)	UDFA
	Darius Slay	T-Det
	Jason Huntley (PS)	W-Det
	Brett Toth (PS)	W-Ari
2021	DeVonta Smith	D1
	Landon Dickerson	D2
	Milton Williams	D3
	Zech McPhearson	D4
	Kenneth Gainwell	D5
	Marlon Tuipulotu	D6a
	Tarron Jackson	D6b
	JaCoby Stevens (PS)	D6c
	Patrick Johnson	D7
	Le'Raven Clark (PS)	FA-Ind
	Anthony Harris	FA-Min
	Ryan Kerrigan	FA-Was
	Deon Cain (PS)	FA
	Tyree Jackson	FA
	KeeSean Johnson (PS)	FA
	Cameron Malveaux (PS)	FA
	Jared Mayden (PS)	FA
	Steven Nelson	FA
	Richard Rodgers (PS)	FA
	Arryn Siposs	FA
	Noah Togiai (PS)	FA
	Marvin Wilson (PS)	FA
	Kayode Awosika (PS)	UDFA
	Jack Stoll	UDFA
	Tay Gowan	T-Ari
	Gardner Minshew	T-Jax
	Josiah Scott	T-Jax
	Kary Vincent	T-Den
	Andre Chachere	W-Ind
	Reid Sinnett	W-Mia
	Jack Anderson	PS-Buf

BY DRAFT ROUND				
Rd	Player	Team	Year	
1st	Brandon Graham (IR)	Phi	2010	
	Ryan Kerrigan	Was	2011	
	Fletcher Cox	Phi	2012	
	Lane Johnson	Phi	2013	
	Derek Barnett	Phi	2017	
	Andre Dillard	Phi	2019	
	Jalen Reagor	Phi	2020	
	DeVonta Smith	Phi	2021	
2nd	Darius Slay	Det	2013	
	Dallas Goedert	Phi	2018	
	J.J. Arcega-Whiteside	Phi	2019	
	Miles Sanders (IR)	Phi	2019	
	Jalen Hurts	Phi	2020	
	Landon Dickerson	Phi	2021	
3rd	Brandon Brooks (IR)	Hou	2012	
	Richard Rodgers (PS)	GB	2014	
	Steven Nelson	KC	2015	
	Le'Raven Clark (PS)	Ind	2016	
	Javon Hargrave	Pit	2016	
	Isaac Seumalo (IR)	Phi	2016	
	Davion Taylor	Phi	2020	
	Milton Williams	Phi	2021	
4th	Hassan Ridgeway	Ind	2016	
	Avonte Maddox	Phi	2018	
	Josh Sweat	Phi	2018	
	Jack Driscoll	Phi	2020	
	Josiah Scott	Jax	2020	
	K'Von Wallace	Phi	2020	
	Zech McPhearson	Phi	2021	
5th	Jordan Howard	Chi	2016	
	Jake Elliott	Cin	2017	
	Genard Avery	Cle	2018	
	John Hightower (PS)	Phi	2020	
	Jason Huntley (PS)	Det	2020	
	Kenneth Gainwell	Phi	2021	
6th	Jason Kelce	Phi	2011	
	Deon Cain (PS)	Ind	2018	
	Boston Scott	NO	2018	
	Marcus Epps	Min	2019	
	KeeSean Johnson (PS)	Ari	2019	
	Gardner Minshew	Jax	2019	
	Shaun Bradley	Phi	2020	
	Quez Watkins	Phi	2020	
	Tay Gowan	Ari	2021	
	Tarron Jackson	Phi	2021	
	JaCoby Stevens (PS)	Phi	2021	
	Marlon Tuipulotu	Phi	2021	
7th	Jordan Mailata	Phi	2018	
	Jack Anderson	Buf	2021	
	Patrick Johnson	Phi	2021	
	Kary Vincent	Den	2021	
FA	Rodney McLeod	StL	2012	
	Anthony Harris	Min	2015	
	Rick Lovato	Chi	2015	
	Alex Singleton	Sea	2015	
	Jason Croom (IR)	Buf	2017	
	Cameron Malveaux (PS)	Mia	2017	
	Greg Ward	Phi	2017	
	Andre Chachere	Hou	2018	
	Craig James (PS)	Min	2018	
	Joe Ostman (IR)	Phi	2018	
	T.J. Edwards	Phi	2019	
	Nate Herbig	Phi	2019	
	Tyree Jackson	Buf	2019	
	Sua Opet	Phi	2019	
	Brett Toth (PS)	Phi	2019	
	Matt Leo (PS)	Phi	2020	
	Jared Mayden (PS)	SF	2020	
	Noah Togiai (PS)	Phi	2020	
	Reid Sinnett	TB	2020	
	Arryn Siposs	Det	2020	
	Raequan Williams (PS)	Phi	2020	
	Kayode Awosika (PS)	Phi	2021	
	Jack Stoll	Phi	2021	
	Marvin Wilson (PS)	Cle	2021	

BY EXPERIENCE			
Player	Exp	G/S	w/Phi
Brandon Graham (IR)	12	161/104	
Jason Kelce	11	152/152	
Ryan Kerrigan	11	166/141	10/0
Brandon Brooks (IR)	10	114/108	64/64
Fletcher Cox	10	150/144	
Rodney McLeod	10	133/117	69/69
Lane Johnson	9	106/106	
Darius Slay	9	128/118	25/24
Anthony Harris	7	89/55	8/8
Steven Nelson	7	92/78	10/10
Richard Rodgers (PS)	7	87/28	24/4
Le'Raven Clark (PS)	6	49/15	2/0
Javon Hargrave	6	88/73	25/21
Jordan Howard	6	67/52	15/5
Hassan Ridgeway	6	58/11	24/5
Isaac Seumalo (IR)	6	64/43	
Derek Barnett	5	58/40	
Jake Elliott	5	73/0	
Rick Lovato	5	81/0	77/0
Genard Avery	4	47/13	29/8
Dallas Goedert	4	51/34	
Avonte Maddox	4	45/25	
Jordan Mailata	4	23/18	
Josh Sweat	4	49/10	
J.J. Arcega-Whiteside	3	33/6	
Deon Cain (PS)	3	15/6	0/0
Jason Croom (IR)	3	19/3	4/0
Andre Dillard	3	26/8	
T.J. Edwards	3	38/24	
Marcus Epps	3	39/8	31/8
Nate Herbig	3	27/13	
Craig James (PS)	3	21/1	18/1
KeeSean Johnson (PS)	3	18/5	0/0
Gardner Minshew	3	24/20	1/0
Miles Sanders (IR)	3	35/29	
Boston Scott	3	39/9	
Alex Singleton	3	36/15	
Brett Toth (PS)	3	13/1	
Greg Ward	3	33/13	
Shaun Bradley	2	25/0	
Jack Driscoll	2	18/11	
John Hightower (PS)	2	14/4	
Jason Huntley (PS)	2	5/0	
Jalen Hurts	2	25/14	
Cameron Malveaux (PS)	2	15/0	0/0
Sua Opet	2	11/2	
Joe Ostman (IR)	2	3/0	
Jalen Reagor	2	21/19	
Josiah Scott	2	12/0	6/0
Davion Taylor	2	20/6	
Noah Togiai (PS)	2	4/0	0/0
K'Von Wallace	2	21/5	
Quez Watkins	2	16/9	
Raequan Williams (PS)	2	6/0	
Andre Chachere	1	10/0	
Tyree Jackson	1	2/0	
Matt Leo (PS)	1	0/0	
Jared Mayden (PS)	1	2/0	0/0
Reid Sinnett	1	0/0	
Arryn Siposs	1	10/0	
Jack Anderson	R	0/0	
Kayode Awosika (PS)	R	0/0	
Landon Dickerson	R	9/8	
Kenneth Gainwell	R	10/0	
Tay Gowan	R	1/0	
Tarron Jackson	R	10/0	
Patrick Johnson	R	10/1	
Zech McPhearson	R	9/0	
DeVonta Smith	R	10/10	
JaCoby Stevens (PS)	R	0/0	
Jack Stoll	R	10/1	
Marlon Tuipulotu	R	4/0	
Kary Vincent	R	0/0	
Milton Williams	R	10/1	
Marvin Wilson (PS)	R	0/0	



- ▶ **01-04-21** - Agreed to terms on 1-year contract with DT **T.Y. McGill** ... Signed the following players to reserve/future contracts: WR **Deontay Burnett**, TE **Hakeem Butler**, S **Blake Countess**, DT **Treyvon Hester**, CB **Lavert Hill**, RB **Elijah Holyfield**, CB **Jameson Houston**, DE **Matt Leo** and DE **Joe Ostman**
- ▶ **01-07-21** - Signed TE **Tyree Jackson** to reserve/future contract
- ▶ **01-08-21** - Signed CB **Kevon Seymour** to reserve/future contract
- ▶ **01-13-21** - Signed P **Arryn Siposs** and WR **Khalil Tate** to reserve/future contracts
- ▶ **02-16-21** - Claimed CB **Shakial Taylor** off waivers
- ▶ **02-19-21** - Released WR **DeSean Jackson**
- ▶ **03-09-21** - Released S **Blake Countess** and DT **Treyvon Hester**
- ▶ **03-15-21** - Signed DE **Brandon Graham** to 1-year contract extension through 2022
- ▶ **03-17-21** - Traded QB **Carson Wentz** to Indianapolis in exchange for 2021 3rd-round draft choice and conditional 2022 1st-round draft choice ... Signed RB **Adrian Killins** ... Released DT **Malik Jackson** and WR **Alshon Jeffery**
- ▶ **03-18-21** - Agreed to terms with S **Andrew Adams** and DT **Hassan Ridgeway**
- ▶ **03-20-21** - Agreed to terms with S **Anthony Harris** on 1-year contract
- ▶ **03-23-21** - Agreed to terms on 1-year contract with QB **Joe Flacco** ... Waived/non-football injury WR **Deontay Burnett**
- ▶ **03-25-21** - Signed LB **Alex Singleton** to exclusive rights tender
- ▶ **03-26-21** - Acquired a 2021 1st-round draft choice (No. 12 overall), a 2021 4th-round draft choice (No. 123 overall), and a 2022 1st-round draft choice from Miami in exchange for a 2021 1st-round draft choice (No. 6 overall) and a 2021 5th-round draft choice (No. 156 overall)
- ▶ **03-29-21** - Signed WR **Greg Ward** to exclusive rights tender
- ▶ **04-01-21** - Signed RB **Boston Scott** to exclusive rights tender
- ▶ **04-07-21** - Agreed to terms with RB **Jordan Howard** and LB **Eric Wilson** on 1-year contracts
- ▶ **04-29-21** - Traded picks No. 12 and No. 84 to Dallas in exchange for pick No. 10 ... Selected WR **DeVonta Smith** with the 10th pick in the 2021 NFL Draft
- ▶ **04-30-21** - Selected C **Landon Dickerson** with the 37th pick in the 2021 NFL Draft ... Traded pick No. 70 to Carolina in exchange for picks No. 73 and No. 191 ... Selected DT **Milton Williams** with the 73rd pick in the 2021 NFL Draft
- ▶ **05-01-21** - Selected CB **Zech McPhearson** with the 123rd pick in the 2021 NFL Draft ... Selected RB **Kenneth Gainwell** with the 150th pick in the 2021 NFL Draft ... Traded picks No. 225 and No. 240 to Washington in exchange for a 2022 5th-round draft choice ... Selected DT **Marlon Tuipulotu** with the 189th pick in the 2021 NFL Draft ... Selected DE **Tarron Jackson** with the 191st pick in the 2021 NFL Draft ... Selected LB **JaCoby Stevens** with the 224th pick in the 2021 NFL Draft ... Selected LB **Patrick Johnson** with the 234th pick in the 2021 NFL Draft
- ▶ **05-07-21** - Claimed RB **Kerryon Johnson** off waivers
- ▶ **05-14-21** - Signed DB **Nate Meadors** ... Signed UDFA's: WR **Jhamon Ausbon**, G **Kayode Awosika**, DE **JaQuan Bailey**, C **Harry Crider**, WR **Trevon Grimes**, QB **Jamie Newman** and TE **Jack Stoll**
- ▶ **05-17-21** - Agreed to terms with DE **Ryan Kerrigan**
- ▶ **05-18-21** - Acquired CB **Josiah Scott** from Jacksonville in exchange for CB **Jameson Houston** and a 2023 6th-round draft choice ... Signed T **Casey Tucker**
- ▶ **05-19-21** - Signed T **Le'Raven Clark**
- ▶ **05-25-21** - Signed DT **Willie Henry** ... Waived LB **Joe Bachie**
- ▶ **06-03-21** - Signed WR **DeVonta Smith**, DT **Milton Williams**, CB **Zech McPhearson** and RB **Kenneth Gainwell**
- ▶ **06-04-21** - Signed DT **Marlon Tuipulotu**, DE **Tarron Jackson** and LB **Patrick Johnson**
- ▶ **06-07-21** - Signed LB **JaCoby Stevens**
- ▶ **06-09-21** - Waived QB **Jamie Newman** and WR **Khalil Tate** ... Waived/injured WR **Trevon Grimes**
- ▶ **06-11-21** - Signed TE **Richard Rodgers** ... Agreed to terms with WR **Michael Walker**
- ▶ **06-14-21** - Agreed to terms with QB **Nick Mullens**
- ▶ **07-25-21** - Agreed to terms with CB **Steven Nelson** on 1-year contract ... Released DT **Willie Henry**
- ▶ **07-26-21** - Signed OL **Landon Dickerson** to rookie contract
- ▶ **07-28-21** - Placed S **Andrew Adams**, DE **Matt Leo** and LB **Alex Singleton** on Reserve/COVID-19 ... Placed T **Le'Raven Clark** and S **Rodney McLeod** on Active/Physically Unable to Perform ... Placed OL **Landon Dickerson** on Active/Non-Football Injury
- ▶ **07-29-21** - Signed S **Obi Melifonwu** and WR **Andre Patton**
- ▶ **08-04-21** - Activated S **Andrew Adams** from Reserve/COVID-19 ... Waived/injured DB **Nate Meadors**
- ▶ **08-05-21** - Waived CB **Shakial Taylor**
- ▶ **08-07-21** - Activated LB **Alex Singleton** from Reserve/COVID-19
- ▶ **08-09-21** - Activated DE **Matt Leo** from Reserve/COVID-19 ... Signed S **Blake Countess** ... Waived/injured S **Obi Melifonwu**
- ▶ **08-10-21** - Claimed WR **Marken Michel** off waivers ... Waived/injured WR **Michael Walker**
- ▶ **08-14-21** - Activated T **Le'Raven Clark** from Active/Physically Unable to Perform ... Waived WR **Adrian Killins** and TE **Caleb Wilson**
- ▶ **08-17-21** - Waived/injured RB **Kerryon Johnson**, C **Luke Juriga** and T **Casey Tucker**
- ▶ **08-22-21** - Signed TE **Cary Angeline** ... Placed TE **Jason Croom** on Reserve/Injured
- ▶ **08-23-21** - Waived WR **Jhamon Ausbon**, WR **Hakeem Butler**, C **Harry Crider** and CB **Lavert Hill**
- ▶ **08-24-21** - Waived/injured LB **Joe Ostman**
- ▶ **08-28-21** - Acquired QB **Gardner Minshew** from Jacksonville in exchange for a conditional 2022 6th-round draft choice ... Released QB **Nick Mullens**
- ▶ **08-29-21** - Waived TE **Cary Angeline**, DE **JaQuan Bailey**, RB **Elijah Holyfield**, WR **Marken Michel** and LB **Rashad Smith**
- ▶ **08-30-21** - Activated OL **Landon Dickerson** from Active/Non-Football Injury ... Activated S **Rodney McLeod** from Active/Physically Unable to Perform
- ▶ **08-31-21** - Released the following players: S **Andrew Adams**, T **Le'Raven Clark**, RB **Jordan Howard**, DT **Hassan Ridgeway**, TE **Richard Rodgers** and CB **Kevon Seymour** ... Waived the following players: S **Grayland Arnold**, G/T **Kayode Awosika**, WR **Travis Fulgham**, WR **John Hightower**, RB **Jason Huntley**, CB **Michael Jacquet**, CB **Craig James**, DE **Matt Leo**, G **Sua Opetia**, WR **Andre Patton**, C/G **Ross Pierschbacher**, S **Elijah Riley**, LB **JaCoby Stevens** and DT **Raequan Williams** ... Placed DT **T.Y. McGill** on Reserve/COVID-19 ... Placed S **Blake Countess** on Reserve/Injured



- ▶ **09-01-21** - Agreed to terms with the following players to join the practice squad: S **Grayland Arnold**, G/T **Kayode Awosika**, T **Le'Raven Clark**, WR **Travis Fulgham**, WR **John Hightower**, RB **Jordan Howard**, RB **Jason Huntley**, CB **Michael Jacquet**, CB **Craig James**, DE **Matt Leo**, G **Sua Opet**, C/G **Ross Pierschbacher**, S **Elijah Riley**, LB **JaCoby Stevens** and DT **Raequan Williams**
- ▶ **09-02-21** - Signed DT **Hassan Ridgeway** ... Claimed DB **Andre Chachere** off waivers from Indianapolis ... Agreed to terms with TE **Nick Eubanks**, WR **KeeSean Johnson** and DT **Marvin Wilson** to join practice squad ... Placed T/G **Jack Driscoll**, TE **Tyree Jackson** and CB **Josiah Scott** on Reserve/Injured ... Released S **Grayland Arnold** from practice squad
- ▶ **09-07-21** - Signed CB **Mac McCain** from Denver's practice squad to active roster
- ▶ **09-09-21** - Signed LB **Christian Elliss** to practice squad ... Released C/G **Ross Pierschbacher** from practice squad
- ▶ **09-11-21** - Signed T **Jordan Mailata** to 4-year contract extension through 2025
- ▶ **09-13-21** - Activated DT **T.Y. McGill** from Reserve/COVID-19 and subsequently waived him
- ▶ **09-14-21** - Signed C **Harry Crider** to practice squad ... Placed T **Le'Raven Clark** on Practice Squad Reserve/Injured ... Protected the following practice squad players: G/T **Kayode Awosika**, CB **Craig James**, S **Elijah Riley** and DT **Marvin Wilson**
- ▶ **09-18-21** - Signed DE **Josh Sweat** to 3-year contract extension through 2024
- ▶ **09-21-21** - Agreed to sign G **Jack Anderson** to active roster from Buffalo's practice squad ... Placed G **Brandon Brooks** and DE **Brandon Graham** on Reserve/Injured ... Signed TE **Richard Rodgers** to practice squad ... Released C **Harry Crider** from practice squad ... Protected the following practice squad players: CB **Craig James**, G **Sua Opet**, S **Elijah Riley** and DT **Marvin Wilson**
- ▶ **09-25-21** - Activated TE **Zach Ertz** from Reserve/COVID-19
- ▶ **09-27-21** - Elevated G **Sua Opet** from practice squad for Week 3 at Dallas
- ▶ **09-28-21** - Started 21-day practice period for T/G **Jack Driscoll** and CB **Josiah Scott** ... Placed G **Isaac Seumalo** and S **K'Von Wallace** on Reserve/Injured ... Released TE **Richard Rodgers** from practice squad
- ▶ **09-29-21** - Promoted G **Sua Opet** to active roster ... Signed DE **Cameron Malveaux** and T **Casey Tucker** to practice squad
- ▶ **10-02-21** - Activated T/G **Jack Driscoll** and CB **Josiah Scott** from Reserve/Injured
- ▶ **10-05-21** - Placed G **Sua Opet** on Reserve/COVID-19 ... Protected the following practice squad players: T **Kayode Awosika**, WR **John Hightower**, CB **Craig James** and S **Elijah Riley**
- ▶ **10-06-21** - Restored T **Le'Raven Clark** to practice squad ... Released LB **Christian Ellis** from practice squad
- ▶ **10-09-21** - Elevated T **Le'Raven Clark** from practice squad to active roster as a COVID-19 replacement for Week 5 at Carolina
- ▶ **10-11-21** - Signed LB **Christian Elliss** and TE **Noah Togiai** to practice squad ... Released TE **Nick Eubanks** and WR **Travis Fulgham** from practice squad
- ▶ **10-12-21** - Placed TE **Dallas Goedert** on Reserve/COVID-19 ... Protected the following practice squad players: T **Le'Raven Clark**, WR **John Hightower**, S **Elijah Riley** and TE **Noah Togiai**
- ▶ **10-14-21** - Elevated T **Le'Raven Clark** and TE **Noah Togiai** from practice squad to active roster as COVID-19 replacements for Week 6 vs. Tampa Bay
- ▶ **10-15-21** - Acquired CB **Tay Gowan** and a 2022 5th-round draft choice from Arizona in exchange for TE **Zach Ertz**
- ▶ **10-18-21** - Activated G **Sua Opet** from Reserve/COVID-19 ... Signed WR **Deon Cain** to practice squad ... Released LB **Christian Elliss** from practice squad
- ▶ **10-19-21** - Protected the following practice squad players: T **Le'Raven Clark**, WR **John Hightower**, S **Elijah Riley** and TE **Noah Togiai**
- ▶ **10-20-21** - Activated 21-day practice window for TE **Tyree Jackson** and S **K'Von Wallace** ... Signed TE **Richard Rodgers** to practice squad ... Released T **Casey Tucker** from practice squad
- ▶ **10-21-21** - Activated TE **Dallas Goedert** from Reserve/COVID-19
- ▶ **10-23-21** - Elevated S **Elijah Riley** and TE **Richard Rodgers** from practice squad for Week 7 at Las Vegas
- ▶ **10-25-21** - Acquired a conditional 2022 6th-round draft choice from N.Y. Jets in exchange for QB **Joe Flacco** ... Claimed QB **Reid Sinnett** off waivers from Miami ... Released LS **Rick Lovato**
- ▶ **10-26-21** - Signed LS **Rick Lovato** to active roster and S **Jared Mayden** to practice squad ... Released CB **Michael Jacquet** from practice squad
- ▶ **10-30-21** - Activated S **K'Von Wallace** from Reserve/Injured ... Placed RB **Miles Sanders** on Reserve/Injured ... Elevated RB **Jordan Howard** and TE **Richard Rodgers** from practice squad for Week 8 at Detroit
- ▶ **11-02-21** - Acquired DB **Kary Vincent** from Denver in exchange for 2022 6th-round draft choice ... Protected the following practice squad players: T **Le'Raven Clark**, WR **John Hightower**, RB **Jordan Howard** and S **Elijah Riley** ... Released T/G **Brett Toth**
- ▶ **11-03-21** - Waived LB **Eric Wilson**
- ▶ **11-04-21** - Signed T/G **Brett Toth** to practice squad ... Released CB **Craig James** from practice squad
- ▶ **11-06-21** - Activated TE **Tyree Jackson** from Reserve/Injured ... Elevated WR **John Hightower** and RB **Jordan Howard** from practice squad for Week 9 vs. L.A. Chargers
- ▶ **11-09-21** - Waived CB **Mac McCain** ... Signed CB **Craig James** to practice squad ... Protected the following practice squad players: T **Le'Raven Clark**, WR **John Hightower** and S **Jared Mayden**
- ▶ **11-10-21** - Signed RB **Jordan Howard** to active roster

# GAME-BY-GAME STARTERS



	OFFENSE											
	QB	RB	WR	WR	WR	TE	TE	LT	LG	C	RG	RT
@Atl	Hurts	Sanders	Smith	Arcega-Whiteside	Watkins	Goedert	---	Mailata	Seumalo	Kelce	Brooks	Johnson
SF	Hurts	Sanders	Smith	Reagor	---	Goedert	Ertz	Mailata	Seumalo	Kelce	Brooks	Johnson
@Dal	Hurts	Sanders	Smith	Reagor	Watkins	Goedert	---	Dillard	Seumalo	Kelce	Dickerson	Johnson
KC	Hurts	Sanders	Smith	Reagor	Watkins	Goedert	---	Dillard	Dickerson	Kelce	Herbig	Driscoll
@Car	Hurts	Sanders	Smith	Reagor	Watkins	Ertz	---	Dillard	Dickerson	Kelce	Driscoll	Mailata
TB	Hurts	Sanders	Smith	Reagor	Watkins	Ertz	---	Dillard	Dickerson	Kelce	Driscoll	Mailata
@LV	Hurts	Sanders	Smith	Reagor	Watkins	Goedert	---	Mailata	Dickerson	Kelce	Driscoll	Johnson
@Det	Hurts	Scott	Smith	Reagor	Watkins	Goedert	---	Mailata	Dickerson	Kelce	Driscoll	Johnson
LAC	Hurts	Scott	Smith	Reagor	Watkins	Goedert	---	Mailata	Dickerson	Kelce	Driscoll	Johnson
@Den	Hurts	Scott	Smith	Watkins	---	Goedert	Stoll	Mailata	Dickerson	Kelce	Driscoll	Johnson
NO												
@NYG												
@NYJ												
Was												
NYG												
@Was												
Dal												

	DEFENSE											
	DE	DT	DT	DE	SAM	MIKE	WILL	CB	CB	NCB	S	S
@Atl	Graham	Hargrave	Cox	Barnett	Avery	Wilson	Edwards	Nelson	Slay	---	Epps	Harris
SF	Graham	Hargrave	Cox	Barnett	Avery	Edwards	Singleton	Nelson	Slay	---	Wallace	Harris
@Dal	Williams	Hargrave	Cox	Barnett	Johnson	Edwards	Singleton	Nelson	Slay	---	Wallace	Harris
KC	Sweat	Hargrave	Cox	Barnett	---	Wilson	Singleton	Nelson	Slay	Maddox	McLeod	Harris
@Car	Sweat	Hargrave	Cox	Barnett	Avery	---	Singleton	Nelson	Slay	Maddox	McLeod	Harris
TB	Sweat	Hargrave	Cox	Barnett	Avery	Edwards	Taylor	Nelson	Slay	---	McLeod	Harris
@LV	Sweat	Hargrave	Cox	Barnett	Avery	Edwards	Taylor	Nelson	Slay	---	McLeod	Epps
@Det	Sweat	Hargrave	Cox	Barnett	Avery	Edwards	Taylor	Nelson	Slay	---	McLeod	Epps
LAC	Sweat	Hargrave	Cox	Barnett	Avery	Edwards	Taylor	Nelson	Slay	---	McLeod	Harris
@Den	Sweat	Hargrave	Cox	Barnett	Avery	Edwards	Taylor	Nelson	Slay	---	McLeod	Harris
NO												
@NYG												
@NYJ												
Was												
NYG												
@Was												
Dal												

# PARTICIPATION CHART



PLAYER	@Atl	SF	@Dal	KC	@Car	TB	@LV	@Det	LAC	@Den	NO	@NYG	@NYJ	Was	NYG	@Was	Dal	G/S	IA	DNP
Anderson, Jack	X	X	IA	DNP	IA	IA	IA	IA	IA	IA								0/0	7	1
Arcega-Whiteside, J.J.	WR	P	P	P	P	P	P	P	P	P								9/1	1	---
Avery, Genard	LB	LB	P	P	LB	LB	LB	LB	LB	LB								10/9	---	---
Barnett, Derek	DE	DE	DE	DE	DE	DE	DE	DE	DE	DE								10/10	---	---
Bradley, Shaun	P	P	P	P	P	P	P	P	P	P								10/0	---	---
Brooks, Brandon	RG	RG	IR	IR	IR	IR	IR	IR	IR	IR								2/2	---	---
Chachere, Andre	P	P	P	P	P	P	P	P	P	P								10/0	---	---
Clark, Le'Raven	PS	PS-IR	PS-IR	PS-IR	P	P	PS	PS	PS	PS								2/0	---	---
Cox, Fletcher	DT	DT	DT	DT	DT	DT	DT	DT	DT	DT								10/10	---	---
Croom, Jason	IR	IR	IR	IR	IR	IR	IR	IR	IR	IR								0/0	---	---
Dickerson, Landon	IA	P	RG	LG	LG	LG	LG	LG	LG	LG								9/8	1	---
Dillard, Andre	P	P	LT	LT	LT	LT	P	P	P	P								10/4	---	---
Driscoll, Jack	IR	IR	IR	RT	RG	RG	RG	RG	RG	RG								7/7	---	---
Edwards, T.J.	LB	LB	LB	P	P	LB	LB	LB	LB	LB								10/8	---	---
Elliott, Jake	P	P	P	P	P	P	P	P	P	P								10/0	---	---
Epps, Marcus	S	P	P	P	P	P	S	S	P	P								10/3	---	---
Ertz, Zach	P	TE	P	P	TE	TE	X	X	X	X								6/3	---	---
Flacco, Joe	DNP	DNP	DNP	DNP	DNP	DNP	DNP	DNP	X	X								0/0	---	7
Gainwell, Kenneth	P	P	P	P	P	P	P	P	P	P								10/0	---	---
Goedert, Dallas	TE	TE	TE	TE	P	CV	TE	TE	TE	TE								9/8	---	---
Gowan, Tay	X	X	X	X	X	X	IA	P	IA	IA								1/0	3	---
Graham, Brandon	DE	DE	IR	IR	IR	IR	IR	IR	IR	IR								2/2	---	---
Hargrave, Javon	DT	DT	DT	DT	DT	DT	DT	DT	DT	DT								10/10	---	---
Harris, Anthony	S	S	S	S	S	S	IA	IA	S	S								8/7	2	---
Herbig, Nate	P	P	P	RG	P	P	P	P	P	P								10/1	---	---
Hightower, John	PS	PS	PS	PS	PS	PS	PS	PS	PS	PS								1/0	---	---
Howard, Jordan	PS	PS	PS	PS	PS	PS	PS	P	P	P								3/0	---	---
Hurts, Jalen	QB	QB	QB	QB	QB	QB	QB	QB	QB	QB								10/10	---	---
Jackson, Tarron	P	P	P	P	P	P	P	P	P	P								10/0	---	---
Jackson, Tyree	IR	IR	IR	IR	IR	IR	IR	IR	IR	P								2/0	---	---
Johnson, Lane	RT	RT	RT	IA	IA	IA	RT	RT	RT	LT								7/7	3	---
Johnson, Patrick	P	P	LB	P	P	P	P	P	P	P								10/1	---	---
Kelce, Jason	C	C	C	C	C	C	C	C	C	C								10/10	---	---
Kerrigan, Ryan	P	P	P	P	P	P	P	P	P	P								10/0	---	---
Lovato, Rick	P	P	P	P	P	P	P	P	P	P								10/0	---	---
Maddox, Avonte	P	P	P	CB	CB	P	P	P	P	P								10/2	---	---
Mailata, Jordan	LT	LT	IA	IA	RT	RT	LT	LT	LT	RT								8/8	2	---
McCain, Mac	IA	IA	P	IA	IA	IA	IA	IA	IA	IA								1/0	8	---
McGill, T.Y.	CV	X	X	X	X	X	X	X	X	X								0/0	---	---
McLeod, Rodney	IA	IA	IA	S	S	S	S	S	S	S								7/7	3	---
McPhearson, Zech	P	P	P	P	P	P	P	IA	P	P								9/0	1	---
Melifonwu, Obi	IR	X	X	X	X	X	X	X	X	X								0/0	---	---
Minshew, Gardner	IA	IA	IA	IA	IA	IA	IA	P	DNP	DNP								1/0	7	2
Nelson, Steven	CB	CB	CB	CB	CB	CB	CB	CB	CB	CB								10/10	---	---
Opeta, Sua	PS	PS	P	P	CV	CV	IA	IA	DNP	P								3/0	2	1
Ostman, Joe	IR	IR	IR	IR	IR	IR	IR	IR	IR	IR								0/0	---	---
Reagor, Jalen	P	WR	WR	WR	WR	WR	WR	WR	WR	P								10/8	---	---
Ridgeway, Hassan	P	P	P	P	P	P	P	P	P	P								10/0	---	---
Riley, Elijah	PS	PS	PS	PS	PS	PS	P	PS	PS	X								1/0	---	---
Rodgers, Richard	X	X	PS	X	X	X	P	P	PS	PS								2/0	---	---
Sanders, Miles	RB	RB	RB	RB	RB	RB	RB	IR	IR	IR								7/7	---	---
Scott, Boston	P	P	P	P	P	P	P	P	RB	RB								10/2	---	---
Scott, Josiah	IR	IR	IR	P	P	P	P	P	IA	P								6/0	1	---
Seumalo, Isaac	LG	LG	LG	IR	IR	IR	IR	IR	IR	IR								3/3	---	---
Singleton, Alex	P	LB	LB	LB	LB	P	P	P	P	P								10/4	---	---
Sinnett, Reid	X	X	X	X	X	X	X	IA	IA	IA								0/0	3	---
Siposs, Arryn	P	P	P	P	P	P	P	P	P	P								10/0	---	---
Slay, Darius	CB	CB	CB	CB	CB	CB	CB	CB	CB	CB								10/10	---	---
Smith, DeVonta	WR	WR	WR	WR	WR	WR	WR	WR	WR	WR								10/10	---	---
Stoll, Jack	P	P	P	P	P	P	P	P	P	TE								10/1	---	---
Sweat, Josh	P	P	P	DE	DE	DE	DE	DE	DE	DE								10/7	---	---
Taylor, Davion	IA	P	IA	P	P	LB	LB	LB	LB	LB								8/5	2	---
Togia, Noah	X	X	X	X	X	DNP	PS	PS	PS	PS								0/0	---	1
Toth, Brett	P	IA	P	P	P	P	P	P	PS	PS								7/0	1	---
Tuipulotu, Marlon	P	IA	P	IA	IA	IA	IA	P	P	IA								4/0	6	---
Vincent, Kary	X	X	X	X	X	X	X	X	IA	IA								0/0	2	---
Walker, Michael	IR	IR	IR	IR	X	X	X	X	X	X								0/0	---	---
Wallace, K'Von	P	S	S	IR	IR	IR	IR	P	P	P								6/2	---	---
Ward, Greg	P	P	P	P	P	P	P	P	P	P								10/0	---	---
Watkins, Quez	WR	P	WR	WR	WR	WR	WR	WR	WR	WR								10/9	---	---
Williams, Milton	P	P	DE	P	P	P	P	P	P	P								10/1	---	---
Wilson, Eric	LB	P	P	LB	P	P	P	IA	X	X								7/2	1	---

POSITION - start P - played (did not start) IA - inactive IR - Injured Reserve DNP - dressed but did not play PS - practice squad member PS-IR - Practice Squad Injured Reserve PUP - Reserve/Physically Unable to Perform NFI - Reserve/Non-Football Injury SUSP - Reserve/Commissioner Exempt X - not with team CV - Reserve/COVID-19

# SNAP COUNTS



	OFFENSE	@Atl	SF	@Dal	KC	@Car	TB	@LV	@Det	LAC	@Den	NO	@NYG	@NYJ	Was	NYG	@Was	Dal	Snap	Pct
	TOTAL PLAYS	71	58	58	74	67	52	69	65	57	64								635	
QB	Jalen Hurts	71	58	58	74	67	52	69	51	57	64								621	98%
	Gardner Minshew	IA	IA	IA	IA	IA	IA	IA	14	DNP	DNP								14	2%
	Joe Flacco	DNP	DNP	DNP	DNP	DNP	DNP	DNP	X	X	X								0	0%
RB	Reid Sinnett	X	X	X	X	X	X	X	IA	IA	IA								0	0%
	Miles Sanders	47	39	35	47	50	43	12	IR	IR	IR								273	43%
	Kenneth Gainwell	25	19	18	29	16	12	35	20	11	20								205	32%
WR	Boston Scott	0	0	4	0	0	0	23	29	25	20								101	16%
	Jordan Howard	PS	PS	PS	PS	PS	PS	PS	16	23	24								63	10%
	DeVonta Smith	62	49	57	68	62	51	60	44	44	54								551	87%
TE	Quez Watkins	34	29	38	43	55	40	50	58	55	57								459	72%
	Jalen Reagor	50	42	50	52	47	43	56	12	29	50								431	68%
	Greg Ward	16	21	16	22	11	7	17	32	1	6								149	23%
O-LINE	J.J. Arcega-Whiteside	16	8	4	11	3	4	8	4	IA	1								59	9%
	John Hightower	PS	PS	PS	PS	PS	PS	PS	PS	2	PS								2	1%
	Michael Walker	IR	IR	IR	IR	X	X	X	X	X	X								0	0%
TE	Dallas Goedert	52	38	34	55	45	CV	64	44	53	13								398	63%
	Zach Ertz	41	37	30	37	40	46	X	X	X	X								231	36%
	Jack Stoll	12	6	4	6	5	14	13	42	28	42								172	27%
O-LINE	Tyree Jackson	IR	IR	IR	IR	IR	IR	IR	IR	14	27								41	6%
	Richard Rodgers	X	X	PS	X	X	X	7	24	PS	PS								31	5%
	Jason Croom	IR	IR	IR	IR	IR	IR	IR	IR	IR	IR								0	0%
O-LINE	Noah Togiai	X	X	X	X	X	DNP	PS	PS	PS	PS								0	0%
	Jason Kelce	71	58	58	74	67	52	69	51	57	63								620	98%
	Landon Dickerson	IA	33	58	74	55	52	69	65	57	57								520	82%
O-LINE	Jordan Mailata	71	58	IA	IA	67	52	69	65	57	64								503	79%
	Lane Johnson	71	58	58	IA	IA	IA	58	51	57	64								417	66%
	Jack Driscoll	IR	IR	IR	74	67	52	69	5	57	64								388	61%
O-LINE	Andre Dillard	0	2	58	74	67	52	11	14	0	0								278	44%
	Nate Herbig	0	0	19	74	12	0	0	60	0	7								172	27%
	Isaac Seumalo	71	58	39	IR	IR	IR	IR	IR	IR	IR								168	26%
O-LINE	Brandon Brooks	71	25	IR	IR	IR	IR	IR	IR	IR	IR								96	15%
	Brett Toth	0	IA	0	0	1	0	0	14	PS	PS								15	2%
	Sua Opetia	PS	PS	0	0	CV	CV	IA	IA	DNP	7								7	1%
O-LINE	Jack Anderson	X	X	IA	DNP	IA	IA	IA	IA	IA	IA								0	0%
	Le'Raven Clark	PS	PS-IR	PS-IR	PS-IR	0	0	PS	PS	PS	PS								0	0%

	DEFENSE	@Atl	SF	@Dal	KC	@Car	TB	@LV	@Det	LAC	@Den	NO	@NYG	@NYJ	Was	NYG	@Was	Dal	Snap	Pct
	TOTAL PLAYS	72	70	77	67	71	75	66	62	69	58								687	
DEFENSIVE LINE	Fletcher Cox	41	51	44	46	51	61	56	27	57	46								480	70%
	Derek Barnett	33	45	55	38	50	65	56	33	55	48								478	70%
	Javon Hargrave	40	50	50	44	49	59	49	31	52	50								474	69%
DEFENSIVE LINE	Josh Sweat	39	28	49	46	53	59	49	30	42	37								432	63%
	Milton Williams	31	27	47	23	21	13	18	34	31	21								266	39%
	Ryan Kerrigan	34	32	27	22	21	16	13	26	12	10								213	31%
DEFENSIVE LINE	Hassan Ridgeway	26	25	26	21	21	17	19	27	18	13								213	31%
	Tarron Jackson	2	11	5	19	18	10	4	22	8	9								108	16%
	Brandon Graham	36	15	IR	IR	IR	IR	IR	IR	IR	IR								51	7%
DEFENSIVE LINE	Marlon Tuipulotu	6	IA	7	IA	IA	IA	IA	13	3	IA								29	4%
	T.Y. McGill	CV	X	X	X	X	X	X	X	X	X								0	0%
	Alex Singleton	43	57	57	56	53	47	37	21	10	10								391	57%
LB	T.J. Edwards	29	21	31	17	16	24	27	41	66	54								326	47%
	Eric Wilson	61	48	49	49	29	23	22	IA	X	X								281	41%
	Genard Avery	22	39	17	18	36	40	28	16	31	15								262	38%
LB	Davion Taylor	IA	9	IA	9	24	37	36	39	49	40								243	35%
	Patrick Johnson	7	13	28	0	0	1	0	2	0	2								53	8%
	Shaun Bradley	9	0	0	3	0	0	0	16	0	0								28	4%
LB	Joe Ostman	IR	IR	IR	IR	IR	IR	IR	IR	IR	IR								0	0%
	Steven Nelson	72	68	76	67	71	75	66	46	68	57								666	97%
	Darius Slay	70	68	76	67	71	75	66	46	44	46								629	92%
DEFENSIVE BACKS	Anthony Harris	72	70	77	67	71	66	IA	IA	62	49								534	78%
	Avonte Maddox	45	21	48	58	55	51	47	37	22	48								432	63%
	Rodney McLeod	IA	IA	IA	48	51	54	66	46	68	52								385	56%
DEFENSIVE BACKS	Marcus Epps	8	32	67	19	20	32	66	62	26	20								352	51%
	K'Von Wallace	64	40	11	IR	IR	IR	IR	16	0	0								131	19%
	Zech McPhearson	2	0	0	0	0	0	0	IA	24	11								37	5%
DEFENSIVE BACKS	Andre Chachere	0	0	0	0	0	0	1	19	11	0								31	5%
	Tay Gowan	X	X	X	X	X	X	IA	16	IA	IA								16	2%
	Josiah Scott	IR	IR	IR	0	0	0	0	16	IA	0								16	2%
DEFENSIVE BACKS	Mac McCain	IA	IA	0	IA	IA	IA	IA	IA	IA	X								0	0%
	Obi Melifonwu	IR	X	X	X	X	X	X	X	X	X								0	0%
	Elijah Riley	PS	PS	PS	PS	PS	PS	0	PS	PS	X								0	0%
DEFENSIVE BACKS	Kary Vincent	X	X	X	X	X	X	X	X	IA	IA								0	0%



# SNAP COUNTS



SPECIAL TEAMS	@Atl	SF	@Dal	KC	@Car	TB	@LV	@Det	LAC	@Den	NO	@NYG	@NYJ	Was	NYG	@Was	Dal	Snap	Pct
<b>TOTAL PLAYS</b>	<b>26</b>	<b>21</b>	<b>30</b>	<b>27</b>	<b>31</b>	<b>24</b>	<b>24</b>	<b>25</b>	<b>22</b>	<b>28</b>								<b>258</b>	
Andre Chachere	18	19	27	20	27	21	22	15	17	22								208	81%
Shaun Bradley	21	18	27	20	25	19	22	15	18	21								206	80%
Zech McPhearson	21	19	27	20	27	21	22	1A	17	22								196	76%
Alex Singleton	13	14	20	13	17	15	16	15	18	22								163	63%
Marcus Epps	1	17	17	20	26	16	13	13	12	13								148	57%
Patrick Johnson	13	9	17	7	19	16	16	13	14	18								142	55%
Jack Stoll	16	11	14	14	13	10	12	22	15	15								142	55%
T.J. Edwards	19	15	21	14	21	16	16	6	3	3								134	52%
J.J. Arcega-Whiteside	16	11	21	14	20	16	10	4	1A	13								125	48%
Jake Elliott	11	5	7	14	8	7	6	18	9	13								98	38%
Josiah Scott	IR	IR	IR	13	14	14	19	13	1A	11								84	33%
Hassan Ridgeway	7	5	8	12	9	7	8	10	7	10								83	32%
Arryn Siposs	9	6	9	7	11	8	5	10	7	9								81	31%
Rick Lovato	9	6	9	7	10	8	5	10	7	9								80	31%
K'Von Wallace	13	10	3	IR	IR	IR	IR	13	18	22								79	31%
Greg Ward	11	8	11	7	5	5	11	4	7	6								75	29%
Genard Avery	12	5	10	13	5	5	6	1	4	4								65	25%
Boston Scott	12	7	8	7	9	6	5	0	0	7								61	24%
Jalen Reagor	6	5	4	3	11	8	9	1	0	8								55	21%
Derek Barnett	2	4	6	6	7	5	5	2	4	4								45	17%
Andre Dillard	5	2	3	7	4	3	2	9	4	6								45	17%
Nate Herbig	5	2	3	7	4	3	2	9	4	6								45	17%
Landon Dickerson	1A	2	3	7	4	3	2	9	4	6								40	16%
Tarron Jackson	1	2	6	6	5	5	6	1	4	4								40	16%
Milton Williams	1	3	3	5	5	3	5	2	4	4								35	14%
Brett Toth	5	1A	3	7	4	3	2	9	PS	PS								33	13%
Jordan Mailata	5	2	1A	1A	0	3	2	9	4	6								31	12%
Davion Taylor	1A	6	1A	7	6	4	0	1	6	1								31	12%
Eric Wilson	4	5	6	0	7	5	3	1A	X	X								30	12%
Avonte Maddox	8	1	2	0	2	1	0	9	3	0								26	10%
Dallas Goedert	5	2	3	7	4	CV	0	4	0	0								25	10%
Quez Watkins	3	4	7	4	0	0	0	2	4	0								24	9%
Tyree Jackson	IR	IR	IR	IR	IR	IR	IR	IR	4	14								18	7%
Javon Hargrave	1	2	2	2	2	2	2	1	0	0								14	5%
Tay Gowan	X	X	X	X	X	X	1A	13	1A	1A								13	5%
Jordan Howard	PS	PS	PS	PS	PS	PS	PS	2	8	3								13	5%
Mac McCain	1A	1A	13	1A	1A	1A	1A	1A	1A	X								13	5%
Jack Driscoll	IR	IR	IR	0	0	0	2	0	4	6								12	5%
Anthony Harris	6	0	5	0	0	0	1A	1A	0	0								11	4%
John Hightower	PS	PS	PS	PS	PS	PS	PS	PS	9	PS								9	3%
Isaac Seumalo	5	2	2	IR	IR	IR	IR	IR	IR	IR								9	3%
Sua Opeti	PS	PS	1	7	CV	CV	1A	1A	DNP	0								8	3%
Elijah Riley	PS	PS	PS	PS	PS	PS	8	PS	PS	X								8	3%
Le'Raven Clark	PS	PS-IR	PS-IR	PS-IR	4	3	PS	PS	PS	PS								7	3%
Richard Rodgers	X	X	PS	X	X	X	0	7	PS	PS								7	3%
Rodney McLeod	1A	1A	1A	0	1	1	0	1	2	0								5	2%
Fletcher Cox	0	1	0	0	2	1	0	0	0	0								4	2%
Josh Sweat	0	0	0	0	2	1	0	1	0	0								4	2%
Brandon Graham	2	1	IR	IR	IR	IR	IR	IR	IR	IR								3	1%
Marlon Tuipulotu	0	1A	2	1A	1A	1A	1A	0	1	1A								3	1%



# 2021 EAGLES STATISTICS



**FRONT OFFICE & COACHING STAFF**

**PLAYER BIOS**

**ROSTER BREAKDOWN**

**2021 EAGLES STATISTICS**

**RECORD BOOK**

**NFL STATISTICS**

**OFF THE FIELD**

# SEASON STATISTICS



## REGULAR SEASON RESULTS (4-6)

DATE	OPPONENT	RESULT	SCORE	ATTENDANCE
September 12	at Atlanta Falcons	W	32-6	68,633
September 19	San Francisco 49ers	L	11-17	69,796
September 27	at Dallas Cowboys	L	21-41	93,267
October 3	Kansas City Chiefs	L	30-42	69,796
October 10	at Carolina Panthers	W	21-18	72,545
October 14	Tampa Bay Buccaneers	L	22-28	69,796
October 24	at Las Vegas Raiders	L	22-33	62,000
October 31	at Detroit Lions	W	44-6	47,192
November 7	Los Angeles Chargers	L	24-27	69,796
November 14	at Denver Broncos	W	30-13	76,766
November 21	New Orleans Saints			
November 28	at New York Giants			
December 5	at New York Jets			
December 18 or 19	Washington			
December 26	New York Giants			
January 2	at Washington			
January 9	Dallas Cowboys			

## TEAM STATISTICS

	EAGLES	OPPONENTS
<b>TOTAL FIRST DOWNS</b>	<b>206</b>	<b>227</b>
RUSHING	94	76
PASSING	98	126
PENALTY	14	25
3RD DOWN: MADE/ATTEMPTS	53/120	50/122
3RD DOWN PERCENTAGE	44.2%	41.0%
4TH DOWN: MADE/ATTEMPTS	4/12	8/19
4TH DOWN PERCENTAGE	33.3%	42.1%
<b>POSSESSION AVERAGE</b>	<b>27:55</b>	<b>32:05</b>
<b>TOTAL NET YARDS</b>	<b>3501</b>	<b>3506</b>
AVERAGE PER GAME	350.1	350.6
TOTAL PLAYS	604	650
AVERAGE PER PLAY	<b>5.8</b>	<b>5.4</b>
<b>NET YARDS RUSHING</b>	<b>1443</b>	<b>1173</b>
AVERAGE PER GAME	144.3	117.3
TOTAL RUSHES	289	290
<b>NET YARDS PASSING</b>	<b>2058</b>	<b>2333</b>
AVERAGE PER GAME	205.8	233.3
SACKED/YARDS LOST	<b>16/112</b>	<b>18/137</b>
GROSS YARDS	2170	2470
ATTEMPTS/COMPLETIONS	<b>299/186</b>	<b>342/253</b>
COMPLETION PERCENTAGE	62.2%	74.0%
HAD INTERCEPTED	<b>5</b>	<b>6</b>
<b>PUNTS/AVERAGE</b>	<b>35/46.3</b>	<b>34/44.4</b>
<b>NET PUNTING AVERAGE</b>	<b>40.6</b>	<b>41.5</b>
<b>PENALTIES/YARDS</b>	<b>70/548</b>	<b>67/605</b>
<b>FUMBLES/BALL LOST</b>	<b>13/3</b>	<b>11/3</b>
<b>TOUCHDOWNS</b>	<b>30</b>	<b>28</b>
RUSHING	<b>14</b>	<b>11</b>
PASSING	13	16
RETURNS	<b>3</b>	<b>1</b>

# SEASON STATISTICS



## PASSING

PLAYER	ATT	CMP	YDS	PCT	Y/A	TD	TD%	INT	INT%	LG	SACK	LOST	RATE
Jalen Hurts	296	184	2159	62.2%	7.3	13	4.4%	5	1.7%	91	16/	112	91.9
Gardner Minshew	2	2	11	100.0%	5.5	0	0.0%	0	0.0%	9	0/	0	89.6
Greg Ward	1	0	0	0.0%	0.0	0	0.0%	0	0.0%	0	0/	0	39.6
<b>EAGLES</b>	<b>299</b>	<b>186</b>	<b>2170</b>	<b>62.2%</b>	<b>7.3</b>	<b>13</b>	<b>4.3%</b>	<b>5</b>	<b>1.7%</b>	<b>91</b>	<b>16/</b>	<b>112</b>	<b>91.7</b>
<b>OPPONENTS</b>	<b>342</b>	<b>253</b>	<b>2470</b>	<b>74.0%</b>	<b>7.2</b>	<b>16</b>	<b>4.7%</b>	<b>6</b>	<b>1.8%</b>	<b>64</b>	<b>18/</b>	<b>137</b>	<b>102.1</b>

## RUSHING

PLAYER	ATT	YDS	AVG	LG	TD
Jalen Hurts	97	547	5.6	31	5
Miles Sanders	63	300	4.8	24	0
Jordan Howard	41	211	5.1	25	3
Boston Scott	40	205	5.1	23	3
Kenneth Gainwell	43	155	3.6	13	3
Jalen Reagor	5	25	5.0	12	0
<b>EAGLES</b>	<b>289</b>	<b>1443</b>	<b>5.0</b>	<b>31</b>	<b>14</b>
<b>OPPONENTS</b>	<b>290</b>	<b>1173</b>	<b>4.0</b>	<b>26</b>	<b>11</b>

## RECEIVING

PLAYER	REC	YDS	AVG	LG	TD
DeVonta Smith	42	603	14.4	37	4
Dallas Goedert	29	429	14.8	38	2
Quez Watkins	26	408	15.7	91	0
Jalen Reagor	22	171	7.8	24	2
Kenneth Gainwell	20	173	8.7	19	1
Miles Sanders	19	118	6.2	25	0
Zach Ertz	18	189	10.5	28	2
Boston Scott	5	34	6.8	16	0
Jack Stoll	3	15	5.0	9	0
Greg Ward	2	30	15.0	15t	2
Jalen Hurts	0	0	0.0	0	0
<b>EAGLES</b>	<b>186</b>	<b>2170</b>	<b>11.7</b>	<b>91</b>	<b>13</b>
<b>OPPONENTS</b>	<b>253</b>	<b>2470</b>	<b>9.8</b>	<b>64</b>	<b>16</b>

## FIELD GOALS

PLAYER	1-19	20-29	30-39	40-49	50+	TOTAL
Jake Elliott	0/0	5/5	3/3	4/6	2/2	14/16
<b>EAGLES</b>	<b>0/0</b>	<b>5/5</b>	<b>3/3</b>	<b>4/6</b>	<b>2/2</b>	<b>14/16</b>
<b>OPPONENTS</b>	<b>0/0</b>	<b>6/7</b>	<b>2/2</b>	<b>3/4</b>	<b>1/1</b>	<b>12/14</b>

## PUNTING

PLAYER	NO	YDS	AVG	NET	TB	IN 20	LG	BLK
Arryn Siposs	35	1621	46.3	40.6	2	10	68	0
<b>EAGLES</b>	<b>35</b>	<b>1621</b>	<b>46.3</b>	<b>40.6</b>	<b>2</b>	<b>10</b>	<b>68</b>	<b>0</b>
<b>OPPONENTS</b>	<b>34</b>	<b>1509</b>	<b>44.4</b>	<b>41.5</b>	<b>1</b>	<b>15</b>	<b>62</b>	<b>1</b>



# SEASON STATISTICS



## KICKOFF RETURNS

PLAYER	NO	YDS	AVG	LG	TD
Quez Watkins	8	138	17.3	24	0
Jalen Reagor	5	139	27.8	44	0
Greg Ward	1	3	3.0	3	0
John Hightower	1	0	0.0	17	0
<b>EAGLES</b>	<b>15</b>	<b>280</b>	<b>18.7</b>	<b>44</b>	<b>0</b>
<b>OPPONENTS</b>	<b>18</b>	<b>441</b>	<b>24.5</b>	<b>41</b>	<b>0</b>

## PUNT RETURNS

PLAYER	NO	FC	YDS	AVG	LG	TD
Jalen Reagor	14	10	67	4.8	22	0
Greg Ward	1	1	12	12.0	12	0
<b>EAGLES</b>	<b>15</b>	<b>11</b>	<b>79</b>	<b>5.3</b>	<b>22</b>	<b>0</b>
<b>OPPONENTS</b>	<b>16</b>	<b>7</b>	<b>160</b>	<b>10.0</b>	<b>22</b>	<b>0</b>

## SCORING

PLAYER	TD	RUSH	REC	RET	PAT	FG	2 PT	SAF	PTS
Jake Elliott	0	0	0	0	25/25	14/16	0	0	67
Jalen Hurts	5	5	0	0	0/0	0/0	0	0	30
DeVonta Smith	4	0	4	0	0/0	0/0	1	0	26
Kenneth Gainwell	4	3	1	0	0/0	0/0	1	0	26
Boston Scott	3	3	0	0	0/0	0/0	0	0	18
Jordan Howard	3	3	0	0	0/0	0/0	0	0	18
Dallas Goedert	2	0	2	0	0/0	0/0	1	0	14
Greg Ward	2	0	2	0	0/0	0/0	0	0	12
Zach Ertz	2	0	2	0	0/0	0/0	0	0	12
Darius Slay	2	0	0	2	0/0	0/0	0	0	12
Jalen Reagor	2	0	2	0	0/0	0/0	0	0	12
Fletcher Cox	1	0	0	1	0/0	0/0	0	0	6
Miles Sanders	0	0	0	0	0/0	0/0	1	0	2
Quez Watkins	0	0	0	0	0/0	0/0	1	0	2
<b>EAGLES</b>	<b>30</b>	<b>14</b>	<b>13</b>	<b>3</b>	<b>25/25</b>	<b>14/16</b>	<b>5</b>	<b>0</b>	<b>257</b>
<b>OPPONENTS</b>	<b>28</b>	<b>11</b>	<b>16</b>	<b>1</b>	<b>23/26</b>	<b>12/14</b>	<b>1</b>	<b>1</b>	<b>231</b>

## SCORE BY QUARTERS

	Q1	Q2	Q3	Q4	OT	TOTAL
<b>EAGLES</b>	61	44	66	86	0	257
<b>OPPONENTS</b>	55	69	46	61	0	231

# SEASON STATISTICS



DEFENSE									
PLAYER	TOTAL	SOLO	ASST	TFL	SACKS	INT	PD	FF	FR
Alex Singleton	77	44	33	1	0	0	1	0	0
TJ Edwards	60	30	30	3	1.0	0	1	0	0
Anthony Harris	52	25	27	0	0	1	1	0	0
Avonte Maddox	46	30	16	4	0.5	1	4	2	0
Marcus Epps	44	28	16	0	0	0	3	0	0
Javon Hargrave	44	20	24	7	6.0	0	0	1	0
Eric Wilson	42	18	24	1	0	1	1	0	0
Darius Slay	38	28	10	3	0	2	3	0	2
Davion Taylor	38	23	15	1	0	0	0	2	0
Rodney McLeod	36	17	19	0	0	0	1	0	0
Genard Avery	32	15	17	2	0	0	0	0	0
Steven Nelson	32	19	13	0	0	1	4	0	0
Derek Barnett	30	11	19	4	2.0	0	0	0	0
Josh Sweat	28	10	18	5	2.5	0	1	0	0
Milton Williams	16	7	9	2	1.0	0	0	0	0
Fletcher Cox	15	11	4	2	1.0	0	0	0	1
Hassan Ridgeway	12	2	8	1	2.0	0	0	1	0
Shaun Bradley	7	4	3	0	0	0	1	0	0
Tarron Jackson	7	5	2	0	1.0	0	0	1	0
Patrick Johnson	7	5	2	1	0	0	0	0	0
K'Von Wallace	6	3	3	0	0	0	0	0	0
Zech McPhearson	5	2	3	0	0	0	0	0	0
Andre Chachere	4	3	1	0	0	0	0	0	0
Marlon Tuipulotu	3	1	2	0	0	0	0	0	0
Brandon Graham	2	2	0	1	0	0	0	0	0
Ryan Kerrigan	1	1	0	0	0	0	0	0	0
Josiah Scott	1	0	1	0	0	0	0	0	0
J.J. Arcega-Whiteside	0	0	0	0	0	0	0	0	0
Tay Gowan	0	0	0	0	0	0	0	0	0
Nate Herbig	0	0	0	0	0	0	0	0	0
Jordan Howard	0	0	0	0	0	0	0	0	0
Jalen Hurts	0	0	0	0	0	0	0	0	0
Patrick Johnson	0	0	0	0	0	0	0	0	0
Jason Kelce	0	0	0	0	0	0	0	0	0
Rick Lovato	0	0	0	0	0	0	0	0	0
Jalen Reagor	0	0	0	0	0	0	0	0	0
Boston Scott	0	0	0	0	0	0	0	0	0
DeVonta Smith	0	0	0	0	0	0	0	0	0
Jack Stoll	0	0	0	0	0	0	0	0	0
Quez Watkins	0	0	0	0	0	0	0	0	0
<b>TOTALS</b>	<b>685</b>	<b>364</b>	<b>319</b>	<b>38</b>	<b>17.0</b>	<b>6</b>	<b>21</b>	<b>7</b>	<b>3</b>

# SEASON STATISTICS



INTERCEPTIONS					
PLAYER	NO	YDS	AVG	LG	TD
Darius Slay	2	25	12.5	19	0
Eric Wilson	1	7	7.0	7	0
Steven Nelson	1	4	4.0	4	0
Anthony Harris	1	2	2.0	2	0
Avonte Maddox	1	-1	-1.0	-1	0
<b>EAGLES</b>	<b>6</b>	<b>37</b>	<b>6.2</b>	<b>19</b>	<b>0</b>
<b>OPPONENTS</b>	<b>5</b>	<b>76</b>	<b>15.2</b>	<b>59t</b>	<b>1</b>

DEFENSIVE LEADERS	
SACKS	
Javon Hargrave	6.0
Josh Sweat	2.5
Derek Barnett	2.0
Hassan Ridgeway	2.0
Several players tied	1.0
TACKLES FOR LOSS	
Javon Hargrave	7
Josh Sweat	5
Derek Barnett	4
Avonte Maddox	4
TJ Edwards	3
Darius Slay	3
PASSES DEFENSED	
Avonte Maddox	4
Steven Nelson	4
Marcus Epps	3
Darius Slay	3
FORCED FUMBLES	
Avonte Maddox	2
Davion Taylor	2
Javon Hargrave	1
Hassan Ridgeway	1
Tarron Jackson	1
FUMBLE RECOVERIES	
Darius Slay	2
Fletcher Cox	1

SPECIAL TEAMS TACKLES	
PLAYER	NO
Shaun Bradley	10
J.J. Arcega-Whiteside	4
T.J. Edwards	4
Andre Chachere	3
Patrick Johnson	3
Alex Singleton	3
Darius Slay	3
Marcus Epps	2
Zech McPhearson	2
Josiah Scott	2
Davion Taylor	2
Tay Gowan	1
Jordan Howard	1
Rick Lovato	1
Avonte Maddox	1
Boston Scott	1
Jack Stoll	1
<b>TOTALS</b>	<b>44</b>

# SEASON STATISTICS



WEEKLY NFL RANKINGS						
OFFENSE				DEFENSE		
WEEK	Rush	Pass	Total	Rush	Pass	Total
Week 1	2	16	6	19	12t	7
Week 2	2	22	15	18t	3	4
Week 3	5	15	16	26	5t	7
Week 4	9t	9	8	31	7	14
Week 5	13	11	14	30	3	10
Week 6	15	23	19	28	5	11
Week 7	15	21	21	29	11	17
Week 8	6	27	19	24	8	9
Week 9	6t	28	17	20	12	15
Week 10	3	27	16	20	13	14
Week 11						
Week 12						
Week 13						
Week 14						
Week 15						
Week 16						
Week 17						
Week 18						

RED ZONE DRIVES											
	TOTAL	TD	FG	MFG	DOWN	FUM	INT	CLOCK	PTS	TD%	SCORE%
EAGLES	35	24	8	0	1	1	0	1	197	68.6%	91.4
OPPONENTS	38	24	8	1	3	0	1	1	197	63.1%	84.2

GOAL-TO-GO DRIVES											
	TOTAL	TD	FG	MFG	DOWN	FUM	INT	CLOCK	PTS	TD%	SCORE%
EAGLES	26	19	4	0	1	1	0	1	149	73.1%	88.5
OPPONENTS	31	20	5	1	3	0	1	1	153	64.5%	80.6

LONGEST DRIVES			EAGLES	OPPONENTS
MOST PLAYS			16 vs LAC (11/7/21)	16 vs SF (9/19/21)
			16-68 (7:04), FG	16-92 (8:59), TD
MOST YARDS			94 vs SF (9/19/21)	98 vs LAC (11/7/21)
			6-94 (2:52), Downs	15-98 (6:56), Downs
MOST TIME			7:04 vs LAC (11/7/21)	8:59 vs SF (9/19/21)
			16-68 (7:04), FG	16-92 (8:59), TD

LONGEST TOUCHDOWN DRIVES			EAGLES	OPPONENTS
MOST PLAYS			Four times; last 12 at DEN (11/14/21)	16 vs SF (9/19/21)
			12-75 (6:32)	16-92 (8:59)
MOST YARDS			Twice; last 90 at DET (10/31/21)	97 vs SF (9/19/21)
			11-90 (5:58)	12-97 (4:08)
MOST TIME			6:32 at DEN (11/14/21)	8:59 vs SF (9/19/21)
			12-75 (6:32)	16-92 (8:59)

REPLAY CHALLENGES - EAGLES (3 CHALLENGES, 2 OVERTURNED), OPPONENTS (1 CHALLENGE, 0 OVERTURNED)



# GAME-BY-GAME STATS



## GAME-BY-GAME OFFENSE

GAME		SCORE				1ST DOWN				3RD DOWN		4TH DOWN		NET YARDS						
		PTS	OPP PTS	DIFF	OT	TOTAL	RUSH	PASS	PEN	CONV	ATT	CONV	ATT	TOTAL	RUSH	PASS	TO	PEN	PEN YDS	TOP
Sep 12	at Atl	32	6	26	---	24	10	13	1	6	13	0	2	434	173	261	0	14	89	31:02
Sep 19	SF	11	17	-6	---	18	8	7	3	5	12	0	1	328	151	177	0	8	57	25:06
Sep 27	at Dal	21	41	-20	---	12	1	11	0	4	12	0	2	367	64	303	2	13	86	25:02
Oct 3	KC	30	42	-12	---	30	9	19	2	6	12	1	2	461	103	358	0	9	49	29:08
Oct 10	at Car	21	18	3	---	15	6	8	1	4	13	0	1	273	91	182	2	6	60	24:57
Oct 14	TB	22	28	-6	---	16	8	5	3	3	10	1	1	213	100	113	1	4	41	20:04
Oct 24	at LV	22	33	-11	---	22	8	12	2	6	13	2	3	358	135	223	2	4	37	27:29
Oct 31	at Det	44	6	38	---	27	19	6	2	5	10	0	0	350	236	114	0	2	15	35:00
Nov 7	LAC	24	27	-3	---	20	13	7	0	8	12	0	0	331	176	155	0	3	25	26:23
Nov 14	at Den	30	13	17	---	22	12	10	0	6	13	0	0	386	214	172	1	7	89	34:58
Nov 21	NO																			
Nov 28	at NYG																			
Dec 5	at NYJ																			
TBD	Was																			
Dec 26	NYG																			
Jan 2	at Was																			
Jan 9	Dal																			
TOTALS		257	231	26	---	206	94	98	14	53	120	4	12	3,501	1,443	2,058	8	70	548	27:79

## GAME-BY-GAME DEFENSE

GAME		SCORE				1ST DOWN				3RD DOWN		4TH DOWN		NET YARDS						
		PTS	OPP PTS	DIFF	OT	TOTAL	RUSH	PASS	PEN	CONV	ATT	CONV	ATT	TOTAL	RUSH	PASS	TO	PEN	PEN YDS	TOP
Sep 12	at Atl	6	32	-26	---	19	7	8	4	3	14	1	3	260	124	136	0	12	99	28:58
Sep 19	SF	17	11	6	---	23	10	9	4	6	14	1	1	306	117	189	0	5	60	34:54
Sep 27	at Dal	41	21	20	---	27	9	14	4	6	12	1	2	380	160	220	1	4	37	34:58
Oct 3	KC	42	30	12	---	31	12	16	3	9	10	0	0	471	200	271	1	7	46	30:52
Oct 10	at Car	18	21	-3	---	17	6	9	2	5	15	0	0	267	109	158	3	9	69	35:03
Oct 14	TB	28	22	6	---	27	8	17	2	7	13	0	1	399	102	297	1	7	120	39:56
Oct 24	at LV	33	22	11	---	23	7	16	0	3	9	1	1	442	119	323	1	7	65	32:31
Oct 31	at Det	6	44	-38	---	15	3	11	1	5	14	2	5	228	57	171	1	8	50	25:00
Nov 7	LAC	27	24	3	---	28	9	17	2	5	10	2	4	445	89	356	0	4	30	33:37
Nov 14	at Den	13	30	-13	---	17	5	9	3	1	11	0	2	308	96	212	1	4	29	25:02
Nov 21	NO																			
Nov 28	at NYG																			
Dec 5	at NYJ																			
TBD	Was																			
Dec 26	NYG																			
Jan 2	at Was																			
Jan 9	Dal																			
TOTALS		231	257	-22	---	227	76	126	25	50	122	8	19	3,506	1,173	2,333	9	67	605	31:85

## EAGLES GAME-BY-GAME LEADERS

GAME	PASS YARDS	RUSH YARDS	RECEPTIONS	REC YARDS	TOUCHDOWNS	TACKLES	SACKS
Sep 12 at Atl	J. Hurts - 264	M. Sanders - 74	Two players - 6	D. Smith - 71	Three players - 1	E. Wilson - 9	J. Hargrave - 2.0
Sep 19 SF	J. Hurts - 190	J. Hurts - 82	Five players - 2	Q. Watkins - 117	J. Hurts - 1	A. Singleton - 11	---
Sep 27 at Dal	J. Hurts - 326	J. Hurts - 35	J. Reagor - 5	Two players - 53	Three players - 1	A. Harris - 14	J. Hargrave - 2.0
Oct 3 KC	J. Hurts - 387	J. Hurts - 47	D. Smith - 7	D. Smith - 122	Three players - 1	E. Wilson - 10	J. Hargrave - 1.0
Oct 10 at Car	J. Hurts - 198	M. Sanders - 45	D. Smith - 7	D. Smith - 77	J. Hurts - 2	A. Singleton - 13	Three players - 1.0
Oct 14 TB	J. Hurts - 115	M. Sanders - 56	Z. Ertz - 4	Q. Watkins - 44	J. Hurts - 2	A. Singleton - 15	---
Oct 24 at LV	J. Hurts - 236	J. Hurts - 61	D. Smith - 5	D. Goedert - 70	Three players - 1	M. Epps - 11	---
Oct 31 at Det	J. Hurts - 103	J. Hurts - 71	D. Goedert - 6	D. Goedert - 72	Two players - 2	T. Edwards - 13	J. Sweat - 2.0
Nov 7 LAC	J. Hurts - 162	J. Howard - 71	D. Smith - 5	D. Smith - 116	Three players - 1	T. Edwards - 12	---
Nov 14 at Den	J. Hurts - 178	J. Howard - 83	Two players - 4	D. Smith - 66	D. Smith - 2	A. Harris - 9	D. Barnett - 1.0
Nov 21 NO							
Nov 28 at NYG							
Dec 5 at NYJ							
TBD Was							
Dec 26 NYG							
Jan 2 at Was							
Jan 9 Dal							

## OPPONENT GAME-BY-GAME LEADERS

GAME	PASS YARDS	RUSH YARDS	RECEPTIONS	REC YARDS	TOUCHDOWNS	TACKLES	SACKS
Sep 12 at Atl	M. Ryan - 164	C. Patterson - 54	C. Ridley - 5	C. Ridley - 51	---	D. Jones - 11	J. Tuioti-Mariner 1.0
Sep 19 SF	J. Garoppolo - 189	E. Mitchell - 42	D. Samuel - 6	D. Samuel - 93	Two players - 1	F. Warner - 7	N. Bosa - 2.0
Sep 27 at Dal	D. Prescott - 238	E. Elliott - 95	D. Schultz - 6	D. Schultz - 80	Two players - 2	J. Kearsse - 5	O. Odighizuwa - 1.5
Oct 3 KC	P. Mahomes - 278	C. Edwards-Helaire - 102	T. Hill - 11	T. Hill - 186	T. Hill - 3	M. Hughes - 10	M. Danna - 2.0
Oct 10 at Car	S. Darnold - 177	C. Hubbard - 101	Two players - 5	Dj. Moore - 42	T. Tremble - 1	H. Reddick - 8	H. Reddick - 2.0
Oct 14 TB	T. Brady - 297	L. Fournette - 81	A. Brown - 9	A. Brown - 93	L. Fournette - 2	Two players - 5	V. Vea - 1.0
Oct 24 at LV	D. Carr - 323	K. Drake - 69	H. Renfrow - 7	F. Moreau - 60	Four players - 1	Two players - 8	Y. Ngakoué - 2.0
Oct 31 at Det	J. Goff - 222	D. Swift - 27	T. Hockenson - 10	T. Hockenson - 89	J. Jefferson - 1	Two players - 7	---
Nov 7 LAC	J. Herbert - 356	A. Ekeler - 59	K. Allen - 12	K. Allen - 104	Three players - 1	Two players - 9	J. Bosa - 1.0
Nov 14 at Den	T. Bridgewater - 226	J. Williams - 48	J. Jeudy - 6	A. Okwuegbunam - 77	M. Gordon - 1	M. Reed - 9	D. Jones - 1.0
Nov 21 NO							
Nov 28 at NYG							
Dec 5 at NYJ							
TBD Was							
Dec 26 NYG							
Jan 2 at Was							
Jan 9 Dal							

# GAME-BY-GAME STATS



## EAGLES DRIVE EFFICIENCY

				DRIVES ENDED BY...											
GAME		QUARTERBACK	DRIVES	TD	FG	MFG	PUNT	DOWN	INT	FUM	SAF	CLOCK	PTS	PTS/DR	DR %
Sep 12	at Atl	J. Hurts	11	4	1	0	4	2	0	0	0	0	32	2.90	45.5
Sep 19	SF	J. Hurts	9	1	1	0	4	2	0	0	0	1	11	1.22	22.2
Sep 27	at Dal	J. Hurts	12	2	0	0	6	2	2	0	0	0	14	1.16	16.7
Oct 3	KC	J. Hurts	8	3	3	0	0	1	0	0	0	1	30	3.75	75.0
Oct 10	at Car	J. Hurts	15	2	2	0	6	1	1	1	1	1	21	1.4	26.7
Oct 14	TB	J. Hurts	10	3	0	1	5	0	1	0	0	0	22	2.2	30.0
Oct 24	at LV	J. Hurts	10	3	0	0	3	1	0	2	0	1	22	2.2	30.0
Oct 31	at Det	J. Hurts	7	4	1	0	1	0	0	0	0	1	28	4.0	71.4
		G. Minshew	2	0	2	0	0	0	0	0	0	0	6	3.0	100.0
Nov 7	LAC	J. Hurts	8	3	1	0	3	0	0	0	0	1	24	3.0	50.0
Nov 14	at Den	J. Hurts	10	2	3	0	3	0	1	0	0	1	30	3.0	50.0
Nov 21	NO														
Nov 28	at NYG														
Dec 5	at NYJ														
TBD	Was														
Dec 26	NYG														
Jan 2	at Was														
Jan 9	Dal														
		J. Hurts	100	27	12	1	35	9	5	3	1	7	234	2.34	39.0
		G. Minshew	2	0	2	0	0	0	0	0	0	0	6	3.0	100.0
		TOTAL	102	27	14	1	35	9	5	3	1	7	240	2.35	40.2

## OPPONENT DRIVE EFFICIENCY

				DRIVES ENDED BY...											
GAME		QUARTERBACK	DRIVES	TD	FG	MFG	PUNT	DOWN	INT	FUM	SAF	CLOCK	PTS	PTS/DR	DR %
Sep 12	at Atl	M. Ryan	12	0	2	0	6	2	0	0	0	2	6	0.5	16.7
Sep 19	SF	J. Garoppolo	9	2	1	0	5	0	0	0	0	1	17	1.89	33.3
Sep 27	at Dal	D. Prescott	13	5	0	0	4	1	0	1	0	2	34	2.61	38.5
Oct 3	KC	P. Mahomes	8	6	0	0	0	0	1	0	0	1	42	5.25	75.0
Oct 10	at Car	S. Darnold	14	1	3	0	6	0	3	0	0	0	18	1.28	28.6
Oct 14	TB	T. Brady	11	4	0	0	3	1	1	0	0	2	28	2.54	36.36
Oct 24	at LV	D. Carr	10	4	2	0	2	0	1	0	0	1	33	3.3	60.0
Oct 31	at Det	J. Goff	9	1	0	1	3	3	0	1	0	0	6	0.7	11.1
		D. Blough	1	0	0	0	0	0	0	0	0	1	0	0.0	0.0
Nov 7	LAC	J. Herbert	8	3	2	0	0	2	0	0	0	1	27	3.4	62.5
Nov 14	at Den	T. Bridgewater	11	1	2	1	4	1	0	1	0	1	13	1.18	27.3
Nov 21	NO														
Nov 28	at NYG														
Dec 5	at NYJ														
TBD	Was														
Dec 26	NYG														
Jan 2	at Was														
Jan 9	Dal														
		TOTAL	106	27	12	2	33	10	6	3	0	12	224	2.1	36.8

# GAME-BY-GAME STATS



## EAGLES THIRD DOWNS

GAME	1	2	3	4	5	6	7	8	9	10+	TOTAL
Sep 12 at Atl	2-3	0-1	0-0	1-2	2-3	0-0	0-0	0-1	1-1	0-2	6-13
Sep 19 SF	1-2	0-1	1-2	2-3	0-0	0-1	1-1	0-0	0-0	0-2	5-12
Sep 27 at Dal	1-1	1-1	0-1	1-1	0-2	0-0	0-0	1-1	0-1	0-4	4-12
Oct 3 KC	3-3	0-0	1-1	0-0	0-0	0-1	1-3	1-2	0-1	0-1	6-12
Oct 10 at Car	1-1	1-1	0-0	0-2	1-3	0-0	0-0	0-1	0-0	1-5	4-13
Oct 14 TB	0-0	0-0	1-3	0-0	0-2	0-1	1-1	0-0	0-0	1-3	3-10
Oct 24 at LV	1-2	2-2	1-1	0-1	1-1	0-0	0-0	0-3	0-0	1-3	6-13
Oct 31 at Det	2-2	0-0	1-2	0-0	0-2	0-0	0-1	0-0	1-1	1-2	5-10
Nov 7 LAC	1-1	0-0	1-1	3-4	2-3	0-1	0-0	1-1	0-0	0-1	8-12
Nov 14 at Den	0-0	3-4	1-2	0-0	1-1	0-2	0-0	0-0	0-1	1-3	6-13
Nov 21 NO											
Nov 28 at NYG											
Dec 5 at NYJ											
TBD Was											
Dec 26 NYG											
Jan 2 at Was											
Jan 9 Dal											
<b>TOTALS</b>	<b>12-15</b>	<b>7-10</b>	<b>7-13</b>	<b>7-13</b>	<b>7-17</b>	<b>0-6</b>	<b>3-6</b>	<b>3-9</b>	<b>2-5</b>	<b>5-26</b>	<b>53-120</b>
	<b>80.0%</b>	<b>70.0%</b>	<b>53.8%</b>	<b>53.8%</b>	<b>41.2%</b>	<b>0.0%</b>	<b>50.0%</b>	<b>33.3%</b>	<b>40.0%</b>	<b>19.2%</b>	<b>(44.2%)</b>

## OPPONENT THIRD DOWNS

GAME	1	2	3	4	5	6	7	8	9	10+	TOTAL
Sep 12 at Atl	0-0	0-0	0-1	0-0	1-1	0-1	1-1	0-0	1-4	0-6	3-14
Sep 19 SF	3-4	1-1	1-2	0-0	0-0	0-1	1-1	0-1	0-1	0-3	6-14
Sep 27 at Dal	2-2	1-1	2-2	0-1	1-2	0-0	0-1	0-0	0-0	0-3	6-12
Oct 3 KC	3-3	2-2	0-0	1-1	0-0	2-2	0-0	0-0	0-1	1-1	9-10
Oct 10 at Car	1-1	0-1	1-2	0-1	1-2	0-0	1-3	0-0	0-0	1-5	5-15
Oct 14 TB	4-4	1-1	0-0	0-1	0-0	0-0	1-1	1-2	0-0	0-4	7-13
Oct 24 at LV	1-2	0-1	0-0	0-0	0-1	1-3	0-0	0-0	0-0	1-2	3-9
Oct 31 at Det	1-2	0-0	0-0	0-0	0-2	1-1	2-2	1-2	0-0	0-5	5-14
Nov 7 LAC	2-2	0-2	0-0	1-1	0-0	0-2	1-1	0-0	1-1	0-1	5-10
Nov 14 at Den	0-0	0-1	0-1	0-0	0-0	0-0	1-2	0-1	0-1	0-5	1-11
Nov 21 NO											
Nov 28 at NYG											
Dec 5 at NYJ											
TBD Was											
Dec 26 NYG											
Jan 2 at Was											
Jan 9 Dal											
<b>TOTALS</b>	<b>16-20</b>	<b>5-10</b>	<b>4-7</b>	<b>2-5</b>	<b>3-8</b>	<b>4-10</b>	<b>8-12</b>	<b>2-6</b>	<b>2-8</b>	<b>3-35</b>	<b>50-121</b>
	<b>80.0%</b>	<b>50.0%</b>	<b>57.1%</b>	<b>40.0%</b>	<b>37.5%</b>	<b>40.0%</b>	<b>66.7%</b>	<b>33.3%</b>	<b>25.0%</b>	<b>8.57%</b>	<b>(41.3%)</b>



# GAME-BY-GAME STATS



## TAKEAWAYS

GAME			TURNOVER	STARTING LOS	POINT OF TURNOVER	RESULTING LOS	QUARTER	RESULT (POINTS)
Sep 12	at Atl	---		---	---	---	---	---
Sep 19	SF	---		---	---	---	---	---
Sep 27	at Dal	F. Cox FR (J. Hargrave FF of D. Prescott)		DAL 5	DAL -5	N/A	1	Touchdown (7)
Oct 3	KC	E. Wilson INT (P. Mahomes)		KC 46	PHI 44	KC 49	3	Field Goal (3)
Oct 10	at Car	D. Slay INT (S. Darnold)		CAR 6	CAR 29	CAR 10	1	Field Goal (3)
		D. Slay INT (S. Darnold)		CAR 43	PHI 41	PHI 43	3	Punt (0)
		S. Nelson INT (S. Darnold)		CAR 35	CAR 47	CAR 43	4	Clock (0)
Oct 14	TB	A. Harris INT (T. Brady)		TB 30	PHI 26	PHI 28	2	Punt (0)
Oct 24	at LV	*A. Maddox INT (D. Carr)		PHI 9	PHI 5	PHI 4	1	Punt (0)
Oct 31	at Det	D. Slay FR (A. Maddox FF of D. Swift)		DET 33	DET 33	N/A	3	Touchdown (7)
Nov 7	LAC	---		---	---	---	--	---
Nov 14	at Den	D. Slay FR (D. Taylor FF of M. Gordon)		PHI 22	PHI 17	N/A	3	Touchdown (7)
Nov 21	NO							
Nov 28	at NYG							
Dec 5	at NYJ							
TBD	Was							
Dec 26	NYG							
Jan 2	at Was							
Jan 9	Dal							

**TOTALS: 9 takeaways resulting in 27 points**

L.O.S. Line of scrimmage \* Red zone play + Touchdown return (ST) Special teams play (TB) Touchback (OFF) Offensive recovery

## GIVEAWAYS

GAME			TURNOVER	STARTING LOS	POINT OF TURNOVER	RESULTING LOS	QUARTER	RESULT (POINTS)
Sep 12	at Atl	---		---	---	---	---	---
Sep 19	SF	---		---	---	---	---	---
Sep 27	at Dal	A. Brown INT (J. Hurts)		DAL 32	DAL 1	DAL 1	1	Fumble (0)
Oct 3	KC	---		---	---	---	---	---
Oct 10	at Car	J. Chinn FR (D. Jackson FF of D. Smith)		CAR 33	CAR 31	CAR 49	3	PUNT (0)
		D. Jackson INT (J. Hurts)		PHI 16	CAR 45	CAR 45	3	INT (0)
Oct 14	TB	J. Dean INT (J. Hurts)		PHI 26	TB 28	TB 28	2	Touchdown (7)
Oct 24	at LV	J. Abram FR (Q. Jefferson FF of K. Gainwell)		PHI 25	PHI 29	PHI 29	2	Field Goal (3)
		*C. Littleton FR (J. Hurts)		LV 1	LV 5	LV 6	3	Punt (0)
Oct 31	at Det	---		---	---	---	---	---
Nov 7	LAC	---		---	---	---	---	---
Nov 14	at Den	J. Simmons INT (J. Hurts)		PHI 49	DEN 30	DEN 47	3	Fumble (0)
Nov 21	NO							
Nov 28	at NYG							
Dec 5	at NYJ							
TBD	Was							
Dec 26	NYG							
Jan 2	at Was							
Jan 9	Dal							

**TOTALS: 7 giveaways resulting in 10 points**

L.O.S. Line of scrimmage \* Red zone play + Touchdown return (ST) Special teams play (TB) Touchback (OFF) Offensive recovery

# 20+ YARD PLAYS



## EAGLES 20+ YARD PLAYS

### PASSING (20+ YARDS)

91	Jalen Hurts to Quez Watkins (9/19/21 vs SF)
53	Jalen Hurts to Quez Watkins (10/10/21 at CAR)
41	Jalen Hurts to Quez Watkins (9/27/21 at DAL)
38	Jalen Hurts to Dallas Goedert (9/27/21 at DAL)
37	Jalen Hurts to DeVonta Smith (10/3/21 vs KC)
36	Jalen Hurts to DeVonta Smith (11/14/21 at DEN)
28	Jalen Hurts to DeVonta Smith (11/7/21 vs LAC)
28	Jalen Hurts to Dallas Goedert (9/27/21 at DAL)
28	Jalen Hurts to Zach Ertz (9/12/21 at ATL)
27	Jalen Hurts to DeVonta Smith (11/7/21 vs LAC)
27	Jalen Hurts to Quez Watkins (10/24/21 at LV)
27	Jalen Hurts to Zach Ertz (9/27/21 at DAL)
26	Jalen Hurts to Quez Watkins (9/19/21 vs SF)
25	Jalen Hurts to Dallas Goedert (10/24/21 at LV)
25	Jalen Hurts to DeVonta Smith (10/14/21 vs TB)
25	Jalen Hurts to Quez Watkins (9/12/21 at ATL)
25	Jalen Hurts to Miles Sanders (9/12/21 at ATL)
24	Jalen Hurts to Dallas Goedert (11/14/21 at DEN)
24	Jalen Hurts to Dallas Goedert (10/24/21 at LV)
24	Jalen Hurts to Quez Watkins (10/14/21 vs TB)
24	Jalen Hurts to Jalen Reagor (9/27/21 at DAL)
23	Jalen Hurts to DeVonta Smith (11/7/21 vs LAC)
23	Jalen Hurts to Quez Watkins (10/14/21 vs TB)
23	Jalen Hurts to Jalen Reagor (9/12/21 at ATL)
22	Jalen Hurts to DeVonta Smith (10/3/21 vs KC)
21	Jalen Hurts to Dallas Goedert (11/7/21 vs LAC)
21	Jalen Hurts to Dallas Goedert (10/24/21 at LV)
21	Jalen Hurts to Dallas Goedert (10/3/21 vs KC)
21	Jalen Hurts to DeVonta Smith (10/3/21 vs KC)
20	Jalen Hurts to DeVonta Smith (10/24/21 at LV)
20	Jalen Hurts to DeVonta Smith (10/24/21 at LV)
20	Jalen Hurts to Dallas Goedert (10/10/21 at CAR)

### RUSHING (20+ YARDS)

42	Jalen Hurts (9/19/21 vs SF)
31	Jalen Hurts (11/14/21 at DEN)
25	Jordan Howard (11/14/21 at DEN)
24	Miles Sanders (9/27/21 at DAL)
23	Boston Scott (11/14/21 at DEN)
23	Miles Sanders (10/14/21 vs TB)
23	Miles Sanders (9/12/21 at ATL)
21	Boston Scott (11/14/21 at DEN)
21	Jalen Hurts (10/31/21 at DET)
20	Jalen Hurts (10/31/21 at DET)
20	Jalen Hurts (10/24/21 at LV)

## OPPONENT 20+ YARD PLAYS

### PASSING (20+ YARDS)

64	Teddy Bridgewater to Albert Okwuegbunam (11/14/21 at DEN)
49	Justin Herbert to Mike Williams (11/7/21 vs LAC)
44	Patrick Mahomes to Tyreek Hill (10/3/21 vs KC)
44	Dak Prescott to CeeDee Lamb (9/27/21 at DAL)
43	Derek Carr to Zay Jones (10/24/21 at LV)
40	Jimmy Garoppolo to Deebo Samuel (9/19/21 vs SF)
36	Patrick Mahomes to Tyreek Hill (10/3/21 vs KC)
34	Jared Goff to Amon-Ra St. Brown (10/31/21 at DET)
32	Patrick Mahomes to Tyreek Hill (10/3/21 vs KC)
29	Derek Carr to Alec Ingold (10/24/21 at LV)
27	Justin Herbert to Donald Parham (11/7/21 vs LAC)
27	Tom Brady to Antonio Brown (10/14/21 vs TB)
26	Teddy Bridgewater to Courtland Sutton (11/14/21 at DEN)
25	Sam Darnold to Robby Anderson (10/10/21 at CAR)
24	Derek Carr to Bryan Edwards (10/24/21 at LV)
24	Sam Darnold to Ian Thomas (10/10/21 at CAR)
23	Justin Herbert to Stephen Anderson (11/7/21 vs LAC)
23	Justin Herbert to Jared Cook (11/7/21 vs LAC)
23	Tom Brady to Antonio Brown (10/14/21 vs TB)
22	Teddy Bridgewater to Tim Patrick (11/14/21 at DEN)
22	Tom Brady to Mike Evans (10/14/21 vs TB)
22	Dak Prescott to Dalton Schultz (9/27/21 at DAL)
21	Derek Carr to Foster Moreau (10/24/21 at LV)
20	Derek Carr to Josh Jacobs (10/24/21 at LV)

### RUSHING (20+ YARDS)

26	Chuba Hubbard (10/10/21 at CAR)
24	Mecole Hardman (10/3/21 vs KC)
23	Trey Sermon (9/19/21 vs SF)
21	JaMycal Hasty (9/19/21 vs SF)
20	Javonte Williams (11/14/21 at DEN)
20	Leonard Fournette (10/14/21 vs TB)



# RECORD BOOK



**FRONT OFFICE & COACHING STAFF**

**PLAYER BIOS**

**ROSTER BREAKDOWN**

**2021 EAGLES STATISTICS**

**RECORD BOOK**

**NFL STATISTICS**

**OFF THE FIELD**




## MOST SEASONS PLAYED

Rk	Player	Seasons
1.	Chuck Bednarik (C/LB) (1949-62).....	14
2t.	Brian Dawkins (S) (1996-2008).....	13
	Harold Carmichael (WR) (1971-83).....	13
	Frank "Bucko" Kilroy (OL/DL) (1943-55).....	13
	Vic Sears (DT) (1941-53).....	13
6t.	Brandon Graham (DE) (2010-).....	12
	Jason Peters (T) (2009-20).....	12
	David Akers (K) (1999-2010).....	12
	Jerry Sisemore (T) (1973-84).....	12
	Bobby Walston (K/WR) (1951-62).....	12

## MOST GAMES PLAYED

Rk	Player	Games
1.	David Akers (K) (1999-2010).....	188
2.	Brian Dawkins (S) (1996-2008).....	183
3.	Harold Carmichael (WR) (1971-83).....	180
4.	Brent Celek (TE) (2007-17).....	175
5.	Chuck Bednarik (C/LB) (1949-62).....	169
6.	Tra Thomas (T) (1998-2008).....	166
7.	Jon Dorenbos (LS) (2006-16).....	162
8.	Brandon Graham (DE) (2010-).....	161
9.	Randy Logan (S) (1973-83).....	159
10.	Guy Morriss (C) (1973-83).....	158
11.	Jerry Sisemore (T) (1973-84).....	156
12.	Trent Cole (DE/LB) (2005-14).....	155
13.	Jason Kelce (C) (2011-).....	152
14.	Fletcher Cox (DT) (2012-).....	150
15t.	Jason Peters (T) (2009-20).....	148
	Donovan McNabb (QB) (1999-2009).....	148
	Ken Clarke (DT) (1978-87).....	148
	Bobby Walston (K/WR) (1951-62).....	148
19.	Jon Runyan (T) (2000-08).....	144
20.	Ron Jaworski (QB) (1977-86).....	142



CHUCK BEDNARIK

## MOST CONSECUTIVE GAMES PLAYED

Rk	Player	Games
1t.	Jon Dorenbos (LS) (2006-16).....	162
	Harold Carmichael (WR) (1971-83).....	162
3.	Randy Logan (S) (1973-83).....	159
4.	Bobby Walston (K/WR) (1951-62).....	148
5.	Jon Runyan (T) (2000-08).....	144
6.	Ken Clarke (DT) (1977-87).....	139
7.	Herman Edwards (DB) (1977-85).....	135
8.	Frank LeMaster (LB) (1974-82).....	129
9.	Sheldon Brown (CB) (2002-09).....	128
10.	Jerry Sisemore (T) (1974-82).....	127

## MOST GAMES PLAYED BY POSITION

### QUARTERBACK

Rk	Player	Games
1.	Donovan McNabb (1999-2009).....	148
2.	Ron Jaworski (1977-86).....	142
3.	Randall Cunningham (1985-95).....	122
4.	Norm Snead (1964-70).....	85
5.	Sonny Jurgensen (1957-63).....	83

### OFFENSIVE LINE

Rk	Player	Games
1.	Chuck Bednarik (1949-62).....	169
2.	Tra Thomas (1998-2008).....	166
3.	Guy Morriss (1973-83).....	158
4.	Jerry Sisemore (1973-84).....	156
5.	Jason Kelce (2011-).....	152

### SECONDARY

Rk	Player	Games
1.	Brian Dawkins (1996-2008).....	183
2.	Randy Logan (1973-83).....	159
3t.	Andre Waters (1984-93).....	137
	Wes Hopkins (1983-93).....	137
5.	Herman Edwards (1977-85).....	135

### RUNNING BACK

Rk	Player	Games
1.	Tom Woodeshick (1963-71).....	111
2.	Brian Westbrook (2002-09).....	107
3.	Keith Byars (1986-92).....	105
4.	Wilbert Montgomery (1977-84).....	100
5.	Duce Staley (1997-2003).....	98

### DEFENSIVE LINE

Rk	Player	Games
1.	Brandon Graham (2010-).....	161
2.	Trent Cole (2005-14).....	155
3.	Fletcher Cox (2012-).....	150
4.	Ken Clarke (1978-87).....	148
5.	Vic Sears (1941-53).....	131

### KICKER

Rk	Player	Games
1.	David Akers (1999-2010).....	188
2.	Bobby Walston (1951-62).....	148
3.	Sam Baker (1964-69).....	82
4t.	Jake Elliott (2017-).....	73
	Tony Franklin (1979-83).....	73

### WIDE RECEIVER/TIGHT END

Rk	Player	Games
1.	Harold Carmichael (1971-83).....	180
2.	Brent Celek (2007-17).....	175
3.	Bobby Walston (1951-62).....	148
4.	Pete Retzlaff (1956-66).....	132
5.	Zach Ertz (2013-21).....	122

### LINEBACKER

Rk	Player	Games
1.	Chuck Bednarik (1949-62).....	169
2.	William Thomas (1991-99).....	140
3.	John Bunting (1972-82).....	132
4.	Frank LeMaster (1974-82).....	129
5.	Seth Joyner (1986-93).....	120

### PUNTER

Rk	Player	Games
1.	Donnie Jones (2013-17).....	80
2.	Max Runager (1979-83, '89).....	72
3.	Sean Landeta (1999-2002, '05).....	65
4t.	Sav Rocca (2007-10).....	64
	Tom Hutton (1995-98).....	64
	Jeff Feagles (1990-93).....	64

# SCORING RECORDS CAREER



## MOST POINTS

Rk	Player	G	TD	XPM	XPA	FGM	FGA	2PT	Pts
1.	David Akers (1999-2010)	188	0	441	447	294	357	0	1,323
2.	Bobby Walston (WR/K) (1951-62)	148	46	365	383	80	157	0	881
3.	Sam Baker (1964-69)	82	0	205	213	90	153	0	475
4.	Harold Carmichael (WR) (1971-83)	180	79	0	0	0	0	0	474
5.	Steve Van Buren (B) (1944-51)	83	77	2	2	0	0	0	464
6.	<b>Jake Elliott (2017-)</b>	<b>73</b>	<b>0</b>	<b>156</b>	<b>165</b>	<b>102</b>	<b>123</b>	<b>0</b>	<b>462</b>
7.	Tony Franklin (1979-83)	73	0	172	182	80	128	0	412
8.	Brian Westbrook (RB) (2002-09)	107	68	0	0	0	0	1	410
9.	Tommy McDonald (FL) (1957-63)	88	67	0	0	0	0	0	402
10.	Paul McFadden (1984-87)	60	0	117	119	91	124	0	390
11.	Roger Ruzek (1989-93)	58	0	139	151	81	108	0	382
12.	Pete Pihos (E) (1947-55)	107	63	0	0	0	0	0	378
13.	Timmy Brown (B) (1960-67)	96	62	0	0	0	0	0	372
14.	Mike Quick (WR) (1982-90)	101	61	0	0	0	0	0	366
15.	Wilbert Montgomery (RB) (1977-84)	100	58	0	0	0	0	0	348
16.	Alex Henery (2011-13)	48	0	116	117	74	86	0	338
17.	LeSean McCoy (RB) (2009-14)	90	54	0	0	0	0	1	326
18t.	Tom Dempsey (1971-74)	47	0	84	90	66	108	0	282
	Pete Retzlaff (E) (1956-66)	132	47	0	0	0	0	0	282
20.	DeSean Jackson (WR) (2008-13, '19-20)	95	42	0	0	0	0	0	252

## TOUCHDOWNS

Rk	Player	TD
1.	Harold Carmichael (WR) (1971-83).....	79
2.	Steve Van Buren (B) (1944-51).....	77
3.	Brian Westbrook (RB) (2002-09).....	68
4.	Tommy McDonald (FL) (1957-63).....	67
5.	Pete Pihos (E) (1947-55).....	63
6.	Timmy Brown (B) (1960-67).....	62
7.	Mike Quick (WR) (1982-90).....	61
8.	Wilbert Montgomery (RB) (1977-84).....	58
9.	LeSean McCoy (RB) (2009-14).....	54
10.	Pete Retzlaff (E) (1956-66).....	47

## FGS MADE

Rk	Player	FGM
1.	David Akers (1999-2010) .....	294
2.	<b>Jake Elliott (2017-)</b> .....	<b>102</b>
3.	Paul McFadden (1984-87).....	91
4.	Sam Baker (1964-69).....	90
5.	Roger Ruzek (1989-93).....	81
6t.	Tony Franklin (1979-83).....	80
	Bobby Walston (WR/K) (1951-62).....	80
8.	Alex Henery (2011-13).....	74
9.	Tom Dempsey (1971-74).....	66
10.	Caleb Sturgis (2015-17).....	56

## FG ATTEMPTS

Rk	Player	FGA
1.	David Akers (1999-2010) .....	357
2.	Bobby Walston (WR/K) (1951-62) .....	157
3.	Sam Baker (1964-69).....	153
4.	Tony Franklin (1979-83).....	128
5.	Paul McFadden (1984-87).....	124
6.	<b>Jake Elliott (2017-)</b> .....	<b>123</b>
7t.	Roger Ruzek (1989-93).....	108
	Tom Dempsey (1971-74).....	108
9.	Alex Henery (2011-13).....	86
10.	Caleb Sturgis (2015-17).....	66



DAVID AKERS

## PATS MADE

Rk	Player	XPM
1.	David Akers (1999-2010) .....	441
2.	Bobby Walston (WR/K) (1951-62) .....	365
3.	Sam Baker (1964-69).....	205
4.	Tony Franklin (1979-83).....	172
5.	Cliff Patton (1946-50).....	160
6.	<b>Jake Elliott (2017-)</b> .....	<b>156</b>
7.	Roger Ruzek (1989-93).....	139
8.	Paul McFadden (1984-87).....	117
9.	Alex Henery (2011-13).....	116
10.	Roy Zimmerman (1943-46).....	89

## PAT ATTEMPTS

Rk	Player	XPA
1.	David Akers (1999-2010).....	447
2.	Bobby Walston (WR/K) (1951-62) .....	383
3.	Sam Baker (1964-69).....	213
4.	Tony Franklin (1979-83).....	182
5.	Cliff Patton (1946-50).....	166
6.	<b>Jake Elliott (2017-)</b> .....	<b>165</b>
7.	Roger Ruzek (1989-93).....	151
8.	Paul McFadden (1984-87).....	119
9.	Alex Henery (2011-13).....	117
10.	Roy Zimmerman (1943-46).....	98

## ALL-TIME SCORING

TDs by rushing.....	1,081	TDs by punt return.....	33
TDs by reception.....	1,697	TDs by fumble return .....	87
TDs by INT return.....	101	TDs by blocked punt.....	11
TDs by kickoff return.....	29	FGs made.....	1,382

# SCORING RECORDS SEASON



## MOST POINTS

Rk	Player	TD	XPM	XPA	FGM	FGA	2PT	Pts
1.	Cody Parkey (2014)	0	54	54	32	36	0	150
2.	David Akers (2008)	0	45	45	33	40	0	144
3.	David Akers (2010)	0	47	47	32	38	0	143
4.	David Akers (2009)	0	43	45	32	37	0	139
5.	Caleb Sturgis (2016)	0	30	31	35	41	0	135
6.	David Akers (2002)	0	43	43	30	34	0	133
7.	David Akers (2004)	0	41	42	27	32	0	122
8.	David Akers (2000)	0	34	36	29	33	0	121
9.	LeSean McCoy (RB) (2011)	20	0	0	0	0	0	120
10.	Alex Henery (2011)	0	46	46	24	27	0	118

Led NFL Led Conference

## TOUCHDOWNS

Rk	Player	TD
1.	LeSean McCoy (2011)	20
2.	Steve Van Buren (1945)	18
3t.	Brian Westbrook (2008)	14
	Terrell Owens (2004)	14
	Wilbert Montgomery (1979)	14
	Steve Van Buren (1947)	14

## FGS MADE

Rk	Player	FGM
1.	Caleb Sturgis (2016)	35
2.	David Akers (2008)	33
3t.	Cody Parkey (2014)	32
	David Akers (2010)	32
	David Akers (2009)	32

## FG ATTEMPTS

Rk	Player	FGA
1.	Caleb Sturgis (2016)	41
2t.	David Akers (2008)	40
	Tom Dempsey (1973)	40
4.	David Akers (2010)	38
5t.	David Akers (2009)	37
	Paul McFadden (1984)	37

## PATs MADE

Rk	Player	XPM
1.	Cody Parkey (2014)	54
2.	Cliff Patton (1948)	50
3t.	David Akers (2006)	48
	Tony Franklin (1980)	48
5.	David Akers (2010)	47

## PAT ATTEMPTS

Rk	Player	XPA
1.	Cody Parkey (2014)	54
2.	Cliff Patton (1948)	50
3t.	David Akers (2006)	48
	Tony Franklin (1980)	48
5.	David Akers (2010)	47

## MOST CONSECUTIVE GAMES WITH A TD


Rk	Player	TD
1.	LeSean McCoy (2011)	9
2.	Steve Van Buren (1947)	8
3t.	5x, last: Ricky Watters (1995)	6

## MOST CONSECUTIVE FIELD GOALS MADE

Rk	Player	FG
1.	Alex Henery (2012)	22
2.	Jake Elliott (2018-19) (4 in 2018, 16 in 2019)	20
3.	Caleb Sturgis (2016)	18
4t.	Cody Parkey (2014)	17
	Alex Henery (2011-12) (16 in 2011, 1 in 2012)	17
	David Akers (2009)	17
	David Akers (2001)	17
8t.	David Akers (2008)	15
	David Akers (2004)	15
10t.	Jake Elliott (2018)	13
	David Akers (2003)	13
	David Akers (1999-2000) (1 in 1999, 12 in 2000)	13

## MOST CONSECUTIVE PATS MADE

Rk	Player	XPM
1.	David Akers (2004-09)	173
2.	David Akers (2001-04)	153
3.	Cliff Patton (1947-49)	84



CODY PARKEY



# SCORING RECORDS GAME

GO  
BIRDS

## LONGEST FIELD GOALS

Rk	Player	Yds
1.	<b>Jake Elliott (9/24/17 vs. Giants)</b> .....	<b>61</b>
2.	Tony Franklin (11/12/79 at Cowboys).....	59
3.	<b>Jake Elliott (10/10/21 at Panthers)</b> .....	<b>58</b>
4.	David Akers (9/14/03 vs. Patriots).....	57
5.	<b>Jake Elliott (11/11/18 vs. Cowboys)</b> .....	<b>56</b>
6.	Caleb Sturgis (10/30/16 at Cowboys).....	55
7t.	<b>Jake Elliott (9/27/20 vs. Bengals)</b> .....	<b>54</b>
	Cody Parkey (10/26/14 at Cardinals).....	54
	Tom Dempsey (12/12/71 vs. Cardinals).....	54
10t.	<b>Jake Elliott (10/13/19 at Vikings)</b> .....	<b>53</b>
	<b>Jake Elliott (10/1/17 at Chargers)</b> .....	<b>53</b>
	Caleb Sturgis (9/19/16 at Bears).....	53
	Caleb Sturgis (11/8/15 at Cowboys).....	53
	David Akers (9/30/07 at Giants).....	53
	David Akers (10/24/99 at Dolphins).....	53
	Roger Ruzek (12/9/90 at Dolphins).....	53

## MOST POINTS

Rk	Player	Pts
1.	Bobby Walston (WR/K) (10/17/54 at Washington).....	25
2t.	Brian Westbrook (RB) (11/27/08 vs. Cardinals).....	24
	Irving Fryar (WR) (10/20/96 vs. Dolphins).....	24
	Wilbert Montgomery (RB) (10/7/79 vs. Washington).....	24
	Wilbert Montgomery (RB) (9/10/78 at Washington).....	24
	Ben Hawkins (FL) (9/28/69 vs. Steelers).....	24
	Tommy McDonald (FL) (10/4/59 vs. Giants).....	24
	Clarence Peaks (B) (11/16/58 vs. Cardinals).....	24

## MOST TOUCHDOWNS

Rk	Player	TD
1t.	Brian Westbrook (RB) (11/27/08 vs. Cardinals).....	4
	Irving Fryar (WR) (10/20/96 vs. Dolphins).....	4
	Wilbert Montgomery (RB) (10/7/79 vs. Washington).....	4
	Wilbert Montgomery (RB) (9/10/78 at Washington).....	4
	Ben Hawkins (FL) (9/28/69 vs. Steelers).....	4
	Tommy McDonald (FL) (10/4/59 vs. Giants).....	4
	Clarence Peaks (11/16/58 vs. Cardinals).....	4

## MOST FIELD GOALS MADE

Rk	Player	FGM
1.	Tom Dempsey (11/12/72 at Oilers).....	6
2t.	Cody Parkey (11/23/14 vs. Titans).....	5
	Alex Henery (10/6/13 at Giants).....	5
	David Akers (11/18/01 at Cowboys).....	5
	Gary Anderson (12/22/96 vs. Cardinals).....	5
	Gary Anderson (10/1/95 at Saints).....	5

## MOST FIELD GOAL ATTEMPTS

Rk	Player	FGA
1t.	Tom Dempsey (11/12/72 at Oilers).....	7
	Sam Baker (12/5/65 vs. Cowboys).....	7
3t.	Cody Parkey (11/23/14 vs. Titans).....	6
	David Akers (10/3/04 at Bears).....	6
	Tom Dempsey (10/7/73 at Bills).....	6



JAKE ELLIOTT



# PASSING RECORDS CAREER



## MOST PASSING YARDS

Rk	Player	G	Att	Cmp	Pct	Yds	Y/A	TD	INT	Lg	Rate
1.	Donovan McNabb (1999-2009)	148	4,746	2,801	59.0	32,873	6.9	216	100	91t	86.5
2.	Ron Jaworski (1977-86)	142	3,918	2,088	53.3	26,963	6.9	175	151	99t	74.0
3.	Randall Cunningham (1985-95)	122	3,362	1,874	55.7	22,877	6.8	150	105	95t	78.7
4.	Carson Wentz (2016-20)	68	2,492	1,562	62.7	16,811	6.7	113	50	73t	89.2
5.	Norm Snead (1964-70)	85	2,236	1,154	51.6	15,672	7.0	111	124	87t	67.7
6.	Tommy Thompson (1941-50)	88	1,396	723	51.8	10,240	7.3	90	100	75t	67.4
7.	Michael Vick (2009-13)	54	1,300	773	59.5	9,984	7.7	57	33	91t	87.7
8.	Sonny Jurgensen (1957-63)	83	1,107	602	54.4	9,639	8.7	76	73	84	79.1
9.	Nick Foles (2012-14, '17-18)	40	1,189	748	62.9	8,703	7.3	58	23	83t	93.2
10.	Bobby Thomason (1952-57)	68	1,113	556	50.0	8,124	7.3	57	80	67t	61.2
11.	Norm Van Brocklin (1958-60)	36	998	542	54.3	7,497	7.5	55	51	91t	75.7
12.	Roman Gabriel (1973-77)	53	1,185	661	55.8	7,221	6.1	47	37	80t	74.2
13.	Adrian Burk (1951-56)	70	960	457	47.6	6,203	6.5	55	77	84t	54.4
14.	Rodney Peete (1995-98)	30	756	434	57.4	4,945	6.5	17	27	62	69.8
15.	Ty Detmer (1996-97)	21	645	372	57.7	4,478	6.9	22	19	57	78.2
16.	King Hill (1961-68)	71	635	325	51.2	4,308	6.8	29	51	92t	54.8
17.	Sam Bradford (2015)	14	532	346	65.0	3,725	7.0	19	14	78t	86.4
18.	<b>Jalen Hurts (2020-)</b>	<b>25</b>	<b>444</b>	<b>261</b>	<b>58.8</b>	<b>3,220</b>	<b>7.3</b>	<b>19</b>	<b>9</b>	<b>91</b>	<b>87.1</b>
19.	Roy Zimmerman (1943-46)	41	435	190	43.7	3,219	7.4	30	43	75t	52.7
20.	Mark Sanchez (2014-15)	13	400	257	64.3	3,034	7.6	18	15	72	86.6

## ATTEMPTS

Rk	Player	Att
1.	Donovan McNabb (1999-2009)	4,746
2.	Ron Jaworski (1977-86)	3,918
3.	Randall Cunningham (1985-95)	3,362
4.	Carson Wentz (2016-20)	2,492
5.	Norm Snead (1964-70)	2,236
6.	Tommy Thompson (1941-50)	1,396
7.	Michael Vick (2009-13)	1,300
8.	Nick Foles (2012-14, '17-18)	1,189
9.	Roman Gabriel (1973-77)	1,185
10.	Bobby Thomason (1952-57)	1,113

## COMPLETIONS

Rk	Player	Cmp
1.	Donovan McNabb (1999-2009)	2,801
2.	Ron Jaworski (1977-86)	2,088
3.	Randall Cunningham (1985-95)	1,874
4.	Carson Wentz (2016-20)	1,562
5.	Norm Snead (1964-70)	1,154
6.	Michael Vick (2009-13)	773
7.	Nick Foles (2012-14, '17-18)	748
8.	Tommy Thompson (1941-50)	723
9.	Roman Gabriel (1973-77)	661
10.	Sonny Jurgensen (1957-63)	602

## COMPLETION %

Rk	Player	Pct
1.	Sam Bradford (2015)	65.0
2.	Nick Foles (2012-14, '17-18)	62.9
3.	Carson Wentz (2016-20)	62.7
4.	Michael Vick (2009-13)	59.5
5.	Donovan McNabb (1999-2009)	59.0
6.	Ty Detmer (1996-97)	57.7
7.	Rodney Peete (1995-98)	57.4
8.	Roman Gabriel (1973-77)	55.8
9.	Randall Cunningham (1985-95)	55.7
10.	Sonny Jurgensen (1957-63)	54.4

## YARDS/ATTEMPT

Rk	Player	Y/A
1.	Sonny Jurgensen (1957-63)	8.7
2.	Michael Vick (2009-13)	7.7
3.	Norm Van Brocklin (1958-60)	7.5
4t.	Nick Foles (2012-14, '17-18)	7.3
	Bobby Thomason (1952-57)	7.3
	Tommy Thompson (1941-50)	7.3
7t.	Sam Bradford (2015)	7.0
	Norm Snead (1964-70)	7.0
9t.	Donovan McNabb (1999-2009)	6.9
	Ty Detmer (1996-97)	6.9

## TOUCHDOWNS

Rk	Player	TD
1.	Donovan McNabb (1999-2009)	216
2.	Ron Jaworski (1977-86)	175
3.	Randall Cunningham (1985-95)	150
4.	Carson Wentz (2016-20)	113
5.	Norm Snead (1964-70)	111
6.	Tommy Thompson (1941-50)	90
7.	Sonny Jurgensen (1957-63)	76
8.	Nick Foles (2012-14, '17-18)	58
9t.	Michael Vick (2009-13)	57
	Bobby Thomason (1952-57)	57

## TOUCHDOWN %

Rk	Player	TD%
1.	Sonny Jurgensen (1957-63)	6.9
2.	Tommy Thompson (1941-50)	6.4
3.	Adrian Burk (1951-56)	5.7
4.	Norm Van Brocklin (1958-60)	5.5
5.	Bobby Thomason (1952-57)	5.1
6.	Norm Snead (1964-70)	5.0
7.	Nick Foles (2012-14, '17-18)	4.9
8t.	Donovan McNabb (1999-2009)	4.6
	King Hill (1961-68)	4.6
10.	Carson Wentz (2016-20)	4.5

## INTERCEPTIONS

Rk	Player	INT
1.	Ron Jaworski (1977-86)	151
2.	Norm Snead (1964-70)	124
3.	Randall Cunningham (1985-95)	105
4t.	Donovan McNabb (1999-2009)	100
	Tommy Thompson (1941-50)	100
6.	Bobby Thomason (1952-57)	80
7.	Adrian Burk (1951-56)	77
8.	Sonny Jurgensen (1957-63)	73
9t.	King Hill (1961-68)	51
	Norm Van Brocklin (1958-60)	51

## INTERCEPTION %

Rk	Player	INT%
1.	Nick Foles (2012-14, '17-18)	1.9
2.	Carson Wentz (2016-20)	2.0
3.	Donovan McNabb (1999-2009)	2.1
4.	Michael Vick (2009-13)	2.5
5.	Sam Bradford (2015)	2.6
6.	Ty Detmer (1996-97)	3.0
7.	Roman Gabriel (1973-77)	3.1
8.	Randall Cunningham (1985-95)	3.1
9.	Rodney Peete (1995-98)	3.6
10.	Ron Jaworski (1977-86)	3.9

## PASSER RATING

Rk	Player	Rate
1.	Nick Foles (2012-14, '17-18)	93.2
2.	Carson Wentz (2016-20)	89.2
3.	Michael Vick (2009-13)	87.7
4.	Donovan McNabb (1999-2009)	86.5
5.	Sam Bradford (2015)	86.4
6.	Sonny Jurgensen (1957-63)	79.1
7.	Randall Cunningham (1985-95)	78.7
8.	Ty Detmer (1996-97)	78.2
9.	Norm Van Brocklin (1958-60)	75.7
10.	Roman Gabriel (1973-77)	74.2

# PASSING RECORDS SEASON



## MOST PASSING YARDS

Rk	Player	Att	Cmp	Pct	Yds	Y/A	TD	INT	Lg	Rate
1.	Carson Wentz (2019)	607	388	63.9	4,039	6.7	27	7	53t	93.1
2.	Donovan McNabb (2008)	571	345	60.4	3,916	6.9	23	11	90t	86.4
3.	Donovan McNabb (2004)	469	300	64.0	3,875	8.3	31	8	80	104.7
4.	Randall Cunningham (1988)	560	301	53.8	3,808	6.8	24	16	80t	77.6
5.	Carson Wentz (2016) *rookie*	607	379	62.4	3,782	6.2	16	14	73t	79.3
6.	Sam Bradford (2015)	532	346	65.0	3,725	7.0	19	14	78t	86.4
7.	Sonny Jurgensen (1961)	416	235	56.5	3,723	9.0	32	24	69	88.1
8.	Donovan McNabb (2009)	443	267	60.3	3,553	8.0	22	10	60t	92.9
9.	Ron Jaworski (1980)	451	257	57.0	3,529	7.8	27	12	56t	91.0
10.	Randall Cunningham (1990)	465	271	58.3	3,466	7.5	30	13	95t	91.6

Led NFL Led Conference

### ATTEMPTS

Rk	Player	Att
1t.	Carson Wentz (2019).....	607
	Carson Wentz (2016).....	607
3.	Donovan McNabb (2008).....	571
4.	Donovan McNabb (2000).....	569
5.	Randall Cunningham (1988).....	560

### COMPLETIONS

Rk	Player	Cmp
1.	Carson Wentz (2019).....	388
2.	Carson Wentz (2016).....	379
3.	Sam Bradford (2015).....	346
4.	Donovan McNabb (2008).....	345
5.	Donovan McNabb (2000).....	330

### COMPLETION %

Rk	Player	Pct
1.	Carson Wentz (2018).....	69.6
2.	Sam Bradford (2015).....	65.0
3.	Mark Sanchez (2014).....	64.1
4.	Nick Foles (2013).....	64.0
5.	Donovan McNabb (2004).....	64.0

### YARDS/ATTEMPT

Rk	Player	Y/A
1.	Nick Foles (2013).....	9.1
2.	Sonny Jurgensen (1961).....	9.0
3.	Sonny Jurgensen (1962).....	8.9
4.	Norm Van Brocklin (1960).....	8.7
5.	Donovan McNabb (2006).....	8.4

### TOUCHDOWNS

Rk	Player	TD
1.	Carson Wentz (2017).....	33
2.	Sonny Jurgensen (1961).....	32
3.	Donovan McNabb (2004).....	31
4.	Randall Cunningham (1990).....	30
5.	Norm Snead (1967).....	29

### TOUCHDOWN %

Rk	Player	TD%
1.	Nick Foles (2013).....	8.5
2.	Norm Van Brocklin (1960).....	8.5
3.	Sonny Jurgensen (1961).....	7.7
4.	Carson Wentz (2017).....	7.5
5.	Bobby Thomason (1953).....	6.9

### FEWEST INTERCEPTIONS

Rk	Player	INT
1.	Nick Foles (2013).....	2
2t.	Nick Foles (2012).....	5
	Bubby Brister (1993).....	5
4t.	Michael Vick (2010).....	6
	Donovan McNabb (2006).....	6
	Donovan McNabb (2002).....	6

### INTERCEPTION %

Rk	Player	INT%
1.	Nick Foles (2013).....	0.6
2.	Carson Wentz (2019).....	1.2
3.	Donovan McNabb (2007).....	1.5
4.	Carson Wentz (2017).....	1.6
5.	Michael Vick (2010).....	1.6

### PASSER RATING

Rk	Player	Rate
1.	Nick Foles (2013).....	119.2
2.	Donovan McNabb (2004).....	104.7
3.	Carson Wentz (2018).....	102.2
4.	Carson Wentz (2017).....	101.9
5.	Michael Vick (2010).....	100.2

### LONGEST PASSING PLAYS

Rk	Player	Yds
1.	Ron Jaworski to Mike Quick (11/10/1985 vs. Falcons).....	99t
2.	Randall Cunningham to Fred Barnett (12/2/1990 at Bills).....	95t
3.	Randall Cunningham to Herschel Walker (9/4/1994 at Giants).....	93
4.	King Hill to Ben Hawkins (9/22/1968 vs. Giants).....	92t
5t.	Jalen Hurts to Quez Watkins (9/19/21 vs. 49ers).....	91
	Michael Vick to DeSean Jackson (12/12/2010 at Cowboys).....	91t
	Donovan McNabb to Terrell Owens (10/30/2005 at Broncos).....	91t
	Norm Van Brocklin to T. McDonald (10/5/1958 vs. Giants).....	91t
9t.	Donovan McNabb to Hank Baskett (9/7/2008 vs. Rams).....	90t
	Ron Jaworski to Mike Quick (10/28/1984 vs. Cardinals).....	90t

NFL Record (tied)

### MOST CONSECUTIVE COMPLETIONS

Rk	Player	Cmp
1.	Nick Foles (12/30/18 at Washington).....	25
2.	Donovan McNabb (Last 10: 11/28/04 at Giants, First 14: 12/5/04 vs. Packers).....	24
3.	Donovan McNabb (9/23/07 vs. Lions).....	18
4t.	Carson Wentz (12/15/19 at Washington).....	15
	Carson Wentz (10/21/18 vs. Panthers).....	15
	Donovan McNabb (9/21/08 vs. Steelers).....	15

NFL Record (tied) Most consecutive completions to start a game by Eagles QB

## MOST PASSING YARDS

Rk	Player	Yds
1.	Nick Foles (12/23/18 vs. Texans).....	471
2.	Donovan McNabb (12/5/04 vs. Packers).....	464
3.	Donovan McNabb (11/15/09 at Chargers).....	450
4.	Randall Cunningham (9/17/89 at Washington).....	447
5.	Bobby Thomason (11/8/53 vs. Giants).....	437
6.	Sonny Jurgensen (10/29/61 at Washington).....	436
7t.	Nick Foles (12/15/13 at Vikings).....	428
	Michael Vick (9/15/13 vs. Chargers).....	428
9.	Sonny Jurgensen (12/16/62 at Cardinals).....	419
10.	Michael Vick (10/2/11 vs. 49ers).....	416
11.	Nick Foles (10/26/14 at Cardinals).....	411
12.	Nick Foles (11/3/13 at Raiders).....	406
13.	Sonny Jurgensen (12/17/61 at Lions).....	403
14.	Randall Cunningham (10/2/89 at Bears).....	401
15.	Vince Young (11/27/11 vs. Patriots).....	400

## MOST ATTEMPTS

Rk	Player	Att
1t.	Nick Foles (10/26/14 at Cardinals).....	62
	Randall Cunningham (10/2/89 at Bears).....	62
3.	Carson Wentz (12/4/16 at Bengals).....	60
4.	Donovan McNabb (11/16/08 at Bengals).....	58
5.	Sonny Jurgensen (9/23/62 vs. Giants).....	57

## MOST COMPLETIONS

Rk	Player	Cmp
1t.	Sam Bradford (12/26/15 vs. Washington).....	37
	Mark Sanchez (12/20/14 at Washington).....	37
3t.	Carson Wentz (12/4/16 at Bengals).....	36
	Sam Bradford (9/14/15 at Falcons).....	36
	Nick Foles (10/26/14 at Cardinals).....	36

## COMPLETION PERCENTAGE

Rk	Player	Pct
1.	Nick Foles (12/30/18 at Washington).....	84.9
2.	Nick Foles (12/22/13 vs. Bears).....	84.0
3.	Rodney Peete (9/15/96 vs. Lions).....	83.3
4t.	Nate Sudfeld (12/31/17 vs. Cowboys).....	82.6
	Jeff Garcia (11/26/06 at Colts).....	82.6

## YARDS PER ATTEMPT

Rk	Player	Y/A
1.	Sonny Jurgensen (11/25/62 vs. Cowboys).....	16.3
2.	Sonny Jurgensen (11/26/61 vs. Cowboys).....	15.3
3.	Donovan McNabb (9/23/07 vs. Lions).....	14.7
4.	Nick Foles (11/3/13 at Raiders).....	14.5
5.	Randall Cunningham (10/24/94 vs. Texans).....	12.9

## MOST INTERCEPTIONS

Rk	Player	INT
1t.	Pete Liske (9/26/71 vs. Cowboys).....	6
	Bobby Thomason (10/21/56 vs. Cardinals).....	6

## PASSER RATING

Rk	Player	Rate
1t.	Nick Foles (11/3/13 at Raiders).....	158.3
	Donovan McNabb (9/23/07 vs. Lions).....	158.3
3.	Donovan McNabb (10/11/09 vs. Buccaneers).....	157.2
4.	Randall Cunningham (9/13/92 at Cardinals).....	156.6
5.	Donovan McNabb (9/18/05 vs. 49ers).....	155.4

## MOST TOUCHDOWNS

Rk	Player	TD
1t.	Nick Foles (11/3/13 at Raiders).....	7
	Adrian Burk (10/17/54 at Washington).....	7
3t.	Donovan McNabb (9/18/05 vs. 49ers).....	5
	Donovan McNabb (12/5/04 vs. Packers).....	5
	Randall Cunningham (9/17/89 at Washington).....	5
	Norm Snead (9/28/69 vs. Steelers).....	5
	Sonny Jurgensen (12/16/62 at Cardinals).....	5
	Sonny Jurgensen (11/26/61 vs. Cowboys).....	5
	Adrian Burk (11/28/54 vs. Washington).....	5

NFL Record (tied)

## 400+ PASSING YARDS

### 400+ YARD PASSING GAMES, Career

Rk	Player	Total
1.	Nick Foles (2012-14, '17-18).....	4
2t.	Michael Vick (2009-13).....	3
	Randall Cunningham (1985-95).....	3
	Sonny Jurgensen (1957-63).....	3
5.	Donovan McNabb (1999-2009).....	2

\*Includes playoff games\*

### 400+ YARD PASSING GAMES, Season

Rk	Player	Total
1t.	Nick Foles (2013).....	2
	Randall Cunningham (1989).....	2
	Sonny Jurgensen (1961).....	2

\*Regular season only\*

## 300+ PASSING YARDS

### 300+ YARD PASSING GAMES, Career

Rk	Player	Total
1.	Donovan McNabb (1999-2009).....	30
2.	Carson Wentz (2016-20).....	19
3.	Randall Cunningham (1985-95).....	13
4t.	Nick Foles (2012-14, '17-18).....	12
	Ron Jaworski (1977-86).....	12

\*Includes playoff games\*

### 300+ YARD PASSING GAMES, Season

Rk	Player	Total
1t.	Carson Wentz (2019).....	5
	Carson Wentz (2018).....	5
	Sam Bradford (2015).....	5
	Donovan McNabb (2004).....	5
	Sonny Jurgensen (1961).....	5

\*Regular season only\*

## CONSECUTIVE 300+ YARD PASSING GAMES

Rk	Player	Total
1t.	Sam Bradford (2015).....	3
	Nick Foles (2014).....	3
	Mark Sanchez (2014).....	3
	Michael Vick (2011-12).....	3
	Donovan McNabb (2005).....	3

\*Regular season only\*

## 300+ YARD PASSING GAMES (TDs / INTs)

10/03/21 ..... Jalen Hurts vs. Chiefs (L) .....	387 (2/0)	09/20/09 ..... Kevin Kolb vs. Saints (L) - first NFL start.....	391 (2/3)
09/27/21 ..... Jalen Hurts at Cowboys (L) .....	326 (2/2)	01/18/09 ..... Donovan McNabb at Cardinals (L) .....	375 (3/1)
12/27/20 ..... Jalen Hurts at Cowboys (L) .....	342 (1/2)	01/04/09 ..... Donovan McNabb at Vikings (W) .....	300 (1/1)
12/20/20 ..... Jalen Hurts at Cardinals (L) .....	338 (3/0)	11/16/08 ..... Donovan McNabb at Bengals (T) .....	339 (1/3)
10/22/20 ..... Carson Wentz vs. Giants (W) .....	359 (2/1)	11/02/08 ..... Donovan McNabb at Seahawks (W) .....	349 (2/1)
12/22/19 ..... Carson Wentz vs. Cowboys (W) .....	319 (1/0)	09/07/08 ..... Donovan McNabb vs. Rams (W) .....	361 (3/0)
12/09/19 ..... Carson Wentz vs. Giants (W) .....	325 (2/0)	12/30/07 ..... Donovan McNabb vs. Bills (W) .....	345 (1/1)
12/01/19 ..... Carson Wentz at Dolphins (L) .....	310 (3/1)	11/25/07 ..... A.J. Feeley at Patriots (L) .....	345 (3/3)
10/13/19 ..... Carson Wentz at Vikings (L) .....	306 (2/1)	10/28/07 ..... Donovan McNabb at Vikings (W) .....	333 (1/0)
09/08/19 ..... Carson Wentz vs. Washington (W) .....	313 (3/0)	09/23/07 ..... Donovan McNabb vs. Lions (W) .....	381 (4/0)
12/23/18 ..... Nick Foles vs. Texans (W) .....	471 (4/1)	12/31/06 ..... A.J. Feeley vs. Falcons (W) .....	321 (3/0)
12/03/18 ..... Carson Wentz vs. Washington (W) .....	306 (2/1)	12/04/06 ..... Jeff Garcia vs. Panthers (W) .....	312 (3/0)
11/11/18 ..... Carson Wentz vs. Cowboys (L) .....	360 (2/1)	10/22/06 ..... Donovan McNabb at Buccaneers (L) .....	302 (3/3)
10/21/18 ..... Carson Wentz vs. Panthers (L) .....	310 (2/0)	10/08/06 ..... Donovan McNabb vs. Cowboys (W) .....	354 (2/0)
10/07/18 ..... Carson Wentz vs. Vikings (L) .....	311 (2/0)	09/17/06 ..... Donovan McNabb vs. Giants (L) .....	350 (2/0)
09/30/18 ..... Carson Wentz at Titans (L) .....	348 (2/0)	09/10/06 ..... Donovan McNabb at Texans (W) .....	314 (3/1)
09/16/18 ..... Nick Foles at Buccaneers (L) .....	334 (1/0)	11/06/05 ..... Donovan McNabb at Washington (L) .....	304 (1/1)
02/04/18 ..... Nick Foles at Patriots (W) .....	373 (3/1)	10/02/05 ..... Donovan McNabb at Chiefs (W) .....	369 (3/1)
01/21/18 ..... Nick Foles vs. Vikings (W) .....	352 (3/0)	09/25/05 ..... Donovan McNabb vs. Raiders (W) .....	365 (2/1)
12/03/17 ..... Carson Wentz at Seahawks (L) .....	348 (1/1)	09/18/05 ..... Donovan McNabb vs. 49ers (W) .....	342 (5/0)
10/08/17 ..... Carson Wentz vs. Cardinals (W) .....	304 (4/1)	02/06/05 ..... Donovan McNabb vs. Patriots (L) .....	357 (3/3)
09/17/17 ..... Carson Wentz at Chiefs (L) .....	333 (2/1)	12/05/04 ..... Donovan McNabb vs. Packers (W) .....	464 (5/0)
09/10/17 ..... Carson Wentz at Washington (W) .....	307 (2/1)	11/15/04 ..... Donovan McNabb at Cowboys (W) .....	345 (4/0)
12/11/16 ..... Carson Wentz* vs. Washington (L) .....	314 (1/1)	10/24/04 ..... Donovan McNabb at Browns (W) .....	376 (4/1)
12/04/16 ..... Carson Wentz* at Bengals (L) .....	308 (1/3)	09/26/04 ..... Donovan McNabb at Lions (W) .....	356 (2/0)
11/06/16 ..... Carson Wentz* at Giants (L) .....	364 (0/2)	09/12/04 ..... Donovan McNabb vs. Giants (W) .....	330 (4/0)
09/25/16 ..... Carson Wentz* vs. Steelers (W) .....	301 (2/0)	11/16/03 ..... Donovan McNabb vs. Giants (W) .....	314 (2/0)
01/03/16 ..... Sam Bradford at Giants (W) .....	320 (2/1)	11/02/03 ..... Donovan McNabb at Falcons (W) .....	312 (1/0)
12/26/15 ..... Sam Bradford vs. Washington (L) .....	380 (1/0)	09/09/01 ..... Donovan McNabb vs. Rams (L) .....	312 (2/1)
12/20/15 ..... Sam Bradford vs. Cardinals (L) .....	361 (2/2)	12/10/00 ..... Donovan McNabb at Browns (W) .....	390 (4/0)
10/11/15 ..... Sam Bradford vs. Saints (W) .....	333 (2/2)	10/01/00 ..... Donovan McNabb vs. Falcons (W) .....	311 (2/1)
09/14/15 ..... Sam Bradford at Falcons (L) .....	336 (1/2)	11/30/97 ..... Bobby Hoyer vs. Bengals (W) .....	313 (4/1)
12/20/14 ..... Mark Sanchez at Washington (L) .....	374 (2/1)	11/24/96 ..... Ty Detmer at Cardinals (L) .....	322 (0/1)
11/23/14 ..... Mark Sanchez vs. Titans (W) .....	307 (1/2)	11/10/96 ..... Ty Detmer vs. Bills (L) .....	315 (2/1)
11/16/14 ..... Mark Sanchez at Packers (L) .....	346 (2/2)	10/27/96 ..... Ty Detmer vs. Panthers (W) .....	342 (1/1)
11/10/14 ..... Mark Sanchez vs. Panthers (W) .....	332 (2/0)	12/24/94 ..... Bubba Brister at Bengals (L) .....	325 (1/0)
10/26/14 ..... Nick Foles at Cardinals (L) .....	411 (2/2)	12/04/94 ..... Randall Cunningham vs. Cowboys (L) .....	327 (2/1)
09/21/14 ..... Nick Foles vs. Washington (W) .....	325 (3/0)	10/24/94 ..... Randall Cunningham vs. Oilers (W) .....	310 (2/1)
09/15/14 ..... Nick Foles at Colts (W) .....	331 (1/1)	09/12/94 ..... Randall Cunningham vs. Bears (W) .....	311 (3/0)
09/07/14 ..... Nick Foles vs. Jaguars (W) .....	322 (2/1)	09/04/94 ..... Randall Cunningham at Giants (L) .....	344 (2/0)
12/15/13 ..... Nick Foles at Vikings (L) .....	428 (3/1)	01/03/94 ..... Bubba Brister at 49ers (W) .....	350 (3/1)
11/03/13 ..... Nick Foles at Raiders (W) .....	406 (7/0)	09/19/93 ..... Randall Cunningham vs. Washington (W) .....	360 (3/2)
09/15/13 ..... Michael Vick vs. Chargers (L) .....	428 (2/0)	12/13/92 ..... Randall Cunningham at Seahawks (W) .....	365 (0/1)
12/23/12 ..... Nick Foles* vs. Washington (L) .....	345 (1/1)	11/10/91 ..... Jim McMahon at Browns (W) .....	341 (3/1)
12/09/12 ..... Nick Foles* at Buccaneers (W) .....	381 (2/0)	12/18/89 ..... Randall Cunningham at Saints (L) .....	306 (2/2)
10/14/12 ..... Michael Vick vs. Lions (L) .....	311 (2/2)	10/02/89 ..... Randall Cunningham at Bears (L) .....	401 (1/4)
09/16/12 ..... Michael Vick vs. Ravens (W) .....	371 (1/2)	09/17/89 ..... Randall Cunningham at Washington (W) .....	447 (5/1)
09/09/12 ..... Michael Vick at Browns (W) .....	317 (2/4)	12/31/88 ..... Randall Cunningham at Bears (L) .....	407 (0/3)
01/01/12 ..... Michael Vick vs. Washington (W) .....	335 (3/1)	11/06/88 ..... Randall Cunningham vs. Rams (W) .....	323 (3/0)
11/27/11 ..... Vince Young vs. Patriots (L) .....	400 (1/1)	10/10/88 ..... Randall Cunningham vs. Giants (W) .....	369 (3/0)
10/09/11 ..... Michael Vick at Bills (L) .....	315 (2/4)	11/29/87 ..... Randall Cunningham at Patriots (W) .....	314 (2/1)
10/02/11 ..... Michael Vick vs. 49ers (L) .....	416 (2/1)	10/11/87 ..... Scott Tinsley at Cowboys (L) .....	338 (3/0)
12/02/10 ..... Michael Vick vs. Texans (W) .....	302 (2/1)	12/15/85 ..... Ron Jaworski at Chargers (L) .....	334 (1/3)
11/28/10 ..... Michael Vick at Bears (L) .....	333 (2/1)	12/01/85 ..... Ron Jaworski vs. Vikings (L) .....	320 (2/1)
11/15/10 ..... Michael Vick at Washington (W) .....	333 (4/0)	11/03/85 ..... Ron Jaworski at 49ers (L) .....	394 (1/3)
10/17/10 ..... Kevin Kolb vs. Falcons (W) .....	326 (3/1)	10/20/85 ..... Ron Jaworski vs. Cowboys (W) .....	380 (1/0)
12/27/09 ..... Donovan McNabb vs. Broncos (W) .....	322 (3/1)	12/16/84 ..... Joe Pisarcik at Falcons (L) .....	334 (1/0)
12/20/09 ..... Donovan McNabb vs. 49ers (W) .....	306 (1/2)	10/28/84 ..... Ron Jaworski vs. Cardinals (L) .....	340 (2/3)
11/15/09 ..... Donovan McNabb at Chargers (L) .....	450 (2/1)	11/27/83 ..... Ron Jaworski at Washington (L) .....	333 (3/1)
09/27/09 ..... Kevin Kolb vs. Chiefs (W) .....	327 (2/0)	09/11/83 ..... Ron Jaworski vs. Washington (L) .....	326 (1/2)



## 300+ YARD PASSING GAMES (TDs / INTs)

09/19/82	Ron Jaworski at Browns (W)	334 (2/1)
09/12/82	Ron Jaworski vs. Washington (L)	371 (2/0)
10/18/81	Ron Jaworski at Vikings (L)	330 (2/2)
12/21/80	Ron Jaworski at Cowboys (L)	331 (1/0)
11/09/80	Ron Jaworski at Saints (W)	323 (3/0)
12/16/73	Roman Gabriel at Washington (L)	302 (1/1)
12/02/73	Roman Gabriel at 49ers (L)	322 (2/1)
10/14/73	Roman Gabriel at Cardinals (W)	379 (3/0)
09/19/71	Pete Liske at Bengals (L)	301 (2/3)
09/28/69	Norm Snead vs. Steelers (W)	335 (5/1)
11/19/67	Norm Snead vs. Saints (W)	309 (4/2)
10/22/67	Norm Snead at Cardinals (L)	321 (2/2)
09/17/67	Norm Snead vs. Washington (W)	301 (2/0)
12/05/65	Norm Snead vs. Cowboys (L)	320 (0/1)
11/14/65	Norm Snead vs. Washington (W)	311 (0/1)
11/07/65	Norm Snead at Browns (L)	362 (3/2)
10/17/65	King Hill at Giants (L)	321 (3/4)
12/13/64	Norm Snead at Cardinals (L)	301 (3/2)
10/13/63	Sonny Jurgensen at Washington (W)	315 (4/2)
09/15/63	Sonny Jurgensen vs. Steelers (T)	322 (3/2)
12/16/62	Sonny Jurgensen at Cardinals (L)	419 (5/3)
11/25/62	Sonny Jurgensen vs. Cowboys (W)	342 (1/2)
09/23/62	Sonny Jurgensen vs. Giants (L)	396 (1/3)
12/17/61	Sonny Jurgensen at Lions (W)	403 (3/2)
12/10/61	Sonny Jurgensen vs. Giants (L)	367 (3/2)
11/26/61	Sonny Jurgensen vs. Cowboys (W)	351 (5/2)
10/29/61	Sonny Jurgensen at Washington (W)	436 (3/2)
10/01/61	Sonny Jurgensen vs. Cardinals (L)	399 (3/2)
11/16/58	Norm Van Brocklin vs. Cardinals (W)	318 (2/1)
10/01/55	Bobby Thomason vs. Washington (L)	349 (4/0)
11/28/54	Adrian Burk vs. Washington (W)	345 (5/1)
12/13/53	Bobby Thomason vs. Browns (W)	331 (3/0)
11/15/53	Bobby Thomason vs. Colts (W)	329 (3/5)
11/08/53	Bobby Thomason vs. Giants (W)	437 (4/1)
12/01/40	Davey O'Brien at Washington (L)	316 (1/0)

\* Rookie | *Playoff Game*



DONOVAN McNABB



CARSON WENTZ

# RUSHING RECORDS CAREER

GO  
BIRDS

## MOST RUSHING YARDS

Rk	Player	G	Att	Yds	Avg	Lg	TD
1.	LeSean McCoy (2009-14)	90	1,461	6,792	4.6	66t	44
2.	Wilbert Montgomery (1977-84)	100	1,465	6,538	4.5	90t	45
3.	Brian Westbrook (2002-09)	107	1,308	5,995	4.6	71t	37
4.	Steve Van Buren (1944-51)	83	1,320	5,860	4.4	70t	69
5.	Duce Staley (1997-2003)	98	1,200	4,807	4.0	64t	22
6.	Randall Cunningham (QB) (1985-95)	122	677	4,482	6.6	52t	32
7.	Ricky Watters (1995-97)	48	975	3,794	3.9	57	31
8.	Timmy Brown (1960-67)	96	850	3,703	4.4	61t	29
9.	Tom Woodeshick (1963-71)	111	831	3,563	4.3	57t	21
10.	Donovan McNabb (QB) (1999-2009)	148	573	3,249	5.7	54	28
11.	Tom Sullivan (1972-77)	80	871	3,135	3.6	37	17
12.	Clarence Peaks (1957-63)	83	786	2,927	3.7	57	19
13.	Keith Byars (1986-92)	105	750	2,672	3.6	52	17
14.	Billy Barnes (1957-61)	60	689	2,391	3.5	70t	20
15.	Herschel Walker (1992-94)	48	554	2,344	4.2	91t	14
16.	Anthony Toney (FB) (1986-90)	67	639	2,294	3.6	44	14
17.	Charlie Garner (1994-98)	66	495	2,261	4.6	55t	17
18.	Correll Buckhalter (2001-08)	74	476	2,155	4.5	64t	18
19.	Heath Sherman (1989-93)	76	537	2,130	4.0	37	10
20.	Michael Vick (QB) (2009-13)	54	298	1,998	6.7	61	15

## ATTEMPTS

Rk	Player	Att
1.	Wilbert Montgomery (1977-84)	1,465
2.	LeSean McCoy (2009-14)	1,461
3.	Steve Van Buren (1944-51)	1,320
4.	Brian Westbrook (2002-09)	1,308
5.	Duce Staley (1997-2003)	1,200
6.	Ricky Watters (1995-97)	975
7.	Tom Sullivan (1972-77)	871
8.	Timmy Brown (1960-67)	850
9.	Tom Woodeshick (1963-71)	831
10.	Clarence Peaks (1957-63)	786

## RUSHING AVERAGE

Rk	Player	Avg
1.	Randall Cunningham (QB) (1985-95)	6.6
2.	Donovan McNabb (QB) (1999-2009)	5.7
3.	<b>Miles Sanders (2019-)</b>	<b>4.9</b>
4.	LeSean McCoy (2009-14)	4.7
5t.	Brian Westbrook (2002-09)	4.6
	Charlie Garner (1994-98)	4.6
7t.	Correll Buckhalter (2001-08)	4.5
	Wilbert Montgomery (1977-84)	4.5
9t.	Steve Van Buren (1944-51)	4.4
	Timmy Brown (1960-67)	4.4

## TOUCHDOWNS

Rk	Player	TD
1.	Steve Van Buren (1944-51)	69
2.	Wilbert Montgomery (1977-84)	45
3.	LeSean McCoy (2009-14)	44
4.	Brian Westbrook (2002-09)	37
5.	Randall Cunningham (QB) (1985-95)	32
6.	Ricky Watters (1995-97)	31
7.	Timmy Brown (1960-67)	29
8.	Donovan McNabb (QB) (1999-2009)	28
9.	Duce Staley (1997-2003)	22
10.	Tom Woodeshick (1963-71)	21



LESEAN MCCOY



STEVE VAN BUREN



# RUSHING RECORDS SEASON

GO  
BIRDS

## MOST RUSHING YARDS

Rk	Player	Att	Yds	Avg	Lg	TD
1.	LeSean McCoy (2013)	<b>314</b>	<b>1,607</b>	5.1	57t	9
2.	Wilbert Montgomery (1979)	338	1,512	4.5	62t	9
3.	Ricky Watters (1996)	<b>353</b>	1,411	4.0	56t	13
4.	Wilbert Montgomery (1981)	286	1,402	<u>4.9</u>	41	8
5.	Brian Westbrook (2007)	278	1,333	4.8	36	7
6.	LeSean McCoy (2014)	312	1,319	4.2	53	5
7.	LeSean McCoy (2011)	273	1,309	4.8	60	<b>17</b>
8t.	Duce Staley (1999)	325	1,273	3.9	29	4
	Ricky Watters (1995)	337	1,273	3.8	57	11
10.	Wilbert Montgomery (1978)	259	1,220	<u>4.7</u>	47	9
11.	Brian Westbrook (2006)	240	1,217	5.1	71t	7
12.	Steve Van Buren (1949)	<b>263</b>	<b>1,146</b>	4.4	41	<b>11</b>
13.	Ricky Watters (1997)	285	1,110	3.9	28	7
14.	LeSean McCoy (2010)	207	1,080	<u>5.2</u>	62	7
15.	Herschel Walker (1992)	267	1,070	4.0	38	8
16.	Duce Staley (1998)	258	1,065	4.1	64t	5
17.	Duce Staley (2002)	269	1,029	3.8	57	5
18.	Earnest Jackson (1985)	282	1,028	3.6	59	5
19.	Steve Van Buren (1947)	<b>217</b>	<b>1,008</b>	4.6	45	<b>13</b>

Led NFL Led Conference

## ATTEMPTS

Rk	Player	Att
1.	Ricky Watters (1996).....	353
2.	Wilbert Montgomery (1979).....	338
3.	Ricky Watters (1995).....	337
4.	Duce Staley (1999).....	325
5.	LeSean McCoy (2013).....	314

## TOUCHDOWNS

Rk	Player	TD
1.	LeSean McCoy (2011).....	17
2.	Steve Van Buren (1945).....	15
3t.	Ricky Watters (1996).....	13
	Steve Van Buren (1947).....	13
5t.	Ricky Watters (1995).....	11
	Tom Sullivan (1974).....	11
	Steve Van Buren (1949).....	11
8.	Steve Van Buren (1948).....	10

## LONGEST RUSHING PLAYS

Rk	Player	Yds
1.	Herschel Walker (11/27/94 at Falcons).....	91t
2.	Wilbert Montgomery (12/19/82 vs. Oilers).....	90t
3.	Brian Mitchell (10/1/00 vs. Falcons).....	85t
4.	<b>Miles Sanders (12/13/20 vs. Saints).....</b>	<b>82t</b>
5.	Swede Hanson (9/16/34 at Packers).....	81t
6.	Leroy Harris (11/25/79 at Packers).....	80
7.	Bosh Pritchard (10/23/49 vs. Washington).....	77t
8t.	<b>Miles Sanders (10/18/20 vs. Ravens).....</b>	<b>74</b>
	<b>Miles Sanders (10/11/20 at Steelers).....</b>	<b>74t</b>
	Herman Hunter (11/24/85 at Cowboys).....	74t

## MOST CONSECUTIVE GAMES WITH RUSHING TD

Rk	Player	Games
1.	Steve Van Buren (1947).....	8
2.	Ricky Watters (1995).....	6
3t.	LeSean McCoy (2011).....	5
	Steve Van Buren (1948).....	5
5t.	Many times, last: Michael Vick (2010).....	4



WILBERT MONTGOMERY



RICKY WATTERS

# RUSHING RECORDS GAME

GO  
BIRDS

## MOST RUSHING YARDS

Rk	Player	Yds
1.	LeSean McCoy (12/8/13 vs. Lions).....	217
2.	Steve Van Buren (11/27/49 vs. Steelers).....	205
3.	Duce Staley (9/3/00 at Cowboys).....	201
4.	Wilbert Montgomery (11/4/79 vs. Browns).....	197
5.	Steve Van Buren (12/18/49 at Rams).....	196
6.	Wilbert Montgomery (1/11/81 vs. Cowboys).....	194
7.	Swede Hanson (11/6/34 vs. Reds).....	190
8.	Timmy Brown (11/7/65 at Browns).....	186
9.	LeSean McCoy (10/30/11 vs. Cowboys).....	185
10.	LeSean McCoy (9/9/13 at Washington).....	184

## MOST ATTEMPTS

Rk	Player	Att
1t.	Heath Sherman (10/6/91 at Buccaneers).....	35
	Heath Sherman (11/12/90 vs. Washington).....	35
	Steve Van Buren (11/20/49 vs. Bulldogs).....	35
4.	Earnest Jackson (11/17/85 at Cardinals).....	34
5t.	Brian Westbrook (12/7/08 at Giants).....	33
	Ricky Watters (12/10/95 vs. Cowboys).....	33
	Steve Van Buren (10/3/49 at Lions).....	33


## MOST TOUCHDOWNS

Rk	Player	TD
1t.	Boston Scott (12/29/19 at Giants).....	3
	LeSean McCoy (12/18/11 vs. Jets).....	3
	LeSean McCoy (9/19/10 at Lions).....	3
	Charlie Garner (10/8/95 vs. Washington).....	3
	Wilbert Montgomery (12/19/82 vs. Oilers).....	3
	Wilbert Montgomery (10/7/79 vs. Washington).....	3
	Wilbert Montgomery (9/10/78 at Washington).....	3
	Tom Sullivan (10/13/74 vs. Giants).....	3
	Clarence Peaks (11/16/58 vs. Cardinals).....	3
	Steve Van Buren (10/17/48 at Washington).....	3
	Steve Van Buren (12/14/47 vs. Packers).....	3
	Steve Van Buren (12/9/45 vs. Yanks).....	3

## 200+ RUSHING YARDS

### 200+ YARD RUSHING GAMES, Career

Rk	Player	Total
1t.	LeSean McCoy (2009-14).....	1
	Duce Staley (1997-2003).....	1
	Steve Van Buren (1944-51).....	1



BRIAN WESTBROOK



DUCE STALEY

## 100+ RUSHING YARDS

### 100+ YARD RUSHING GAMES, Career

Rk	Player	Total
1.	Wilbert Montgomery (1977-84).....	26
2.	LeSean McCoy (2009-14).....	23
3.	Brian Westbrook (2002-09).....	20
4.	Steve Van Buren (1944-51).....	19
5.	Duce Staley (1997-2003).....	13

\*Includes playoff games\*

### 100+ YARD RUSHING GAMES, Season

Rk	Player	Total
1.	Wilbert Montgomery (1981).....	8
2t.	LeSean McCoy (2013).....	7
	Wilbert Montgomery (1979).....	7
4t.	LeSean McCoy (2011).....	6
	Brian Westbrook (2007).....	6
	Brian Westbrook (2006).....	6
	Ricky Watters (1996).....	6
	Wilbert Montgomery (1978).....	6

\*Regular season only\*

### CONSECUTIVE 100+ YARD RUSHING GAMES

Rk	Player	Total
1.	Steve Van Buren (1948).....	4
2t.	Brian Westbrook (2006).....	3
	Wilbert Montgomery (1981).....	3
	Wilbert Montgomery (1979).....	3
	Wilbert Montgomery (1978).....	3

\*Regular season only\*



## 100+ YARD RUSHING GAMES (TDs)

12/13/20..... Jalen Hurts* (QB) vs. Saints (W).....	106 (0)	01/11/04..... Donovan McNabb (QB) vs. Packers (W).....	107 (0)
..... Miles Sanders vs. Saints (W).....	115 (2)	12/07/03..... Correll Buckhalter vs. Cowboys (W).....	115 (1)
10/18/20..... Miles Sanders vs. Ravens (L).....	118 (0)	10/26/03..... Correll Buckhalter vs. Jets (W).....	100 (2)
12/15/19..... Miles Sanders* at Washington (W).....	122 (1)	12/08/02..... Duce Staley at Seahawks (W).....	100 (1)
10/01/17..... LeGarrette Blount at Chargers (W).....	136 (0)	11/17/02..... Duce Staley vs. Cardinals (W).....	135 (0)
12/18/16..... Ryan Mathews at Ravens (L).....	128 (1)	10/28/02..... Donovan McNabb (QB) vs. Giants (W).....	107 (1)
11/13/16..... Ryan Mathews vs. Falcons (W).....	109 (2)	..... Duce Staley vs. Giants (W).....	126 (0)
10/19/15..... DeMarco Murray vs. Giants (W).....	112 (1)	10/20/02..... Duce Staley vs. Buccaneers (W).....	152 (0)
09/27/15..... Ryan Mathews at Jets (W).....	108 (0)	10/06/02..... Donovan McNabb (QB) at Jaguars (L).....	100 (1)
11/27/14..... LeSean McCoy at Cowboys (W).....	159 (1)	11/18/01..... Duce Staley at Cowboys (W).....	102 (0)
11/23/14..... LeSean McCoy vs. Titans (W).....	130 (1)	11/11/01..... Duce Staley vs. Vikings (W).....	146 (1)
11/02/14..... LeSean McCoy at Texans (W).....	117 (0)	10/07/01..... Correll Buckhalter* vs. Cardinals (L).....	134 (0)
10/12/14..... LeSean McCoy vs. Giants (W).....	149 (0)	11/26/00..... Donovan McNabb (QB) at Washington (W).....	125 (1)
12/29/13..... LeSean McCoy at Cowboys (W).....	131 (0)	10/01/00..... Brian Mitchell vs. Falcons (W).....	105 (1)
12/22/13..... Bryce Brown vs. Bears (W).....	115 (1)	09/03/00..... Duce Staley at Cowboys (W).....	201 (1)
..... LeSean McCoy vs. Bears (W).....	133 (2)	11/14/99..... Duce Staley vs. Washington (W).....	122 (1)
12/08/13..... LeSean McCoy vs. Lions (W).....	217 (2)	11/07/99..... Duce Staley at Panthers (L).....	140 (1)
11/10/13..... LeSean McCoy at Packers (W).....	155 (0)	10/17/99..... Duce Staley at Bears (W).....	101 (0)
10/13/13..... LeSean McCoy at Buccaneers (W).....	116 (0)	10/10/99..... Duce Staley vs. Cowboys (W).....	110 (0)
09/19/13..... LeSean McCoy vs. Chiefs (L).....	158 (1)	09/12/99..... Duce Staley vs. Cardinals (L).....	111 (1)
09/09/13..... LeSean McCoy at Washington (W).....	184 (1)	12/13/98..... Duce Staley vs. Cardinals (L).....	141 (1)
12/02/12..... Bryce Brown* at Cowboys (L).....	169 (2)	11/08/98..... Charlie Garner vs. Lions (W).....	129 (1)
11/26/12..... Bryce Brown* vs. Panthers (L).....	178 (2)	12/21/97..... Charlie Garner at Washington (L).....	115 (2)
11/05/12..... LeSean McCoy at Saints (L).....	119 (0)	10/05/97..... Ricky Watters vs. Washington (W).....	104 (2)
09/30/12..... LeSean McCoy vs. Giants (W).....	123 (0)	09/15/97..... Ricky Watters at Cowboys (L).....	106 (0)
09/09/12..... LeSean McCoy at Browns (W).....	110 (0)	12/01/96..... Ricky Watters vs. Giants (W).....	104 (0)
12/18/11..... LeSean McCoy vs. Jets (W).....	102 (3)	11/03/96..... Ricky Watters at Cowboys (W).....	116 (1)
11/20/11..... LeSean McCoy at Giants (W).....	113 (0)	10/20/96..... Ricky Watters vs. Dolphins (W).....	173 (1)
10/30/11..... LeSean McCoy vs. Cowboys (W).....	185 (2)	10/13/96..... Ricky Watters at Giants (W).....	110 (0)
10/16/11..... LeSean McCoy at Washington (W).....	126 (1)	09/22/96..... Ricky Watters at Falcons (W).....	121 (2)
09/25/11..... LeSean McCoy vs. Giants (L).....	128 (1)	09/15/96..... Ricky Watters vs. Lions (W).....	153 (1)
09/11/11..... LeSean McCoy at Rams (W).....	122 (1)	12/10/95..... Ricky Watters vs. Cowboys (W).....	112 (1)
12/19/10..... Michael Vick (QB) at Giants (W).....	130 (1)	11/26/95..... Ricky Watters at Washington (W).....	124 (2)
12/12/10..... LeSean McCoy at Cowboys (W).....	149 (0)	10/15/95..... Ricky Watters at Giants (W).....	122 (1)
11/21/10..... LeSean McCoy vs. Giants (W).....	111 (1)	10/08/95..... Charlie Garner vs. Washington (W).....	120 (3)
11/15/10..... Jerome Harrison at Washington (W).....	109 (1)	..... Ricky Watters vs. Washington (W).....	139 (0)
09/19/10..... LeSean McCoy at Lions (W).....	120 (3)	10/09/94..... Charlie Garner* vs. Washington (W).....	122 (0)
09/12/10..... Michael Vick (QB) vs. Packers (L).....	103 (0)	10/02/94..... Charlie Garner* at 49ers (W) - NFL debut.....	111 (2)
12/07/08..... Brian Westbrook at Giants (W).....	131 (1)	01/03/93..... Heath Sherman at Saints (W).....	105 (1)
11/27/08..... Brian Westbrook vs. Cardinals (W).....	110 (2)	12/27/92..... Herschel Walker vs. Giants (W).....	104 (0)
10/26/08..... Brian Westbrook vs. Falcons (W).....	167 (2)	12/13/92..... Herschel Walker at Seahawks (W).....	111 (1)
12/23/07..... Brian Westbrook at Saints (W).....	100 (0)	12/06/92..... Randall Cunningham (QB) vs. Vikings (W).....	121 (2)
12/09/07..... Brian Westbrook vs. Giants (L).....	116 (0)	11/22/92..... Heath Sherman at Giants (W).....	109 (1)
11/18/07..... Brian Westbrook vs. Dolphins (W).....	148 (0)	10/25/92..... Herschel Walker vs. Cardinals (W).....	112 (0)
11/11/07..... Brian Westbrook at Washington (W).....	100 (1)	09/13/92..... Herschel Walker at Cardinals (W).....	115 (0)
10/14/07..... Brian Westbrook at Jets (W).....	120 (0)	09/06/92..... Herschel Walker vs. Saints (W).....	112 (0)
09/30/07..... Correll Buckhalter at Giants (L).....	103 (0)	11/23/90..... Heath Sherman vs. Washington (W).....	124 (0)
09/23/07..... Brian Westbrook vs. Lions (W).....	110 (2)	11/04/90..... Randall Cunningham (QB) vs. Patriots (W).....	124 (1)
01/13/07..... Brian Westbrook at Saints (L).....	116 (2)	..... Heath Sherman vs. Patriots (W).....	113 (0)
01/07/07..... Brian Westbrook vs. Giants (W).....	141 (1)	09/23/90..... Anthony Toney at Rams (W).....	103 (0)
12/25/06..... Brian Westbrook at Cowboys (W).....	122 (0)	12/27/87..... Keith Byars vs. Bills (W).....	102 (0)
11/26/06..... Brian Westbrook at Colts (L).....	124 (1)	11/29/87..... Anthony Toney at Patriots (W).....	123 (1)
11/19/06..... Brian Westbrook vs. Titans (L).....	102 (0)	12/07/86..... Keith Byars* vs. Cardinals (T) (OT).....	127 (0)
11/12/06..... Brian Westbrook vs. Washington (W).....	113 (0)	11/16/86..... Randall Cunningham (QB) vs. Lions (L).....	110 (0)
10/22/06..... Brian Westbrook at Buccaneers (L).....	101 (0)	12/22/85..... Earnest Jackson at Vikings (W).....	106 (2)
09/24/06..... Brian Westbrook at 49ers (W).....	117 (2)	11/17/85..... Earnest Jackson at Cardinals (W).....	162 (1)
12/11/05..... Ryan Moats* vs. Giants (L) (OT).....	114 (2)	10/13/85..... Earnest Jackson vs. Cardinals (W).....	103 (0)
11/27/05..... Brian Westbrook vs. Packers (W).....	120 (1)	12/09/84..... Wilbert Montgomery vs. Patriots (W).....	100 (1)
10/03/04..... Brian Westbrook at Bears (W).....	119 (0)	12/19/82..... Wilbert Montgomery vs. Oilers (W).....	147 (3)
09/12/04..... Brian Westbrook vs. Giants (W).....	119 (0)	12/20/81..... Wilbert Montgomery vs. Cardinals (W).....	108 (1)

## 100+ YARD RUSHING GAMES (TDs)

12/06/81 ..... Wilbert Montgomery at Washington (L)..... 116 (0)	11/22/64 ..... Earl Gros vs. Cardinals (L)..... 103 (0)
11/22/81 ..... Wilbert Montgomery vs. Giants (L)..... 102 (0)	11/15/64 ..... Earl Gros at Cowboys (W)..... 118 (0)
11/15/81 ..... Wilbert Montgomery vs. Colts (W)..... 115 (0)	10/18/64 ..... Ollie Matson at Giants (W)..... 100 (2)
11/08/81 ..... Wilbert Montgomery at Cardinals (W)..... 118 (0)	10/11/64 ..... Timmy Brown at Washington (L)..... 101 (2)
10/25/81 ..... Wilbert Montgomery vs. Buccaneers (W)..... 119 (1)	10/04/64 ..... Timmy Brown vs. Steelers (W)..... 116 (0)
09/17/81 ..... Wilbert Montgomery at Bills (W)..... 125 (0)	Earl Gros vs. Steelers (W)..... 129 (0)
09/13/81 ..... Wilbert Montgomery vs. Patriots (W)..... 137 (0)	11/25/62 ..... Timmy Brown vs. Cowboys (W)..... 107 (2)
01/11/81 ..... <i>Wilbert Montgomery vs. Cowboys (W)..... 194 (1)</i>	10/23/60 ..... Clarence Peaks at Browns (W)..... 102 (0)
09/14/80 ..... Wilbert Montgomery at Vikings (W)..... 169 (2)	11/01/59 ..... Bill Barnes vs. Washington (W)..... 163 (1)
12/02/79 ..... Wilbert Montgomery vs. Lions (W)..... 108 (1)	10/25/59 ..... Bill Barnes at Cardinals (W)..... 111 (2)
11/25/79 ..... Leroy Harris at Packers (W)..... 137 (0)	11/29/53 ..... Don Johnson* at Giants (L)..... 121 (1)
11/18/79 ..... Wilbert Montgomery vs. Cardinals (W)..... 118 (0)	11/15/53 ..... Don Johnson* vs. Colts (W)..... 100 (2)
11/12/79 ..... Wilbert Montgomery at Cowboys (W)..... 127 (1)	12/02/51 ..... Frank Ziegler at Washington (W)..... 136 (0)
11/04/79 ..... Wilbert Montgomery vs. Browns (L)..... 197 (1)	11/19/50 ..... Frank Ziegler vs. Cardinals (L)..... 113 (0)
10/14/79 ..... Wilbert Montgomery at Cardinals (W)..... 117 (1)	11/12/50 ..... Steve Van Buren at Washington (W)..... 108 (1)
10/07/79 ..... Wilbert Montgomery vs. Washington (W)..... 127 (3)	10/15/50 ..... Toy Ledbetter* at Colts (W)..... 107 (1)
09/23/79 ..... Wilbert Montgomery at Giants (W)..... 126 (0)	10/07/50 ..... Frank Ziegler vs. Rams (W)..... 106 (1)
12/17/78 ..... Mike Hogan vs. Giants (W)..... 100 (0)	12/18/49 ..... <i>Steve Van Buren at Rams (W)..... 196 (0)</i>
Wilbert Montgomery vs. Giants (W)..... 130 (2)	11/27/49 ..... Steve Van Buren vs. Steelers (W)..... 205 (0)
12/03/78 ..... Wilbert Montgomery at Vikings (L)..... 115 (1)	11/20/49 ..... Steve Van Buren vs. Bulldogs (W)..... 174 (2)
10/15/78 ..... Wilbert Montgomery vs. Washington (W)..... 125 (1)	10/30/49 ..... Steve Van Buren at Steelers (W)..... 103 (2)
10/01/78 ..... Wilbert Montgomery at Colts (W)..... 144 (1)	10/23/49 ..... Bosh Pritchard vs. Washington (W)..... 128 (1)
09/24/78 ..... Wilbert Montgomery vs. Dolphins (W)..... 111 (0)	10/03/49 ..... Steve Van Buren at Lions (W)..... 135 (2)
09/17/78 ..... Wilbert Montgomery at Saints (W)..... 104 (0)	11/21/48 ..... Steve Van Buren vs. Washington (W)..... 171 (1)
12/18/77 ..... Wilbert Montgomery* vs. Jets (W)..... 103 (2)	11/14/48 ..... Steve Van Buren vs. Yanks (W)..... 137 (0)
10/09/77 ..... Herb Lusk at Giants (W)..... 117 (2)	11/07/48 ..... Steve Van Buren at Giants (W)..... 143 (2)
12/12/76 ..... Mike Hogan* vs. Seahawks (W)..... 104 (0)	10/31/48 ..... Steve Van Buren at Steelers (W)..... 109 (1)
Tom Sullivan vs. Seahawks (W)..... 121 (2)	11/02/47 ..... Steve Van Buren at Washington (W)..... 138 (2)
09/27/76 ..... Mike Hogan* vs. Washington (L) (OT)..... 100 (0)	10/19/47 ..... Steve Van Buren at Steelers (L)..... 133 (0)
11/25/73 ..... Tom Sullivan vs. Giants (W)..... 156 (1)	10/05/47 ..... Steve Van Buren vs. Giants (W)..... 105 (0)
10/07/73 ..... Norm Bulaich at Bills (L)..... 104 (0)	11/24/46 ..... Steve Van Buren vs. Washington (L)..... 130 (0)
Tom Sullivan at Bills (L)..... 155 (0)	12/09/45 ..... Steve Van Buren vs. Yanks (W)..... 100 (3)
09/23/73 ..... Tom Sullivan at Giants (T)..... 100 (1)	12/02/45 ..... Steve Van Buren at Giants (L)..... 100 (2)
12/21/69 ..... Cyril Pinder at 49ers (L)..... 128 (1)	11/18/45 ..... Steve Van Buren vs. Steelers (W)..... 107 (2)
12/07/69 ..... Tom Woodeshick vs. Washington (L)..... 102 (0)	11/11/45 ..... Steve Van Buren vs. Giants (W)..... 129 (2)
11/16/69 ..... Tom Woodeshick vs. Rams (L)..... 130 (1)	11/05/44 ..... Steve Van Buren* at Tigers (W)..... 129 (2)
12/08/68 ..... Tom Woodeshick vs. Saints (W)..... 122 (1)	11/28/43 ..... Jack Hinkle at Washington (W)..... 117 (1)
09/22/68 ..... Tom Woodeshick vs. Giants (L)..... 129 (1)	11/21/43 ..... Jack Hinkle vs. Lions (W)..... 132 (1)
10/29/67 ..... Tom Woodeshick vs. Cowboys (W)..... 101 (1)	11/15/42 ..... Bosh Pritchard* at Dodgers (W)..... 104 (0)
10/08/67 ..... Tom Woodeshick at Falcons (W)..... 129 (1)	09/13/36 ..... Swede Hanson vs. Giants (W)..... 107 (0)
12/18/66 ..... Tom Woodeshick at Washington (W)..... 105 (2)	11/11/34 ..... Swede Hanson vs. Dodgers (L)..... 118 (0)
12/04/66 ..... Jack Concannon (QB) vs. Steelers (W)..... 129 (1)	11/06/34 ..... Swede Hanson vs. Reds (W)..... 190 (2)
10/23/66 ..... Timmy Brown at Giants (W)..... 100 (0)	09/16/34 ..... Swede Hanson at Packers (L)..... 116 (1)
09/18/66 ..... Izzy Lang vs. Falcons (W)..... 114 (1)	
11/28/65 ..... Timmy Brown at Cardinals (W)..... 180 (1)	
11/07/65 ..... Timmy Brown at Browns (L)..... 186 (1)	

\* Rookie | *Playoff Game*

# RECEIVING RECORDS CAREER



## MOST RECEPTIONS

Rk	Player	G	Rec	Yds	Avg	Lg	TD
1.	Harold Carmichael (1971-83)	180	589	8,978	15.2	85t	79
2.	Zach Ertz (TE) (2013-21)	123	579	6,267	10.8	60	38
3.	Pete Retzlaff (TE) (1956-66)	132	452	7,412	16.4	84	47
4.	Brian Westbrook (RB) (2002-09)	107	426	3,790	8.9	62	29
5.	Brent Celek (TE) (2007-17)	175	398	4,998	12.6	73	31
6.	DeSean Jackson (2008-13, '19-20)	95	379	6,512	17.2	91t	35
7.	Pete Pihos (E) (1947-55)	107	373	5,619	15.1	66t	61
8.	Keith Byars (RB) (1986-92)	105	371	3,532	9.5	60	13
9.	Mike Quick (1982-90)	101	363	6,464	17.8	99t	61
10.	Jeremy Maclin (2009-14)	75	343	4,771	13.9	83t	36
11.	Bobby Walston (WR/K) (1951-62)	148	311	5,363	17.2	75t	46
12.	Fred Barnett (1990-95)	81	308	4,634	15.0	95t	28
13.	LeSean McCoy (RB) (2009-14)	90	300	2,282	7.6	70	10
14.	Jason Avant (2006-13)	116	297	3,646	12.3	58	12
15.	Calvin Williams (1990-96)	93	295	3,840	13.0	80t	34
16.	Tommy McDonald (FL) (1957-63)	88	287	5,499	19.2	91t	66
17.	Duce Staley (RB) (1997-2003)	98	275	2,498	9.1	52t	10
18.	Wilbert Montgomery (RB) (1977-84)	100	266	2,447	9.2	53t	12
19.	Ben Hawkins (FL) (1966-73)	102	261	4,764	18.3	92t	32
20.	Jordan Matthews (WR) (2014-16, '18, '19)	62	249	3,006	12.1	78t	21

## RECEIVING YARDS

Rk	Player	Yds
1.	Harold Carmichael (1971-83)	8,978
2.	Pete Retzlaff (E) (1956-66)	7,412
3.	DeSean Jackson (2008-13, '19-20)	6,512
4.	Mike Quick (1982-90)	6,464
5.	Zach Ertz (TE) (2013-21)	6,267
6.	Pete Pihos (E) (1947-55)	5,619
7.	Tommy McDonald (FL) (1957-63)	5,499
8.	Bobby Walston (WR/K) (1951-62)	5,363
9.	Brent Celek (TE) (2007-17)	4,998
10.	Jeremy Maclin (2009-14)	4,771
11.	Ben Hawkins (FL) (1966-73)	4,764
12.	Fred Barnett (1990-95)	4,634
13.	Calvin Williams (1990-96)	3,840
14.	Brian Westbrook (RB) (2002-09)	3,790
15.	Jason Avant (2006-13)	3,646
16.	Keith Byars (RB) (1986-92)	3,532
17.	Harold Jackson (1969-72)	3,493
18.	Charlie Smith (1974-81)	3,349
19.	Timmy Brown (B) (1960-67)	3,346
20.	Irving Fryar (1996-98)	3,067

## RECEIVING AVERAGE

Rk	Player	Avg
1.	Tommy McDonald (FL) (1957-63)	19.2
2.	Ben Hawkins (FL) (1966-73)	18.3
3.	Mike Quick (1982-90)	17.8
4t.	DeSean Jackson (2008-13, '19-20)	17.2
	Bobby Walston (WR/K) (1951-62)	17.2
6.	Pete Retzlaff (E) (1956-66)	16.4
7.	Harold Jackson (1969-72)	16.3
8.	Charlie Smith (1974-81)	15.4
9.	Harold Carmichael (1971-83)	15.2
10.	Pete Pihos (E) (1947-55)	15.1

## TOUCHDOWNS

Rk	Player	TD
1.	Harold Carmichael (1971-83)	79
2.	Tommy McDonald (FL) (1957-63)	66
3t.	Mike Quick (1982-90)	61
	Pete Pihos (E) (1947-55)	61
5.	Pete Retzlaff (E) (1956-66)	47
6.	Bobby Walston (WR/K) (1951-62)	46
7.	Zach Ertz (TE) (2013-21)	38
8.	Jeremy Maclin (2009-14)	36
9.	DeSean Jackson (2008-13, '19-20)	35
10.	Calvin Williams (1990-96)	34

## MOST CONSECUTIVE GAMES WITH RECEIVING TD

Rk	Player	Games
1t.	Mike Quick (1985)	6
	Pete Pihos (1947-48)	6
3t.	5x, last: DeSean Jackson (2009)	5



HAROLD CARMICHAEL



ZACH ERTZ



# RECEIVING RECORDS SEASON



## MOST RECEPTIONS

Rk	Player	Rec	Yds	Avg	Lg	TD
1.	Zach Ertz (TE) (2018)	116	1,163	10.0	34	8
2.	Brian Westbrook (RB) (2007)	90	771	8.6	57t	5
3t.	Zach Ertz (TE) (2019)	88	916	10.4	30	6
	Irving Fryar (1996)	88	1,195	13.6	42	11
5.	Irving Fryar (1997)	86	1,316	15.3	72t	6
6t.	Jordan Matthews (2015)	85	997	11.7	78t	8
	Jeremy Maclin (2014)	85	1,318	15.5	72	10
8.	DeSean Jackson (2013)	82	1,332	16.2	61t	9
9t.	Keith Byars (RB) (1990)	81	819	10.1	54	3
	Keith Jackson (TE) (1988)	81	869	10.7	41	6

Led NFL Led Conference



MIKE QUICK

## RECEIVING YARDS

Rk	Player	Yds
1.	Mike Quick (1983)	1,409
2.	DeSean Jackson (2013)	1,332
3.	Jeremy Maclin (2014)	1,318
4.	Irving Fryar (1997)	1,316
5.	Ben Hawkins (FL) (1967)	1,265
6.	Mike Quick (1985)	1,247
7.	Terrell Owens (2004)	1,200
8.	Irving Fryar (1996)	1,195
9.	Pete Retzlaff (TE) (1965)	1,190
10.	Zach Ertz (TE) (2018)	1,163
11.	DeSean Jackson (2009)	1,156
12.	Tommy McDonald (FL) (1962)	1,146
13.	Tommy McDonald (FL) (1961)	1,144
14.	Fred Barnett (1994)	1,127
15t.	Harold Carmichael (1973)	1,116
	Harold Jackson (1969)	1,116
17.	Kevin Curtis (2007)	1,110
18.	Fred Barnett (1992)	1,083
19.	Harold Carmichael (1978)	1,072
20.	DeSean Jackson (2010)	1,056
21.	Mike Quick (1984)	1,052
22.	Pete Pihos (E) (1953)	1,049
23.	Harold Jackson (1972)	1,048
24.	Harold Carmichael (1981)	1,028

## TOUCHDOWNS

Rk	Player	TD
1.	Terrell Owens (2004)	14
2t.	Mike Quick (1983)	13
	Tommy McDonald (FL) (1961)	13
	Tommy McDonald (FL) (1960)	13
5t.	Irving Fryar (1996)	11
	Cris Carter (1989)	11
	Mike Quick (1987)	11
	Mike Quick (1985)	11
	Harold Carmichael (1979)	11
	Bobby Walston (WR/K) (1954)	11
	Pete Pihos (E) (1948)	11
12t.	Jeremy Maclin (2014)	10
	Jeremy Maclin (2010)	10
	Calvin Williams (1993)	10
	Ben Hawkins (FL) (1967)	10
	Pete Retzlaff (TE) (1965)	10
	Tommy McDonald (FL) (1962)	10
	Tommy McDonald (FL) (1959)	10
	Pete Pihos (E) (1954)	10
	Pete Pihos (E) (1953)	10

## 300-100-100 PERFORMANCES IN SAME GAME

Date	300+ Yard Passer (Yds)	100+ Yard Rusher (Yds)	100+ Yard Receiver (Yds)
9/23/07 vs. Det.	Donovan McNabb (381)	Brian Westbrook (110)	Kevin Curtis (221) Brian Westbrook (111)
10/22/06 at TB	Donovan McNabb (302)	Brian Westbrook (101)	Brian Westbrook (113)
10/1/00 vs. Atl.	Donovan McNabb (311)	Brian Mitchell (105)	Torrance Small (122)
12/13/92 at Sea.	Randall Cunningham (365)	Herschel Walker (111)	Fred Barnett (161)
11/29/87 at NE	Randall Cunningham (314)	Anthony Toney (123)	Mike Quick (121)
11/7/65 at Cle.	Norm Snead (362)	Timmy Brown (186)	Pete Retzlaff (151)
11/25/62 vs. Dal.	Sonny Jurgensen (342)	Timmy Brown (107)	Pete Retzlaff (113)
11/15/53 vs. Bal.	Bobby Thomason (329)	Don Johnson (100)	Tommy McDonald (108) Pete Pihos (118) Bobby Walston (110)



## MOST RECEPTIONS

Rk	Player	Rec
1.	Zach Ertz (TE) (12/20/14 at Washington).....	15
2t.	Zach Ertz (TE) (11/11/18 vs. Cowboys).....	14
	Brian Westbrook (RB) (11/4/07 vs. Cowboys).....	14
	Don Looney (E) (12/1/40 at Washington).....	14
5t.	Zach Ertz (TE) (1/1/17 vs. Cowboys).....	13
	Zach Ertz (TE) (12/26/15 vs. Washington).....	13
	Jeremy Maclin (9/18/11 at Falcons).....	13
8t.	Zach Ertz (TE) (12/24/19 vs. Seahawks).....	12
	Zach Ertz (TE) (12/23/18 vs. Texans).....	12
	Jeremy Maclin (10/26/14 at Cardinals).....	12
	LeSean McCoy (RB) (10/3/10 vs. Washington).....	12
	Brian Westbrook (RB) (11/19/06 vs. Titans).....	12
	Keith Byars (RB) (9/30/90 vs. Colts).....	12
	Keith Jackson (TE) (11/19/89 vs. Vikings).....	12
	Keith Jackson (TE) (9/17/89 at Washington).....	12
	John Spagnola (TE) (10/6/85 at Saints).....	12
	Harold Carmichael (10/14/73 at Cardinals).....	12

## MOST RECEIVING YARDS

Rk	Player	Yds
1.	Tommy McDonald (FL) (12/10/61 vs. Giants).....	237
2.	Kevin Curtis (9/23/07 vs. Lions).....	221
3.	DeSean Jackson (12/12/10 at Cowboys).....	210
4.	Pete Retzlaff (TE) (11/14/65 vs. Washington).....	204
5.	Bud Grant (E) (12/7/52 vs. Texans).....	203
6.	Timmy Brown (B) (12/16/62 at Cardinals).....	199
7.	Ben Hawkins (FL) (10/22/67 at Cardinals).....	197
8.	DeSean Jackson (12/15/13 at Vikings).....	195
9.	Harold Jackson (10/11/70 at Giants).....	194
10t.	DeSean Jackson (9/15/13 vs. Chargers).....	193
	Fred Barnett (9/13/92 at Cardinals).....	193

## MOST TOUCHDOWNS

Rk	Player	TD
1t.	Irving Fryar (10/20/96 vs. Dolphins).....	4
	Ben Hawkins (FL) (9/28/69 vs. Steelers).....	4
3t.	23x, last: Riley Cooper (11/3/13 at Raiders).....	3



## 200+ RECEIVING YARDS

### 200+ YARD RECEIVING GAMES, Career

Rk	Player	Total
1t.	DeSean Jackson (2008-13, '19-20).....	1
	Kevin Curtis (2007-09).....	1
	Pete Retzlaff (TE) (1956-66).....	1
	Tommy McDonald (FL) (1957-63).....	1
	Bud Grant (E) (1951-52).....	1

## 150+ RECEIVING YARDS

### 150+ YARD RECEIVING GAMES, Career

Rk	Player	Total
1.	DeSean Jackson (2008-13, '19-20).....	8
2t.	Jeremy Maclin (2009-14).....	5
	Tommy McDonald (FL) (1957-63).....	5
4t.	Fred Barnett (1990-95).....	4
	Ben Hawkins (FL) (1966-73).....	4

## 100+ RECEIVING YARDS

### 100+ YARD RECEIVING GAMES, Career

Rk	Player	Total
1.	Pete Retzlaff (TE) (1956-66).....	23
2t.	DeSean Jackson (2008-13, '19-20).....	21
	Mike Quick (1982-90).....	21
	Harold Carmichael (1971-83).....	21
5.	Tommy McDonald (FL) (1957-63).....	17
6.	Fred Barnett (1990-95).....	15
7t.	Jeremy Maclin (2009-14).....	14
	Pete Pihos (E) (1947-55).....	14
9t.	Ben Hawkins (FL) (1966-73).....	13
	Harold Jackson (1969-72).....	13

\*Includes playoff games\*

### 100+ YARD RECEIVING GAMES, Season

Rk	Player	Total
1.	Terrell Owens (2004).....	7
2t.	Irving Fryar (1997).....	6
	Mike Quick (1983).....	6
4t.	10x, last: Zach Ertz (2018).....	5

\*Regular season only\*

### CONSECUTIVE 100+ YARD RECEIVING GAMES

Rk	Player	Total
1t.	Terrell Owens (2004).....	5
	Harold Jackson (Last 2: 1971, First 3: 1972).....	5
3.	Mike Quick (1983).....	4
4t.	7x, last: Irving Fryar (1996).....	3

\*Regular season only\*

## 100+ YARD RECEIVING GAMES (TDs)

11/07/21 ..... <b>DeVonta Smith vs. Chargers (L)</b> .....	5, 116 (1)	11/27/11 ..... Jason Avant vs. Patriots (L).....	8, 110 (1)
10/03/21 ..... <b>DeVonta Smith vs. Chiefs (L)</b> .....	7, 122 (0)	10/16/11 ..... Jeremy Maclin at Washington (W).....	5, 101 (0)
09/19/21 ..... <b>Quez Watkins vs. 49ers (L)</b> .....	2, 117 (0)	10/09/11 ..... Jason Avant at Bills (L).....	9, 139 (0)
10/11/20 ..... Travis Fulgham at Steelers (L).....	10, 152 (1)	10/02/11 ..... DeSean Jackson vs. 49ers (L).....	6, 171 (0)
09/13/20 ..... <b>Dallas Goedert (TE) at Washington (L)</b> .....	8, 101 (1)	09/18/11 ..... Jeremy Maclin at Falcons (L).....	13, 171 (2)
12/01/19 ..... Alshon Jeffery at Dolphins (L).....	9, 137 (1)	09/11/11 ..... DeSean Jackson at Rams (W).....	6, 102 (1)
11/03/19 ..... Zach Ertz (TE) vs. Bears (W).....	9, 103 (1)	12/12/10 ..... DeSean Jackson at Cowboys (W).....	4, 210 (1)
09/15/19 ..... Nelson Agholor at Falcons (L).....	8, 107 (1)	11/21/10 ..... Jeremy Maclin vs. Giants (W).....	9, 120 (0)
09/08/19 ..... DeSean Jackson vs. Washington (W).....	8, 154 (2)	11/07/10 ..... DeSean Jackson vs. Colts (W).....	7, 109 (1)
12/23/18 ..... Nelson Agholor vs. Texans (W).....	5, 116 (1)	10/17/10 ..... Jeremy Maclin vs. Falcons (W).....	7, 159 (2)
..... Zach Ertz (TE) vs. Texans (W).....	12, 110 (2)	10/03/10 ..... LeSean McCoy (RB) vs. Washington (L).....	12, 110 (0)
12/16/18 ..... Alshon Jeffery at Rams (W).....	8, 160 (0)	09/26/10 ..... DeSean Jackson at Jaguars (W).....	5, 153 (1)
11/11/18 ..... Zach Ertz (TE) vs. Cowboys (L).....	14, 145 (2)	09/19/10 ..... DeSean Jackson at Lions (W).....	4, 135 (1)
10/21/18 ..... Zach Ertz (TE) vs. Panthers (L).....	9, 138 (0)	01/09/10 ..... <b>Jeremy Maclin* at Cowboys (L)</b> .....	7, 146 (1)
10/07/18 ..... Zach Ertz (TE) vs. Vikings (L).....	10, 110 (1)	12/27/09 ..... Brent Celek (TE) vs. Broncos (W).....	4, 121 (1)
09/30/18 ..... Zach Ertz (TE) at Titans (L).....	10, 112 (0)	12/20/09 ..... DeSean Jackson vs. 49ers (W).....	6, 140 (1)
..... Alshon Jeffery at Titans (L).....	8, 105 (1)	12/13/09 ..... DeSean Jackson at Giants (W).....	6, 178 (1)
02/04/18 ..... <b>Corey Clement* (RB) at Patriots (W)</b> .....	4, 100 (1)	11/22/09 ..... DeSean Jackson at Bears (W).....	8, 107 (1)
12/10/17 ..... Torrey Smith at Rams (W).....	6, 100 (0)	11/15/09 ..... Jason Avant at Chargers (L).....	8, 156 (0)
12/03/17 ..... Nelson Agholor at Seahawks (L).....	7, 141 (1)	10/11/09 ..... Jeremy Maclin* vs. Buccaneers (W).....	6, 142 (2)
11/26/17 ..... Zach Ertz (TE) vs. Bears (W).....	10, 103 (1)	09/27/09 ..... Brent Celek (TE) vs. Chiefs (W).....	8, 104 (1)
01/01/17 ..... Zach Ertz (TE) vs. Cowboys (W).....	13, 139 (2)	..... DeSean Jackson vs. Chiefs (W).....	6, 149 (1)
12/11/16 ..... Zach Ertz (TE) vs. Washington (L).....	10, 112 (0)	09/20/09 ..... Brent Celek (TE) vs. Saints (L).....	8, 104 (0)
09/25/16 ..... Darren Sproles (RB) vs. Steelers (W).....	6, 128 (1)	..... DeSean Jackson vs. Saints (L).....	4, 101 (1)
09/11/16 ..... Jordan Matthews vs. Browns (W).....	7, 114 (1)	01/18/09 ..... <b>Kevin Curtis at Cardinals (L)</b> .....	4, 122 (0)
01/03/16 ..... Zach Ertz (TE) at Giants (W).....	9, 152 (0)	12/15/08 ..... Jason Avant vs. Browns (W).....	5, 101 (0)
12/26/15 ..... Zach Ertz (TE) vs. Washington (L).....	13, 122 (0)	11/02/08 ..... Brent Celek (TE) at Seahawks (W).....	6, 131 (0)
..... Jordan Matthews vs. Washington (L).....	6, 104 (1)	09/15/08 ..... DeSean Jackson* at Cowboys (L).....	6, 110 (0)
12/20/15 ..... Jordan Matthews vs. Cardinals (L).....	8, 159 (1)	09/07/08 ..... Hank Baskett vs. Rams (W).....	2, 102 (1)
11/15/15 ..... Brent Celek (TE) vs. Dolphins (L).....	4, 134 (0)	..... DeSean Jackson* vs. Rams (W) - NFL debut.....	6, 106 (0)
11/08/15 ..... Jordan Matthews at Cowboys (W).....	9, 133 (1)	..... Greg Lewis vs. Rams (W).....	5, 104 (0)
09/14/15 ..... Jordan Matthews at Falcons (L).....	10, 102 (0)	12/02/07 ..... Kevin Curtis vs. Seahawks (L).....	6, 111 (1)
12/28/14 ..... Jordan Matthews* at Giants (W).....	8, 105 (1)	10/28/07 ..... Reggie Brown at Vikings (W).....	8, 105 (0)
12/20/14 ..... Zach Ertz (TE) at Washington (L).....	15, 115 (0)	10/14/07 ..... Kevin Curtis at Jets (W).....	5, 121 (1)
11/27/14 ..... Jeremy Maclin at Cowboys (W).....	8, 108 (0)	09/23/07 ..... Kevin Curtis vs. Lions (W).....	11, 221 (3)
11/16/14 ..... Jordan Matthews* at Packers (L).....	5, 107 (1)	..... Brian Westbrook (RB) vs. Lions (W).....	5, 111 (1)
11/10/14 ..... Brent Celek (TE) vs. Panthers (W).....	5, 116 (0)	01/13/07 ..... <b>Donté Stallworth at Saints (L)</b> .....	3, 100 (1)
..... Jordan Matthews* vs. Panthers (W).....	7, 138 (2)	12/31/06 ..... Hank Baskett* vs. Falcons (W).....	7, 177 (1)
11/02/14 ..... Jeremy Maclin at Texans (W).....	6, 158 (2)	12/04/06 ..... Donté Stallworth vs. Panthers (W).....	4, 111 (1)
10/26/14 ..... Jeremy Maclin at Cardinals (L).....	12, 187 (2)	11/12/06 ..... Donté Stallworth vs. Washington (W).....	6, 139 (1)
09/21/14 ..... Jeremy Maclin vs. Washington (W).....	8, 154 (1)	10/22/06 ..... Brian Westbrook (RB) at Buccaneers (L).....	7, 113 (1)
09/15/14 ..... Darren Sproles (RB) at Colts (W).....	7, 152 (0)	10/15/06 ..... Reggie Brown at Saints (W).....	6, 121 (1)
12/15/13 ..... DeSean Jackson at Vikings (L).....	10, 195 (1)	10/08/06 ..... Hank Baskett* vs. Cowboys (W).....	3, 112 (1)
11/10/13 ..... Riley Cooper at Packers (W).....	3, 102 (2)	09/24/06 ..... Reggie Brown at 49ers (W).....	5, 106 (0)
11/03/13 ..... Riley Cooper at Raiders (W).....	5, 139 (3)	09/17/06 ..... L.J. Smith (TE) vs. Giants (L) (OT).....	7, 111 (0)
..... DeSean Jackson at Raiders (W).....	5, 150 (1)	09/10/06 ..... Donté Stallworth at Texans (W).....	6, 141 (1)
10/13/13 ..... Riley Cooper at Buccaneers (W).....	4, 120 (1)	10/30/05 ..... Terrell Owens at Broncos (L).....	3, 154 (1)
10/06/13 ..... DeSean Jackson at Giants (W).....	7, 132 (1)	10/02/05 ..... Terrell Owens at Chiefs (W).....	11, 171 (1)
09/15/13 ..... DeSean Jackson vs. Chargers (L).....	9, 193 (1)	09/25/05 ..... Brian Westbrook (RB) vs. Raiders (W).....	6, 140 (1)
..... LeSean McCoy (RB) vs. Chargers (L).....	5, 114 (0)	09/18/05 ..... Terrell Owens vs. 49ers (W).....	5, 143 (2)
09/09/13 ..... DeSean Jackson at Washington (W).....	7, 104 (1)	..... L.J. Smith (TE) vs. 49ers (W).....	9, 119 (1)
12/23/12 ..... Jeremy Maclin vs. Washington (L).....	8, 116 (1)	09/12/05 ..... Terrell Owens at Falcons (L).....	7, 112 (0)
12/09/12 ..... Jason Avant at Buccaneers (W).....	7, 133 (0)	02/06/05 ..... <b>Terrell Owens vs. Patriots (L)</b> .....	9, 122 (0)
..... Jeremy Maclin at Buccaneers (W).....	9, 104 (1)	12/05/04 ..... Terrell Owens vs. Packers (W).....	8, 161 (1)
11/05/12 ..... DeSean Jackson at Saints (L).....	3, 100 (1)	..... Brian Westbrook (RB) vs. Packers (W).....	11, 156 (3)
10/14/12 ..... Jeremy Maclin vs. Lions (L).....	6, 130 (1)	11/21/04 ..... Todd Pinkston vs. Washington (W).....	5, 106 (0)
09/16/12 ..... Brent Celek (TE) vs. Ravens (W).....	8, 157 (0)	11/15/04 ..... Terrell Owens at Cowboys (W).....	6, 134 (3)
..... DeSean Jackson vs. Ravens (W).....	7, 114 (0)	10/31/04 ..... Terrell Owens vs. Ravens (W).....	8, 101 (1)
01/01/12 ..... Jeremy Maclin vs. Washington (W).....	8, 105 (0)	10/24/04 ..... Terrell Owens at Browns (W) (OT).....	4, 109 (2)
12/18/11 ..... Brent Celek (TE) vs. Jets (W).....	5, 156 (1)	..... Todd Pinkston at Browns (W) (OT).....	6, 100 (0)

## 100+ YARD RECEIVING GAMES (TDs)

10/17/04..... Terrell Owens vs. Panthers (W).....4, 123 (0)	<i>Keith Jackson* (TE) at Bears (L).....7, 142 (0)</i>
10/03/04..... Terrell Owens at Bears (W).....8, 110 (1)	10/10/88..... Cris Carter vs. Giants (W).....5, 162 (1)
09/26/04..... Terrell Owens at Lions (W).....6, 107 (1)	09/18/88..... Mike Quick at Washington (L).....4, 105 (1)
12/21/03..... Todd Pinkston vs. 49ers (L) (OT).....5, 121 (1)	12/20/87..... Mike Quick at Jets (W).....6, 148 (2)
09/22/02..... Antonio Freeman vs. Cowboys (W).....6, 118 (1)	11/29/87..... Mike Quick at Patriots (W) (OT).....5, 121 (2)
09/16/02..... James Thrash at Washington (W).....6, 107 (1)	10/18/87..... Otis Grant at Packers (L) (OT).....7, 135 (0)
12/30/01..... James Thrash vs. Giants (W).....7, 143 (1)	10/11/87..... Kevin Bowman at Cowboys (L).....5, 123 (1)
12/22/01..... Duce Staley (RB) at 49ers (L).....9, 103 (0)	12/07/86..... Mike Quick vs. Cardinals (T) (OT).....5, 127 (0)
09/23/01..... James Thrash at Seahawks (W).....10, 165 (2)	11/30/86..... Mike Quick at Raiders (W) (OT).....8, 145 (3)
12/10/00..... Chad Lewis (TE) at Browns (W).....5, 100 (0)	09/21/86..... Kenny Jackson vs. Broncos (L).....5, 127 (1)
10/01/00..... Torrance Small vs. Falcons (W).....4, 122 (1)	12/01/85..... Mike Quick vs. Vikings (L).....8, 127 (1)
10/31/99..... Torrance Small vs. Giants (L) (OT).....4, 119 (1)	11/10/85..... Mike Quick vs. Falcons (W).....3, 145 (1)
11/30/97..... Irving Fryar vs. Bengals (W).....7, 122 (0)	11/03/85..... Mike Quick at 49ers (L).....6, 146 (1)
11/23/97..... Irving Fryar vs. Steelers (W).....7, 116 (1)	10/27/85..... Mike Quick vs. Bills (W).....8, 117 (1)
11/10/97..... Irving Fryar vs. 49ers (L).....9, 138 (0)	10/20/85..... Kenny Jackson vs. Cowboys (W).....6, 134 (1)
10/12/97..... Irving Fryar at Jaguars (L).....10, 124 (3)	10/13/85..... Herman Hunter* (RB) vs. Cardinals (W).....6, 120 (1)
09/28/97..... Irving Fryar at Vikings (L).....9, 120 (1)	10/06/85..... John Spagnola (TE) at Saints (L).....12, 124 (2)
09/07/97..... Irving Fryar vs. Packers (W).....8, 125 (0)	12/16/84..... Mike Quick at Falcons (L).....7, 135 (1)
08/31/97..... Michael Timpson at Giants (L).....9, 125 (0)	12/02/84..... John Spagnola (TE) vs. Cowboys (L).....11, 114 (0)
11/24/96..... Irving Fryar at Cardinals (L).....7, 131 (0)	11/25/84..... Mike Quick at Cardinals (L).....8, 107 (1)
11/17/96..... Chris T. Jones vs. Washington (L).....7, 103 (1)	11/04/84..... Mike Quick at Lions (T) (OT).....5, 110 (1)
11/03/96..... Irving Fryar at Cowboys (W).....9, 120 (1)	10/28/84..... Mike Quick vs. Cardinals (L).....6, 170 (1)
10/27/96..... Irving Fryar vs. Panthers (W).....7, 143 (0)	09/02/84..... Mike Quick at Giants (L).....8, 147 (1)
10/20/96..... Irving Fryar vs. Dolphins (W).....8, 116 (4)	12/18/83..... Harold Carmichael at Cardinals (L).....5, 102 (0)
09/15/96..... Chris T. Jones vs. Lions (W).....9, 121 (1)	11/27/83..... Melvin Hoover at Washington (L).....4, 128 (0)
<i>12/30/95..... Fred Barnett vs. Lions (W).....8, 109 (1)</i>	Mike Quick at Washington (L).....5, 104 (2)
12/17/95..... Calvin Williams vs. Cardinals (W).....7, 105 (1)	11/06/83..... Mike Quick vs. Cowboys (L).....7, 120 (1)
11/12/95..... Fred Barnett vs. Broncos (W).....7, 105 (0)	10/02/83..... Mike Quick at Falcons (W).....4, 122 (1)
12/24/94..... Calvin Williams at Bengals (L).....6, 122 (0)	09/25/83..... Mike Quick vs. Cardinals (L).....6, 133 (0)
11/06/94..... Fred Barnett vs. Cardinals (W).....11, 173 (2)	09/18/83..... Mike Quick at Broncos (W).....6, 152 (1)
10/24/94..... Fred Barnett vs. Oilers (W).....5, 187 (1)	09/11/83..... Harold Carmichael vs. Washington (L).....9, 108 (0)
10/02/94..... Calvin Williams at 49ers (W).....9, 122 (0)	Mike Quick vs. Washington (L).....4, 106 (1)
09/12/94..... Fred Barnett vs. Bears (W).....8, 102 (0)	11/28/82..... Harold Carmichael at Washington (L).....6, 109 (1)
01/03/94..... James Joseph (RB) at 49ers (W) (OT).....6, 109 (0)	09/19/82..... Harold Carmichael at Browns (W).....6, 100 (0)
12/19/93..... Calvin Williams at Colts (W).....6, 105 (1)	11/08/81..... Harold Carmichael at Cardinals (W).....5, 103 (2)
12/12/93..... Herschel Walker (RB) vs. Bills (L).....11, 109 (0)	11/01/81..... Harold Carmichael vs. Cowboys (L).....5, 151 (1)
11/28/93..... Herschel Walker (RB) at Washington (W).....10, 103 (0)	10/18/81..... Harold Carmichael at Vikings (L).....8, 109 (1)
09/19/93..... Calvin Williams vs. Washington (W).....8, 181 (3)	Wilbert Montgomery (RB) at Vikings (L).....10, 143 (1)
<i>01/03/93..... Fred Barnett at Saints (W).....4, 102 (2)</i>	12/14/80..... Charlie Smith vs. Cardinals (W).....7, 134 (0)
12/13/92..... Fred Barnett at Seahawks (W) (OT).....9, 161 (0)	11/09/80..... Charlie Smith at Saints (W).....9, 137 (0)
09/20/92..... Fred Barnett vs. Broncos (W).....5, 102 (1)	11/02/80..... Charlie Smith at Seahawks (W).....5, 109 (1)
Calvin Williams vs. Broncos (W).....5, 108 (2)	09/28/80..... Harold Carmichael at Cardinals (L).....5, 108 (0)
09/13/92..... Fred Barnett at Cardinals (W).....8, 193 (2)	09/07/80..... Harold Carmichael vs. Broncos (W).....3, 135 (1)
11/17/91..... Fred Barnett vs. Bengals (W).....6, 108 (0)	<i>12/23/79..... Harold Carmichael vs. Bears (W).....6, 111 (2)</i>
11/10/91..... Fred Barnett at Browns (W).....8, 146 (1)	09/10/79..... Harold Carmichael vs. Falcons (L).....9, 127 (0)
09/22/91..... Roy Green vs. Steelers (W).....6, 114 (0)	<i>12/24/78..... Charlie Smith at Falcons (L).....7, 108 (0)</i>
09/15/91..... Fred Barnett at Cowboys (W).....7, 111 (1)	12/03/78..... Harold Carmichael at Vikings (L).....4, 115 (2)
09/01/91..... Keith Byars (RB) at Packers (W).....8, 111 (1)	11/19/78..... Harold Carmichael at Giants (W).....5, 105 (0)
<i>01/05/91..... Keith Jackson (TE) vs. Washington (L).....5, 116 (0)</i>	10/29/78..... Harold Carmichael vs. Cardinals (L).....7, 126 (1)
12/16/90..... Fred Barnett* vs. Packers (W).....5, 108 (0)	10/22/78..... Keith Krepfle (TE) at Cowboys (L).....4, 100 (1)
12/02/90..... Fred Barnett* at Bills (L).....2, 112 (1)	10/30/77..... Harold Carmichael at Washington (L).....4, 116 (1)
11/25/90..... Keith Byars (RB) vs. Giants (W).....8, 128 (0)	11/09/75..... Charlie Smith vs. Cardinals (L).....7, 102 (0)
10/15/90..... Fred Barnett* vs. Vikings (W).....4, 114 (1)	12/08/74..... Charle Young (TE) at Giants (W).....9, 103 (1)
09/30/90..... Keith Byars (RB) vs. Colts (L).....12, 133 (0)	11/17/74..... Charle Young (TE) vs. Cardinals (L).....7, 101 (0)
12/18/89..... Keith Byars (RB) at Saints (L).....6, 109 (0)	12/16/73..... Harold Carmichael at Washington (L).....4, 111 (0)
10/02/89..... Cris Carter at Bears (L).....8, 113 (0)	Charle Young* (TE) at Washington (L).....5, 104 (1)
09/17/89..... Keith Byars (RB) at Washington (W).....8, 130 (0)	12/09/73..... Harold Carmichael vs. Jets (W).....5, 146 (1)
Keith Jackson (TE) at Washington (W).....12, 126 (3)	12/02/73..... Charle Young* (TE) at 49ers (L).....6, 112 (1)
09/10/89..... Mike Quick vs. Seahawks (W).....6, 140 (1)	11/18/73..... Charle Young* (TE) at Cowboys (L).....4, 113 (1)
<i>12/31/88..... Keith Byars (RB) at Bears (L).....9, 103 (0)</i>	11/11/73..... Harold Carmichael vs. Falcons (L).....6, 105 (1)

## 100+ YARD RECEIVING GAMES (TDs)


11/04/73.....	Charle Young* (TE) vs. Patriots (W).....	8, 108 (2)	10/28/62.....	Timmy Brown (RB) at Vikings (L).....	5, 174 (1)
10/14/73.....	Harold Carmichael at Cardinals (W).....	12, 187 (2)	10/21/62.....	Howard Cassady vs. Washington (L).....	8, 133 (2)
09/30/73.....	Norm Bulaich vs. Washington (L).....	6, 109 (1)	10/14/62.....	Tommy McDonald at Cowboys (L).....	7, 131 (0)
09/23/73.....	Harold Carmichael at Giants (T).....	5, 103 (1)	09/30/62.....	Tommy McDonald vs. Browns (W).....	6, 140 (1)
12/17/72.....	Harold Carmichael at Cardinals (L).....	5, 100 (1)	09/23/62.....	Timmy Brown (RB) vs. Giants (L).....	9, 160 (1)
11/26/72.....	Harold Jackson at Giants (L).....	5, 152 (1)	09/16/62.....	Pete Retzlaff (TE) vs. Cardinals (L).....	4, 126 (0)
10/02/72.....	Harold Jackson vs. Giants (L).....	9, 138 (0)	12/17/61.....	Pete Retzlaff (TE) at Lions (W).....	9, 105 (1)
09/24/72.....	Harold Jackson vs. Browns (L).....	7, 131 (1)	12/10/61.....	Tommy McDonald vs. Giants (L).....	7, 237 (2)
09/17/72.....	Harold Jackson at Cowboys (L).....	9, 161 (0)	11/26/61.....	Tommy McDonald vs. Cowboys (W).....	5, 131 (3)
12/19/71.....	Harold Jackson at Giants (W).....	7, 145 (1)	11/05/61.....	Tommy McDonald vs. Bears (W).....	6, 109 (1)
12/12/71.....	Harold Jackson vs. Cardinals (W).....	4, 109 (1)	10/29/61.....	Tommy McDonald at Washington (W).....	7, 141 (1)
11/28/71.....	Ben Hawkins vs. Washington (L).....	7, 126 (0)		Pete Retzlaff (TE) at Washington (W).....	7, 125 (2)
11/21/71.....	Harold Jackson at Cardinals (W).....	8, 117 (1)	10/01/61.....	Tommy McDonald vs. Cardinals (L).....	11, 187 (0)
09/19/71.....	Ben Hawkins at Bengals (L).....	7, 118 (2)		Bobby Walston vs. Cardinals (L).....	2, 127 (0)
11/01/70.....	Ben Hawkins at Cowboys (L).....	2, 105 (1)	12/18/60.....	Timmy Brown (RB) at Washington (W).....	5, 128 (1)
10/11/70.....	Harold Jackson at Giants (L).....	7, 194 (2)		Tommy McDonald at Washington (W).....	2, 116 (2)
12/07/69.....	Ben Hawkins vs. Washington (L).....	4, 112 (0)		Pete Retzlaff (TE) at Washington (W).....	5, 110 (1)
11/30/69.....	Gary Ballman at Saints (L).....	4, 119 (1)	12/11/60.....	Timmy Brown (RB) at Steelers (L).....	3, 112 (1)
11/23/69.....	Harold Jackson at Cardinals (W).....	8, 127 (0)	12/04/60.....	Pete Retzlaff (TE) at Cardinals (W).....	5, 123 (1)
11/09/69.....	Harold Jackson at Washington (T).....	8, 112 (0)	11/20/60.....	Bobby Walston at Giants (W).....	6, 119 (0)
10/26/69.....	Harold Jackson vs. Saints (W).....	6, 105 (0)	11/06/60.....	Tommy McDonald vs. Steelers (W).....	8, 141 (3)
10/19/69.....	Harold Jackson at Cowboys (L).....	3, 107 (1)	10/09/60.....	Pete Retzlaff (TE) vs. Cardinals (W).....	7, 132 (2)
10/13/69.....	Harold Jackson at Colts (L).....	8, 138 (1)	12/06/59.....	Tommy McDonald at Washington (W).....	9, 153 (3)
10/05/69.....	Gary Ballman vs. Cowboys (L).....	5, 108 (0)	11/15/59.....	Pete Retzlaff (TE) vs. Cardinals (W).....	5, 137 (1)
09/28/69.....	Ben Hawkins vs. Steelers (W).....	7, 145 (4)	10/25/59.....	Tommy McDonald at Cardinals (W).....	3, 122 (2)
11/10/68.....	Fred Hill (TE) vs. Washington (L).....	9, 114 (0)	10/04/59.....	Tommy McDonald vs. Giants (W).....	6, 133 (3)
10/27/68.....	Ben Hawkins at Steelers (L).....	7, 108 (0)	12/14/58.....	Tommy McDonald at Washington (L).....	4, 148 (0)
10/06/68.....	Ben Hawkins at Washington (L).....	6, 105 (1)	11/16/58.....	Bill Barnes (RB) vs. Cardinals (W).....	7, 109 (0)
09/29/68.....	Ben Hawkins vs. Cowboys (L).....	6, 103 (0)	10/26/58.....	Pete Retzlaff (TE) at Packers (L).....	6, 121 (0)
12/03/67.....	Ben Hawkins at Washington (T).....	5, 151 (2)	10/14/56.....	Bobby Walston at Steelers (W).....	4, 108 (1)
10/22/67.....	Ben Hawkins at Cardinals (L).....	6, 197 (1)	09/30/56.....	Bobby Walston at Rams (L).....	5, 115 (0)
10/15/67.....	Ben Hawkins vs. 49ers (L).....	6, 150 (1)	12/11/55.....	Pete Pihos at Bears (L).....	11, 114 (0)
10/01/67.....	Ben Hawkins vs. Steelers (W).....	8, 187 (2)	12/04/55.....	Pete Pihos vs. Cardinals (W).....	10, 127 (1)
09/17/67.....	Gary Ballman vs. Washington (W).....	4, 105 (2)	11/27/55.....	Pete Pihos vs. Rams (L).....	6, 103 (1)
	Ben Hawkins vs. Washington (W).....	5, 100 (0)	11/13/55.....	Bill Stribling vs. Browns (W).....	6, 123 (2)
09/25/66.....	Pete Retzlaff (TE) vs. Giants (W).....	5, 120 (1)	11/06/55.....	Pete Pihos at Washington (W).....	8, 119 (1)
12/05/65.....	Ray Poage vs. Cowboys (L).....	5, 142 (1)	12/12/54.....	Pete Pihos vs. Giants (W).....	8, 119 (1)
	Pete Retzlaff (TE) vs. Cowboys (L).....	6, 118 (0)	11/28/54.....	Jerry Williams (RB) vs. Washington (W).....	6, 163 (1)
11/28/65.....	Pete Retzlaff (TE) at Cardinals (W).....	9, 148 (3)	11/07/54.....	Dom Moselle (RB) vs. Cardinals (W).....	7, 100 (1)
11/14/65.....	Pete Retzlaff (TE) vs. Washington (W).....	7, 204 (0)	10/23/54.....	Pete Pihos at Steelers (L).....	7, 111 (1)
11/07/65.....	Pete Retzlaff (TE) at Browns (L).....	7, 151 (3)	10/17/54.....	Pete Pihos at Washington (W).....	9, 132 (3)
10/17/65.....	Pete Retzlaff (TE) at Giants (L).....	6, 133 (1)	10/03/54.....	Bobby Walston at Cardinals (W).....	5, 110 (3)
09/26/65.....	Timmy Brown (RB) vs. Giants (L).....	8, 106 (0)		Jerry Williams (RB) at Cardinals (W).....	5, 166 (1)
09/19/65.....	Timmy Brown (RB) vs. Cardinals (W).....	7, 129 (1)	11/21/53.....	Pete Pihos vs. Cardinals (W).....	7, 113 (0)
12/13/64.....	Pete Retzlaff (TE) at Cardinals (L).....	6, 106 (1)	11/15/53.....	Pete Pihos vs. Colts (W).....	7, 118 (1)
11/29/64.....	Pete Retzlaff (TE) at Browns (L).....	5, 100 (1)		Bobby Walston vs. Colts (W).....	7, 110 (0)
11/08/64.....	Pete Retzlaff (TE) at Rams (L).....	6, 105 (0)	11/08/53.....	Pete Pihos vs. Giants (W).....	7, 145 (2)
10/25/64.....	Bill Mack at Steelers (W).....	3, 104 (1)		Bobby Walston vs. Giants (W).....	8, 176 (2)
10/04/64.....	Timmy Brown (RB) vs. Steelers (W).....	2, 110 (2)	10/25/53.....	Pete Pihos at Cardinals (W).....	8, 156 (1)
09/20/64.....	Pete Retzlaff (TE) vs. 49ers (L).....	8, 121 (1)	10/10/53.....	Bobby Walston at Browns (L).....	4, 110 (0)
09/13/64.....	Pete Retzlaff (TE) vs. Giants (W).....	6, 139 (1)	12/07/52.....	Bud Grant vs. Texans (W).....	11, 203 (2)
10/13/63.....	Tommy McDonald at Washington (W).....	8, 139 (2)	11/30/52.....	Bud Grant at Cardinals (L).....	8, 186 (1)
10/06/63.....	Pete Retzlaff (TE) vs. Cowboys (W).....	4, 107 (0)	11/23/52.....	Bobby Walston at Browns (W).....	4, 121 (1)
09/15/63.....	Tommy McDonald vs. Steelers (T).....	7, 179 (2)	10/12/52.....	Bud Grant vs. Steelers (W).....	5, 111 (1)
12/16/62.....	Timmy Brown (RB) at Cardinals (L).....	5, 199 (2)	09/28/52.....	Bud Grant at Steelers (W).....	4, 135 (1)
	Tommy McDonald at Cardinals (L).....	4, 162 (3)	10/21/51.....	Bobby Walston* at Giants (L).....	6, 118 (2)
12/09/62.....	Pete Retzlaff (TE) vs. Steelers (L).....	7, 122 (2)	10/22/50.....	Jack Ferrante at Steelers (W).....	5, 118 (0)
12/02/62.....	Pete Retzlaff (TE) at Washington (W).....	8, 135 (1)	10/15/50.....	Jack Ferrante at Colts (W).....	6, 103 (0)
11/25/62.....	Tommy McDonald vs. Cowboys (W).....	3, 108 (1)	10/07/50.....	Jack Ferrante vs. Rams (W).....	4, 101 (2)
	Pete Retzlaff (TE) vs. Cowboys (W).....	4, 113 (0)	11/13/49.....	Clyde Scott* (RB) at Washington (W).....	4, 127 (1)



## 100+ YARD RECEIVING GAMES (TDs)

12/12/48	Jack Ferrante vs. Lions (W)	7, 184 (3)
11/28/48	Pete Pihos vs. Steelers (W)	7, 112 (1)
11/07/48	Pete Pihos at Giants (W)	5, 128 (2)
12/14/47	Pete Pihos* vs. Packers (W)	4, 108 (1)
11/11/45	Jack Ferrante vs. Giants (W)	5, 135 (2)
10/28/45	Jack Ferrante vs. Rams (W)	5, 101 (1)
12/05/43	Tony Bova vs. Packers (L)	3, 106 (2)
11/01/42	Fred Meyer* at Washington (L)	4, 119 (0)
12/01/40	Don Looney* at Washington (L)	14, 180 (0)
10/26/40	Lester McDonald vs. Dodgers (L)	6, 102 (0)
09/22/40	Don Looney* at Rams (L)	8, 129 (2)
09/15/40	Don Looney* at Packers (L)	8, 115 (1)
11/19/39	Herschel Ramsey at Bears (L)	8, 131 (1)
09/11/38	Joe Carter vs. Washington (L)	6, 116 (2)
11/14/37	Joe Carter at Packers (L)	6, 139 (1)

\* Rookie | *Playoff Game*



PETE RETZLAFF

## NFL RECORDS HELD BY EAGLES

### MOST TOUCHDOWN PASSES, Game

**7** Nick Foles (11/3/13 at Raiders) and Adrian Burk (10/17/54 at Washington); *tied with Drew Brees, Saints (2015), Peyton Manning, Broncos (2013), Joe Kapp, Vikings (1969), Y.A. Tittle, Giants (1962), George Blanda, Houston Oilers (1961) and Sid Luckman, Bears (1943)*

### MOST CONSECUTIVE COMPLETIONS

**25** Nick Foles (12/30/18 at Washington); *tied with Philip Rivers, Chargers (25 vs. Cardinals, 2018) and Ryan Tannehill, Dolphins (7 at Texans, 2015)*

### LONGEST TOUCHDOWN PASS

**99+** Ron Jaworski to Mike Quick (11/10/85 vs. Falcons) (OT); *tied with many others*

### MOST INTERCEPTIONS RETURNED FOR TD, Season

**4** Eric Allen, 1993; *tied with Jim Kearney, Chiefs (1972) and Ken Houston, Houston Oilers (1971)*

### MOST INTERCEPTIONS, Game

**4** Russ Craft (9/24/50 at Chi. Cardinals); *tied with 17 others*

### MOST KICKOFF RETURN TOUCHDOWNS, Game

**2** Timmy Brown (11/6/66 vs. Cowboys), 93 and 90 yards; *tied with Josh Cribbs, Browns (2009), Andre Davis, Texans (2007), Devin Hester, Bears (2006), Chad Morton, Jets (2002), Tyrone Hughes, Saints (1994), Ron Brown, Rams (1985) and Travis Williams, Packers (1967)*

### MOST 50+ YARD TOUCHDOWNS, Season

**8** DeSean Jackson (2009); *tied with Devin Hester, Bears (2007) and Elroy "Crazy Legs" Hirsch, Rams (1951)*

# SCRIMMAGE YARDS RECORDS



## MOST SCRIMMAGE YARDS, Career

Rk	Player	G	Touches	Yds	Avg	Yds/G	TD
1.	Brian Westbrook (RB) (2002-09)	107	1,734	9,785	5.6	91.4	66
2.	LeSean McCoy (RB) (2009-14)	90	1,761	9,074	5.2	100.8	54
3.	Harold Carmichael (WR) (1971-83)	180	598	9,042	15.1	50.2	79
4.	Wilbert Montgomery (RB) (1977-84)	100	1,731	8,985	5.2	89.9	57
5.	Pete Retzlaff (TE) (1956-66)	132	458	7,408	16.2	56.1	47
6.	Duce Staley (RB) (1997-2003)	98	1,475	7,305	5.0	74.5	32
7.	Timmy Brown (B) (1960-67)	96	1,081	7,049	6.5	73.4	55
8.	DeSean Jackson (WR) (2008-13, '19-20)	95	437	6,897	15.8	72.6	38
9.	Mike Quick (WR) (1982-90)	101	364	6,459	17.7	64.0	61
10.	Steve Van Buren (B) (1944-51)	83	1,365	6,383	4.7	76.9	72
11.	Zach Ertz (TE) (2013-21)	123	579	6,267	10.8	51.0	38
12.	Keith Byars (RB) (1986-92)	105	1,121	6,204	5.5	59.1	30
13.	Pete Pihos (E) (1947-55)	107	382	5,615	14.7	52.5	61
14.	Tommy McDonald (FL) (1957-63)	88	304	5,521	18.2	62.7	66
15.	Bobby Walston (WR/K) (1951-62)	148	315	5,375	17.1	36.3	46
16.	Ricky Watters (RB) (1995-97)	48	1,136	5,112	4.5	106.5	32
17.	Brent Celek (TE) (2007-17)	175	398	4,998	12.6	28.6	31
18.	Jeremy Maclin (WR) (2009-14)	75	349	4,801	13.8	64.0	36
19.	Ben Hawkins (FL) (1966-73)	102	271	4,772	17.6	46.8	32
20.	Tom Woodeshick (B) (1963-71)	111	956	4,736	5.0	42.7	27

### TOUCHES

Rk	Player	Touches
1.	LeSean McCoy (2009-14)	1,761
2.	Brian Westbrook (2002-09)	1,734
3.	Wilbert Montgomery (1977-84)	1,731
4.	Duce Staley (1997-2003)	1,475
5.	Steve Van Buren (B) (1944-51)	1,365

### YARDS/TOUCH

Rk	Player	Avg
1.	Timmy Brown (B) (1960-67)	6.5
2.	Brian Westbrook (2002-09)	5.6
3.	Keith Byars (1986-92)	5.5
4.	Wilbert Montgomery (1977-84)	5.2
5.	LeSean McCoy (2009-14)	5.2

## MOST SCRIMMAGE YARDS, Season

Rk	Player	Touches	Yds	Avg	Yds/G	TD
1.	LeSean McCoy (2013)	366	2,146	5.9	134.1	11
2.	Brian Westbrook (2007)	368	2,104	5.7	140.3	12
3.	Wilbert Montgomery (1979)	379	2,006	5.3	125.4	14
4.	Wilbert Montgomery (1981)	335	1,923	5.7	128.2	10
5.	Brian Westbrook (2006)	317	1,916	6.0	127.7	11
6.	Ricky Watters (1996)	404	1,855	4.6	115.9	13
7.	Ricky Watters (1995)	399	1,707	4.3	106.7	12
8.	LeSean McCoy (2010)	285	1,672	5.9	111.5	9
9.	LeSean McCoy (2011)	321	1,624	5.1	108.3	20
10.	Duce Staley (2002)	320	1,570	4.9	98.1	8

### TOUCHES

Rk	Player	Touches
1.	Ricky Watters (1996)	404
2.	Ricky Watters (1995)	399
3.	Wilbert Montgomery (1979)	379
4.	Brian Westbrook (2007)	368
5.	LeSean McCoy (2013)	366
	Duce Staley (1999)	366

### YARDS/TOUCH

Rk	Player	Avg
1.	Timmy Brown (1965)	7.4
2.	Timmy Brown (1962)	7.4
3.	Herschel Walker (1994)	6.3
4.	Steve Van Buren (1945)	6.2
5.	Brian Westbrook (2003)	6.1

## MOST SCRIMMAGE YARDS, Game

Rk	Player	Yds
1.	Duce Staley (9/3/00 at Cowboys)	262
2.	Timmy Brown (12/16/62 at Cardinals)	249
3.	Wilbert Montgomery (11/4/79 vs. Browns)	237
	Tommy McDonald (12/10/61 vs. Giants)	237
5.	Duce Staley (11/11/01 vs. Vikings)	231

## MOST TOUCHES, Game

Rk	Player	Touches
1.	Brian Westbrook (12/7/08 at Giants)	39
	Ricky Watters (12/10/95 vs. Cowboys)	39
	Heath Sherman (11/12/90 vs. Washington)	39
4.	Heath Sherman (10/6/91 at Buccaneers)	37
5.	Ricky Watters (10/8/95 vs. Washington) (OT)	36

## MOST SACKS, Career

Rk	Player	Sacks
1.	Reggie White (DE) (1985-92).....	124.0
2.	Trent Cole (DE/LB) (2005-14).....	85.5
3.	Clyde Simmons (DE) (1986-93).....	76.0
4.	<b>Brandon Graham (DE) (2010-)</b> .....	<b>59.0</b>
5.	<b>Fletcher Cox (DT) (2012-)</b> .....	<b>55.5</b>
6.	Hugh Douglas (DE) (1998-2002, '04).....	54.5
7.	Greg Brown (DE) (1982-86).....	50.5
8.	Andy Harmon (DT) (1991-97).....	39.5
9.	Seth Joyner (LB) (1986-93).....	37.0
10.	William Fuller (DE) (1994-96).....	35.5
11.	Dennis Harrison (DE) (1978-84).....	34.0
12.	William Thomas (LB) (1991-99).....	33.0
13.	Ken Clarke (DT) (1982-87).....	32.5
14.	Corey Simon (DT) (2000-04).....	32.0
15t.	Connor Barwin (DE/LB) (2013-16).....	31.5
	Juqua Parker (DE) (2005-11).....	31.5
	Mike Mamula (DE) (1995-2000).....	31.5
18.	Vinny Curry (DE) (2012-17, '19-20).....	30.0
19.	Jerome Brown (DT) (1987-91).....	29.5
20.	Darwin Walker (DT) (2000-06).....	27.5

**Note:** Only includes figures since 1982 (when sacks became an official NFL statistic)

## MOST SACKS, Season

Rk	Player	Sacks
1.	Reggie White (DE) (1987).....	21.0
2.	Clyde Simmons (DE) (1992).....	19.0
3t.	Jason Babin (DE) (2011).....	18.0
	Reggie White (DE) (1988).....	18.0
	Reggie White (DE) (1986).....	18.0
6.	Greg Brown (DE) (1984).....	16.0
7.	Clyde Simmons (DE) (1989).....	15.5
8t.	Hugh Douglas (DE) (2000).....	15.0
	Reggie White (DE) (1991).....	15.0
10.	Connor Barwin (LB) (2014).....	14.5

## MOST SACKS, Game

Rk	Player	Sacks
1t.	Hugh Douglas (DE) (10/18/98 at Chargers).....	4.5
	Clyde Simmons (DE) (9/15/91 at Cowboys).....	4.5
3t.	Reggie White (DE) (9/25/88 at Vikings).....	4.0
	Reggie White (DE) (11/30/86 at L.A. Raiders).....	4.0
	Reggie White (DE) (11/2/86 at StL Cardinals).....	4.0
	Garry Cobb (LB) (10/5/86 at Falcons).....	4.0
	Greg Brown (DE) (12/16/84 at Falcons).....	4.0



REGGIE WHITE

## GAMES WITH 3.0 SACKS

### MOST 3.0-SACK GAMES, Career

Rk	Player	Total
1.	Reggie White (1985-92).....	9
2.	Clyde Simmons (1986-93).....	4
3t.	Trent Cole (2005-14).....	3
	Jason Babin (2009, '11-12).....	3
5t.	<b>Fletcher Cox (2012-)</b> .....	<b>2</b>
	Several others tied.....	2

\*Includes playoff games\*

### MOST 3.0-SACK GAMES, Season

Rk	Player	Total
1t.	Jason Babin (2011).....	3
	Reggie White (1986).....	3
3t.	Connor Barwin (2014).....	2
	Clyde Simmons (1992).....	2
	Dennis Harrison (1983).....	2

\*Regular season only\*

## GAMES WITH MULTIPLE SACKS

### MOST MULTI-SACK GAMES, Career

Rk	Player	Total
1.	Reggie White (1985-92).....	38
2.	Clyde Simmons (1986-93).....	22
3.	Trent Cole (2005-14).....	20
4t.	<b>Brandon Graham (2010-)</b> .....	<b>13</b>
	Hugh Douglas (1998-2002, '04).....	13

\*Includes playoff games\*

### MOST MULTI-SACK GAMES, Season

Rk	Player	Total
1.	Reggie White (1987).....	9
2.	Clyde Simmons (1992).....	7
3t.	Jason Babin (2011).....	6
	Reggie White (1988).....	6
5t.	Hugh Douglas (2000).....	5
	Clyde Simmons (1991).....	5

\*Regular season only\*

### CONSECUTIVE MULTI-SACK GAMES, Season

Rk	Player	Total
1.	Reggie White (1987).....	4
2t.	Jason Babin (2011).....	3
	William Fuller (1995).....	3
	Andy Harmon (1995).....	3
	Reggie White (1986).....	3
	Dennis Harrison (1982).....	3

## CONSECUTIVE GAMES WITH A SACK

Rk	Player	Total
1t.	Reggie White (Last 7: 1987, First 1: 1988).....	8
	Reggie White (Last 4: 1986, First 4: 1987).....	8
3t.	William Fuller (1994).....	7
	Dennis Harrison (1982).....	7
5.	Clyde Simmons (1992).....	6

## MULTI-SACK GAMES (SINCE 1982)

10/31/21 ..... Josh Sweat at Lions (W).....	2.0	10/02/11 ..... Jason Babin vs. 49ers (L).....	3.0
09/27/21 ..... Javon Hargrave at Cowboys (L).....	2.0	09/18/11 ..... Cullen Jenkins at Falcons (L).....	2.0
09/12/21 ..... Javon Hargrave at Falcons (W).....	2.0	09/11/11 ..... Jason Babin at Rams (W).....	2.0
12/13/20 ..... Javon Hargrave vs. Saints (W).....	2.0	11/28/10 ..... Trent Cole at Bears (L).....	2.0
..... Josh Sweat vs. Saints (W).....	2.0	10/17/10 ..... Trent Cole vs. Falcons (W).....	2.0
10/18/20 ..... Brandon Graham vs. Ravens (L).....	2.0	09/26/10 ..... Trent Cole at Jaguars (W).....	2.0
09/27/20 ..... Derek Barnett vs. Bengals (T).....	2.0	..... Trevor Laws at Jaguars (W).....	2.0
..... Brandon Graham vs. Bengals (T).....	2.0	09/12/10 ..... Juqua Parker vs. Packers (L).....	2.0
..... Jalen Mills vs. Bengals (T).....	1.5	12/20/09 ..... Trent Cole vs. 49ers (W).....	2.0
12/29/19 ..... Derek Barnett at Giants (W).....	2.0	12/13/09 ..... Darren Howard at Giants (W).....	2.0
12/09/19 ..... Vinny Curry vs. Giants (W).....	2.0	10/26/09 ..... Trent Cole at Washington (W).....	2.0
11/24/19 ..... Brandon Graham vs. Seahawks (L).....	1.5	09/13/09 ..... Darren Howard at Panthers (W).....	2.0
..... Malcolm Jenkins vs. Seahawks (L).....	2.0	12/28/08 ..... Chris Clemons vs. Cowboys (W).....	2.0
10/27/19 ..... Fletcher Cox at Bills (W).....	1.5	11/16/08 ..... Trent Cole at Bengals (T).....	2.0
10/06/19 ..... Brandon Graham vs. Jets (W).....	3.0	..... Darren Howard at Bengals (T).....	2.0
..... Orlando Scandrick vs. Jets (W).....	2.0	11/02/08 ..... Darren Howard at Seahawks (W).....	1.5
12/30/18 ..... Fletcher Cox at Washington (W).....	3.0	09/21/08 ..... Omar Gaither vs. Steelers (W).....	1.5
12/23/18 ..... Chris Long vs. Texans (W).....	2.0	..... Darren Howard vs. Steelers (W).....	2.0
12/09/18 ..... Michael Bennett at Cowboys (L).....	1.5	..... Juqua Parker vs. Steelers (W).....	2.5
..... Fletcher Cox at Cowboys (L).....	1.5	12/09/07 ..... Trent Cole vs. Giants (L).....	2.0
11/11/18 ..... Michael Bennett vs. Cowboys (L).....	2.0	10/28/07 ..... Trent Cole at Vikings (W).....	2.0
..... Brandon Graham vs. Cowboys (L).....	1.5	09/23/07 ..... Brodrick Bunkley vs. Lions (W).....	2.0
10/28/18 ..... Jordan Hicks at Jaguars (W).....	1.5	..... Trent Cole vs. Lions (W).....	3.5
..... Chris Long at Jaguars (W).....	2.0	..... Juqua Parker vs. Lions (W).....	2.0
09/23/18 ..... Derek Barnett vs. Colts (W).....	1.5	09/09/07 ..... Trent Cole at Packers (L).....	1.5
09/06/18 ..... Fletcher Cox vs. Falcons (W).....	1.5	01/13/07 ..... <i>Darwin Walker at Saints (L)</i> .....	2.0
..... Jordan Hicks vs. Falcons (W).....	1.5	12/31/06 ..... Matt McCoy vs. Falcons (W).....	2.0
12/03/17 ..... Brandon Graham at Seahawks (L).....	1.5	..... Juqua Parker vs. Falcons (W).....	2.0
11/19/17 ..... Derek Barnett* at Cowboys (W).....	2.0	11/19/06 ..... Trent Cole vs. Titans (L).....	1.5
10/23/17 ..... Derek Barnett* vs. Washington (W).....	2.0	10/08/06 ..... Darren Howard vs. Cowboys (W).....	2.0
09/10/17 ..... Brandon Graham at Washington (W).....	2.0	..... Darwin Walker vs. Cowboys (W).....	3.0
12/11/16 ..... Fletcher Cox vs. Washington (L).....	1.5	09/17/06 ..... Trent Cole vs. Giants (L).....	2.0
09/25/16 ..... Fletcher Cox vs. Steelers (W).....	2.0	..... Jevon Kearse vs. Giants (L).....	2.5
12/26/15 ..... Fletcher Cox vs. Washington (L).....	2.0	..... Mike Patterson vs. Giants (L).....	1.5
12/06/15 ..... Connor Barwin at Patriots (W).....	2.0	09/10/06 ..... Trent Cole at Texans (W).....	2.0
..... Brandon Graham at Patriots (W).....	2.0	11/20/05 ..... Trent Cole* at Giants (L).....	2.0
11/26/15 ..... Vinny Curry at Lions (L).....	2.0	..... Jevon Kearse at Giants (L).....	2.5
11/08/15 ..... Brandon Graham at Cowboys (W).....	2.0	11/14/05 ..... Trent Cole* vs. Cowboys (L).....	2.0
10/11/15 ..... Fletcher Cox vs. Saints (W).....	3.0	09/12/05 ..... Brian Dawkins at Falcons (L).....	1.5
11/23/14 ..... Connor Barwin vs. Titans (W).....	2.0	..... Darwin Walker at Falcons (L).....	1.5
..... Trent Cole vs. Titans (W).....	2.0	01/23/05 ..... <i>Derrick Burgess vs. Falcons (W)</i> .....	2.0
11/10/14 ..... Connor Barwin vs. Panthers (W).....	3.5	12/05/04 ..... Corey Simon vs. Packers (W).....	2.0
..... Brandon Graham vs. Panthers (W).....	1.5	..... Darwin Walker vs. Packers (W).....	2.0
10/12/14 ..... Connor Barwin vs. Giants (W).....	3.0	11/28/04 ..... Corey Simon at Giants (W).....	2.0
..... Vinny Curry vs. Giants (W).....	2.0	11/07/04 ..... Sam Rayburn at Steelers (L).....	2.0
10/05/14 ..... Connor Barwin vs. Rams (W).....	2.0	10/31/04 ..... Jevon Kearse vs. Ravens (W).....	2.0
12/22/13 ..... Trent Cole vs. Bears (W).....	3.0	09/26/04 ..... Jevon Kearse at Lions (W).....	3.0
..... Mychal Kendricks vs. Bears (W).....	2.0	11/16/03 ..... Darwin Walker vs. Giants (W).....	1.5
12/01/13 ..... Trent Cole vs. Cardinals (W).....	2.0	12/21/02 ..... N.D. Kalu at Cowboys (W).....	2.0
..... Brandon Graham vs. Cardinals (W).....	2.0	12/08/02 ..... Brandon Whiting at Seahawks (W).....	2.0
11/17/13 ..... Trent Cole vs. Washington (W).....	2.0	12/01/02 ..... Hugh Douglas vs. Rams (W).....	2.0
12/13/12 ..... Fletcher Cox* vs. Bengals (L).....	1.5	..... N.D. Kalu vs. Rams (W).....	3.0
..... Brandon Graham vs. Bengals (L).....	2.5	11/03/02 ..... Hugh Douglas at Bears (W).....	2.0
12/02/12 ..... Brandon Graham at Cowboys (L).....	1.5	10/20/02 ..... Carlos Emmons vs. Buccaneers (W).....	2.0
09/23/12 ..... Jason Babin at Cardinals (L).....	1.5	12/09/01 ..... Derrick Burgess at Chargers (W).....	2.0
12/18/11 ..... Jason Babin vs. Jets (W).....	3.0	11/29/01 ..... Corey Simon at Chiefs (W).....	2.0
12/11/11 ..... Jason Babin at Dolphins (W).....	3.0	11/25/01 ..... Corey Simon vs. Washington (L).....	2.0
..... Trent Cole at Dolphins (W).....	3.0	11/18/01 ..... Troy Vincent at Cowboys (W).....	1.5
12/01/11 ..... Jason Babin at Seahawks (L).....	2.0	11/11/01 ..... Hugh Douglas vs. Vikings (W).....	2.5
10/30/11 ..... Jason Babin vs. Cowboys (W).....	2.0	11/04/01 ..... Hugh Douglas vs. Cardinals (W).....	2.0



## MULTI-SACK GAMES (SINCE 1982)

09/23/01 ..... Brandon Whiting at Seahawks (W) ..... 2.0	12/13/92 ..... Clyde Simmons at Seahawks (W) ..... 2.0
12/31/00 ..... <i>Hugh Douglas vs. Buccaneers (W) ..... 2.0</i>	Reggie White at Seahawks (W) ..... 2.0
11/19/00 ..... Brian Dawkins vs. Cardinals (W) ..... 2.0	12/06/92 ..... Andy Harmon vs. Vikings (W) ..... 2.5
Corey Simon* vs. Cardinals (W) ..... 1.5	11/29/92 ..... Mike Pitts at 49ers (L) ..... 2.0
Jeremiah Trotter vs. Cardinals (W) ..... 2.0	11/22/92 ..... Clyde Simmons at Giants (W) ..... 3.0
11/05/00 ..... Brandon Whiting vs. Cowboys (W) ..... 1.5	Reggie White at Giants (W) ..... 3.5
10/22/00 ..... Hugh Douglas vs. Bears (W) ..... 1.5	11/08/92 ..... Clyde Simmons vs. Raiders (W) ..... 1.5
10/08/00 ..... Hugh Douglas vs. Washington (L) ..... 2.0	Reggie White vs. Raiders (W) ..... 1.5
09/24/00 ..... Corey Simon* at Saints (W) ..... 2.0	10/11/92 ..... Clyde Simmons at Chiefs (L) ..... 2.0
09/17/00 ..... Hugh Douglas at Packers (L) ..... 2.5	10/05/92 ..... Reggie White vs. Cowboys (W) ..... 2.0
09/03/00 ..... Hugh Douglas at Cowboys (W) ..... 2.0	09/20/92 ..... Clyde Simmons vs. Broncos (W) ..... 1.5
01/02/00 ..... Tyrone Williams vs. Rams (W) ..... 2.0	09/13/92 ..... Clyde Simmons at Cardinals (W) ..... 3.0
12/19/99 ..... Mike Mamula vs. Patriots (W) ..... 3.0	12/22/91 ..... Reggie White vs. Washington (W) ..... 2.0
10/31/99 ..... Greg Jefferson vs. Giants (L) ..... 1.5	12/08/91 ..... Clyde Simmons at Giants (W) ..... 2.0
11/22/98 ..... Bill Johnson at Giants (L) ..... 1.5	12/02/91 ..... Seth Joyner at Oilers (W) ..... 2.0
11/15/98 ..... Hugh Douglas at Washington (L) ..... 1.5	11/17/91 ..... Clyde Simmons vs. Bengals (W) ..... 2.0
11/08/98 ..... Hugh Douglas vs. Lions (W) ..... 2.5	Reggie White vs. Bengals (W) ..... 2.0
10/18/98 ..... Hugh Douglas at Chargers (L) ..... 4.5	11/04/91 ..... Clyde Simmons vs. Giants (W) ..... 1.5
10/11/98 ..... Hugh Douglas vs. Washington (W) ..... 1.5	Reggie White vs. Giants (W) ..... 1.5
Hollis Thomas vs. Washington (W) ..... 2.0	10/06/91 ..... Wes Hopkins at Buccaneers (L) ..... 2.0
Al Wallace vs. Washington (W) ..... 1.5	09/22/91 ..... Clyde Simmons vs. Steelers (W) ..... 2.0
12/14/97 ..... Greg Jefferson at Falcons (L) ..... 2.0	09/15/91 ..... Jerome Brown at Cowboys (W) ..... 2.5
11/02/97 ..... Hollis Thomas at Cardinals (L) ..... 1.5	Mike Golic at Cowboys (W) ..... 2.0
10/26/97 ..... Rhett Hall vs. Cowboys (W) ..... 3.5	Clyde Simmons at Cowboys (W) ..... 4.5
William Thomas vs. Cowboys (W) ..... 2.0	09/01/91 ..... Reggie White at Packers (W) ..... 3.0
09/15/97 ..... Bobby Taylor at Cowboys (L) ..... 2.0	12/29/90 ..... Seth Joyner at Cardinals (W) ..... 2.0
12/22/96 ..... William Fuller vs. Cardinals (W) ..... 3.0	12/16/90 ..... Clyde Simmons vs. Packers (W) ..... 1.5
12/01/96 ..... William Fuller vs. Giants (W) ..... 2.0	Reggie White vs. Packers (W) ..... 1.5
11/24/96 ..... William Thomas at Cardinals (L) ..... 2.0	11/18/90 ..... Clyde Simmons at Falcons (W) ..... 2.0
10/13/96 ..... William Fuller at Giants (W) ..... 2.0	11/12/90 ..... Reggie White vs. Washington (W) ..... 2.0
Rhett Hall at Giants (W) ..... 1.5	11/04/90 ..... Seth Joyner vs. Patriots (W) ..... 2.0
Mike Mamula at Giants (W) ..... 2.5	10/15/90 ..... Jessie Small vs. Vikings (W) ..... 2.0
William Thomas at Giants (W) ..... 1.5	09/30/90 ..... Reggie White vs. Colts (L) ..... 3.0
09/22/96 ..... William Fuller at Falcons (W) ..... 2.0	09/16/90 ..... Mike Pitts vs. Cardinals (L) ..... 2.0
09/01/96 ..... Mike Mamula at Washington (W) ..... 2.0	Reggie White vs. Cardinals (L) ..... 2.0
12/17/95 ..... William Fuller vs. Cardinals (L) ..... 2.0	12/18/89 ..... Jerome Brown at Saints (L) ..... 2.0
12/10/95 ..... William Fuller vs. Cowboys (W) ..... 1.5	10/29/89 ..... Clyde Simmons at Broncos (W) ..... 3.5
12/03/95 ..... William Fuller at Seahawks (L) ..... 2.0	Reggie White at Broncos (W) ..... 1.5
Kevin Johnson at Seahawks (L) ..... 2.0	10/22/89 ..... Seth Joyner vs. Raiders (W) ..... 2.0
11/19/95 ..... Andy Harmon vs. Giants (W) ..... 2.0	10/15/89 ..... Jerome Brown at Cardinals (W) ..... 2.5
Mike Mamula vs. Giants (W) ..... 3.0	10/8/89 ..... Reggie White vs. Giants (W) ..... 2.0
10/29/95 ..... William Fuller vs. Rams (W) ..... 2.0	09/24/89 ..... Mike Pitts vs. 49ers (L) ..... 2.0
Andy Harmon vs. Rams (W) ..... 2.0	Clyde Simmons vs. 49ers (L) ..... 2.0
10/15/95 ..... Andy Harmon at Giants (W) ..... 2.0	Reggie White vs. 49ers (L) ..... 2.5
Kevin Johnson at Giants (W) ..... 2.0	09/17/89 ..... Jerome Brown at Washington (W) ..... 2.0
10/08/95 ..... Andy Harmon vs. Washington (W) ..... 3.0	09/10/89 ..... Clyde Simmons vs. Seahawks (W) ..... 2.0
10/01/95 ..... Mike Mamula at Saints (W) ..... 2.0	12/18/88 ..... Reggie White at Cowboys (W) ..... 2.0
12/18/94 ..... Mike Flores vs. Giants (L) ..... 2.0	12/10/88 ..... Reggie White at Cardinals (W) ..... 2.0
12/04/94 ..... William Fuller at Cowboys (L) ..... 1.5	11/27/88 ..... Clyde Simmons vs. Cardinals (W) ..... 2.5
11/06/94 ..... Andy Harmon vs. Cardinals (W) ..... 2.0	11/06/88 ..... Reggie White vs. Rams (W) ..... 2.0
10/24/94 ..... William Thomas vs. Oilers (W) ..... 2.0	10/30/88 ..... Reggie White vs. Falcons (L) ..... 2.0
09/18/94 ..... Bill Romanowski vs. Packers (W) ..... 1.5	10/10/88 ..... Reggie White vs. Giants (W) ..... 2.5
09/12/94 ..... William Fuller vs. Bears (W) ..... 2.0	10/02/88 ..... Clyde Simmons vs. Oilers (W) ..... 2.0
01/03/94 ..... Andy Harmon vs. 49ers (W) ..... 3.0	09/25/88 ..... Reggie White at Vikings (L) ..... 4.0
12/26/93 ..... Clyde Simmons vs. Saints (W) ..... 2.0	12/27/87 ..... Reggie White vs. Bills (W) ..... 2.0
12/06/93 ..... Andy Harmon at Cowboys (L) ..... 2.5	12/20/87 ..... Reggie White at Jets (W) ..... 2.0
11/28/93 ..... Mike Flores at Washington (W) ..... 2.0	12/06/87 ..... Reggie White at Giants (L) ..... 2.0
10/31/93 ..... Andy Harmon vs. Cowboys (L) ..... 2.0	11/29/87 ..... Mike Pitts at Patriots (W) ..... 2.0
09/19/93 ..... Clyde Simmons vs. Washington (W) ..... 2.0	Reggie White at Patriots (W) ..... 2.0
12/27/92 ..... Clyde Simmons vs. Giants (W) ..... 1.5	11/22/87 ..... Reggie White vs. Rams (L) ..... 2.0

# SACK RECORDS

GO  
BIRDS

## MULTI-SACK GAMES (SINCE 1982)

11/15/87	Reggie White vs. Giants (L)	3.0
11/01/87	Jerome Brown at Rams (W)	2.0
	Reggie White at Rams (W)	2.0
10/25/87	Reggie White vs. Cowboys (W)	2.5
10/18/87	Ray Phillips at Packers (L)	1.5
	Fred Smalls at Packers (L)	2.5
09/20/87	Clyde Simmons vs. Saints (W)	1.5
	Reggie White vs. Saints (W)	1.5
12/14/86	Reggie White at Cowboys (W)	3.0
12/07/86	Reggie White vs. Rams (T)	2.0
11/30/86	Reggie White at Raiders (W)	4.0
11/23/86	Ken Clarke at Seahawks (L)	2.0
11/09/86	Greg Brown vs. Giants (L)	2.0
11/02/86	Reggie White at Rams (L)	4.0
10/05/86	Garry Cobb at Falcons (W)	4.0
09/07/86	Ken Clarke at Washington (L)	2.0
12/22/85	Garry Cobb at Vikings (W)	2.0
	Reggie White at Vikings (W)	2.0
	Reggie Wilkes at Vikings (W)	2.0
12/08/85	Ray Ellis vs. Washington (L)	2.0
11/17/85	Reggie White at Rams (W)	3.0
11/10/85	Ken Clarke vs. Falcons (W)	2.0
	Reggie White vs. Falcons (W)	2.0
10/13/85	Greg Brown vs. Rams (W)	3.0
10/06/85	Greg Brown at Saints (L)	1.5
	Ken Clarke at Saints (L)	1.5
09/29/85	Ken Clarke vs. Giants (L)	1.5
	Reggie White vs. Giants (L)	2.5
12/16/84	Greg Brown at Falcons (L)	4.0
	Ken Clarke at Falcons (L)	2.0
	Byron Darby at Falcons (L)	2.0
12/09/84	Byron Darby vs. Patriots (W)	1.5
	Dennis Harrison vs. Patriots (W)	1.5
12/02/84	Greg Brown vs. Cowboys (L)	1.5
11/25/84	Dennis Harrison at Rams (L)	1.5
11/04/84	Ken Clarke at Lions (T)	3.0
10/21/84	Greg Brown vs. Giants (W)	1.5
	Dennis Harrison vs. Giants (W)	2.0
10/14/84	Ken Clarke vs. Colts (W)	2.0
	Dennis Harrison vs. Colts (W)	2.0
09/30/84	Greg Brown at Washington (L)	2.0
12/18/83	Greg Brown at Rams (L)	2.5
11/20/83	Greg Brown vs. Giants (L)	2.0
11/13/83	Dennis Harrison at Bears (L)	3.0
10/09/83	Dennis Harrison at Giants (W)	2.0
10/02/83	Dennis Harrison at Falcons (W)	3.0
09/25/83	Carl Hairston at Rams (L)	2.0
	Joel Williams at Rams (L)	1.5
12/26/82	Greg Brown at Cowboys (W)	2.0
	Dennis Harrison at Cowboys (W)	1.5
12/19/82	Carl Hairston vs. Oilers (W)	2.0
12/11/82	Dennis Harrison at Giants (L)	2.0
12/05/82	Dennis Harrison vs. Rams (L)	2.0
11/28/82	Dennis Harrison at Washington (L)	2.0

\* Rookie | *Playoff Game*



TRENT COLE



CLYDE SIMMONS



BRANDON GRAHAM



# INTERCEPTION RECORDS

## MOST INTERCEPTIONS, Career

Rk	Player	INTs	Yds	Avg	Lg	TD
1t.	Brian Dawkins (1996-2008)	34	515	15.1	67t	2
	Eric Allen (1988-94)	34	482	14.2	94t	5
	Bill Bradley (1969-76)	34	536	15.8	56t	1
4.	Herman Edwards (1977-85)	33	98	3.0	25	1
5.	Wes Hopkins (1983-93)	30	241	8.0	33	1
6.	Don Burroughs (1960-64)	29	351	12.1	46	0
7.	Troy Vincent (1996-2003)	28	341	12.2	90t	1
8t.	Joe Scarpati (1964-69)	24	402	16.8	67t	3
	Ernie Steele (1942-48)	24	404	16.8	62	0
10t.	Asante Samuel (2008-11)	23	304	13.2	50t	2
	Roynell Young (1980-88)	23	106	4.6	33	0

### INTERCEPTION RETURN YARDS

Rk	Player	Yds
1.	Bill Bradley (1969-76)	536
2.	Brian Dawkins (1996-2008)	515
3.	Eric Allen (1988-94)	482
4.	Lito Sheppard (2002-08)	460
5.	Ernie Steele (1942-48)	404

### INTERCEPTIONS RETURNED FOR TDs

Rk	Player	TD
1.	Eric Allen (1988-94)	5
2.	Malcolm Jenkins (2014-19)	4
3t.	Sheldon Brown (2002-09)	3
	Lito Sheppard (2002-08)	3
	Joe Scarpati (1964-69)	3

## MOST INTERCEPTIONS, Season

Rk	Player	INTs	Yds	Avg	Lg	TD
1.	Bill Bradley (1971)	11	248	22.5	51	0
2t.	Asante Samuel (2009)	9	117	13.0	37	0
	Bill Bradley (1972)	9	73	8.1	21	0
	Don Burroughs (1960)	9	124	13.8	46	0
	Ed "Bibbles" Bawel (1955)	9	168	18.7	42t	2
6t.	Eric Allen (1989)	8	38	4.8	18	0
	Terry Hoage (1988)	8	116	14.5	38	0
	Joe Scarpati (1966)	8	182	22.8	32	0
	Bob Hudson (1954)	8	89	11.1	32	0
	Tom Brookshier (1953)	8	41	5.1	22	0
	Ed "Bibbles" Bawel (1952)	8	121	15.1	35	0

### INTERCEPTION RETURN YARDS

Rk	Player	Yds
1.	Bill Bradley (1971)	248
2.	Eric Allen (1993)	201
3.	Joe Scarpati (1966)	182
4.	Lito Sheppard (2004)	172
5.	Ed "Bibbles" Bawel (1955)	168

### INTERCEPTIONS RETURNED FOR TDs

Rk	Player	TD
1.	Eric Allen (1993)	4
2t.	Malcolm Jenkins (2016)	2
	Lito Sheppard (2004)	2
	Seth Joyner (1992)	2
	Ed "Bibbles" Bawel (1955)	2

NFL Record



BRIAN DAWKINS



ERIC ALLEN

# INTERCEPTION RECORDS

## MOST INTERCEPTIONS, Game

Rk	Player	INT
1.	Russ Craft (9/24/50 at Chi. Cardinals).....	4
2t.	Kurt Coleman (10/16/11 at Washington).....	3
	Joe Scarpati (10/23/66 at Giants).....	3
	Jim Nettles (12/12/65 at Steelers).....	3
	Nate Ramsey (11/28/65 at StL Cardinals).....	3
	Don Burroughs (12/3/61 at Steelers).....	3
	Chuck Weber (9/30/60 at Cowboys).....	3
	Joe Sutton (9/24/50 at Chi. Cardinals).....	3
	Gil Steinke (11/10/46 at Giants).....	3
	Roy Zimmerman (12/9/45 vs. Boston Yanks).....	3
	Roy Zimmerman (12/10/44 vs. Cleveland Rams).....	3

NFL Record

## MOST INTERCEPTION YARDS, Game

Rk	Player	Yds
1.	Frank LeMaster (12/21/75 at Washington).....	114
2.	Lito Sheppard (10/8/06 vs. Cowboys).....	102
3.	Lito Sheppard (11/15/04 at Cowboys).....	101
4t.	Malcolm Jenkins (12/6/15 at Patriots).....	99
	Jerry Norton (10/5/57 vs. Giants).....	99

## INTERCEPTIONS RETURNED FOR TD, Game

Rk	Player	TD
1.	Eric Allen (12/26/93 vs. Saints).....	2



BILL BRADLEY

## GAMES WITH 3 INTERCEPTIONS

### MOST 3-INT GAMES, Career

Rk	Player	Total
1t.	Kurt Coleman (2010-13).....	1
	Nate Ramsey (1963-72).....	1
	Joe Scarpati (1964-69).....	1
	Jim Nettles (1965-68).....	1
	Don Burroughs (1960-64).....	1
	Chuck Weber (1959-61).....	1

\*Includes playoff games\*

## GAMES WITH MULTIPLE INTERCEPTIONS

### MOST MULTI-INT GAMES, Career

Rk	Player	Total
1.	Bill Bradley (1969-76).....	7
2t.	Herman Edwards (1977-85).....	5
	Don Burroughs (1960-64).....	5
4t.	Asante Samuel (2008-11).....	4
	Eric Allen (1988-94).....	4
	Wes Hopkins (1983-93).....	4
	Joe Scarpati (1964-69).....	4

\*Includes playoff games\*

### MOST MULTI-INT GAMES, Season

Rk	Player	Total
1.	Bill Bradley (1971).....	4
2t.	8x, last: Asante Samuel (2010).....	2

\*Regular season only\*

## CONSECUTIVE MULTI-INT GAMES

Rk	Player	Total
1.	Bill Bradley (1971).....	2

## CONSECUTIVE GAMES WITH INT-TD

Rk	Player	Total
1.	Eric Allen (1993).....	2

## LONGEST INTERCEPTION RETURNS

Rk	Player	Yds
1.	James Willis intercepted pass 4 yards deep in the end zone and returned it 14 yards before lateraling to Troy Vincent, who ran 90 yards for a TD (11/3/96 at Cowboys - QB Troy Aikman).....	104t
2.	Lito Sheppard (10/8/06 vs. Cowboys - QB Drew Bledsoe).....	102t
3.	Lito Sheppard (11/15/04 at Cowboys - QB Vinny Testaverde).....	101t
4t.	Malcolm Jenkins (12/6/15 at Patriots - QB Tom Brady).....	99t
	Jerry Norton (10/5/57 vs. Giants - QB Charlie Conerly, deflected off goal post).....	99t
6t.	Eric Allen (10/3/93 at Jets - QB Boomer Esiason).....	94t
	Irv Cross (10/25/64 at Steelers - QB Terry Nofsinger).....	94t
8.	Jack Hinkle (10/9/43 vs. Giants - QB Tuffy Leemans).....	91



# INTERCEPTION RECORDS



## MULTI-INTERCEPTION GAMES (SINCE 1960)

10/10/21 ..... <b>Darius Slay (CB) at Panthers (W)</b> .....	2	09/22/80 ..... Herman Edwards vs. Giants (W).....	2
01/01/17 ..... Jordan Hicks (LB) vs. Cowboys (W).....	2	11/04/79 ..... Herman Edwards vs. Browns (L).....	2
12/22/16 ..... Malcolm Jenkins vs. Giants (W).....	2	10/14/79 ..... Randy Logan at Rams (W).....	2
09/09/12 ..... Kurt Coleman at Browns (W).....	2	12/17/78 ..... Herman Edwards vs. Giants (W).....	2
..... Dominique Rodgers-Cromartie at Browns (W).....	2	09/17/78 ..... Deac Sanders at Saints (W).....	2
10/16/11 ..... Kurt Coleman at Washington (W).....	3	12/04/77 ..... Randy Logan at Cowboys (L).....	2
11/21/10 ..... Asante Samuel vs. Giants (W).....	2	11/06/77 ..... Deac Sanders vs. Saints (W).....	2
11/15/10 ..... Dimitri Patterson at Washington (W).....	2	10/09/77 ..... Deac Sanders at Giants (W).....	2
11/07/10 ..... Asante Samuel vs. Colts (W).....	2	12/21/75 ..... Frank LeMaster at Washington (W).....	2
11/29/09 ..... Asante Samuel vs. Washington (W).....	2	..... Artimus Parker at Washington (W).....	2
10/11/09 ..... Asante Samuel vs. Buccaneers (W).....	2	11/30/75 ..... Bill Bergey vs. 49ers (W).....	2
09/13/09 ..... Sheldon Brown at Panthers (W).....	2	10/05/75 ..... Bill Bradley vs. Washington (W).....	2
10/08/06 ..... Lito Sheppard vs. Cowboys (W).....	2	11/05/72 ..... Bill Bradley vs. Rams (T).....	2
10/02/05 ..... Sheldon Brown at Chiefs (W).....	2	10/08/72 ..... Bill Bradley at Washington (L).....	2
10/17/04 ..... Lito Sheppard vs. Panthers (W).....	2	12/12/71 ..... Leroy Keyes vs. Rams (W).....	2
12/08/02 ..... Bobby Taylor at Seahawks (W).....	2	11/21/71 ..... Bill Bradley at Rams (W).....	2
01/12/02 ..... <b>Damon Moore vs. Buccaneers (W)</b> .....	2	11/07/71 ..... Bill Bradley at Washington (T).....	2
12/16/01 ..... Brian Dawkins at Washington (W).....	2	10/31/71 ..... Bill Bradley vs. Broncos (W).....	2
09/24/00 ..... Troy Vincent at Saints (W).....	2	09/26/71 ..... Bill Bradley vs. Cowboys (L).....	2
12/19/99 ..... Troy Vincent vs. Patriots (W).....	2	11/08/70 ..... Adrian Young vs. Dolphins (W).....	2
12/14/96 ..... Michael Zordich at Jets (W).....	2	12/21/69 ..... Joe Scarpati at 49ers (L).....	2
09/22/96 ..... William Thomas at Falcons (W).....	2	10/13/69 ..... Nate Ramsey at Colts (L).....	2
12/17/95 ..... William Thomas vs. Cardinals (W).....	2	11/17/68 ..... Al Nelson at Giants (L).....	2
10/15/95 ..... William Thomas at Giants (W).....	2	10/29/67 ..... Ron Medved vs. Cowboys (W).....	2
12/26/93 ..... Eric Allen vs. Saints (W).....	2	10/23/66 ..... Joe Scarpati at Giants (W).....	3
10/17/93 ..... Mark McMillian at Giants (L).....	2	09/18/66 ..... Joe Scarpati vs. Falcons (W).....	2
01/03/93 ..... <b>Eric Allen at Saints (W)</b> .....	2	12/12/65 ..... Jim Nittles at Steelers (W).....	3
11/08/92 ..... Eric Allen vs. Raiders (W).....	2	..... Joe Scarpati at Steelers (W).....	2
11/17/91 ..... Wes Hopkins vs. Bengals (W).....	2	11/28/65 ..... Nate Ramsey at Rams (W).....	3
09/15/91 ..... Rich Miano at Cowboys (W).....	2	..... Al Nelson at Rams (W).....	2
12/23/90 ..... Eric Allen vs. Cowboys (W).....	2	12/13/64 ..... Nate Ramsey at Rams (L).....	2
12/18/88 ..... Wes Hopkins at Cowboys (W).....	2	12/01/63 ..... Dave Lloyd at Steelers (T).....	2
11/20/88 ..... Terry Hoage at Giants (W).....	2	10/13/63 ..... Don Burroughs at Washington (W).....	2
09/04/88 ..... Terry Hoage at Buccaneers (W).....	2	12/09/62 ..... Ben Scotti vs. Steelers (L).....	2
09/20/87 ..... Elbert Foules vs. Saints (W).....	2	10/06/62 ..... Don Burroughs at Steelers (L).....	2
12/21/86 ..... Roynell Young vs. Washington (L).....	2	12/03/61 ..... Chuck Bednarik at Steelers (W).....	2
09/14/86 ..... Andre Waters at Bears (L).....	2	..... Don Burroughs at Steelers (W).....	3
10/20/85 ..... Wes Hopkins vs. Cowboys (W).....	2	11/27/60 ..... Don Burroughs vs. Giants (W).....	2
12/02/84 ..... Wes Hopkins vs. Cowboys (L).....	2	10/16/60 ..... Gene Johnson vs. Lions (W).....	2
12/19/82 ..... Roynell Young vs. Oilers (W).....	2	10/09/60 ..... Don Burroughs vs. Rams (W).....	2
12/20/81 ..... Herman Edwards vs. Rams (W).....	2	09/30/60 ..... Chuck Weber at Cowboys (W).....	3
09/17/81 ..... Brenard Wilson at Bills (W).....	2		
01/03/81 ..... <b>Herman Edwards vs. Vikings (W)</b> .....	2		
..... <b>Roynell Young vs. Vikings (W)</b> .....	2		

\* Rookie | Playoff Game

# PUNTING RECORDS



## HIGHEST GROSS AVERAGE, Career

Rk	Player	Punts	Yds	Gross	Net	In20	Lg	Blk
1.	Cameron Johnston (2018-20)	203	9,547	47.0	41.8	78	68	0
2.	Donnie Jones (2013-17)	374	16,971	45.4	40.5	138	72	4
3.	Joe Muha (1946-50)	179	7,688	43.0	---	---	82	2
4.	Sav Rocca (2007-10)	299	12,817	42.9	37.6	102	65	1
5.	Sean Landeta (1999-2002, '05)	376	16,092	42.8	35.9	96	64	1

## HIGHEST NET AVERAGE, Career

Rk	Player	Punts	Yds	Gross	Net	In20	Lg	Blk
1.	Cameron Johnston (2018-20)	203	9,547	47.0	41.8	78	68	0
2.	Donnie Jones (2013-17)	374	16,971	45.4	40.5	138	72	4
3.	Sav Rocca (2007-10)	299	12,817	42.9	37.6	102	65	1
4.	Dirk Johnson (2003-06)	268	11,180	41.7	36.0	79	62	0
5.	Sean Landeta (1999-2002, '05)	376	16,092	42.8	35.9	96	64	1

### PUNTS

Rk	Player	Punts
1.	Adrian Burk (1951-56).....	393
2.	Sean Landeta (1999-2002, '05).....	376
3.	Tom Hutton (1995-98).....	349
4.	John Teltschik (1986-89).....	345
5.	Max Runager (1979-83, '89).....	332

### PUNTS INSIDE 20

Rk	Player	In20
1.	Donnie Jones (2013-17).....	138
2.	Jeff Feagles (1990-93).....	106
3.	Sav Rocca (2007-10).....	102
4.	Sean Landeta (1999-2002, '05).....	96
5.	Dirk Johnson (2003-06).....	79

## HIGHEST GROSS AVERAGE, Season

Rk	Player	Punts	Yds	Gross	Net	In20	Lg	Blk
1.	Cameron Johnston (2018)	61	2,937	48.2	42.7	24	68	0
2.	Joe Muha (1948)	57	2,694	47.3	---	---	82	0
3.	Donnie Jones (2015)	86	4,038	47.0	41.6	29	64	2
4.	Cameron Johnston (2020)	71	3,318	46.7	40.6	26	66	0
5.	Mat McBriar (2012)	55	2,560	46.6	36.5	13	66	1

## HIGHEST NET AVERAGE, Season

Rk	Player	Punts	Yds	Gross	Net	In20	Lg	Blk
1.	Cameron Johnston (2018)	61	2,937	48.2	42.7	24	68	0
2.	Cameron Johnston (2019)	71	3,292	46.4	42.3	28	61	0
3.	Donnie Jones (2015)	86	4,038	47.0	41.6	29	64	2
4.	Donnie Jones (2016)	63	2,888	45.8	40.7	21	72	0
5.	Cameron Johnston (2020)	71	3,318	46.7	40.6	26	66	0

Led NFL Note: Net average and inside-the-20 became official NFL statistics in 1976

### PUNTS

Rk	Player	Punts
1.	John Teltschik (1986).....	108
2.	Sean Landeta (1999).....	107
3.	Tom Hutton (1998).....	104
4.	John Teltschik (1988).....	98
5.	Sean Landeta (2001).....	97

### PUNTS INSIDE 20

Rk	Player	In20
1.	Donnie Jones (2014).....	34
2.	Donnie Jones (2013).....	33
3.	Jeff Feagles (1993).....	31
4t.	Donnie Jones (2015).....	29
	Jeff Feagles (1991).....	29

## HIGHEST GROSS AVERAGE, Game

Rk	Player	Avg
1.	Mat McBriar (10/14/12 vs. Lions).....	56.6
2.	Cameron Johnston (9/16/18 at Buccaneers).....	56.0
3.	Chas Henry (9/9/12 at Browns).....	55.0

## HIGHEST NET AVERAGE, Game

Rk	Player	Avg
1.	Donnie Jones (11/17/13 vs. Washington).....	50.7
2.	Cameron Johnston (9/13/20 at Washington).....	50.2
3.	Donnie Jones (10/19/15 vs. Giants).....	49.0

### LONGEST PUNTS

Rk	Player	Yds
1.	Randall Cunningham (12/3/89 at Giants).....	91
2.	Joe Muha (10/10/48 vs. Giants).....	82
3t.	Randall Cunningham (10/16/94 at Cowboys).....	80
	King Hill (11/11/62 vs. Packers).....	80
5.	Jeff Feagles (9/15/91 at Cowboys).....	77

# KICKOFF RETURN RECORDS



## HIGHEST KICKOFF RETURN AVERAGE, Career

Rk	Player	KOR	Yds	Avg	Lg	TD
1.	Josh Huff (2014-16)	42	1,165	27.7	107t	2
2.	Steve Van Buren (1944-51)	76	2,030	26.7	98t	3
3.	Irv Cross (1961-69)	28	745	26.6	74	0
4.	Timmy Brown (1960-67)	169	4,483	26.5	105t	5
5.	Al Nelson (1965-73)	101	2,625	26.0	78	0
6.	Wilbert Montgomery (1977-84)	32	814	25.4	99t	1
7.	Quintin Demps (2008-09)	58	1,469	25.3	100t	1
8.	Brian Mitchell (2000-02)	131	3,311	25.3	94t	2
9.	Allen Rossum (1998-99)	98	2,427	24.8	89t	1
10.	Billy Walik (1970-72)	67	1,640	24.5	82	0

### KICKOFF RETURNS

Rk	Player	KOR
1.	Timmy Brown (1960-67)	169
2.	Brian Mitchell (2000-02)	131
3.	Al Nelson (1965-73)	101
4.	Allen Rossum (1998-99)	98
5.	Larry Marshall (1974-77)	88

### KICKOFF RETURN YARDS

Rk	Player	Yds
1.	Timmy Brown (1960-67)	4,483
2.	Brian Mitchell (2000-02)	3,311
3.	Al Nelson (1965-73)	2,625
4.	Allen Rossum (1998-99)	2,427
5.	Larry Marshall (1974-77)	2,075

### KICKOFF RETURN TDs

Rk	Player	TD
1.	Timmy Brown (1960-67)	5
2t.	Derrick Witherspoon (1995-97)	3
	Steve Van Buren (1944-51)	3
4t.	Josh Huff (2014-16)	2
	Brian Mitchell (2000-02)	2

## HIGHEST KICKOFF RETURN AVERAGE, Season

Rk	Player	KOR	Yds	Avg	Lg	TD
1.	Al Nelson (1972)	25	728	29.1	78	0
2.	Steve Van Buren (1945)	13	373	<b>28.7</b>	<b>98t</b>	<b>1</b>
3.	Timmy Brown (1963)	<u>33</u>	<u>945</u>	28.6	100t	1
4.	Timmy Brown (1966)	20	562	28.1	93t	<b>2</b>
5.	Timmy Brown (1961)	<b>29</b>	<b>811</b>	28.0	<b>105t</b>	1
6.	Timmy Brown (1962)	30	831	27.7	99t	<b>1</b>
7.	Herschel Walker (1994)	21	581	27.7	94t	1
8.	Don Stevens (1952)	16	433	27.1	51	0
9.	Brian Mitchell (2002)	43	1,162	27.0	57	0
10.	Wilbert Montgomery (1977)	23	619	<u>26.9</u>	<u>99t</u>	1

Led NFL Led Conference

### KICKOFF RETURNS

Rk	Player	KOR
1.	Allen Rossum (1999)	54
2.	Derrick Witherspoon (1996)	53
3.	Quintin Demps (2008)	52
4.	Herman Hunter (1985)	48
5t.	Brian Mitchell (2000)	47
	Duce Staley (1997)	47

### KICKOFF RETURN YARDS

Rk	Player	Yds
1.	Allen Rossum (1999)	1,347
2.	Quintin Demps (2008)	1,314
3.	Derrick Witherspoon (1996)	1,271
4.	Brian Mitchell (2002)	1,162
5.	Duce Staley (1997)	1,139

### KICKOFF RETURN TDs

Rk	Player	TD
1.	Derrick Witherspoon (1996)	2
	Timmy Brown (1966)	2

NFL Record

### LONGEST KICKOFF RETURNS

Rk	Player	Yds
1.	Josh Huff (11/23/2014 vs. Titans)	107t
2.	Timmy Brown (9/17/1961 vs. Browns)	105t
3.	Russ Craft (10/7/1950 vs. LA Rams)	103t
4.	Chris Polk (9/21/2014 vs. Washington)	102t
5t.	Quintin Demps (11/23/2008 at Ravens)	100t
	Timmy Brown (9/22/1963 vs. StL. Cardinals)	100t
	Dave Smukler (11/13/1938 at Brooklyn Dodgers)	100t

## MOST KICKOFF RETURNS, Game

Rk	Player	KOR
1t.	Quintin Demps (11/9/08 vs. Giants)	8
	Allen Rossum (11/21/99 vs. Colts)	8
	Derrick Witherspoon (11/24/96 at Cardinals)	8

## MOST KICKOFF RETURN YARDS, Game

Rk	Player	Yds
1.	Derrick Witherspoon (11/24/96 at Cardinals)	253
2.	Timmy Brown (11/6/66 vs. Cowboys)	247
3.	Allen Rossum (11/14/99 vs. Washington)	222

## MOST KICKOFF RETURN TOUCHDOWNS, Game

Rk	Player	TD
1.	Timmy Brown (11/6/66 vs. Cowboys)	<b>2</b>

# PUNT RETURN RECORDS



## HIGHEST PUNT RETURN AVERAGE, Career

Rk	Player	PR	FC	Yds	Avg	Lg	TD
1.	Ernie Steele (1942-48)	44	---	737	16.8	80t	1
2.	Steve Van Buren (1944-51)	34	---	473	13.9	55t	2
3.	Pat McHugh (1947-51)	31	---	402	13.0	69t	1
4.	Brian Westbrook (2002-09)	39	21	498	12.8	84t	2
5.	Brian Mitchell (2000-02)	117	66	1,369	11.7	76t	2
6.	Darren Sproles (2014-19)	116	68	1,355	11.7	89t	4
7.	Frank Reagan (1949-51)	27	---	304	11.3	42	1
8.	Bosh Pritchard (1942, '47-51)	91	---	975	10.7	55t	1
9.	Vai Sikahema (1992-93)	73	30	778	10.7	87t	1
10.	Larry Marshall (1974-77)	104	16	1,086	10.4	48	0

### PUNT RETURNS

Rk	Player	PR
1.	Wally Henry (1977-82)	148
2.	DeSean Jackson (2008-13, '19-20)	132
3t.	Brian Mitchell (2000-02)	117
	John Sciarra (1978-83)	117
5.	Darren Sproles (2014-19)	116

### PUNT RETURN YARDS

Rk	Player	Yds
1.	Brian Mitchell (2000-02)	1,369
2.	Darren Sproles (2014-19)	1,355
3.	DeSean Jackson (2008-13, '19-20)	1,296
4.	Wally Henry (1977-82)	1,231
5.	Larry Marshall (1974-77)	1,086

### PUNT RETURN TDs

Rk	Player	TD
1t.	DeSean Jackson (2008-13, '19-20)	4
	Darren Sproles (2014-19)	4
3t.	Brian Westbrook (2002-09)	2
	Brian Mitchell (2000-02)	2
	Steve Van Buren (1944-51)	2

## HIGHEST PUNT RETURN AVERAGE, Season

Rk	Player	PR	FC	Yds	Avg	Lg	TD
1.	Steve Van Buren (1944)	15	---	230	15.3	55	1
2.	Brian Westbrook (2003)	20	16	306	15.3	84t	2
3.	DeSean Jackson (2009)	29	15	441	15.2	85t	2
4.	Alvin Haymond (1968)	15	6	201	13.4	54t	1
5.	Darren Sproles (2016)	17	13	224	13.2	66	0
6.	Darren Sproles (2014)	39	16	506	13.0	82t	2
7.	Reno Mahe (2005)	21	9	269	12.8	44	0
8.	Frank Reagan (1949)	21	---	266	12.7	42	1
9.	Kelvin Martin (1995)	17	10	214	12.6	38	0
10.	Vai Sikahema (1992)	40	10	503	12.6	87t	1

Led NFL Led Conference

### PUNT RETURNS

Rk	Player	PR
1.	Wally Henry (1981)	54
2.	Rod Harris (1991)	53
3.	DeSean Jackson (2008)	50
4t.	Brian Mitchell (2002)	46
	Larry Marshall (1977)	46

### PUNT RETURN YARDS

Rk	Player	Yds
1.	Brian Mitchell (2002)	567
2.	Darren Sproles (2014)	506
3.	Vai Sikahema (1992)	503
4.	Larry Marshall (1977)	489
5.	Brian Mitchell (2001)	467

### PUNT RETURN TDs

Rk	Player	TD
1t.	Darren Sproles (2015)	2
	Darren Sproles (2014)	2
	DeSean Jackson (2009)	2
	Brian Westbrook (2003)	2

### LONGEST PUNT RETURNS

Rk	Player	Yds
1.	Damaris Johnson (12/2/2012 at Cowboys)	98t
2.	Darren Sproles (9/27/2015 at Jets)	89t
3.	Vai Sikahema (11/22/1992 at Giants)	87t
4.	DeSean Jackson (9/13/2009 at Panthers)	85t
5.	Brian Westbrook (10/19/2003 at Giants)	84t
6.	Darren Sproles (12/6/2015 at Patriots)	83t
7.	Darren Sproles (9/28/2014 at 49ers)	82t
8t.	Brian Westbrook (12/21/2003 vs. 49ers)	81t
	Tommy McDonald (10/4/1959 vs. Giants)	81t
10.	Ernie Steele (10/25/1942 at Bears) (lateral)	80t

## MOST PUNT RETURNS, Game

Rk	Player	PR
1.	Larry Marshall (9/18/77 vs. Buccaneers)	9
2t.	DeSean Jackson (9/7/08 vs. Rams)	8
	Evan Cooper (10/26/86 vs. Chargers)	8
	Vai Sikahema (12/13/92 at Seahawks)	8

## MOST PUNT RETURN YARDS, Game

Rk	Player	Yds
1.	Alvin Haymond (10/6/68 at Washington)	140
2.	Darren Sproles (12/6/15 at Patriots)	115
3.	Vai Sikahema (11/22/92 at Giants)	111



## INTERCEPTIONS RETURNED FOR TOUCHDOWNS (YDS)

10/04/20..... <b>Alex Singleton at 49ers (W)</b> .....	30	09/10/89.....Eric Everett vs. Seahawks (W).....	30
10/06/19.....Nathan Gerry vs. Jets (W).....	51	10/27/85.....Wes Hopkins vs. Bills (W).....	24
01/21/18..... <i>Patrick Robinson vs. Vikings (W)</i> .....	50	09/29/85.....Herman Edwards vs. Giants (L).....	3
10/29/17.....Jalen Mills vs. 49ers (W).....	37	12/19/82.....Richard Blackmore vs. Oilers (W).....	20
12/22/16.....Malcolm Jenkins vs. Giants (W).....	34	12/17/78.....Frank LeMaster vs. Giants (W).....	9
12/11/16.....Leodis McKelvin vs. Washington (L).....	29	10/15/78.....John Sanders vs. Washington (W).....	19
10/16/16.....Malcolm Jenkins at Washington (L).....	64	12/21/75.....Joe Lavender at Washington (W).....	36
12/06/15.....Malcolm Jenkins at Patriots (W).....	99	Frank LeMaster at Washington (W).....	89
11/08/15.....Jordan Hicks* at Cowboys (W).....	67	09/29/74.....Joe Lavender vs. Baltimore Colts (W).....	37
10/19/15.....Nolan Carroll vs. Giants (W).....	17	12/09/73.....John Outlaw vs. Jets (W).....	45
11/10/14.....Bradley Fletcher vs. Panthers (W).....	34	12/19/71.....Al Nelson at Giants (W).....	19
09/28/14.....Malcolm Jenkins at 49ers (L).....	53	10/19/69.....Bill Bradley* at Cowboys (L).....	56
12/22/13.....Brandon Boykin vs. Bears (W).....	54	10/13/69.....Nate Ramsey at Baltimore Colts (L).....	26
11/13/11.....Asante Samuel vs. Cardinals (L).....	20	09/21/69.....Joe Scarpatti vs. Browns (L).....	34
11/15/10.....Dimitri Patterson at Washington (W).....	40	12/10/67.....Joe Scarpatti at Cowboys (L).....	67
12/06/09.....Sheldon Brown at Falcons (W).....	83	10/08/67.....Don Hultz at Falcons (W).....	16
10/26/09.....Will Witherspoon at Washington (W).....	9	11/20/66.....Jim Nettles at 49ers (W).....	34
01/04/09..... <i>Asante Samuel at Vikings (W)</i> .....	44	12/12/65.....Maxie Baughan at Steelers (W).....	33
12/15/08.....Asante Samuel vs. Browns (W).....	50	Jim Nettles* at Steelers (W).....	56
10/12/08.....Juqua Parker at 49ers (W).....	55	George Tarasovic at Steelers (W).....	40
12/17/06.....Trent Cole at Giants (W).....	19	12/06/64.....Joe Scarpatti* vs. Cowboys (W).....	24
12/10/06.....Michael Lewis at Washington (W).....	84	10/25/64.....Irv Cross at Steelers (W).....	94
11/12/06.....Sheldon Brown vs. Washington (W).....	70	11/10/63.....Lee Roy Caffey* at Giants (L).....	87
10/08/06.....Lito Sheppard vs. Cowboys (W).....	102	10/13/57.....Jimmy Harris* at Browns (L).....	65
10/02/05.....Sheldon Brown at Chiefs (W).....	40	10/05/57.....Jerry Norton vs. Giants (L).....	99
11/15/04.....Lito Sheppard at Cowboys (W).....	101	10/14/56.....Eddie Bell at Steelers (W).....	28
10/17/04.....Lito Sheppard vs. Panthers (W).....	64	11/13/55.....Bibbles Bawel vs. Browns (W).....	40
10/05/03.....ND Kalu vs. Washington (W).....	15	10/15/55.....Bibbles Bawel at Steelers (L).....	42
01/11/03..... <i>Bobby Taylor vs. Falcons (W)</i> .....	39	12/12/54.....Jerry Norton* vs. Giants (W).....	69
12/21/02.....Shawn Barber at Cowboys (W).....	80	11/15/53.....Chuck Bednarik vs. Baltimore Colts (W).....	26
12/01/02.....Bobby Taylor vs Rams (W).....	23	12/14/52.....Mike Jarmoluk at Washington (L).....	45
01/12/02..... <i>Damon Moore vs. Buccaneers (W)</i> .....	59	12/07/52.....Vic Sears vs. Dallas Texans (W).....	9
11/18/01.....William Hampton at Cowboys (W).....	33	11/02/52.....Russ Craft at Packers (L).....	32
Jeremiah Trotter at Cowboys (W).....	50	10/29/50.....Joe Muha vs. Washington (W).....	19
11/19/00.....Mike Caldwell vs. Cardinals (W).....	26	10/22/50.....Norm Willey* at Steelers (W).....	41
09/03/00.....Jeremiah Trotter at Cowboys (W).....	27	09/24/50.....Frank Reagan at Chicago Cardinals (W) (lateral).....	46
01/02/00.....Al Harris vs. Rams (W).....	17	12/04/49.....Joe Muha at Giants (W).....	28
Mike Mamula vs. Rams (W).....	41	11/20/49.....Pat McHugh vs. NY Bulldogs (W).....	21
11/21/99.....Brandon Whiting vs. Colts (L).....	22	11/10/46.....Gil Steinke at Giants (L).....	52
10/24/99.....Brian Dawkins at Dolphins (L).....	67	12/03/44.....Vic Lindsog* vs. Brooklyn Tigers (W).....	65
10/03/99.....Bobby Taylor at Giants (L).....	18	11/26/44.....Tom Miller vs. Bears (L).....	35
12/07/97.....Brian Dawkins vs. Giants (L).....	64	11/19/44.....Jack Hinkle at Washington (W).....	50
11/03/96.....Troy Vincent at Cowboys (W) (lateral).....	90	11/07/43.....Larry Cabrelli vs. Washington (T).....	24
12/30/95..... <i>William Thomas vs. Lions (W)</i> .....	30	10/31/43.....Ben Kish vs. Chicago Cardinals (W).....	86
<i>Barry Wilburn vs. Lions (W)</i> .....	24	09/16/38.....Jay Arnold at Pittsburgh Pirates (W).....	22
09/10/95.....William Thomas at Cardinals (W).....	37	10/10/37.....Maurice Harper* at Washington (W).....	20
12/24/94.....Mike Zordich at Bengals (L).....	18	11/06/34.....Swede Hanson vs. Cincinnati Reds (W).....	---
10/30/94.....Greg Jackson at Washington (W).....	55	11/26/33.....Lee Woodruff vs. Cincinnati Reds (W).....	55
12/26/93.....Eric Allen vs. Saints (W).....	33		
Eric Allen vs. Saints (W).....	25		
10/03/93.....Eric Allen at Jets (W).....	94		
09/19/93.....Eric Allen vs. Washington (W).....	29		
01/03/93..... <i>Eric Allen at Saints (W)</i> .....	18		
12/06/92.....Seth Joyner vs. Vikings (W).....	24		
11/22/92.....Seth Joyner at Giants (W).....	43		
12/22/91.....Otis Smith vs. Washington (W).....	74		
12/23/90.....Eric Allen vs. Cowboys (W).....	35		
11/25/90.....Byron Evans vs. Giants (W).....	23		
11/12/90.....William Frizzell vs. Washington (W).....	30		
12/03/89.....Clyde Simmons at Giants (W).....	60		

\* Rookie | *Playoff Game*



MALCOLM JENKINS

## FUMBLE RECOVERY TOUCHDOWNS (YDS)

11/14/21 ..... Darius Slay at Broncos (W).....	83	11/21/71 ..... Ben Hawkins at St. Louis Cardinals (W).....	5
10/31/21 ..... Darius Slay at Lions (W).....	33	Steve Smith at St. Louis Cardinals (W).....	5
11/01/20 ..... Rodney McLeod vs. Cowboys (W).....	53	11/15/70 ..... Steve Preece vs. Falcons (T).....	21
10/18/20 ..... J.J. Arcega-Whiteside vs. Ravens (L).....	0	12/18/66 ..... Harold Wells at Washington (W).....	60
12/15/19 ..... Nigel Bradham at Washington (W).....	48	10/10/65 ..... George Tarasovic at Cowboys (W).....	62
10/06/19 ..... Orlando Scandrick vs. Jets (W).....	44	11/22/64 ..... Mike Morgan* vs. St. Louis Cardinals (L).....	0
12/25/17 ..... Derek Barnett* vs. Raiders (W).....	23	11/27/60 ..... J.D. Smith vs. Giants (W).....	0
12/10/17 ..... Brandon Graham at Rams (W).....	16	11/20/60 ..... Jimmy Carr at Giants (W).....	38
11/26/17 ..... Nelson Agholor vs. Bears (W).....	0	12/13/59 ..... Don Owens vs. Browns (L).....	3
11/19/17 ..... Nigel Bradham at Cowboys (W).....	37	11/22/59 ..... Jerry Huth vs. Los Angeles Rams (W).....	0
09/10/17 ..... Fletcher Cox at Washington (W).....	20	10/04/59 ..... Chuck Weber vs. Giants (W).....	0
01/03/16 ..... Walter Thurmond at Giants (W).....	83	12/12/54 ..... Norm Willey vs. Giants (W).....	0
10/05/14 ..... Cedric Thornton vs. Rams (W).....	0	10/25/53 ..... Tom Scott* at Chicago Cardinals (W).....	0
09/07/14 ..... Fletcher Cox vs. Jaguars (W).....	17	12/07/52 ..... Ebert Van Buren vs. Dallas Texans (W).....	0
10/27/13 ..... Najee Goode vs. Giants (L).....	2	11/16/52 ..... Pete Pihos vs. Chicago Cardinals (W).....	12
12/18/11 ..... Juqua Parker vs. Jets (W).....	47	11/09/52 ..... Mike Jarmoluk vs. Washington (W).....	16
11/07/11 ..... Brian Rolle vs. Bears (L).....	22	11/04/51 ..... Gerry Cowhig at Steelers (W).....	25
09/11/11 ..... Juqua Parker at Rams (W).....	56	10/29/50 ..... John Green vs. Washington (W).....	2
10/10/10 ..... Quintin Mikell at 49ers (W).....	52	11/06/49 ..... Russ Craft vs. Los Angeles Rams (W).....	21
12/13/09 ..... Sheldon Brown at Giants (W).....	60	10/31/48 ..... Bosh Pritchard at Steelers (W).....	18
09/13/09 ..... Victor Abiamiri at Panthers (W).....	2	10/05/47 ..... Joe Muha vs. Giants (W).....	2
12/28/08 ..... Chris Clemons vs. Cowboys (W).....	73	10/08/44 ..... Jack Banta vs. Washington (T).....	0
Joselio Hanson vs. Cowboys (W).....	96	10/31/43 ..... Jack Hinkle vs. Chicago Cardinals (W).....	0
09/15/08 ..... Chris Gocong at Cowboys (L).....	0	10/24/43 ..... Al Wukits* at Giants (L).....	2
12/30/07 ..... Kevin Curtis vs. Bills (W).....	0	11/01/42 ..... Rupert Pate at Washington (L).....	53
12/23/07 ..... Kevin Curtis at Saints (W).....	0	09/20/42 ..... Vic Sears at Cleveland Rams (L).....	25
09/24/06 ..... Mike Patterson at 49ers (W).....	98	09/15/40 ..... Don Looney* at Packers (L).....	44
10/09/05 ..... Sheldon Brown at Cowboys (L).....	80	10/15/39 ..... Theodore Schmitt at Giants (L).....	63
01/16/05 ..... Freddie Mitchell vs. Vikings (W).....	0	09/25/38 ..... Joe Carter vs. Giants (W).....	92
12/15/02 ..... Carlos Emmons vs. Washington (W).....	44	Bob Pylman* vs. Giants (W).....	88
12/09/01 ..... Brian Dawkins vs. Chargers (W).....	49	09/16/38 ..... Jay Arnold at Pittsburgh Pirates (W).....	18
09/30/01 ..... Damon Moore vs. Cowboys (W).....	10	10/31/37 ..... Joe Pilconis at Pittsburgh Pirates (L).....	22
09/15/97 ..... William Thomas at Cowboys (L).....	37		
12/22/96 ..... Mike Mamula vs. Cardinals (W).....	4		
10/13/96 ..... William Thomas at Giants (W).....	23		
09/30/96 ..... Rhett Hall vs. Cowboys (L).....	32		
12/24/95 ..... Jerome Henderson at Bears (L).....	0		
10/29/95 ..... Kevin Johnson vs. St. Louis Rams (W).....	37		
10/15/95 ..... Mike Zordich at Giants (W).....	58		
09/24/95 ..... Greg Jackson at Raiders (L).....	45		
01/03/94 ..... Byron Evans at 49ers (W).....	30		
09/13/92 ..... Reggie White at Phoenix Cardinals (W).....	37		
11/24/91 ..... Seth Joyner at Phoenix Cardinals (W).....	34		
Clyde Simmons at Phoenix Cardinals (W).....	0		
10/06/91 ..... Seth Joyner at Buccaneers (L).....	0		
11/12/90 ..... Clyde Simmons vs. Washington (W).....	18		
12/03/89 ..... Andre Waters at Giants (W).....	3		
11/20/88 ..... Cris Carter at Giants (W).....	0		
09/20/87 ..... Seth Joyner vs. Saints (W).....	18		
09/13/87 ..... Reggie White at Washington (L).....	70		
12/15/85 ..... Dave Little at Chargers (L).....	0		
12/26/82 ..... Greg Brown at Cowboys (W).....	0		
10/11/81 ..... Frank LeMaster at Saints (W).....	47		
09/27/81 ..... Greg Brown* vs. Washington (W).....	7		
11/16/80 ..... Jerry Robinson at Washington (W).....	59		
11/19/78 ..... Herman Edwards at Giants (W).....	26		
12/01/74 ..... Will Wynn vs. Packers (W).....	87		
10/06/74 ..... Bill Dunstan at Chargers (W).....	46		
09/23/74 ..... Joe Lavender vs. Cowboys (W).....	96		
11/04/73 ..... Will Wynn* vs. Patriots (W).....	24		

## LONGEST FUMBLE RECOVERY TD

Rk	Player	Yds
1.	Mike Patterson (9/24/06 at 49ers).....	98t
2t.	Joselio Hanson (12/28/08 vs. Cowboys).....	96t
	Joe Lavender (9/23/74 vs. Cowboys).....	96t
4.	Joe Carter (9/25/38 vs. Giants).....	92t
5.	Boby Pylman (9/25/38 vs. Giants).....	88t
6.	Will Wynn (12/1/74 vs. Packers).....	87t
7t.	Darius Slay (11/14/21 at Broncos).....	83t
	Walter Thurmond (1/3/16 at Giants).....	83t
9.	Sheldon Brown (10/9/05 at Cowboys).....	80t
10.	Chris Clemons (12/28/08 vs. Cowboys).....	73t

## MOST FUMBLE RECOVERY TDS, Career

Rk	Player	FR-TD
1.	Seth Joyner (1986-93).....	3
2t.	11x, last: Darius Slay (2020-).....	2

## MOST FUMBLE RECOVERY TDS, Season

Rk	Player	FR-TD
1t.	Darius Slay (2021).....	2
	Juqua Parker (2011).....	2
	Kevin Curtis (2007).....	2
	Seth Joyner (1991).....	2

# RETURN TOUCHDOWNS



## KICKOFF RETURN TOUCHDOWNS (YDS)

10/23/16	Josh Huff vs. Vikings (W)	98
10/16/16	Wendell Smallwood* at Washington (L)	86
11/23/14	Josh Huff* vs. Titans (W)	107
09/21/14	Chris Polk vs. Washington (W)	102
11/23/08	Quintin Demps* at Ravens (L)	100
11/04/01	Brian Mitchell at Cardinals (W)	94
10/01/00	Brian Mitchell vs. Falcons (W)	89
11/14/99	Allen Rossum vs. Washington (W)	89
11/02/97	Willie Clark at Cardinals (L)	39
11/24/96	Derrick Witherspoon at Cardinals (L)	95
09/22/96	Derrick Witherspoon at Falcons (W)	97
12/17/95	Derrick Witherspoon vs. Cardinals (W)	86
12/24/94	Herschel Walker at Bengals (L)	94
11/18/84	Andre Waters* vs. Washington (W)	89
12/02/79	Billy Campfield vs. Lions (W)	92
12/11/77	Wilbert Montgomery* vs. Giants (W)	99
09/22/68	Alvin Haymond vs. Giants (L)	98
11/06/66	Timmy Brown vs. Cowboys (W)	93
	Timmy Brown vs. Cowboys (W)	90
09/22/63	Timmy Brown vs. Cardinals (L)	100
12/02/62	Timmy Brown at Washington (W)	99
09/17/61	Timmy Brown vs. Browns (W)	105
09/24/55	Jerry Norton vs. Giants (W)	96
10/07/50	Russ Craft vs. Rams (W)	103
09/28/47	Steve Van Buren vs. Washington (W)	95
12/02/45	Steve Van Buren at Giants (L)	98
11/12/44	Steve Van Buren* vs. Giants (T)	97
11/01/42	Bosh Pritchard* at Washington (L)	97
11/13/38	Dave Smukler at Brooklyn Dodgers (L)	100

\* Rookie | [Playoff Game](#)

## BLOCKED PUNTS RETURNED FOR TDs (YDS)

12/06/15	Najee Goode at Patriots (W)	24
12/28/14	Trey Burton* at Giants (W)	27
10/05/14	Chris Maragos vs. Rams (W)	10
09/28/14	Brad Smith at 49ers (L)	0
11/22/92	Ken Rose at Giants (W)	3
09/02/84	Rich Kraynak at Giants (L)	8
10/31/71	Bill Hobbs vs. Broncos (W)	0
12/20/70	Mike Dirks vs. Steelers (W)	0
11/12/67	Jim Nettles at Rams (L)	0
12/18/49	Leo Skladany* at Rams (W)	2
11/02/47	Pete Pihos at Washington (W)	26
11/03/46	Augie Lio vs. Giants (W)	0

\* Rookie | [Playoff Game](#)

## MISSED FGs RETURNED FOR TDs (YDS)

09/26/71	Al Nelson vs. Cowboys (L)	101
12/11/66	Al Nelson vs. Browns (W)	100
09/16/62	Timmy Brown vs. Cardinals (L)	99

## BLOCKED FGs RETURNED FOR TDs (YDS)

10/23/05	Matt Ware vs. Chargers (W)	65
11/20/88	Clyde Simmons at Giants (W)	15

## PUNT RETURN TOUCHDOWNS (YDS)

12/06/20	Jalen Reagor at Packers (L)	73
12/06/15	Darren Sproles at Patriots (W)	83
09/27/15	Darren Sproles at Jets (W)	89
11/10/14	Darren Sproles vs. Panthers (W)	65
09/28/14	Darren Sproles at 49ers (L)	82
12/02/12	Damaris Johnson* at Cowboys (L)	98
12/19/10	DeSean Jackson at Giants (W)	65
12/13/09	DeSean Jackson at Giants (W)	72
09/13/09	DeSean Jackson at Panthers (W)	85
10/05/08	DeSean Jackson* vs. Washington (L)	68
12/21/03	Brian Westbrook vs. 49ers (L)	81
10/19/03	Brian Westbrook at Giants (W)	84
11/25/02	Brian Mitchell at 49ers (W)	76
09/24/00	Brian Mitchell at Saints (W)	72
11/22/92	Vai Sikahema at Giants (W)	87
11/30/86	Greg Garrity at Raiders (W)	76
09/03/78	Wally Henry vs. Rams (L)	57
10/06/68	Alvin Haymond at Washington (L)	54
11/06/66	Aaron Martin vs. Cowboys (W)	67
12/19/65	Bob Shann* vs. Lions (L)	63
12/03/61	Timmy Brown at Steelers (W)	66
10/11/59	Art Powell* vs. Steelers (W)	58
10/04/59	Tommy McDonald vs. Giants (W)	81
11/09/52	Don Stevens* vs. Washington (W)	56
10/26/52	Bibbles Bawel* at Giants (W)	52
12/04/49	Frank Reagan at Giants (W)	41
10/30/49	Clyde Scott* at Steelers (W)	70
10/31/48	Bosh Pritchard at Steelers (W)	55
12/21/47	Bosh Pritchard at Steelers (W)	79
11/23/47	Pat McHugh* at Boston Yanks (L)	69
11/02/47	Pete Pihos* at Washington (W)	26
12/08/46	Steve Van Buren at Boston Yanks (W)	50
10/22/44	Steve Van Buren* vs. Boston Yanks (W)	55
10/25/42	Ernie Steele* at Bears (L) (lateral)	80
10/18/36	Stumpy Thomason at Boston (L)	15

\* Rookie | [Playoff Game](#)



DARREN SPROLES




# STARTING QB RECORDS

GO  
BIRDS



NICK FOLES



RON JAWORSKI

## STARTING QUARTERBACK RECORDS (SINCE 1956)

2021	<b>Jalen Hurts</b>	<b>4-6</b>		Rodney Peete	1-3		Mike Boryla	3-0
2020	Carson Wentz	3-8-1	1997	Ty Detmer	2-5	1973	Roman Gabriel	5-8-1
	<b>Jalen Hurts</b>	<b>1-3</b>		Bobby Hoying	2-3-1	1972	John Reaves	0-7
2019	Carson Wentz	9-7		Rodney Peete	2-1		Pete Liske	2-4-1
2018	Carson Wentz	5-6	1996	Ty Detmer	7-4	1971	Pete Liske	5-5
	Nick Foles	4-1		Rodney Peete	3-2		Rick Arrington	1-2-1
2017	Carson Wentz	11-2	1995	Rodney Peete	9-3	1970	Norm Snead	3-9-1
	Nick Foles	2-1		Randall Cunningham	1-3		Rick Arrington	0-1
2016	Carson Wentz	7-9	1994	Randall Cunningham	7-7	1969	Norm Snead	4-8-1
2015	Sam Bradford	7-7		Bubby Brister	0-2		George Mira	0-1
	Mark Sanchez	0-2	1993	Bubby Brister	4-4	1968	Norm Snead	2-9
2014	Nick Foles	6-2		Randall Cunningham	4-0		King Hill	0-2
	Mark Sanchez	4-4		Ken O'Brien	0-4		John Huarte	0-1
2013	Michael Vick	2-4	1992	Randall Cunningham	10-5	1967	Norm Snead	6-7-1
	Nick Foles	8-2		Jim McMahon	1-0	1966	Norm Snead	5-5
2012	Michael Vick	3-7	1991	Jim McMahon	8-3		King Hill	2-0
	Nick Foles	1-5		Randall Cunningham	1-0		Jack Concannon	2-0
2011	Michael Vick	7-6		Jeff Kemp	1-1	1965	Norm Snead	4-5
	Vince Young	1-2		Brad Goebel	0-2		King Hill	1-4
2010	Michael Vick	8-3	1990	Randall Cunningham	10-6	1964	Norm Snead	4-6
	Kevin Kolb	2-3	1989	Randall Cunningham	11-5		King Hill	1-1
2009	Donovan McNabb	10-4	1988	Randall Cunningham	10-6		Jack Concannon	1-1
	Kevin Kolb	1-1	1987	Randall Cunningham	7-5	1963	Sonny Jurgensen	2-6-1
2008	Donovan McNabb	9-6-1		Scott Tinsley	0-3		King Hill	0-4-1
2007	Donovan McNabb	8-6	1986	Ron Jaworski	3-6	1962	Sonny Jurgensen	3-9-1
	A.J. Feeley	0-2		Randall Cunningham	1-3-1		King Hill	0-1
2006	Donovan McNabb	5-5		Matt Cavanaugh	1-1	1961	Sonny Jurgensen	10-4
	Jeff Garcia	5-1	1985	Ron Jaworski	6-6	1960	Norm Van Brocklin	10-2
2005	Donovan McNabb	4-5		Randall Cunningham	1-3	1959	Norm Van Brocklin	7-5
	Mike McMahon	2-5	1984	Ron Jaworski	5-7-1	1958	Norm Van Brocklin	2-9-1
2004	Donovan McNabb	13-2		Joe Pisarcik	1-2	1957	Bobby Thomason	2-5
	Koy Detmer	0-1	1983	Ron Jaworski	5-11		Sonny Jurgensen	2-3
2003	Donovan McNabb	12-4	1982	Ron Jaworski	3-6	1956	Bobby Thomason	3-5-1
2002	Donovan McNabb	7-3	1981	Ron Jaworski	10-6		Adrian Burk	0-3
	A.J. Feeley	4-1	1980	Ron Jaworski	12-4			
	Koy Detmer	1-0	1979	Ron Jaworski	11-5			
2001	Donovan McNabb	11-5	1978	Ron Jaworski	9-7			
2000	Donovan McNabb	11-5	1977	Ron Jaworski	5-9			
1999	Doug Pederson	2-7	1976	Mike Boryla	3-7			
	Donovan McNabb	2-4		Roman Gabriel	1-3			
	Koy Detmer	1-0	1975	Roman Gabriel	2-7			
1998	Bobby Hoying	1-6		Mike Boryla	2-3			
	Koy Detmer	1-4	1974	Roman Gabriel	4-7			



# ROOKIE RECORDS SEASON



## PASSING

### MOST ATTEMPTS

1.	Carson Wentz (2016)	607
2.	Nick Foles (2012)	265
3.	John Reaves (1972)	224
4.	Donovan McNabb (1999)	216
5.	Davey O'Brien (1939)	201
6.	<b>Jalen Hurts (2020)</b>	<b>148</b>
7.	Mike Boryla (1974)	102
8.	Foster Watkins (1940)	85
9.	Randall Cunningham (1985)	81
10t.	Rick Arrington (1970)	73
	Red Kirkman (1933)	73

### MOST COMPLETIONS

1.	Carson Wentz (2016)	379
2.	Nick Foles (2012)	161
3.	John Reaves (1972)	108
4.	Donovan McNabb (1999)	106
5.	Davey O'Brien (1939)	99
6.	<b>Jalen Hurts (2020)</b>	<b>77</b>
7.	Mike Boryla (1974)	60
8.	Rick Arrington (1970)	37
9.	Randall Cunningham (1985)	34
10.	Sonny Jurgensen (1957)	33

### MOST PASSING YARDS

1.	Carson Wentz (2016)	3,782
2.	Nick Foles (2012)	1,699
3.	John Reaves (1972)	1,508
4.	Davey O'Brien (1939)	1,324
5.	<b>Jalen Hurts (2020)</b>	<b>1,061</b>
6.	Donovan McNabb (1999)	948
7.	Mike Boryla (1974)	580
8.	Foster Watkins (1940)	565
9.	Randall Cunningham (1985)	548
10.	Sonny Jurgensen (1957)	470

### MOST TOUCHDOWNS

1.	Carson Wentz (2016)	16
2.	Donovan McNabb (1999)	8
3.	John Reaves (1972)	7
4t.	<b>Jalen Hurts (2020)</b>	<b>6</b>
	Nick Foles (2012)	6
	Davey O'Brien (1939)	6
7t.	Mike Boryla (1974)	5
	Sonny Jurgensen (1957)	5

### HIGHEST COMPLETION PERCENTAGE

1.	Carson Wentz (2016)	62.4
2.	Nick Foles (2012)	60.8
3.	Mike Boryla (1974)	58.8
4.	<b>Jalen Hurts (2020)</b>	<b>52.0</b>
5.	Davey O'Brien (1939)	49.3

(min. 75 attempts)

### HIGHEST PASSER RATING

1.	Carson Wentz (2016)	79.3
2.	Nick Foles (2012)	79.1
3.	Mike Boryla (1974)	78.9
4.	<b>Jalen Hurts (2020)</b>	<b>77.6</b>
5.	Donovan McNabb (1999)	60.1

(min. 75 attempts)

## RUSHING

### MOST ATTEMPTS

1.	Po James (FB) (1972)	182
2.	<b>Miles Sanders (2019)</b>	<b>179</b>
3.	Keith Byars (FB) (1986)	177
4.	Lee Bougness (FB) (1970)	159
5.	LeSean McCoy (2009)	155
6.	Billy Barnes (1957)	143
7.	James Joseph (1991)	135
8.	Correll Buckhalter (2001)	129
9.	Clarence Peaks (1957)	125
10.	Mike Hogan (1976)	123

### MOST RUSHING YARDS

1.	<b>Miles Sanders (2019)</b>	<b>818</b>
2.	LeSean McCoy (2009)	637
3.	Correll Buckhalter (2001)	586
4.	Keith Byars (FB) (1986)	577
5.	Po James (FB) (1972)	565
6.	Bryce Brown (2012)	564
7.	Mike Hogan (FB) (1976)	561
8.	Billy Barnes (1957)	529
9.	Josh Adams (2018)	511
10.	Clarence Peaks (1957)	495

### MOST TOUCHDOWNS

1t.	Steve Van Buren (1944)	5
	Don Johnson (1953)	5
3t.	Corey Clement (2017)	4
	Bryce Brown (2012)	4
	LeSean McCoy (2009)	4
	Ken Keller (1956)	4
	Mel Bleeker (1944)	4
	Jim Castiglia (FB) (1941)	4

## RECEIVING

### MOST RECEPTIONS

1.	Keith Jackson (TE) (1988)	81
2.	Jordan Matthews (2014)	67
3.	DeSean Jackson (2008)	62
4.	Don Looney (E) (1940)	58
5.	Jeremy Maclin (2009)	56
6.	Charle Young (TE) (1973)	55
7t.	<b>Miles Sanders (RB) (2019)</b>	<b>50</b>
	Lee Bougness (RB) (1970)	50
9.	Reggie Brown (2005)	43
10.	<b>DeVonta Smith (2021)</b>	<b>42</b>

### MOST RECEIVING YARDS

1.	DeSean Jackson (2008)	912
2.	Jordan Matthews (2014)	872
3.	Keith Jackson (TE) (1988)	869
4.	Charle Young (TE) (1973)	854
5.	Jeremy Maclin (2009)	773
6.	Fred Barnett (1990)	721
7.	Don Looney (E) (1940)	707
8.	<b>DeVonta Smith (2021)</b>	<b>603</b>
9.	Calvin Williams (1990)	602
10.	Reggie Brown (2005)	571

### MOST TOUCHDOWNS

1.	Calvin Williams (1990)	9
2t.	Jordan Matthews (2014)	8
	Fred Barnett (1990)	8
	Bobby Walston (E) (1951)	8
5.	Pete Pihos (E) (1947)	7
6t.	Keith Jackson (TE) (1988)	6
	Charle Young (TE) (1973)	6
8.	Hal Giancanelli (B) (1953)	5

## TOTAL OFFENSE

### MOST SCRIMMAGE YARDS

1.	<b>Miles Sanders (RB) (2019)</b>	<b>1,327</b>
2.	DeSean Jackson (WR) (2008)	1,008
3.	LeSean McCoy (RB) (2009)	945
4.	Charle Young (TE) (1973)	878
5.	Jordan Matthews (WR) (2014)	872
6.	Keith Jackson (TE) (1988)	869
7.	Lee Bougness (RB) (1970)	802
8.	Jeremy Maclin (WR) (2009)	766
9.	Billy Barnes (RB) (1957)	741
10.	Fred Barnett (WR) (1990)	734

### MOST TOUCHDOWNS

1.	Calvin Williams (WR) (1990)	9
2t.	Jordan Matthews (WR) (2014)	8
	Fred Barnett (WR) (1990)	8
	Bobby Walston (E) (1951)	8
	Pete Pihos (E) (1947)	8
	Mel Bleeker (RB) (1944)	8
7t.	Charle Young (TE) (1973)	7
	Don Johnson (RB) (1953)	7
	Steve Van Buren (RB) (1944)	7
10t.	<b>Miles Sanders (RB) (2019)</b>	<b>6</b>
	Corey Clement (RB) (2017)	6
	Keith Jackson (TE) (1988)	6
	Hal Giancanelli (B) (1953)	6



MILES SANDERS

# ROOKIE RECORDS SEASON



## SACKS

### MOST SACKS (SINCE 1982)

1.	Corey Simon (DT) (2000).....	9.5
2.	Derrick Burgess (DE) (2001).....	6.0
3t.	<b>Fletcher Cox (DT) (2012).....</b>	<b>5.5</b>
	Mike Mamula (DE) (1995).....	5.5
5t.	<b>Derek Barnett (DE) (2017).....</b>	<b>5.0</b>
	Trent Cole (DE) (2005).....	5.0
7.	Jerome Brown (DT) (1987).....	4.0
8.	Mike Patterson (DT) (2005).....	3.5
9.	<b>Brandon Graham (DE) (2010).....</b>	<b>3.0</b>

## INTERCEPTIONS

### MOST INTERCEPTIONS (SINCE 1940)

1t.	Tom Brookshier (DB) (1953).....	8
	Ed "Bibbles" Bawel (B) (1952).....	8
3.	Herman Edwards (DB) (1977).....	6
4t.	Eric Allen (DB) (1988).....	5
	Randy Logan (S) (1973).....	5
	Jerry Norton (DB) (1954).....	5
	Steve Van Buren (B) (1944).....	5
8t.	Roynell Young (CB) (1980).....	4
	Brenard Wilson (S) (1979).....	4

## KICKING

### MOST POINTS

1.	Cody Parkey (2014).....	150
2.	Alex Henery (2011).....	118
3.	Paul McFadden (1984).....	116
4.	<b>Jake Elliott (2017).....</b>	<b>110</b>
5.	Tony Franklin (1979).....	105

### MOST FIELD GOALS

1.	Cody Parkey (2014).....	32
2.	Paul McFadden (1984).....	30
3.	<b>Jake Elliott (2017).....</b>	<b>26</b>
4.	Alex Henery (2011).....	24
5.	Tony Franklin (1979).....	23

### MOST FIELD GOAL ATTEMPTS

1.	Paul McFadden (1984).....	37
2.	Cody Parkey (2014).....	36
3t.	<b>Jake Elliott (2017).....</b>	<b>31</b>
	Tony Franklin (1979).....	31
5.	Alex Henery (2011).....	27

### HIGHEST FIELD GOAL PERCENTAGE

1t.	Cody Parkey (2014).....	88.9
	Alex Henery (2011).....	88.9
3.	<b>Jake Elliott (2017).....</b>	<b>83.7</b>
4.	Paul McFadden (1984).....	81.1
5.	Tony Franklin (1979).....	74.2

(min. 16 FG attempts)

## PUNTING

### MOST PUNTS

1.	John Teltschik (1986).....	108
2.	Tom Hutton (1995).....	85
3.	Merritt Kersey (1974).....	82
4t.	Max Runager (1979).....	74
	Bill Bradley (1969).....	74

### MOST PUNTING YARDS

1.	John Teltschik (1986).....	4,493
2.	Tom Hutton (1995).....	3,682
3.	Sav Rocca (2007).....	3,066
4.	Merritt Kersey (1974).....	2,959
5.	Bill Bradley (1969).....	2,942

### HIGHEST GROSS AVERAGE

1.	Tom Hutton (1995).....	43.32
2.	Chas Henry (2011).....	42.88
3.	Sav Rocca (2007).....	42.00
4.	John Teltschik (1986).....	41.60
5.	Bill Bradley (1969).....	39.76

(min. 2.5 punts/game)

## KICKOFF RETURNS

### MOST KICKOFF RETURNS

1.	Quintin Damps (2008).....	52
2.	Herman Hunter (1985).....	48
3.	Duce Staley (1997).....	47
4.	Brandon Boykin (2012).....	45
5.	Allen Rossum (1998).....	44
6.	J.R. Reed (2004).....	33
7t.	Jorrick Calvin (2010).....	32
	Billy Walik (1970).....	32
9.	Dion Lewis (2011).....	31
10t.	Ted Dean (1960).....	26
	Al Nelson (1965).....	26

### MOST KICKOFF RETURN YARDS

1.	Quintin Damps (2008).....	1,314
2.	Duce Staley (1997).....	1,139
3.	Allen Rossum (1998).....	1,080
4.	Herman Hunter (1985).....	1,047
5.	Brandon Boykin (2012).....	1,037
6.	Billy Walik (1970).....	805
7.	J.R. Reed (2004).....	761
8.	Jorrick Calvin (2010).....	692
9.	Al Nelson (1965).....	683
10.	Dion Lewis (2011).....	669

### KICKOFF RETURN AVERAGE (SINCE 1941)

1.	Josh Huff (2014).....	29.6
2.	Tommy McDonald (1957).....	27.6
3.	Israel Lang (1964).....	27.1
4.	Art Powell (1959).....	27.1
5.	Don Stevens (1952).....	27.1
6.	Wilbert Montgomery (1977).....	26.9
7.	Al Nelson (1965).....	26.3
8.	Quintin Damps (2008).....	25.3
9.	Billy Walik (1970).....	25.2
10.	Allen Rossum (1998).....	24.6

(min. 10 returns)

## PUNT RETURNS

### MOST PUNT RETURNS

1.	DeSean Jackson (2008).....	50
2.	Evan Cooper (1984).....	40
3.	Ed "Bibbles" Bawel (1952).....	34
4.	Bill Bradley (1969).....	28
5t.	Damaris Johnson (2012).....	26
	Tommy McDonald (1957).....	26
7.	Allen Rossum (1998).....	22
8.	Jerry Norton (1954).....	21
9t.	Bobby Morse (1987).....	20
	Billy Walik (1970).....	20

### MOST PUNT RETURN YARDS

1.	DeSean Jackson (2008).....	440
2.	Damaris Johnson (2012).....	291
3.	Ed "Bibbles" Bawel (1952).....	261
4.	Evan Cooper (1984).....	250
5.	Steve Van Buren (1944).....	230
6.	Dexter Wynn (2004).....	194
7.	Allen Rossum (1998).....	187
8.	Ernie Steele (1942).....	184
9.	Bill Bradley (1969).....	181
10.	Don Stevens (1952).....	172

### PUNT RETURN AVERAGE (SINCE 1941)

1.	Pat McHugh (1947).....	15.7
2.	Steve Van Buren (1944).....	15.3
3.	Damaris Johnson (2012).....	11.2
4.	Dexter Wynn (2004).....	10.8
5.	Don Stevens (1952).....	10.8
6.	Jorrick Calvin (2010).....	10.4
7t.	Ken Keller (1956).....	9.7
	Bosh Pritchard (1942).....	9.7
9.	DeSean Jackson (2008).....	8.8
10.	Allen Rossum (1998).....	8.5

(min. 10 returns)



COREY SIMON

## MOST PASSING YARDS

Rk	Player	Yds
1.	Nick Foles (12/9/2012 at Buccaneers).....	381
2.	Carson Wentz (11/6/2016 at Giants).....	364
3.	Nick Foles (12/23/2012 vs. Washington).....	345
4.	<b>Jalen Hurts (12/27/2020 at Cowboys).....</b>	<b>342</b>
5.	<b>Jalen Hurts (12/20/2020 at Cardinals).....</b>	<b>338</b>
6.	Carson Wentz (12/11/2016 vs. Washington).....	314
7.	Carson Wentz (12/4/2016 at Bengals).....	308
8.	Carson Wentz (9/25/2016 vs. Steelers).....	301

## MOST COMPLETIONS

Rk	Player	Cmp
1.	Carson Wentz (12/4/2016 at Bengals).....	36
2t.	Carson Wentz (12/11/2016 vs. Washington).....	32
	Carson Wentz (10/30/2016 at Cowboys).....	32
	Nick Foles (12/23/2012 vs. Washington).....	32
	Nick Foles (12/9/2012 at Buccaneers).....	32

## MOST PASSING TOUCHDOWNS

Rk	Player	TD
1t.	<b>Jalen Hurts (12/20/2020 at Cardinals).....</b>	<b>3</b>
	Donovan McNabb (1/2/2000 vs. Rams).....	3
	Sonny Jurgensen (11/24/1957 vs. Washington).....	3

## MOST RUSHING YARDS

Rk	Player	Yds
1.	Bryce Brown (11/26/12 vs. Panthers).....	178
2.	Bryce Brown (12/2/12 at Cowboys).....	169
3.	Correll Buckhalter (10/7/01 vs. Cardinals).....	134
4.	Steve Van Buren (11/5/44 at Brooklyn Tigers).....	129
5.	Keith Byars (12/7/86 vs. Cardinals).....	127
6t.	<b>Miles Sanders (12/15/19 at Washington).....</b>	<b>122</b>
	Charlie Garner (10/9/94 vs. Washington).....	122
8.	Don Johnson (11/29/53 at Giants).....	121
9.	Ryan Moats (12/11/05 vs. Giants).....	114
10.	Charlie Garner (10/2/94 at 49ers).....	111

## MOST RECEIVING YARDS

Rk	Player	Yds
1.	Don Looney (12/1/40 at Washington).....	180
2.	Hank Baskett (12/31/06 vs. Falcons).....	177
3.	Jeremy Maclin (1/9/10 at Cowboys) (NFC WC).....	146
4t.	Jeremy Maclin (10/11/09 vs. Buccaneers).....	142
	Keith Jackson (12/31/88 at Bears) (NFC D).....	142
6.	Jordan Matthews (11/10/14 vs. Panthers).....	138
7.	Don Looney (9/22/40 at Cleveland Rams).....	129
8.	Clyde Scott (11/13/49 at Washington).....	127
9.	<b>DeVonta Smith (10/3/21 vs. Chiefs).....</b>	<b>122</b>
10.	Herman Hunter (10/13/85 vs. L.A. Rams).....	120
11.	Fred Meyer (11/1/42 at Washington).....	119
12.	Bobby Walston (10/21/51 at Giants).....	118
13.	<b>DeVonta Smith (11/7/21 vs. Chargers).....</b>	<b>116</b>
14.	Don Looney (9/15/40 at Packers).....	115

## LONGEST RUSHING TD

Rk	Player	Yds
1.	Herman Hunter (11/24/1985 at Cowboys).....	74t
2.	John Brewer (10/4/1952 vs. Giants).....	71t
3t.	Steve Van Buren (11/5/1944 at Brooklyn Tigers).....	70t
	John Kusko (11/22/1936 vs. Bears).....	70t
5t.	LeSean McCoy (11/1/2009 vs. Giants).....	66t
	Don Johnson (11/15/1953 vs. Colts).....	66t
7t.	<b>Miles Sanders (10/27/19 at Bills).....</b>	<b>65t</b>
	Bryce Brown (12/26/2012 vs. Panthers).....	65t
9.	Don Johnson (11/29/1953 at Giants).....	63t
10.	Ryan Moats (12/18/2005 at Rams).....	59t

## LONGEST RECEIVING TD

Rk	Player	Yds
1.	Fred Barnett (12/2/1990 at Bills).....	95t
2.	Hank Baskett (12/31/2006 vs. Falcons).....	89t
3.	Hank Baskett (10/8/2006 vs. Cowboys).....	87t
4.	Kenny Jackson (10/21/1984 vs. Giants).....	83t
5.	Charle Young (11/18/1973 at Cowboys).....	80t
6.	Mel Bleeker (10/22/1944 vs. Boston Yanks).....	75t
7.	Glen Young (11/6/1983 vs. Cowboys).....	71t
8.	Clyde Scott (11/13/1949 at Washington).....	70t

## LONGEST KICKOFF RETURNS

Rk	Player	Yds
1.	Josh Huff (11/23/14 vs. Titans).....	107t
2.	Quintin Demps (11/23/08 at Ravens).....	100t
3.	Wilbert Montgomery (12/11/77 vs. Giants).....	99t
4t.	Steve Van Buren (11/12/44 vs. Giants).....	97t
	Bosh Pritchard (11/1/42 at Washington).....	97t
6.	Art Powell (10/4/59 vs. Giants).....	95
7.	Andre Waters (11/18/84 vs. Washington).....	89t
8.	Wendell Smallwood (10/16/16 at Washington).....	86t
9.	Billy Walik (10/25/70 at Packers).....	82
10.	Jim Castiglia (10/19/41 vs. Washington).....	72

## LONGEST PUNT RETURNS

Rk	Player	Yds
1.	Damaris Johnson (12/2/12 at Cowboys).....	98t
2.	<b>Jalen Reagor (12/6/20 at Packers).....</b>	<b>73t</b>
3.	Clyde Scott (10/30/49 at Steelers).....	70t
4.	Pat McHugh (11/23/47 at Boston Yanks).....	69t
5.	DeSean Jackson (10/5/08 vs. Washington).....	68t
6.	Bob Shann (12/19/65 vs. Lions).....	63t
7.	Ernie Steele (10/11/42 at Giants).....	62
8.	DeSean Jackson (9/7/08 vs. Rams).....	60
9.	Art Powell (10/11/59 vs. Steelers).....	58t
10.	Don Stevens (11/9/52 vs. Washington).....	56t



## SCORING

### MOST TOUCHDOWNS

- 5 James Stewart, Jaguars (10/12/97 at Jax.) (all rushing)
- 4 8x, last: Chase Claypool, Steelers (10/11/20 at Pit.)

### MOST FIELD GOALS

- 5 7x, last: Josh Brown, Giants (10/27/13 at Phi., 5 att)

### LONGEST FIELD GOAL

- 63 Brett Maher, Cowboys (10/20/19) at Dal.)
- 62 Brett Maher, Cowboys (12/9/18 at Dal.)
- 62 Matt Bryant, Buccaneers (10/22/06 at TB)
- 59 Greg Zuerlein, Cowboys (11/1/20) vs. Dal.
- 56 Justin Tucker, Ravens (9/16/12 at Phi.)
- 56 Mason Crosby, Packers (9/12/10 at Phi.)

## PASSING

### MOST ATTEMPTS

- 63 Eli Manning, Giants (12/22/16 at Phi.)
- 58 Ryan Fitzpatrick, Jets (9/27/15 at NYJ)
- 57 Eli Manning, Giants (12/17/17 at NYG)
- 56 Tom Brady, Patriots (12/6/15 at NE)
- 56 Fran Tarkenton, Vikings (12/3/78 at Min.)

### MOST COMPLETIONS

- 42 Dak Prescott, Cowboys (12/9/18 at Dal.)
- 38 Eli Manning, Giants (12/22/16 at Phi.)
- 37 Eli Manning, Giants (12/17/17 at NYG)
- 37 Daunte Culpepper, Vikings (9/20/04 at Phi.)
- 36 Philip Rivers, Chargers (9/15/13 at Phi.)

### MOST PASSING YARDS

- 455 Dak Prescott (12/9/18 at Dal.)
- 446 Jon Kitna, Lions (9/23/07 at Phi.)
- 434 Eli Manning, Giants (12/17/17 at NYG)
- 429 Eli Manning, Giants (9/28/14 at NYG)
- 428 Joe Montana, 49ers (9/24/89 at Phi.)

### MOST TOUCHDOWNS

- 5 11x, last: Patrick Mahomes, Chiefs (10/3/21 vs. KC)

### LONGEST PASSING PLAY

- 96 Bill Kilmer to Walter Roberts, Saints (11/19/67 at Phi.)
- 93t Neil Lomax to Ernie Jones, Cardinals (12/10/88 at Pho.)
- 91t Jon Kitna to Roy Williams, Lions (9/23/07 at Phi.)
- 90t Seneca Wallace to Koren Robinson (11/2/08 at Sea.)
- 90t Virgil Carter to Speedy Thomas, Bengals (9/19/71 at Cin.)

## RUSHING

### MOST ATTEMPTS

- 43 Butch Woolfolk, Giants (11/20/83 at Phi.)

### MOST RUSHING YARDS

- 237 Emmitt Smith, Cowboys (10/31/93 at Phi.) 30 att.
- 237 Jim Brown, Browns (11/19/61 at Cle.) 34 att.
- 235 Doug Martin, Buccaneers (11/22/15 vs. TB) 27 att.
- 223 Jim Brown, Browns (11/3/63 at Phi.) 28 att.
- 221 Gerald Riggs, Washington (9/17/89 at Was.) 29 att.

### MOST TOUCHDOWNS

- 5 James Stewart, Jaguars (10/12/97 at Jax.)
- 4 3x, last: Joseph Addai, Colts (11/26/06 at Ind.)

## LONGEST RUN FROM SCRIMMAGE

- 90t Adrian Peterson, Washington (12/3/18 at Phi.)
- 87t John Henry Johnson, Steelers (12/11/60 at Pit.)
- 85t Reggie Brooks, Washington (9/19/93 at Phi.)
- 84t Herschel Walker, Cowboys (12/14/86 at Dal.)
- 84 Doug Martin, Buccaneers (11/22/15 at Phi.)

## RECEIVING

### MOST RECEPTIONS

- 15 George Kittle, 49ers (10/4/20 at SF)
- 13 Wes Welker, Patriots (11/25/07 at NE)
- 13 Terrell Owens, 49ers (11/25/02 at SF)

### MOST RECEIVING YARDS

- 225 Kenny Britt, Titans (10/24/10 at Ten.) 7 rec.
- 217 Amari Cooper, Cowboys (12/9/18 at Dal.) 10 rec.
- 213 Tony Hill, Cowboys (11/12/79 at Dal.) 7 rec.
- 212 Hugh Taylor, Washington (9/28/47 at Phi.) 8 rec.
- 204 Roy Williams, Lions (9/23/07 at Phi.) 9 rec.

### MOST TOUCHDOWNS

- 3 22x, last: Tyreek Hill, Chiefs (10/3/21 vs. KC)

## INTERCEPTIONS

### MOST INTERCEPTIONS

- 3 14x, last: Lofa Tatupu, Seahawks (12/2/07 at Phi.)

### LONGEST INTERCEPTION RETURN

- 107t Ed Reed, Ravens (11/23/08 at Bal.)
- 100t Mike Gaechter, Cowboys (10/14/62 at Dal.)
- 99t Patrick Robinson, Saints (11/5/12 at NO)
- 98 Brandon McDonald (12/15/08 vs. Cle.)
- 97t Darren Sharper, Saints (9/20/09 at Phi.)

## MISCELLANEOUS

### MOST PUNTS

- 14 Sammy Baugh, Washington (11/5/39 at Was.)

### LONGEST PUNT

- 85 Sammy Baugh, Washington (12/1/40 at Was.)

### LONGEST KICKOFF RETURN

- 105t Trindon Holliday, Broncos (9/29/13 at Den.)
- 104t Buddy Young, Colts (11/15/53 at Phi.)
- 103t George Hoey, Cardinals (11/21/71 at StL)
- 102t Larry Jones, Washington (11/24/74 at Was.)
- 101t Wallace Francis, Bills (10/7/73 at Buf.)
- 101t Amos March, Cowboys (10/14/62 at Dal.)

### LONGEST PUNT RETURN

- 90t Adam Jones, Titans (11/19/06 at Phi.)
- 90t Jacques Green, Washington (9/16/02 at Was.)
- 88t Andre Coleman, Chargers (9/17/95 at Phi.)
- 88t George Grosvenor, Cardinals (11/8/36 at Chi.)
- 87t Ted Ginn Jr., Dolphins (11/18/07 at Phi.)

### LONGEST FUMBLE RETURN

- 93t James Sanders, Cardinals (9/23/12 at Arz.)
- 74t Bull Karcis, Giants (10/16/38 at NYG)
- 69t DeMarcus Ware, Cowboys (10/8/06 at Phi.)
- 65t Willie Teal, Vikings (12/1/85 at Phi.)
- 64t Linval Joseph, Vikings (10/7/18 at Phi.)

### LONGEST RETURN WITH INTERCEPTED LATERAL

- 93t Dick Poillon, Washington (11/21/48 at Phi.)



## SCORING

### MOST POINTS SCORED

474	(2014, 16 games)
457	(2017, 16 games)
442	(2013, 16 games)
439	(2010, 16 games)
429	(2009, 16 games)

### FEWEST SCORED

51	(1936, 12 games)
60	(1935, 11 games)
77	(1933, 9 games)

### MOST ALLOWED

444	(2012, 16 games)
430	(2015, 16 games)
418	(2020, 16 games)
409	(1967, 14 games)
400	(2014, 16 games)

### FEWEST ALLOWED

85	(1934, 11 games)
131	(1944, 10 games)
133	(1945, 10 games)

## TOUCHDOWNS

### MOST SCORED

54	(2014, 16 games)
53	(2017, 16 games)
53	(2013, 16 games)
50	(1948, 12 games)

### FEWEST SCORED

6	(1936, 12 games)
---	------------------

### MOST ALLOWED

52	(2012, 16 games)
52	(1967, 14 games)
50	(2015, 16 games)
48	(2020, 16 games)
48	(2014, 16 games)

### FEWEST ALLOWED

10	(1934, 11 games)
17	(1950, 12 games)
17	(1949, 12 games)
18	(1945, 10 games)

### MOST BY RUSHING

25	(1949, 12 games)
25	(1945, 10 games)
23	(2003, 16 games)

### MOST BY PASSING

38	(2017, 16 games)
34	(1990, 16 games)
34	(1961, 14 games)
33	(1954, 12 games)

## KICKING

### MOST FIELD GOALS MADE

35	(2016, 16 games)
33	(2008, 16 games)
32	(2014, 16 games)
32	(2010, 16 games)
32	(2009, 16 games)

### MOST PATS MADE

54	(2014, 16 games)
50	(1948, 12 games)
48	(2006, 16 games)
48	(1980, 16 games)

## TOTAL NET YARDS

### MOST GAINED

6,676	(2013, 16 games)
6,386	(2011, 16 games)
6,348	(2014, 16 games)
6,230	(2010, 16 games)
6,103	(2006, 16 games)

## PASSING

### MOST ATTEMPTS

623	(2015, 16 games)
621	(2014, 16 games)
620	(2005, 16 games)
618	(2012, 16 games)
613	(2019, 16 games)

### MOST COMPLETIONS

422	(2018, 16 games)
405	(2015, 16 games)
391	(2019, 16 games)
384	(2014, 16 games)
380	(2016, 16 games)

### MOST YARDS GAINED (GROSS)

4,581	(2014, 16 games)
4,524	(2018, 16 games)
4,406	(2013, 16 games)
4,380	(2009, 16 games)
4,341	(2015, 16 games)

## RUSHING

### MOST ATTEMPTS

632	(1949, 12 games)
587	(1978, 16 games)
581	(1950, 12 games)

### MOST YARDS GAINED

2,607	(1949, 12 games)
2,566	(2013, 16 games)
2,556	(1990, 16 games)
2,509	(1981, 16 games)
2,456	(1978, 16 games)

## FIRST DOWNS

### MOST FIRST DOWNS

356	(2014, 16 games)
356	(2011, 16 games)
355	(2013, 16 games)
346	(2018, 16 games)
339	(2015, 16 games)

### MOST BY RUSHING

157	(1981, 16 games)
143	(1978, 16 games)
143	(1949, 12 games)
142	(1950, 12 games)
138	(1992, 16 games)

### MOST BY PASSING

221	(2018, 16 games)
218	(2014, 16 games)
215	(2019, 16 games)
204	(2008, 16 games)
203	(1997, 16 games)

### MOST BY PENALTY

45	(2020, 16 games)
41	(2003, 16 games)
37	(2017, 16 games)
36	(2015, 16 games)
35	(2019, 16 games)
34	(1988, 16 games)

## SACKS

### MOST SACKS MADE

62	(1989, 16 games)
60	(1984, 16 games)
57	(1987, 15 games)
56	(2002, 16 games)
55	(1992, 16 games)
55	(1991, 16 games)

### MOST SACKS ALLOWED

104	(1986, 16 games)
72	(1987, 15 games)
65	(2020, 16 games)
64	(1997, 16 games)
64	(1992, 16 games)

### FEWEST SACKS ALLOWED

22	(1981, 16 games)
23	(2008, 16 games)
23	(1970, 14 games)
26	(1971, 14 games)
26	(1968, 14 games)

## INTERCEPTIONS

### MOST THROWN

36	(1936, 12 games)
34	(1933, 9 games)
31	(1963, 14 games)
31	(1962, 14 games)
31	(1953, 12 games)

### MOST INTERCEPTED

33	(1944, 10 games)
32	(1988, 16 games)
31	(1950, 12 games)
30	(1960, 12 games)
30	(1989, 16 games)

## FUMBLES

### OPP. FUMBLES RECOVERED

27	(1987, 15 games)
26	(1989, 16 games)
25	(1971, 14 games)
22	(1991, 16 games)
22	(2002, 16 games)
22	(1954, 12 games)

## PENALTIES

### MOST PENALTIES

138	(1994, 16 games)
134	(2005, 16 games)
129	(2010, 16 games)
124	(2004, 16 games)
120	(1990, 16 games)

### MOST YARDS PENALIZED

1,130	(2005, 16 games)
1,107	(1994, 16 games)
1,101	(2010, 16 games)
995	(2014, 16 games)
983	(2006, 16 games)

### Best Season, Win Percentage

1949 Won 11, Lost 1 (.917)

### Best Season, Win Total

2017 13 wins, 3 losses

2004 13 wins, 3 losses

### Worst Season

1936 Won 1, Lost 11 (.083)

### Longest Winning Streak

9 (9/24/17 - 11/26/17)

9 (10/19/03 - 12/15/03)

9 (9/30/60 - 12/4/60)

### Longest Home Winning Streak

13 (12/14/47 - 12/11/49)

### Longest Home Losing Streak

10 (10/14/12 - 10/27/13)

### Longest Road Winning Streak

9 (10/19/03 - 10/24/04)

9 (11/12/00 - 12/16/01)

### Longest Road Losing Streak

12 (12/14/97 - 10/3/99)

12 (10/15/39 - 12/1/40)

### Longest Losing Streak

14 (9/20/36 - 9/21/37)

### Consecutive Wins - Start of Season

7 in 2004

### Consecutive Wins - End of Season

8 in 1949 (Reg. Season)

### Consecutive Losses - Start of Season

11 in 1968

### Consecutive Losses - End of Season

11 in 1936

### Total Shutouts by Eagles

37 last at Was., 12/30/18

### Most Shutouts in a Season

4 in 1934 and 1948

### Consecutive Games Scored Points

120 (11/18/62 - 10/3/71)

### Consecutive Games Scored TD

92 (10/2/77 - 10/16/83)

### Largest Comeback Victory

28-24 vs. Chicago Cardinals at Metropolitan Stadium, October 25, 1959 (came back from 24-0 deficit in 3rd qtr.)

28-24 vs. Washington at Griffith Stadium, October 27, 1946 (came back from 24-0 deficit at halftime)

### Largest Comeback vs. Eagles

23-28 vs. Minnesota Vikings at Veterans Stadium, December 1, 1985 (came back from 23-0 deficit in 4th qtr.)

## SCORING

### MOST SCORED

64	vs. Cincinnati Reds, 11/6/34
59	at Washington, 11/15/10
56	vs. Detroit Lions, 9/23/07
56	at Chicago Cardinals, 10/25/53
56	vs. Los Angeles Rams, 10/7/50

### MOST ALLOWED

62	at Giants, 11/26/72
56	at Cowboys, 10/9/66
56	at Giants, 10/15/33

### MOST, BOTH TEAMS

87	Eagles 59, Washington 28, (at Was.) 11/15/10
87	Eagles 45, Washington 42, (at Phil.) 9/28/47
86	Eagles, 44, Bengals 42, (at Phil.) 11/30/97

### FEWEST, BOTH TEAMS

0	Eagles 0, Brooklyn Dodgers 0, (at Phil.), 10/1/39
---	---

### MOST, BOTH TEAMS — ONE QUARTER

47	Eagles 20, Cardinals 27, (at StL), 12/13/64
----	---

### MOST SCORED IN 1ST QUARTER

28	at Washington, 11/15/10
27	at Steelers, 12/12/65
26	vs. Cincinnati Reds, 11/6/34
24	at Falcons, 10/8/67

### MOST ALLOWED IN 1ST QUARTER

28	at Broncos, 10/4/98
28	at Cowboys, 10/19/69
24	at Bills, 12/2/90
21	8x, last: at Broncos, 9/29/13

### MOST SCORED BOTH TEAMS IN 1ST QUARTER

35	at Saints, 12/23/07, (E-21, NO-14)
35	at Cowboys, 10/19/69, (E-7, C-28)
28	4x, last: at Washington, 11/15/10 (E-28, R-0)

### MOST SCORED IN 2ND QUARTER

31	vs. Lions, 12/30/95
28	vs. Panthers, 9/13/09
28	vs. Packers, 12/5/04
28	at Cowboys, 11/15/04
28	vs. Saints, 11/19/67

### MOST ALLOWED IN 2ND QUARTER

28	vs. Bears, 10/4/87
28	vs. St. Louis Cardinals, 10/18/70
28	vs. Packers, 11/11/62
28	at Bears, 10/17/43

### MOST SCORED BOTH TEAMS IN 2ND QUARTER

47	at St. Louis Cardinals, 12/13/64, (E-20, C-27)
42	at Cowboys, 11/15/04, (E-28, D-14)
42	at Washington, 11/27/83, (E-21, W-21)
38	at St. Louis Cardinals, 12/16/62, (E-21, C-17)

### MOST SCORED IN 1ST HALF

45	at Washington, 11/15/10
42	vs. Lions, 9/23/07
38	vs. Lions, 12/30/95
35	3x, last: vs. Packers, 12/5/04

### MOST ALLOWED IN 1ST HALF

42	at Cowboys, 10/19/69
38	at Giants, 11/26/72
35	6x, last: at Giants, 12/30/12

### MOST SCORED BOTH TEAMS IN 1ST HALF

63	vs. Lions, 9/23/07, (E-42, D-21)
59	at Washington, 11/15/10, (E-45, R-14)
59	at St. Louis Cardinals, 12/16/62, (E-28, C-31)
57	at St. Louis Cardinals, 12/13/64, (E-27, C-30)
54	at Cowboys, 9/15/08, (E-30, D-24)

### MOST SCORED IN 3RD QUARTER

21	at Lions, 10/31/21
21	vs. Steelers, 9/25/16
21	at Raiders, 11/3/13
21	at Falcons, 9/18/11
21	vs. Washington, 11/12/90
21	vs. Patriots, 11/4/73
21	at Washington, 12/3/67
21	vs. Chi. Cardinals (at Minneapolis), 10/25/59
21	vs. NY Giants, 10/4/59
21	vs. Washington, 11/28/54
21	vs. NY Bulldogs, 11/20/49

### MOST ALLOWED IN 3RD QUARTER

28	vs. Washington, 10/1/55
23	at Giants, 10/21/51

### MOST SCORED BOTH TEAMS IN 3RD QUARTER

42	vs. Washington, 10/1/55, (E-14, R-28)
35	at Washington, 12/3/67, (E-21, R-14)
34	at Washington, 11/1/42, (E-14, R-20)

### MOST SCORED IN 4TH QUARTER

28	at NY Giants, 12/19/10
28	vs. Lions, 12/8/13
26	at Saints, 1/3/93
24	vs. Baltimore Colts, 11/15/53
23	at 49ers, 10/12/08

### MOST ALLOWED IN 4TH QUARTER

28	vs. 49ers, 9/24/89
28	vs. Vikings, 12/1/85
28	vs. Chicago Cardinals, 12/7/47
28	vs. Bears, 11/30/41

### MOST SCORED BOTH TEAMS IN 4TH QUARTER

42	vs. Chicago Cardinals, 12/7/47, (E-14, C-28)
38	vs. 49ers, 9/24/89, (E-10, S-28)
37	vs. NY Giants, 9/27/17, (E-13, G-24)
37	at Arizona Cardinals, 11/24/96, (E-17, A-20)

### MOST SCORED IN 2ND HALF

35	at NY Giants, 12/19/10
35	at St. Louis Cardinals, 11/8/81
34	vs. Jaguars, 9/7/14
34	vs. Lions, 12/8/13
32	3x, last: vs. Falcons, 10/1/00

### MOST ALLOWED IN 2ND HALF

49	vs. Bears, 11/30/41
42	vs. Chicago Cardinals, 12/7/47
34	at Oakland Raiders, 10/17/71
31	7x, last: at Broncos 9/29/13

### MOST SCORED BOTH TEAMS IN 2ND HALF

56	vs. Chicago Cardinals, 12/7/1947, (E-14, C-42)
52	at Vikings, 12/15/2013, (E-21, V-31)
52	vs. Washington, 10/1/1955, (E-21, R-31)
50	vs. Lions, 12/30/1995, (E-20, D-30)
49	vs. Bears, 11/30/1941, (E-0, B-49)
49	vs. Washington, 9/28/47, (E-21, R-28)

## MOST DECISIVE VICTORY

64 Eagles 64, Cincinnati Reds 0, 11/6/34  
45 3x, last: vs. Boston Yanks (E-45, Y-0), 11/14/48

## MOST DECISIVE LOSS

56 Giants 56, Eagles 0, 10/15/33  
52 Giants 62, Eagles 10, 11/26/72

## TOUCHDOWNS

### MOST SCORED

10 vs. Cincinnati Reds, 11/6/34  
8 at Washington, 11/15/10  
8 vs. Lions, 9/23/07  
8 at Cardinals, 10/25/53  
8 vs. Rams, 10/7/50

### MOST ALLOWED

8 3x, last: at Giants, 11/26/72

### MOST SCORED BY RUSHING

5 at Cowboys, 10/22/61  
5 vs. Washington, 10/23/49  
5 at Washington, 10/17/48  
5 vs. Boston Yanks, 12/9/45

### MOST ALLOWED BY RUSHING

6 Packers, 11/11/62

### MOST BY PASSING

7 at Raiders, 11/3/13  
7 at Washington, 10/17/54

### MOST ALLOWED BY PASSING

5 13x, last: vs. Chiefs, 10/3/21

## KICKING

### MOST FIELD GOALS MADE

6 at Oilers, 11/12/72  
5 5x, last: vs. Titans, 11/23/14

### MOST FIELD GOALS ALLOWED

5 7x, last: vs. Giants, 10/27/13

## TOTAL YARDS

### MOST YARDS GAINED

592 at Washington, 11/15/10 (332 passing, 260 rushing)  
583 vs. 49ers, 9/18/05 (443 passing, 140 rushing)  
582 at Browns, 11/7/65 (352 passing, 230 rushing)  
575 vs. Washington, 11/21/48 (199 passing, 376 rushing)  
574 vs. Colts, 11/15/81 (339 passing, 235 rushing)

### FEWEST YARDS GAINED

23 at Lions, 9/20/35  
54 vs. Packers, 11/11/62

### MOST YARDS ALLOWED

652 at Cowboys, 10/9/66 (440 passing, 212 rushing)

### FEWEST YARDS ALLOWED

29 vs. Brooklyn Dodgers, 12/3/44

## PASSING

### MOST ATTEMPTS

62 at Cardinals, 10/26/14  
62 at Bears, 10/2/89  
61 vs. Titans, 11/19/06  
60 at Bengals, 12/4/16  
60 at Washington, 12/1/40

## FEWEST ATTEMPTS

3 vs. Steelers, 12/1/46

## MOST ATTEMPTS ALLOWED

63 vs. Giants, 12/22/16  
63 at 49ers, 11/25/02  
58 at Jets, 9/27/15  
57 at Giants, 12/17/17  
57 at Patriots, 12/6/15

## FEWEST ATTEMPTS ALLOWED

0 at Browns, 12/3/50  
1 at NY Bulldogs, 9/22/49; at Cardinals, 11/8/36

## MOST COMPLETIONS

37 vs. Washington, 12/26/15  
37 at Washington, 12/20/14  
36 at Bengals, 12/4/16  
36 at Falcons, 9/14/15  
36 at Cardinals, 10/26/14

## FEWEST COMPLETIONS

0 at Washington, 10/18/36

## MOST COMPLETIONS ALLOWED

42 at Cowboys, 12/9/18  
38 vs. Giants, 12/22/16  
37 at Giants, 12/17/17  
37 vs. Vikings, 9/20/04  
36 at 49ers, 11/25/02

## FEWEST COMPLETIONS ALLOWED

0 at Browns, 12/3/50  
0 vs. NY Bulldogs, 9/22/49  
0 at Chicago Cardinals, 11/8/36  
0 vs. Brooklyn Dodgers, 11/29/36  
0 vs. Cincinnati Reds, 11/6/34

## MOST YARDS GAINED (GROSS)

493 at Cowboys, 12/27/20  
490 vs. Chiefs, 10/3/21

## FEWEST YARDS GAINED (GROSS)

0 at Boston, 10/18/36

## MOST YARDS ALLOWED (GROSS)

535 at Cardinals, 12/20/20  
528 at Cowboys, 12/27/20  
478 vs. Chiefs, 10/3/21  
455 at Cowboys, 12/9/18

## FEWEST YARDS ALLOWED (GROSS)

0 at Browns, 12/3/50, at NY Bulldogs, 9/22/49, at Cardinals, 11/8/36, and vs. Cincinnati Reds, 11/6/34

## RUSHING

### MOST ATTEMPTS

64 at Washington, 12/2/51  
64 at Baltimore Colts, 10/15/50  
64 vs. Los Angeles Rams, 11/6/49  
64 at Washington, 11/28/43

## MOST ATTEMPTS ALLOWED

67 at Lions, 9/20/35

## MOST YARDS GAINED

376 vs. Washington, 11/21/48

## FEWEST YARDS GAINED

-36 at Bears, 11/19/39  
-23 vs. Lions, 11/17/40

## MOST YARDS ALLOWED

370 at Lions, 9/20/35

## FEWEST YARDS ALLOWED

-33 vs. Brooklyn Dodgers, 10/2/43  
 -26 at Boston Yanks, 12/8/46  
 6 vs. Chicago Bears, 11/26/17  
 10 vs. Boston Yanks, 10/22/44  
 13 vs. Brooklyn Tigers, 12/3/44

## FIRST DOWNS

### MOST FIRST DOWNS

34 vs. Saints 10/11/15  
 34 vs. Colts, 11/15/81  
 33 vs. Vikings, 11/11/01  
 32 vs. Cardinals, 11/27/08; at Washington, 9/17/89; at Chicago Cardinals, 10/25/53; and at Washington, 12/2/51

### MOST FIRST DOWNS ALLOWED

37 vs. Packers, 11/11/62

### FEWEST FIRST DOWNS ALLOWED

1 at NY Bulldogs, 9/22/49; vs. Brooklyn Dodgers, 10/1/39; at Browns, 12/3/50  
 2 vs. Brooklyn Dodgers, 11/11/34

### MOST BY PASSING

24 at Washington, 9/17/89  
 22 at Washington, 12/20/14  
 22 at Chargers, 11/15/09  
 22 at Chiefs, 10/2/05

### MOST ALLOWED BY PASSING

23 at Cowboys, 12/9/18  
 22 vs. Chargers, 9/15/13  
 22 at Cardinals, 12/13/64

### FEWEST ALLOWED BY PASSING

0 8x, last: at Browns, 12/3/50

### MOST BY RUSHING

25 at Washington, 12/2/51

### MOST ALLOWED BY RUSHING

21 vs. Packers, 11/11/62 and vs. Browns, 12/13/59

### FEWEST ALLOWED BY RUSHING

0 8x, last: vs. Washington, 9/8/19

### MOST BY PENALTY

8 at Bears, 11/3/02  
 8 vs. Lions, 12/2/79

### MOST ALLOWED BY PENALTY

8 at Packers 9/26/19

## PENALTIES

### MOST PENALTIES

19 vs. Oilers, 10/2/88  
 16 at Seahawks, 12/13/92  
 16 at Giants, 12/3/89

### FEWEST PENALTIES

0 Many times, last: vs. Cowboys, 11/11/18

### MOST PENALTIES BY OPPONENT

22 vs. Bears, 11/26/44

### FEWEST PENALTIES BY OPPONENT

0 Many times, last: at Jets, 10/14/07

## MOST YARDS PENALIZED

191 at Seahawks, 12/13/92  
 171 vs. Saints, 11/23/03

## FEWEST YARDS PENALIZED

0 Many times, last: vs. Cowboys, 11/11/18

## MOST YARDS OPPONENT PENALIZED

170 vs. Bears, 11/26/44

## FEWEST YARDS OPPONENT PENALIZED

0 Many times, last: at Jets, 10/14/07

## MOST PENALTIES, BOTH TEAMS

31 Eagles 19, Houston Oilers 12 (at Phil.), 10/2/88  
 28 Eagles 13, St. Louis Rams 15 (at StL), 12/18/05

## FEWEST PENALTIES, BOTH TEAMS

1 Eagles 1, Brooklyn Dodgers 0 (at Phil.), 10/1/39  
 1 Eagles 1, Chicago Cardinals 0 (at Chi.), 11/10/35  
 1 Eagles 1, Brooklyn Dodgers 0 (at Phil.), 11/11/34

## MOST YARDS PENALIZED, BOTH TEAMS

272 Eagles 171, Saints 101 (at Phil.), 11/23/03  
 262 Eagles 157, Chicago Cardinals 105 (at Chi.), 11/30/52

## FEWEST YARDS PENALIZED, BOTH TEAMS

5 Eagles 5, Pittsburgh Steelers 0 (at Phil.), 10/24/65  
 5 Eagles 5, Brooklyn Dodgers 0 (at Phil.), 10/1/39  
 5 Eagles 5, Chicago Cardinals 0 (at Chi.), 11/10/35  
 5 Eagles 5, Brooklyn Dodgers 0 (at Phil.), 11/11/34

## FUMBLES

### MOST COMMITTED

10 vs. Giants, 10/9/43

### MOST LOST

6 at Washington, 11/6/55  
 6 at Boston Yanks, 12/8/46  
 6 vs. Steelers, 10/7/34

### MOST COMMITTED BY OPPONENT

8 Packers (at Phil.), 12/1/74  
 7 6x, last: by Giants (at NY), 12/28/02

### MOST FUMBLES LOST BY OPPONENT

6 Giants (at NY), 11/17/68  
 6 NY Bulldogs (at Phil.), 11/20/49  
 5 6x, last: last by Oilers (at Hou.), 12/2/91

## INTERCEPTIONS

### MOST THROWN

7 vs. Cowboys, 9/26/71  
 7 at Boston, 11/3/35  
 6 6x, last: vs. Cardinals, 10/21/56

### MOST INTERCEPTED

9 at Steelers, 12/12/65  
 8 at Cardinals, 9/24/50  
 7 at Washington, 12/21/75

## TOTAL TURNOVERS

### MOST COMMITTED

9 at Bears, 10/12/47

### MOST FORCED BY DEFENSE

12 at Steelers, 12/12/65 (9 INTs, 3 fumble rec.)  
 12 at Cardinals, 9/24/50 (8 INTs, 4 fumble rec.)



## PUNTS

### MOST PUNTS

- 15 at Giants, 12/6/87
- 12 vs. Giants, 12/12/54. at Packers, 11/2/52  
vs. Washington, 10/4/42

### FEWEST PUNTS

- 0 5x, last: vs. Chiefs, 10/3/21

## KICKOFF RETURNS

### MOST KICKOFF RETURNS

- 9 at Giants, 11/26/72
- 9 at Giants, 11/10/46

### MOST KICKOFF RETURNS ALLOWED

- 9 6x, last: vs. Cardinals, 11/27/08

### MOST YARDS KICKOFF RETURNS

- 261 vs. Cowboys, 11/6/66
- 253 at Cardinals, 11/24/96
- 235 vs. Cardinals, 9/19/65

### MOST YARDS KICKOFF RETURNS BY OPPONENT

- 256 at Browns, 11/7/65

## PUNT RETURNS

### MOST PUNT RETURNS

- 12 at Browns, 12/3/50

### MOST PUNT RETURNS BY OPPONENT

- 9 5x, last: at Cardinals, 12/24/05

### MOST YARDS PUNT RETURNS

- 148 at Boston Yanks, 12/8/46

### MOST YARDS PUNT RETURNS ALLOWED

- 147 vs. Cardinals, 10/2/66

## SACKS

### MOST SACKS RECORDED

- 11 at Cowboys, 9/15/91
- 10 vs. Jets, 10/6/19
- 10 vs. Lions, 9/23/07
- 9 vs. Panthers, 11/10/14
- 9 at Dolphins, 12/11/11
- 9 vs. Steelers, 9/21/08
- 9 at Falcons, 12/16/84

### MOST SACKS ALLOWED

- 12 at Giants, 9/30/07
- 11 vs. Bears, 10/4/87
- 11 at Raiders, 11/30/86
- 11 vs. Lions, 11/16/86
- 11 at Cardinals, 12/18/83

# TEAM HIGHS & LOWS



## EAGLES HIGHS

64	vs. Cin.	11/6/34
10	vs. Cin.	11/6/34
5	(4x) last at Dal.	10/22/61
7	(2x) last at Oak.	11/3/13
7	(2x) last at Hou.	11/12/72
6	at Hou.	11/12/72
34	(2x ) last vs. NO	10/11/15
25	at Was.	12/2/51
24	at Was.	9/17/89
592	at Was.	11/15/10
64	(3x) last at Was.	12/2/51
376	vs. Was.	11/21/48
462	vs. Hou.	12/23/18
12	at NYG	9/30/07
486	vs. NYG	11/8/53
62	(2x) last at Ari.	10/26/14
37	last vs. Was.	12/26/15
7	(2x) last vs. Dal.	9/26/71
9	at Chi.	10/12/47
10	vs. NYG	10/9/43
6	(3x) last at Was.	11/6/55
15	at NYG	12/6/87
60.5	vs. LAR	9/20/20
19	vs. Hou.	10/2/88
191	at Sea.	12/13/92

## OPPONENTS HIGHS

62	at NYG	11/26/72
8	(3x) last at NYG	11/26/72
6	vs. GB	11/11/62
5	(13x) last vs. KC	10/3/21
7	at NO	11/30/69
5	(7x) last vs. NYG	10/27/13
37	vs. GB	11/11/62
21	(2x) last vs. GB	11/11/62
23	at Dal.	12/9/18
652	at Dal.	10/9/66
67	at Det.	9/20/35
370	at Det.	9/20/35
440	at Dal.	10/9/66
11	at Dal.	9/15/91
455	at Dal.	12/9/18
63	at SF	11/25/02
42	at Dal.	12/9/18
9	at Pit.	12/12/65
12	(2x) last at Pit.	12/12/65
8	vs. GB	12/1/74
6	(2x) last at NYG	11/17/68
15	at Was.	11/5/39
69.0	at Was.	12/27/03
22	vs. Chi.	11/26/44
170	vs. Chi.	11/26/44

## CATEGORY

POINTS  
TOUCHDOWNS  
RUSHING TDS  
PASSING TDS  
FIELD GOALS ATTEMPTED  
FIELD GOALS MADE  
TOTAL FIRST DOWNS  
RUSHING FIRST DOWNS  
PASSING FIRST DOWNS  
TOTAL NET YARDS  
RUSHING ATTEMPTS  
NET YARDS RUSHING  
NET YARDS PASSING  
QB SACKS ALLOWED  
GROSS YARDS PASSING  
PASS ATTEMPTS  
PASS COMPLETIONS  
INTERCEPTIONS THROWN  
TOTAL TURNOVERS  
FUMBLES BY  
FUMBLES LOST  
PUNTS  
PUNTING AVERAGE  
PENALTIES  
YARDS PENALIZED

## CATEGORY

POINTS  
TOUCHDOWNS  
RUSHING TDS  
PASSING TDS  
FIELD GOALS ATTEMPTED  
FIELD GOALS MADE  
TOTAL FIRST DOWNS  
RUSHING FIRST DOWNS  
PASSING FIRST DOWNS  
TOTAL NET YARDS  
RUSHING ATTEMPTS  
NET YARDS RUSHING  
NET YARDS PASSING  
QB SACKS ALLOWED  
GROSS YARDS PASSING  
PASS ATTEMPTS  
PASS COMPLETIONS  
INTERCEPTIONS THROWN  
TOTAL TURNOVERS  
FUMBLES BY  
FUMBLES LOST  
PUNTS  
PUNTING AVERAGE  
PENALTIES  
YARDS PENALIZED

## EAGLES LOWS

0	last vs. Dal.	12/31/17
0	last vs. Dal.	12/31/17
0	last at Den.	11/14/21
0	last at Det.	10/31/21
0	last at LV	10/24/21
0	last at LV	10/24/21
2	(5x) last vs. Was.	10/24/37
0	(7x) last at Dal.	10/9/05
0	(2x) last vs. NYG	10/5/57
23	at Det.	9/20/35
9	(4x) last at Dal.	10/9/05
-36	at Chi.	11/19/39
-13	vs. NYG	12/11/77
0	last at Det.	10/31/21
0	at Boston	10/18/36
3	vs. Pit.	12/1/46
0	at Bos.	10/18/36
0	last vs. LAC	11/7/21
0	last vs. LAC	11/7/21
0	last at Det.	10/31/21
0	last at Den.	11/14/21
0	last vs. KC	10/3/21
0.0	last vs. KC	10/3/21
0	(17x) last vs. Dal.	11/11/18
0	(17x) last vs. Dal.	11/11/18

## OPPONENTS LOWS

0	last at Was.	12/30/18
0	last at Atl.	9/12/21
0	last at Car.	10/10/21
0	last at Den.	11/14/21
0	last vs. TB	10/14/21
0	last at Det.	10/31/21
1	(3x) last at Cle.	12/3/50
0	(7x) last vs. Was.	9/8/19
0	(8x) last at Cle.	12/3/50
29	vs. Brooklyn	12/3/44
10	(2x) last vs. Ari.	11/27/08
-33	vs. Brooklyn	10/2/43
---	---	---
0	last vs. LAC	11/7/21
0	(4x) last at Cle.	12/3/50
0	at Cle.	12/3/50
0	(5x) last at Cle.	12/3/50
0	last at Den.	11/14/21
0	last vs. LAC	11/7/21
0	last vs. LAC	11/7/21
0	last vs. LAC	11/7/21
0	last vs. LAC	11/7/21
0.0	last vs. LAC	11/7/21
0	(11x) last at NYJ	10/14/07
0	(11x) last at NYJ	10/14/07

# PLAYOFF RECORDS INDIVIDUAL



## MOST GAMES PLAYED

Rk	Player	Games (Starts)
1.	David Akers (K) (1999-2010).....	19 (0)
2.	Brian Dawkins (S) (1996-2008).....	18 (18)
3t.	Jon Runyan (T) (2000-08).....	17 (17)
	Tra Thomas (T) (1998-2008).....	17 (17)
5.	Donovan McNabb (QB) (1999-2009).....	16 (16)
6t.	Koy Detmer (QB) (1998-2006).....	13 (0)
	Sheldon Brown (CB) (2002-09).....	13 (10)
8t.	Quintin Mikell (S) (2003-10).....	12 (5)
	Mike Bartrum (LS/TE) (2000-06).....	12 (0)
	Todd Pinkston (WR) (2000-04).....	12 (10)
	Corey Simon (DT) (2000-04).....	12 (12)
	Bobby Taylor (CB) (1995-2003).....	12 (12)
	Darwin Walker (DT) (2001-06).....	12 (9)

## SCORING

### MOST POINTS, Career

134	David Akers (19 games)
<b>43</b>	<b>Jake Elliott (6 games)</b>
36	Brian Westbrook (11 games)
36	Harold Carmichael (7 games)
36	Tony Franklin (6 games)
36	Wilbert Montgomery (7 games)

### MOST POINTS, Game

16	Gary Anderson (12/30/95 vs. Lions) NFC-WC
15	David Akers (1/19/02 at Bears) NFC-D
14	David Akers (1/4/09 at Vikings) NFC-WC
12	11x, last: Alshon Jeffery (1/21/18 vs. Vikings) NFC-C

### MOST TOUCHDOWNS, Career

6	Brian Westbrook (11 games)
6	Harold Carmichael (7 games)
6	Wilbert Montgomery (7 games)
5	Duce Staley (7 games)
4	Donovan McNabb (16 games)
3	Alshon Jeffery (5 games), LeGarrette Blount (3 games), Steve Van Buren (4 games), Fred Barnett (5 games), Brent Celek (9 games), Chad Lewis (11 games)

### MOST TOUCHDOWNS, Game

2	10x, last: Alshon Jeffery (1/21/18 vs. Vikings) NFC-C
---	---

### MOST POINTS AFTER TOUCHDOWN, Career

41	David Akers (19 games)
15	Tony Franklin (6 games)

### MOST POINTS AFTER TOUCHDOWN, Game

7	Gary Anderson (12/30/95 vs. Lions) NFC-WC
<b>5</b>	<b>Jake Elliott (1/21/18 vs. Vikings) NFC-C</b>
4	3x, last: David Akers (1/12/02 vs. Bucs) NFC-WC

### MOST FIELD GOALS, Career

31	David Akers (19 games)
<b>11</b>	<b>Jake Elliott (6 games)</b>
7	Tony Franklin (6 games)
5	Roger Ruzek (4 games)

### MOST FIELD GOALS, Game

4	David Akers (1/4/09 at Vikings) NFC-WC
4	David Akers (1/19/02 at Bears) NFC-D
4	Luis Zendejas (12/31/88 at Bears) NFC-D
<b>3</b>	<b>Jake Elliott (1/5/20 vs. Seahawks) NFC-WC</b>
<b>3</b>	<b>Jake Elliott (2/4/18 vs. Patriots) SB52</b>
<b>3</b>	<b>Jake Elliott (1/13/18 vs. Falcons) NFC-D</b>
3	David Akers (1/11/09 at Giants) NFC-D
3	David Akers (1/7/07 vs. Giants) NFC-WC
3	Gary Anderson (12/30/95 vs. Lions) NFC-WC

### LONGEST FIELD GOALS

<b>53</b>	<b>Jake Elliott (1/13/18 vs. Falcons) NFC-D</b>
51	David Akers (1/4/09 at Vikings) NFC-WC
48	David Akers (1/7/07 vs. Giants) NFC-WC
<b>46</b>	<b>Jake Elliott (1/5/20 vs. Seahawks) NFC-WC</b>
<b>46</b>	<b>Jake Elliott (2/4/18 vs. Patriots) SB52</b>
46	David Akers (1/27/02 at Rams) NFC-C
46	David Akers (1/19/02 at Bears) NFC-D
45	David Akers (1/18/09 at Cardinals) NFC-C
45	David Akers (1/4/09 at Vikings) NFC-WC

## PASSING

### MOST PASSES ATTEMPTED, Career

577	Donovan McNabb (16 games)
226	Ron Jaworski (7 games)
214	Randall Cunningham (7 games)
210	Nick Foles (6 games)

### MOST PASSES ATTEMPTED, Game

54	Randall Cunningham (12/31/88 at Bears) NFC-D
51	Donovan McNabb (2/6/05 vs. Patriots) SB39
49	Donovan McNabb (1/19/03 vs. Buccaneers) NFC-C
47	Donovan McNabb (1/18/09 at Cardinals) NFC-C

### MOST PASSES COMPLETED, Career

341	Donovan McNabb (16 games)
143	Nick Foles (6 games)
113	Randall Cunningham (7 games)
103	Ron Jaworski (7 games)

### MOST PASSES COMPLETED, Game

30	Donovan McNabb (2/6/05 vs. Patriots) SB39
28	Nick Foles (2/4/18 vs. Patriots) SB52
28	Donovan McNabb (1/18/09 at Cardinals) NFC-CG
27	Randall Cunningham (12/31/88 at Bears) NFC-D
27	Tommy Thompson (12/28/47 at Chicago Cardinals) NFL-CG

### MOST YARDS GAINED, Career

3,752	Donovan McNabb (16 games)
1,633	Nick Foles (6 games)
1,390	Randall Cunningham (7 games)
1,319	Ron Jaworski (7 games)

### MOST YARDS GAINED, Game

407	Randall Cunningham (12/31/88 at Bears) NFC-D
375	Donovan McNabb (1/18/09 at Cardinals) NFC-CG
373	Nick Foles (2/4/18 vs. Patriots) SB52
357	Donovan McNabb (2/6/05 vs. Patriots) SB39
352	Nick Foles (1/21/18 vs. Vikings) NFC-CG

### MOST TOUCHDOWN PASSES, Career

24	Donovan McNabb (16 games)
11	Nick Foles (6 games)
9	Ron Jaworski (7 games)
4	Tommy Thompson (4 games)

# PLAYOFF RECORDS INDIVIDUAL



## MOST TOUCHDOWN PASSES, Game

3	Nick Foles (2/4/18 vs. Patriots) SB52
3	Nick Foles (1/21/18 vs. Vikings) NFC-CG
3	Donovan McNabb (1/18/09 at Cardinals) NFC-CG
3	Donovan McNabb (2/6/05 vs. Patriots) SB39
3	Rodney Peete (12/30/95 vs. Lions) NFC-WC
3	Ron Jaworski (12/23/79 vs. Bears) NFC-WC

## LONGEST PASS PLAY

76t	Michael Vick to Jeremy Maclin (1/9/10 at Cowboys) NFC-WC
75t	Jeff Garcia to Donté Stallworth (1/13/07 at Saints) NFC-D
71t	Donovan McNabb to Brian Westbrook (1/4/09 at Vikings) NFC-WC
66	Randall Cunningham to Keith Jackson (1/5/91 vs. Washington) NFC-WC
65	Randall Cunningham to Keith Jackson (12/31/88 at Bears) NFC-D

## RUSHING

### MOST ATTEMPTS, Career

141	Wilbert Montgomery (7 games)
129	Brian Westbrook (11 games)
93	Duce Staley (7 games)
93	Steve Van Buren (4 games)
72	Donovan McNabb (16 games)

### MOST ATTEMPTS, Game

31	Steve Van Buren (12/18/49 at LA Rams) NFL-CG
26	4x, last: Montgomery (1/11/81 vs. Cowboys) NFC-CG
22	Chris Warren (12/31/00 vs. Buccaneers) NFC-WC

### LONGEST RUN FROM SCRIMMAGE

62t	Brian Westbrook (1/13/07 at Saints) NFC-D
55	Wilbert Montgomery (1/11/81 vs. Cowboys) NFC-CG
49t	Brian Westbrook (1/7/07 vs. Giants) NFC-WC
49	Steve Van Buren (12/18/49 at LA Rams) NFL-CG
42	Wilbert Montgomery (1/11/81 vs. Cowboys) NFC-CG

### MOST YARDS GAINED, Career

591	Brian Westbrook (11 games)
518	Wilbert Montgomery (7 games)
422	Donovan McNabb (16 games)
384	Duce Staley (7 games)
365	Steve Van Buren (4 games)

### MOST YARDS GAINED, Game (includes all 100-yard performances)

196	Steve Van Buren (12/18/49 at LA Rams) NFL-CG
194	Wilbert Montgomery (1/11/81 vs. Cowboys) NFC-CG
141	Brian Westbrook (1/7/07 vs. Giants) NFC-WC
116	Brian Westbrook (1/13/07 at Saints) NFC-D
107	Donovan McNabb (1/11/04 vs. Packers) NFC-D
105	Heath Sherman (1/3/93 at Saints) NFC-WC

### MOST TOUCHDOWNS RUSHING, Career

6	Wilbert Montgomery (7 games)
4	Donovan McNabb (16 games)
3	LeGarrette Blount (3 games)
3	Brian Westbrook (11 games)
2	Steve Van Buren (4 games)
2	Duce Staley (7 games)

### MOST TOUCHDOWNS, Game

2	Brian Westbrook (1/13/07 at Saints) NFC-D
2	Wilbert Montgomery (12/27/81 vs. Giants) NFC WC
2	Wilbert Montgomery (1/3/81 vs. Vikings) NFC-D

## RECEIVING

### MOST RECEPTIONS, Career

38	Chad Lewis (11 games)
35	Duce Staley (7 games)
33	Zach Ertz (7 games)
33	Brian Westbrook (11 games)
32	Todd Pinkston (12 games)

### MOST RECEPTIONS, Game

10	Brent Celek (1/18/09 at Cardinals) NFC-CG
9	Nelson Agholor (2/4/18 vs. Patriots) SB52
9	Terrell Owens (2/6/05 vs. Patriots) SB39
9	Keith Byars (12/31/89 vs. LA Rams) NFC-WC and (12/31/88 at Bears) NFC-D
8	Zach Ertz (1/21/18 vs. Vikings) NFC-CG
8	Duce Staley (1/27/02 at Rams) NFC-CG
8	Fred Barnett (12/30/95 vs. Lions) NFC-WC
8	Jack Ferrante (12/28/47 at Chicago Cardinals) NFL-CG

### MOST YARDS GAINED, Career

465	Harold Carmichael (7 games)
433	Todd Pinkston (12 games)
409	Chad Lewis (11 games)
364	Alshon Jeffery (5 games)
360	Zach Ertz (7 games)
334	Brian Westbrook (11 games)

### MOST YARDS GAINED, Game (includes all 100-yard performances)

146	Jeremy Maclin (1/9/10 at Cowboys) NFC WC
142	Keith Jackson (12/31/88 at Bears) NFC-D
122	Kevin Curtis (1/18/09 at Cardinals) NFC-C
122	Terrell Owens (2/6/05 vs. Patriots) SB39
116	Keith Jackson (1/5/91 vs. Washington) NFC-WC
111	Harold Carmichael (12/23/79 vs. Bears) NFC-WC
100	Corey Clement (2/4/18 vs. Patriots) SB52

### MOST TOUCHDOWNS, Career

6	Harold Carmichael (7 games)
3	Alshon Jeffery (5 games)
3	Brent Celek (9 games)
3	Brian Westbrook (11 games)
3	Fred Barnett (5 games)
3	Chad Lewis (11 games)
3	Duce Staley (7 games)

### MOST TOUCHDOWNS, Game

2	Alshon Jeffery (1/21/18 vs. Vikings) NFC-CG
2	Brent Celek (1/18/09 at Cardinals) NFC-CG
2	Chad Lewis (1/23/05 vs. Falcons) NFC-C
2	Fred Barnett (1/3/93 at Saints) NFC-WC
2	Harold Carmichael (12/23/79 vs. Bears) NFC-WC

## INTERCEPTIONS

### MOST INTERCEPTIONS, Career

5	Herman Edwards (7 games)
4	Brian Dawkins (18 games)
3	Damon Moore (5 games), Eric Allen (5 games), Seth Joyner (5 games), Roynell Young (5 games)

### MOST INTERCEPTIONS, Game

2	Damon Moore (1/12/02 vs. Buccaneers) NFC-WC
2	Eric Allen (1/3/93 at Saints) NFC-WC
2	Herman Edwards (1/3/81 vs. Vikings) NFC-D
2	Roynell Young (1/3/81 vs. Vikings) NFC-D



## LONGEST INTERCEPTION RETURN

59t	Damon Moore (1/12/02 vs. Buccaneers) NFC-WC
50t	Patrick Robinson (1/21/18 vs. Vikings) NFC-CG
44t	Asante Samuel (1/4/09 at Vikings) NFC-WC
39t	Bobby Taylor (1/11/03 vs. Falcons) NFC-D
37	Jerry Robinson (12/29/79 at Buccaneers) NFC-D

## MOST INTERCEPTION RETURN YARDS, Career

77	Damon Moore (5 games)
75	Brian Dawkins (18 games)
69	Asante Samuel (5 games)

## MOST INTERCEPTION RETURN YARDS, Game

59	Damon Moore (1/12/02 vs. Buccaneers) NFC-WC
50	Patrick Robinson (1/21/18 vs. Vikings) NFC-CG
44	Asante Samuel (1/4/09 at Vikings) NFC-WC
39	Bobby Taylor (1/11/03 vs. Falcons) NFC-D

## SACKS

### MOST SACKS, Career

4.0	Derrick Burgess (6 games)
4.0	Hugh Douglas (10 games)
4.0	Reggie White (5 games)
3.5	<b>Brandon Graham (6 games)</b>

### MOST SACKS, Game

2.0	Darwin Walker (1/13/07 at Saints) NFC-D
2.0	Derrick Burgess (1/23/05 vs. Falcons) NFC-C
2.0	Hugh Douglas (12/31/00 vs. Buccaneers) NFC-WC

## KICKOFF RETURNS

### MOST KICKOFF RETURNS, Career

22	Brian Mitchell (7 games)
11	Billy Campfield (7 games)

### MOST KICKOFF RETURNS, Game

6	Brian Mitchell (1/27/02 at StL Rams) NFC-CG
5	7x, last: Brad Smith (1/4/14 vs. Saints) NFC-WC

## MOST YARDS, Career

522	Brian Mitchell (7 games)
201	Billy Campfield (7 games)

## MOST YARDS, Game

128	Brian Mitchell (1/27/02 at StL Rams) NFC-CG
125	3x, last: James Thrash (1/11/04 vs. Packers) NFC-D

## LONGEST KICKOFF RETURN

70	Brian Mitchell (1/19/03 vs. Buccaneers) NFC-CG
58	Ted Dean (12/26/60 vs. Packers) NFL-CG

## PUNT RETURNS

### MOST PUNT RETURNS, Career

16	Brian Mitchell (7 games)
13	John Sciarra (7 games)

### MOST PUNT RETURNS, Game

6	John Sciarra (1/11/81 vs. Cowboys) NFC-CG
5	DeSean Jackson (1/4/09 at Vikings) NFC-WC
4	7x, last: Reno Mahe (1/11/04 vs. Packers) NFC-D

### MOST YARDS ON PUNT RETURNS, Career

174	DeSean Jackson (6 games)
135	Brian Mitchell (7 games)
130	John Sciarra (7 games)

### MOST YARDS ON PUNT RETURNS, Game

109	DeSean Jackson (1/4/09 at Vikings) NFC-WC
101	Bosh Pritchard (12/21/47 at Steelers) NFL-D
69	John Sciarra (1/11/81 vs. Cowboys) NFC-CG

## LONGEST PUNT RETURN

79t	Bosh Pritchard (12/21/47 at Steelers) NFL-D
62	DeSean Jackson (1/4/09 at Vikings) NFC-WC
34	Wally Henry (12/23/79 vs. Bears) NFC-WC

## SCORING

### MOST POINTS, Game

58	vs. Lions (12/30/95) NFC-WC
41	vs. Patriots (2/4/18) SB52
38	vs. Vikings (1/21/18) NFC-CG
36	at Saints (1/3/93) NFC-WC

### MOST POINTS, BOTH TEAMS, Game

95	vs. Lions (12/30/95) NFC-WC; Eagles 58, Lions 37
74	vs. Patriots (2/4/18) SB52; Eagles 41, Patriots 33
57	at Cardinals (1/18/09) NFC-CG; Eagles 25, Cardinals 32
56	at Saints (1/3/93) NFC-WC; Eagles 36, Saints 20

### FEWEST POINTS, BOTH TEAMS, Game

7	vs. Chicago Cardinals (12/19/48) NFL-CG; Eagles 7, Cardinals 0
14	at 49ers (12/29/96) NFC-WC; 49ers 14, Eagles 0
14	at LA Rams (12/18/49) NFL-CG; Eagles 14, Rams 0

### LARGEST MARGIN OF VICTORY, Game

31	vs. Vikings (1/21/18) NFC-CG; Eagles 38, Vikings 7
22	vs. Buccaneers (1/12/02) NFC-WC; Eagles 31, Buccaneers 9
21	2x: vs. Lions (12/30/95) NFC-WC; Eagles 58, Lions 37 & at Steelers (12/21/47) NFL-D; Eagles 21, Steelers 0

## TOUCHDOWNS

### MOST TOUCHDOWNS, Game

7	vs. Lions (12/30/95) NFC-WC
5	vs. Patriots (2/4/18) SB52
5	vs. Vikings (1/21/18) NFC-CG
4	3x, last: vs. Bucs (1/12/02) NFC-WC

### MOST TOUCHDOWNS, BOTH TEAMS, Game

12	vs. Lions (12/30/95) NFC-WC; Eagles 7, Lions 5
9	vs. Patriots (2/4/18) SB52; Eagles 5, Patriots 4
7	3x, last: at Cardinals (1/18/09) NFC-C; Cardinals 4, Eagles 3

### FEWEST TOUCHDOWNS, BOTH TEAMS, Game

1	vs. Chicago Cardinals (12/19/48) NFL-CG; Eagles 1, Cardinals 0
2	9x, last: vs. Seahawks (1/5/20) NFC-WC; Eagles 0, Seahawks 2

## FIELD GOALS

### MOST FIELD GOALS, Game

4	at Vikings (1/4/09) NFC-WC
4	at Bears (1/19/02) NFC-D
4	at Bears (12/31/88) NFC-D

### MOST FIELD GOALS, BOTH TEAMS, Game

6	at Giants (1/11/09) NFC-D
6	at Bears (12/31/88) NFC-D; Eagles 4, Bears 2
5	vs. Patriots (2/4/18) SB52; Eagles 3, Patriots 2
5	vs. Saints (1/4/14) NFC-WC; Eagles 1, Saints 4
5	vs. Giants (1/7/07) NFC-WC; Eagles 3, Giants 2
5	at Bears (1/19/02) NFC-D; Eagles 4, Bears 1

### MOST FIELD GOALS ATTEMPTED, Game

5	at Bears (12/31/88) NFC-D
4	at Vikings (1/4/09) NFC-WC
4	at Bears (1/19/02) NFC-D
4	vs. Lions (12/30/95) NFC-WC

### MOST FGS ATTEMPTED, BOTH TEAMS, Game

9	at Bears (12/31/88) NFC-D; Eagles 5, Bears 4
8	at Giants (1/11/09) NFC-D; Eagles 3, Giants 5
6	vs. Patriots (2/4/18) SB52; Eagles 3, Patriots 3
6	vs. Saints (1/4/14) NFC-WC; Eagles 2, Saints 4
6	vs. Falcons (1/11/03) NFC-D; Eagles 3, Falcons 3

## TOTAL NET YARDS

### MOST YARDS GAINED, Game

538	vs. Patriots (2/4/18) SB52
456	vs. Vikings (1/21/18) NFC-CG
454	at Cardinals (1/18/09) NFC-CG
452	vs. Lions (12/30/95) NFC-WC
430	at Bears (12/31/88) NFC-D

### FEWEST YARDS GAINED, Game

178	at Cowboys (1/10/93) NFC-D
186	at Giants (1/7/01) NFC-D

## PASSING

### MOST ATTEMPTS, Game

55	at Bears (12/31/88) NFC-D
51	vs. Patriots (2/6/05) SB39

### FEWEST ATTEMPTS, Game

9	at LA Rams (12/18/49) NFL-CG
12	vs. Chicago Cardinals (12/19/48) NFL-CG

### MOST COMPLETIONS, Game

30	vs. Patriots (2/6/05) SB39
29	vs. Patriots (2/4/18) SB52
28	at Cardinals (1/18/09) NFC-CG
27	at Bears (12/31/88) NFC-CG
27	at Chicago Cardinals (12/28/47) NFL-CG

### FEWEST COMPLETIONS, Game

2	vs. Chicago Cardinals (12/19/48) NFL-CG
5	at LA Rams (12/18/49) NFL-CG

### MOST YARDS GAINED, Game

378	at Bears (12/31/88) NFC-D
374	vs. Patriots (2/4/18) SB52
357	at Cardinals (1/18/09) NFC-CG

### FEWEST YARDS GAINED, Game

7	vs. Chicago Cardinals (12/19/48) NFL-CG
68	at LA Rams (12/18/49) NFL-CG

### MOST TIMES SACKED, Game

8	vs. Packers (1/11/04) NFC-D
7	vs. Seahawks (1/5/20) NFC-WC

### MOST TOUCHDOWNS, Game

4	vs. Patriots (2/4/18) SB52
3	vs. Vikings (1/21/18) NFC-CG
3	at Cardinals (1/18/09) NFC-CG
3	vs. Patriots (2/6/05) SB39
3	vs. Lions (12/30/95) NFC-WC
3	vs. Bears (12/23/79) NFC-WC

## RUSHING

### MOST ATTEMPTS, Game

61	at LA Rams (12/18/49) NFL-CG
57	vs. Chicago Cardinals (12/19/48) NFL-CG
52	at Steelers (12/21/47) NFL-D

## FEWEST ATTEMPTS, Game

13	at Cowboys (1/9/10) NFC-WC
14	at Giants (1/7/01) NFC-D
16	at Bears (12/31/88) NFC-D
16	at Saints (1/13/19) NFC-D

## MOST YARDS GAINED, Game

274	at LA Rams (12/18/49) NFL-CG
263	vs. Cowboys (1/11/81) NFC-CG
225	vs. Chicago Cardinals (12/19/48) NFL-CG

## FEWEST YARDS GAINED, Game

42	at Bears (1/6/19) NFC-WC
45	vs. Patriots (2/6/05) SB39

## MOST TOUCHDOWNS, Game

3	vs. Vikings (1/3/81) NFC-D
2	6x, last: at Saints (1/13/07) NFC-D

## FIRST DOWNS

### MOST FIRST DOWNS, Game

27	vs. Vikings (1/21/18) NFC-CG
25	vs. Patriots (2/4/18) SB52
24	vs. Patriots (2/6/05) SB39
24	vs. Vikings (1/3/81) NFL-D
23	vs. Vikings (1/16/05) NFC-D

### FEWEST FIRST DOWNS, Game

11	at Giants (1/7/01) NFC-D
12	at Cowboys (1/10/93) NFC-D

### MOST FIRST DOWNS, BOTH TEAMS, Game

54	vs. Patriots (2/4/18) SB52; Patriots 29, Eagles 25
49	vs. Vikings (1/21/18) NFC-CG; Eagles 27, Vikings 22
48	vs. Lions (12/30/95) NFC-WC; Lions 26, Eagles 22
45	vs. Patriots (2/6/05) SB39; Eagles 24, Patriots 21

### FEWEST FIRST DOWNS, BOTH TEAMS, Game

24	3x, last: at LA Rams (12/18/49) NFL-CG; Eagles 17, Rams 7
----	---

### MOST FIRST DOWNS, RUSHING, Game

16	vs. Chicago Cardinals (12/19/48) NFL-CG
13	vs. Cowboys (1/11/81) NFC-CG

### FEWEST FIRST DOWNS, RUSHING, Game

0	at Cowboys (1/9/10) NFC-WC
1	at Bears (12/31/88) NFC-D
2	3x, last: at Saints (1/13/19) NFC-D

### MOST FIRST DOWNS, PASSING, Game

21	at Bears (12/31/88) NFC-D
19	vs. Patriots (2/4/18) SB52
19	vs. Vikings (1/21/18) NFC-CG
18	vs. Patriots (2/6/05) SB39

### FEWEST FIRST DOWNS, PASSING, Game

0	vs. Chicago Cardinals (12/19/48) NFL-CG
4	at LA Rams (12/18/49) NFL-CG

## PENALTIES

### MOST PENALTIES, Game

9	at Cowboys (1/9/10) NFC-WC
8	at Giants (1/11/09) NFC-D
8	vs. Lions (12/30/95) NFC-WC
8	at Buccaneers (12/29/79) NFC-D

## FEWEST PENALTIES, Game

0	vs. Packers (12/26/60) NFL-CG
2	at StL Rams (1/27/02) NFC-CG
2	vs. Buccaneers (12/31/00) NFC-WC

## MOST YARDS PENALIZED, Game

116	at Cowboys (1/9/10) NFC-WC
80	vs. Lions (12/30/95) NFC-WC
77	vs. Giants (1/7/07) NFC-WC
76	at Cowboys (1/10/93) NFC-D

## FEWEST YARDS PENALIZED, Game

0	vs. Packers (12/26/60) NFL-CG
15	at StL Rams (1/27/02) NFC-CG

## INTERCEPTIONS

### MOST INTERCEPTIONS BY, Game

6	vs. Lions (12/30/95) NFC-WC
5	vs. Vikings (1/3/81) NFC-D
4	vs. Buccaneers (1/12/02) NFC-WC

## FUMBLES

### MOST FUMBLES, Game

6	vs. LA Rams (12/31/89) NFC-WC
5	vs. Giants (12/27/81) NFC-WC

### MOST FUMBLES LOST, Game

3	at Cowboys (1/9/10) NFC-WC
2	12x, last: vs. Falcons (1/13/18) NFC-D

### MOST FUMBLES COMMITTED BY OPPONENT, Game

5	vs. Cowboys (1/11/81) NFC-CG
4	vs. Packers (1/9/11) NFC-WC
3	5x, last: at Giants (1/7/01) NFC-D

### MOST FUMBLES LOST BY OPPONENT

3	4x, last: at Giants (1/7/01) NFC-D
---	------------------------------------

## TURNOVERS

### MOST TURNOVERS, Game

4	(four times) last at Dallas (1/9/10) NFC-WC
---	---

### FEWEST TURNOVERS, Game

0	6x, last: vs. Seahawks (1/5/20) NFC-WC
---	--

## PUNTING

### MOST PUNTS, Game

9	vs. LA Rams (12/31/89) NFC-WC
9	at Falcons (12/24/78) NFC-WC

### FEWEST PUNTS, Game

1	vs. Patriots (2/4/18) SB52
1	at Cardinals (1/18/09) NFC-CG
3	(four times) last vs. Seahawks (1/5/20) NFC-WC

### HIGHEST AVERAGE, PUNTING, Game

58.0	at Cardinals (1/18/09) NFC-CG
51.2	at Saints (1/3/93) NFC-WC
50.6	at Cowboys (1/9/10) NFC-WC
48.8	vs. Saints (1/4/14) NFC-WC
48.2	at Saints (1/13/19) NFC-D

### LOWEST AVERAGE, PUNTING, Game

32.5	at Bears (12/31/88) NFC-D
------	---------------------------

## TEAM (EAGLES)

WON IN OVERTIME.....	12/9/19 - vs. NYG, 23-17
WON BY SCORING IN LAST TWO MINUTES OF REGULATION.....	10/22/20 - vs. NYG, 22-21 (winning TD at 0:40)
TIED GAME BY SCORING IN LAST TWO MINUTES.....	9/27/20 - tie vs. Cin., 23-23 (tied score at 0:30 to force OT)
WON IN PRIMETIME.....	11/1/20 - vs. Dal., 23-9 (Sunday Night Football)
SHUTOUT.....	12/30/18 - at Was., 24-0
WON BY 20+ POINTS.....	10/31/21 - at Det., 44-6
WON AFTER TRAILING BY 20+ POINTS.....	12/19/10 - at NYG, 38-31 (NYG ahead 31-10 in 4th quarter)
HELD 28+ POINT LEAD.....	10/31/21 - at Det., 44-6
HELD 21+ POINT LEAD.....	10/31/21 - at Det., 44-6
HELD 17+ POINT LEAD.....	11/14/21 - at Den., 30-13
SCORED 20+ POINTS IN QUARTER.....	10/31/21 - win at Det., 44-6 (21, 3rd Q)
SCORED 20+ POINTS IN HALF.....	11/14/21 - win at Den., 30-13 (20, 1st half)
HELD OPPONENT WITHOUT A TOUCHDOWN.....	9/12/21 - win at Atl., 32-6
TOUCHDOWNS SCORED BY OFFENSE & DEFENSE.....	11/14/21 - win at Den., 30-13 (2 offense, 1 defense)
TOUCHDOWNS SCORED BY OFFENSE, DEFENSE & SPECIAL TEAMS.....	12/6/15 - win at NE, 35-28 (2 offense, 1 defense, 2 ST)
NO TURNOVERS.....	11/7/21 - loss vs. LAC, 24-27
TOUCHDOWN SCORED ON FIRST DRIVE.....	10/24/21 - loss at LV, 22-33
SUCCESSFUL 2-POINT CONVERSION ATTEMPT.....	10/24/21 - J. Hurts pass to D. Goedert at LV
FAILED 2-POINT CONVERSION ATTEMPT.....	12/20/20 - Z. Ertz rushes up the middle, attempt fails at Ari.

## TOTAL OFFENSE (EAGLES)

500+ TOTAL NET YARDS OF OFFENSE.....	12/23/18 - vs. Hou. (519; 57 rushing, 471 passing)
400+ TOTAL NET YARDS OF OFFENSE.....	10/3/21 - vs. KC (461; 103 rushing, 358 passing)

## PASSING (EAGLES)

400+ NET YARDS PASSING BY TEAM.....	12/23/18 - vs. Hou. (462)
300+ NET YARDS PASSING BY TEAM.....	10/3/21 - vs. KC (358)
INDIVIDUAL WITH 50+ PASS ATTEMPTS.....	12/9/19 - Carson Wentz (50-33-325-0-2TDs) vs. NYG
INDIVIDUAL WITH 40+ PASS ATTEMPTS.....	10/3/21 - Jalen Hurts (48-32-387-0-2TDs) vs. KC
INDIVIDUAL WITH 30+ PASS COMPLETIONS.....	10/3/21 - Jalen Hurts (48-32-387-0-2TDs) vs. KC
INDIVIDUAL WITH 25+ PASS COMPLETIONS.....	10/3/21 - Jalen Hurts (48-32-387-0-2TDs) vs. KC
INDIVIDUAL 300+ YARD PASSING GAME.....	10/3/21 - Jalen Hurts (48-32-387-0-2TDs) vs. KC
CONSECUTIVE 300+ YARD PASSING GAMES.....	9/27/21 - 10/3/21 - Jalen Hurts (39-25-326-2-2TDs) at Dal. & (48-32-387-0-2TDs) vs. KC
INDIVIDUAL WITH 4+ TOUCHDOWN PASSES.....	12/23/18 - Nick Foles (49-35-471-1-4TDs) vs. Hou.
INDIVIDUAL WITH 3+ TOUCHDOWN PASSES.....	9/12/21 - Jalen Hurts (35-27-264-0-3TDs) at Atl.
NO SACKS ALLOWED.....	10/31/21 - at Det. (16 attempts - Jalen Hurts, Gardner Minshew)

## RUSHING (EAGLES)

300+ NET YARDS RUSHING BY TEAM.....	9/3/00 - at Dal. (306)
200+ NET YARDS RUSHING BY TEAM.....	11/14/21 - at Den. (214)
INDIVIDUAL 200+ YARD RUSHING GAME.....	12/8/13- LeSean McCoy (29-217-2TDs) vs. Det.
INDIVIDUAL 150+ YARD RUSHING GAME.....	11/27/14 - LeSean McCoy (25-159-1TD) at Dal.
INDIVIDUAL 100+ YARD RUSHING GAME.....	12/13/20 - Miles Sanders (14-115-2TDs) & Jalen Hurts (18-106-0TD) vs. NO
TWO 100+ YARD RUSHERS IN SAME GAME.....	12/13/20 - Miles Sanders (14-115-2TDs) & Jalen Hurts (18-106-0TD) vs. NO
CONSECUTIVE 100+ YARD RUSHING GAMES.....	11/23/14-11/27/14 - L. McCoy (21-130-1TD) vs. Ten. & (25-159-1TD) at Dal.
COMBINED 200+ YARDS RUSHING BY TWO PLAYERS.....	12/13/20 - 221 by Miles Sanders (14-115-2TDs) & Jalen Hurts (18-106-0TD) vs. NO
INDIVIDUAL WITH 30+ CARRIES.....	9/9/13 - LeSean McCoy (31-184-1TD) at Was.
INDIVIDUAL WITH 25+ CARRIES.....	11/27/14 - LeSean McCoy (25-159-1TD) at Dal.
RUSHING PLAY OF 80+ YARDS.....	12/13/20 - 82t by Miles Sanders vs. NO
RUSHING PLAY OF 60+ YARDS.....	12/13/20 - 82t by Miles Sanders vs. NO
RUSHING PLAY OF 40+ YARDS.....	12/13/20 - 82t by Miles Sanders vs. NO
INDIVIDUAL WITH 3+ RUSHING TOUCHDOWNS.....	12/29/19 - Boston Scott (19-54-3TDs) at NYG
INDIVIDUAL WITH 2+ RUSHING TOUCHDOWNS.....	10/31/21 - Boston Scott (12-60-2TDs) and Jordan Howard (12-57-2TDs) at Det.

## RECEIVING (EAGLES)

INDIVIDUAL WITH 10+ RECEPTIONS.....	10/11/20 - Travis Fulgham (10-152-1TD) at Pit.
INDIVIDUAL WITH 150+ YARD RECEIVING GAME.....	10/11/20 - Travis Fulgham (10-152-1TD) at Pit.



INDIVIDUAL WITH 100+ YARD RECEIVING GAME.....	11/7/21 - DeVonta Smith (5-116-1TD) vs. LAC
TWO-OR-MORE 100+YARD RECEIVERS IN SAME GAME.....	12/23/18 - Nelson Agholor (5-116-1TD) & Zach Ertz (12-110-2TDs) vs. Hou.
CONSECUTIVE 100+ YARD RECEIVING GAMES.....	9/30/18-10/7/18 - Zach Ertz (10-112) at Ten. & (10-110-1TD) vs. Min.
INDIVIDUAL WITH 3+ TD RECEPTIONS.....	11/3/13 - Riley Cooper (5-139-3TDs) at Oak.
INDIVIDUAL WITH 2+ TD RECEPTIONS.....	11/14/21 - DeVonta Smith (4-66-2TDs) at Den.
PASS PLAY OF 80+ YARDS.....	9/19/21 - 91, Jalen Hurts to Quez Watkins vs. SF
PASS PLAY OF 60+ YARDS.....	9/19/21 - 91, Jalen Hurts to Quez Watkins vs. SF
PASS PLAY OF 40+ YARDS.....	10/10/21 - 53, Jalen Hurts to Quez Watkins at Car.

## NOTABLE OFFENSIVE COMBINATIONS (EAGLES)

LED TEAM IN RUSHING & RECEIVING YARDS IN SAME GAME.....	12/29/19 - Boston Scott (19-54-3TDs rush, 4-84 rec.) at NYG
100+ YARD RUSHER & 100+ YARD RECEIVER IN SAME GAME.....	11/27/14 - LeSean McCoy (25-159-1TD rush) & Jeremy Maclin (8-108 rec.) at Dal.
100+ YARD RUSHER, 100+ YARD RECEIVER & 300+ YARD PASSER IN SAME GAME.....	9/23/07 - Brian Westbrook (14-110-2TDs rush & 5-111-1TD rec.), Kevin Curtis (11-221-3TDs rec.) & Donovan McNabb (26-21-381-0-4TDs) vs. Det.
INDIVIDUAL WITH 1+ RUSHING TD & 1+ RECEIVING TD IN SAME GAME.....	12/15/19 - Miles Sanders (19-122-1TD rush, 6-50-1TD rec.) at Was.
INDIVIDUAL WITH 1+ PASSING TD & 1+ RUSHING TD IN SAME GAME.....	10/14/21 - Jalen Hurts (26-12-115-1-1TD passing, 10-44-2TDs rush) vs. TB
INDIVIDUAL WITH 1+ PASSING TD & 1+ RECEIVING TD IN SAME GAME.....	2/4/18 - Nick Foles (43-28-373-1-3TDs passes, 1-1-1TD receiving) at NE

## DEFENSE (EAGLES)

HELD OPPONENT UNDER 200 YARDS TOTAL OFFENSE.....	11/3/19 - vs. Chi. (164; 62 rushing, 102 passing)
HELD OPPONENT UNDER 300 YARDS TOTAL OFFENSE.....	10/31/21 - at Det. (228; 57 rushing, 171 passing)
HELD OPPONENT UNDER 50 YARDS RUSHING.....	9/27/20 - vs. Cin. (48)
HELD OPPONENT UNDER 75 YARDS RUSHING.....	10/31/21 - at Det. (57)
HELD OPPONENT UNDER 100 YARDS RUSHING.....	11/14/21 - at Den. (96)
HELD OPPONENT UNDER 100 NET YARDS PASSING.....	10/6/19 - vs. NYJ (61)
HELD OPPONENT UNDER 150 NET YARDS PASSING.....	9/12/21 - at Atl. (136)
INTERCEPTION RETURN FOR TOUCHDOWN.....	10/4/20 - A. Singleton, 30 yards (QB N. Mullens) at SF
INDIVIDUAL WITH 3+ INTERCEPTIONS.....	10/16/11 - K. Coleman (3) at Was. (QB R. Grossman)
INDIVIDUAL WITH 2+ INTERCEPTIONS.....	10/10/21 - D. Slay (2) at Car. (QB S. Darnold)
FUMBLE RECOVERED FOR TOUCHDOWN.....	11/14/21 - D. Slay fumble recovery at PHI 17 (forced by D. Taylor) at Den.
SAFETY SCORED.....	11/1/20 - C. Jones aborted snap. L. Ladouceur credited with fumble on high snap, ball out of bounds in end zone
7.0+ SACKS.....	9/27/20 - vs. Cin. (8)
6.0+ SACKS.....	10/31/21 - at Det. (6)
5.0+ SACKS.....	10/31/21 - at Det. (6)
INDIVIDUAL WITH 3.0+ SACKS.....	10/6/19 - B. Graham (3.0 sacks of L. Falk) vs. NYJ
INDIVIDUAL WITH 2.0+ SACKS.....	10/31/21 - J. Sweat (2.0 sacks of J. Goff) at Det.

## SPECIAL TEAMS (EAGLES)

KICKOFF RETURN FOR TOUCHDOWN.....	10/23/16 - Josh Huff, 98 yards vs. Min.
KICKOFF RETURN FOR TOUCHDOWN TO START GAME.....	11/23/14 - Josh Huff, 107 yards vs. Ten.
PUNT RETURN FOR TOUCHDOWN.....	12/6/20 - Jalen Reagor, 73 yards at GB
BLOCKED PUNT RECOVERED FOR TOUCHDOWN.....	12/6/15 - N. Goode returned R. Allen's blocked punt (blocked by C. Maragos) 24 yards at NE
BLOCKED PUNT.....	10/10/21 - T. Edwards blocked punt by J. Charlton at Car.
BLOCKED PAT.....	9/20/20 - M. Jackson, PAT attempt by S. Sloman vs. LAR
BLOCKED FIELD GOAL.....	11/14/21 - K. Wallace, 22-yd attempt by B. McManus at Den.
BLOCKED FIELD GOAL RETURNED FOR TOUCHDOWN.....	10/23/05 - Matt Ware, 65-yd. return after Quintin Mikell blocked a 40-yd. att. by Nate Kaeding vs. SD
INDIVIDUAL WITH 5+ FIELD GOALS.....	11/23/14 - Cody Parkey (5-6) vs. Ten.
INDIVIDUAL WITH 4+ FIELD GOALS.....	10/1/17 - Jake Elliott (4-4) at LAC
SUCCESSFUL ONSIDE KICK.....	9/17/17 - J. Elliott kick recovered by T. Burton at KC (4th Q)
FAILED ONSIDE KICK ATTEMPT.....	10/24/21 - J. Elliott kick recovered by F. Moreau at LV (4th Q)
TOUCHDOWN OFF FAKE FIELD GOAL ATTEMPT.....	12/24/89 - C. Carter 22-yard pass from R. Ruzek vs. Pho.
TOUCHDOWN OFF FAKE PUNT.....	9/29/02 - B. Dawkins 57 yard pass from B. Mitchell vs. Hou

# LAST TIME IT HAPPENED



## TEAM (OPPONENT)

WON IN OVERTIME.....	12/9/18 - at Dal., 23-29
WON BY SCORING IN LAST TWO MINUTES OF REGULATION.....	11/7/21 - vs. LAC, 24-27 (winning FG at 0:02)
TIED GAME BY SCORING IN LAST TWO MINUTES.....	11/8/15 - win at Dal., 33-27 OT (tied game at 0:02)
WON IN PRIMETIME.....	10/14/21 - vs. TB, 22-28
SHUTOUT.....	12/31/17 - vs. Dal., 0-6
WON BY 20+ POINTS.....	9/27/21 - at Dal., 21-41
WON AFTER TRAILING BY 20+ POINTS.....	10/2/11 - vs. SF, 23-24 (PHI ahead 23-3 in 3rd quarter)
HELD 28+ POINT LEAD.....	11/18/18 - loss at NO, 7-48
HELD 21+ POINT LEAD.....	10/24/21 - at LV, 22-33
HELD 17+ POINT LEAD.....	10/24/21 - at LV, 22-33
SCORED 20+ POINTS IN QUARTER.....	10/21/18 - loss vs. Car., 17-21 (21, 4th Q)
SCORED 20+ POINTS IN HALF.....	11/7/21 - loss vs. LAC, 24-27 (20, 2nd half)
HELD OPPONENT WITHOUT A TOUCHDOWN.....	1/5/20 - loss vs. Sea., 9-17
TOUCHDOWNS SCORED BY OFFENSE & DEFENSE.....	9/27/21 - loss at Dal., 21-41 (5 offense, 1 defense)
TOUCHDOWNS SCORED BY OFFENSE, DEFENSE & SPECIAL TEAMS.....	11/16/14 - loss at GB, 53-20 (4 off., 2 def., 1 ST)
NO TURNOVERS.....	11/7/21 - loss vs. LAC, 24-27
TOUCHDOWN SCORED ON FIRST DRIVE.....	10/14/21 - loss vs. TB, 22-28
SUCCESSFUL 2-POINT CONVERSION ATTEMPT.....	11/7/21 - J. Herbert to J. Cook pass vs. LAC
FAILED 2-POINT CONVERSION ATTEMPT.....	10/31/21 - J. Goff incomplete pass to T. Hockenson at Det.

## TOTAL OFFENSE (OPPONENT)

500+ TOTAL NET YARDS OF OFFENSE.....	12/27/20 - at Dal. (513; 151 rushing, 362 passing)
400+ TOTAL NET YARDS OF OFFENSE.....	11/7/21 - vs. LAC (445; 89 rushing, 356 passing)

## PASSING (OPPONENT)

400+ NET YARDS PASSING BY TEAM.....	12/20/20 - at Ari. (423)
300+ NET YARDS PASSING BY TEAM.....	11/7/21 - vs. LAC (356)
INDIVIDUAL WITH 50+ PASS ATTEMPTS.....	9/26/19 - Aaron Rodgers (53-34-422-1-2TDs) at GB
INDIVIDUAL WITH 40+ PASS ATTEMPTS.....	10/14/21 - Tom Brady (42-34-297-1-2TDs) vs. TB
INDIVIDUAL WITH 30+ PASS COMPLETIONS.....	11/7/21 - Justin Herbert (38-32-356-0-2TDs) vs. LAC
INDIVIDUAL WITH 25+ PASS COMPLETIONS.....	11/7/21 - Justin Herbert (38-32-356-0-2TDs) vs. LAC
INDIVIDUAL 300+ YARD PASSING GAME.....	11/7/21 - Justin Herbert (38-32-356-0-2TDs) vs. LAC
CONSECUTIVE 300+ YARD PASSING GAMES.....	12/20/20 - 12/27/20 - Kyle Murray (36-27-406-1-3TDs) at Ari. & Andy Dalton (30-22-377-1-3TDs) at Dal.
INDIVIDUAL WITH 4+ TOUCHDOWN PASSES.....	10/3/21 - Patrick Mahomes (30-24-278-1-5TDs) vs. KC
INDIVIDUAL WITH 3+ TOUCHDOWN PASSES.....	10/3/21 - Patrick Mahomes (30-24-278-1-5TDs) vs. KC
NO SACKS ALLOWED.....	11/7/21 - vs. LAC (38 attempts - Justin Herbert)

## RUSHING (OPPONENT)

300+ NET YARDS RUSHING BY TEAM.....	9/25/60 - vs. Cle. (329)
200+ NET YARDS RUSHING BY TEAM.....	10/3/21 - vs. KC (200)
INDIVIDUAL 200+ YARD RUSHING GAME.....	11/22/15 - Doug Martin (27-235-0TD) vs. TB
INDIVIDUAL 150+ YARD RUSHING GAME.....	11/11/18 - Ezekiel Elliott (19-151-1TD) vs. Dal.
INDIVIDUAL 100+ YARD RUSHING GAME.....	10/10/21 - Chuba Hubbard (24-101-0TD) at Car.
TWO 100+ YARD RUSHERS IN SAME GAME.....	10/30/05 - M. Anderson (21-126-1TD) and T. Bell (14-107-2TDs) at Den.
CONSECUTIVE 100+ YARD RUSHING GAMES.....	10/3/21-10/10/21 - C. Edwards-Helaire (14-102-0TD) vs. KC; C. Hubbard (24-101-0TD) at Car.
COMBINED 200+ YARDS RUSHING BY TWO PLAYERS.....	11/20/15 - 187 by D. Johnson (29-187-3TDs) & K. Williams (6-34-0TD) vs. Ari.
INDIVIDUAL WITH 30+ CARRIES.....	12/14/14 - DeMarco Murray (31-81-2TDs) vs. Dal.
INDIVIDUAL WITH 25+ CARRIES.....	12/9/18 - Ezekiel Elliott (28-113) at Dal.
RUSHING PLAY OF 80+ YARDS.....	10/22/20 - 80 by Daniel Jones vs. NYG
RUSHING PLAY OF 60+ YARDS.....	12/6/20 - 77t by Aaron Jones vs. GB
RUSHING PLAY OF 40+ YARDS.....	12/6/20 - 77t by Aaron Jones vs. GB
INDIVIDUAL WITH 3+ RUSHING TOUCHDOWNS.....	12/20/15 - David Johnson (29-187-3TDs) vs. Ari.
INDIVIDUAL WITH 2+ RUSHING TOUCHDOWNS.....	10/14/21 - Leonard Fournette (22-81-2TDs) vs. TB

## RECEIVING (OPPONENT)

INDIVIDUAL WITH 10+ RECEPTIONS.....	11/7/21 - Keenan Allen (12-104-0TD) vs. LAC
INDIVIDUAL WITH 150+ YARD RECEIVING GAME.....	10/3/21 - Tyreek Hill (11-186-3TDs) vs. KC

# LAST TIME IT HAPPENED



INDIVIDUAL WITH 100+ YARD RECEIVING GAME.....	11/7/21 - Keenan Allen (12-104-0TD) vs. LAC
TWO-OR-MORE 100+YARD RECEIVERS IN SAME GAME.....	12/27/20 - Amari Cooper (4-121-0TD) & Michael Gallup (6-121-2TDs) at Dal.
CONSECUTIVE 100+ YARD RECEIVING GAMES.....	12/20/20-12/27/20 - DeAndre Hopkins (9-169-1TD) at Ari., Amari Cooper (4-121-0TD) & Michael Gallup (6-121-2TDs) at Dal.
INDIVIDUAL WITH 3+ TD RECEPTIONS.....	10/3/21 - Tyreek Hill (11-186-3TDs) vs. KC
INDIVIDUAL WITH 2+ TD RECEPTIONS.....	10/3/21 - Tyreek Hill (11-186-3TDs) vs. KC
PASS PLAY OF 80+ YARDS.....	12/11/16 - 80t, Kirk Cousins to DeSean Jackson vs. Was.
PASS PLAY OF 60+ YARDS.....	11/14/21 - 64, Teddy Bridgewater to Albert Okwuegbunam at Den.
PASS PLAY OF 40+ YARDS.....	11/14/21 - 64, Teddy Bridgewater to Albert Okwuegbunam at Den.

## NOTABLE OFFENSIVE COMBINATIONS (OPPONENT)

LED TEAM IN RUSHING & RECEIVING YARDS IN SAME GAME.....	12/16/18 - Todd Gurley (12-48-2TDs rush, 10-76 rec.) at LAR
100+ YARD RUSHER & 100+ YARD RECEIVER IN SAME GAME.....	10/3/21 - Clyde Edwards-Helaire (14-102-0TD rush) & Tyreek Hill (11-186-3TDs rec.) vs. KC
100+ YARD RUSHER, 100+ YARD RECEIVER & 300+ YARD PASSER IN SAME GAME.....	12/27/20 - Ezekiel Elliott (19-105-0TD rush), Amari Cooper (4-121-0TD rec.), Michael Gallup (6-121-2TDs rec.) & Andy Dalton (30-22-377-1-3TDs) at Dal.
INDIVIDUAL WITH 1+ RUSHING TD & 1+ RECEIVING TD IN SAME GAME.....	12/27/20 - CeeDee Lamb (1-19-1TD rush, 3-65-1TD rec.) at Dal.
INDIVIDUAL WITH 1+ PASSING TD & 1+ RUSHING TD IN SAME GAME.....	11/7/21 - Justin Herbert (38-32-356-0-2TDs passing, 5-14-1TD rush) vs. LAC
INDIVIDUAL WITH 1+ PASSING TD & 1+ RECEIVING TD IN SAME GAME.....	11/20/16 - Russell Wilson (31-18-272-0-1TD pass, 1-15-1TD receiving) at Sea.

## DEFENSE (OPPONENT)

HELD OPPONENT UNDER 200 YARDS TOTAL OFFENSE.....	12/7/14 - vs. Sea. (139; 57 rushing, 82 passing)
HELD OPPONENT UNDER 300 YARDS TOTAL OFFENSE.....	10/14/21 - vs. TB (213; 100 rushing, 113 passing)
HELD OPPONENT UNDER 50 YARDS RUSHING.....	9/15/19 - at Atl. (49)
HELD OPPONENT UNDER 75 YARDS RUSHING.....	9/27/21 - at Dal. (64)
HELD OPPONENT UNDER 100 YARDS RUSHING.....	10/10/21 - at Car. (91)
HELD OPPONENT UNDER 100 NET YARDS PASSING.....	1/3/21 - vs. Was. (98)
HELD OPPONENT UNDER 150 NET YARDS PASSING.....	10/31/21 - at Det. (114)
INTERCEPTION RETURN FOR TOUCHDOWN.....	9/27/21 - T. Diggs, 59 yards (QB J. Hurts) at Dal.
INDIVIDUAL WITH 3+ INTERCEPTIONS.....	12/2/07 - L. Tatupe (3) vs. Sea. (QB A.J. Feeley)
INDIVIDUAL WITH 2+ INTERCEPTIONS.....	11/1/20 - T. Diggs (2) vs. Dal. (QB C. Wentz)
FUMBLE RECOVERED FOR TOUCHDOWN.....	10/7/18 - L. Joseph 64-yard return of C.Wentz fumble (forced by S. Weatherly) vs. Min.
SAFETY SCORED.....	10/10/21 - J. Hurts fumbles out of bounds in end zone at Car.
7.0+ SACKS.....	12/6/20 - at GB (7)
6.0+ SACKS.....	12/20/20 - at Ari. (6)
5.0+ SACKS.....	12/20/20 - at Ari. (6)
INDIVIDUAL WITH 3.0+ SACKS.....	11/22/20 - O. Vernon (3.0 sacks of C. Wentz) at Cle.
INDIVIDUAL WITH 2.0+ SACKS.....	10/24/21 - Y. Ngakoue (2.0 sacks of J. Hurts) at LV

## SPECIAL TEAMS (OPPONENT)

KICKOFF RETURN FOR TOUCHDOWN.....	9/22/19 - Jamal Agnew, 100 yards vs. Det.
KICKOFF RETURN FOR TOUCHDOWN TO START GAME.....	10/12/03 - Randal Williams, 37 yards at Dal.
PUNT RETURN FOR TOUCHDOWN.....	9/19/16 - Eddie Royal, 65 yards at Chi.
BLOCKED PUNT RECOVERED FOR TOUCHDOWN.....	12/10/17 - B. Countess returned D. Jones' blocked punt (blocked by M. Thomas) 16 yards at LAR
BLOCKED PUNT.....	12/20/20 - C. Johnston's punt is blocked by E. Turner at Ari.
BLOCKED PAT.....	12/13/09 - F. Robbins, PAT attempt by D. Akers vs. NYG
BLOCKED FIELD GOAL.....	9/19/21 - J. Kinlaw, 47-yd attempt by J. Elliott vs. SF
BLOCKED FIELD GOAL RETURNED FOR TOUCHDOWN.....	12/7/08 - Kevin Dockery, 71-yd. return after Justin Tuck blocked a 32-yd. att. by D.Akers at NYG
INDIVIDUAL WITH 5+ FIELD GOALS.....	10/27/13 - Josh Brown (5-5) vs. NYG
INDIVIDUAL WITH 4+ FIELD GOALS.....	10/28/18 - Josh Lambo (4-4) at Jax
SUCCESSFUL ONSIDE KICK.....	12/6/15 - S. Gostkowski kick recovered by R. Melvin at NE (4th Q)
FAILED ONSIDE KICK ATTEMPT.....	12/13/20 - W. Lutz kick recovered by J. Mills vs. NO (4th Q)
TOUCHDOWN OFF FAKE FIELD GOAL ATTEMPT.....	12/20/1998 - Holder E. Bjornson 7-yard run at Dal.
TOUCHDOWN OFF FAKE PUNT.....	N/A



# NFL STATISTICS



**FRONT OFFICE & COACHING STAFF**

**PLAYER BIOS**

**ROSTER BREAKDOWN**

**2021 EAGLES STATISTICS**

**RECORD BOOK**

**NFL STATISTICS**

**OFF THE FIELD**



**WEEK 10 / THROUGH MONDAY, NOVEMBER 15, 2021**

<b>OFFENSE</b>	<b>N.E.</b>	<b>Atl.</b>	<b>Balt.</b>	<b>Chi.</b>	<b>Det.</b>	<b>Clev.</b>	<b>G.B.</b>	<b>Minn.</b>
GAMES (Won-Lost)	6-4	4-5	6-3	3-6	0-8-1	5-5	8-2	4-5
FIRST DOWNS	215	175	222	165	183	206	210	188
Rushing	73	35	90	70	56	84	64	60
Passing	119	117	119	77	108	109	124	110
Penalty	23	23	13	18	19	13	22	18
YDS GAINED (tot)	3562	2918	3727	2526	2875	3638	3394	3462
Avg per Game	356.2	324.2	414.1	280.7	319.4	363.8	339.4	384.7
RUSHING (net)	1145	746	1387	1229	974	1541	1093	1102
Avg per Game	114.5	82.9	154.1	136.6	108.2	154.1	109.3	122.4
Rushes	280	214	282	266	222	293	263	251
Yards per Rush	4.1	3.5	4.9	4.6	4.4	5.3	4.2	4.4
PASSING (net)	2417	2172	2340	1297	1901	2097	2301	2360
Avg per Game	241.7	241.3	260.0	144.1	211.2	209.7	230.1	262.2
Passes Att.	333	331	320	237	335	294	336	341
Completed	232	219	204	148	221	191	220	232
Pct Completed	69.7	66.2	63.8	62.4	66.0	65.0	65.5	68.0
Yards Gained	2567	2288	2486	1552	2126	2276	2444	2445
Sacked	19	16	28	33	27	30	20	12
Yards Lost	150	116	146	255	225	179	143	85
Had intercepted	7	9	8	9	6	4	5	2
Yards Opp Ret	155	63	99	101	88	84	128	0
Opp TDs on Int	2	2	1	0	1	0	0	0
PUNTS	31	39	39	35	38	31	31	43
Avg Yards	45.4	43.9	44.6	46.7	49.3	44.9	48.5	45.9
PUNT RETURNS	19	17	18	10	14	26	17	16
Avg Return	13.4	7.1	16.3	7.5	12.2	8.4	6.2	8.0
Returned for TD	0	0	0	0	0	0	0	0
KICKOFF RETURNS	15	21	11	29	24	22	15	14
Avg Return	23.1	20.0	24.6	24.6	23.6	20.5	19.3	27.8
Returned for TD	0	0	0	0	0	0	0	1
PENALTIES	58	51	52	58	61	70	43	69
Yards Penalized	525	439	466	511	502	644	414	668
FUMBLES BY	12	12	12	14	9	13	11	11
Fumbles Lost	7	4	4	4	5	5	4	4
Opp Fumbles	8	11	7	7	9	14	13	6
Opp Fum Lost	3	5	2	5	5	3	5	4
POSS. TIME (avg)	30:39	28:35	33:13	29:41	29:06	31:29	32:06	29:52
TOUCHDOWNS	30	19	26	16	16	27	25	24
Rushing	13	4	11	9	8	16	7	4
Passing	15	15	14	5	8	10	18	18
Returns	2	0	1	2	0	1	0	2
EXTRA-PT KICKS	25/28	17/17	20/20	15/16	10/11	24/24	24/25	20/21
2-PT CONVERSIONS	2/2	1/2	2/5	0/0	4/5	3/3	0/0	0/2
FIELD GOALS/FGA	22/24	15/16	17/19	13/14	12/15	13/15	14/21	19/23
POINTS SCORED	275	178	231	150	150	231	216	221

<b>DEFENSE</b>	<b>N.E.</b>	<b>Atl.</b>	<b>Balt.</b>	<b>Chi.</b>	<b>Det.</b>	<b>Clev.</b>	<b>G.B.</b>	<b>Minn.</b>
POINTS ALLOWED	177	263	217	224	260	241	180	211
OPP FIRST DOWNS	186	205	177	188	190	202	199	203
Rushing	58	72	46	66	70	58	71	67
Passing	116	119	117	101	102	120	113	115
Penalty	12	14	14	21	18	24	15	21
OPP YARDS GAINED	3280	3315	3344	3140	3418	3239	3099	3322
Avg per Game	328.0	368.3	371.6	348.9	379.8	323.9	309.9	369.1
OPP RUSHING (net)	1079	1099	794	1105	1221	947	1072	1175
Avg per Game	107.9	122.1	88.2	122.8	135.7	94.7	107.2	130.6
Rushes	257	263	191	252	280	250	235	248
Yards per Rush	4.2	4.2	4.2	4.4	4.4	3.8	4.6	4.7
OPP PASSING (net)	2201	2216	2550	2035	2197	2292	2027	2147
Avg per Game	220.1	246.2	283.3	226.1	244.1	229.2	202.7	238.6
Passes Att.	347	314	331	280	272	332	349	320
Completed	206	217	205	181	181	213	221	197
Pct Completed	59.4	69.1	61.9	64.6	66.5	64.2	63.3	61.6
Sacked	24	11	19	25	14	29	24	29
Yards Lost	167	91	137	192	116	194	183	198
INTERCEPTED BY	14	3	5	4	5	5	11	8
Yards Returned	231	67	0	62	27	130	45	134
Returned for TD	2	0	0	1	0	1	0	1
OPP PUNT RETURNS	10	14	15	21	17	15	13	23
Avg return	8.2	10.4	7.7	12.9	9.5	7.3	6.9	6.8
OPP KICKOFF RET	32	19	18	14	19	27	27	9
Avg return	21.7	26.7	22.3	20.9	18.9	20.0	27.3	19.7
OPP TOUCHDOWNS	20	33	27	25	28	31	23	22
Rushing	5	10	10	9	10	10	8	8
Passing	13	19	14	16	16	21	15	13
Returns	2	4	3	0	2	0	0	1

**WEEK 10 / THROUGH MONDAY, NOVEMBER 15, 2021**

<b>OFFENSE</b>	<b>Hou.</b>	<b>Tenn.</b>	<b>Ind.</b>	<b>Buff.</b>	<b>Miami</b>	<b>NY-J</b>	<b>N.O.</b>	<b>Phil.</b>
GAMES (Won-Lost)	1-8	8-2	5-5	6-3	3-7	2-7	5-4	4-6
FIRST DOWNS	132	218	212	213	186	180	181	206
Rushing	31	77	80	65	43	40	63	94
Passing	89	117	110	132	127	121	99	98
Penalty	12	24	22	16	16	19	19	14
YDS GAINED (tot)	2521	3475	3634	3610	3027	2997	2890	3501
Avg per Game	280.1	347.5	363.4	401.1	302.7	333.0	321.1	350.1
RUSHING (net)	682	1316	1363	1097	736	687	1070	1443
Avg per Game	75.8	131.6	136.3	121.9	73.6	76.3	118.9	144.3
Rushes	204	315	269	240	214	191	265	289
Yards per Rush	3.3	4.2	5.1	4.6	3.4	3.6	4.0	5.0
PASSING (net)	1839	2159	2271	2513	2291	2310	1820	2058
Avg per Game	204.3	215.9	227.1	279.2	229.1	256.7	202.2	205.8
Passes Att.	298	319	339	350	395	361	273	299
Completed	195	212	214	232	252	224	162	186
Pct Completed	65.4	66.5	63.1	66.3	63.8	62.0	59.3	62.2
Yards Gained	2013	2369	2403	2611	2481	2502	1932	2170
Sacked	26	29	18	14	27	25	17	16
Yards Lost	174	210	132	98	190	192	112	112
Had intercepted	11	8	4	6	9	18	4	5
Yards Opp Ret	79	100	18	81	113	264	53	76
Opp TDs on Int	0	0	1	0	0	0	0	1
PUNTS	48	33	40	26	47	33	38	35
Avg Yards	46.8	44.1	45.9	42.5	44.2	48.2	47.7	46.3
PUNT RETURNS	14	14	13	17	19	6	12	15
Avg Return	6.2	11.5	7.5	8.7	6.7	12.8	12.0	5.3
Returned for TD	0	0	0	0	0	0	0	0
KICKOFF RETURNS	23	22	22	17	10	25	24	15
Avg Return	22.5	18.1	22.1	24.9	18.5	24.9	24.4	18.7
Returned for TD	0	0	0	0	0	0	0	0
PENALTIES	65	67	48	68	67	64	58	70
Yards Penalized	552	619	437	605	515	507	485	548
FUMBLES BY	13	7	12	15	17	9	6	13
Fumbles Lost	6	4	6	4	9	4	4	3
Opp Fumbles	14	13	16	14	15	12	8	11
Opp Fum Lost	5	5	11	9	8	5	2	3
POSS. TIME (avg)	27:50	32:11	30:53	31:39	28:21	28:52	30:29	27:55
TOUCHDOWNS	14	32	31	32	20	19	29	30
Rushing	4	16	12	12	6	6	8	14
Passing	10	13	17	19	12	13	19	13
Returns	0	3	2	1	2	0	2	3
EXTRA-PT KICKS	10/13	28/30	26/27	29/29	17/17	11/12	21/26	25/25
2-PT CONVERSIONS	1/1	2/2	1/4	1/3	2/3	3/7	0/3	5/5
FIELD GOALS/FGA	10/13	18/21	18/21	19/20	12/16	10/13	9/12	14/16
POINTS SCORED	128	278	268	280	177	161	222	257

<b>DEFENSE</b>	<b>Hou.</b>	<b>Tenn.</b>	<b>Ind.</b>	<b>Buff.</b>	<b>Miami</b>	<b>NY-J</b>	<b>N.O.</b>	<b>Phil.</b>
POINTS ALLOWED	258	232	230	135	252	296	178	231
OPP FIRST DOWNS	204	216	201	147	229	220	170	227
Rushing	71	58	58	38	63	68	39	76
Passing	117	132	132	84	144	131	108	126
Penalty	16	26	11	25	22	21	23	25
OPP YARDS GAINED	3473	3665	3636	2467	3831	3754	3040	3506
Avg per Game	385.9	366.5	363.6	274.1	383.1	417.1	337.8	350.6
OPP RUSHING (net)	1232	986	1137	755	1093	1205	656	1173
Avg per Game	136.9	98.6	113.7	83.9	109.3	133.9	72.9	117.3
Rushes	272	223	263	201	258	256	214	290
Yards per Rush	4.5	4.4	4.3	3.8	4.2	4.7	3.1	4.0
OPP PASSING (net)	2241	2679	2499	1712	2738	2549	2384	2333
Avg per Game	249.0	267.9	249.9	190.2	273.8	283.2	264.9	233.3
Passes Att.	292	400	344	318	402	319	325	342
Completed	193	251	230	184	258	221	206	253
Pct Completed	66.1	62.8	66.9	57.9	64.2	69.3	63.4	74.0
Sacked	19	27	22	19	21	20	20	18
Yards Lost	133	192	134	99	170	145	140	137
INTERCEPTED BY	9	9	10	15	7	2	11	6
Yards Returned	111	87	100	186	86	14	260	37
Returned for TD	0	2	0	1	1	0	2	0
OPP PUNT RETURNS	22	10	20	10	15	15	16	16
Avg return	6.6	10.0	7.4	4.6	7.6	12.3	9.3	10.0
OPP KICKOFF RET	12	28	27	23	14	13	15	18
Avg return	21.8	20.2	21.9	20.3	19.5	19.6	18.7	24.5
OPP TOUCHDOWNS	31	27	28	14	27	34	19	28
Rushing	15	9	4	7	9	19	6	11
Passing	16	18	23	6	18	15	13	16
Returns	0	0	1	1	0	0	0	1

**WEEK 10 / THROUGH MONDAY, NOVEMBER 15, 2021**

<b>OFFENSE</b>	<b>S.F.</b>	<b>Jax</b>	<b>Wash.</b>	<b>Car.</b>	<b>Cin.</b>	<b>L.V.</b>	<b>Ariz.</b>	<b>Sea.</b>
GAMES (Won-Lost)	4-5	2-7	3-6	5-5	5-4	5-4	8-2	3-6
FIRST DOWNS	188	169	189	204	167	183	216	156
Rushing	62	55	65	75	43	47	77	52
Passing	107	94	104	110	110	120	120	87
Penalty	19	20	20	19	14	16	19	17
YDS GAINED (tot)	3260	2994	3109	3209	3253	3455	3755	2720
Avg per Game	362.2	332.7	345.4	320.9	361.4	383.9	375.5	302.2
RUSHING (net)	1061	1071	1039	1160	874	765	1258	898
Avg per Game	117.9	119.0	115.4	116.0	97.1	85.0	125.8	99.8
Rushes	249	211	241	294	225	207	304	212
Yards per Rush	4.3	5.1	4.3	3.9	3.9	3.7	4.1	4.2
PASSING (net)	2199	1923	2070	2049	2379	2690	2497	1822
Avg per Game	244.3	213.7	230.0	204.9	264.3	298.9	249.7	202.4
Passes Att.	280	333	312	354	290	347	312	260
Completed	179	194	204	210	198	235	226	175
Pct Completed	63.9	58.3	65.4	59.3	68.3	67.7	72.4	67.3
Yards Gained	2290	2016	2197	2194	2556	2826	2701	2059
Sacked	17	16	20	25	25	20	24	29
Yards Lost	91	93	127	145	177	136	204	237
Had intercepted	6	9	9	12	11	8	8	4
Yards Opp Ret	63	92	66	174	239	140	136	3
Opp TDs on Int	0	1	0	1	2	2	1	0
PUNTS	30	42	24	47	36	36	35	49
Avg Yards	45.2	46.1	49.9	40.3	46.4	52.1	50.8	46.9
PUNT RETURNS	19	11	6	20	19	14	19	11
Avg Return	9.2	6.7	10.0	8.3	8.2	7.6	8.3	8.9
Returned for TD	0	0	0	0	0	0	0	0
KICKOFF RETURNS	21	21	23	12	18	19	15	20
Avg Return	21.3	23.2	25.4	20.3	20.8	20.2	20.9	23.2
Returned for TD	0	1	1	0	0	0	0	1
PENALTIES	57	63	50	74	39	68	65	51
Yards Penalized	628	515	453	591	338	598	582	412
FUMBLES BY	12	11	13	11	8	11	18	7
Fumbles Lost	8	6	5	5	2	2	3	2
Opp Fumbles	17	5	9	17	8	15	18	9
Opp Fum Lost	3	1	5	4	2	7	11	5
POSS. TIME (avg)	29:36	27:22	30:15	32:27	29:44	29:26	31:10	25:15
TOUCHDOWNS	26	19	20	20	29	23	35	23
Rushing	11	9	7	11	8	8	16	7
Passing	13	8	12	8	21	15	18	15
Returns	2	2	1	1	0	0	1	1
EXTRA-PT KICKS	20/23	12/16	14/16	16/18	27/27	19/21	35/35	22/23
2-PT CONVERSIONS	2/3	1/3	0/4	2/2	1/2	0/1	0/0	0/0
FIELD GOALS/FGA	12/15	7/13	17/22	21/23	11/14	17/20	14/17	7/11
POINTS SCORED	216	149	185	205	236	210	287	181

<b>DEFENSE</b>	<b>S.F.</b>	<b>Jax</b>	<b>Wash.</b>	<b>Car.</b>	<b>Cin.</b>	<b>L.V.</b>	<b>Ariz.</b>	<b>Sea.</b>
POINTS ALLOWED	212	232	246	193	203	230	189	186
OPP FIRST DOWNS	181	183	198	167	184	195	196	216
Rushing	64	55	52	58	52	61	70	66
Passing	94	115	132	90	117	117	108	132
Penalty	23	13	14	19	15	17	18	18
OPP YARDS GAINED	2983	3298	3388	2807	3251	3241	3230	3605
Avg per Game	331.4	366.4	376.4	280.7	361.2	360.1	323.0	400.6
OPP RUSHING (net)	1105	954	874	1070	908	1162	1166	1127
Avg per Game	122.8	106.0	97.1	107.0	100.9	129.1	116.6	125.2
Rushes	251	245	218	253	215	257	245	274
Yards per Rush	4.4	3.9	4.0	4.2	4.2	4.5	4.8	4.1
OPP PASSING (net)	1878	2344	2514	1737	2343	2079	2064	2478
Avg per Game	208.7	260.4	279.3	173.7	260.3	231.0	206.4	275.3
Passes Att.	290	308	337	302	349	333	345	360
Completed	197	221	227	192	235	220	225	233
Pct Completed	67.9	71.8	67.4	63.6	67.3	66.1	65.2	64.7
Sacked	20	16	19	27	23	21	25	15
Yards Lost	151	129	97	206	139	109	149	111
INTERCEPTED BY	4	4	6	8	7	4	8	4
Yards Returned	106	53	47	103	142	59	93	14
Returned for TD	2	0	0	0	0	0	1	0
OPP PUNT RETURNS	8	12	16	19	12	18	21	22
Avg return	6.1	9.4	9.8	7.3	9.8	13.9	9.0	7.2
OPP KICKOFF RET	23	15	11	18	14	21	11	28
Avg return	20.9	26.3	23.0	27.3	21.4	19.3	21.3	18.7
OPP TOUCHDOWNS	25	26	29	22	23	27	22	20
Rushing	12	11	7	8	9	8	6	8
Passing	13	11	22	13	12	17	14	12
Returns	0	4	0	1	2	2	2	0

**WEEK 10 / THROUGH MONDAY, NOVEMBER 15, 2021**

<b>OFFENSE</b>	<b>Dal.</b>	<b>K.C.</b>	<b>Pitt.</b>	<b>LA-C</b>	<b>NY-G</b>	<b>T.B.</b>	<b>Denv.</b>	<b>LA-R</b>
GAMES (Won-Lost)	7-2	6-4	5-3-1	5-4	3-6	6-3	5-5	7-3
FIRST DOWNS	223	259	175	203	178	212	198	217
Rushing	65	68	47	56	46	50	62	55
Passing	138	170	109	129	109	149	118	148
Penalty	20	21	19	18	23	13	18	14
YDS GAINED (tot)	3905	4056	2980	3332	3013	3658	3421	3872
Avg per Game	433.9	405.6	331.1	370.2	334.8	406.4	342.1	387.2
RUSHING (net)	1256	1105	852	902	863	818	1115	979
Avg per Game	139.6	110.5	94.7	100.2	95.9	90.9	111.5	97.9
Rushes	271	244	226	205	220	192	247	243
Yards per Rush	4.6	4.5	3.8	4.4	3.9	4.3	4.5	4.0
PASSING (net)	2649	2951	2128	2430	2150	2840	2306	2893
Avg per Game	294.3	295.1	236.4	270.0	238.9	315.6	230.6	289.3
Passes Att.	332	429	350	354	321	384	342	367
Completed	231	283	226	231	208	259	234	247
Pct Completed	69.6	66.0	64.6	65.3	64.8	67.4	68.4	67.3
Yards Gained	2744	3038	2228	2545	2290	2926	2502	3021
Sacked	14	17	18	16	20	12	30	15
Yards Lost	95	87	100	115	140	86	196	128
Had intercepted	6	10	5	7	7	7	6	9
Yards Opp Ret	94	41	40	38	111	157	41	80
Opp TDs on Int	0	1	0	1	1	1	0	2
PUNTS	26	23	40	30	34	30	41	29
Avg Yards	48.5	47.7	44.4	47.4	45.9	42.7	45.2	43.1
PUNT RETURNS	13	10	22	11	16	15	17	12
Avg Return	5.1	13.2	8.8	7.4	7.3	8.6	10.4	5.8
Returned for TD	0	0	0	0	0	0	0	0
KICKOFF RETURNS	11	19	19	23	20	15	13	21
Avg Return	27.2	22.5	23.2	18.6	21.4	21.7	17.1	17.9
Returned for TD	0	0	0	0	0	0	0	0
PENALTIES	71	66	58	59	58	65	53	48
Yards Penalized	605	533	433	554	465	623	463	431
FUMBLES BY	14	17	11	5	13	9	6	6
Fumbles Lost	6	10	6	2	4	5	5	2
Opp Fumbles	6	13	12	14	9	11	9	8
Opp Fum Lost	3	4	5	5	5	5	3	2
POSS. TIME (avg)	31:21	30:52	30:50	28:31	28:48	30:10	31:34	28:47
TOUCHDOWNS	35	32	18	27	17	36	21	31
Rushing	9	6	6	8	7	7	7	7
Passing	22	25	11	19	9	27	14	24
Returns	4	1	1	0	1	2	0	0
EXTRA-PT KICKS	26/28	31/31	15/16	16/22	12/12	33/35	18/19	29/30
2-PT CONVERSIONS	3/6	0/1	0/2	4/5	3/3	0/1	1/2	1/1
FIELD GOALS/FGA	14/18	13/15	18/19	11/12	19/21	10/14	18/21	18/19
POINTS SCORED	284	262	177	219	179	279	200	271

<b>DEFENSE</b>	<b>Dal.</b>	<b>K.C.</b>	<b>Pitt.</b>	<b>LA-C</b>	<b>NY-G</b>	<b>T.B.</b>	<b>Denv.</b>	<b>LA-R</b>
POINTS ALLOWED	195	241	185	228	216	212	183	227
OPP FIRST DOWNS	172	217	170	203	200	190	177	216
Rushing	46	73	60	85	61	44	54	70
Passing	106	125	99	99	122	122	112	131
Penalty	20	19	11	19	17	24	11	15
OPP YARDS GAINED	3186	3732	3140	3250	3352	3006	3282	3469
Avg per Game	354.0	373.2	348.9	361.1	372.4	334.0	328.2	346.9
OPP RUSHING (net)	911	1146	1107	1396	1103	718	1099	1052
Avg per Game	101.2	114.6	123.0	155.1	122.6	79.8	109.9	105.2
Rushes	210	249	240	290	246	193	250	260
Yards per Rush	4.3	4.6	4.6	4.8	4.5	3.7	4.4	4.0
OPP PASSING (net)	2275	2586	2033	1854	2249	2288	2183	2417
Avg per Game	252.8	258.6	225.9	206.0	249.9	254.2	218.3	241.7
Passes Att.	320	335	297	274	340	354	328	369
Completed	202	225	190	181	231	246	190	252
Pct Completed	63.1	67.2	64.0	66.1	67.9	69.5	57.9	68.3
Sacked	18	14	26	17	19	22	23	29
Yards Lost	156	106	166	119	120	123	151	216
INTERCEPTED BY	14	8	3	6	9	10	8	12
Yards Returned	257	64	15	63	84	123	130	87
Returned for TD	3	1	0	0	1	2	0	0
OPP PUNT RETURNS	13	9	16	20	13	12	14	5
Avg return	5.7	4.7	9.6	13.4	9.9	7.2	7.6	6.4
OPP KICKOFF RET	9	22	27	24	20	10	10	21
Avg return	24.1	16.6	24.8	22.2	18.2	22.7	35.7	25.5
OPP TOUCHDOWNS	22	30	19	25	24	24	21	26
Rushing	7	10	6	12	7	6	6	11
Passing	14	18	12	12	16	17	13	12
Returns	1	2	1	1	1	1	2	3



**WEEK 10 / THROUGH MONDAY, NOVEMBER 15, 2021**

<b>OFFENSE</b>	<b>NFL/Avg</b>
GAMES (Won-Lost)	---
FIRST DOWNS	194.7
Rushing	60.9
Passing	115.6
Penalty	18.2
YDS GAINED (tot)	3304.7
Avg per Game	352.5
RUSHING (net)	1050.8
Avg per Game	112.1
Rushes	245.3
Yards per Rush	4.3
PASSING (net)	2253.8
Avg per Game	240.4
Passes Att.	329.0
Completed	215.1
Pct Completed	65.4
Yards Gained	2399.9
Sacked	21.1
Yards Lost	146.1
Had intercepted	7.5
Yards Opp Ret	94.3
Opp TDs on Int	0.7
PUNTS	35.6
Avg Yards	46.1
PUNT RETURNS	15.1
Avg Return	8.8
Returned for TD	0.0
KICKOFF RETURNS	18.7
Avg Return	22.0
Returned for TD	0.1
PENALTIES	59.8
Yards Penalized	520.7
FUMBLES BY	11.2
Fumbles Lost	4.7
Opp Fumbles	11.2
Opp Fum Lost	4.7
POSS. TIME (avg)	30:00
TOUCHDOWNS	25.1
Rushing	8.9
Passing	15.0
Returns	1.2
EXTRA POINTS(tot)	94%
Kicks Made/2Pt	54%
FIELD GOALS/FGA	14/17
POINTS SCORED	217.6

<b>DEFENSE</b>	<b>NFL/Avg</b>
POINTS ALLOWED	217.6
OPP FIRST DOWNS	194.7
Rushing	60.9
Passing	115.6
Penalty	18.2
OPP YARDS GAINED	3304.7
Avg per Game	352.5
OPP RUSHING(net)	1050.8
Avg per Game	112.1
Rushes	245.3
Yards per Rush	4.3
OPP PASSING(net)	2253.8
Avg per Game	240.4
Passes Att.	329.0
Completed	215.1
Pct Completed	65.4
Sacked	21.1
Yards Lost	146.1
INTERCEPTED BY	7.5
Yards Returned	94.3
Returned for TD	0.7
OPP PUNT RETURNS	15.1
Avg return	8.8
OPP KICKOFF RET	18.7
Avg return	22.0
OPP TOUCHDOWNS	25.1
Rushing	8.9
Passing	15.0
Returns	1.2

**WEEK 10 / THROUGH MONDAY, NOVEMBER 15, 2021****TEAM RANKINGS****American Football Conference****Offense****Defense**

	Total	Rush	Pass	Total	Rush	Pass
Balt.	1	*1	6	12	2	16
Buff.	3	5	3	*1	1	1
Cin.	8	11	5	8	5	11
Cleve.	6	2	15	2	3	6
Denver	11	8	10	4	9	3
Hou.	16	15	16	15	15	8
Ind.	7	3	12	9	10	9
Jax	13	6	14	10	6	12
K.C.	2	9	2	13	11	10
L.V.	4	13	1	6	13	7
L.A.-C	5	10	4	7	16	2
Miami	15	16	11	14	8	14
N.E.	9	7	8	3	7	4
Jets	12	14	7	16	14	15
Pitt.	14	12	9	5	12	5
Tenn.	10	4	13	11	4	13

**National Football Conference****Offense****Defense**

	Total	Rush	Pass	Total	Rush	Pass
Ariz.	5	4	5	3	8	3
Atl.	11	16	7	11	10	10
Car.	13	8	13	1	6	*1
Chi.	16	3	16	8	12T	5
Dallas	*1	2	2	10	4	12
Det.	14	11	11	15	16	9
G.B.	9	10	9	2	7	2
Rams	3	13	3	7	5	8
Minn.	4	5	4	12	15	7
N.O.	12	6	15	6	*1	14
Giants	10	14	8	13	11	11
Phil.	7	1	12	9	9	6
S.F.	6	7	6	4	12T	4
Sea.	15	12	14	16	14	15
T.B.	2	15	*1	5	2	13
Wash.	8	9	10	14	3	16

**National Football League****Offense****Defense**

	Total	Rush	Pass	Total	Rush	Pass
Ariz.	9	8	12	4	19	5
Atl.	25	29	15	22	21	17
Balt.	2	*1	10	24	4	32
Buff.	5	10	6	*1	3	2
Car.	27	14	28	2	12	*1
Chi.	31	5	32	12T	23T	10
Cin.	14	24	8	18	8	24
Cleve.	11	2	26	5	5	11
Dallas	*1	4	4	15	9	21
Denver	19	17	18	7	16	7
Det.	28	20	25	28	30	16
G.B.	20	19	19	3	13	3
Hou.	32	31	29	30	31	18
Ind.	12	6	22	19	17	20
Jax	23	11	24	20	11	25
K.C.	4	18	3	26	18	23
L.V.	8	28	2	16	27	12
L.A.-C	10	21	7	17	32	4
Rams	6	23	5	11	10	15
Miami	29	32	21	29	15	28
Minn.	7	9	9	23	28	14
N.E.	15	16	14	6	14	8
N.O.	26	12	31	10	*1	26
Giants	21	25	16	25	22	19
Jets	22	30	11	32	29	31
Phil.	16	3	27	14	20	13
Pitt.	24	26	17	12T	25	9
S.F.	13	13	13	8	23T	6
Sea.	30	22	30	31	26	29
T.B.	3	27	*1	9	2	22
Tenn.	17	7	23	21	7	27
Wash.	18	15	20	27	6	30

**T = Tied for position****\* = League Leader**

**WEEK 10 / THROUGH MONDAY, NOVEMBER 15, 2021****NFL / TEAM/OFFENSE RANK**

Tm	(A)	(B)	(C)	(D)	(E)	(F)	(G)	(H)	(I)	(J)	(K)	(L)	(M)	(N)	(O)	(P)	(Q)
BAL	2	8	1	5	10	10	22	27	3	29	7t	1	6	24	20	12	10
BUF	5	6	10	8	6	8	9	4	4	2	30	13	4	31	31	2	1
CIN	14	4	24	26	8	3	30	25	29	20	14t	18	21	14	17	9	22
CLE	11	9	2	1	26	15	3	30	16t	22	25	15	22	23	19	18	12t
DEN	19	17	17	10	18	24	10	28	23	27	3t	8	32	22	15	23	14t
HOU	32	29	31	32	29	27	29	26	32	17t	13	29	14	12	6	32	25t
IND	12	12	6	3	22	17	2	11	11	17t	9	22	16	18	14	8	14t
JAC	23	22	11	2	24	28	25	8	27	32	10	27	11	16	7	31	32
KC	4	10	18	9	3	12	20	3	1	1	7t	3	15	9	1	10	12t
LV	8	5	28	28	2	6	19	14	19t	23	21t	20	24	1	8	17	17
LAC	10	14	21	11	7	13	14	7	6	7	6	23	28	10	29	15	6t
MIA	29	31	32	31	21	29	18	20	28	13	14t	26	29	26	25	28	27t
NE	15	16	16	21	14	9	15	13	10	4	3t	2	13	20	24	6	6t
NYJ	22	26	30	29	11	25	32	21	22	10	27t	4	5	7	9	27	25t
PIT	24	27	26	27	17	26	4	10	25t	15	26	12	12	25	26	26	2t
TEN	17	23	7	18	23	23	23	29	7	11	2	7	30	27	22	5	14t
ARI	9	11	8	20	12	4	24	23	9	8	3t	16	20	2	4	4	19
ATL	25	25	29	30	15	21	26	9	25t	14	27t	25	25	28	27	25	4
CAR	27	30	14	24	28	30	28	22	18	25	11t	17	23	32	32	21	8
CHI	31	32	5	7	32	32	31	32	30	28	31	21	7	13	30	29t	5
DAL	1	1	4	6	4	1	12	6	2	5	20	32	2	6	3	1	23
DET	28	28	20	13	25	31	11	24	19t	31	24	5	9	4	5	29t	20t
GB	20	18	19	19	19	16	6	15	12t	12	17	28	26	5	2	19	30
LAR	6	3	23	23	5	2	21	5	8	9	21t	30	31	29	16	7	2t
MIN	7	15	9	12	9	11	1	2	14t	26	1	19	1	19	13	14	18
NO	26	24	12	22	31	20	5	17	21	21	11t	6	8	8	12	13	27t
NYG	21	21	25	25	16	18	17	18	24	16	21t	24	18	17	23	24	9
PHI	16	13	3	4	27	14	8	12	16t	6	27t	31	27	15	21	11	11
SF	13	7	13	15	13	5	16	16	14t	24	14t	10	19	21	11	16	20t
SEA	30	19	22	17	30	19	7	31	31	30	32	11	10	11	18	22	31
TB	3	2	27	16	1	7	13	1	5	3	18	14	17	30	28	3	29
WAS	18	20	15	14	20	22	27	19	12t	19	19	9	3	3	10	20	24

## Team/Offense Rank

- (A) Total Yards per Game
- (B) Yards per Play
- (C) Rushing Yards per Game
- (D) Rushing Yards per Attempt
- (E) Passing Net Yards per Game
- (F) Passing Net Yards per Play
- (G) Passing, Percent Had Intercepted
- (H) Sacks per Pass Play
- (I) First Downs per Game
- (J) Third Down Efficiency
- (K) Fourth Down Efficiency
- (L) Punt Return Average
- (M) Kickoff Return Average
- (N) Gross Punting Average
- (O) Net Punting Average
- (P) Points per Game
- (Q) Field Goal Percentage

**WEEK 10 / THROUGH MONDAY, NOVEMBER 15, 2021**

**NFL / OPPONENT/DEFENSE RANK**

Tm	(A)	(B)	(C)	(D)	(E)	(F)	(G)	(H)	(I)	(J)	(K)	(L)	(M)	(N)	(O)	(P)	(Q)	(R)	(S)
BAL	24	30	4	10	32	29	23	22	9	2	13t	16	21	29	11	22	15	15	5
BUF	1	1	3	3	2	1	1	21	1	1	11	1	12	24	14	1	17t	1	1
CIN	18	14	8	13	24	15	18	13	15	17t	4t	23	16	16	9	11	4	10	17
CLE	5	8	5	4	11	16	24	5	13	28	17	11	10	31	31	20t	28	21t	8
DEN	7	13	16	20	7	11	13	8	3	26	1	15	32	32	32	4	1t	14	15
HOU	30	28	31	25	18	27	7	14	27	27	22	6	18	11	24	29	31	31	32
IND	19	24	17	16	20	24	8	15	11	17t	30t	13	19	4	18	13	29t	9	18
JAC	20	25	11	5	25	28	27	28	14	15	30t	20	28	12	16	27	16	28	24
KC	26	31	18	27	23	30	14	30	22	16	26t	2	1	28	22	20t	7	13	9
LV	16	9	27	24	12	5	28	16	21	19t	25	32	6	8	17	26	19	23	13
LAC	17	19	32	32	4	17	17	19	25t	30	10	31	20	20t	26	25	24t	21t	16
MIA	29	20	15	15	28	18	22	27	30	29	24	14	7	9	10	24	20t	26	29
NE	6	4	14	12	8	6	3	9	4	10	13t	17	17	17	1	2	1t	3t	12
NYJ	32	32	29	29	31	31	32	17	32	21	21	29	8	1	2	32	32	32	30
PIT	12t	18	25	28	9	14	30	4	5t	6	18t	22	26	13	5	8	26t	20	21
TEN	21	23	7	22	27	13	16	12	19t	13	23	26t	11	22	7	15	9t	7	22
ARI	4	5	19	31	5	4	15	7	8	5	2	18	15	27	28	5	9t	3t	4
ATL	22	22	21	11	17	23	31	32	29	31	13t	28	29	19	21	31	29t	29	26
CAR	2	2	12	14	1	2	10	2	2	4	3	12	30	18	23	6	6	16	7
CHI	12t	21	23t	19	10	21	25	3	16	14	16	30	13	20t	15	23	24t	27	28
DAL	15	26	9	17	21	22	2	24	7	3	18t	3	24	2	4	10	5	2	2
DET	28	29	30	18	16	32	19	29	17t	23	32	21	5	26	8	30	20t	30	27
GB	3	3	13	26	3	3	6	11	10	22	12	8	31	25	29	3	1t	11	11
LAR	11	6	10	8	15	8	5	6	19t	25	7t	5	27	15	30	12	13	8	6
MIN	23	17	28	30	14	10	12	1	25t	7	26t	7	9	14	20	16	26t	17	14
NO	10	12	1	1	26	25	4	20	5t	9	6	19	4	5	6	7	9t	6	20
NYG	25	15	22	23	19	12	11	25	24	11	29	25	2	10	12	19	22t	24	25
PHI	14	11	20	7	13	19	21	26	28	19t	7t	26t	25	6	19	14	17t	12	19
SF	8	10	23t	21	6	7	26	10	12	12	4t	4	14	30	13	17t	9t	18	10
SEA	31	16	26	9	29	20	29	31	31	8	9	10	3	23	27	9	14	19	31
TB	9	7	2	2	22	9	9	18	17t	24	20	9	22	3	3	17t	8	5	3
WAS	27	27	6	6	30	26	20	23	23	32	28	24	23	7	25	28	22t	25	23

Opponent/Defense Rank

- (A) Total Yards per Game
  - (B) Yards per Play
  - (C) Rushing Yards per Game
  - (D) Rushing Yards per Attempt
  - (E) Passing Net Yards per Game
  - (F) Passing Net Yards per Play
  - (G) Passing, Percent Had Intercepted
  - (H) Sacks per Pass Play
  - (I) First Downs per Game
  - (J) Third Down Efficiency
  - (K) Fourth Down Efficiency
  - (L) Punt Return Average
  - (M) Kickoff Return Average
  - (N) Gross Punting Average
  - (O) Net Punting Average
  - (P) Points per Game
  - (Q) Field Goal Percentage
- Combined Offense/Defense Rank
- (R) Points per Game Differential
  - (S) Net Yards per Game Differential



**WEEK 10 / THROUGH MONDAY, NOVEMBER 15, 2021****NFL / TOTAL OFFENSE**

Rank	Team	Total	Rushing	Passing	Total	Rushing	Passing
1)	Dallas	3905	1256	2649	433.9	139.6	294.3
2)	Baltimore	3727	1387	2340	414.1	154.1	260.0
3)	Tampa Bay	3658	818	2840	406.4	90.9	315.6
4)	Kansas City	4056	1105	2951	405.6	110.5	295.1
5)	Buffalo	3610	1097	2513	401.1	121.9	279.2
6)	L.A. Rams	3872	979	2893	387.2	97.9	289.3
7)	Minnesota	3462	1102	2360	384.7	122.4	262.2
8)	Las Vegas	3455	765	2690	383.9	85.0	298.9
9)	Arizona	3755	1258	2497	375.5	125.8	249.7
10)	L.A. Chargers	3332	902	2430	370.2	100.2	270.0
11)	Cleveland	3638	1541	2097	363.8	154.1	209.7
12)	Indianapolis	3634	1363	2271	363.4	136.3	227.1
13)	San Francisco	3260	1061	2199	362.2	117.9	244.3
14)	Cincinnati	3253	874	2379	361.4	97.1	264.3
15)	New England	3562	1145	2417	356.2	114.5	241.7
16)	Philadelphia	3501	1443	2058	350.1	144.3	205.8
17)	Tennessee	3475	1316	2159	347.5	131.6	215.9
18)	Washington	3109	1039	2070	345.4	115.4	230.0
19)	Denver	3421	1115	2306	342.1	111.5	230.6
20)	Green Bay	3394	1093	2301	339.4	109.3	230.1
21)	N.Y. Giants	3013	863	2150	334.8	95.9	238.9
22)	N.Y. Jets	2997	687	2310	333.0	76.3	256.7
23)	Jacksonville	2994	1071	1923	332.7	119.0	213.7
24)	Pittsburgh	2980	852	2128	331.1	94.7	236.4
25)	Atlanta	2918	746	2172	324.2	82.9	241.3
26)	New Orleans	2890	1070	1820	321.1	118.9	202.2
27)	Carolina	3209	1160	2049	320.9	116.0	204.9
28)	Detroit	2875	974	1901	319.4	108.2	211.2
29)	Miami	3027	736	2291	302.7	73.6	229.1
30)	Seattle	2720	898	1822	302.2	99.8	202.4
31)	Chicago	2526	1229	1297	280.7	136.6	144.1
32)	Houston	2521	682	1839	280.1	75.8	204.3

**NFL / TOTAL DEFENSE**

Rank	Team	Total	Rushing	Passing	Total	Rushing	Passing
1)	Buffalo	2467	755	1712	274.1	83.9	190.2
2)	Carolina	2807	1070	1737	280.7	107.0	173.7
3)	Green Bay	3099	1072	2027	309.9	107.2	202.7
4)	Arizona	3230	1166	2064	323.0	116.6	206.4
5)	Cleveland	3239	947	2292	323.9	94.7	229.2
6)	New England	3280	1079	2201	328.0	107.9	220.1
7)	Denver	3282	1099	2183	328.2	109.9	218.3
8)	San Francisco	2983	1105	1878	331.4	122.8	208.7
9)	Tampa Bay	3006	718	2288	334.0	79.8	254.2
10)	New Orleans	3040	656	2384	337.8	72.9	264.9
11)	L.A. Rams	3469	1052	2417	346.9	105.2	241.7
12t)	Pittsburgh	3140	1107	2033	348.9	123.0	225.9
12t)	Chicago	3140	1105	2035	348.9	122.8	226.1
14)	Philadelphia	3506	1173	2333	350.6	117.3	233.3
15)	Dallas	3186	911	2275	354.0	101.2	252.8
16)	Las Vegas	3241	1162	2079	360.1	129.1	231.0
17)	L.A. Chargers	3250	1396	1854	361.1	155.1	206.0
18)	Cincinnati	3251	908	2343	361.2	100.9	260.3
19)	Indianapolis	3636	1137	2499	363.6	113.7	249.9
20)	Jacksonville	3298	954	2344	366.4	106.0	260.4
21)	Tennessee	3665	986	2679	366.5	98.6	267.9
22)	Atlanta	3315	1099	2216	368.3	122.1	246.2
23)	Minnesota	3322	1175	2147	369.1	130.6	238.6
24)	Baltimore	3344	794	2550	371.6	88.2	283.3
25)	N.Y. Giants	3352	1103	2249	372.4	122.6	249.9
26)	Kansas City	3732	1146	2586	373.2	114.6	258.6
27)	Washington	3388	874	2514	376.4	97.1	279.3
28)	Detroit	3418	1221	2197	379.8	135.7	244.1
29)	Miami	3831	1093	2738	383.1	109.3	273.8
30)	Houston	3473	1232	2241	385.9	136.9	249.0
31)	Seattle	3605	1127	2478	400.6	125.2	275.3
32)	N.Y. Jets	3754	1205	2549	417.1	133.9	283.2

**WEEK 10 / THROUGH MONDAY, NOVEMBER 15, 2021****AFC / TAKEAWAYS, GIVEAWAYS**

Rank	Team	TAKEAWAYS			GIVEAWAYS			Net Diff
		Int	Fum	Total	Int	Fum	Total	
1)	Buffalo	15	9	24	6	4	10	= +14
2)	Indianapolis	10	11	21	4	6	10	= +11
3)	New England	14	3	17	7	7	14	= +3
4t)	L.A. Chargers	6	5	11	7	2	9	= +2
4t)	Tennessee	9	5	14	8	4	12	= +2
6)	Las Vegas	4	7	11	8	2	10	= +1
7)	Denver	8	3	11	6	5	11	= 0
8)	Cleveland	5	3	8	4	5	9	= -1
9t)	Houston	9	5	14	11	6	17	= -3
9t)	Miami	7	8	15	9	9	18	= -3
9t)	Pittsburgh	3	5	8	5	6	11	= -3
12)	Cincinnati	7	2	9	11	2	13	= -4
13)	Baltimore	5	2	7	8	4	12	= -5
14)	Kansas City	8	4	12	10	10	20	= -8
15)	Jacksonville	4	1	5	9	6	15	= -10
16)	N.Y. Jets	2	5	7	18	4	22	= -15
<b>Totals</b>		<b>116</b>	<b>78</b>	<b>194</b>	<b>131</b>	<b>82</b>	<b>213</b>	<b>= -19</b>

**NFC / TAKEAWAYS, GIVEAWAYS**

Rank	Team	TAKEAWAYS			GIVEAWAYS			Net Diff
		Int	Fum	Total	Int	Fum	Total	
1)	Arizona	8	11	19	8	3	11	= +8
2)	Green Bay	11	5	16	5	4	9	= +7
3)	Minnesota	8	4	12	2	4	6	= +6
4t)	Dallas	14	3	17	6	6	12	= +5
4t)	New Orleans	11	2	13	4	4	8	= +5
6t)	L.A. Rams	12	2	14	9	2	11	= +3
6t)	N.Y. Giants	9	5	14	7	4	11	= +3
6t)	Seattle	4	5	9	4	2	6	= +3
6t)	Tampa Bay	10	5	15	7	5	12	= +3
10)	Philadelphia	6	3	9	5	3	8	= +1
11)	Detroit	5	5	10	6	5	11	= -1
12)	Washington	6	5	11	9	5	14	= -3
13)	Chicago	4	5	9	9	4	13	= -4
14t)	Atlanta	3	5	8	9	4	13	= -5
14t)	Carolina	8	4	12	12	5	17	= -5
16)	San Francisco	4	3	7	6	8	14	= -7
<b>Totals</b>		<b>123</b>	<b>72</b>	<b>195</b>	<b>108</b>	<b>68</b>	<b>176</b>	<b>= +19</b>

**NFL / TAKEAWAYS, GIVEAWAYS**

Rank	Team	TAKEAWAYS			GIVEAWAYS			Net Diff
		Int	Fum	Total	Int	Fum	Total	
1)	Buffalo	15	9	24	6	4	10	= +14
2)	Indianapolis	10	11	21	4	6	10	= +11
3)	Arizona	8	11	19	8	3	11	= +8
4)	Green Bay	11	5	16	5	4	9	= +7
5)	Minnesota	8	4	12	2	4	6	= +6
6t)	Dallas	14	3	17	6	6	12	= +5
6t)	New Orleans	11	2	13	4	4	8	= +5
8t)	New England	14	3	17	7	7	14	= +3
8t)	L.A. Rams	12	2	14	9	2	11	= +3
8t)	N.Y. Giants	9	5	14	7	4	11	= +3
8t)	Seattle	4	5	9	4	2	6	= +3
8t)	Tampa Bay	10	5	15	7	5	12	= +3
13t)	L.A. Chargers	6	5	11	7	2	9	= +2
13t)	Tennessee	9	5	14	8	4	12	= +2
15t)	Las Vegas	4	7	11	8	2	10	= +1
15t)	Philadelphia	6	3	9	5	3	8	= +1
17)	Denver	8	3	11	6	5	11	= 0
18t)	Cleveland	5	3	8	4	5	9	= -1
18t)	Detroit	5	5	10	6	5	11	= -1
20t)	Houston	9	5	14	11	6	17	= -3
20t)	Miami	7	8	15	9	9	18	= -3
20t)	Pittsburgh	3	5	8	5	6	11	= -3
20t)	Washington	6	5	11	9	5	14	= -3
24t)	Cincinnati	7	2	9	11	2	13	= -4
24t)	Chicago	4	5	9	9	4	13	= -4
26t)	Baltimore	5	2	7	8	4	12	= -5
26t)	Atlanta	3	5	8	9	4	13	= -5
26t)	Carolina	8	4	12	12	5	17	= -5
29)	San Francisco	4	3	7	6	8	14	= -7
30)	Kansas City	8	4	12	10	10	20	= -8
31)	Jacksonville	4	1	5	9	6	15	= -10
32)	N.Y. Jets	2	5	7	18	4	22	= -15
<b>Totals</b>		<b>239</b>	<b>150</b>	<b>389</b>	<b>239</b>	<b>150</b>	<b>389</b>	<b>= 0</b>

**WEEK 10 / THROUGH MONDAY, NOVEMBER 15, 2021****NFL / TEAM/OFFENSE INSIDE THE 20**

Rank	Team	Poss	Pts	TD	TD%	FG	Score	Score%
1)	San Francisco	24	144	19	79.2	4	23	95.8
2)	Seattle	21	117	15	71.4	4	19	90.5
3t)	Arizona	40	226	28	70.0	10	38	95.0
3t)	Baltimore	30	167	21	70.0	7	28	93.3
5)	New Orleans	33	175	23	69.7	7	30	90.9
6)	Philadelphia	35	197	24	68.6	8	32	91.4
7t)	Cincinnati	24	127	16	66.7	5	21	87.5
7t)	Minnesota	27	147	18	66.7	8	26	96.3
9)	Tampa Bay	40	206	26	65.0	8	34	85.0
10)	Dallas	34	170	22	64.7	6	28	82.4
11)	Tennessee	40	214	25	62.5	13	38	95.0
12)	L.A. Chargers	37	183	23	62.2	8	31	83.8
13)	N.Y. Jets	26	136	16	61.5	9	25	96.2
14)	Buffalo	41	219	25	61.0	15	40	97.6
15)	Atlanta	28	152	17	60.7	11	28	100.0
16t)	Jacksonville	20	88	12	60.0	2	14	70.0
16t)	L.A. Rams	45	225	27	60.0	12	39	86.7
18)	New England	37	188	22	59.5	12	34	91.9
19)	Kansas City	39	187	23	59.0	9	32	82.1
20)	Pittsburgh	24	119	14	58.3	8	22	91.7
21)	Miami	28	132	16	57.1	6	22	78.6
22)	Carolina	31	150	17	54.8	10	27	87.1
23)	Cleveland	33	152	18	54.5	8	26	78.8
24)	Chicago	24	118	13	54.2	9	22	91.7
25)	Green Bay	39	170	21	53.8	8	29	74.4
26)	Las Vegas	34	153	18	52.9	10	28	82.4
27)	Houston	19	90	10	52.6	7	17	89.5
28)	Indianapolis	39	171	20	51.3	11	31	79.5
29)	Denver	34	149	17	50.0	10	27	79.4
30)	Detroit	23	98	11	47.8	6	17	73.9
31)	Washington	26	104	12	46.2	8	20	76.9
32)	N.Y. Giants	25	104	11	44.0	9	20	80.0

**NFL / OPPONENTS/DEFENSE INSIDE THE 20**

Rank	Team	Poss	Pts	TD	TD%	FG	Score	Score%
1)	Baltimore	27	106	12	44.4	8	20	74.1
2)	Buffalo	24	93	11	45.8	5	16	66.7
3t)	New Orleans	26	111	12	46.2	10	22	84.6
3t)	Pittsburgh	26	123	12	46.2	13	25	96.2
5)	Seattle	36	160	17	47.2	14	31	86.1
6)	N.Y. Giants	37	166	19	51.4	11	30	81.1
7)	New England	27	117	14	51.9	7	21	77.8
8)	Denver	21	93	11	52.4	5	16	76.2
9)	Miami	39	181	21	53.8	12	33	84.6
10t)	L.A. Rams	33	156	18	54.5	9	27	81.8
10t)	Tampa Bay	33	161	18	54.5	12	30	90.9
12)	Tennessee	40	189	22	55.0	13	35	87.5
13)	Cincinnati	30	146	17	56.7	9	26	86.7
14)	Chicago	35	162	20	57.1	8	28	80.0
15t)	Jacksonville	34	178	20	58.8	13	33	97.1
15t)	Washington	34	167	20	58.8	10	30	88.2
17)	Arizona	30	136	18	60.0	4	22	73.3
18)	San Francisco	32	163	20	62.5	7	27	84.4
19)	Philadelphia	38	189	24	63.2	8	32	84.2
20t)	L.A. Chargers	33	177	21	63.6	10	31	93.9
20t)	N.Y. Jets	44	232	28	63.6	12	40	90.9
22)	Houston	36	190	23	63.9	10	33	91.7
23)	Dallas	26	138	17	65.4	6	23	88.5
24)	Indianapolis	31	168	21	67.7	7	28	90.3
25)	Minnesota	25	140	17	68.0	6	23	92.0
26)	Kansas City	32	173	22	68.8	7	29	90.6
27)	Cleveland	36	194	25	69.4	8	33	91.7
28)	Atlanta	35	197	25	71.4	8	33	94.3
29)	Green Bay	26	140	19	73.1	2	21	80.8
30)	Carolina	23	126	17	73.9	4	21	91.3
31)	Las Vegas	24	140	18	75.0	4	22	91.7
32)	Detroit	27	166	21	77.8	6	27	100.0

**WEEK 10 / THROUGH MONDAY, NOVEMBER 15, 2021**

**NFL / OFFENSE/TEAMS: FIRST DOWNS, THIRD DOWNS, FOURTH DOWNS**

Rank	Team	FIRST DOWNS				THIRD DOWNS			FOURTH DOWNS		
		Total	Rush	Pass	Pen	Made	Att	Pct	Made	Att	Pct
1)	Kansas City	259	68	170	21	64	120	53.3	7	11	63.6
2)	Dallas	223	65	138	20	53	116	45.7	8	17	47.1
3)	Baltimore	222	90	119	13	39	114	34.2	7	11	63.6
4)	Buffalo	213	65	132	16	57	117	48.7	3	10	30.0
5)	Tampa Bay	212	50	149	13	55	114	48.2	5	10	50.0
6)	L.A. Chargers	203	56	129	18	50	114	43.9	11	17	64.7
7)	Tennessee	218	77	117	24	54	133	40.6	10	14	71.4
8)	L.A. Rams	217	55	148	14	49	116	42.2	6	13	46.2
9)	Arizona	216	77	120	19	51	119	42.9	8	12	66.7
10)	New England	215	73	119	23	61	130	46.9	4	6	66.7
11)	Indianapolis	212	80	110	22	49	126	38.9	9	15	60.0
12t)	Green Bay	210	64	124	22	47	116	40.5	8	15	53.3
12t)	Washington	189	65	104	20	45	117	38.5	10	21	47.6
14t)	Minnesota	188	60	110	18	45	126	35.7	8	11	72.7
14t)	San Francisco	188	62	107	19	38	104	36.5	7	13	53.8
16t)	Cleveland	206	84	109	13	44	118	37.3	9	22	40.9
16t)	Philadelphia	206	94	98	14	53	120	44.2	4	12	33.3
18)	Carolina	204	75	110	19	50	138	36.2	7	12	58.3
19t)	Las Vegas	183	47	120	16	41	111	36.9	6	13	46.2
19t)	Detroit	183	56	108	19	38	117	32.5	10	23	43.5
21)	New Orleans	181	63	99	19	40	107	37.4	7	12	58.3
22)	N.Y. Jets	180	40	121	19	48	114	42.1	4	12	33.3
23)	Denver	198	62	118	18	44	127	34.6	10	15	66.7
24)	N.Y. Giants	178	46	109	23	46	117	39.3	6	13	46.2
25t)	Pittsburgh	175	47	109	19	51	127	40.2	4	11	36.4
25t)	Atlanta	175	35	117	23	48	119	40.3	4	12	33.3
27)	Jacksonville	169	55	94	20	33	109	30.3	10	17	58.8
28)	Miami	186	43	127	16	55	136	40.4	7	13	53.8
29)	Cincinnati	167	43	110	14	41	108	38.0	7	13	53.8
30)	Chicago	165	70	77	18	37	107	34.6	3	11	27.3
31)	Seattle	156	52	87	17	33	98	33.7	1	5	20.0
32)	Houston	132	31	89	12	49	126	38.9	6	11	54.5
<b>Totals</b>		<b>6229</b>	<b>1950</b>	<b>3698</b>	<b>581</b>	<b>1508</b>	<b>3781</b>	<b>39.9</b>	<b>216</b>	<b>423</b>	<b>51.1</b>

**NFL / DEFENSE/OPPONENTS: FIRST DOWNS, THIRD DOWNS, FOURTH DOWNS**

Rank	Team	FIRST DOWNS				THIRD DOWNS			FOURTH DOWNS		
		Total	Rush	Pass	Pen	Made	Att	Pct	Made	Att	Pct
1)	Buffalo	147	38	84	25	33	112	29.5	7	15	46.7
2)	Carolina	167	58	90	19	41	124	33.1	4	13	30.8
3)	Denver	177	54	112	11	57	131	43.5	4	16	25.0
4)	New England	186	58	116	12	48	130	36.9	9	18	50.0
5t)	Pittsburgh	170	60	99	11	41	119	34.5	7	13	53.8
5t)	New Orleans	170	39	108	23	44	121	36.4	5	12	41.7
7)	Dallas	172	46	106	20	35	109	32.1	7	13	53.8
8)	Arizona	196	70	108	18	40	119	33.6	6	20	30.0
9)	Baltimore	177	46	117	14	34	107	31.8	5	10	50.0
10)	Green Bay	199	71	113	15	49	116	42.2	9	19	47.4
11)	Indianapolis	201	58	132	11	50	123	40.7	7	9	77.8
12)	San Francisco	181	64	94	23	43	112	38.4	5	13	38.5
13)	Cleveland	202	58	120	24	56	126	44.4	8	15	53.3
14)	Jacksonville	183	55	115	13	47	118	39.8	7	9	77.8
15)	Cincinnati	184	52	117	15	50	123	40.7	5	13	38.5
16)	Chicago	188	66	101	21	45	113	39.8	9	17	52.9
17t)	Detroit	190	70	102	18	44	104	42.3	4	5	80.0
17t)	Tampa Bay	190	44	122	24	50	117	42.7	6	11	54.5
19t)	Tennessee	216	58	132	26	50	128	39.1	9	15	60.0
19t)	L.A. Rams	216	70	131	15	54	126	42.9	8	19	42.1
21)	Las Vegas	195	61	117	17	50	122	41.0	12	19	63.2
22)	Kansas City	217	73	125	19	45	111	40.5	10	15	66.7
23)	Washington	198	52	132	14	69	125	55.2	5	7	71.4
24)	N.Y. Giants	200	61	122	17	45	118	38.1	11	15	73.3
25t)	L.A. Chargers	203	85	99	19	51	111	45.9	5	11	45.5
25t)	Minnesota	203	67	115	21	39	113	34.5	8	12	66.7
27)	Houston	204	71	117	16	45	103	43.7	4	7	57.1
28)	Philadelphia	227	76	126	25	50	122	41.0	8	19	42.1
29)	Atlanta	205	72	119	14	52	110	47.3	5	10	50.0
30)	Miami	229	63	144	22	63	139	45.3	5	8	62.5
31)	Seattle	216	66	132	18	43	120	35.8	7	16	43.8
32)	N.Y. Jets	220	68	131	21	45	109	41.3	5	9	55.6
<b>Totals</b>		<b>6229</b>	<b>1950</b>	<b>3698</b>	<b>581</b>	<b>1508</b>	<b>3781</b>	<b>39.9</b>	<b>216</b>	<b>423</b>	<b>51.1</b>



**WEEK 10 / THROUGH MONDAY, NOVEMBER 15, 2021****NFL / FIRST-DOWN PLAYS BY TEAMS**

Rank	Team	Yds/Play	Plays	Yards
1)	San Francisco	6.49	252	1635
2)	Buffalo	6.43	277	1782
3)	Indianapolis	6.28	286	1797
4)	Dallas	6.21	281	1745
5)	Baltimore	6.19	297	1837
6)	Tampa Bay	6.06	270	1635
7)	Cincinnati	6.05	239	1446
8)	Cleveland	6.01	273	1642
9)	Philadelphia	5.94	273	1622
10)	Las Vegas	5.85	257	1504
11)	Washington	5.80	254	1472
12)	L.A. Rams	5.79	290	1679
13)	Kansas City	5.77	324	1870
14)	L.A. Chargers	5.71	258	1474
15)	New England	5.67	285	1617
16)	N.Y. Giants	5.66	254	1437
17)	Jacksonville	5.63	248	1397
18)	Tennessee	5.52	294	1624
19)	Denver	5.50	273	1502
20)	New Orleans	5.41	248	1342
21)	Minnesota	5.41	267	1444
22)	Green Bay	5.40	279	1507
23)	N.Y. Jets	5.35	258	1380
24)	Arizona	5.34	285	1522
25)	Seattle	5.30	225	1192
26)	Detroit	5.23	255	1333
27)	Atlanta	5.11	243	1241
28)	Chicago	4.95	238	1179
29)	Carolina	4.79	298	1427
30)	Miami	4.67	272	1270
31)	Pittsburgh	4.21	253	1066
32)	Houston	4.06	216	877
<b>TOTAL</b>		<b>5.57</b>	<b>8522</b>	<b>47497</b>

**NFL / FIRST-DOWN PLAYS BY OPPONENTS**

Rank	Team	Yds/Play	Plays	Yards
1)	Buffalo	4.49	231	1037
2)	Detroit	4.76	258	1227
3)	Cleveland	4.77	269	1282
4)	Tampa Bay	4.92	254	1249
5)	L.A. Rams	4.96	292	1449
6)	Las Vegas	5.00	264	1319
7)	Carolina	5.02	255	1279
8)	Green Bay	5.06	269	1361
9)	Jacksonville	5.11	247	1261
10)	New England	5.16	272	1403
11)	San Francisco	5.17	253	1309
12)	Miami	5.27	305	1608
13)	New Orleans	5.28	242	1277
14)	Atlanta	5.32	266	1414
15)	Denver	5.36	259	1388
16)	Washington	5.53	256	1415
17)	Indianapolis	5.66	284	1608
18)	Houston	5.67	273	1549
19)	Cincinnati	5.69	262	1491
20)	Arizona	5.76	274	1579
21)	Pittsburgh	5.79	250	1447
22)	L.A. Chargers	5.79	260	1506
23)	Tennessee	5.85	293	1714
24)	Philadelphia	6.02	292	1758
25)	Seattle	6.10	293	1788
26)	Baltimore	6.11	250	1527
27)	Minnesota	6.11	271	1657
28)	N.Y. Giants	6.13	270	1654
29)	Dallas	6.16	247	1522
30)	Chicago	6.41	249	1596
31)	N.Y. Jets	6.53	284	1855
32)	Kansas City	7.08	278	1968
<b>TOTAL</b>		<b>5.57</b>	<b>8522</b>	<b>47497</b>

**WEEK 10 / THROUGH MONDAY, NOVEMBER 15, 2021****NFL / KICKOFFS (Receiving Team)**

Rank	Team	TotKO	AdjKO	TB	TB%	EZ	EZ%	OB	I20	Avg.Start
1)	Seattle	44	42	20	47.6	24	54.5	2	5	27.5
2)	Buffalo	35	33	17	51.5	21	60.0	0	3	27.0
3)	New Orleans	41	39	16	41.0	27	65.9	1	2	26.4
4)	Minnesota	47	47	33	70.2	40	85.1	0	6	26.4
5)	Washington	51	51	27	52.9	37	72.5	1	6	25.7
6)	Indianapolis	48	46	23	50.0	31	64.6	1	6	25.6
7)	New England	43	42	25	59.5	29	67.4	2	2	25.3
8)	Baltimore	46	45	35	77.8	39	84.8	0	1	25.2
9)	Detroit	56	55	32	58.2	43	76.8	0	3	25.2
10)	Tampa Bay	47	47	32	68.1	38	80.9	0	3	25.1
11)	Chicago	50	49	21	42.9	35	70.0	0	6	25.0
12)	Dallas	44	43	32	74.4	40	90.9	0	3	25.0
13)	Carolina	45	42	30	71.4	35	77.8	1	3	25.0
14)	Jacksonville	51	51	30	58.8	41	80.4	0	7	24.9
15)	N.Y. Jets	63	63	37	58.7	47	74.6	1	7	24.9
16)	San Francisco	45	41	20	48.8	24	53.3	0	7	24.8
17)	Cleveland	51	50	28	56.0	37	72.5	1	7	24.6
18)	Miami	55	54	45	83.3	46	83.6	0	3	24.4
19)	N.Y. Giants	49	48	29	60.4	38	77.6	0	7	24.4
20)	Atlanta	53	51	31	60.8	42	79.2	0	6	24.3
21)	Pittsburgh	44	41	24	58.5	33	75.0	0	6	24.3
22)	Houston	55	53	31	58.5	42	76.4	1	7	24.3
23)	Green Bay	38	36	22	61.1	25	65.8	0	4	24.2
24)	Kansas City	51	49	31	63.3	44	86.3	1	6	24.2
25)	Las Vegas	52	49	30	61.2	36	69.2	0	6	24.1
26)	Arizona	41	41	26	63.4	31	75.6	0	7	24.0
27)	Philadelphia	50	48	34	70.8	43	86.0	0	6	23.9
28)	Cincinnati	46	44	27	61.4	37	80.4	0	5	23.9
29)	Tennessee	52	50	28	56.0	32	61.5	1	8	23.7
30)	Denver	41	39	26	66.7	29	70.7	0	5	23.4
31)	L.A. Rams	49	45	24	53.3	29	59.2	0	9	22.7
32)	L.A. Chargers	48	48	25	52.1	35	72.9	0	13	22.3
<b>Totals</b>		<b>1531</b>	<b>1482</b>	<b>891</b>	<b>60.11</b>	<b>130</b>	<b>76.2</b>	<b>13</b>	<b>175</b>	<b>24.7</b>

Note: Average opponent drive start DOES NOT include onside kicks or kickoffs at the end of a half unless either kickoff is returned for a touchdown. All other kickoffs (returned kickoffs, fair catches, touchback and kickoffs out of bounds) are included. Kickoffs resulting in the kicking team retaining possession are not included.

ADJ KO: Adjusted kickoffs are used to compute the Avg. Team Drive Start.

I20: The number of drives that start inside (not including) the 20 yd line.

**WEEK 10 / THROUGH MONDAY, NOVEMBER 15, 2021****NFL / KICKOFFS (Kicking Team)**

Rank	Team	TotKO	AdjKO	TB	TB%	EZ	EZ%	OB	I20	Avg.Start
1)	Detroit	36	30	12	40.0	15	41.7	0	11	22.3
2)	Cleveland	48	48	21	43.8	31	64.6	0	12	22.5
3)	N.Y. Giants	43	42	22	52.4	28	65.1	0	9	23.2
4)	Kansas City	55	53	33	62.3	40	72.7	0	10	23.2
5)	Seattle	39	38	11	28.9	24	61.5	0	12	23.3
6)	Las Vegas	46	44	25	56.8	32	69.6	0	8	23.8
7)	Buffalo	59	57	33	57.9	41	69.5	2	10	23.8
8)	Tennessee	60	59	32	54.2	44	73.3	0	11	23.8
9)	Chicago	38	38	24	63.2	32	84.2	0	5	23.9
10)	Miami	43	42	27	64.3	33	76.7	1	4	23.9
11)	Indianapolis	56	55	28	50.9	35	62.5	0	7	24.1
12)	New Orleans	47	46	31	67.4	36	76.6	0	5	24.1
13)	Washington	44	42	31	73.8	38	86.4	0	4	24.2
14)	Minnesota	51	51	42	82.4	48	94.1	0	2	24.4
15)	San Francisco	45	43	21	48.8	28	62.2	0	4	24.5
16)	New England	62	61	27	44.3	40	64.5	3	7	24.5
17)	Arizona	59	57	47	82.5	52	88.1	0	3	24.7
18)	Cincinnati	46	44	32	72.7	37	80.4	0	1	24.7
19)	L.A. Chargers	47	45	22	48.9	33	70.2	0	5	24.9
20)	Baltimore	49	48	31	64.6	37	75.5	0	4	25.0
21)	Dallas	57	56	47	83.9	50	87.7	0	1	25.0
22)	Houston	33	31	18	58.1	19	57.6	1	3	25.2
23)	N.Y. Jets	38	35	22	62.9	26	68.4	1	2	25.2
24)	Philadelphia	54	51	34	66.7	44	81.5	0	5	25.4
25)	Tampa Bay	54	53	42	79.2	45	83.3	1	1	25.5
26)	L.A. Rams	59	57	33	57.9	45	76.3	3	4	25.6
27)	Pittsburgh	46	45	18	40.0	28	60.9	1	6	26.0
28)	Green Bay	47	46	20	43.5	36	76.6	0	7	26.0
29)	Carolina	51	51	33	64.7	42	82.4	0	3	26.3
30)	Denver	49	48	38	79.2	46	93.9	0	4	26.9
31)	Jacksonville	32	31	16	51.6	20	62.5	0	2	27.6
32)	Atlanta	38	35	18	51.4	25	65.8	0	3	27.9
<b>Totals</b>		<b>1531</b>	<b>1482</b>	<b>891</b>	<b>60.11</b>	<b>130</b>	<b>76.2</b>	<b>13</b>	<b>175</b>	<b>24.7</b>

Note: Average team drive start DOES NOT include onside kicks or kickoffs at the end of a half unless either kickoff is returned for a touchdown. All other kickoffs (returned kickoffs, fair catches, touchback and kickoffs out of bounds) are included. Kickoffs resulting in the kicking team retaining possession are not included.

ADJ KO: Adjusted kickoffs are used to compute the Avg. Team Drive Start.

I20: The number of drives that start inside (not including) the 20 yd line.

WEEK 10 / THROUGH MONDAY, NOVEMBER 15, 2021

NFL / SINGLE-GAME HIGHS / PLAYERS

**Most Points**-- 24, Jones, G.B. vs. Det., 9/20, (4 td, 0 fg, 0 xp, 0 2pt)  
**Passing Yards**-- 445, Prescott, Dal. at N.E., 10/17 (OT), (36-51, 445, 3 td, 1 int)  
**Passing Yards**-- 432, Brady, T.B. at LA-R, 9/26, (41-55, 432, 1 td, 0 int)  
**Longest Pass**-- 91, Hurts, Phil. vs. S.F., 9/19, (to Watkins, Quez)  
**Passing Touchdowns**-- 5, (5 times in Non-Overtime Games)  
**Rushing Yards**-- 182, Henry, Tenn. at Sea., 9/19 (OT), (35-182, 3 td)  
**Rushing Yards**-- 172, Taylor, Ind. vs. NY-J, 11/4, (19-172, 2 td)  
**Rushing Attempts**-- 35, Henry, Tenn. at Sea., 9/19 (OT), (35-182, 3 td)  
**Rushing Attempts**-- 29, Henry, Tenn. at Jax , 10/10, (29-130, 3 td)  
**Rushing Attempts**-- 29, Henry, Tenn. vs. K.C., 10/24, (29-86, 0 td)  
**Longest Rush**-- 83, Taylor, Ind. vs. Hou., 10/17  
**Receptions**-- 14, Harris, Pitt. vs. Cin., 9/26, (14-102, 0 td)  
**Receiving Yards**-- 206, Adams, G.B. at Cin., 10/10 (OT), (11-206, 1 td)  
**Receiving Yards**-- 201, Chase, Cin. at Balt., 10/24, (8-201, 1 td)  
**Kickoff Return Yards**-- 156, Harris, N.O. at Car., 9/19, (5-156, 0 td)  
**Kickoff Return Yards**-- 156, Grant, Chi. vs. S.F., 10/31, (6-156, 0 td)  
**Kickoff Returns**-- 6, Rogers, Tenn. at Sea., 9/19 (OT), (6-100, 0 td)  
**Kickoff Returns**-- 6, Grant, Chi. vs. S.F., 10/31, (6-156, 0 td)  
**Kickoff Returns**-- 6, Grant, Chi. at Pitt., 11/8, (6-135, 0 td)  
**Longest Kickoff Return**-- 102, Agnew, Jax vs. Denv., 9/19, td  
**Punt Return Yards**-- 103, Felton, Clev. vs. Chi., 9/26, (7-103, 0 fc, 0 td)  
**Punt Returns**-- 7, Felton, Clev. vs. Chi., 9/26, (7-103, 0 fc, 0 td)  
**Longest Punt Return**-- 48, Raymond, Det. at Pitt., 11/14 (OT)  
**Longest Punt Return**-- 45, Westbrook, Minn. at LA-C, 11/14  
**Interceptions**-- 2, (15 times in Non-Overtime Games)  
**Longest Interception Return**-- 99, D. Ward, Clev. at Cin., 11/7, td  
**Sacks**-- 5.0, C. Jones, Ariz. at Tenn., 9/12  
**Scrimmage Yards**-- 237, Henry, Tenn. at Sea., 9/19 (OT), (Rush 35-182, Rec 6-55)  
**Scrimmage Yards**-- 201, Hill, K.C. vs. Clev., 9/12, (Rush 1-4, Rec 11-197)  
**Scrimmage Yards**-- 201, Chase, Cin. at Balt., 10/24, (Rush 0-0, Rec 8-201)  
**Longest Punt**-- 82, Bojorquez, G.B. at Chi., 10/17  
**Punts**-- 10, Fox, Det. at Pitt., 11/14 (OT), (10-464, 46.4)  
**Punts**-- 10, Martin, Denv. vs. Balt., 10/3, (10-491, 49.1)  
**Field Goals Made**-- 5, Gano, NY-G at Wash., 9/16, (5-5, 55 lg)  
**Longest Field Goal**-- 66, Tucker, Balt. at Det., 9/26



**300-Yard Passing Games**

445, Prescott, DAL at NE 10/17 (ot) (36-51, 3 TD)  
442, Jackson, BAL vs. IND 10/11 (ot) (37-43, 4 TD)  
435, Carr, LV vs. BAL 09/13 (ot) (34-56, 2 TD)  
432, Brady, TB at LAR 09/26 (41-55, 1 TD)  
416, Burrow, CIN at BAL 10/24 (23-38, 3 TD)  
411, Brady, TB vs. MIA 10/10 (30-41, 5 TD)  
406, Mahomes, KC at LV 11/14 (35-50, 5 TD)  
405, M. White, NYJ vs. CIN 10/31 (37-45, 3 TD)  
403, Prescott, DAL at TB 09/09 (42-58, 3 TD)  
402, D. Jones, NYG at NO 10/03 (ot) (28-40, 2 TD)  
402, Wentz, IND at BAL 10/11 (ot) (25-35, 2 TD)  
400, K. Murray, ARI vs. MIN 09/19 (29-36, 3 TD)  
398, Herbert, LAC vs. CLE 10/10 (26-43, 4 TD)  
397, Mahomes, KC at WAS 10/17 (32-47, 2 TD)  
387, Hurts, PHI vs. KC 10/03 (32-48, 2 TD)  
386, Carr, LV vs. MIA 09/26 (ot) (26-43, 2 TD)  
382, Carr, LV at PIT 09/19 (28-37, 2 TD)  
379, Brady, TB vs. DAL 09/09 (32-50, 4 TD)  
375, Brady, TB at NO 10/31 (28-40, 4 TD)  
373, Cousins, MIN at CAR 10/17 (ot) (33-48, 3 TD)  
366, Allen, BUF at NYJ 11/14 (21-28, 2 TD)  
365, Stafford, LAR at SEA 10/07 (25-37, 1 TD)  
358, Allen, BUF vs. WAS 09/26 (32-43, 4 TD)  
356, Herbert, LAC at PHI 11/07 (32-38, 2 TD)  
353, Allen, BUF at TEN 10/18 (35-47, 3 TD)  
351, Cousins, MIN at CIN 09/12 (ot) (36-49, 2 TD)  
348, Burrow, CIN vs. JAX 09/30 (25-32, 2 TD)  
347, Tannehill, TEN at SEA 09/19 (ot) (27-40, 0 TD)  
344, Aa. Rodgers, GB at CIN 10/10 (ot) (27-39, 2 TD)  
343, Stafford, LAR vs. TB 09/26 (27-38, 4 TD)  
343, Ryan, ATL at NO 11/07 (23-30, 2 TD)  
343, Mahomes, KC at BAL 09/19 (24-31, 3 TD)  
343, Wilson, SEA vs. TEN 09/19 (ot) (22-31, 2 TD)  
342, Ryan, ATL vs. NYJ 10/10 (33-45, 2 TD)  
341, Carr, LV at DEN 10/17 (18-27, 2 TD)  
338, Goff, DET vs. SF 09/12 (38-57, 3 TD)  
338, Herbert, LAC vs. DAL 09/19 (31-41, 1 TD)  
337, Herbert, LAC at WAS 09/12 (31-47, 1 TD)  
337, Mahomes, KC vs. CLE 09/12 (27-36, 3 TD)  
336, Heinicke, WAS vs. NYG 09/16 (34-46, 2 TD)  
336, Ryan, ATL at MIA 10/24 (25-40, 2 TD)  
334, Bridgewater, DEN vs. LV 10/17 (35-49, 3 TD)  
334, Stafford, LAR vs. DET 10/24 (28-41, 3 TD)  
332, Lawrence, JAX at HOU 09/12 (28-51, 3 TD)  
329, Tagovailoa, MIA at JAX 10/17 (33-47, 2 TD)  
328, Bridgewater, DEN at JAX 09/19 (26-34, 2 TD)  
326, Hurts, PHI at DAL 09/27 (25-39, 2 TD)  
326, Garoppolo, SF vs. ARI 11/07 (28-40, 2 TD)  
325, Rush, DAL at MIN 10/31 (24-40, 2 TD)  
323, Cousins, MIN vs. SEA 09/26 (30-38, 3 TD)  
323, Carr, LV vs. PHI 10/24 (31-34, 2 TD)  
322, Garoppolo, SF at CHI 10/31 (17-28, 0 TD)  
321, Stafford, LAR vs. CHI 09/12 (20-26, 3 TD)  
321, Mayfield, CLE at KC 09/12 (21-28, 0 TD)  
319, Lawrence, JAX vs. MIA 10/17 (25-41, 1 TD)  
318, Roethlisberger, PIT vs. CIN 09/26 (38-58, 1 TD)  
317, J. Johnson, NYJ at IND 11/04 (27-41, 3 TD)  
316, Jackson, BAL at DEN 10/03 (22-37, 1 TD)  
316, K. Murray, ARI at JAX 09/26 (28-34, 0 TD)  
315, Allen, BUF at KC 10/10 (15-26, 3 TD)  
314, Garoppolo, SF at DET 09/12 (17-25, 1 TD)  
312, Mills, HOU vs. NE 10/10 (21-29, 3 TD)  
310, Mills, HOU vs. LAR 10/31 (29-38, 2 TD)  
307, M. Jones, NE vs. NYJ 10/24 (24-36, 2 TD)  
305, Stafford, LAR at HOU 10/31 (21-32, 3 TD)  
305, Darnold, CAR vs. NO 09/19 (26-38, 2 TD)  
305, Mayfield, CLE at LAC 10/10 (23-32, 2 TD)  
304, Darnold, CAR at HOU 09/23 (23-34, 0 TD)  
302, Prescott, DAL vs. NYG 10/10 (22-32, 3 TD)  
301, Darnold, CAR at DAL 10/03 (26-39, 2 TD)  
300, Ryan, ATL at TB 09/19 (35-46, 2 TD)

**100-Yard Receiving Games**

206, Adams, GB at CIN 10/10 (ot) (11 rec., 1 TD)  
201, Chase, CIN at BAL 10/24 (8 rec., 1 TD)  
197, Hill, KC vs. CLE 09/12 (11 rec., 1 TD)  
189, Toney, NYG at DAL 10/10 (10 rec., 0 TD)  
189, Samuel, SF at DET 09/12 (9 rec., 1 TD)  
186, Hill, KC at PHI 10/03 (11 rec., 3 TD)  
178, Lockett, SEA vs. TEN 09/19 (ot) (8 rec., 1 TD)  
171, Samuel, SF at CHI 10/31 (6 rec., 0 TD)  
165, Williams, LAC vs. CLE 10/10 (8 rec., 2 TD)  
163, Kupp, LAR at IND 09/19 (9 rec., 2 TD)  
163, K. Pitts, ATL at MIA 10/24 (7 rec., 0 TD)  
162, Diggs, BUF at NYJ 11/14 (8 rec., 1 TD)  
159, Sutton, DEN at JAX 09/19 (9 rec., 0 TD)  
159, Chase, CIN vs. GB 10/10 (ot) (6 rec., 1 TD)  
156, Samuel, SF vs. SEA 10/03 (8 rec., 2 TD)  
156, Kupp, LAR vs. DET 10/24 (10 rec., 2 TD)  
155, A.J. Brown, TEN at IND 10/31 (ot) (10 rec., 1 TD)  
150, Woods, LAR at SEA 10/07 (12 rec., 0 TD)  
149, Njoku, CLE at LAC 10/10 (7 rec., 1 TD)  
149, Lamb, DAL at NE 10/17 (ot) (9 rec., 2 TD)  
147, Andrews, BAL vs. IND 10/11 (ot) (11 rec., 2 TD)  
143, Jefferson, MIN at LAC 11/14 (9 rec., 0 TD)  
142, Lockett, SEA vs. JAX 10/31 (12 rec., 0 TD)  
140, Godwin, TB at NO 10/31 (8 rec., 1 TD)  
139, Cooper, DAL at TB 09/09 (13 rec., 2 TD)  
133, A.J. Brown, TEN vs. KC 10/24 (8 rec., 1 TD)  
132, Cooks, HOU vs. JAX 09/12 (5 rec., 0 TD)  
132, Adams, GB at SF 09/26 (12 rec., 1 TD)  
130, Kupp, LAR at NYG 10/17 (9 rec., 2 TD)  
130, Claypool, PIT vs. DEN 10/10 (5 rec., 1 TD)  
128, Ju. Jones, TEN at SEA 09/19 (ot) (6 rec., 0 TD)  
128, Kamara, NO at SEA 10/25 (10 rec., 1 TD)  
126, D.J. Moore, CAR at HOU 09/23 (8 rec., 0 TD)  
126, Thielen, MIN at CAR 10/17 (ot) (11 rec., 1 TD)  
126, Patterson, ATL at NO 11/07 (6 rec., 0 TD)  
125, Brown, BAL vs. IND 10/11 (ot) (9 rec., 2 TD)  
125, Mooney, CHI vs. DET 10/03 (5 rec., 0 TD)  
124, Jefferson, MIN vs. DET 10/10 (7 rec., 0 TD)  
124, Brown, TB vs. MIA 10/10 (7 rec., 2 TD)  
123, Pittman, IND vs. LAR 09/19 (8 rec., 0 TD)  
123, McLaurin, WAS at ATL 10/03 (6 rec., 2 TD)  
122, Williams, LAC at KC 09/26 (7 rec., 2 TD)  
122, Smith, PHI vs. KC 10/03 (7 rec., 0 TD)  
122, Cooper, DAL at MIN 10/31 (8 rec., 1 TD)  
122, Kupp, LAR at SF 11/15 (11 rec., 0 TD)  
122, McLaurin, WAS at GB 10/24 (7 rec., 1 TD)  
121, Adams, GB vs. DET 09/20 (8 rec., 0 TD)  
121, Brown, TB vs. DAL 09/09 (5 rec., 1 TD)  
120, Sutton, DEN at PIT 10/10 (7 rec., 1 TD)  
120, D. Jackson, LAR vs. TB 09/26 (3 rec., 1 TD)  
119, K. Pitts, ATL vs. NYJ 10/10 (9 rec., 1 TD)  
119, Kelce, KC at LV 11/14 (8 rec., 0 TD)  
118, Jefferson, MIN vs. SEA 09/26 (9 rec., 1 TD)  
118, Boyd, CIN vs. JAX 09/30 (9 rec., 0 TD)  
117, Watkins, PHI vs. SF 09/19 (2 rec., 0 TD)  
117, Knox, BUF at KC 10/10 (3 rec., 1 TD)  
116, Golladay, NYG at NO 10/03 (ot) (6 rec., 0 TD)  
116, Smith, PHI vs. LAC 11/07 (5 rec., 1 TD)  
116, Brown, BAL vs. MIN 11/07 (ot) (9 rec., 0 TD)  
116, Taylor, IND at BAL 10/11 (ot) (3 rec., 1 TD)  
115, Kupp, LAR at HOU 10/31 (7 rec., 1 TD)  
115, Gesicki, MIA at JAX 10/17 (8 rec., 0 TD)  
115, Raymond, DET at LAR 10/24 (6 rec., 0 TD)  
114, Moore, ARI vs. MIN 09/19 (7 rec., 1 TD)  
114, Diggs, BUF vs. HOU 10/03 (7 rec., 0 TD)  
113, Shepard, NYG vs. DEN 09/12 (7 rec., 1 TD)  
113, Ruggs III, LV at PIT 09/19 (5 rec., 1 TD)  
113, Evans, TB vs. MIA 10/10 (6 rec., 2 TD)  
113, D.J. Moore, CAR at DAL 10/03 (8 rec., 2 TD)  
113, Brown, BAL vs. KC 09/19 (6 rec., 1 TD)  
112, Cooks, HOU vs. CAR 09/23 (9 rec., 0 TD)  
112, Lamb, DAL at MIN 10/31 (6 rec., 0 TD)  
112, Green, ARI at JAX 09/26 (5 rec., 0 TD)  
111, C. Davis, NYJ vs. TEN 10/03 (ot) (4 rec., 1 TD)  
111, Godwin, TB vs. CHI 10/24 (8 rec., 1 TD)  
110, Beasley, BUF vs. MIA 10/31 (10 rec., 0 TD)  
109, Kelce, KC at BAL 09/19 (7 rec., 1 TD)  
109, C. Moore, HOU vs. NE 10/10 (5 rec., 1 TD)

109, Andrews, BAL at DET 09/26 (5 rec., 0 TD)  
108, Kupp, LAR vs. CHI 09/12 (7 rec., 1 TD)  
108, Allen, LAC vs. DAL 09/19 (4 rec., 0 TD)  
107, Metcalf, SEA at MIN 09/26 (6 rec., 1 TD)  
107, McLaurin, WAS vs. NYG 09/16 (11 rec., 1 TD)  
106, Evans, TB at LAR 09/26 (8 rec., 0 TD)  
105, Godwin, TB vs. DAL 09/09 (9 rec., 1 TD)  
105, Waller, LV vs. BAL 09/13 (ot) (10 rec., 1 TD)  
105, Pittman, IND at SF 10/24 (4 rec., 1 TD)  
105, D. Johnson, PIT vs. LV 09/19 (9 rec., 0 TD)  
105, Davis, BUF at NYJ 11/14 (3 rec., 0 TD)  
104, Kirk, ARI at JAX 09/26 (7 rec., 0 TD)  
104, Kelce, KC vs. LAC 09/26 (7 rec., 0 TD)  
104, Lamb, DAL at TB 09/09 (7 rec., 1 TD)  
104, Allen, LAC at PHI 11/07 (12 rec., 0 TD)  
102, Harris, PIT vs. CIN 09/26 (14 rec., 0 TD)  
101, Darre. Williams, KC at LV 11/14 (9 rec., 1 TD)  
101, Peoples-Jones, CLE vs. ARI 10/17 (4 rec., 2 TD)  
101, Kittle, SF vs. ARI 11/07 (6 rec., 1 TD)  
101, Chase, CIN vs. MIN 09/12 (ot) (5 rec., 1 TD)  
100, M. Jones, JAX vs. MIA 10/17 (7 rec., 1 TD)  
100, Lockett, SEA at IND 09/12 (4 rec., 2 TD)  
100, Allen, LAC at WAS 09/12 (9 rec., 0 TD)  
100, Samuel, SF vs. IND 10/24 (7 rec., 1 TD)  
100, M. Johnson, TEN vs. NO 11/14 (5 rec., 0 TD)

**WEEK 10 / THROUGH MONDAY, NOVEMBER 15, 2021**

**100-Yard Rushing Games**

182, Henry, TEN at SEA 09/19 (ot) (35 att., 3 TD)  
172, Taylor, IND vs. NYJ 11/04 (19 att., 2 TD)  
161, Chubb, CLE at LAC 10/10 (21 att., 1 TD)  
157, Henry, TEN at NYJ 10/03 (ot) (33 att., 1 TD)  
149, J. Robinson, JAX vs. TEN 10/10 (18 att., 1 TD)  
146, D. Johnson, CLE vs. DEN 10/21 (22 att., 1 TD)  
145, Taylor, IND vs. HOU 10/17 (14 att., 2 TD)  
143, Henry, TEN vs. BUF 10/18 (20 att., 3 TD)  
143, Elliott, DAL vs. CAR 10/03 (20 att., 1 TD)  
140, Cook, MIN at CAR 10/17 (ot) (29 att., 1 TD)  
137, Mitchell, SF at CHI 10/31 (18 att., 1 TD)  
137, Chubb, CLE at CIN 11/07 (14 att., 2 TD)  
131, Cook, MIN at ARI 09/19 (22 att., 0 TD)  
130, Swift, DET at PIT 11/14 (ot) (33 att., 0 TD)  
130, Henry, TEN at JAX 10/10 (29 att., 3 TD)  
127, Mixon, CIN vs. MIN 09/12 (ot) (29 att., 1 TD)  
122, Harris, PIT vs. DEN 10/10 (23 att., 1 TD)  
120, Edmonds, ARI at LAR 10/03 (12 att., 0 TD)  
120, Kamara, NO vs. NYG 10/03 (ot) (26 att., 0 TD)  
120, Jackson, BAL vs. MIN 11/07 (ot) (21 att., 0 TD)  
117, Ekeler, LAC vs. LV 10/04 (15 att., 1 TD)  
116, Taylor, IND vs. JAX 11/14 (21 att., 1 TD)  
113, Henry, TEN vs. IND 09/26 (28 att., 0 TD)  
113, Mattison, MIN vs. DET 10/10 (25 att., 0 TD)  
112, Mattison, MIN vs. SEA 09/26 (26 att., 0 TD)  
111, Barber, LV vs. MIA 09/26 (ot) (23 att., 1 TD)  
111, J. Williams, DEN at DAL 11/07 (17 att., 0 TD)  
110, Cook, MIN at BAL 11/07 (ot) (17 att., 0 TD)  
110, Elliott, DAL vs. NYG 10/10 (21 att., 1 TD)  
109, Pollard, DAL at LAC 09/19 (13 att., 1 TD)  
108, Montgomery, CHI at LAR 09/12 (16 att., 1 TD)  
107, Mitchell, SF vs. IND 10/24 (18 att., 1 TD)  
107, Taylor, IND at SF 10/24 (18 att., 1 TD)  
107, Jackson, BAL vs. KC 09/19 (16 att., 2 TD)  
106, Harris, NE vs. NYJ 10/24 (14 att., 2 TD)  
106, Montgomery, CHI vs. DET 10/03 (23 att., 2 TD)  
105, Harris, PIT vs. DET 11/14 (ot) (26 att., 0 TD)  
104, Mitchell, SF at DET 09/12 (19 att., 1 TD)  
103, Jones, GB at CIN 10/10 (ot) (14 att., 0 TD)  
103, Taylor, IND at MIA 10/03 (16 att., 1 TD)  
103, Fields, CHI vs. SF 10/31 (10 att., 1 TD)  
102, Edwards-Helaine, KC at PHI 10/03 (14 att., 0 TD)  
101, Harris, NE vs. DAL 10/17 (ot) (18 att., 1 TD)  
101, Hubbard, CAR vs. PHI 10/10 (24 att., 0 TD)  
101, Gordon, DEN at NYG 09/12 (11 att., 1 TD)  
101, Collins, SEA at PIT 10/17 (ot) (20 att., 1 TD)  
100, Herbert, CHI at TB 10/24 (18 att., 0 TD)  
100, Chubb, CLE at MIN 10/03 (21 att., 0 TD)  
100, Harris, NE vs. MIA 09/12 (23 att., 0 TD)  
100, Edwards-Helaine, KC vs. LAC 09/26 (17 att., 0 TD)  
100, Stevenson, NE vs. CLE 11/14 (20 att., 2 TD)



**WEEK 10 / THROUGH MONDAY, NOVEMBER 15, 2021**

**NFL / LEADING PASSERS**

	Pct				Avg		Pct			Pct	Rating
Player, Team	Att	Comp	Comp	Yds	Gain	TD	TD	Long	Int	Int	Points
Prescott, Dal.	286	201	70.3	2341	8.19	20	7.0	49t	5	1.7	110.8
K. Murray, Ariz	256	186	72.7	2276	8.89	17	6.6	77t	7	2.7	110.4
Brady, T.B.	377	254	67.4	2870	7.61	27	7.2	62t	7	1.9	106.1
Stafford, LA-R	362	245	67.7	3014	8.33	24	6.6	75t	8	2.2	106.1
Wilson, Sea.	165	110	66.7	1357	8.22	10	6.1	69t	3	1.8	104.5
Cousins, Min.	339	231	68.1	2434	7.18	18	5.3	64t	2	0.6	104.0
J. Winston, N.O.	161	95	59.0	1170	7.27	14	8.7	72t	3	1.9	102.8
Burrow, Cin.	286	195	68.2	2497	8.73	20	7.0	82t	11	3.8	102.6
Aa. Rodgers, G.B.	295	196	66.4	2186	7.41	17	5.8	59	4	1.4	101.9
Allen, Buf.	347	230	66.3	2602	7.50	19	5.5	61	6	1.7	99.6
Bridgewater, Den.	321	222	69.2	2389	7.44	14	4.4	64	5	1.6	98.8
Wentz, Ind.	334	212	63.5	2378	7.12	17	5.1	76t	3	0.9	97.9
Garoppolo, S.F.	232	154	66.4	1936	8.34	10	4.3	83	5	2.2	97.6
Carr, L.V.	347	235	67.7	2826	8.14	15	4.3	61t	8	2.3	97.3
Mahomes, K.C.	412	271	65.8	2940	7.14	25	6.1	75t	10	2.4	96.7
Herbert, LA-C	353	231	65.4	2545	7.21	19	5.4	72t	7	2.0	96.3
Mayfield, Cle.	246	161	65.4	1990	8.09	9	3.7	71t	4	1.6	95.7
*M. Jones, N.E.	323	223	69.0	2333	7.22	13	4.0	75t	7	2.2	94.1
Ryan, Atl.	322	218	67.7	2274	7.06	15	4.7	64	8	2.5	93.1
Jackson, Bal.	309	199	64.4	2447	7.92	14	4.5	49t	8	2.6	93.1
Hurts, Phi.	296	184	62.2	2159	7.29	13	4.4	91	5	1.7	91.9
Tannehill, Ten.	316	210	66.5	2358	7.46	12	3.8	57t	8	2.5	90.7
Roethlisberger, Pit.	299	196	65.6	1986	6.64	10	3.3	59	4	1.3	90.0
D. Jones, NY-G	293	190	64.8	2059	7.03	8	2.7	54t	5	1.7	87.4
Heinicke, Was.	306	201	65.7	2184	7.14	12	3.9	73t	9	2.9	87.4
Tagovailoa, Mia.	170	111	65.3	1198	7.05	7	4.1	64	5	2.9	87.3
Goff, Det.	333	220	66.1	2109	6.33	8	2.4	63t	6	1.8	84.0
*Mills, Hou.	209	140	67.0	1357	6.49	7	3.3	67t	8	3.8	80.2
Brissett, Mia.	225	141	62.7	1283	5.70	5	2.2	52	4	1.8	78.1
M. White, NY-J	132	88	66.7	953	7.22	5	3.8	28	8	6.1	75.1
*Lawrence, Jac.	331	192	58.0	1983	5.99	8	2.4	58	9	2.7	72.1
Darnold, Car.	306	182	59.5	1986	6.49	7	2.3	57t	11	3.6	71.3
*Fields, Chi.	187	111	59.4	1282	6.86	4	2.1	64	8	4.3	69.4
*Z. Wilson, NY-J	181	104	57.5	1168	6.45	4	2.2	54	9	5.0	63.5

**NFL / LEADING PASSERS, RANKS**

Player, Team	Att	Comp	Pct	Yds	Avg	TD	Pct	TD	Long	Int	Pct	Rating
Prescott, Dal.	22t	14t	2	13	6	4t	3t		9t	10		1
K. Murray, Ariz	24	22	1	15	1	9t	5		17t	26		2
Brady, T.B.	2	2	10	3	10	1	2		17t	14		3
Stafford, LA-R	3	3	9	1	4	3	6		21t	19		4
Wilson, Sea.	32	31	12t	27t	5	21t	8		2t	13		5
Cousins, Min.	7	5t	6	9	20	8	12		1	1		6
J. Winston, N.O.	33	33	32	32	16	14t	1		2t	15		7
Burrow, Cin.	22t	19	5	7	2	4t	3t		33t	31		8
Aa. Rodgers, G.B.	20	17t	15	17	14	9t	9		5t	4		9
Allen, Buf.	5t	7	17	5	11	6t	10		15t	9		10
Bridgewater, Den.	13	9	3	10	13	14t	17		9t	5		11
Wentz, Ind.	8	12	27	11	23	9t	13		2t	2		12
Garoppolo, S.F.	26	26	16	26	3	21t	19		9t	17		13
Carr, L.V.	5t	4	7	4	7	12t	18		21t	20		14
Mahomes, K.C.	1	1	19	2	22	2	7		32	21		15
Herbert, LA-C	4	5t	23	6	19	6t	11		17t	16		16
Mayfield, Cle.	25	25	22	22	8	24	25		5t	6		17
*M. Jones, N.E.	11	8	4	14	17	17t	21		17t	18		18
Ryan, Atl.	12	11	8	16	24	12t	14		21t	22		19
Jackson, Bal.	15	16	26	8	9	14t	15		21t	24		20
Hurts, Phi.	19	23	29	19	15	17t	16		9t	7		21
Tannehill, Ten.	14	13	14	12	12	19t	23		21t	23		22
Roethlisberger, Pit.	18	17t	21	23t	28	21t	27		5t	3		23
D. Jones, NY-G	21	21	25	21	26	25t	28		9t	8		24
Heinicke, Was.	16t	14t	20	18	21	19t	22		29t	27t		25
Tagovailoa, Mia.	31	29t	24	31	25	28t	20		9t	27t		26
Goff, Det.	9	10	18	20	32	25t	30		15t	12		27
*Mills, Hou.	28	28	11	27t	29	28t	26		21t	30		28
Brissett, Mia.	27	27	28	29	34	31t	32		5t	11		29
M. White, NY-J	34	34	12t	34	18	31t	24		21t	34		30
*Lawrence, Jac.	10	20	33	25	33	25t	29		29t	25		31
Darnold, Car.	16t	24	30	23t	30	28t	31		33t	29		32
*Fields, Chi.	29	29t	31	30	27	35t	34		21t	32		33
*Z. Wilson, NY-J	30	32	34	33	31	35t	33		29t	33		34

**WEEK 10 / THROUGH MONDAY, NOVEMBER 15, 2021****NFL / FOURTH-QUARTER PASSING LEADERS**

Rank	Player, Team	Att	Comp	Comp%	Yards	YPA	TD	TD%	Int	Int%	Rating
1)	Mahomes, K.C.	82	54	65.9	676	8.24	9	11.0	1	1.2	122.8
2)	Stafford, LA-R	78	55	70.5	579	7.42	6	7.7	0	0.0	117.4
3)	Siemian, N.O.	37	24	64.9	281	7.59	3	8.1	0	0.0	114.8
4)	Brady, T.B.	87	62	71.3	707	8.13	6	6.9	1	1.1	113.5
5)	K. Murray, Ariz	43	35	81.4	416	9.67	2	4.7	1	2.3	112.8
6)	Allen, Buf.	70	52	74.3	553	7.90	3	4.3	0	0.0	111.2
7)	Hurts, Phi.	77	48	62.3	582	7.56	5	6.5	0	0.0	107.2
8)	J. Winston, N.O.	30	15	50.0	241	8.03	4	13.3	1	3.3	102.9
9)	Prescott, Dal.	64	42	65.6	467	7.30	4	6.3	1	1.6	101.5
10)	Tannehill, Ten.	74	53	71.6	533	7.20	2	2.7	0	0.0	100.8
11)	*M. Jones, N.E.	71	48	67.6	508	7.15	5	7.0	2	2.8	100.0
12)	Herbert, LA-C	101	63	62.4	816	8.08	6	5.9	2	2.0	99.3
13)	Roethlisberger, Pit.	92	64	69.6	666	7.24	3	3.3	1	1.1	96.6
14)	J. Johnson, NY-J	25	17	68.0	163	6.52	2	8.0	1	4.0	95.9
15)	Tagovailoa, Mia.	45	32	71.1	431	9.58	3	6.7	3	6.7	95.7
16)	Bridgewater, Den.	92	63	68.5	680	7.39	5	5.4	3	3.3	94.5
17)	M. White, NY-J	39	23	59.0	233	5.97	2	5.1	0	0.0	93.2
18)	Aa. Rodgers, G.B.	54	30	55.6	415	7.69	2	3.7	0	0.0	92.7
19)	Wentz, Ind.	90	54	60.0	702	7.80	3	3.3	1	1.1	91.1
20)	Carr, L.V.	87	58	66.7	715	8.22	2	2.3	2	2.3	90.0
21)	Garoppolo, S.F.	49	33	67.3	425	8.67	3	6.1	3	6.1	89.2
22)	*Z. Wilson, NY-J	62	37	59.7	510	8.23	3	4.8	2	3.2	88.8
23)	Wilson, Sea.	43	26	60.5	308	7.16	2	4.7	1	2.3	88.1
24)	Brissett, Mia.	50	33	66.0	310	6.20	2	4.0	1	2.0	87.9
25)	Jackson, Bal.	84	53	63.1	636	7.57	4	4.8	3	3.6	87.2
26)	Cousins, Min.	102	68	66.7	735	7.21	1	1.0	1	1.0	86.8
27)	Mayfield, Cle.	56	32	57.1	414	7.39	2	3.6	1	1.8	85.0
28)	Darnold, Car.	76	47	61.8	529	6.96	3	3.9	2	2.6	84.8
29)	*Lance, S.F.	24	12	50.0	138	5.75	1	4.2	0	0.0	81.6
30)	Smith, Sea.	38	25	65.8	242	6.37	1	2.6	1	2.6	81.3
31)	*Mills, Hou.	81	53	65.4	536	6.62	3	3.7	3	3.7	81.1
32)	Goff, Det.	132	89	67.4	840	6.36	2	1.5	3	2.3	80.4
33)	Burrow, Cin.	59	38	64.4	448	7.59	5	8.5	5	8.5	80.3
34)	D. Jones, NY-G	92	52	56.5	512	5.57	2	2.2	0	0.0	79.6
35)	Ryan, Atl.	76	51	67.1	541	7.12	3	3.9	4	5.3	78.9
36)	Heinicke, Was.	105	66	62.9	726	6.91	4	3.8	5	4.8	76.1
37)	Love, G.B.	25	15	60.0	156	6.24	1	4.0	1	4.0	74.8
38)	*Lawrence, Jac.	119	69	58.0	693	5.82	2	1.7	3	2.5	69.8
39)	*Fields, Chi.	53	30	56.6	346	6.53	2	3.8	3	5.7	65.4

**NFL / THIRD-DOWN PASSING LEADERS**

Rank	Player, Team	Att	Comp	Comp%	Yards	YPA	TD	TD%	Int	Int%	Rating
1)	K. Murray, Ariz	58	38	65.5	559	9.64	8	13.8	2	3.4	122.1
2)	Prescott, Dal.	68	45	66.2	596	8.76	5	7.4	1	1.5	112.1
3)	Stafford, LA-R	78	50	64.1	740	9.49	6	7.7	2	2.6	110.0
4)	Brady, T.B.	79	46	58.2	574	7.27	11	13.9	2	2.5	109.9
5)	Wentz, Ind.	91	56	61.5	723	7.95	7	7.7	1	1.1	107.5
6)	Aa. Rodgers, G.B.	73	45	61.6	572	7.84	7	9.6	2	2.7	106.6
7)	Allen, Buf.	77	42	54.5	546	7.09	9	11.7	2	2.6	105.2
8)	Herbert, LA-C	93	58	62.4	739	7.95	7	7.5	2	2.2	103.3
9)	Cousins, Min.	99	64	64.6	774	7.82	4	4.0	0	0.0	102.0
10)	Ryan, Atl.	89	61	68.5	628	7.06	7	7.9	3	3.4	100.8
11)	D. Jones, NY-G	79	48	60.8	647	8.19	2	2.5	0	0.0	95.3
12)	Burrow, Cin.	79	53	67.1	716	9.06	6	7.6	5	6.3	94.7
13)	Garoppolo, S.F.	59	36	61.0	570	9.66	4	6.8	3	5.1	94.6
14)	Hurts, Phi.	66	34	51.5	457	6.92	4	6.1	0	0.0	94.1
15)	Mahomes, K.C.	87	57	65.5	697	8.01	8	9.2	6	6.9	92.0
16)	Roethlisberger, Pit.	91	57	62.6	632	6.95	6	6.6	3	3.3	91.5
17)	*M. Jones, N.E.	84	54	64.3	592	7.05	4	4.8	2	2.4	91.0
18)	Bridgewater, Den.	89	60	67.4	637	7.16	3	3.4	2	2.2	90.0
19)	Carr, L.V.	77	47	61.0	770	10.00	5	6.5	5	6.5	89.2
20)	Goff, Det.	78	49	62.8	485	6.22	3	3.8	2	2.6	82.5
21)	*Mills, Hou.	57	38	66.7	365	6.40	3	5.3	3	5.3	79.9
22)	Heinicke, Was.	73	41	56.2	482	6.60	3	4.1	3	4.1	73.0
23)	Tannehill, Ten.	95	59	62.1	624	6.57	5	5.3	6	6.3	72.4
24)	Brissett, Mia.	59	34	57.6	282	4.78	1	1.7	1	1.7	68.6
25)	Mayfield, Cle.	57	30	52.6	335	5.88	2	3.5	3	5.3	60.2
26)	Darnold, Car.	80	43	53.8	378	4.73	2	2.5	3	3.8	59.3
27)	*Lawrence, Jac.	85	36	42.4	429	5.05	1	1.2	1	1.2	57.4
28)	Jackson, Bal.	63	33	52.4	358	5.68	3	4.8	5	7.9	52.2
29)	*Fields, Chi.	52	29	55.8	326	6.27	0	0.0	5	9.6	35.1

**WEEK 10 / THROUGH MONDAY, NOVEMBER 15, 2021****NFL / LEADING RUSHERS**

Rank	Player, Team	Att	Yards	Avg	Long	TD
1t)	Henry, Ten.	219	937	4.3	76t	10
1t)	Taylor, Ind.	161	937	5.8	83	9
3)	Chubb, Cle.	120	721	6.0	70t	6
4)	Elliott, Dal.	142	663	4.7	47	7
5)	Cook, Min.	139	648	4.7	66	3
6)	*Harris, Pit.	176	646	3.7	20	4
7)	Jackson, Bal. (QB)	106	639	6.0	31	2
8)	Mixon, Cin.	150	636	4.2	27	7
9)	Henderson, LA-R	126	593	4.7	29	5
10)	*Mitchell, S.F.	116	560	4.8	39	3
11t)	Harris, N.E.	133	547	4.1	35	7
11t)	Hurts, Phi. (QB)	97	547	5.6	31	5
13)	Jones, G.B.	123	541	4.4	57	3
14)	J. Robinson, Jac.	100	539	5.4	58	6
15)	Kamara, N.O.	146	530	3.6	23t	3
16)	Ekeler, LA-C	112	523	4.7	28	5
17)	Gordon, Den.	118	522	4.4	70t	5
18)	*J. Williams, Den.	103	514	5.0	49	1
19)	Gibson, Was.	135	506	3.7	27	5
20)	Conner, Ariz	125	493	3.9	35	11
21)	Fournette, T.B.	112	486	4.3	21	4
22)	Pollard, Dal.	83	445	5.4	28	1
23)	Edmonds, Ariz	76	430	5.7	54	1
24t)	Dillon, G.B.	97	421	4.3	36	2
24t)	*Hubbard, Car.	120	421	3.5	26	3
26)	Swift, Det.	123	419	3.4	21	3
27)	Ingram, Hou.-N.O.	121	411	3.4	24	2
28)	Singletary, Buf.	80	398	5.0	46t	2
29)	Montgomery, Chi.	82	372	4.5	41	3
30)	*Michael Carter, NY-J	102	367	3.6	18	4
31)	*Herbert, Chi.	85	364	4.3	29	1
32)	Hunt, Cle.	69	361	5.2	33	5
33)	McCaffrey, Car.	79	348	4.4	18	1
34)	Collins, Sea.	84	345	4.1	25	2
35)	Gaskin, Mia.	100	344	3.4	18	1
36)	Darre. Williams, K.C.	95	343	3.6	21	4
37)	Allen, Buf. (QB)	59	322	5.5	34	3
38)	Booker, NY-G	85	315	3.7	20	2
39)	J. Williams, Det.	71	312	4.4	20	2
40)	Edwards-Helaire, K.C.	65	304	4.7	17	0
41)	Patterson, Atl.	77	303	3.9	14	2
42)	Sanders, Phi.	63	300	4.8	24	0
43)	Jacobs, L.V.	80	296	3.7	15t	5
44)	D. Johnson, Cle.	56	294	5.3	24	2
45)	Michel, LA-R	76	291	3.8	15	1
46t)	M. Davis, Atl.	88	289	3.3	18	1
46t)	Mattison, Min.	78	289	3.7	48	0
48)	*Fields, Chi. (QB)	52	288	5.5	22t	2
49)	Moss, Buf.	72	260	3.6	17	4
50)	D. Jones, NY-G (QB)	50	258	5.2	46	2

**WEEK 10 / THROUGH MONDAY, NOVEMBER 15, 2021****NFL / THIRD-AND-ONE RUSHING LEADERS**

Rank	Player, Team	Att	FD	Pct
1t)	J. Williams, Det.	6	6	100.0
1t)	Harris, N.E.	5	5	100.0
1t)	*M. Jones, N.E.	5	5	100.0
1t)	Carson, Sea.	4	4	100.0
1t)	Garoppolo, S.F.	4	4	100.0
1t)	Penny, NY-G	4	4	100.0
1t)	Bridgewater, Den.	3	3	100.0
1t)	Brissett, Mia.	3	3	100.0
1t)	Burton, K.C.	3	3	100.0
1t)	*Fields, Chi.	3	3	100.0
1t)	*Gainwell, Phi.	3	3	100.0
1t)	Herbert, LA-C	3	3	100.0
1t)	Jones, G.B.	3	3	100.0
1t)	R. Jones, T.B.	3	3	100.0
15)	Henry, Ten.	9	8	88.9
16)	Dillon, G.B.	6	5	83.3
17)	Gibson, Was.	11	9	81.8
18t)	Carr, L.V.	5	4	80.0
18t)	Darnold, Car.	5	4	80.0
18t)	Tannehill, Ten.	5	4	80.0
21)	Fournette, T.B.	9	7	77.8
22t)	Conner, Ariz	12	9	75.0
22t)	Taylor, Ind.	8	6	75.0
22t)	Allen, Buf.	4	3	75.0
22t)	Booker, NY-G	4	3	75.0
22t)	*Hubbard, Car.	4	3	75.0
22t)	Hurts, Phi.	4	3	75.0
22t)	Pollard, Dal.	4	3	75.0
22t)	Darre. Williams, K.C.	4	3	75.0
22t)	J. Winston, N.O.	4	3	75.0
31)	Elliott, Dal.	7	5	71.4
32)	D. Jones, NY-G	5	3	60.0
33)	Ingram, Hou.-N.O.	7	4	57.1
34t)	*Harris, Pit.	6	3	50.0
34t)	Mixon, Cin.	6	3	50.0



**WEEK 10 / THROUGH MONDAY, NOVEMBER 15, 2021****NFL / LEADERS IN RECEPTIONS**

Rank	Player, Team	Rec	Yards	Avg	Long	TD
1)	Kupp, LA-R	85	1141	13.4	59	10
2)	Hill, K.C.	75	855	11.4	75t	8
3t)	Adams, G.B.	65	864	13.3	59	3
3t)	Allen, LA-C	65	698	10.7	42	2
5)	Kelce, K.C. (TE)	62	747	12.0	46t	5
6)	*Waddle, Mia.	60	557	9.3	36	3
7t)	Godwin, T.B.	57	717	12.6	44	4
7t)	D.J. Moore, Car.	57	701	12.3	39	3
7t)	Cooks, Hou.	57	641	11.2	52	2
10)	Diggs, Buf.	56	750	13.4	61	4
11t)	Jefferson, Min.	55	775	14.1	50t	4
11t)	Pittman, Ind.	55	729	13.3	57	5
13)	Samuel, S.F.	54	979	18.1	83	5
14)	Beasley, Buf.	53	461	8.7	29t	1
15t)	Brown, Bal.	52	719	13.8	49t	6
15t)	D. Johnson, Pit.	52	613	11.8	50t	3
15t)	Renfrow, L.V.	52	494	9.5	27	4
18t)	Thielen, Min.	50	542	10.8	35	7
18t)	Meyers, N.E.	50	483	9.7	27	1
18t)	Swift, Det. (RB)	50	420	8.4	63t	2
21)	McLaurin, Was.	49	632	12.9	40t	4
22t)	Andrews, Bal. (TE)	48	623	13.0	41	4
22t)	Hockenson, Det. (TE)	48	448	9.3	33	2
24t)	Lamb, Dal.	47	726	15.4	49t	6
24t)	Kirk, Ariz	47	603	12.8	50	4
26)	Woods, LA-R	45	556	12.4	28	4
27t)	*Chase, Cin.	44	835	19.0	82t	7
27t)	Cooper, Dal.	44	583	13.3	35t	5
27t)	Gesicki, Mia. (TE)	44	529	12.0	40	2
27t)	Waller, L.V. (TE)	44	494	11.2	33	2
27t)	*Harris, Pit. (RB)	44	317	7.2	25t	2
32t)	Sutton, Den.	43	617	14.3	55	2
32t)	Lockett, Sea.	43	602	14.0	69t	3
34t)	Metcalfe, Sea.	42	606	14.4	84t	8
34t)	*Smith, Phi.	42	603	14.4	37	4
34t)	Fant, Den. (TE)	42	379	9.0	26	3
37t)	Williams, LA-C	41	608	14.8	72t	6
37t)	Evans, T.B.	41	606	14.8	46	9
37t)	A.J. Brown, Ten.	41	567	13.8	57t	3
40t)	*K. Pitts, Atl. (TE)	40	606	15.2	39	1
40t)	Hardman, K.C.	40	399	10.0	49	1
42t)	Patterson, Atl. (RB)	39	473	12.1	64	5
42t)	Ekeler, LA-C (RB)	39	340	8.7	20	4
44t)	Schultz, Dal. (TE)	38	438	11.5	30	3
44t)	M. Jones, Jac.	38	434	11.4	33	3
44t)	Boyd, Cin.	38	409	10.8	33	2
44t)	Higbee, LA-R (TE)	38	344	9.1	37	3
44t)	Fournette, T.B. (RB)	38	284	7.5	23	0
44t)	Gaskin, Mia. (RB)	38	202	5.3	24t	3
50t)	T. Patrick, Den.	37	523	14.1	44t	4
50t)	McKissic, Was. (RB)	37	367	9.9	56	1
50t)	Jones, G.B. (RB)	37	298	8.1	26	4

**WEEK 10 / THROUGH MONDAY, NOVEMBER 15, 2021****NFL / RECEIVING YARDAGE LEADERS**

Rank	Player, Team	Yards	Rec	Avg	Long	TD
1)	Kupp, LA-R	1141	85	13.4	59	10
2)	Samuel, S.F.	979	54	18.1	83	5
3)	Adams, G.B.	864	65	13.3	59	3
4)	Hill, K.C.	855	75	11.4	75t	8
5)	*Chase, Cin.	835	44	19.0	82t	7
6)	Jefferson, Min.	775	55	14.1	50t	4
7)	Diggs, Buf.	750	56	13.4	61	4
8)	Kelce, K.C. (TE)	747	62	12.0	46t	5
9)	Pittman, Ind.	729	55	13.3	57	5
10)	Lamb, Dal.	726	47	15.4	49t	6
11)	Brown, Bal.	719	52	13.8	49t	6
12)	Godwin, T.B.	717	57	12.6	44	4
13)	D.J. Moore, Car.	701	57	12.3	39	3
14)	Allen, LA-C	698	65	10.7	42	2
15)	Cooks, Hou.	641	57	11.2	52	2
16)	McLaurin, Was.	632	49	12.9	40t	4
17)	Andrews, Bal. (TE)	623	48	13.0	41	4
18)	Sutton, Den.	617	43	14.3	55	2
19)	D. Johnson, Pit.	613	52	11.8	50t	3
20)	Williams, LA-C	608	41	14.8	72t	6
21t)	Evans, T.B.	606	41	14.8	46	9
21t)	Metcalfe, Sea.	606	42	14.4	84t	8
21t)	*K. Pitts, Atl. (TE)	606	40	15.2	39	1
24t)	Kirk, Ariz	603	47	12.8	50	4
24t)	*Smith, Phi.	603	42	14.4	37	4
26)	Lockett, Sea.	602	43	14.0	69t	3
27)	Cooper, Dal.	583	44	13.3	35t	5
28)	A.J. Brown, Ten.	567	41	13.8	57t	3
29)	*Waddle, Mia.	557	60	9.3	36	3
30)	Woods, LA-R	556	45	12.4	28	4
31)	Thielen, Min.	542	50	10.8	35	7
32)	Gesicki, Mia. (TE)	529	44	12.0	40	2
33)	T. Patrick, Den.	523	37	14.1	44t	4
34)	Bourne, N.E.	520	33	15.8	75t	3
35)	Sanders, Buf.	505	30	16.8	41	4
36t)	Renfrow, L.V.	494	52	9.5	27	4
36t)	Waller, L.V. (TE)	494	44	11.2	33	2
38)	Jefferson, LA-R	487	30	16.2	68	3
39)	Hopkins, Ariz	486	35	13.9	55	7
40)	Meyers, N.E.	483	50	9.7	27	1
41)	Patterson, Atl. (RB)	473	39	12.1	64	5
42)	Ruggs III, L.V.	469	24	19.5	61t	2
43)	Beasley, Buf.	461	53	8.7	29t	1
44)	Green, Ariz	460	30	15.3	41t	3
45)	Mooney, Chi.	450	36	12.5	64	2
46)	Hockenson, Det. (TE)	448	48	9.3	33	2
47)	C. Davis, NY-J	442	29	15.2	53t	4
48)	Schultz, Dal. (TE)	438	38	11.5	30	3
49t)	Edwards, L.V.	434	21	20.7	51	2
49t)	M. Jones, Jac.	434	38	11.4	33	3

**WEEK 10 / THROUGH MONDAY, NOVEMBER 15, 2021****NFL / THIRD-DOWN RECEIVING LEADERS**

Rank	Player, Team	Rec	Yards	Avg	Long	TD
1)	Pittman, Ind.	21	331	15.8	57	1
2t)	Jefferson, Min.	20	350	17.5	50t	2
2t)	Hill, K.C.	20	250	12.5	44t	3
4t)	Cooks, Hou.	19	268	14.1	52	1
4t)	Allen, LA-C	19	256	13.5	42	1
6)	*Waddle, Mia.	18	158	8.8	17	0
7)	Renfrow, L.V.	17	184	10.8	25	2
8)	Meyers, N.E.	16	202	12.6	27	0
9t)	Samuel, S.F.	15	312	20.8	83	1
9t)	Kupp, LA-R	15	216	14.4	59	1
9t)	Adams, G.B.	15	196	13.1	50	0
9t)	Kelce, K.C. (TE)	15	176	11.7	30	2
9t)	Fant, Den. (TE)	15	110	7.3	12	1
14t)	D. Johnson, Pit.	14	234	16.7	50t	2
14t)	Diggs, Buf.	14	184	13.1	61	2
14t)	Boyd, Cin.	14	153	10.9	22	2
14t)	D.J. Moore, Car.	14	150	10.7	29	1
14t)	Thielen, Min.	14	136	9.7	19	2
19t)	*Chase, Cin.	13	268	20.6	82t	1
19t)	Woods, LA-R	13	162	12.5	22	1
19t)	Osborn, Min.	13	128	9.8	25	0
19t)	Gesicki, Mia. (TE)	13	127	9.8	20	0
19t)	McNichols, Ten. (RB)	13	127	9.8	27	1
19t)	*Freiermuth, Pit. (TE)	13	92	7.1	14	2
25t)	Robinson, Chi.	12	175	14.6	39	1
25t)	*K. Pitts, Atl. (TE)	12	147	12.3	24	0
25t)	McKissic, Was. (RB)	12	146	12.2	30t	1
25t)	Ridley, Atl.	12	128	10.7	22	1
25t)	Godwin, T.B.	12	125	10.4	25	2
25t)	A.J. Brown, Ten.	12	124	10.3	24t	1
25t)	T. Johnson, NY-J (RB)	12	119	9.9	22t	1
32t)	Claypool, Pit.	11	139	12.6	26	1
32t)	Arnold, Car.-Jac. (TE)	11	124	11.3	28	0
32t)	Bolden, N.E. (RB)	11	123	11.2	28	1
32t)	*Harris, Pit. (RB)	11	109	9.9	25t	1
32t)	*Moore, Ariz	11	79	7.2	18	0
32t)	Bernard, T.B. (RB)	11	53	4.8	10t	2
38t)	C. Wilson, Dal.	10	192	19.2	73t	1
38t)	Cooper, Dal.	10	136	13.6	32	1
38t)	Patterson, Atl. (RB)	10	136	13.6	34	3
38t)	Schultz, Dal. (TE)	10	129	12.9	30	1
38t)	T. Patrick, Den.	10	118	11.8	31	0
38t)	Swift, Det. (RB)	10	114	11.4	63t	1
38t)	Brown, Bal.	10	109	10.9	42t	2
38t)	Shepard, NY-G	10	103	10.3	20	0
38t)	*St. Brown, Det.	10	91	9.1	19	0
38t)	Henry, N.E. (TE)	10	88	8.8	13t	3
38t)	Hockenson, Det. (TE)	10	82	8.2	15	1
38t)	Raymond, Det.	10	63	6.3	12	1
50t)	Harris, N.O.	9	185	20.6	72t	1
50t)	Lamb, Dal.	9	166	18.4	49t	3
50t)	Kirk, Ariz	9	143	15.9	26t	3
50t)	Cobb, G.B.	9	127	14.1	25	2
50t)	Beasley, Buf.	9	112	12.4	29t	1
50t)	*Smith, Phi.	9	108	12.0	19	2
50t)	Higbee, LA-R (TE)	9	97	10.8	26	2
50t)	Mooney, Chi.	9	87	9.7	15	0
50t)	Shenault, Jac.	9	87	9.7	20	0
50t)	Gordon, Den. (RB)	9	61	6.8	21	1

**WEEK 10 / THROUGH MONDAY, NOVEMBER 15, 2021****NFL / LEADING SCORERS, NONKICKERS**

Rank	Player, Team	TD	Rush	Rec	Ret	X2	Pts
1)	Conner, Ariz (RB)	12	11	1	0	0	72
2)	Henry, Ten. (RB)	10	10	0	0	1	62
3t)	Kupp, LA-R (WR)	10	0	10	0	0	60
3t)	Taylor, Ind. (RB)	10	9	1	0	0	60
5)	Ekeler, LA-C (RB)	9	5	4	0	1	56
6t)	Evans, T.B. (WR)	9	0	9	0	0	54
6t)	Mixon, Cin. (RB)	9	7	2	0	0	54
8)	Elliot, Dal. (RB)	8	7	1	0	2	52
9t)	Hill, K.C. (WR)	8	0	8	0	0	48
9t)	Metcalfe, Sea. (WR)	8	0	8	0	0	48
11t)	*Chase, Cin. (WR)	7	0	7	0	0	42
11t)	Gordon, Den. (RB)	7	5	2	0	0	42
11t)	Harris, N.E. (RB)	7	7	0	0	0	42
11t)	Henderson, LA-R (RB)	7	5	2	0	0	42
11t)	Henry, N.E. (TE)	7	0	7	0	0	42
11t)	Hopkins, Ariz (WR)	7	0	7	0	0	42
11t)	Jones, G.B. (RB)	7	3	4	0	0	42
11t)	Kamara, N.O. (RB)	7	3	4	0	0	42
11t)	Patterson, Atl. (RB)	7	2	5	0	0	42
11t)	Samuel, S.F. (WR)	7	2	5	0	0	42
11t)	Thielen, Min. (WR)	7	0	7	0	0	42
22)	Williams, LA-C (WR)	6	0	6	0	1	38
23t)	Brown, Bal. (WR)	6	0	6	0	0	36
23t)	Chubb, Cle. (RB)	6	6	0	0	0	36
23t)	Gibson, Was. (RB)	6	5	1	0	0	36
23t)	*Harris, Pit. (RB)	6	4	2	0	0	36
23t)	Lamb, Dal. (WR)	6	0	6	0	0	36
23t)	J. Robinson, Jac. (RB)	6	6	0	0	0	36
29t)	Hunt, Cle. (RB)	5	5	0	0	1	32
29t)	Woods, LA-R (WR)	5	1	4	0	1	32
31t)	Callaway, N.O. (WR)	5	0	5	0	0	30
31t)	Cooper, Dal. (WR)	5	0	5	0	0	30
31t)	Darnold, Car. (QB)	5	5	0	0	0	30
31t)	Godwin, T.B. (WR)	5	1	4	0	0	30
31t)	Hurts, Phi. (QB)	5	5	0	0	0	30
31t)	Jacobs, L.V. (RB)	5	5	0	0	0	30
31t)	Kelce, K.C. (TE)	5	0	5	0	0	30
31t)	Knox, Buf. (TE)	5	0	5	0	0	30
31t)	Moss, Buf. (RB)	5	4	1	0	0	30
31t)	Pittman, Ind. (WR)	5	0	5	0	0	30
31t)	Swift, Det. (RB)	5	3	2	0	0	30
31t)	Tannehill, Ten. (QB)	5	5	0	0	0	30
31t)	Uzomah, Cin. (TE)	5	0	5	0	0	30
31t)	Darrel Williams, K.C. (RB)	5	4	1	0	0	30
45)	Andrews, Bal. (TE)	4	0	4	0	2	28
46t)	*Gainwell, Phi. (RB)	4	3	1	0	1	26
46t)	*Smith, Phi. (WR)	4	0	4	0	1	26
48t)	Agnew, Jac. (WR)	4	1	1	2	0	24
48t)	Alie-Cox, Ind. (TE)	4	0	4	0	0	24
48t)	Brown, T.B. (WR)	4	0	4	0	0	24
48t)	*Michael Carter, NY-J (RB)	4	4	0	0	0	24
48t)	Cobb, G.B. (WR)	4	0	4	0	0	24
48t)	C. Davis, NY-J (WR)	4	0	4	0	0	24
48t)	Diggs, Buf. (WR)	4	0	4	0	0	24
48t)	Fournette, T.B. (RB)	4	4	0	0	0	24
48t)	*Freiermuth, Pit. (TE)	4	0	4	0	0	24
48t)	Gaskin, Mia. (RB)	4	1	3	0	0	24
48t)	Gronkowski, T.B. (TE)	4	0	4	0	0	24
48t)	Jefferson, Min. (WR)	4	0	4	0	0	24
48t)	Kirk, Ariz (WR)	4	0	4	0	0	24
48t)	McLaurin, Was. (WR)	4	0	4	0	0	24
48t)	*Moore, NY-J (WR)	4	1	3	0	0	24
48t)	Murray, Bal. (RB)	4	4	0	0	0	24
48t)	T. Patrick, Den. (WR)	4	0	4	0	0	24
48t)	Renfrow, L.V. (WR)	4	0	4	0	0	24
48t)	Sanders, Buf. (WR)	4	0	4	0	0	24



**WEEK 10 / THROUGH MONDAY, NOVEMBER 15, 2021****NFL / LEADING SCORERS, KICKERS**

Rank	Player, Team	PAT	FG	Pct	Long	Pts
1)	Folk, N.E.	25/28	22/24	.917	52	91
2)	Bass, Buf.	29/29	19/20	.950	57	86
3)	Gay, LA-R	29/30	18/19	.947	54	83
4)	Bullock, Ten.	27/28	18/20	.900	51	81
5t)	Joseph, Min.	20/21	19/23	.826	55	77
5t)	Prater, Ariz	35/35	14/17	.824	62	77
7t)	Gonzalez, Det.-Car.	15/16	19/21	.905	57	72
7t)	McManus, Den.	18/19	18/21	.857	53	72
9)	Tucker, Bal.	20/20	17/19	.895	66	71
10t)	Butker, K.C.	31/31	13/15	.867	55	70
10t)	Carlson, L.V.	19/21	17/20	.850	55	70
12t)	Boswell, Pit.	15/16	18/19	.947	56	69
12t)	Gano, NY-G	12/12	19/21	.905	55	69
14t)	Elliot, Phi.	25/25	14/16	.875	58	67
14t)	Hopkins, Was.-LA-C	16/19	17/19	.895	50	67
16)	Crosby, G.B.	24/25	14/21	.667	54	66
17t)	McLaughlin, Cle.	24/24	13/15	.867	57	63
17t)	Succop, T.B.	33/35	10/13	.769	48	63
17t)	Zuerlein, Dal.	21/23	14/18	.778	56	63
20)	Koo, Atl.	17/17	15/16	.938	53	62
21)	*McPherson, Cin.	27/27	11/14	.786	53	60
22)	Santos, Chi.	15/16	13/14	.929	47	54
23t)	Sanders, Mia.	17/17	12/16	.750	51	53
23t)	Slye, Hou.-S.F.-Was.	11/14	14/16	.875	56	53
25)	Myers, Sea.	22/23	7/11	.636	53	43
26t)	*Ammendola, NY-J	11/12	10/13	.769	49	41
26t)	Badgley, Ten.-Ind.	20/21	7/ 8	.875	42	41
28)	Blankenship, Ind.	7/ 8	11/14	.786	48	40
29)	Seibert, Det.	5/ 5	10/12	.833	52	35
30)	Gould, S.F.	17/17	5/ 6	.833	52	32
31)	*B. Johnson, Chi.-N.O.	5/ 8	8/ 8	1.000	52	29
32t)	Vizcaino, LA-C	10/15	6/ 7	.857	46	28
32t)	Wright, Jac.	7/ 9	7/10	.700	56	28
34)	Fairbairn, Hou.	3/ 5	6/ 8	.750	53	21
35)	Santoso, Car.-Ten.-Det.	6/ 8	4/ 5	.800	35	18
36)	Rosas, N.O.	13/13	1/ 4	.250	44	16
37)	Blewitt, Was.	2/ 2	2/ 5	.400	52	8
38t)	Hajrullahu, Dal.	5/ 5	0/ 0	---	--	5
38t)	Lambo, Jac.-Pit.	5/ 7	0/ 3	.000	--	5
40)	Parkey, N.O.	3/ 5	0/ 0	---	--	3
41)	Wishnowsky, S.F.	1/ 2	0/ 1	.000	--	1
42)	Pinion, T.B.	0/ 0	0/ 1	.000	--	0

**WEEK 10 / THROUGH MONDAY, NOVEMBER 15, 2021****NFL / TOUCHBACKS ON KICKOFFS**

Rank	Player, Team	TB
1)	Prater, Ariz	47
2t)	Joseph, Min.	42
2t)	Pinion, T.B.	42
4)	Zuerlein, Dal.	40
5)	McManus, Den.	38
6)	Elliott, Phi.	34
7t)	Bass, Buf.	33
7t)	Butker, K.C.	33
7t)	Gay, LA-R	33
10)	*McPherson, Cin.	32
11t)	Hopkins, Was.-LA-C	31
11t)	Tucker, Bal.	31
13)	Bullock, Ten.	30
14t)	Gonzalez, Det.-Car.	28
14t)	Sanchez, Ind.	28
16)	Sanders, Mia.	27
17)	Bailey, N.E.	26
18t)	Carlson, L.V.	25
18t)	Slye, Hou.-S.F.-Was.	25
20)	Santos, Chi.	24
21t)	*Ammendola, NY-J	22
21t)	Gano, NY-G	22
23)	McLaughlin, Cle.	21
24)	Crosby, G.B.	20
25)	Boswell, Pit.	18
26)	Rosas, N.O.	16
27)	Vizcaino, LA-C	13
28t)	*B. Johnson, Chi.-N.O.	12
28t)	Koo, Atl.	12
28t)	Santoso, Car.-Ten.-Det.	12
31)	Myers, Sea.	11
32t)	Cooke, Jac.	9
32t)	Wishnowsky, S.F.	9
34t)	Hajrullahu, Dal.	7
34t)	Lambo, Jac.-Pit.	7
36)	Nizialek, Atl.	6
37t)	Blewitt, Was.	5
37t)	Fairbairn, Hou.	5
37t)	Seibert, Det.	5
40)	Gould, S.F.	4
41t)	Badgley, Ten.-Ind.	2
41t)	Gillikin, N.O.	2
43t)	Folk, N.E.	1
43t)	Parkey, N.O.	1

## NFL / MOST YARDS FROM SCRIMMAGE

Rank	Player, Team	Total			Rushing			Receiving		
		Yards	Att+Rec	Avg	Yards	Att	Avg	Yards	Rec	Avg
1)	Taylor, Ind. (RB)	1240	190	6.5	937	161	5.8	303	29	10.4
2)	Kupp, LA-R (WR)	1136	86	13.2	-5	1	-5.0	1141	85	13.4
3)	Henry, Ten. (RB)	1091	237	4.6	937	219	4.3	154	18	8.6
4)	Samuel, S.F. (WR)	1037	65	16.0	58	11	5.3	979	54	18.1
5)	*Harris, Pit. (RB)	963	220	4.4	646	176	3.7	317	44	7.2
6)	Hill, K.C. (WR)	916	82	11.2	61	7	8.7	855	75	11.4
7)	Adams, G.B. (WR)	864	65	13.3	0	0	---	864	65	13.3
8)	Ekeler, LA-C (RB)	863	151	5.7	523	112	4.7	340	39	8.7
9)	*Chase, Cin. (WR)	842	48	17.5	7	4	1.8	835	44	19.0
10)	Kamara, N.O. (RB)	840	178	4.7	530	146	3.6	310	32	9.7
11t)	Jones, G.B. (RB)	839	160	5.2	541	123	4.4	298	37	8.1
11t)	Swift, Det. (RB)	839	173	4.8	419	123	3.4	420	50	8.4
13)	Elliott, Dal. (RB)	831	168	4.9	663	142	4.7	168	26	6.5
14)	Mixon, Cin. (RB)	830	172	4.8	636	150	4.2	194	22	8.8
15)	Chubb, Cle. (RB)	790	128	6.2	721	120	6.0	69	8	8.6
16)	Jefferson, Min. (WR)	782	57	13.7	7	2	3.5	775	55	14.1
17)	Patterson, Atl. (RB)	776	116	6.7	303	77	3.9	473	39	12.1
18)	Fournette, T.B. (RB)	770	150	5.1	486	112	4.3	284	38	7.5
19)	Cook, Min. (RB)	757	157	4.8	648	139	4.7	109	18	6.1
20)	Lamb, Dal. (WR)	756	52	14.5	30	5	6.0	726	47	15.4
21)	Diggs, Buf. (WR)	750	56	13.4	0	0	---	750	56	13.4
22t)	Henderson, LA-R (RB)	747	149	5.0	593	126	4.7	154	23	6.7
22t)	Kelce, K.C. (TE)	747	62	12.0	0	0	---	747	62	12.0
24)	Pittman, Ind. (WR)	737	57	12.9	8	2	4.0	729	55	13.3
25)	D.J. Moore, Car. (WR)	736	64	11.5	35	7	5.0	701	57	12.3
26)	Brown, Bal. (WR)	724	53	13.7	5	1	5.0	719	52	13.8
27)	Godwin, T.B. (WR)	719	58	12.4	2	1	2.0	717	57	12.6
28)	J. Robinson, Jac. (RB)	699	122	5.7	539	100	5.4	160	22	7.3
29)	Allen, LA-C (WR)	698	65	10.7	0	0	---	698	65	10.7
30)	Gordon, Den. (RB)	683	139	4.9	522	118	4.4	161	21	7.7
31)	*Michael Carter, NY-J (RB)	673	133	5.1	367	102	3.6	306	31	9.9
32)	Gibson, Was. (RB)	664	154	4.3	506	135	3.7	158	19	8.3
33)	*J. Williams, Den. (RB)	650	127	5.1	514	103	5.0	136	24	5.7
34t)	D. Johnson, Pit. (WR)	649	55	11.8	36	3	12.0	613	52	11.8
34t)	Pollard, Dal. (RB)	649	106	6.1	445	83	5.4	204	23	8.9
36)	Cooks, Hou. (WR)	646	58	11.1	5	1	5.0	641	57	11.2
37)	McLaurin, Was. (WR)	644	50	12.9	12	1	12.0	632	49	12.9
38)	Edmonds, Ariz (RB)	641	106	6.0	430	76	5.7	211	30	7.0
39)	Jackson, Bal. (QB)	639	106	6.0	639	106	6.0	0	0	---
40)	*Mitchell, S.F. (RB)	633	125	5.1	560	116	4.8	73	9	8.1
41)	McCaffrey, Car. (RB)	631	109	5.8	348	79	4.4	283	30	9.4
42)	Conner, Ariz (RB)	629	138	4.6	493	125	3.9	136	13	10.5
43)	Andrews, Bal. (TE)	623	48	13.0	0	0	---	623	48	13.0
44t)	Dillon, G.B. (RB)	617	113	5.5	421	97	4.3	196	16	12.3
44t)	Sutton, Den. (WR)	617	43	14.3	0	0	---	617	43	14.3
46t)	Kirk, Ariz (WR)	614	48	12.8	11	1	11.0	603	47	12.8
46t)	Darre. Williams, K.C. (RB)	614	126	4.9	343	95	3.6	271	31	8.7
48)	Harris, N.E. (RB)	610	144	4.2	547	133	4.1	63	11	5.7
49)	Williams, LA-C (WR)	608	41	14.8	0	0	---	608	41	14.8
50t)	Evans, T.B. (WR)	606	41	14.8	0	0	---	606	41	14.8
50t)	Metcalfe, Sea. (WR)	606	42	14.4	0	0	---	606	42	14.4
50t)	*K. Pitts, Atl. (TE)	606	40	15.2	0	0	---	606	40	15.2

**WEEK 10 / THROUGH MONDAY, NOVEMBER 15, 2021****NFL / LEADERS IN FIRST DOWNS**

Rank	Player, Team	Rush	Rec	Tot
1)	Taylor, Ind. (RB)	54	9	63
2)	Henry, Ten. (RB)	49	7	56
3)	Hill, K.C. (WR)	3	51	54
4)	Kupp, LA-R (WR)	0	52	52
5t)	Ekeler, LA-C (RB)	30	20	50
5t)	*Harris, Pit. (RB)	35	15	50
7)	Elliot, Dal. (RB)	36	10	46
8)	Fournette, T.B. (RB)	28	17	45
9t)	Jones, G.B. (RB)	26	17	43
9t)	Kelce, K.C. (TE)	0	43	43
11)	D.J. Moore, Car. (WR)	3	39	42
12)	Adams, G.B. (WR)	0	41	41
13t)	Conner, Ariz (RB)	35	5	40
13t)	Cook, Min. (RB)	36	4	40
13t)	Gibson, Was. (RB)	34	6	40
13t)	Samuel, S.F. (WR)	4	36	40
17t)	Henderson, LA-R (RB)	32	7	39
17t)	Jackson, Bal. (QB)	39	0	39
17t)	Mixon, Cin. (RB)	30	9	39
20t)	Diggs, Buf. (WR)	0	38	38
20t)	Godwin, T.B. (WR)	1	37	38
20t)	Hurts, Phi. (QB)	38	0	38
20t)	Jefferson, Min. (WR)	1	37	38
24t)	Allen, LA-C (WR)	0	37	37
24t)	Chubb, Cle. (RB)	34	3	37
24t)	Dillon, G.B. (RB)	28	9	37
24t)	Patterson, Atl. (RB)	14	23	37
24t)	J. Robinson, Jac. (RB)	30	7	37
24t)	Swift, Det. (RB)	20	17	37
24t)	Darrel Williams, K.C. (RB)	26	11	37
31t)	*Michael Carter, NY-J (RB)	20	16	36
31t)	Kamara, N.O. (RB)	21	15	36
31t)	Lamb, Dal. (WR)	2	34	36
31t)	Pittman, Ind. (WR)	0	36	36
35t)	Andrews, Bal. (TE)	0	35	35
35t)	*Waddle, Mia. (WR)	0	35	35
35t)	Woods, LA-R (WR)	1	34	35
38t)	Gordon, Den. (RB)	28	6	34
38t)	McCaffrey, Car. (RB)	16	18	34
40)	Cooper, Dal. (WR)	0	32	32
41t)	Evans, T.B. (WR)	0	31	31
41t)	Kirk, Ariz (WR)	1	30	31
41t)	McLaurin, Was. (WR)	1	30	31
41t)	Pollard, Dal. (RB)	23	8	31
45t)	*Chase, Cin. (WR)	1	29	30
45t)	Harris, N.E. (RB)	29	1	30
45t)	Hunt, Cle. (RB)	21	9	30
45t)	D. Johnson, Pit. (WR)	1	29	30
45t)	*Mitchell, S.F. (RB)	27	3	30
45t)	*Smith, Phi. (WR)	0	30	30
45t)	J. Williams, Det. (RB)	24	6	30



**WEEK 10 / THROUGH MONDAY, NOVEMBER 15, 2021****NFL / LEADING PUNTERS**

Rank	Player, Team	No	Yards	Lg	Avg	TB	Blk	Dwn	OB	Opp Ret	Yds	In	Net
1)	Cole, L.V.	36	1874	71	52.1	4	0	3	3	18	251	14	42.9
2)	Lee, Ariz	35	1778	62	50.8	4	0	3	1	21	189	9	43.1
3)	Way, Was.	24	1198	66	49.9	1	0	1	2	16	157	6	42.5
4)	Fox, Det.	38	1875	67	49.3	4	0	8	1	17	162	13	43.0
5)	Bailey, N.E.	29	1407	68	48.5	4	2	4	3	10	82	15	40.2
6)	Bojorquez, G.B.	31	1503	82	48.5	2	0	4	5	13	90	11	44.3
7)	Anger, Dal.	26	1260	63	48.5	3	0	1	1	13	74	9	43.3
8)	Morstead, NY-J	23	1108	59	48.2	0	0	2	1	10	119	7	43.0
9)	Long, LA-C	29	1390	69	47.9	1	0	4	2	19	261	9	38.2
10)	Gillikin, N.O.	38	1813	63	47.7	3	0	5	4	16	149	14	42.2
11)	Cooke, Jac.	41	1935	64	47.2	1	1	6	5	12	113	15	42.9
12)	Berry, Min.	42	1972	63	47.0	1	1	5	5	23	157	14	41.7
13)	Dickson, Sea.	49	2296	68	46.9	7	0	7	3	22	158	24	40.8
14)	Johnston, Hou.	48	2247	69	46.8	2	0	6	5	22	145	20	43.0
15)	O'Donnell, Chi.	35	1635	63	46.7	2	0	1	2	21	271	11	37.8
16)	Huber, Cin.	36	1670	61	46.4	4	0	5	5	12	117	15	40.9
17)	Siposs, Phi.	35	1621	68	46.3	2	0	7	3	16	160	10	40.6
18)	Dixon, NY-G	34	1561	63	45.9	3	0	7	4	13	129	11	40.4
19)	Sanchez, Ind.	40	1835	79	45.9	1	0	4	5	20	147	14	41.7
20)	Wishnowsky, S.F.	30	1357	65	45.2	2	0	7	3	8	49	16	42.3
21)	Martin, Den.	41	1854	68	45.2	2	0	6	4	14	107	18	41.6
22)	Gillan, Cle.	31	1392	65	44.9	1	0	2	5	15	109	11	40.7
23)	Koch, Bal.	39	1740	57	44.6	2	0	4	7	15	116	15	40.6
24)	*Harvin, Pit.	40	1774	63	44.4	3	0	4	8	16	154	17	39.0
25)	Palardy, Mia.	47	2076	61	44.2	5	0	8	3	15	114	16	39.6
26)	Haack, Buf.	25	1104	60	44.2	4	1	3	4	10	46	7	37.6
27)	Hekker, LA-R	29	1249	57	43.1	1	0	3	6	5	32	14	41.3
28)	Pinion, T.B.	30	1280	65	42.7	2	0	3	3	12	86	14	38.5

**NFL / LEADING PUNTERS, NET AVERAGE**

Rank	Player, Team	No	Yards	Lg	Avg	TB	Blk	Dwn	OB	Opp Ret	Yds	In	Net
1)	Bojorquez, G.B.	31	1503	82	48.5	2	0	4	5	13	90	11	44.3
2)	Anger, Dal.	26	1260	63	48.5	3	0	1	1	13	74	9	43.3
3)	Lee, Ariz	35	1778	62	50.8	4	0	3	1	21	189	9	43.1
4)	Morstead, NY-J	23	1108	59	48.2	0	0	2	1	10	119	7	43.0
5)	Fox, Det.	38	1875	67	49.3	4	0	8	1	17	162	13	43.0
6)	Johnston, Hou.	48	2247	69	46.8	2	0	6	5	22	145	20	43.0
7)	Cooke, Jac.	41	1935	64	47.2	1	1	6	5	12	113	15	42.9
8)	Cole, L.V.	36	1874	71	52.1	4	0	3	3	18	251	14	42.9
9)	Way, Was.	24	1198	66	49.9	1	0	1	2	16	157	6	42.5
10)	Wishnowsky, S.F.	30	1357	65	45.2	2	0	7	3	8	49	16	42.3
11)	Gillikin, N.O.	38	1813	63	47.7	3	0	5	4	16	149	14	42.2
12)	Berry, Min.	42	1972	63	47.0	1	1	5	5	23	157	14	41.7
13)	Sanchez, Ind.	40	1835	79	45.9	1	0	4	5	20	147	14	41.7
14)	Martin, Den.	41	1854	68	45.2	2	0	6	4	14	107	18	41.6
15)	Hekker, LA-R	29	1249	57	43.1	1	0	3	6	5	32	14	41.3
16)	Huber, Cin.	36	1670	61	46.4	4	0	5	5	12	117	15	40.9
17)	Dickson, Sea.	49	2296	68	46.9	7	0	7	3	22	158	24	40.8
18)	Gillan, Cle.	31	1392	65	44.9	1	0	2	5	15	109	11	40.7
19)	Koch, Bal.	39	1740	57	44.6	2	0	4	7	15	116	15	40.6
20)	Siposs, Phi.	35	1621	68	46.3	2	0	7	3	16	160	10	40.6
21)	Dixon, NY-G	34	1561	63	45.9	3	0	7	4	13	129	11	40.4
22)	Bailey, N.E.	29	1407	68	48.5	4	2	4	3	10	82	15	40.2
23)	Palardy, Mia.	47	2076	61	44.2	5	0	8	3	15	114	16	39.6
24)	*Harvin, Pit.	40	1774	63	44.4	3	0	4	8	16	154	17	39.0
25)	Pinion, T.B.	30	1280	65	42.7	2	0	3	3	12	86	14	38.5
26)	Long, LA-C	29	1390	69	47.9	1	0	4	2	19	261	9	38.2
27)	O'Donnell, Chi.	35	1635	63	46.7	2	0	1	2	21	271	11	37.8
28)	Haack, Buf.	25	1104	60	44.2	4	1	3	4	10	46	7	37.6

**WEEK 10 / THROUGH MONDAY, NOVEMBER 15, 2021****NFL / PUNT RETURN LEADERS**

Rank	Player, Team	Ret	FC	Yards	Avg	Long	TD
1)	Duvernay, Bal.	18	13	293	16.3	42	0
2)	Olszewski, N.E.	18	3	248	13.8	27	0
3)	Raymond, Det.	14	7	171	12.2	48	0
4)	Rogers, Ten.	14	13	161	11.5	22	0
5)	D. Spencer, Den.	15	9	152	10.1	25	0
6)	Aiyuk, S.F.	17	3	151	8.9	27	0
7)	McCloud, Pit.	22	9	194	8.8	19	0
8)	McKenzie, Buf.	17	6	148	8.7	26	0
9)	Grant, Mia.-Chi.	14	2	121	8.6	21	0
10)	*Felton, Cle.	26	2	218	8.4	24	0
11)	*Moore, Ariz	16	8	133	8.3	27	0
12)	Erickson, Car.	19	15	156	8.2	22	0
13)	Westbrook, Min.	15	12	121	8.1	45	0
14)	Renfrow, L.V.	13	13	101	7.8	17	0
15)	D. Phillips, Cin.	17	9	130	7.6	16	0
16)	Hines, Ind.	13	12	97	7.5	16	0
17)	*Am. Rodgers, G.B.	16	6	106	6.6	17	0
18)	*A. Williams, Atl.	14	5	84	6.0	15	0
19)	Roberts, Hou.-LA-C	13	3	73	5.6	14	0
20)	Reagor, Phi.	14	10	67	4.8	22	0

**NFL / KICKOFF RETURN LEADERS**

Rank	Player, Team	Ret	Yards	Avg	Long	TD
1)	McKenzie, Buf.	15	410	27.3	75	0
2)	Harris, N.O.	18	469	26.1	39	0
3)	Carter, Was.	23	585	25.4	101t	1
4)	Berrios, NY-J	13	321	24.7	38	0
5)	Grant, Mia.-Chi.	20	489	24.5	34	0
6)	Igwebuike, Det.	16	384	24.0	41	0
7)	Patterson, Atl.	14	332	23.7	32	0
8)	Agnew, Jac.	20	474	23.7	102t	1
9)	Pringle, K.C.	16	378	23.6	33	0
10)	McCloud, Pit.	19	440	23.2	40	0
11)	B. Wilson, Cin.	13	291	22.4	44	0
12)	Dallas, Sea.	19	420	22.1	38	0
13)	Roberts, Hou.-LA-C	26	567	21.8	39	0
14)	Cannon, Bal.-S.F.	14	302	21.6	68	0
15)	*Schwartz, Cle.	14	295	21.1	35	0
16)	Abdullah, Min.-Car.	13	270	20.8	45	0
17)	D. Spencer, Den.	13	222	17.1	23	0

**WEEK 10 / THROUGH MONDAY, NOVEMBER 15, 2021****NFL / LEADERS IN INTERCEPTIONS**

Rank	Player, Team	Int	Yards	Avg	Long	TD
1)	Diggs, Dal.	8	142	17.8	59t	2
2t)	J. Jackson, N.E.	5	89	17.8	88t	1
2t)	Byard, Ten.	5	66	13.2	24t	1
4t)	Simmons, Den.	4	76	19.0	35	0
4t)	Poyer, Buf.	4	69	17.3	26	0
4t)	X. McKinney, NY-G	4	64	16.0	41t	1
4t)	L. Wilson, Cin.	4	31	7.8	18	0
8t)	P. Williams, N.O.	3	86	28.7	46	1
8t)	Dugger, N.E.	3	80	26.7	37	0
8t)	L. Johnson, Hou.	3	47	15.7	32	0
8t)	A. Brown, Dal.	3	45	15.0	45t	1
8t)	Phillips, N.E.	3	39	13.0	26t	1
8t)	Hyde, Buf.	3	37	12.3	26t	1
8t)	Murphy, Ariz	3	36	12.0	29t	1
8t)	Ramsey, LA-R	3	31	10.3	25	0
8t)	Bradberry, NY-G	3	19	6.3	14	0
8t)	Oruwariye, Det.	3	18	6.0	18	0
8t)	Diggs, Sea.	3	14	4.7	9	0
19t)	Lewis, Dal.	2	70	35.0	66	0
19t)	K. Moore, Ind.	2	64	32.0	32	0
19t)	M. Williams, N.O.	2	56	28.0	53	0
19t)	Mathieu, K.C.	2	50	25.0	34t	1
19t)	*Sterns, Den.	2	47	23.5	46	0
19t)	Edwards, T.B.	2	46	23.0	31t	2
19t)	Ju. Reid, Hou.	2	45	22.5	24	0
19t)	Thompson, Car.	2	39	19.5	29	0
19t)	Woods, Min.	2	39	19.5	27	0
19t)	*Adebo, N.O.	2	33	16.5	33	0
19t)	J. Johnson, Cle.	2	31	15.5	31	0
19t)	Rapp, LA-R	2	31	15.5	18	0
19t)	Wallace, Buf.	2	29	14.5	15	0
19t)	Ward, S.F.	2	27	13.5	27t	1
19t)	*Samuel Jr., LA-C	2	26	13.0	26	0
19t)	Slay, Phi.	2	25	12.5	19	0
19t)	Baker, Ariz	2	24	12.0	17	0
19t)	McCain, Was.	2	24	12.0	19	0
19t)	Kendricks, Min.	2	22	11.0	22	0
19t)	White, LA-C	2	22	11.0	22	0
19t)	Jackson, Car.	2	21	10.5	21	0
19t)	Campbell, G.B.	2	15	7.5	13	0
19t)	Gay, K.C.	2	14	7.0	13	0
19t)	Gilmore, N.E.-Car.	2	13	6.5	13	0
19t)	Hawkins, Atl.	2	11	5.5	11	0
19t)	Leonard, Ind.	2	8	4.0	4	0
19t)	Dean, T.B.	2	6	3.0	6	0
19t)	Scott, LA-R	2	3	1.5	3	0
19t)	Reeder, LA-R	2	2	1.0	2	0
19t)	Howard, Mia.	2	1	0.5	1	0
19t)	Amos, G.B.	2	0	0.0	0	0
19t)	Averett, Bal.	2	0	0.0	0	0
19t)	J. Coleman, Mia.	2	0	0.0	0	0
19t)	Jackson, Was.	2	0	0.0	0	0
19t)	Willis, Ind.	2	0	0.0	0	0

**NFL / LEADERS IN SACKS**

Rank	Player, Team	Sacks
1)	Garrett, Cle. (DE)	13.0
2)	T. Watt, Pit. (LB)	12.5
3)	Landry, Ten. (LB)	10.0
4t)	Judon, N.E. (LB)	9.5
4t)	Reddick, Car. (LB)	9.5
6)	Golden, Ariz (LB)	9.0
7)	Hendrickson, Cin. (DE)	8.5
8)	Bosa, S.F. (DE)	8.0
9t)	Floyd, LA-R (LB)	7.5
9t)	Simmons, Ten. (DE)	7.5
11)	Greenard, Hou. (DE)	7.0
12)	Quinn, Chi. (LB)	6.5
13t)	J. Allen, Was. (DT)	6.0
13t)	Burns, Car. (DE)	6.0
13t)	Donald, LA-R (DE)	6.0
13t)	Hargrave, Phi. (DT)	6.0
13t)	Hunter, Min. (DE)	6.0
13t)	C. Jones, Ariz (LB)	6.0
13t)	K. Mack, Chi. (LB)	6.0
13t)	Ngakoue, L.V. (DE)	6.0
13t)	*Parsons, Dal. (LB)	6.0
22t)	J. Allen, Jac. (LB)	5.5
22t)	Barrett, T.B. (LB)	5.5
22t)	Bosa, LA-C (DE)	5.5
22t)	Gary, G.B. (LB)	5.5
22t)	*Ojulari, NY-G (LB)	5.5
22t)	L. Williams, NY-G (DE)	5.5
28t)	Autry, Ten. (DE)	5.0
28t)	Crosby, L.V. (DE)	5.0
28t)	Gregory, Dal. (DE)	5.0
28t)	Griffen, Min. (DE)	5.0
28t)	Hubbard, Cin. (DE)	5.0
28t)	Ogbah, Mia. (DE)	5.0
28t)	Quinn. Williams, NY-J (DT)	5.0
35t)	Buckner, Ind. (DT)	4.5
35t)	Heyward, Pit. (DE)	4.5
35t)	Miller, Den.-LA-R (LB)	4.5
38t)	Davenport, N.O. (DE)	4.0
38t)	Franklin-Myers, NY-J (DE)	4.0
38t)	C. Harris, Det. (LB)	4.0
38t)	Kendricks, Min. (LB)	4.0
38t)	Kpassagnon, N.O. (DE)	4.0
38t)	Mercilus, Hou.-G.B. (DE)	4.0
38t)	*Oweh, Bal. (LB)	4.0
38t)	Reed, Den. (LB)	4.0
38t)	Sweat, Was. (DE)	4.0
38t)	Taylor, Sea. (DE)	4.0
48t)	Clowney, Cle. (DE)	3.5
48t)	Ogunjobi, Cin. (DT)	3.5
48t)	Smoot, Jac. (DE)	3.5
48t)	Sweat, Phi. (DE)	3.5



**WEEK 10 / THROUGH MONDAY, NOVEMBER 15, 2021****NFL / FUMBLE RECOVERIES**

Rank	Player, Team	TotRec	OffRec	DefRec
1)	K. Murray, Ariz	8	8	0
2t)	Carr, L.V.	4	4	0
2t)	Heinicke, Was.	4	4	0
4t)	Cousins, Min.	3	3	0
4t)	Dulin, Ind.	3	1	2
4t)	*Fields, Chi.	3	3	0
4t)	Goff, Det.	3	3	0
4t)	*Herbert, Chi.	3	3	0
4t)	Hurts, Phi.	3	3	0
4t)	Leonard, Ind.	3	1	2
4t)	*Mills, Hou.	3	3	0
4t)	Prescott, Dal.	3	3	0
13t)	Allen, Buf.	2	2	0
13t)	Allen, Ariz	2	0	2
13t)	Bradberry, NY-G	2	1	1
13t)	Brissett, Mia.	2	2	0
13t)	*Carter II, NY-J	2	0	2
13t)	Darnold, Car.	2	2	0
13t)	Davis, LA-C	2	0	2
13t)	Duvernay, Bal.	2	2	0
13t)	*Eichenberg, Mia.	2	2	0
13t)	Garoppolo, S.F.	2	2	0
13t)	Golden, Ariz	2	0	2
13t)	Hicks, Ariz	2	0	2
13t)	Houston-Carson, Chi.	2	0	2
13t)	Howard, Mia.	2	0	2
13t)	Hyde, Buf.	2	0	2
13t)	Hyder, Sea.	2	0	2
13t)	Jackson, Bal.	2	2	0
13t)	Br. Jones, Mia.	2	0	2
13t)	D. Jones, NY-G	2	2	0
13t)	Mahomes, K.C.	2	2	0
13t)	Milano, Buf.	2	0	2
13t)	Mixon, Cin.	2	2	0
13t)	Paradis, Car.	2	2	0
13t)	Patterson, Atl.	2	2	0
13t)	*Paye, Ind.	2	0	2
13t)	Perryman, L.V.	2	0	2
13t)	Philon, L.V.	2	0	2
13t)	Sieler, Mia.	2	0	2
13t)	Simpson, L.V.	2	2	0
13t)	Slay, Phi.	2	0	2
13t)	Swain, Sea.	2	2	0
13t)	Taylor, Ind.	2	2	0
13t)	T. Watt, Pit.	2	0	2
13t)	*Z. Wilson, NY-J	2	2	0

**WEEK 10 / THROUGH MONDAY, NOVEMBER 15, 2021****NFL / OFFENSIVE FUMBLE RECOVERIES**

Rank	Player, Team	Ret	Yards	Avg	Long	TD
1)	K. Murray, Ariz	8	0	0.0	0	0
2t)	Carr, L.V.	4	0	0.0	0	0
2t)	Heinicke, Was.	4	0	0.0	0	0
4t)	Cousins, Min.	3	0	0.0	0	0
4t)	*Fields, Chi.	3	0	0.0	0	0
4t)	Goff, Det.	3	0	0.0	0	0
4t)	*Herbert, Chi.	3	0	0.0	0	0
4t)	Hurts, Phi.	3	0	0.0	0	0
4t)	*Mills, Hou.	3	0	0.0	0	0
4t)	Prescott, Dal.	3	0	0.0	0	0
11t)	Duvernay, Bal.	2	2	1.0	2t	1
11t)	Allen, Buf.	2	0	0.0	0	0
11t)	Brissett, Mia.	2	0	0.0	0	0
11t)	Darnold, Car.	2	0	0.0	0	0
11t)	*Eichenberg, Mia.	2	0	0.0	0	0
11t)	Garoppolo, S.F.	2	0	0.0	0	0
11t)	Jackson, Bal.	2	0	0.0	0	0
11t)	D. Jones, NY-G	2	0	0.0	0	0
11t)	Mahomes, K.C.	2	0	0.0	0	0
11t)	Mixon, Cin.	2	0	0.0	0	0
11t)	Paradis, Car.	2	0	0.0	0	0
11t)	Patterson, Atl.	2	0	0.0	0	0
11t)	Simpson, L.V.	2	0	0.0	0	0
11t)	Swain, Sea.	2	0	0.0	0	0
11t)	Taylor, Ind.	2	0	0.0	0	0
11t)	*Z. Wilson, NY-J	2	0	0.0	0	0

**NFL / DEFENSIVE FUMBLE RECOVERIES**

Rank	Player, Team	Ret	Yards	Avg	Long	TD
1t)	Slay, Phi.	2	116	58.0	83t	2
1t)	Howard, Mia.	2	49	24.5	49t	1
1t)	Davis, LA-C	2	34	17.0	20	0
1t)	Leonard, Ind.	2	29	14.5	21	0
1t)	Houston-Carson, Chi.	2	25	12.5	25t	1
1t)	Hyde, Buf.	2	16	8.0	16	0
1t)	Allen, Ariz	2	10	5.0	10	0
1t)	Br. Jones, Mia.	2	3	1.5	3	0
1t)	Perryman, L.V.	2	2	1.0	1	0
1t)	Philon, L.V.	2	2	1.0	2	0
1t)	*Carter II, NY-J	2	0	0.0	0	0
1t)	Dulin, Ind.	2	0	0.0	0t	1
1t)	Golden, Ariz	2	0	0.0	0	0
1t)	Hicks, Ariz	2	0	0.0	0	0
1t)	Hyder, Sea.	2	0	0.0	0	0
1t)	Milano, Buf.	2	0	0.0	0	0
1t)	*Paye, Ind.	2	0	0.0	0	0
1t)	Sieler, Mia.	2	0	0.0	0	0
1t)	T. Watt, Pit.	2	0	0.0	0	0

Team/Offense Rank (Within League)

BAL	BUF	CIN	CLE	DEN	HOU	IND	JAX	KC	LV	LAC	MIA	NE	NYJ	PIT	TEN	ARI	ATL	CAR	CHI	DAL	DET	GB	LAR	MIN	NO	NYG	PHI	SF	SEA	TB	WAS	
2	5	14	11	19	32	12	23	4	8	10	29	15	22	24	17	TYds/G	9	25	27	31	1	28	20	6	7	26	21	16	13	30	3	18
8	6	4	9	17	29	12	22	10	5	14	31	16	26	27	23	TYds/P	11	25	30	32	1	28	18	3	15	24	21	13	7	19	2	20
1	10	24	2	17	31	6	11	18	28	21	32	16	30	26	7	RYds/G	8	29	14	5	4	20	19	23	9	12	25	3	13	22	27	15
5	8	26	1	10	32	3	2	9	28	11	31	21	29	27	18	RshAvg	20	30	24	7	6	13	19	23	12	22	25	4	15	17	16	14
10	6	8	26	18	29	22	24	3	2	7	21	14	11	17	23	Psyds/G	12	15	28	32	4	25	19	5	9	31	16	27	13	30	1	20
10	8	3	15	24	27	17	28	12	6	13	29	9	25	26	23	PassAvg	4	21	30	32	1	31	16	2	11	20	18	14	5	19	7	22
22	9	30	3	10	29	2	25	20	19	14	18	15	32	4	23	%HdInt	24	26	28	31	12	11	6	21	1	5	17	8	16	7	13	27
27	4	25	30	28	26	11	8	3	14	7	20	13	21	10	29	Sac/PP	23	9	22	32	6	24	15	5	2	17	18	12	16	31	1	19
3	4	29	16t	23	32	11	27	1	19t	6	28	10	22	25t	7	1D/Gm	9	25t	18	30	2	19t	12t	8	14t	21	24	16t	14t	31	5	12t
29	2	20	22	27	17t	17t	32	1	23	7	13	4	10	15	11	3D Eff	8	14	25	28	5	31	12	9	26	21	16	6	24	30	3	19
7t	30	14t	25	3t	13	9	10	7t	21t	6	14t	3t	27t	26	2	4D Eff	3t	27t	11t	31	20	24	17	21t	1	11t	21t	27t	14t	32	18	19
1	13	18	15	8	29	22	27	3	20	23	26	2	4	12	7	PR Avg	16	25	17	21	32	5	28	30	19	6	24	31	10	11	14	9
6	4	21	22	32	14	16	11	15	24	28	29	13	5	12	30	KR Avg	20	25	23	7	2	9	26	31	1	8	18	27	19	10	17	3
24	31	14	23	22	12	18	16	9	1	10	26	20	7	25	27	GPntAv	2	28	32	13	6	4	5	29	19	8	17	15	21	11	30	3
20	31	17	19	15	6	14	7	1	8	29	25	24	9	26	22	NPntAv	4	27	32	30	3	5	2	16	13	12	23	21	11	18	28	10
12	2	9	18	23	32	8	31	10	17	15	28	6	27	26	5	Pts/Gm	4	25	21	29t	1	29t	19	7	14	13	24	11	16	22	3	20
10	1	22	12t	14t	25t	14t	32	12t	17	6t	27t	6t	25t	2t	14t	FG%	19	4	8	5	23	20t	30	2t	18	27t	9	11	20t	31	29	24

Opponent/Defense Rank (Within League)

BAL	BUF	CIN	CLE	DEN	HOU	IND	JAX	KC	LV	LAC	MIA	NE	NYJ	PIT	TEN	ARI	ATL	CAR	CHI	DAL	DET	GB	LAR	MIN	NO	NYG	PHI	SF	SEA	TB	WAS		
24	30	1	18	5	7	30	19	20	26	16	17	29	6	32	12t	21	TYds/G	4	22	2	12t	15	28	3	11	23	10	25	14	8	31	9	27
34	1	14	8	13	28	24	25	31	9	19	20	4	32	18	23	TYds/P	5	22	2	21	26	29	3	6	17	12	15	11	10	16	7	27	
4	3	8	5	16	31	17	11	18	27	32	15	14	29	25	7	RYds/G	19	21	12	23t	9	30	13	10	28	1	22	20	23t	26	2	6	
10	3	13	4	20	25	16	5	27	24	32	15	12	29	28	22	RshAvg	31	11	14	19	17	18	26	8	30	1	23	7	21	9	2	6	
32	2	24	11	7	18	20	25	23	12	4	28	8	31	9	27	PsYd/G	5	17	1	10	21	16	3	15	14	26	19	13	6	29	22	30	
29	1	15	16	11	27	24	28	30	5	17	18	6	31	14	13	PassAvg	4	23	2	21	22	32	3	8	10	25	12	19	7	20	9	26	
23	1	18	24	13	7	8	27	14	28	17	22	3	32	30	16	%HdInt	15	31	10	25	2	19	6	5	12	4	11	21	26	29	9	20	
22	21	13	5	8	14	15	28	30	16	19	27	9	17	4	12	Sac/PP	7	32	2	3	24	29	11	6	1	20	25	26	10	31	18	23	
9	1	15	13	3	27	11	14	22	21	25t	30	4	32	5t	19t	1D/Gm	8	29	2	16	7	17t	10	19t	25t	5t	24	28	12	31	17t	23	
2	1	17t	28	26	27	17t	15	16	19t	30	29	10	21	6	13	3D Eff	5	31	4	14	3	23	22	25	7	9	11	19t	12	8	24	32	
13t	11	4t	17	1	22	30t	30t	26t	25	10	24	13t	21	18t	23	4D Eff	2	13t	3	16	18t	32	12	7t	26t	6	29	7t	4t	9	20	28	
16	1	23	11	15	6	13	20	2	32	31	14	17	29	22	26t	PR Avg	18	28	12	30	3	21	8	5	7	19	25	26t	4	10	9	24	
21	12	16	10	32	18	19	28	1	6	20	7	17	8	26	11	KR Avg	15	29	30	13	24	5	31	27	9	4	2	25	14	3	22	23	
29	24	16	31	32	11	4	12	28	8	20t	9	17	1	13	22	GPntAV	27	19	18	20t	2	26	25	15	14	5	10	6	30	23	3	7	
11	14	9	31	32	24	18	16	22	17	26	10	1	2	5	7	NPntAV	28	21	23	15	4	8	29	30	20	6	12	19	13	27	3	25	
22	1	11	20t	4	29	13	27	20t	26	25	24	2	32	8	15	Pts/Gm	5	31	6	23	10	30	3	12	16	7	19	14	17t	9	17t	28	
15	17t	4	28	1t	31	29t	16	7	19	24t	20t	1t	32	26t	9t	FG%	9t	29t	6	24t	5	20t	1t	13	26t	9t	22t	17t	9t	14	8	22t	



# OFF THE FIELD



**FRONT OFFICE & COACHING STAFF**

**PLAYER BIOS**

**ROSTER BREAKDOWN**

**2021 EAGLES STATISTICS**

**RECORD BOOK**

**NFL STATISTICS**

**OFF THE FIELD**



## LEVELING THE PLAYING FIELD WAREHOUSE GRAND OPENING

LPF PHILADELPHIA WAREHOUSE

NOVEMBER 9, 2021

RB Jordan Howard

WR Greg Ward

TE Tyree Jackson

CB Zech McPhearson


S K'Von Wallace

The Eagles celebrated a new partnership with Leveling the Playing Field (LPF) on Tuesday, November 9, an organization dedicated to the mental and physical development of children through youth sports participation.

In honor of the new partnership, the Eagles presented LPF with a \$60,000 grant at the grand opening of its new Philadelphia warehouse, which will store youth sports equipment donated by the community.

The Eagles joined football players from Boys Latin Charter to help build out the new warehouse space.

LPF collects new and gently used sports and playground equipment from local youth sports communities.



During the NFL season, Tuesdays are typically non-practice days for the team. Many Eagles players use this opportunity to enhance the quality of life for residents in the Greater Philadelphia region through the **Eagles Care Community Tuesday** initiative.





Established on September 8, 2019, the Eagles Autism Foundation was formed to centralize all of the team's autism activities into one organization, while strengthening its core mission of turning autism awareness into action. Led by Chairman and CEO Jeffrey Lurie, the team's commitment to raising funds for autism research and care has grown exponentially, raising more than \$12 million since launching the Eagles Autism Challenge in May 2018.

The Centers for Disease Control and Prevention estimates that one in 54 people living in the United States are on the autism spectrum. Autism is a complex neurological and developmental condition that expresses itself differently in each individual. While it has become one of the fastest-growing developmental disorders in the country, autism has historically been underfunded, misunderstood, and under-researched.

By delivering the necessary resources to leading institutions, and through year-round fundraising efforts that inspire and engage the community to take action, the Eagles Autism Foundation is able to assist those currently affected by autism, as well as future generations.

## Eagles Autism Challenge pres. by Lincoln Financial Group



**\$12,000,000+** raised in the first four years



The Eagles Autism Challenge presented by Lincoln Financial Group is a one day bike ride and family-friendly 5K run/walk that donates 100% of participant-raised funds to leading institutions conducting cutting-edge autism research and care.

The event features three cycling routes: the Wawa Junior 10-Mile Ride, Wawa Shorti 30-Mile Ride, and the Wawa Classic 50-Mile Ride. In addition to the 5K run/walk, a Sensory Walk is offered to families and participants, which provides a shorter course around the outside perimeter of Lincoln Financial Field.

Thanks to the more than \$12 million raised, a total of 43 research projects and community grants have been funded for exploratory work in the field of autism.

For more information, visit [EaglesAutismChallenge.org](http://EaglesAutismChallenge.org).





## SENSORY ROOM pres. by CHOP

On August 4, 2019, the Eagles became one of the first sports franchises to build a state-of-the-art sensory room in its home venue. Now certified by KultureCity as a sensory-inclusive stadium, the Lincoln Financial Field Sensory Room presented by Children's Hospital of Philadelphia promotes an accommodating and positive experience for all guests and fans with sensory challenges.

The 500-square-foot, state-of-the-art sensory room has been carefully designed by top medical professionals to ensure a quieter and more secure environment. The certification process included the training of every Eagles employee and stadium staff member.



Eagles Huddle Up for Autism presented by Children's Hospital of Philadelphia is a family-friendly event held annually at Lincoln Financial Field.

Designed and catered specifically for guests with autism and developmental disabilities, Huddle Up features special appearances by Eagles players, Eagles cheerleaders, SWOOP, live entertainment, games, and exclusive locker room tours.

Since 2009, Huddle Up has raised more than \$600,000 for the Center for Autism Research at Children's Hospital of Philadelphia.



The Eagles Radiothon presented by Firsttrust Bank and the Green Family Foundation is a multi-day auction held on SportsRadio 94WIP that offers fans the opportunity to bid on exclusive sports and entertainment experiences involving their favorite Eagles players and 94WIP radio personalities.



Sensory Saturdays with Max is a weekly Facebook segment featuring Max, a young boy with autism, and Board-Certified Behavioral Analyst Kirsten Saraceni who teach viewers how to make DIY sensory-friendly activities and toys. Special guests have included Eagles players, Eagles cheerleaders, and SWOOP.



Through the Eagles Autism Foundation 50/50 Raffle presented by DraftKings, one lucky fan at every Eagles home game walks away a winner. Fans can purchase tickets for a 50/50 drawing at Lincoln Financial Field for a chance to win half of the jackpot. The other half supports the Eagles Autism Foundation.





## EAGLES AUTISM FOUNDATION PRACTICE JERSEYS

The Eagles dedicated a practice in August 2020 to the Eagles Autism Foundation by wearing specially designed jerseys to elevate the Foundation's platform and to showcase the team's commitment to turning autism awareness to action.

The exclusive, one-of-a-kind jerseys featured Energy Green numbers and nameplates, along with the Eagles Autism Foundation signature logo prominently displayed on the front side and shoulder.

Each jersey was signed by the player who wore it and was auctioned off through the 2020 Eagles Radiothon.



## MY CAUSE MY CLEATS



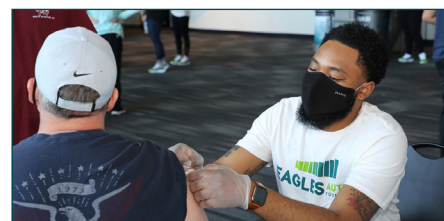
## TRAINING CAMP PRACTICES

Training camp practices at Lincoln Financial Field serve as a vehicle to drive critical funds for autism research and care, with proceeds benefiting the Eagles Autism Foundation.



## COVID-19 VACCINATION CLINIC

In partnership with Divine Providence, the Eagles Autism Foundation organized the city's first COVID-19 vaccination clinic for the autism community in March 2021. The sensory-friendly environment was designed to ensure individuals could be vaccinated in a safe and efficient manner.



## POPCORN FOR THE PEOPLE

To help combat the unemployment rate in the autism community, the Eagles Autism Foundation and Aramark have teamed up with Popcorn for the People, a non-profit organization dedicated to creating meaningful employment for those with autism and developmental disabilities.

A portion of the proceeds from the popcorn sold at Lincoln Financial Field benefits the Eagles Autism Foundation.



## PHILADELPHIA ORCHESTRA

The Eagles Autism Foundation hosts a sensory-friendly concert performed by the iconic Philadelphia Orchestra each year inside the NovaCare Complex indoor practice facility. The performance is designed to be a welcoming, inclusive, and comfortable environment for guests with sensory sensitivities and cognitive and learning differences.

The concert supports the team's mission of raising funds for innovative autism research and programs, as well as the Philadelphia Orchestra's Free Neighborhood Chamber Concert Series, which works to deepen ties to Philadelphians and makes music and arts education accessible to all people.





# EAGLES IN THE COMMUNITY

**GO  
BIRDS**

As proud Philadelphians who take their responsibility to the community seriously, the Eagles believe there is no offseason to good citizenship.

Since Jeffrey Lurie became Chairman and CEO in 1994, the Eagles have made it a priority to strengthen and support a high quality of life for individuals all throughout the Greater Philadelphia area. Under Lurie's leadership, and by leveraging its unique platform as a professional sports team, the Eagles work to inspire, motivate, and educate in all that they do.

Through a commitment to social justice efforts and inspiring change, forming collaborative partnerships with organizations dedicated to transformational work, growing the game of football at the youth level, and more, the Eagles are honored to give back in ways that have the power to positively impact the lives of individuals everywhere.

The team takes great pride in serving its fans, local non-profits, and the region at large, because to the Eagles, making the community proud is just as important off the field as it is on it.



Through the Eagles Care program, the team cultivates and maintains season-long, strategic partnerships with local organizations as a way to help strengthen each partner's core work and positive impact on the community.

At the end of the season, each organization becomes an extension of the Eagles Care family where they continue to work closely with the team on community outreach events, while utilizing their newfound strengths to assist future Eagles Care partners.

## EAGLES CARE FAMILY





## SOCIAL JUSTICE FUND

Established in 2018, the Eagles Social Justice Fund was formed to provide grants to organizations that work to reduce barriers to equal opportunity, with a specific focus on education, community and police relations, improving the criminal justice system, and other initiatives targeting poverty, racial equality, and workforce development in the Greater Philadelphia area.

Led by a panel of players and club executives, the Eagles Social Justice Leadership Council works to identify potential grant recipients and secures contributions to the Eagles Social Justice Fund. The Fund is built through one-to-one matching donations from players and the club.

In just three years, the program has provided area-based organizations with more than \$1.3 million in funding.



## 2020 SOCIAL JUSTICE GRANT DONATIONS

Workforce Development: **\$285,000**

Prevention Education: **\$243,150**

Reentry Services: **\$215,000**

Criminal Justice Reform: **\$145,000**

Education Equality: **\$140,000**

Prevention Mentoring: **\$112,600**

Poverty: **\$75,000**

Community/Police Relations: **\$40,000**

Mentorship/Leadership Development: **\$30,000**

Racial Equality: **\$20,000**

Youth Development: **\$15,000**



## EAGLES EYE MOBILE

The Eagles Eye Mobile powered by Vision To Learn travels to communities all throughout the School District of Philadelphia, offering comprehensive eye exams and, if needed, prescription eyeglasses and follow-up care at no cost to families.


The Eagles Eye Mobile has impacted nearly 100,000 children in the Greater Philadelphia area since launching in 1996.

## YOUTH FOOTBALL

The Eagles are dedicated to supporting safe play and helping to foster a love for the game at the youth level through developmental programming, equipment donations, and financial support.

Grassroots partnerships and league platforms, such as NFL PLAY 60, NFL FLAG, the Eagles Football Academy, 7v7 Tournaments, and the Positive Coaching Alliance, ensure that the game is being taught properly to inspire the next generation of athletes.

In May 2021, the Eagles donated more than \$330,000 worth of Gatorade product and football equipment to support the Philadelphia Public League's return to fall sports following COVID-19.







The connection between the team and Eagles fans everywhere has always been a special bond. It's a relationship that has existed for generations and is one that continues to grow stronger as the years go on. The Eagles are inspired by the relentless passion and fan support they receive and have always made it a priority to engage the fanbase by offering unique experiences and memories to last a lifetime.

Annual events like Football Festival for Women, Kids Club activities, Spotlight Forums, Training Camp public practices, and youth football camps, among others, have enabled fans to connect with their favorite team, players, and franchise legends on a deeper level. Many of these programs have even developed into family traditions for some, bringing together loved ones from all over the country.

The Eagles are proud to celebrate their fans in many special ways, both on and off the field.







The Eagles believe the path to sustainability is a journey, not a destination. With the opening of Lincoln Financial Field in 2003, the team's road to becoming an eco-friendly operation began.

What started with a blue recycling bin under each employee's desk has grown into a company-wide sustainability program that is reducing the organization's overall impact on the environment in a financially-responsible manner.

With the help of partners and fans, the Eagles have been able to develop a multi-curriculum action plan that incorporates green energy production, recycling, composting, energy efficiency, ocean conservation, and reforestation, among other ventures.

The Eagles, who wear the color "green" with pride, are committed to serving as proud environmental stewards for a community that gives so much to them throughout the year.

## "SUSTAINABLE" SUCCESS



In December 2018, Lincoln Financial Field was awarded LEED Gold certification by the U.S. Green Building Council (USGBC) for implementing practical and measurable strategies and solutions aimed at achieving high performance in sustainable site development, water savings, energy efficiency, materials selection, and indoor environmental quality.



The Eagles are the first professional sports team in the world to receive the prestigious ISO 20121 Event Sustainability Management System certification.

ISO 20121 is an international standard designed to help organizations involved in the events and hospitality industries integrate sustainability into management practices and processes.



The Eagles became the first U.S. pro sports team to offset team travel emissions through the support of Ocean Conservancy's Blue Playbook. As part of Team Ocean, the Eagles work closely with Ocean Conservancy and The Ocean Foundation on seagrass and mangrove coastal restoration efforts in Puerto Rico's Jobos Bay National Estuarine Research Reserve.



In September 2020, Lincoln Financial Field achieved Global Biorisk Advisory Council (GBAC) STAR accreditation, the highest standard for prepared facilities. Under the guidance of GBAC, a Division of ISSA, the worldwide cleaning industry association, Lincoln Financial Field has implemented stringent protocols in cleaning, disinfection, and infectious disease prevention.

### GO GREEN PARTNERS



## SUSTAINABILITY & ENVIRONMENTAL BIRDSEED

- 10,456 solar panels have positioned Lincoln Financial Field to be among the greenest major sports facilities in the world
- Through the team's energy-from-waste program, the Eagles divert more than 99% of their waste from landfills
- The installation of water filtration fountains at the team's facilities has saved more than 500,000 water bottles since 2015
- Became the first team in Philadelphia to switch from plastic straws to an eco-friendly alternative made from 100% renewable resources
- Has implemented a closed-loop recycling program that collects bottle caps and turns them into new stadium material
- Supports reforestation efforts by planting trees in various cities, including the "Eagles Forest" in Bensalem, PA
- Bike Share program equips team employees with bicycles for convenient transportation from the practice facility to the stadium
- Cups and flatware are created from bio-plastics which biodegrade in just 45 days
- To conserve energy, lower-wattage light bulbs and automatic sensors/timers have been installed in team facilities
- Two onsite bio-digesters help decompose pre-consumer food waste to eliminate the need for landfill disposal





Home to the Super Bowl LII Champion Philadelphia Eagles, Lincoln Financial Field is a prime destination for world-class entertainment that offers a high-quality experience to fans in a safe, clean, and friendly environment.

In addition to Eagles home games, Lincoln Financial Field has become famous for showcasing high-profile sporting events and unique experiences throughout the year.

Since opening in August 2003, Lincoln Financial Field has hosted 34 star-studded concerts, in addition to welcoming some of the world's most distinguished soccer clubs, and serving as the home to Temple University football and the historic Army-Navy Game. The stadium has also hosted multiple NCAA Lacrosse Championships and many other marquee events.

A state-of-the-art facility located in the heart of Philadelphia, Lincoln Financial Field has become one of the world's most admired stadiums for sports and entertainment due to its commitment to the fan experience.

## BY THE NUMBERS

<b>Broke Ground</b>	May 7, 2001
<b>Opened</b>	August 3, 2003
<b>Revitalized</b>	Feb. '12 - Aug. '14
<b>Capacity</b>	69,879
<b>Executive Suites</b>	174
<b>Concessions</b>	62
<b>Wi-Fi Connections</b>	45,000
<b>North End Zone HD Video Board</b>	5,184 square feet
<b>South End Zone HD Video Board</b>	4,320 square feet
<b>Concerts</b>	34
<b>Soccer Matches</b>	26
<b>Home Record (Regular Season + Playoffs)</b>	90-63-1
<b>Twitter</b>	@LFFStadium





NEW FOR 2021



PEPSI PLAZA

FIRSTTRUST BANK CLUB



FIRSTTRUST  
BANK



DRAFT  
KINGS

DRAFTKINGS  
FIELD CLUB



FOX  
BET

FOX BET  
LOUNGE





## HOME TO THE SUPER BOWL LII CHAMPION PHILADELPHIA EAGLES



## WORLD TOURS & CONCERTS

- July 23, 2019 The Rolling Stones
- September 27, 2018 Ed Sheeran
- July 30, 2018 Jay-Z & Beyoncé
- July 14, 2018 Taylor Swift
- July 13, 2018 Taylor Swift
- June 9, 2018 Kenny Chesney
- June 18, 2017 U2
- May 12, 2017 Metallica
- September 29, 2016 Beyoncé
- August 6, 2016 Coldplay
- July 14, 2016 Guns N' Roses
- June 25, 2016 Kenny Chesney
- June 5, 2016 Beyoncé
- September 1, 2015 One Direction
- August 30, 2015 Kevin Hart
- July 11, 2015 Kenny Chesney
- June 13, 2015 Taylor Swift
- June 12, 2015 Taylor Swift
- August 15, 2014 Luke Bryan
- August 14, 2014 One Direction
- August 13, 2014 One Direction
- July 20, 2013 Taylor Swift
- July 19, 2013 Taylor Swift
- June 8, 2013 Kenny Chesney
- June 16, 2012 Kenny Chesney
- August 6, 2011 Taylor Swift
- July 14, 2011 U2
- June 18, 2011 Kenny Chesney
- June 27, 2009 Kenny Chesney
- July 19, 2008 Kenny Chesney
- June 23, 2007 Kenny Chesney
- August 11, 2003 Bruce Springsteen
- August 9, 2003 Bruce Springsteen
- August 8, 2003 Bruce Springsteen



## THE ARMY-NAVY GAME



### ARMY-NAVY HISTORY (LFF)

December 14, 2019	Navy, 31-7
December 8, 2018	Army, 17-10
December 9, 2017	Army, 14-13
December 12, 2015	Navy, 21-17
December 14, 2013	Navy, 34-7
December 8, 2012	Navy, 17-13
December 11, 2010	Navy, 31-17
December 12, 2009	Navy, 17-3
December 6, 2008	Navy, 34-0
December 2, 2006	Navy, 26-14
December 3, 2005	Navy, 42-23
December 4, 2004	Navy, 42-13
December 6, 2003	Navy, 34-6





## NATIONAL & INTERNATIONAL SOCCER MATCHES



- August 29, 2019
  - June 30, 2019
  - July 25, 2018
  - July 19, 2017
  - June 14, 2016
  - June 11, 2016
  - June 9, 2016
  - July 26, 2015
  - August 2, 2014
  - August 11, 2012
  - August 10, 2011
  - July 23, 2011
  - May 29, 2010
  - May 15, 2010
  - April 10, 2010
  - July 18, 2009
  - September 13, 2008
  - November 6, 2004
  - August 2, 2004
  - July 28, 2004
  - September 25, 2003
  - September 20, 2003
  - August 3, 2003
- Victory Tour: USWNT vs. Portugal  
 Gold Cup: USMNT vs. Curacao  
 Gold Cup: Jamaica vs. Panama  
 Bayern Munich vs. Juventus  
 Gold Cup: USMNT vs. El Salvador  
 Gold Cup: Costa Rica vs. Panama  
 Copa America: Chile vs. Panama  
 Copa America: USMNT vs. Paraguay  
 Copa America: Uruguay vs. Venezuela  
 CONCACAF Gold Cup Final:  
 Mexico vs. Jamaica  
 A.S. Roma vs. Inter Milan  
 Real Madrid vs. Celtic  
 USMNT vs. Mexico  
 Philadelphia Union vs. Real Madrid  
 USMNT vs. Turkey  
 Philadelphia Union vs. FC Dallas  
 Philadelphia Union vs. DC United  
 Gold Cup: USMNT vs. Panama  
 Gold Cup: Canada vs. Honduras  
 USWNT vs. Ireland  
 USWNT vs. Denmark  
 A.C. Milan vs. Chelsea  
 Manchester United vs. Glasgow Celtic  
 Women's World Cup  
 Women's World Cup  
 Manchester United vs. FC Barcelona



## STADIUM ENTERTAINMENT & FAN ENGAGEMENT



### PAVING THE ROAD TO VICTORY!

In May 2016, the "Eagles FanWalk" was constructed outside of the Northeast entrance gate at Lincoln Financial Field. This honorary walkway, which showcases the passion that fans have for the Eagles and their families, features more than 3,800 personally engraved pavers that line the way for guests entering the stadium. The "Eagles FanWalk" ensures that each member engraved across the pathway will have a special place in Eagles history.





# EAGLES CHEERLEADERS

GO  
BIRDS



The Eagles Cheerleaders, comprised of both women and men, serve as entertainers and brand ambassadors for the organization, representing the team in the community, as well as nationally and internationally. Careers of current members include a scientist, doctor of physical therapy, published author and historian, and press secretary for the U.S. House of Representatives Select Subcommittee on the Coronavirus Crisis.

The 32 members of the squad are socially conscious individuals with inspiring life experiences, utilizing their platform to make a positive impact through global humanitarian work and participating in overseas goodwill military tours. They are passionately involved in engaging today's youth and in furthering the philanthropic work of the Eagles Autism Foundation. The squad is diverse, celebrates authenticity, and embraces meaningful engagement with fans.

In addition to performing at Eagles home games, the Eagles Cheerleaders perform with top musical artists and appear at some of the most prestigious events in the world.

