

**new york**

WEEK 14

# WEEKLY RELEASE



NEW YORK GIANTS VS NEW ORLEANS SAINTS

DECEMBER 8, 2024 | 1:00 PM ET  
METLIFE STADIUM, EAST RUTHERFORD, NJ

**MS HANIS GH**  
**NEW YORK FOOTBALL GIANTS**

## PRESEASON SCHEDULE

DATE	OPPONENT	STADIUM	TIME	NETWORK	RESULT
Thursday, Aug. 8	Detroit Lions	MetLife Stadium	7:00 p.m.	FOX5 NEW YORK	W, 14-3
Saturday, Aug. 17	at Houston Texans	NRG Stadium	1:00 p.m.	FOX5 NEW YORK	L, 28-10
Saturday, Aug. 24	at New York Jets	MetLife Stadium	7:30 p.m.	02 NETWORK	L, 10-6

## REGULAR SEASON SCHEDULE

DATE	OPPONENT	STADIUM	TIME	NETWORK	RESULT
Sunday, Sept. 8	Minnesota Vikings	MetLife Stadium	1:00 p.m.	FOX	L, 28-6
Sunday, Sept. 15	at Washington Commanders	Northwest Stadium	1:00 p.m.	FOX	L, 21-18
Sunday, Sept. 22	at Cleveland Browns	Huntington Bank Field	1:00 p.m.	FOX	W, 21-15
Thursday, Sept. 26	Dallas Cowboys	MetLife Stadium	8:15 p.m.	prime video	L, 20-15
Sunday, Oct. 6	at Seattle Seahawks	Lumen Field	4:25 p.m.	CBS	W, 29-20
Sunday, Oct. 13	Cincinnati Bengals	MetLife Stadium	8:20 p.m.	NBC	L, 17-7
Sunday, Oct. 20	Philadelphia Eagles	MetLife Stadium	1:00 p.m.	FOX	L, 28-3
Monday, Oct. 28	at Pittsburgh Steelers	Acrisure Stadium	8:15 p.m.	ESPN abc	L, 26-18
Sunday, Nov. 3	Washington Commanders	MetLife Stadium	1:00 p.m.	FOX	L, 27-22
Sunday, Nov. 10	at Carolina Panthers (Germany)	Allianz Arena	9:30 a.m.	NETWORK	L, 20-17 (OT)
BYE					
Sunday, Nov. 24	Tampa Bay Buccaneers	MetLife Stadium	1:00 p.m.	CBS	L, 30-7
Thursday, Nov. 28	at Dallas Cowboys	AT&T Stadium	4:30 p.m.	FOX	L, 27-20
Sunday, Dec. 8	New Orleans Saints	MetLife Stadium	1:00 p.m.	FOX	
Sunday, Dec. 15	Baltimore Ravens	MetLife Stadium	1:00 p.m.	CBS	
Sunday, Dec. 22	at Atlanta Falcons	Mercedes-Benz Stadium	1:00 p.m.	FOX	
TBD	Indianapolis Colts	MetLife Stadium	TBD		
TBD	at Philadelphia Eagles	Lincoln Financial Field	TBD		

TIMES SUBJECT TO CHANGE

ALL TIMES EASTERN

### CREDENTIALS

The NFL will be implementing a league-wide accreditation modernization process that will be used at all 30 stadiums, beginning with the 2024 season. The purpose is to enhance security by streamlining accreditation across the league for all who utilize a credential to access an NFL game—both media and non-media alike. The NFL has determined the most sensitive areas in stadiums on gameday, and to access those areas, credential scanning and biometric authentication will be required. All individuals accredited for an NFL game, regardless of their job function, must agree to the credential use terms and follow the same logistical process. For questions regarding credentials, please email Maddi Harris at [Maddi.Harris@Giants.NFL.net](mailto:Maddi.Harris@Giants.NFL.net).

### ONLINE PRESSROOM

The Giants online media center, [NFLONG.com](http://NFLONG.com), is a “one-stop shop” aimed at assisting media in their daily coverage of the team. Content includes broadcast-quality audio and video, updated practice availability, practice schedules plus more. The site requires a username and password and all content is downloadable and approved for editorial use. Media requesting access can send an email to Payton Holcombe at [Payton.Holcombe@Giants.NFL.net](mailto:Payton.Holcombe@Giants.NFL.net).

All media are welcome to use our guest account below:

Username: giantsguest

Password: gobigblue

**New York Giants**

**2024 Reg. Season Record:** 2-10  
**Head Coach:** Brian Daboll, 3rd Year  
**Reg. Season Record at NYG:** 17-28-1  
**Career Reg. Season Record:** Same  
**Last Game:** L, 27-20 at DAL (11/28/24)



VS



**New Orleans Saints**

**2024 Reg. Season Record:** 4-8  
**Interim Head Coach:** Darren Rizzi, 1st Year  
**Reg. Season Record at NO:** 2-1-0  
**Career Reg. Season Record:** Same  
**Last Game:** L, 21-14 vs. LAR (12/1/24)

WEEK 14 // SUNDAY, DEC. 8, 2024 // 1:00 PM ET // METLIFE STADIUM // EAST RUTHERFORD, NJ // FOX

**GIANTS VS SAINTS**

The Giants (2-10) host the New Orleans Saints (4-8) in their third matchup against the NFC South on Sunday, Dec. 8 in MetLife Stadium. Kickoff is set for 1:00 p.m. ET on FOX.

Sunday's game will be the 33rd regular season meeting between the Giants and Saints, with the Giants holding a 17-15 series lead. The Giants have won three of the last five home matchups against the Saints, most recently in 2016.

The Giants' most recent victory over the Saints was on Oct. 3, 2021, when they defeated the Saints in overtime, 27-21, to break their six-game losing streak in New Orleans that dated back to 1994.

**GIANTS BY THE NUMBERS**

**Overall Record:** 723-659-34  
**Home Record:** 401-307-17  
**Away Record:** 322-352-17  
**Record in December:** 151-148-3

**GIANTS SPOTLIGHT: WR WAN'DALE ROBINSON**

Nickname	Dale
Favorite TV Show?	Snowfall
Favorite musical artist?	Lil Baby
Favorite iPhone app?	X
If you could have one superpower, what would it be?	Teleportation
Favorite non-football athlete?	LeBron James
Best Christmas movie?	Home Alone



**INSIDE THE SERIES**

**Series Meetings (Including Postseason):** 32  
**Giants' Regular Season Record:** 17-15-0  
**Home:** 12-5-0  
**Away:** 5-10-0  
**Neutral:** 0-0  
**Giants' Postseason Record:** 0-0  
**First Game:** at Giants 27, Saints 21 (10/8/1967)  
**Last Game:** at Saints 24, Giants 6, (12/17/2023)

**LAST 5 MEETINGS**

Date	Game
12/17/2023	at Saints 24, Giants 6
10/3/2021	Giants 27, at Saints 21 (OT)
9/30/2018	Saints 33, at Giants 18
9/18/2016	at Giants 16, Saints 13
11/1/2015	at Saints 52, Giants 49

**REGULAR SEASON SERIES FACTS**

**Giants Shutouts:** 0 Shutouts  
**Saints Shutouts:** 0 Shutouts  
**Most Points, Giants:** 52; at Giants 52, Saints 27 (12/9/2012)  
**Most Points, Saints:** 52; at Saints 52, Giants 49 (11/1/2015)  
**Most Points Combined:** 101; at Saints 52, Giants 49 (11/1/2015)  
**Fewest Points, Giants:** 3; 2x; last: Saints 17, at Giants 3 (12/15/1996)  
**Fewest Points, Saints :** 3, at Giants 31, Saints 3 (10/24/1999)  
**Giants' Largest Margin of Victory:** 28; at Giants 31, Saints 3 (10/24/1999)  
**Saints' Largest Margin of Victory:** 38; at Saints 45, Giants 7 (12/14/2003)  
**Current Series Streak:** Saints, 1 Game; 12/17/2023 - Present  
**Giants' Longest Win Streak:** 3 games; 9/28/1997 - 9/30/2001  
**Saints' Longest Win Streak:** 3 games; 12/24/2006 - 11/28/2011

**REGULAR SEASON SUPERLATIVES SINCE 1960**

**Rushing Yards, Giants:** 149, RB Rodney Hampton (9/24/1995)  
**Rushing Yards, Saints:** 134, RB Alvin Kamara (9/30/2018)  
**Passing Yards, Giants:** 406, QB Eli Manning (11/28/2011)  
**Passing Yards, Saints:** 505, QB Drew Brees (11/1/2015)  
**Receptions, Giants:** 11, TE Gary Shirk (9/20/1981)  
**Receptions, Saints:** 9, 3x; last: TE Ben Watson (11/21/2015)  
**Receiving Yards, Giants:** 157, WR Victor Cruz (11/28/2011)  
**Receiving Yards, Saints:** 166, WR Marques Colston (10/18/2005)

**THIS WEEK'S SCHEDULE**

2 Monday	3 Tuesday	4 Wednesday	5 Thursday	6 Friday	7 Saturday	8 Sunday
1:20 p.m. ET - Players Available via Zoom	No Availability	12:30 p.m. ET - Head Coach Brian Daboll Available  12:45 p.m. ET - Practice  3:00 p.m. ET - Players Available	12:10 p.m. ET - Special Teams Coordinator Michael Ghobrial Available  12:20 p.m. ET - Defensive Coordinator Shane Bowen Available  12:30 p.m. ET - Asst. Head Coach/Offensive Coordinator Mike Kafka Available  12:45 p.m. ET - Practice  2:55 p.m. ET - Players Available	11:00 a.m. ET - Offensive Assistants Available  11:15 a.m. ET - Defensive Assistants Available  11:30 a.m. ET - Head Coach Brian Daboll Available  11:45 a.m. ET - Practice  1:25 p.m. ET - Players Available	No Availability	1:00 p.m. ET - Giants vs. Saints

**BROADCAST INFORMATION**

**TELEVISION:** FOX

**Play-by-Play:** Kevin Kugler

**Analyst:** Daryl Johnston

**Sideline Reporter:** Laura Okmin

**GIANTS RADIO:** WFAN 660 AM

**Play-by-Play:** Bob Papa

**Analyst:** Carl Banks

**Sideline:** Howard Cross

**SIRIUSXM:** Channel 162 or 227

**Link:** [New York Giants vs. New Orleans Saints SiriusXM](#)

**GIANTS POSTGAME LIVE:**

Giants Postgame Live presented by Hackensack Meridian Health immediately after the game on MSG Networks, YouTube, Giants.com, Giants App and GiantsTV hosted by Madelyn Burke with Shaun O'Hara, Amani Toomer, Paul Dottino and Howard Cross.

**MEDIA GUIDE**

The electronic version of the Giants 2024 Media Guide is available online. Please visit [NFLONG.com](#).

**GIANTS ON SOCIAL**

**Twitter:** @Giants

**Instagram:** @NYGiants

**TikTok:** @NYGiants

**Snapchat:** @NewYorkGiants

**Facebook:** @NewYorkGiants

**YouTube** @NewYorkGiantsFootball1925

**GIANTS ON THE WEB**

**WEB:** Giants.com is the only place to watch live broadcasts of Head Coach Brian Daboll's press conferences, player spotlight features and more.

**APP:** Download the FREE Giants Mobile App to get Giants news on-the-go 24/7! Sign up for the Giants.com E-Newsletter, which features weekly game preview information at [Giants.com/Newsletter](#).

**PRONUNCIATIONS**

Greg <b>DULCICH</b>	dul-SICH
Jermaine <b>ELUEMUNOR</b>	eh-LOO-muh-nor
Joshua <b>EZEUDU</b>	ee-ZOO-doo
<b>COR'DALE</b> Flott	coor-dale
<b>TOMON</b> Fox	tuh-mon
Casey <b>KREITER</b>	CRY-ter
Jake <b>KUBAS</b>	KOO-bus
Jude <b>MCATAMNEY</b>	mick-uh-TOM-nay
Darius <b>MUASAU</b>	MOO-uh-sow (like cow)
Tyler <b>NUBIN</b>	noo-BIN
Rakeem <b>NUÑEZ-ROCHES</b>	NOON-yez RO-ches
<b>AZEEZ OJULARI</b>	ah-ZEEZ oju-LAHR-ee
Bobby <b>OKEREKE</b>	oh-care-uh-KAY
Gunner <b>OLSZEWSKI</b>	O-sheh-ski
Jason <b>PINNOCK</b>	pin-NOCK
<b>WAN'DALE</b> Robinson	WAN-Dale
Kayvon <b>THIBODEAUX</b>	ti-buh-dough
Greg <b>VAN ROTEN</b>	van ROW-tin

MY CAUSE MY CLEATS



The Giants are celebrating **“My Cause My Cleats”** during Weeks 13 and 14. Players and staff members will wear specially designed cleats or sneakers bringing attention to various causes and non-profit organizations they support. This year, fans can vote for their favorite player designs, and the organizations of the top three vote-getters will receive a contribution to continue their work in the community. To view the rest of the players and staff, you can [click here](#).

FORT HAMILTON BASE VISIT



On Tuesday, November 19th, **Tomon Fox** and **Ihmir Smith-Marsette** visited **Fort Hamilton** in **Brooklyn** to tour the base, meet with soldiers and attend an enlistment ceremony for 20 new service members.

NATIVE AMERICAN HERITAGE MONTH



On Thursday, November 21st, the **New York Giants** invited the football teams from **Wappingers Falls High School** and **Nyack High School** to attend a panel at the **Smithsonian’s Institute of the American Indian** in **New York City**. Both teams were selected as they recently changed their mascot away from Native American themes. **Carter Coughlin** was in attendance as the teams shared a day of cultural learning in honor of **Native American Heritage Month**. Through the generosity of the **NFL Foundation**, **Nike** and the Giants, a **\$5,000 contribution** was made to the museum.



24

2023 WEEK 15

New Orleans Saints 24, New York Giants 6

70,038 NY Caesars Superdome NY Dec 17, 2023



6

New York Giants	3	3	0	0	-	6
New Orleans Saints	7	0	10	7	-	24

SCORING DRIVES

TEAM	QTR	TIME	SCORING PLAY	NYG	NO
Giants	1	10:00	R.Bullock 56 yd. Field Goal (9-37, 5:00)	3	0
Saints	1	00:29	K.Kirkwood 7 yd. pass from D.Carr (B.Grupe kick) (11-68, 6:35)	3	7
Giants	2	00:00	J.Gillan 40 yd. Field Goal (13-39, 2:55)	6	7
Saints	3	08:39	J.Johnson 23 yd. pass from D.Carr (B.Grupe kick) (10-68, 6:21)	6	14
Saints	3	04:17	B.Grupe 50 yd. Field Goal (5-25, 2:03)	6	17
Saints	4	10:47	J.Graham 1 yd. pass from D.Carr (B.Grupe kick) (11-65, 7:02)	6	24

NEW ORLEANS SAINTS

PASSING	ATT	CP	YDS	SK/YD	TD	LG	INT	RTG
Derek Carr	28	23	218	1/9	3	23†	0	134.8
Taysom Hill	1	0	0	0/0	0	0	0	39.6
<b>TOTAL</b>	<b>29</b>	<b>23</b>	<b>218</b>	<b>1/9</b>	<b>3</b>	<b>23†</b>	<b>0</b>	<b>132.5</b>

RUSHING	ATT	YDS	AVG	LG	TD
Alvin Kamara	16	66	4.1	15	0
Jamaal Williams	8	24	3.0	8	0
Taysom Hill	1	1	1.0	1	0
Derek Carr	3	-4	-1.3	-1	0
<b>TOTAL</b>	<b>28</b>	<b>87</b>	<b>3.1</b>	<b>15</b>	<b>0</b>

RECEIVING	NO	YDS	AVG	LG	TD
Alvin Kamara	5	44	8.8	17	0
Rashid Shaheed	3	36	12.0	19	0
Lynn Bowden Jr.	3	31	10.3	17	0
Foster Moreau	3	13	4.3	8	0
Juwan Johnson	2	38	19.0	23†	1
A.T. Perry	2	34	17.0	18	0
Jimmy Graham	2	9	4.5	8	1
Keith Kirkwood	1	7	7.0	7†	1
Taysom Hill	1	4	4.0	4	0
Jamaal Williams	1	2	2.0	2	0
<b>TOTAL</b>	<b>23</b>	<b>218</b>	<b>9.5</b>	<b>23†</b>	<b>3</b>

TOP DEFENSE	TOT	SOLO	AST	SCK	YDS	INT
Demario Davis	10	8	2	1.0	8.0	0
Tanoh Kpassagnon	6	5	1	3.0	20.0	0
Alontae Taylor	6	4	2	0.0	0.0	0

FIELD GOALS	FGM/FGA	PERCENT	RESULTS
Blake Grupe	1-1	100.0	50G
<b>TOTAL</b>	<b>1-1</b>	<b>100.0</b>	

NEW YORK GIANTS

PASSING	ATT	CP	YDS	SK/YD	TD	LG	INT	RTG
Tommy DeVito	34	20	177	7/57	0	33	0	72.8
Tyrod Taylor	4	2	13	0/0	0	8	0	57.3
<b>TOTAL</b>	<b>38</b>	<b>22</b>	<b>190</b>	<b>7/57</b>	<b>0</b>	<b>33</b>	<b>0</b>	<b>71.2</b>

RUSHING	ATT	YDS	AVG	LG	TD
Tommy DeVito	4	36	9.0	14	0
Saquon Barkley	9	14	1.6	4	0
Matt Breida	3	10	3.3	5	0
<b>TOTAL</b>	<b>16</b>	<b>60</b>	<b>3.8</b>	<b>14</b>	<b>0</b>

RECEIVING	NO	YDS	AVG	LG	TD
Darius Slayton	4	63	15.8	33	0
Darren Waller	4	40	10.0	29	0
Wan'Dale Robinson	4	25	6.3	13	0
Eric Gray	3	6	2.0	3	0
Saquon Barkley	2	23	11.5	17	0
Daniel Bellinger	2	13	6.5	8	0
Matt Breida	2	11	5.5	8	0
Lawrence Cager	1	9	9.0	9	0
<b>TOTAL</b>	<b>22</b>	<b>190</b>	<b>8.6</b>	<b>33</b>	<b>0</b>

TOP DEFENSE	TOT	SOLO	AST	SCK	YDS	INT
Jason Pinnock	8	7	1	1.0	9.0	0
A'Shawn Robinson	8	7	1	0.0	0.0	0
Micah McFadden	6	5	1	0.0	0.0	0

FIELD GOALS	FGM/FGA	PERCENT	RESULTS
Jamie Gillan	1-1	100.0	40G
Randy Bullock	1-1	100.0	56G
<b>TOTAL</b>	<b>2-2</b>	<b>100.0</b>	

Team Statistics

	Giants	Saints
First Downs	12	20
3rd-Down Eff. (Made/Att/Pct)	2/16/13%	6/12/50%
4th-Down Eff. (Made/Att/Pct)	3/5/60%	0/0/0%
Total Net Yards	193	296
Total Plays	61	58
Yards Per Play	3.2	5.1
Rushes/Net Yards	16/60	28/87
Net Passing	133	209
Pass Attempts/Completions	38/22	29/23
Had Intercepted	0	0
Sacked/Yards Lost	7/57	1/9
Punts/Average	5/47.6	4/41.8
Penalties/Yards	5/32	6/58
Fumbles/Lost	0/0	0/0
Possession Time	26:33	33:27

**New York Giants**

	Giants	Opponents
Total First Downs	227	220
3rd Down: Made/Att	61/165 (37%)	55/149 (37%)
Total Net Yards	3,589	4,081
Net Yards Rushing	1,391	1,750
Net Yards Passing	2,198	2,331
Total Touchdowns	19	30
Rushing TDs	10	13
Passing TDs	8	13
INT/FUM Return TDs	0	3
PR/KR TDs	0	1
Special Teams TDs	1	0
Punt Return Avg.	6.9	10.4
Kick Return Avg.	26.1	27.0
Sacks	36	40

	Player	Stat
--	--------	------

Scoring	Tyrone Tracy Jr.	24
Pass Attempts	Drew Lock	41
Pass Completions	Drew Lock	25
Completion Pct.	Tommy DeVito	67.7%
Passing Yards	Tommy DeVito	189
Passing TDs	N/A	-
Rushing Attempts	Tyrone Tracy Jr.	125
Rushing Yards	Tyrone Tracy Jr.	619
Rushing TDs	Tyrone Tracy Jr.	4
Rushing Avg. (min. 25 att.)	Tyrone Tracy Jr.	5.0
Receptions	Malik Nabers	75
Receiving Yards	Malik Nabers	740
Receiving TDs	Malik Nabers	3
Avg. Yards-Per-Rec (min. 15 receptions)	Darius Slayton	14.0
Tackles	Bobby Okereke	93
Sacks	Dexter Lawrence II	9.0
Interceptions	Darius Muasau	1
Punt Returns	Ihmir Smith-Marsette	21
Punt Return Avg.	Ihmir Smith-Marsette	7.2
KO Returns	Eric Gray	20
KO Returns Avg.	Eric Gray	25.9
Punts	Jamie Gillan	34
Punting Avg.	Jamie Gillan	45.7

**New Orleans Saints**

	Saints	Opponents
Total First Downs	223	249
3rd Down: Made/Att	60/156 (38%)	52/141 (37%)
Total Net Yards	4,276	4,795
Net Yards Rushing	1,581	1,632
Net Yards Passing	2,567	2,989
Touchdowns	31	30
Rushing	14	15
Passing	16	12
INT/FUM Return TDs	0	2
PR/KR TDs	1	0
Special Teams TDs	0	1
Punt Return Avg.	7.2	13.9
Kick Return Avg.	26.8	25.4
Sacks	27	23

	Player	Stat
--	--------	------

Scoring	Blake Grupe	86
Pass Attempts	Derek Carr	248
Pass Completions	Derek Carr	169
Completion Pct.	Derek Carr	68.1%
Passing Yards	Derek Carr	1,926
Passing TDs	Derek Carr	14
Rushing Attempts	Alvin Kamara	206
Rushing Yards	Alvin Kamara	894
Rushing TDs	Alvin Kamara, Taysom Hill	6
Rushing Avg. (min. 25 att.)	Taysom Hill	7.1
Receptions	Alvin Kamara	59
Receiving Yards	Alvin Kamara	450
Receiving TDs	Marquez Valdes-Scantling	4
Avg. Yards-Per-Rec (min. 15 receptions)	Foster Moreau	13.1
Tackles	Demario Davis	82
Sacks	Bryan Bresee	6.5
Interceptions	P. Adebo, T. Mathieu	3
Punt Returns	Jermaine Jackson	7
Punt Return Avg.	Dante Pettis	27.0
KO Returns	Jermaine Jackson	8
KO Returns Avg.	Taysom Hill	42.0
Punts	Matthew Hayball	50
Punting Avg.	Matthew Hayball	44.1

## New York Giants

### OFFENSIVE RANKINGS

Category	Stat	League Ranking
Total Yards Per Game	299.1	T-26th
Rushing Yards Per Game	115.9	15th
Passing Yards Per Game	183.2	31st
First Downs Per Game	18.9	20th
3rd Down Conversion Rate	36.97%	21st
4th Down Conversion Rate	59.09%	18th
Red Zone - TD Rate	42.42%	32nd
Average Time of Possession	30:56	10th
Points Per Game	15.3	32nd

### DEFENSIVE RANKINGS

Category	Stat	League Ranking
Total Yards Allowed Per Game	340.1	19th
Rushing Yards Allowed Per Game	145.8	29th
Passing Yards Allowed Per Game	194.3	6th
First Downs Allowed Per Game	18.3	T-8th
Opp. 3rd Down Conversion Rate	36.91%	14th
Opp. 4th Down Conversion Rate	62.50%	20th
Red Zone - Allowed TD Rate	51.35%	T-11th
Points Allowed Per Game	23.3	18th

### SPECIAL TEAMS RANKINGS

Category	Stat	League Ranking
Punt Return Average	6.9	32nd
Kickoff Return Average	26.1	21st
Field Goal Percentage	82.61%	T-18th
Opp. Punt Return Average	10.4	19th
Opp. Kick Return Average	27.0	13th

## New Orleans Saints

### OFFENSIVE RANKINGS

Category	Stat	League Ranking
Total Yards Per Game	345.7	12th
Rushing Yards Per Game	131.8	10th
Passing Yards Per Game	213.9	19th
First Downs Per Game	18.6	21st
3rd Down Conversion Rate	38.46%	15th
4th Down Conversion Rate	57.89%	20th
Red Zone - TD Rate	58.33%	9th
Average Time of Possession	29:34	20th
Points Per Game	23.0	14th

### DEFENSIVE RANKINGS

Category	Stat	League Ranking
Total Yards Allowed Per Game	385.1	30th
Rushing Yards Allowed Per Game	136.0	26th
Passing Yards Allowed Per Game	249.1	29th
First Downs Allowed Per Game	20.8	T-26th
Opp. 3rd Down Conversion Rate	36.88%	13th
Opp. 4th Down Conversion Rate	38.89%	3rd
Red Zone - Allowed TD Rate	51.35%	T-11th
Points Allowed Per Game	23.4	19th

### SPECIAL TEAMS RANKINGS

Category	Stat	League Ranking
Punt Return Average	13.9	3rd
Kickoff Return Average	26.8	19th
Field Goal Percentage	90.91%	6th
Opp. Punt Return Average	7.2	7th
Opp. Kick Return Average	25.4	5th



**GIANTS CONNECTIONS TO LOUISIANA**

GIANTS	HOMETOWN/COLLEGE
DT Elijah Chatman	Shreveport, Louisiana
WR Malik Nabers	Youngsville, Louisiana; LSU (2021-23)
CB Cor'Dale Flott	LSU (2019-21)
LB Patrick Johnson	Tulane University (2017-20)

**FORMER SAINTS**

GIANTS	NOTES
TE Chris Manhertz	2016
LB Ty Summers	2023
Running Backs Coach Joel Thomas	Running Backs Coach (2015-23)

**SAINTS CONNECTIONS TO N.Y./N.J.**

SAINTS	HOMETOWN/COLLEGE
C/G Cesar Ruiz	Camden, N.J.
TE Juwan Johnson	Glassboro, N.J.
Interim Head Coach Darren Rizzi	Hillsdale, N.J.; Graduate Asst. at Colgate University (1993); Special Teams Coordinator at Rutgers (2002-07)
Quarterbacks Coach Andrew Janocko	Graduate Asst. at Rutgers (2011)
Defensive Asst. Adam Gristick	Graduate Asst. at Syracuse (2016) & Defensive Quality Control (2017)
Asst. Special Teams Coach Phil Galiano	Defensive Graduate Asst. (2003), Linebackers Coach (2004), Defensive Ends Coach (2005-06), Tight Ends Coach (2010), Defensive Line Coach (2011) at Rutgers

**FORMER GIANTS**

SAINTS	NOTES
C Shane Lemieux	2020-23
Senior Defensive Asst. Peter Giunta	Defensive Backs Coach (2006-14)

**NFL CONNECTIONS**

GIANTS	SAINTS
LB Matthew Adams (2022)	G Lucas Patrick (2022-23)
QB Tim Boyle (2022)	
WR Ihmir Smith-Marsette (2022)	
DT Armon Watts (2022)	
QB Tim Boyle (2018-20)	RB Jamaal Williams (2017-20)
LB Ty Summers (2019-21)	G Lucas Patrick (2017-21)
G Jon Runyan Jr. (2020-23)	WR Marquez Valdes-Scantling (2018-21)
	CB Shemar Jean-Charles (2021-22)
QB Tim Boyle (2021-22)	CB Will Harris (2019-23)
	RB Jamaal Williams (2021-22)

**NFL CONNECTIONS (CONT.)**

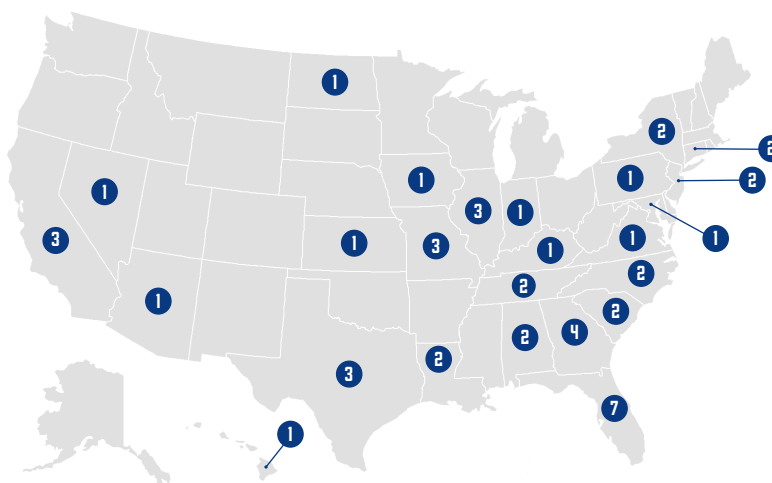
GIANTS	SAINTS
G Greg Van Roten (2020-21)	DT Nathan Shepherd (2018-22)
S Jason Pinnock (2021)	
DL Rakeem Nuñez-Roches (2015-17)	DT Khalel Saunders (2019-22)
WR Ihmir Smith-Marsette (2022)	LB Willie Gay (2020-23)
	WR Marquez Valdes-Scantling (2022-23)
	S Ugo Amadi (2022)
T Jermaine Eluemunor (2021-23)	QB Derek Carr (2014-22)
	TE Foster Moreau (2019-22)

**COLLEGE CONNECTIONS**

GIANTS	SAINTS
T Evan Neal (2019-21)	CB Kool-Aid McKinstry (2021-23)
WR Wan'Dale Robinson (2019-20)	OT Landon Young (2016-20)
CB Dru Phillips (2020-23)	
RB Eric Gray (2019-20)	CB Alontae Taylor (2018-21)
WR Jalin Hyatt (2020-22)	
T Jermaine Eluemunor (2014-15)	C Erik McCoy (2015-18)
G Jon Runyan Jr. (2016-19)	C Cesar Ruiz (2017-19)
S Tyler Nubin (2019-23)	S Jordan Howden (2018-22)
OLB Kayvon Thibodeaux (2019-21)	C Shane Lemieux (2015-19)
	TE Juwan Johnson (2019)
LB Matthew Adams (2014-17)	DE Payton Turner (2017-20)
DB Art Green (2020-22)	
CB Tre Hawkins III (2021-22)	OT Nick Saldiveri (2018-19, 21-22)



T Jermaine Eluemunor and QB Derek Carr played together for two seasons on the Las Vegas Raiders (2021-22).



**HOMETOWN HEROES:** The Giants players represent 25 states and 2 countries. Below is a breakdown.

**Alabama [2]**

Cor'Dale Flott – Saraland  
 Ra'keem Nuñez-Roches – Phenix City

**Arizona [1]**

D.J. Davidson – Mesa

**California [3]**

Greg Dulcich – Glendale  
 Bobby Okereke – Santa Ana  
 Kayvon Thibodeaux – South Central LA

**Connecticut [2]**

Tim Boyle – Middlefield  
 Jason Pinnock – Windsor

**Florida [7]**

Corey Durden – Newberry  
 Dane Belton – Tampa  
 Brian Burns – Fort Lauderdale  
 Anthony Johnson Jr. – St. Petersburg  
 Micah McFadden – Tampa  
 Evan Neal – Okeechobee  
 Devin Singletary – Deerfield Beach

**Georgia [4]**

Joshua Ezeudu – Lawrenceville  
 Tomon Fox – Lawrenceville  
 Christopher Hubbard – Columbus  
 Darius Slayton – Norcross

**Hawaii [1]**

Darius Muasau – Ewa Beach

**Illinois [3]**

Adoree' Jackson – Belleville  
 Tyler Nubin – St. Charles  
 John Michael Schmitz Jr. – Flossmoor

**Indiana [1]**

Tyrone Tracy Jr. – Indianapolis

**Iowa [1]**

Casey Kreiter – DeWitt

**Kansas [1]**

Isaiah Simmons – Olathe

**Kentucky [1]**

Wan'Dale Robinson – Frankfort

**Louisiana [2]**

Elijah Chatman – Shreveport  
 Malik Nabers – Youngsville

**Maryland [1]**

Deonte Banks – Baltimore

**Missouri [3]**

Drew Lock – Columbia  
 Art Green – Chesterfield  
 Armon Watts – St. Louis

**North Dakota [1]**

Jake Kubas – Dickinson

**Nevada [1]**

Daniel Bellinger – Las Vegas

**New Jersey [2]**

Tommy DeVito – Cedar Grove  
 Ihmir Smith-Marsette – Newark

**New York [2]**

Chris Manhertz – Bronx  
 Greg Van Roten – Mineola

**North Carolina [2]**

Bryce Ford-Wheaton – Fuquay-Varina  
 Jordan Riley – New Bern

**Pennsylvania [1]**

Jon Runyan Jr. – Philadelphia

**South Carolina [2]**

Jalin Hyatt – Irmo  
 Dru Phillips – Mauldin

**Tennessee [2]**

Eric Gray – Memphis  
 Patrick Johnson – Chattanooga

**Texas [3]**

Matthew Adams – Missouri City  
 Tre Hawkins III – Temple  
 Ty Summers – San Antonio

**Virginia [1]**

Aaron Stinnie – Charlottesville

**Scotland [2]**

Graham Gano – Arbroath  
 Jamie Gillan – Inverness

**England [1]**

Jermaine Eluemunor – London

**TOMMY DEVITO**



**QB Tommy DeVito** made his seventh career start, completed 21-of-31 passes (67.7%) for 189 yards and carried the ball seven times for 32 yards (4.6 avg.) in Week 12 against Tampa Bay. In 2023, DeVito played in nine games and made six starts. He completed 114-of-178 (64.0%) passes for 1,101 yards, eight touchdowns and three interceptions. On the ground, DeVito rushed 36 times for 195 yards and one touchdown.

During the 2023 season, DeVito recorded three straight games (Weeks 11 through 14, not including Week 13, which was the bye) with a 100-plus passer rating, making him the first undrafted free agent rookie since 1970 to have three consecutive games with a passer rating higher than 100. Before DeVito's streak, **Eli Manning** (2014) was the last Giants quarterback to record three straight games with a 100-plus passer rating.

DeVito was named the NFC Offensive Player of the Week after his performance on Monday Night Football vs. Green Bay in Week 14. DeVito completed 17-of-21 passes (81.0%) for 158 yards and one touchdown for a passer rating of 113.9. He rushed 10 times for 71 yards. Since 1950, DeVito has been the only quarterback to start a game and complete 80 percent of his passes, rush for 70 or more yards, commit no turnovers and take no sacks in a game. His 71 rushing yards were the most by a Giants rookie quarterback in a single game since 1960.

When DeVito made his first career start in Week 10 in 2023, he became the first UDFA quarterback to start a non-strike game for the Giants since the common draft began in 1967.



**A GLANCE AT DEVITO'S ROOKIE NUMBERS**

Stat	Number
Passing Attempts	178
Completions	114
Completion Percentage	64.0%
Passing Yards	1,101
Passing Touchdowns	8
Interceptions	3
Passer Rating	89.2
Rushing Attempts	36
Rushing Yards	195
Rushing Touchdowns	1



**DREW LOCK**



**QB Drew Lock** started his first game as a Giant, in place of the injured **QB Tommy DeVito**, in Week 13 against Dallas. In his 24th career start, Lock completed 21-of-32 (65.6%) passes for 178 yards and carried the ball four times for a team-high 57 yards (14.3 avg.) and one touchdown. He recorded two rushes of 20-plus yards in the game, becoming the only Giants quarterback since 2000 to have multiple 20-plus yard runs in the same game.

Before joining the Giants in the 2024 offseason, Lock started his career in Denver, which selected him in the second round (42nd overall) of the 2019 NFL Draft. After three seasons in Denver (2019-2021), Lock was traded to the Seattle Seahawks, where he spent two seasons.

In his career, Lock has completed 494-of-827 passes (59.7%) for 5,470 yards, 28 touchdowns and 24 interceptions. He has also carried the ball 82 times for 369 yards (4.5 avg.) and six touchdowns.

**TYRONE TRACY JR.**



RB Tyrone Tracy Jr. was drafted in the fifth round (166th overall) of the 2024 NFL Draft from Purdue. Tracy has a team-leading 619 rushing yards, 125 carries and 5.0-yard average. He has the second-most rushing yards among NFL rookies. He also has 24 receptions for 178 yards (7.4 avg.). With 797 yards from scrimmage, Tracy ranks fourth in the NFL among rookies.

Since Week 5, Tracy is 10th in total rushing yards (590) and the only rookie to have 530-plus rushing yards within that stretch. In that span, Tracy has five runs of 25-plus yards making him one of four players to have five or more runs of 25-plus yards.

**2024 RUSHING YARDS LEADERS AMONG ROOKIES**

Player, Team	Rushing Yards
1. Bucky Irving, TB	732
2. <b>Tyrone Tracy Jr., NYG</b>	<b>619</b>
3. Jayden Daniels, WAS	590
4. Caleb Williams, CHI	378
5. Drake Maye, NE	345

**2024 SCRIMMAGE YARDS LEADERS AMONG ROOKIES**

Player, Team	Scrimmage Yards
1. Bucky Irving, TB	1,017
2. Brock Bowers, LV	895
3. Ladd McConkey, LAC	815
4. <b>Tyrone Tracy Jr., NYG</b>	<b>797</b>
5. Brian Thomas Jr., JAX	795

Tracy scored his fourth rushing touchdown of the season, all of which have occurred in the past seven games, in Week 13 against Dallas. With this score, Tracy became just the fifth Giants rookie running back to score four rushing touchdowns in a seven-game span joining Saquon Barkley (2018), Andre Williams (2014), Brandon Jacobs (2005) and Ron Dayne (2000).

In Week 10 against Carolina, Tracy rushed for 103 yards, his third 100-plus yard rushing game since Week 5, and one touchdown. He became one of four Giants rookies to have at least two games with 100-plus rushing yards and one-plus rushing touchdown joining Saquon Barkley (2018, six), Bill Paschal (1943, two) and Eddie Price (1950, two).

In Week 8 at Pittsburgh, Tracy rushed for a season-high 145 yards on 20 carries (7.3 avg.), the longest a 45-yard touchdown in the third quarter. Tracy's 145 yards was the highest rushing total by a Giants rookie since Saquon Barkley ran for 179 yards at Washington (12/9/18). Tracy tied RB Eddie Price for the fifth-highest rushing total by a rookie in Giants history. Price ran for 145 yards at Baltimore (11/19/50). Tracy's 45-yard touchdown run was the longest rushing touchdown by a Giants rookie since Barkley at Washington (78 yards, 12/9/18).

Tracy is the first rookie since Jonathan Taylor, and ninth since 2000, to have multiple games averaging 7.0 yards per carry (minimum 15 attempts).

**ROOKIES WITH MULTIPLE GAMES OF 7.0 YPC SINCE 2000**

Player, Year, Team	Number of Games
T1. Adrian Peterson, 2007, MIN	3
T1. Chris Johnson, 2008, TEN	3
T2. Jonathan Stewart, 2008, CAR	2
T2. LeGarrette Blount, 2010, TB	2
T2. Bryce Brown, 2012, PHI	2
T2. Todd Gurley, 2015, STL	2
T2. Kareem Hunt, 2017, KC	2
T2. Jonathan Taylor, 2020, IND	2
<b>T2. Tyrone Tracy Jr., 2024, NYG</b>	<b>2</b>

Tracy made his first two career starts in Week 5 and 6. His 237 yards from scrimmage through his first two starts are the fourth-most by a Giant since 1970 and the most by a Giant since RB Derrick Ward had 245 yards in his first two starts in 2007.

In Week 6, Tracy had 107 yards from scrimmage including 50 rushing (17 attempts) and 57 receiving (six receptions) and his first career rushing touchdown. Tracy became the first Giants rookie drafted in the fifth round or later to rush for a touchdown since RB Ahmad Bradshaw at Buffalo (12/23/07). He became the seventh rookie in the NFL since 2018 to have 50-plus yards rushing and receiving and a rushing touchdown in a single game.

In the Giants victory at Seattle in Week 5, Tracy rushed for 129 yards on 18 carries (7.2 avg.). He became the first rookie running back since Ahmad Bradshaw (at Buffalo, 12/23/07) to average over seven yards-per-carry with at least 15 attempts. His 129 rushing yards, which led the NFL in Week 5, were the most by a Giants rookie running back since Saquon Barkley rushed for 170 yards at Washington (12/9/18) and the most by a Giant in the first career start.

He is the first rookie running back since Kansas City's Kareem Hunt vs. New England (9/7/17) to average over seven yards-per-carry (min. 15 carries) in his first career start.

## DEVIN SINGLETARY



This season, **RB Devin Singletary** has 349 rushing yards and three touchdowns on 87 carries (4.0 avg.) and 99 receiving yards on 16 catches (6.2 avg.).

Singletary had the third-longest run of his career in Week 3 with a 43-yard run that sealed the victory over Cleveland. It was his longest rush since a 46-yard touchdown run at Miami (9/19/21) when he was a member of the Buffalo Bills. He ended the contest with 16 carries for 65 yards and a touchdown and four receptions for 43 yards. He became the first Giants running back since **Saquon Barkley** (12/18/22 - 12/24/22) to have a rushing touchdown in back-to-back games.

In Week 2, Singletary totaled 95 yards on 16 attempts (5.9 yards-per-attempt) and scored his first touchdown as a Giant on a seven-yard run in the first quarter. Four of his attempts gained more than 10 yards, including a long run of 22 yards. According to Pro Football Focus, Singletary forced 10 missed tackles, the most among running backs in Week 2.

In his career, Singletary has produced 4,372 rushing yards and 22 touchdowns on 966 carries (4.5 yards-per-carry) and has 189 receptions for 1,256 yards and four touchdowns. He has eclipsed 680 rushing yards in each of his first five seasons in the NFL, making him one of 31 running backs in NFL history to accomplish this feat. He is one of six running backs to rush for 800-plus yards in each of the previous three seasons. Singletary is one of five running backs to surpass 956 yards from scrimmage in each of the last five seasons.



## MALIK NABERS



**WR Malik Nabers**, the sixth overall selection in the 2024 NFL Draft, has team-high totals of 75 receptions (116 targets), 740 yards and three touchdown receptions. Nabers ranks top-10 in targets, receptions, receiving yards per game and receiving first downs among all NFL players this season, despite missing two games due to a concussion.

Nabers is the only player in NFL history with 75-plus catches, 740-plus receiving yards and three-plus receiving touchdowns in his first 10 career games. He is also the only rookie and one of four wide receivers (**Ja'Marr Chase**, **Amon-Ra St. Brown** and **CeeDee Lamb**) this season with 75-plus catches, 740-plus receiving yards and three-plus receiving touchdowns.

In Week 13 against Dallas, Nabers had eight receptions and 69 receiving yards. Nabers' 75 receptions are the most in NFL history through 10 career games. He also became the sixth NFL rookie since 1970 to have six-plus receptions in five consecutive games. This was Nabers' ninth game with five-plus receptions and 50-plus receiving yards which is tied for the most by a Giants rookie in franchise history (**Odell Beckham Jr.**, nine games, 2014). Nabers has recorded 20 receptions in two games against Dallas this season which stands as the most against Dallas in a single season, passing **RB Saquon Barkley** (18 in 2018) and **RB Tiki Barber** (18 in 1999).

### ROOKIES SINCE 1970 TO RECORD AT LEAST FIVE CONSECUTIVE GAMES WITH SIX-PLUS RECEPTIONS

Player, Team, Year	Consecutive Games with 5+ Receptions
1. Odell Beckham Jr., NYG, 2014	9
2. Amon-Ra St. Brown, DET, 2021	6
<b>T3. Malik Nabers, NYG, 2024</b>	<b>5</b>
T3. Rashee Rice, KC, 2023	5
T3. Jarvis Landry, MIA, 2014	5
T3. Terry Kirby, MIA, 1993	5

With six receptions and 64 receiving yards in Week 12 against Tampa Bay, Nabers had the most receptions (67) in NFL history through nine career games. He is also became the only player in NFL history with at least five receptions and 50 receiving yards in eight of their first nine career games.

Nabers caught a game-high nine passes for 59 yards in Week 9 against Washington. Nabers has recorded 19 receptions in two contests against Washington this year which stands as the most receptions against Washington in a single season in Giants history, passing **RB Tucker Frederickson** (17 receptions, 1970).

Nabers caught 12 passes for 115 yards in Week 4 against Dallas. He became the first rookie in NFL history with 35-plus receptions, 385-plus receiving yards and 3-plus receiving touchdowns in the first four games of their career. Nabers joined **Puka Nacua** (2023) as the only two rookies in NFL history to have two games of 10-plus receptions and 115-plus receiving yards in their first four career games.

Against Cleveland in Week 3, Nabers totaled eight receptions for 78 yards and two touchdowns. He became the youngest wide receiver in NFL history to have two receiving touchdowns in a single game.

In Week 2 against Washington, Nabers was targeted 18 times resulting in 10 receptions for 127 yards and one touchdown. He became the second rookie in franchise history to record 10-plus receptions, 125-plus yards and one or more receiving touchdowns in a game, joining **Odell Beckham Jr.**, who achieved these marks four times in his rookie season.

The last NFL rookie to have 10-plus receptions, 125-plus receiving yards and one or more receiving touchdowns in a game was Cincinnati's **Ja'Marr Chase** vs. Kansas City (1/2/2022) when he recorded 11 receptions for 266 yards and three receiving touchdowns. Nabers, at 21 years and 49 days old, became the youngest player in NFL history with at least 10 receptions, 100 receiving yards and a touchdown in a single game, surpassing **Gern Nagler** (21 years and 251 days old on 11/1/1953; Chicago Cardinals).

**GIANTS ROOKIES WITH 10+ RECEPTIONS, 125+ YARDS AND 1+ RECEIVING TOUCHDOWN IN A SINGLE GAME**



**Odell Beckham Jr.**  
4x, last: vs PHI (12/28/14)  
12 Receptions  
185 Receiving Yards  
1 Receiving Touchdown



**Malik Nabers**  
Week 2 at Commanders  
10 Receptions  
127 Receiving Yards  
1 Receiving Touchdown

**MOST RECEPTIONS BY A GIANTS ROOKIE**

Player, Year	Receptions
T1. Saquon Barkley, 2018	91
T1. Odell Beckham Jr., 2014	91
<b>3. Malik Nabers, 2024</b>	<b>75</b>
4. Jeremy Shockey, 2002	74
5. Sterling Shepard, 2016	65

**MOST RECEPTIONS THROUGH FIRST 10 CAREER GAMES**

Player, Team	Receptions
<b>1. Malik Nabers, NYG, 2024</b>	<b>75</b>
2. Odell Beckham Jr., NYG, 2014	71
3. Brock Bowers, LV, 2024	70
4. Puka Nacua, LAR, 2023	70
5. Saquon Barkley, NYG, 2018	64

**NABERS' RANKS IN THE NFL**

**75 RECEPTIONS** ▶ **T-5th**

**116 TARGETS** ▶ **3rd**

**74.0 YARDS per GAME** ▶ **9th**

**40 FIRST DOWNS** ▶ **T-10th**



### NABERS' RANKS AMONG 2024 ROOKIES

Stat	Rank
116 Targets	1st
74.0 Yards-Per-Game	1st
40 First Down Receptions	2nd
75 Receptions	2nd
740 Receiving Yards	4th
231 Yards After Catch	5th
3 Receiving Touchdowns	T-7th

### MALIK NABERS GXG STATISTICS

	Receptions	Receiving Yards	Touchdowns
W1 vs MIN	5	66	-
W2 at WAS	10	127	1
W3 at CLE	8	78	2
W4 vs DAL	12	115	-
W5 at SEA	Inactive (Concussion)		
W6 vs CIN	Inactive (Concussion)		
W7 vs PHI	4	41	-
W8 at PIT	7	71	-
W9 vs WAS	9	59	-
W10 vs CAR	6	50	-
W12 vs TB	6	64	-
W13 vs DAL	8	69	-
<b>Total</b>	<b>75</b>	<b>740</b>	<b>3</b>



### DARIUS SLAYTON



In 2024, **WR Darius Slayton** has 34 receptions for 477 yards (14.0 avg.) and one touchdown.

Slayton gained 108 yards on just four receptions (27.0 avg.) in Week 8 at Pittsburgh, the second 100-yard game of the season and seventh of his career. Slayton had the second-highest yards-per-reception total in Week 8 among players with at least three receptions. This marked Slayton's fifth-highest single game yards-per-reception total of his career in games with at least three receptions. This was his highest total since he averaged 30.0 yards at Philadelphia (12/25/23).

In the Giants Week 5 victory at Seattle, Slayton had 8 receptions for 122 yards (15.3 avg.) and one touchdown. His eight catches tied the second-highest total of his career. His 122 yards were the third-highest total of his career and the most since 10/11/20 vs. Dallas. Slayton's touchdown of 30 yards was his 12th touchdown reception of 30-plus yards in his career, which is tied for the third-most in Giants history since 1970.

### MOST 30+ YARD TOUCHDOWN RECEPTIONS AMONG GIANTS SINCE 1970

Player	30+ Yard Touchdown Receptions
1. Odell Beckham Jr. (2014-2018)	16
2. Amani Toomer (1996-2008)	15
<b>T3. Darius Slayton (2019-2024)</b>	<b>12</b>
T3. Plaxico Burress (2005-2008)	12
T5. Several Players Tied	9

He has totaled 254 receptions for 3,801 yards and 20 touchdowns in six NFL seasons. Slayton has recorded back-to-back seasons of 700-plus receiving yards (2022 & 2023), a feat he also accomplished in his first two NFL seasons (2019-20). Dating back to 2019, Slayton is tied for fourth-highest in yards-per-reception among players with more than 200 receptions in that span.

### YARDS-PER-RECEPTION LEADERS SINCE 2019 WITH 200+ RECEPTIONS

Player, Team	Yards-Per-Reception
1. A.J. Brown, TEN/PHI	15.9
2. Mike Williams, NYJ	15.8
3. Justin Jefferson, MIN	15.1
<b>T4. Darius Slayton, NYG</b>	<b>15.0</b>
T4. Mike Evans, TB	15.0

### WAN'DALE ROBINSON



In 2024, WR Wan'Dale Robinson has career-high 63 receptions for 447 yards and two touchdowns while adding 18 rushing yards on three attempts. Robinson is tied for 12th in the NFL with 63 receptions. The Giants are the only team in the NFL with two players with 60-plus receptions (**Malik Nabers** (75) and Robinson (63)). Robinson ranks second in the NFL in third-down receptions with 24.

Robinson has recorded nine games with at least five receptions which is tied with **Malik Nabers** and four other players for the third-most in the NFL this season.

### GAMES WITH 5+ RECEPTIONS IN 2024

Player, Team	Number of Games
T1. Ja'Marr Chase, CIN	10
T1. Garrett Wilson, NYJ	10
<b>T3. Wan'Dale Robinson, NYG</b>	<b>9</b>
<b>T3. Malik Nabers, NYG</b>	<b>9</b>
T3. Justin Jefferson, MIN	9
T3. CeeDee Lamb, DAL	9
T3. Amon-Ra St. Brown, DET	9
T3. Brock Bowers, LV	9

### NFL THIRD-DOWN RECEPTION LEADERS

Player, Team	Third-Down Receptions
1. Courtland Sutton, DEN	26
<b>2. Wan'Dale Robinson, NYG</b>	<b>24</b>
3. George Pickens, PIT	23
T4. Amon-Ra St. Brown, DET	21
T4. Travis Kelce, KC	21

In Week 8 at Pittsburgh, Robinson had five receptions for 30 yards. This marked Robinson's sixth consecutive game with five-plus receptions becoming the first Giant since **Odell Beckham Jr.** in 2018 to have six consecutive games in a single season with five-plus receptions.

In Week 6 against Cincinnati, Robinson had five receptions for 50 yards on 11 targets. With 50 receiving yards, Robinson surpassed 1,000 receiving yards for his career.

Robinson logged career highs in receptions (11) and targets (14) for 71 yards in Week 4 against Dallas. Eight of his 11 receptions came on third-down, which doubled his total for the season. Robinson played in his 25th career game as a Giant in Week 4. Through 25 games, Robinson has recorded 109 receptions, which is the sixth-most by a Giant and the most since **Saquon Barkley** (2018-2019) recorded 129 in his first 25 career games.

Since entering the NFL in 2021, Robinson has 139 receptions for 1,146 yards and four touchdowns while adding 104 yards and one score on the ground. Robinson is the sixth Giants receiver to record 1,100-plus receiving yards and 100-plus rushing yards in their career, joining **Amani Toomer**, **Kyle Rote**, **Ike Hilliard**, **Sterling Shepard** and **Homer Jones**.

### GIANTS RECEPTION LEADERS IN FIRST 30 GAMES

Player, Years	Receptions
1. Odell Beckham Jr., 2014-2015	206
2. Saquon Barkley, 2018-2019	149
3. Jeremy Shockey, 2002-2004	146
4. Victor Cruz, 2011-2012	145
5. Hakeem Nicks, 2009-2010	140
6. Sterling Shepard, 2016-2017	138
7. Evan Engram, 2017-2018	136
<b>8. Wan'Dale Robinson, 2022-2024</b>	<b>134</b>
9. Steve Smith, 2007-2009	126
10. Bob Tucker, 1970-1971	111





## DEXTER LAWRENCE II



**DL Dexter Lawrence II** suffered an elbow injury in Week 13 at Dallas and was placed on injured reserve. This season, Lawrence has 44 tackles (23 solo), 16 quarterback hits, a career-high and team-high 9.0 sacks, eight tackles for loss and one pass defended.

Lawrence recorded five tackles, two tackles for loss, two quarterback hits and 2.0 sacks in Week 7 against the Eagles. It marked his third straight game with at least 1.0 sack and his third game of the season with more than 1.0 sack.

Lawrence posted a career-high 3.0 sacks, four tackles, four quarterback hits and two tackles for loss in Week 5 against the Seahawks. He becomes the first Giants defensive lineman to have 3.0 sacks in a game since **Leonard Williams** (vs. Dallas, 1/3/2021).

Lawrence produced four quarterback hits, three tackles, 2.0 sacks and one tackle for loss in Week 3 against the Browns.

In Week 1 against the Vikings, Lawrence had three tackles, one pass defended, 1.0 sack, one tackle for loss and one quarterback hit. Lawrence became the fourth Giant defender since 1970 to record a pass defended and a sack in a Week 1 matchup. **Justin Tuck** and **Osi Umenyiora** were the last Giants to do so and both accomplished this in the same game against Washington on 9/13/2009.

Lawrence has the fourth-most quarterback hits by a Giant.

### GIANTS ALL-TIME QUARTERBACK HITS LEADERS

Player	Quarterback Hits
1. Justin Tuck (2005-13)	120
2. Jason Pierre-Paul (2010-17)	109
3. Mathias Kiwanuka (2006-14)	97
4. <b>Dexter Lawrence II (2019-24)</b>	<b>95</b>
5. Osi Umenyiora (2003-12)	87

## BRIAN BURNS



This season, **OLB Brian Burns** has 52 tackles (31 solo), 12 quarterback hits, 10 tackles for loss, eight passes defended, 6.0 sacks and one forced fumble. Burns is one of two players in the NFL with 6.0-plus sacks and eight or more passes defended (Also Pittsburgh's **Cameron Heyward**).

With 6.0 sacks and eight passes defended this season, Burns is the third Giant (**Jason Pierre-Paul**, **Justin Tuck**) to record 6.0-plus sacks and eight-plus passes defended in a single season.

Player	Sacks	Passes Defended
<b>Brian Burns (2024)</b>	<b>6.0</b>	<b>8</b>
Jason Pierre-Paul (2016)	7.0	8
Justin Tuck (2009)	6.0	8

In Week 10 against the Panthers, Burns recorded a career-high nine tackles with four solo stops, two tackles for loss, one quarterback hit and 1.0 sack.

Burns produced five tackles, three quarterback hits, one tackle for loss and 1.0 sack In Week 8 at Pittsburgh.

In the Week 7 matchup vs. the Eagles, Burns totaled four tackles, two quarterback hits, one tackle for loss, one pass defended and 1.0 sack. The lone sack marked the 50th sack of his career.

In Week 5 against Seattle, Burns tallied two tackles, two passes defended, one tackle for loss, one quarterback hit and 1.0 sack. Burns is the first Giants outside linebacker to record multiple games with two or more passes defended in a single season since **Kelvin Sheppard** did it in 2017.

In Week 3 against the Browns, Burns tallied three tackles, two quarterback hits, two passes defended, 1.0 sack, one tackle for loss and one forced fumble. Burns became the first Giant to record at least two passes defended, 1.0 sack and one forced fumble in a game since **Terrell Thomas** vs. Jacksonville on 11/11/2010.

In six NFL seasons, Burns has produced 296 total tackles, 107 quarterback hits, 69 tackles for loss, 52.0 sacks, 21 passes defended, nine forced fumbles and two fumble recoveries. His 52.0 sacks since 2019 are tied for ninth-most in the NFL and his 69 tackles for loss are the seventh-most in that span.

**BURNS WAS ONE OF ONLY THREE PLAYERS WITH 7.5+ SACKS IN EACH SEASON FROM 2019-23**



**Brian Burns, NYG**

Year	Sacks
2019	7.5
2020	9.0
2021	9.0
2022	12.5
2023	8.0



**Chris Jones, KC**

Year	Sacks
2019	9.0
2020	7.5
2021	9.0
2022	15.5
2023	10.5



**Myles Garrett, CLE**

Year	Sacks
2019	10.0
2020	12.0
2021	16.0
2022	16.0
2023	14.0



**KAYVON THIBODEAUX**



**OLB Kayvon Thibodeaux** has 15 tackles (nine solo), 10 quarterback hits, four tackles for loss and 2.0 sacks in seven games this season. He missed Weeks 6 to 10 with a wrist injury.

Thibodeaux returned from injured reserve in Week 12 against the Buccaneers and recorded two tackles, one for loss and one quarterback hit.

In Week 5 vs. the Seahawks, Thibodeaux tallied two tackles, one tackle for loss and a half-sack.

Thibodeaux produced three tackles, one tackle for loss, one quarterback hit and 1.0 sack in Week 4 against the Cowboys.

**BOBBY OKEREKE**



This season, **ILB Bobby Okereke** leads the team with 93 tackles (47 solo), six tackles for loss, three forced fumbles, three passes defended, two quarterback hits, 2.0 sacks and two fumble recoveries.

In Week 12 vs. the Buccaneers, Okereke tallied eight tackles with five solo stops and one forced fumble.

Okereke tallied 11 tackles with four solo stops in Week 10 against the Panthers. Okereke's 11 tackles marked his second game this season recording double-digit tackles.

In Week 8 on Monday Night Football at the Steelers, Okereke totaled a season-high 14 tackles, one forced fumble, one fumble recovery and a half-sack. Okereke became the first player to record at least 14 tackles, one forced fumble, one fumble recovery and a half-sack in a game since Pittsburgh's **Ryan Shazier** did it vs. San Francisco on 9/20/2015. The last Giant to produce these statistics in a single game was **Brandon Short** (14 tackles, two forced fumbles, one fumble recovery and 1.0 sack) at the Jets on 11/2/2003.

In 2023, Okereke finished with 149 tackles, 11 tackles for loss, 10 passes defended, six quarterback hits, four forced fumbles, 2.5 sacks and two interceptions. He also played 100% of defensive snaps (1,128 snaps) for the Giants in 2023, making him one of two defensive players in the NFL to play every snap last season.

In 2023, Okereke recorded the third-most tackles by a Giant in a single-season.

### SINGLE-SEASON FRANCHISE TACKLE LEADERS

Player	Tackles
1. Blake Martinez, 2020	151
2. Mike Barrow, 2003	150
3. <b>Bobby Okereke, 2023</b>	<b>149</b>
4. Antonio Pierce, 2006	139
5. Carlton Bailey, 1993	136

Since 1999, only five players (**Lavonte David** has done it twice) have recorded 140-plus tackles, 10-plus passes defended and 10-plus tackles for loss.

Player	Tackles	Passes Defended	Tackles For Loss
<b>Bobby Okereke (NYG, 2023)</b>	<b>149</b>	<b>10</b>	<b>11</b>
Lavonte David (TB, 2015)	147	13	10
Lavonte David (TB, 2013)	145	10	21
Zach Thomas (MIA, 2003)	153	10	10
Ray Lewis (BAL, 2001)	162	10	13
Derrick Brooks (TB, 1999)	153	18	14



### MICAH MCFADDEN



Despite missing the season opener, **ILB Micah McFadden** has 80 tackles (42 solo), five quarterback hits, three tackles for loss, 2.0 sacks, one pass defended, one forced fumble and one fumble recovery.

McFadden tallied 11 tackles with six solo stops in Week 12 against the Buccaneers.

In Week 9's matchup against the Commanders, McFadden tallied 11 tackles with five solo stops. This marked McFadden's second game this season recording double-digit tackles.

McFadden recorded five tackles (three solo), one forced fumble and one fumble recovery in Week 6 against Cincinnati.

In Week 2 vs. Washington, McFadden totaled a career-high 13 tackles (seven solo), one quarterback hit and 1.0 sack. McFadden became the first Giant since **Jason Pierre-Paul** (16 tackles and 1.0 sack vs. Washington, 12/18/2011) to record 13-plus tackles and 1.0-plus sack in a single game.

### JASON PINNOCK



**S Jason Pinnoch** has produced 53 tackles (33 solo), 3.0 sacks, three quarterback hits, three tackles for loss and one pass defended through 11 games in 2024.

Pinnoch had seven tackles, one tackle for loss, one quarterback hit and 1.0 sack in Week 3 at Cleveland. Pinnoch became the first Giants defensive back to record a sack in consecutive games since **Antrell Rolle** (at Philadelphia, 10/27/2013 and vs. Oakland, 11/10/2013).

In Week 2 at Washington, Pinnoch tallied nine tackles (eight solo), 2.0 sacks, two tackles for loss and two quarterback hits. Since sacks became an official statistic in 1982, Pinnoch is the fourth Giants defensive back to record 2.0+ sacks in a game. It was previously done by **Bill Currier** (at St. Louis, 12/26/1982), **Jason Sehorn** (vs. Minnesota 9/29/1996), and **Tito Woolen** (vs. Philadelphia 11/22/1998). Pinnoch is the only Giants defensive back to do this in the first half.

With 6.5 sacks since 2022, Pinnock owns the most sacks by Giants defensive back since 1982, when sacks became an official statistic.

### MOST SACKS AMONG GIANTS DEFENSIVE BACKS ALL-TIME

Player	Sacks
1. Jason Pinnock, 2022-2024	6.5
2. Gibril Wilson, 2004-2007	6.0
3. Jason Sehorn, 1994-2002	5.5
T4. Landon Collins, 2015-2022	5.0
T4. Perry Williams, 1984-1993	5.0

Pinnock has 5.0 sacks since the beginning of the 2023 season, which is tied for second-most among all defensive backs.

### SACK LEADERS AMONG DEFENSIVE BACKS SINCE 2023

Player	Sacks
1. Antoine Winfield Jr., TB	8.0
T2. Jason Pinnock, NYG	5.0
T2. Kyle Hamilton, BAL	5.0
T2. Alontae Taylor, NO	5.0

## TYLER NUBIN



Rookie S **Tyler Nubin** is second on the team with 92 tackles (53 solo), four tackles for loss, one forced fumble and one fumble recovery through his first 12 games (12 starts) for the Giants. Since 2000, Nubin's 92 tackles this season makes him the only Giants rookie to record such tackles through their first 12 career games. Nubin is currently leads all rookies in tackles and is tied for the third-most tackles among defensive backs this season.

### 2024 NFL ROOKIE TACKLE LEADERS

Player	Tackles
1. Tyler Nubin, NYG	92
2. Javon Bullard, GB	70
3. Mike Sainristil, WAS	68
4. Trevin Wallace, CAR	58
5. Malik Mustapha, SF	57

### MOST TACKLES BY A GIANTS ROOKIE

Player, Year	Tackles
1. Landon Collins, 2015	112
2. Myron Guyton, 1989	98
3. Tyler Nubin, 2024	92
4. Jacquian Williams, 2011	78
5. Kenny Phillips, 2008	67

Nubin extended his 12 tackle streak to three games in Week 13's Thanksgiving Day matchup against the Cowboys. Nubin became the eighth rookie since 1978 to record 12 tackles in three consecutive games.

In Week 12 against the Buccaneers, Nubin tied his career-high in tackles with 12, along with five solo stops and one pass defended. Nubin became the first Giants rookie to record 12 tackles in consecutive games since 1978, when tackles were first recorded. Nubin became the third Giant to record back-to-back games with 12 tackles, joining **Landon Collins** (2017) and **Jameel McClain** (2014).

Nubin produced a career-high 12 tackles (four solo) and one tackle for loss in Week 10 against the Panthers. Nubin became the third Giants rookie defensive back since 1999 to record 12 tackles and one tackle for loss in a game, joining teammates **Dru Phillips** (at Washington, 9/15/2024) and **Deonte Banks** (vs. Green Bay, 12/11/2023).

In Week 5 against the Seahawks, Nubin tallied nine tackles (seven solo), one tackle for loss, and one fumble recovery. Nubin is the first Giants rookie defensive back to record nine tackles and one fumble recovery in a game since it was previously done by **Eli Apple** (vs. Chicago, 11/20/2016).





### Giants 100th Season Commemorative Logo

The New York Football Giants launched their 100th season celebration with the unveiling of their 100 seasons logo, along with a full slate of activations to honor this historic milestone.

The 100th season logo visually captures the rich history of the New York Football Giants. It celebrates all 100 seasons beginning with the founding of the team in 1925. The background shield is inspired by the shape of the Polo Grounds – the team’s first home – in the classic royal blue jersey color. The numeral “1” in 100 is serified like the iconic lowercase font of the “ny” logo, and the zeros are in the exact shape of Giants Stadium – the home for their first three Super Bowl championship teams. The scarlet ribbon represents the Giants’ long-standing single helmet stripe and is flanked by the striping pattern of the 1980s and 90s Legacy jerseys. At the base is a recreation of the team’s classic skyline logo, representing every player who has worn the Giants uniform. The player is overlaid on a football, which is named “The Duke” in honor of Wellington Mara, and features eight laces to symbolize the team’s eight NFL championships.

The logo will be worn as a patch on Giants uniforms this season and will appear throughout the market on co-branded partner products, including exclusive merchandise drops from Starter, Oakley and Hugo Boss.





# BRIAN DABOLL

## HEAD COACH

NEW YORK FOOTBALL GIANTS

Brian Daboll was hired as the 20th head coach in Giants history on Jan. 28, 2022, and directed one of the most successful debut seasons in the history of the franchise.

Daboll was named the 2022 NFL Coach of the Year after leading a resurgence that resulted in nine regular-season victories, the team's first playoff berth in six years, and its first postseason victory in 11 seasons. The Giants won just four games the previous season and Daboll was the first coach since 1990 selected Coach of the Year with fewer than 10 victories.

Daboll, 49, was the first Giants coach to be selected Coach of the Year since Jim Fassel in 1997. Like Fassel, Daboll took over a team that was last in the NFC East the previous year and led it to the playoffs in his debut season. He took the team one step further by defeating the Minnesota Vikings in an NFC Wild Card Game.

Daboll was the fifth Giants coach to be selected Coach of the Year since it was first awarded in 1957. Allie Sherman was honored in 1961 and 1962, Bill Parcells in 1986, Dan Reeves in 1993 and Fassel four years later.

When he was the Buffalo Bills' offensive coordinator in 2020, Daboll was voted the AP NFL Assistant Coach of the Year after the Bills finished 13-3 and unseated longtime powerhouse New England atop the division. Daboll is the first person to win both Coach of the Year and Assistant Coach of the Year.

In 2023, numerous Giants players suffered injuries that sidelined them for multiple games. Quarterback Daniel Jones was limited to six games and the Giants played for a significant time without tackles Andrew Thomas and Evan Neal, running back Saquon Barkley, tight end Darren Waller, center John Michael Schmitz, and kicker Graham Gano. The reserve quarterbacks played several contests behind a patchwork offensive line.

But Daboll's Giants displayed maximum effort in every game. In the season's final three weeks, the Giants lost by eight points at defending NFC champion Philadelphia and by a single point to the postseason-bound Los Angeles Rams before ending the year with a resounding 27-10 victory against the Eagles, who were also headed to the playoffs. It was the Giants' first victory against Philadelphia in six meetings, including one in the playoffs.

The Giants scored 25, 25 and 27 points in those three games, three of their five highest point totals of the season.

Under Daboll's mentorship, rookie free agent quarterback Tommy DeVito started six games in Jones' absence and won half of them, leading the Giants to victories at Washington and in home games vs. New England and Green Bay. DeVito was the first Giants rookie quarterback to win three consecutive starts since Phil Simms won four in a row in 1979. He was just the third undrafted rookie quarterback since the 1970 merger to win three starts in a season, joining Ed Rubbert, who won three strike-replacement games for Washington in 1987, and Pittsburgh's Devlin Hodges in 2019.

DeVito's passer ratings in those three games were 137.7, 103.9 and 113.9. He was the first undrafted rookie since 1970 to have three

consecutive games with a passer rating higher than 100. DeVito was the first Giants quarterback since Eli Manning in 2014 to record three straight games with a 100-plus passer rating.

DeVito was selected NFC Offensive Player of the Week after leading the Giants to a Monday night victory vs. the Packers. He completed 17 of 21 passes (season-high 81%) for 158 yards, one touchdown and no interceptions for a passer rating of 113.9 and added 10 rushing attempts for 71 yards. In the 74 seasons since the NFL began tracking starting quarterbacks in 1950, DeVito became the first starter in league history to complete at least 80% of his passes, rush for 70+ yards, commit no turnovers and take no sacks.

In Daboll's debut season, the Giants finished 9-7-1 and qualified for the NFC playoffs as a wild card team. It was the Giants' first winning season and first postseason appearance since 2016. The Giants won just four games in 2021, the year prior to Daboll's arrival, and the five-game improvement is their largest in one season since they jumped from six victories in 2015 to 11 the following season.

Daboll was the fifth coach in Giants history to lead the team to the playoffs in his debut season, joining Sherman (1961), Reeves (1993), Fassel (1997) and Ben McAdoo (2016). Rookie coach Earl Potteiger led the Giants to the 1927 NFL championship in the era before playoffs.

Daboll was one of three first-year head coaches to lead his team to the postseason in 2022, joining Minnesota's Kevin O'Connell and Miami's Mike McDaniel. Daboll was the only one of the three to advance to the divisional round, and he did so with a victory against O'Connell's Vikings.

Daboll was the first Giants coach to win his postseason debut since Reeves in 1993. He joined Jim Lee Howell, Ray Perkins, Bill Parcells and Reeves as Giants coaches who were victorious in their first playoff games.

The Daboll difference was evident early in the season. In 2020 and 2021, the Giants started 0-5 and then 0-3. But in their first game under Daboll, they overcame a 13-0 halftime deficit to defeat the Titans in Tennessee, 21-20, on a touchdown and two-point conversion reception with 1:06 remaining. Daboll became the first Giants coach to win his debut with the team since McAdoo in 2016. He was the first Giants coach to win five of his first six games since Reeves in 1993, and his 6-1 start was the best for a coach in his first Giants season since LeRoy Andrews was 6-0-1 in 1929.

In the first five weeks of the season, the Giants defeated Tennessee and Green Bay, the 2021 No. 1 playoff seeds in their respective conferences.

The Giants performed significantly better on offense in 2022 than they had the previous season. Their 365 points were 107 more than they scored in 2021. The Giants averaged 333.9 yards a game, an increase of 46.6 yards per game. One year after averaging 99.3 rushing yards a game and 4.0 yards per carry, they finished fourth in the NFL with 148.2 rushing yards a game and fifth with 4.8 yards a carry. Their 352 first downs were 53 more than the previous season.

Under the tutelage of Daboll and his offensive assistants, quarterback Daniel Jones and running back Saquon Barkley – each selected in the top six picks of their respective drafts – had their finest statistical seasons.

Jones completed 317 of 472 passes for 3,205 yards, all career highs. His 15 touchdown passes were the 2nd-highest total of his career, and his 5 interceptions were a career low. Jones' passer rating was a career-best 92.5 and his 67.16 completion percentage was a Giants' single season record. He had each of his five highest single-game completion percentages in 2022: 80.9 at Tennessee, 80.6 vs. Washington, 79.2 vs. Indianapolis, 77.8 at Green Bay and 76.5 vs. Houston. Jones led with NFL and set a franchise record by throwing an interception on just 1.1% of his passes (five in 472 throws).

In addition, Jones rushed for a Giants quarterback-record 708 yards and seven touchdowns on 120 carries, all the second-highest totals on the team.

Barkley was selected to his second Pro Bowl and was one of three players nominated for the NFL Comeback Player of the Year award. He had career-high totals of 295 carries for 1,312 yards – the NFL's fourth-highest total – and rushed for 10 touchdowns, one less than his career-high rookie total. Barkley was also the team's co-leader with 57 receptions and was seventh in the NFL with 1,650 scrimmage yards, almost double his 2021 total of 856.

Daboll joined the Giants with 20 years of NFL coaching experience.

He is a five-time Super Bowl champion with the New England Patriots and won a national championship at the University of Alabama.

Daboll joined the Giants after spending the previous four seasons as the offensive coordinator of the Bills. He devised the game plans and called the plays for one of the most productive offenses in the NFL, one that helped Buffalo earn three consecutive playoff berths, win two AFC East titles and advance to the conference championship game in 2020.

Daboll also oversaw the development of quarterback Josh Allen, the seventh overall selection in the 2018 NFL Draft. Allen is the only player in history with 100 passing touchdowns and 30 rushing scores in his first four years. In his last two seasons working with Daboll, Allen threw 73 touchdown passes against just 24 interceptions.

In 2021, Daboll's offense excelled as Buffalo won its second straight AFC East championship with an 11-6 record. The Bills finished third in the NFL with 28.4 points a game and fifth with 381.9 yards a game. Allen was sixth in the league with a franchise-record 409 completions, seventh with 36 touchdown passes and eighth with 4,407 yards. Allen's favorite target, wide receiver Stefon Diggs, caught 103 passes for 1,225 yards and 10 touchdowns.

Daboll was voted the AP's NFL Assistant Coach of the Year in 2020 when Allen finished second in the NFL MVP voting after setting Buffalo single season franchise records with 4,544 yards, 37 touchdown passes, a 69.2 completion percentage and a 107.2 passer rating.

Daboll joined the Bills in 2018 and in his second season the Bills scored 45 more points and won four more games than they had in the previous season to earn a wild card berth.

In 2017, Daboll returned to collegiate coaching for the first time in 18 years when he became the offensive coordinator and quarterbacks coach at Alabama, which finished 13-1 and earned its 17<sup>th</sup> national championship. The Crimson Tide averaged 38.8 points, 245.0 rushing yards, 210.3 passing yards and 455.3 yards of total offense in Daboll's one season in Tuscaloosa. Daboll coached future NFL quarterbacks Jalen Hurts, Tua Tagovailoa and Mac Jones.

Daboll joined the Crimson Tide after spending the previous four seasons with the Patriots, his second stint with the team. He spent a total of 11 seasons in New England and helped the team win five Super Bowl titles (XXXVI, XXXVIII, XXXIX, XLIX and LI).

Daboll was an offensive assistant in 2013 before coaching the Patriots' tight ends the next three seasons. Under his tutelage, Rob Gronkowski was selected first-team All-Pro in 2014 and 2015. The following season, Gronkowski and Martellus Bennett combined for 80 receptions, 1,241 yards and 10 touchdowns.

Daboll was the Kansas City Chiefs' offensive coordinator in 2012. The Chiefs finished fifth in the NFL with an average of 149.7 rushing yards a game. Jamaal Charles was fourth with 1,509 yards and five touchdowns and averaged 5.3 yards a carry while earning a selection to the Pro Bowl.

In 2011, Daboll was coordinator in Miami, which improved from 30th in the league the year before his arrival to 20th during his one season with the team. That Dolphins team had both a 1,000-yard rusher and 1,000-yard receiver for the first time in franchise history as Reggie Bush ran for 1,086 yards and Brandon Marshall totaled 1,214 yards while catching a team-high 81 passes.

Prior to joining the Dolphins, Daboll served as Cleveland's offensive coordinator during the 2009 and 2010 seasons. The Browns offense saw dramatic improvement in the second half of the 2009 season. Cleveland scored 11.1 more points per game, was 20.8 percent better in the red zone, converted on 14.7 percent more third downs and averaged 1.9 fewer turnovers per game during the final eight games of the season. The 2010 season saw the Browns improve 12 spots to rank eighth in the NFL in rushing offense, averaging 130.4 yards per game.

Daboll coached quarterbacks during his two seasons (2007-08) with the New York Jets. He helped Hall of Fame quarterback Brett Favre pick up the Jets offense after the signal-caller came out of retirement. In his one season under Daboll, Favre was named to the AFC Pro Bowl team and had the second-highest completion percentage of his career (65.7). Daboll also helped the Jets improve from the NFL's 25th ranked scoring offense in his first season to No. 9 in season two, averaging 25.3 points per game.

Daboll's first stint in New England began in 2000, his first of two seasons as a defensive assistant for head coach Bill Belichick.

From 2002-06, he coached the Patriots' wide receivers. Daboll helped Deion Branch earn Super Bowl XXXIX MVP honors in the Patriots' victory against Philadelphia following the 2004 season. Branch became the first wide receiver to win the honor since San Francisco's Jerry Rice in Super Bowl XXIII after the 1988 season.

Prior to entering the NFL, Daboll spent the 1997 season as a volunteer assistant at the College of William & Mary before serving two seasons (1998-99) as a graduate assistant for Nick Saban at Michigan State.

Daboll graduated from the University of Rochester in 1997 with an economics degree. He was a two-year starter at safety for the Yellowjackets and intercepted three passes in a game in his junior season.

Daboll was born in Welland, Ontario, Canada, a suburb of Niagara Falls. He was raised by his grandparents and mother in West Seneca, N.Y. Daboll lettered in football at Saint Francis High School in Athol Springs, N.Y.

Daboll and his wife Beth have six children: Mark, Christian, Aiden, Haven, Avery and Luke.

COACHING CAREER

1997	The College of William & Mary	volunteer assistant
1998-99	Michigan State University	graduate assistant
2000-01	New England Patriots	defensive assistant
2002-06	New England Patriots	wide receivers
2007-08	New York Jets	quarterbacks
2009-10	Cleveland Browns	offensive coordinator
2011	Miami Dolphins	offensive coordinator
2012	Kansas City Chiefs	offensive coordinator
2013	New England Patriots	offensive coaching assistant
2014-16	New England Patriots	tight ends
2017	University of Alabama	offensive coordinator/quarterbacks
2018-2021	Buffalo Bills	offensive coordinator
2022-24	New York Giants	head coach



# MIKE KAFKA

ASSISTANT HEAD COACH/OFFENSIVE COORDINATOR

NEW YORK FOOTBALL GIANTS

Mike Kafka is in his third season as the Giants' offensive coordinator and his first with the additional title of assistant head coach. This is his eighth season coaching in the NFL.

In 2023, Kafka directed an offense that improved and developed throughout the season despite a series of injuries at several positions. The Giants started three different quarterbacks as Daniel Jones played in only six games because of neck and knee injuries. Running back Saquon Barkley, tight end Darren Waller, tackles Andrew Thomas and Evan Neal, and center John Michael Schmitz were other frontline players who missed multiple games.

Despite the lineup shuffling, the Giants scored 25, 25, and 27 points in their final three games - against playoff teams Philadelphia and the Los Angeles Rams - three of their five highest point totals of the season.

Working with Kafka, a former quarterback, rookie Tommy DeVito started six games in Jones' absence and won half of them, leading the Giants to victories at Washington and in home games vs. New England and Green Bay. DeVito was the first Giants rookie quarterback to win three consecutive starts since Phil Simms won four in a row in 1979. He was just the third undrafted rookie quarterback since the 1970 merger to win three starts in a season, joining Ed Rubbert, who won three strike-replacement games for Washington in 1987, and Pittsburgh's Devlin Hodges in 2019.

DeVito's passer ratings in those three games were 137.7, 103.9 and 113.9. He was the first undrafted rookie since 1970 to have three consecutive games with a passer rating higher than 100. DeVito was the first Giants quarterback since Eli Manning in 2014 to record three straight games with a 100-plus passer rating.

DeVito was selected NFC Offensive Player of the Week after leading the Giants to a Monday night victory vs. the Packers. He completed 17 of 21 passes (season-high 81%) for 158 yards, one touchdown, and no interceptions for a passer rating of 113.9 and added 10 rushing attempts for 71 yards. In the 74 seasons since the NFL began tracking starting quarterbacks in 1950, DeVito became the first starter in league history to complete at least 80% of his passes, rush for 70+ yards, commit no turnovers, and take no sacks.

He was the second undrafted rookie in the common-draft era (since 1967) with an 80+ completion percentage (minimum 15 attempts) in a game. DeVito's 71 rushing yards were the most by a Giants rookie quarterback in a game since 1960.

The Giants' offense significantly improved in Kafka's first season as coordinator. The team's 365 points were 107 more than they scored in 2021. They averaged 333.9 yards a game, an increase of 46.6 yards per game. One year after averaging 99.3 rushing yards a game and 4.0 yards per carry, the Giants finished fourth in the NFL with 148.2 rushing yards a game and fifth with 4.8 yards a carry. Their 352 first downs were 53 more than the previous season.

Jones had his finest statistical seasons while leading the Giants to their first playoff berth in six years. He completed 317 of 472 passes for 3,205 yards, all career highs. His 15 touchdown passes were the second-highest total of his career, and his five interceptions were a career low. Jones' passer rating was a career-best 92.5 and his 67.16 completion

percentage was a Giants' single season record. Jones led with NFL and set a franchise record by throwing an interception on just 1.1% of his passes (five in 472 throws).

In addition, Jones rushed for a Giants quarterback-record 708 yards and seven touchdowns on 120 carries, all the second-highest totals on the team.

Before coming to the Giants, Kafka, 37, spent five seasons as an assistant coach on Andy Reid's staff with the Kansas City Chiefs, the last two as the team's quarterbacks coach and passing game coordinator.

During Kafka's tenure in Kansas City, the Chiefs were one of the NFL's most successful teams and deployed one of the league's most prolific offenses. Patrick Mahomes became an NFL most valuable player and Tyreek Hill, Travis Kelce and Mecole Hardman developed into elite receivers.

In 2021, the Chiefs advanced to the AFC Championship Game for the fourth consecutive year, a streak in which they advanced to two Super Bowls, winning one. Kansas City finished fourth in the NFL in scoring (28.2 points a game) third in total yardage (396.8) and fourth in passing yardage (281.8). Mahomes threw for 4,839 yards - his fourth consecutive 4,000-yard season - and 37 touchdowns against just 13 interceptions. Wide receiver Hill and tight end Kelce combined for 203 catches, 2,364 yards and 11 touchdowns in the regular season, while Hardman added 59 receptions 692 yards and two scores. The trio combined to score seven touchdowns in three postseason games.

The previous year, Mahomes threw for 4,740 yards and 38 touchdowns to become just the seventh player in NFL history to throw for 4,500+ passing yards and 35+ touchdown passes multiple times in his career. The Chiefs' passing game ranked first in the league in yards-per-game (303.4), third in average gain per pass play (7.48) and tied for third in passing touchdowns.

In 2019, Mahomes threw 26 touchdown passes despite missing multiple games due to injury. He concluded that season by rallying the Chiefs from a 10-point fourth-quarter deficit to defeat San Francisco in Super Bowl LIV for their first title in 50 years. At 24 years and 138 days old, Mahomes became youngest quarterback to be named Super Bowl MVP.

In Kafka's first year coaching Kansas City's quarterbacks in 2018, Mahomes was voted the league's MVP after becoming only the second quarterback to pass for over 5,000 yards and 50 touchdowns passes in a season.

Kafka served as an offensive quality control coach in his first year with the Chiefs in 2017, when he mentored Mahomes during the quarterback's rookie season.

In 2016, Kafka served as an offensive graduate assistant at his alma mater, Northwestern University. With Kafka's assistance, the Wildcats averaged 398.2 yards per game and 26.0 points per game, and defeated Pittsburgh, 31-24, in the New Era Pinstripe Bowl in Yankee Stadium.

Prior to becoming a coach, Kafka enjoyed a six-year NFL playing career, primarily as a backup quarterback and practice squad member with several teams.



Kafka was a fourth-round choice in the 2010 NFL Draft (122nd overall) by the Philadelphia Eagles, then coached by Reid, who has held the same position with the Chiefs since 2013. He played in four games, all with the 2011 Eagles (he completed four of seven passes vs. the Giants on Sept. 25). Kafka also did stints with New England, Tampa Bay, and Minnesota, where he spent his final season in 2015.

Kafka played in 30 games at Northwestern, where he completed 408 of 637 passes (64.1%) for 4,265 yards with 19 touchdowns. He set single-game records in both passing yards (532 vs. Auburn, 2010) and rushing

yards by a quarterback (217 vs. Minnesota, 2008). Additionally, his 3,725 yards of total offense as a senior in 2009 stands as the No. 2 season in program history.

A product of Chicago's St. Rita High School, Kafka earned a degree in communication studies from Northwestern.

Mike and his wife, Alli, have three children, Ashton, Jackson, and Camden.

### COACHING CAREER

2016	Northwestern University	offensive graduate assistant
2017	Kansas City Chiefs	offensive quality control
2018-19	Kansas City Chiefs	quarterbacks
2020-21	Kansas City Chiefs	quarterbacks/passing game coordinator
<b>2022-23</b>	<b>New York Giants</b>	<b>offensive coordinator</b>
<b>2024</b>	<b>New York Giants</b>	<b>assistant head coach/offensive coordinator</b>

2024



# SHANE BOWEN

DEFENSIVE COORDINATOR

NEW YORK FOOTBALL GIANTS

Shane Bowen is in his first season as the Giants’ defensive coordinator, a position he held the previous three years with the Tennessee Titans. He was promoted to coordinator in 2021 after spending his first three seasons with the Titans as outside linebackers coach.

In 2023, Bowen’s defense ranked first in the NFL in red zone scoring (allowed touchdowns on 37.7% of opponent drives inside the 20), goal-to-go scoring (42.9% resulted in touchdowns), and third-down conversation rate in the red zone (23.4%). In addition, Tennessee’s defense was seventh in the NFL in rushing defense, allowing 107.7 yards a game.

From 2021 to 2023, the Titans surrendered the fewest rushing yards in the NFL (89.7 per game) and a league-low 3.70 rushing yards-per-carry. They allowed 33 rushing touchdowns in that span; only the Baltimore Ravens and New England Patriots allowed fewer with 30 apiece. Tennessee’s opponents scored 106 touchdowns from scrimmage in Bowen’s three seasons as coordinator, the seventh-lowest total in the NFL.

Titans opponents averaged a league-low 80.7 rushing yards per game in 2021-22, when the defense allowed just two backs to run for 100 yards - one in each season.

In 2022, the Titans led the NFL in rushing defense for the first time since 2003, surrendering only 76.9 yards a contest, the second-best figure in franchise history (73.4 in 1960). That season, Tennessee ranked third in third-down defense, allowing a conversion rate of 34.2% (77 of 225). Bowen’s unit succeeded despite using an NFL-high 40 players on defense, including 28 starters, the league’s second-highest total.

In Bowen’s first season as defensive coordinator in 2021, the Titans ranked second in the NFL in rushing defense (84.6 yards a game). Jacksonville’s James Robinson was the only back that season to exceed 70 rushing yards against the Titans. Outside linebacker Harold Landry III (12.0 sacks) and defensive linemen Denico Autry (9.0 sacks) and Jeffery Simmons (8.5) were the NFL’s only trio with at least eight sacks each. In the divisional playoffs, the Titans set a franchise postseason record and matched the NFL postseason record with nine sacks against the Cincinnati Bengals.

Landry, Simmons, and safety Kevin Byard were all named to the Pro Bowl following the 2021 campaign, with Byard adding first-team All-Pro honors. It was the first of two consecutive Pro Bowl nods for Simmons.

In 2020, Bowen added defensive play-caller to his responsibilities tutoring the outside linebackers. The Titans’ defense ranked seventh in the NFL with 23 takeaways, including 15 interceptions, which ranked seventh in the league and were the most by the Titans since 2012 (19).

Bowen joined the Titans after spending two seasons with the Houston Texans as a defensive assistant. In 2017, despite being beset by key injuries, the Texans ranked fifth in third-down defense and set a franchise record for fewest yards per carry by opponents (3.97). The previous year, Bowen was part of a coaching staff that produced the NFL’s top-ranked defense (301.3 yards allowed per game) for the first time in franchise history.

Bowen joined Kennesaw State University in 2013 as one of the first coaches to help launch the school’s new football program. The team’s inaugural season was 2015, and with Bowen serving as linebackers coach, the Owls went 6-5 in the Big South Conference.

Bowen spent the 2012 campaign as a defensive graduate assistant at Ohio State. He assisted with the defensive line, a unit that produced two first-team All-Big Ten selections, and the conference’s Defensive Player of the Year, outside linebacker John Simon. The Buckeyes concluded the year with a 12-0 mark and ranked No. 3 nationally.

Bowen began his coaching career in 2009 as a student assistant at Georgia Tech after an injury ended his playing career during his junior season. He assisted with the linebackers before becoming an offensive graduate assistant, at position he held for two years.

A three-year letterman at outside linebacker for Georgia Tech, Bowen started 10 games and played in 38 consecutive games. He helped the Yellow Jackets win Atlantic Coast Conference Coastal Division titles in 2006 and 2008. The team also played in three consecutive bowl games.

Bowen, named to the Dean’s List three times while at Georgia Tech, earned a Bachelor of Science degree in business management in 2009, and a master’s degree in workforce development and education from Ohio State in 2014.

A native of Pickerington, Ohio, Shane and his wife, Courtney, have a daughter, Harper Belle, and a son, Brooks.

## COACHING CAREER

2009	Georgia Tech	assistant linebackers
2010-11	Georgia Tech	offensive graduate assistant
2012	Ohio State	defensive graduate assistant
2013-15	Kennesaw State	linebackers
2016-17	Houston Texans	defensive assistant
2018-20	Tennessee Titans	outside linebackers
2021-23	Tennessee Titans	defensive coordinator
2024	New York Giants	defensive coordinator

2024



# MICHAEL GHOBRIAL

SPECIAL TEAMS COORDINATOR

NEW YORK FOOTBALL GIANTS

Michael Ghobrial is in his first season as the Giants' special teams coordinator. He spent the previous three seasons as an assistant coordinator on the Jets' staff and before that was a special teams coordinator on the collegiate level for five years.

In 2023, the Jets' kickoff coverage was the NFL's best, allowing an average of just 15.3 yards a return. Their opponents' 40.4-yard net punting average ranked seventh in the NFL. Kicker Greg Zuerlein made 35 of 38 field goal attempts, including five-of-six from 50+ yards, a .921 percentage, and scored 120 points.

Rookie Xavier Gipson was second in the league with a 23.2-yard kickoff return average and tied for 12th with a 9.7-yard punt return average, including a game-winning 65-yard touchdown in the season opener vs. Buffalo. Ashtyn Davis was among the league leaders with 12 special teams tackles (nine solo) and forced and recovered a fumble.

The previous season, special teams captain Justin Hardee was selected to his first Pro Bowl after posting a career-high 14 tackles. He became just the sixth Jets special teamer to be selected to the Pro Bowl since 1970 and the only core special teamer. Two of the six were chosen during Ghobrial's tenure. Zuerlein kicked three of the four longest field goals in franchise history and became one of four Jets to convert multiple field

goals of 55+ yards as a Jet.

In 2021, the Jets were the only team in the league to finish in the top five in both kickoff (27.4 yards) and punt return (12.1 yards) average. Wide receiver/return specialist Braxton Berrios was selected as an All Pro after he led the NFL with a 30.4-yard kickoff return average and finished second with a 13.4-yard punt return average.

Prior to joining the Jets, Ghobrial served as the special teams coordinator at Washington State (2020), Hawai'i (2018-19) and Tarleton State (2016-17). Following his first season at Tarleton State, he spent training camp with the Detroit Lions as part of the Bill Walsh Diversity Coaching Fellowship.

Ghobrial began his coaching career at his alma mater, UCLA, first as an undergrad assistant (2009-10), then a quality control coach (2011) and finally as a graduate assistant (2012-13). Following his time with the Bruins, he coached at Syracuse (2014) and Colorado Mesa (2015), serving as the team's co-special teams coordinator in addition to coaching the defensive line and outside linebackers.

Ghobrial played defensive end for two seasons at UCLA, where he earned his bachelor's degree in history and a master's degree in social science and comparative education.

## COACHING CAREER

2009-10	UCLA	undergraduate assistant
2011	UCLA	quality control
2012-13	UCLA	graduate assistant
2014	Syracuse University	graduate assistant
2015	Colorado Mesa University	co-special teams coordinator/defensive line/outside linebackers
2016-17	Tarleton State University	special teams coordinator/defensive line/outside linebackers
2017	Detroit Lions	bill walsh diversity coaching fellowship
2018-19	University of Hawai'i	special teams coordinator
2020	Washington State University	special teams coordinator
2021-23	New York Jets	assistant special teams
2024	New York Giants	special teams coordinator



**Laura Young**  
Director of Coaching  
Operations  
Coaches



**Cam Achord**  
Assistant Special Teams  
Coaches



**Mike Adams**  
Assistant Secondary Coach  
Coaches



**Angela Baker**  
Offensive Assistant  
Coaches



**Carmen Bricillo**  
Offensive Line Coach  
Coaches



**Charlie Bullen**  
Outside Linebackers Coach  
Coaches



**Ben Burress**  
Defensive Assistant  
Coaches



**Bryan Cox**  
Assistant Defensive Line Coach  
Coaches



**Christian Daboll**  
Offensive Assistant  
Coaches



**John Egorugwu**  
Inside Linebackers Coach  
Coaches



**James Ferentz**  
Assistant Offensive Line Coach  
Coaches



**Mike Groh**  
Wide Receivers Coach  
Coaches



**Jerome Henderson**  
Defensive Passing Game  
Coordinator/Defensive Backs  
Coach  
Coaches



**Christian Jones**  
Assistant Quarterbacks Coach  
Coaches



**Tim Kelly**  
Tight Ends Coach  
Coaches



**Cade Knox**  
Offensive Assistant/Game  
Manager  
Coaches



**Zak Kuhr**  
Defensive Assistant  
Coaches



**Andre Patterson**  
Defensive Line Coach  
Coaches



**Joel Thomas**  
Running Backs Coach  
Coaches



**Stephen Thomas**  
Assistant Special Teams  
Coaches



**Shea Tierney**  
Offensive Passing Game  
Coordinator/Quarterbacks  
Coach  
Coaches



**Michael Treier**  
Safeties Coach  
Coaches

# ROSTER BREAKDOWN



NO.	NAME	POS	HT	WT	DOB	EXP	COLLEGE	HOMETOWN	HOW ACQ
49	Adams, Matthew	LB	6-0	230	12/12/1995	7	Houston	Missouri City, Texas	FA-'24
3	Banks, Deonte	CB	6-2	200	4/3/2001	2	Maryland	Baltimore, Md.	D1-'23
82	Bellinger, Daniel	TE	6-6	255	9/22/2000	3	San Diego State	Las Vegas, Nev.	D4-'22
24	Belton, Dane	S	6-1	190	12/7/2000	3	Iowa	Tampa, Fla.	D4-'22
12	Boyle, Tim	QB	6-4	233	8/3/1994	6	Eastern Kentucky	Middlefield, Conn.	FA-'24
0	Burns, Brian	OLB	6-5	250	4/23/1998	6	Florida State	Fort Lauderdale, Fla.	T(CAR)-'24
94	Chatman, Elijah	DT	6-0	278	12/5/2000	R	Southern Methodist	Shreveport, La.	FA-'24
98	Davidson, D.J.	DL	6-5	320	9/19/1997	3	Arizona State	Mesa, Ariz.	D5-'22
15	DeVito, Tommy	QB	6-2	210	8/7/1998	2	Illinois	Cedar Grove, N.J.	UDFA
89	Dulcich, Greg	TE	6-4	245	3/26/2000	3	UCLA	Glendale, Calif.	W(DEN)-'24
69	Durden, Cory	DT	6-4	316	1/26/1999	2	North Carolina State	Newberry, Fla.	FA-'24
72	Elvemunor, Jermaine	T	6-4	330	12/13/1994	8	Texas A&M	London, England	FA-'24
75	Ezeudu, Joshua	OL	6-4	310	9/19/1999	3	North Carolina	Lawrenceville, Ga.	D3-'22
28	Flott, Cor'Dale	CB	6-2	175	8/24/2001	3	LSU	Saraland, Ala.	D3-'22
88	Ford-Wheaton, Bryce	WR	6-3	220	3/9/2000	2	West Virginia	Fuquay-Varina, N.C.	FA-'23
45	Fox, Tomon	OLB	6-2	245	3/16/1998	3	North Carolina	Lawrenceville, Ga.	FA-'22
9	Gano, Graham	K	6-2	202	4/9/1987	15	Florida State	Arbroath, Scotland	FA-'20
6	Gillan, Jamie	P	6-1	207	7/4/1997	6	Arkansas-Pine Bluff	Inverness, Scotland	FA-'22
20	Gray, Eric	RB	5-10	211	11/4/1999	2	Oklahoma	Memphis, Tenn.	D5-'23
35	Green, Art	DB	6-1	201	4/29/2000	1	Houston	Chesterfield, Mo.	FA-'24
37	Hawkins III, Tre	CB	6-3	195	8/1/2000	2	Old Dominion	Temple, Texas	D6-'23
70	Hubbard, Christopher	T	6-4	295	4/23/1991	11	Alabama at Birmingham	Columbus, Ga.	FA-'24
13	Hyatt, Jalin	WR	6-0	185	9/25/2001	2	Tennessee	Irmo, S.C.	D3-'23
21	Jackson, Adoree'	CB	5-11	185	9/18/1995	8	USC	Belleville, Ill.	FA-'21
23	Johnson Jr., Anthony	S	6-0	205	12/2/1999	2	Iowa State	St. Petersburg, Fla.	W(GB)-'24
57	Johnson, Patrick	LB	6-2	248	1/10/1998	4	Tulane	Chattanooga, Tenn.	W(PHI)-'24
59	Kreiter, Casey	LS	6-1	250	8/13/1990	9	Iowa	DeWitt, Iowa	FA-'20
63	Kubas, Jake	G	6-4	308	8/13/2000	R	North Dakota State	Dickinson, N.D.	UDFA-'24
2	Lock, Drew	QB	6-4	228	11/10/1996	6	Missouri	Columbia, Mo.	FA-'24
85	Manhertz, Chris	TE	6-6	260	4/10/1992	9	Canisius	Bronx, N.Y.	FA-'24
41	McFadden, Micah	ILB	6-2	232	1/3/2000	3	Indiana	Tampa, Fla.	D5-'22
53	Muasau, Darius	ILB	6-1	230	2/10/2001	R	UCLA	Ewa Beach, Hawaii	D6-'24
1	Nabers, Malik	WR	6-0	200	7/28/2003	R	LSU	Youngsville, La.	D1-'24
73	Neal, Evan	T	6-7	340	9/19/2000	3	Alabama	Okeechobee, Fla.	D1-'22
31	Nubin, Tyler	S	6-1	199	6/14/2001	R	Minnesota	St. Charles, Ill.	D2-'24
93	Nuñez-Roches, Rakeem	DL	6-2	305	7/3/1993	10	Southern Miss	Phenix City, Ala.	FA-'23
58	Okereke, Bobby	ILB	6-2	235	7/29/1996	6	Stanford	Santa Ana, Calif.	FA-'23
22	Phillips, Dru	CB	5-11	190	11/30/2001	R	Kentucky	Mauldin, S.C.	D3-'24
27	Pinnock, Jason	S	6-0	200	6/30/1999	4	Pittsburgh	Windsor, Conn.	W(NYJ)-'22
95	Riley, Jordan	DT	6-5	315	5/19/1998	2	Oregon	New Bern, N.C.	D7-'23
17	Robinson, Wan'Dale	WR	5-8	185	1/5/2001	3	Kentucky	Frankfort, Ky.	D2-'22
76	Runyan Jr., Jon	G	6-4	307	8/8/1997	5	Michigan	Philadelphia, Pa.	FA-'24
61	Schmitz Jr., John Michael	C	6-4	320	3/19/1999	2	Minnesota	Flossmoor, Ill.	D2-'23
19	Simmons, Isaiah	S/ILB	6-4	238	7/26/1998	5	Clemson	Olathe, Kan.	T(ARI)-'23
26	Singleton, Devin	RB	5-7	203	9/3/1997	6	Florida Atlantic	Deerfield Beach, Fla.	FA-'24
86	Slayton, Darius	WR	6-1	198	1/12/1997	6	Auburn	Norcross, Ga.	D5-'19
87	Smith-Marsette, Ihamir	WR	6-1	185	8/29/1999	4	Iowa	Newark, N.J.	FA-'24
64	Stinnie, Aaron	G	6-3	312	2/18/1994	7	James Madison	Charlottesville, Va.	FA-'24
47	Summers, Ty	LB	6-1	240	12/31/1995	6	Texas Christian	San Antonio, Texas	FA-'24
5	Thibodeaux, Kayvon	OLB	6-5	258	12/15/2000	3	Oregon	South Central Los Angeles, Calif.	D1-'22
29	Tracy Jr., Tyrone	RB	5-11	210	11/23/1999	R	Purdue	Indianapolis, Ind.	D5-'24
74	Van Roten, Greg	G	6-3	305	2/26/1990	10	Pennsylvania	Mineola, NY	FA-'24
<b>Injured Reserve (9)</b>									
54	Johnson, Dyontae	ILB	6-2	230	9/28/2000	1	Toledo	Detroit, Mich.	FA-'23
84	Johnson, Theo	TE	6-6	260	2/26/2001	R	Penn State	Windsor, Ontario	D4-'24
97	Lawrence II, Dexter	DL	6-4	340	11/12/1997	6	Clemson	Wake Forest, N.C.	D1-'19
51	Ojulari, Azeez	OLB	6-3	240	6/16/2000	4	Georgia	Austell, Ga.	D2-'21
80	Olszewski, Gunner	WR	6-0	190	11/26/1996	6	Bemidji State	Alvin, Texas	FA-'23
34	Riley, Elijah	DB	6-0	205	6/12/1998	4	Army	Port Jefferson, N.Y.	FA-'24
65	Schlottmann, Austin	G	6-6	300	9/18/1995	6	TCU	Brenham, Texas	FA-'24
78	Thomas, Andrew	T	6-5	315	1/22/1999	5	Georgia	Lithonia, Ga.	D1-'20
96	Watts, Armon	DT	6-5	307	7/22/1996	6	Arkansas	St. Louis, Mo.	FA-'24
<b>Practice Squad (16)</b>									
55	Basham, Boogie	OLB	6-3	274	12/16/1997	4	Wake Forest	Roanoke, Va.	T(BUF)-'23
90	Garcia, Elijah	DL	6-5	302	3/11/1998	2	Rice	San Antonio, Texas	FA-'24
18	Hodgins, Isaiah	WR	6-3	200	10/21/1998	4	Oregon State	San Jose, Calif.	W(BUF)-'22
60	Hudson, Bryan	C	6-5	301	1/11/2001	R	Louisville	Georgetown, Ky.	FA-'24
81	Jackson, Kearis	WR	5-11	196	12/9/1999	2	Georgia	Fort Valley, Ga.	FA-'24
71	Johnson, Marcellus	T	6-4	307	4/1/2000	R	Missouri	Normal, Ill.	UDFA-'24
43	Layne, Raheem	S	5-11	192	7/2/1999	3	Indiana	Deland, Fla.	FA-'24
99	McAtamney, Jude	K	6-2	205	5/9/2000	R	Rutgers	Derry, Ireland	UDFA-'24
77	Miles, Joshua	T	6-5	325	1/4/1996	4	Morgan State	Baltimore, Md.	FA-'23
25	Miller, Dante	RB	5-9	200	5/14/1999	R	South Carolina	Rockingham, N.C.	UDFA-'24
67	Morrissey, Jimmy	C	6-4	305	6/9/1998	4	Pittsburgh	Huntingdon Valley, Pa.	FA-'24
83	Murray, Jordan	TE	6-5	240	4/20/2000	1	Hawaii	Kansas City, Mo.	FA-'24
79	Phillips, Tyre	T	6-5	325	1/29/1997	5	Mississippi State	Grenada, Miss.	FA-'24
91	Rogers, Casey	DT	6-5	305	12/18/1998	R	Oregon	Syracuse, N.Y.	UDFA-'24
30	Stroman Jr., Greg	DB	5-11	180	3/8/1996	5	Virginia Tech	Bristow, Va.	FA-'24
48	Whitley, Benton	OLB	6-3	260	2/12/1999	3	Holy Cross	Springfield, Mass.	FA-'23
<b>NO. NAME POS HT WT DOB EXP COLLEGE HOMETOWN HOW ACQ</b>									
0	Burns, Brian	OLB	6-5	250	4/23/1998	6	Florida State	Fort Lauderdale, Fla.	T(CAR)-'24
1	Nabers, Malik	WR	6-0	200	7/28/2003	R	LSU	Youngsville, La.	D1-'24
2	Lock, Drew	QB	6-4	228	11/10/1996	6	Missouri	Columbia, Mo.	FA-'24

3	Banks, Deonte	CB	6-2	200	4/3/2001	2	Maryland	Baltimore, Md.	D1-'23
5	Thibodeaux, Kayvon	OLB	6-5	258	12/15/2000	3	Oregon	South Central Los Angeles, Calif.	D1-'22
6	Gillan, Jamie	P	6-1	207	7/4/1997	6	Arkansas-Pine Bluff	Inverness, Scotland	FA-'22
9	Gano, Graham	K	6-2	202	4/9/1987	15	Florida State	Arbroath, Scotland	FA-'20
12	Boyle, Tim	QB	6-4	233	8/3/1994	6	Eastern Kentucky	Middlefield, Conn.	FA-'24
13	Hyatt, Jalin	WR	6-0	185	9/25/2001	2	Tennessee	Irmo, S.C.	D3-'23
15	DeVito, Tommy	QB	6-2	210	8/7/1998	2	Illinois	Cedar Grove, N.J.	UDFA
17	Robinson, Wan'Dale	WR	5-8	185	1/5/2001	3	Kentucky	Frankfort, Ky.	D2-'22
19	Simmons, Isaiah	S/ILB	6-4	238	7/26/1998	5	Clemson	Olathe, Kan.	T(ARI)-'23
20	Gray, Eric	RB	5-10	211	11/4/1999	2	Oklahoma	Memphis, Tenn.	D5-'23
21	Jackson, Adoree'	CB	5-11	185	9/18/1995	8	USC	Belleville, Ill.	FA-'21
22	Phillips, Dru	CB	5-11	190	11/30/2001	R	Kentucky	Mauldin, S.C.	D3-'24
23	Johnson Jr., Anthony	S	6-0	205	12/2/1999	2	Iowa State	St. Petersburg, Fla.	W(GB)-'24
24	Belton, Dane	S	6-1	190	12/7/2000	3	Iowa	Tampa, Fla.	D4-'22
26	Singleary, Devin	RB	5-7	203	9/3/1997	6	Florida Atlantic	Deerfield Beach, Fla.	FA-'24
27	Pinnock, Jason	S	6-0	200	6/30/1999	4	Pittsburgh	Windsor, Conn.	W(NYJ)-'22
28	Flott, Cor'Dale	CB	6-2	175	8/24/2001	3	LSU	Saraland, Ala.	D3-'22
29	Tracy Jr., Tyrone	RB	5-11	210	11/23/1999	R	Purdue	Indianapolis, Ind.	D5-'24
31	Nubin, Tyler	S	6-1	199	6/14/2001	R	Minnesota	St. Charles, Ill.	D2-'24
35	Green, Art	DB	6-1	201	4/29/2000	1	Houston	Chesterfield, Mo.	FA-'24
37	Hawkins III, Tre	CB	6-3	195	8/1/2000	2	Old Dominion	Temple, Texas	D6-'23
41	McFadden, Micah	ILB	6-2	232	1/3/2000	3	Indiana	Tampa, Fla.	D5-'22
45	Fox, Tomon	OLB	6-2	245	3/16/1998	3	North Carolina	Lawrenceville, Ga.	FA-'22
47	Summers, Ty	LB	6-1	240	12/31/1995	6	Texas Christian	San Antonio, Texas	FA-'24
49	Adams, Matthew	LB	6-0	230	12/12/1995	7	Houston	Missouri City, Texas	FA-'24
53	Muasau, Darius	ILB	6-1	230	2/10/2001	R	UCLA	Ewa Beach, Hawaii	D6-'24
57	Johnson, Patrick	LB	6-2	248	1/10/1998	4	Tulane	Chattanooga, Tenn.	W(PHI)-'24
58	Okereke, Bobby	ILB	6-2	235	7/29/1996	6	Stanford	Santa Ana, Calif.	FA-'23
59	Kreiter, Casey	LS	6-1	250	8/13/1990	9	Iowa	DeWitt, Iowa	FA-'20
61	Schmitz Jr., John Michael	C	6-4	320	3/19/1999	2	Minnesota	Flossmoor, Ill.	D2-'23
63	Kubas, Jake	G	6-4	308	8/13/2000	R	North Dakota State	Dickinson, N.D.	UDFA-'24
64	Stinnie, Aaron	G	6-3	312	2/18/1994	7	James Madison	Charlottesville, Va.	FA-'24
69	Durden, Cory	DT	6-4	316	1/26/1999	2	North Carolina State	Newberry, Fla.	FA-'24
70	Hubbard, Christopher	T	6-4	295	4/23/1991	11	Alabama at Birmingham	Columbus, Ga.	FA-'24
72	Eluemunor, Jermaine	T	6-4	330	12/13/1994	8	Texas A&M	London, England	FA-'24
73	Neal, Evan	T	6-7	340	9/19/2000	3	Alabama	Okeechobee, Fla.	D1-'22
74	Van Roten, Greg	G	6-3	305	2/26/1990	10	Pennsylvania	Mineola, NY	FA-'24
75	Ezeudu, Joshua	OL	6-4	310	9/19/1999	3	North Carolina	Lawrenceville, Ga.	D3-'22
76	Runyan Jr., Jon	G	6-4	307	8/8/1997	5	Michigan	Philadelphia, Pa.	FA-'24
82	Bellinger, Daniel	TE	6-6	255	9/22/2000	3	San Diego State	Las Vegas, Nev.	D4-'22
85	Manhertz, Chris	TE	6-6	260	4/10/1992	9	Canisius	Bronx, N.Y.	FA-'24
86	Slayton, Darius	WR	6-1	198	1/12/1997	6	Auburn	Norcross, Ga.	D5-'19
87	Smith-Marsette, Ihmir	WR	6-1	185	8/29/1999	4	Iowa	Newark, N.J.	FA-'24
88	Ford-Wheaton, Bryce	WR	6-3	220	3/9/2000	2	West Virginia	Fuquay-Varina, N.C.	FA-'23
89	Dulcich, Greg	TE	6-4	245	3/26/2000	3	UCLA	Glendale, Calif.	W(DEN)-'24
93	Nuñez-Roches, Rakeem	DL	6-2	305	7/3/1993	10	Southern Miss	Phenix City, Ala.	FA-'23
94	Chatman, Elijah	DT	6-0	278	12/5/2000	R	Southern Methodist	Shreveport, La.	FA-'24
95	Riley, Jordon	DT	6-5	315	5/19/1998	2	Oregon	New Bern, N.C.	D7-'23
98	Davidson, D.J.	DL	6-5	320	9/19/1997	3	Arizona State	Mesa, Ariz.	D5-'22
<b>Injured Reserve (9)</b>									
34	Riley, Elijah	DB	6-0	205	6/12/1998	4	Army	Port Jefferson, N.Y.	FA-'24
51	Ojulari, Azeez	OLB	6-3	240	6/16/2000	4	Georgia	Austell, Ga.	D2-'21
54	Johnson, Dyontae	ILB	6-2	230	9/28/2000	1	Toledo	Detroit, Mich.	FA-'23
65	Schlottmann, Austin	G	6-6	300	9/18/1995	6	TCU	Brenham, Texas	FA-'24
78	Thomas, Andrew	T	6-5	315	1/22/1999	5	Georgia	Lithonia, Ga.	D1-'20
80	Olshewski, Gunner	WR	6-0	190	11/26/1996	6	Bemidji State	Alvin, Texas	FA-'23
84	Johnson, Theo	TE	6-6	260	2/26/2001	R	Penn State	Windsor, Ontario	D4-'24
96	Watts, Armon	DT	6-5	307	7/22/1996	6	Arkansas	St. Louis, Mo.	FA-'24
97	Lawrence II, Dexter	DL	6-4	340	11/12/1997	6	Clemson	Wake Forest, N.C.	D1-'19
<b>Practice Squad (16)</b>									
18	Hodgins, Isaiah	WR	6-3	200	10/21/1998	4	Oregon State	San Jose, Calif.	W(BUF)-'22
25	Miller, Dante	RB	5-9	200	5/14/1999	R	South Carolina	Rockingham, N.C.	UDFA-'24
30	Stroman Jr., Greg	DB	5-11	180	3/8/1996	5	Virginia Tech	Bristow, Va.	FA-'24
43	Layne, Raheem	S	5-11	192	7/2/1999	3	Indiana	Deland, Fla.	FA-'24
48	Whitley, Benton	OLB	6-3	260	2/12/1999	3	Holy Cross	Springfield, Mass.	FA-'23
55	Basham, Boogie	OLB	6-3	274	12/16/1997	4	Wake Forest	Roanoke, Va.	T(BUF)-'23
60	Hudson, Bryan	C	6-5	301	1/11/2001	R	Louisville	Georgetown, Ky.	FA-'24
67	Morrissey, Jimmy	C	6-4	305	6/9/1998	4	Pittsburgh	Huntingdon Valley, Pa.	FA-'24
71	Johnson, Marcellus	T	6-4	307	4/1/2000	R	Missouri	Normal, Ill.	UDFA-'24
77	Miles, Joshua	T	6-5	325	1/4/1996	4	Morgan State	Baltimore, Md.	FA-'23
79	Phillips, Tyre	T	6-5	325	1/29/1997	5	Mississippi State	Grenada, Miss.	FA-'24
81	Jackson, Kearis	WR	5-11	196	12/9/1999	2	Georgia	Fort Valley, Ga.	FA-'24
83	Murray, Jordan	TE	6-5	240	4/20/2000	1	Hawaii	Kansas City, Mo.	FA-'24
90	Garcia, Elijah	DL	6-5	302	3/11/1998	2	Rice	San Antonio, Texas	FA-'24
91	Rogers, Casey	DT	6-5	305	12/18/1998	R	Oregon	Syracuse, N.Y.	UDFA-'24
99	McAtamney, Jude	K	6-2	205	5/9/2000	R	Rutgers	Derry, Ireland	UDFA-'24





# 2024 PLAYER PARTICIPATION



Whitley, Benton	P	P	N	N	A	PS	PS	PS	PS	PS	PS	PS	-	-	-	-	-	2	0	0	2
-----------------	---	---	---	---	---	----	----	----	----	----	----	----	---	---	---	---	---	---	---	---	---

LEGEND:  
 CAPS=Starter, N=On Inactive List, P=Player was a substitution, X=Did Not Play (Non-injury), NOT=Not on Roster, PS=Practice Squad, IR=Injured Reserve, IRD=Injured Reserve - Designated For Return, PSIR=Practice Squad/Injured Reserve, NOTT=Not on any Team, I=Inactive, ^=With Other Team

## 2024 REGULAR SEASON

OFFENSE										
DATE	OPPONENT	WR	TE	LT	LG	C	RG	RT	QB	RB
9/8	Minnesota	<u>M. Nabers</u>	D. Bellinger/ C. Manhertz/ <u>T. Johnson</u>	A. Thomas	J. Runyan Jr.	J. Schmitz Jr.	G. Van Roten	J. Eluemunor	D. Jones	D. Singletary
9/15	at Washington	D. Slayton/ <u>M. Nabers</u>	C. Manhertz/ <u>T. Johnson</u>	A. Thomas	J. Runyan Jr.	J. Schmitz Jr.	G. Van Roten	J. Eluemunor	D. Jones	D. Singletary
9/22	at Cleveland	J. Hyatt	D. Bellinger/ C. Manhertz/ <u>T. Johnson</u>	A. Thomas	J. Runyan Jr.	J. Schmitz Jr.	G. Van Roten	J. Eluemunor	D. Jones	D. Singletary
9/26	Dallas	D. Slayton/ <u>M. Nabers</u>	C. Manhertz/ <u>J. Johnson</u>	A. Thomas	J. Runyan Jr.	J. Schmitz Jr.	G. Van Roten	J. Eluemunor	D. Jones	D. Singletary
10/6	at Seattle	J. Hyatt/ <u>W. Robinson</u> / <u>D. Slayton</u>	<u>T. Johnson</u>	A. Thomas	J. Runyan Jr.	J. Schmitz Jr.	G. Van Roten	J. Eluemunor	D. Jones	<u>T. Tracy Jr.</u>
10/13	Cincinnati	W. Robinson/ <u>D. Slayton</u>	D. Bellinger/ <u>T. Johnson</u>	A. Thomas	J. Runyan Jr.	J. Schmitz Jr.	G. Van Roten	J. Eluemunor	D. Jones	<u>T. Tracy Jr.</u>
10/20	Philadelphia	D. Slayton/ <u>M. Nabers</u>	C. Manhertz/ <u>T. Johnson</u>	J. Ezeudu	J. Runyan Jr.	J. Schmitz Jr.	G. Van Roten	J. Eluemunor	D. Jones	<u>T. Tracy Jr.</u>
10/28	at Pittsburgh	W. Robinson/ <u>D. Slayton</u> / <u>M. Nabers</u>	<u>T. Johnson</u>	C. Hubbard	J. Runyan Jr.	J. Schmitz Jr.	G. Van Roten	J. Eluemunor	D. Jones	<u>T. Tracy Jr.</u>
11/3	Washington	W. Robinson/ <u>D. Slayton</u> / <u>M. Nabers</u>	<u>T. Johnson</u>	C. Hubbard	J. Runyan Jr.	J. Schmitz Jr.	G. Van Roten	J. Eluemunor	D. Jones	<u>T. Tracy Jr.</u>
11/10	at Carolina	J. Hyatt/ <u>M. Nabers</u>	C. Manhertz/ <u>T. Johnson</u>	J. Eluemunor	J. Runyan Jr.	J. Schmitz Jr.	G. Van Roten	E. Neal	D. Jones	<u>T. Tracy Jr.</u>
11/24	Tampa Bay	<u>M. Nabers</u>	D. Bellinger/ C. Manhertz/ <u>T. Johnson</u>	J. Eluemunor	J. Runyan Jr.	J. Schmitz Jr.	G. Van Roten	E. Neal	T. DeVito	<u>T. Tracy Jr.</u>
11/28	at Dallas	D. Slayton/ <u>M. Nabers</u>	C. Manhertz/ <u>T. Johnson</u>	C. Hubbard	J. Runyan Jr.	J. Schmitz Jr.	G. Van Roten	E. Neal	D. Lock	D. Singletary
12/8		--	--	--	--	--	--	--	--	--
12/15		--	--	--	--	--	--	--	--	--
12/22		--	--	--	--	--	--	--	--	--
12/28		--	--	--	--	--	--	--	--	--
1/5		--	--	--	--	--	--	--	--	--

## 2024 REGULAR SEASON

DEFENSE							
DATE	OPPONENT	DL	OLB	ILB	CB	S	
9/8	Minnesota	D. Lawrence II/ <u>R. Nuñez-Roches</u> / <u>E. Chatman</u>	K. Thibodeaux/ <u>B. Burns</u>	B. Okereke/ <u>D. Muasau</u>	N. McCloud/ <u>D. Banks</u>	J. Pinnock/ <u>T. Nubin</u>	
9/15	at Washington	R. Nuñez-Roches/ <u>D. Lawrence II</u>	B. Burns/ <u>K. Thibodeaux</u>	M. McFadden/ <u>B. Okereke</u>	D. Banks/ <u>C. Flott</u> / <u>D. Phillips</u>	J. Pinnock/ <u>T. Nubin</u>	
9/22	at Cleveland	D. Lawrence II/ <u>R. Nuñez-Roches</u>	B. Burns/ <u>K. Thibodeaux</u>	M. McFadden/ <u>B. Okereke</u>	D. Banks/ <u>C. Flott</u> / <u>D. Phillips</u>	J. Pinnock/ <u>T. Nubin</u>	
9/26	Dallas	D. Lawrence II/ <u>R. Nuñez-Roches</u>	B. Burns/ <u>K. Thibodeaux</u>	M. McFadden/ <u>B. Okereke</u>	D. Banks/ <u>C. Flott</u> / <u>N. McCloud</u>	J. Pinnock/ <u>T. Nubin</u>	
10/6	at Seattle	D. Lawrence II/ <u>R. Nuñez-Roches</u>	B. Burns/ <u>K. Thibodeaux</u>	M. McFadden/ <u>B. Okereke</u>	D. Banks/ <u>C. Flott</u> / <u>N. McCloud</u>	J. Pinnock/ <u>T. Nubin</u>	
10/13	Cincinnati	D. Davidson/ <u>D. Lawrence II</u> / <u>R. Nuñez-Roches</u>	B. Burns/ <u>A. Ojulari</u>	M. McFadden/ <u>B. Okereke</u>	D. Banks/ <u>C. Flott</u>	J. Pinnock/ <u>T. Nubin</u>	
10/20	Philadelphia	D. Lawrence II/ <u>R. Nuñez-Roches</u>	B. Burns/ <u>A. Ojulari</u>	M. McFadden/ <u>B. Okereke</u>	D. Banks/ <u>C. Flott</u>	D. Belton/ <u>J. Pinnock</u> / <u>T. Nubin</u>	
10/28	at Pittsburgh	D. Lawrence II/ <u>R. Nuñez-Roches</u>	B. Burns/ <u>A. Ojulari</u>	M. McFadden/ <u>B. Okereke</u>	D. Banks/ <u>N. McCloud</u> / <u>D. Phillips</u>	J. Pinnock/ <u>T. Nubin</u>	
11/3	Washington	D. Davidson/ <u>D. Lawrence II</u> / <u>R. Nuñez-Roches</u>	B. Burns/ <u>A. Ojulari</u>	M. McFadden/ <u>B. Okereke</u>	D. Banks/ <u>N. McCloud</u>	J. Pinnock/ <u>T. Nubin</u>	
11/10	at Carolina	D. Lawrence II/ <u>R. Nuñez-Roches</u>	B. Burns/ <u>A. Ojulari</u>	M. McFadden/ <u>B. Okereke</u>	D. Banks/ <u>C. Flott</u> / <u>D. Phillips</u>	D. Belton/ <u>T. Nubin</u>	
11/24	Tampa Bay	D. Lawrence II/ <u>R. Nuñez-Roches</u>	B. Burns/ <u>K. Thibodeaux</u>	M. McFadden/ <u>B. Okereke</u> / <u>D. Muasau</u>	D. Banks/ <u>C. Flott</u>	J. Pinnock/ <u>T. Nubin</u>	
11/28	at Dallas	D. Lawrence II/ <u>R. Nuñez-Roches</u>	B. Burns/ <u>K. Thibodeaux</u>	M. McFadden/ <u>B. Okereke</u>	C. Flott/ <u>D. Phillips</u> / <u>A. Jackson</u>	J. Pinnock/ <u>T. Nubin</u>	
12/8		--	--	--	--	--	
12/15		--	--	--	--	--	
12/22		--	--	--	--	--	
12/28		--	--	--	--	--	
1/5		--	--	--	--	--	

Rookies underlined.

(As of December 3, 2024)

OFFENSE

<b>WR</b> 86 Darius Slayton	13 Jalin Hyatt	87 Ihmir Smith-Marsette
<b>WR</b> 17 Wan'Dale Robinson		
<b>RT</b> 73 Evan Neal	75 Joshua Ezeudu	
<b>RG</b> 74 Greg Van Roten	64 Aaron Stinnie	
<b>C</b> 61 John Michael Schmitz Jr.	74 Greg Van Roten	
<b>LG</b> 76 Jon Runyan Jr.	63 <u>Jake Kubas</u>	
<b>LT</b> 72 Jermaine Eluemunor	70 Christopher Hubbard	
<b>RB</b> 26 Devin Singletary	<b>-or-</b> 29 <u>Tyrone Tracy Jr.</u>	20 Eric Gray
<b>WR</b> 1 <u>Malik Nabers</u>	88 Bryce Ford-Wheaton	
<b>TE</b> 82 Daniel Bellinger	85 Chris Manhertz	89 Greg Dulcich
<b>QB</b> 15 Tommy DeVito	2 Drew Lock	12 Tim Boyle

DEFENSE

<b>DE</b> 0 Brian Burns	57 Patrick Johnson	
<b>NT</b> 98 D.J. Davidson	95 Jordon Riley	
<b>DT</b> 93 Rakeem Nuñez-Roches	94 <u>Elijah Chatman</u>	
<b>OLB</b> 5 Kayvon Thibodeaux	45 Tomon Fox	
<b>ILB</b> 58 Bobby Okereke	53 <u>Darius Muasau</u>	49 Matthew Adams
<b>ILB</b> 41 Micah McFadden	53 <u>Darius Muasau</u>	47 Ty Summers
<b>NB</b> 22 <u>Dru Phillips</u>	19 Isaiah Simmons	
<b>CB</b> 3 Deonte Banks	37 Tre Hawkins III	
<b>S</b> 31 <u>Tyler Nubin</u>	24 Dane Belton	
<b>S</b> 27 Jason Pinnock	23 Anthony Johnson Jr.	
<b>CB</b> 28 Cor'Dale Flott	21 Adoree' Jackson	35 Art Green

SPECIALISTS

<b>LS</b> 59 Casey Kreiter		
<b>H</b> 6 Jamie Gillan		
<b>P</b> 6 Jamie Gillan		
<b>PR</b> 87 Ihmir Smith-Marsette	86 Darius Slayton	17 Wan'Dale Robinson
		21 Adoree' Jackson
<b>KOR</b> 20 Eric Gray	87 Ihmir Smith-Marsette	29 <u>Tyrone Tracy Jr.</u>
		86 Darius Slayton
<b>K</b> 9 Graham Gano		

PRONUNCIATION GUIDE

Greg Dulcich .....	dul-SICH	Tyler Nubin .....	noo-BIN
Jermaine Eluemunor .....	eh-LOO-muh-norr	Rakeem Nuñez-Roches .....	NOON-yez RO-ches
Joshua Ezeudu .....	ee-ZOO-doo	Bobby Okereke .....	oh-care-uh-KAY
Cor'Dale Flott .....	coor-dale	Jason Pinnock .....	pin-nock
Tomon Fox .....	tuh-mon	Wan'Dale Robinson .....	WAN-Dale
Casey Kreiter .....	CRY-ter	Kayvon Thibodeaux .....	ti-buh-dough
Jake Kubas .....	KOO-bus	Greg Van Roten .....	van-ROW-tin
Darius Muasau .....	MOO-uh-sow (like cow)		

\*PUP players not included on depth chart

# HOW THE 2024 ROSTER WAS BUILT



YEAR	DRAFTTEES (26)	FREE AGENTS (24)	COLLEGE FREE AGENTS (3)	TRADES/WAIVERS (5)
<b>2019</b>	DL Dexter Lawrence II (1) * WR Darius Slayton (5)			
<b>2020</b>	T Andrew Thomas (1) *	K Graham Gano (FA-'20) LS Casey Kreiter (FA-'20)		
<b>2021</b>	OLB Azeez Ojulari (2) *	CB Adoree' Jackson (FA-'21)		
<b>2022</b>	T Evan Neal (1) OLB Kayvon Thibodeaux (1) WR Wan'Dale Robinson (2) OL Joshua Ezeudu (3) CB Cor'Dale Flott (3) TE Daniel Bellinger (4) S Dane Belton (4) DL D.J. Davidson (5) ILB Micah McFadden (5)	OLB Tomon Fox (FA-'22) P Jamie Gillan (FA-'22)		S Jason Pinnock (W NYJ -'22)
<b>2023</b>	CB Deonte Banks (1) C John Michael Schmitz Jr. (2) WR Jalin Hyatt (3) RB Eric Gray (5) CB Tre Hawkins III (6) DT Jordon Riley (7)	DT Cory Durden (FA-'24) WR Bryce Ford-Wheaton (FA-'23) DL Rakeem Nunez-Roches (FA-'23) ILB Bobby Okereke (FA-'23) WR Gunner Olszewski (FA-'23) *	QB Tommy DeVito (UDFA) ILB Dyontae Johnson (FA-'23) *	S/ILB Isaiah Simmons (T ARI -'23)
<b>2024</b>	WR Malik Nabers (1) S Tyler Nubin (2) TE Greg Dulcich (3) CB Dru Phillips (3) TE Theo Johnson (4) * RB Tyrone Tracy Jr. (5) ILB Darius Muasau (6)	LB Matthew Adams (FA-'24) DT Elijah Chatman (FA-'24) T Jermaine Eluemunor (FA-'24) DB Art Green (FA-'24) T Christopher Hubbard (FA-'24) QB Drew Lock (FA-'24) TE Chris Manhertz (FA-'24) DB Elijah Riley (FA-'24) * G Jon Runyan Jr. (FA-'24) G Austin Schlottmann (FA-'24) * RB Devin Singletary (FA-'24) WR Ihmir Smith-Marsette (FA-'24) G Aaron Stinnie (FA-'24) G Greg Van Roten (FA-'24)	G Jake Kubas (UDFA-'24)	OLB Brian Burns (T CAR -'24) S Anthony Johnson Jr. (W GB -'24) LB Patrick Johnson (W PHI -'24)

Key: \* Injured Reserve

<b>January 1</b>	OLB Jeremiah Martin - Practice Squad Signing
<b>January 2</b>	T Tyre Phillips - Reserve/Injured
<b>January 4</b>	QB Jacob Eason, TE Tyree Jackson - Free Agent Signing from NYG Practice Squad
<b>January 6</b>	T Yodny Cajuste, K Mason Crosby - Activated, from Practice Squad QB Jacob Eason, TE Tyree Jackson - Free Agent Signing from NYG Practice Squad S Jason Pinnock - Reserve/Injured
<b>January 8</b>	DT Ryder Anderson, T Yodny Cajuste, DB Kaleb Hayes, WR Dennis Houston, RB Deon Jackson, LB Dyontae Johnson, OLB Jeremiah Martin, G Jalen Mayfield, T Joshua Miles, DB Stantley Thomas-Oliver - Reserve/Future
<b>January 10</b>	OLB Tomon Fox - Reserve/Future
<b>January 23</b>	WR Chase Cota, C Jimmy Morrissey - Reserve/Future
<b>January 23</b>	WR Chase Cota, C Jimmy Morrissey - Reserve/Future
<b>March 12</b>	LS Casey Kreiter & LB Benton Whitley - Signed, Renegotiated Contract
<b>March 13</b>	OLB Brian Burns - Acquired via Trade (with CAR) with 2024 5th Round Pick (No. 166) for 2024 2nd Round Pick (No. 39), 2024 5th Round Pick (No. 141) and 2025 5th Round Pick (Conditional)
<b>March 14</b>	LB Carter Coughlin, T Jermaine Eluemunor, DB Jalen Mills, WR Gunner Olszewski, G Jon Runyan, QB Drew Lock, WR Isaiah McKenzie & RB Devin Singletary - Unrestricted Free Agent Signing
<b>March 15</b>	TE Jack Stoll - Free Agent Signing
<b>March 18</b>	OL Austin Schlottman & G Aaron Stinnie - Unrestricted Free Agent Signing TE Chris Manhertz - Free Agent Signing
<b>March 22</b>	CB Darnay Holmes & T Matt Nelson - Free Agent Signing
<b>March 24</b>	WR Isaiah Hodgins - Free Agent Signing
<b>April 5</b>	RB Dante Miller - Free Agent Signing ILB Isaiah Simmons - Unrestricted Free Agent Signing
<b>April 9</b>	WR Miles Boykin - Unrestricted Free Agent Signing
<b>April 11</b>	DT Jordan Phillips - Unrestricted Free Agent Signing
<b>April 12</b>	LB Matthew Adams - Unrestricted Free Agent Signing
<b>April 15</b>	CB Nick McCloud - RFA Signing/No Offer Sheet Executed
<b>May 1</b>	DB David Long - Free Agent Signing
<b>May 7</b>	QB Nathan Rourke - Claimed off Waivers from NE
<b>May 9</b>	WR Allen Robinson - Free Agent Signing

<b>May 10</b>	WR Ayir Asante, WR John Jiles, DB Alex Johnson, T Marcellus Johnson, G Jake Kubas, OLB Ovie Oghoufo, DT Casey Rogers - Free Agent Signing RB Tyrone Tracy - Selection List Signing K Jude McAtamney - Free Agent Signing - Exempt/International Player RB Deon Jackson - Waived, Injured, Prior to Cut to 53 WR Malik Nabers - Selection List Signing
<b>May 13</b>	DT Elijah Chatman - Free Agent Signing DE Jeremiah Martin - Waived No Recall
<b>May 14</b>	CB Dru Phillips - Selection List Signing
<b>May 15</b>	LB Darius Muasau - Selection List Signing
<b>May 21</b>	RB Deon Jackson - Waived, Injury Settlement
<b>May 22</b>	TE Theo Johnson - Selection List Signing
<b>May 30</b>	RB Gary Brightwell - Waived, Injured, Prior to Cut to 53 DB Elijah Riley - Free Agent Signing
<b>May 31</b>	S Tyler Nubin - Selection List Signing
<b>June 10</b>	RB Gary Brightwell - Waived, Injury Settlement TE Darren Waller - Reserve/Retired
<b>June 12</b>	DB Tre Herndon - Free Agent Signing
<b>June 18</b>	WR Chase Cota - Reserve/Injured; Prior to Cut to 53 RB Jacob Saylor - Free Agent Signing
<b>July 16</b>	TE Theo Johnson - Declared Physically Unable to Perform
<b>July 23</b>	DB Jalen Mills, DB Stantley Thomas-Oliver - Declared Non-Football Injury T Evan Neal, DB Aaron Robinson - Declared Physically Unable to Perform
<b>July 28</b>	DB Breon Borders - Free Agent Signing QB Nathan Rourke - Waived, No Recall TE Theo Johnson - Passed Physical
<b>July 30</b>	G Greg Van Roten - Free Agent Signing DB Aaron Robinson - Waived, Failed Physical
<b>July 31</b>	DB Mario Goodrich - Claimed off Waivers (PHI) DB Stantley Thomas-Oliver - Terminated Non-Football Injury
<b>August 5</b>	DB Christian Holmes - Claimed off Waivers (WASH) RB Jashaun Corbin - Waived, Injured
<b>August 9</b>	RB Jashaun Corbin - Waived, Injury Settlement

<b>August 11</b>	LB K.J. Cloyd - Free Agent Signing DB Kaleb Hayes - Waived, No Recall T Evan Neal - Passed Physical
<b>August 12</b>	RB Lorenzo Lingard - Free Agent Signing
<b>August 15</b>	RB Joshua Kelley, DB Raheem Layne, DB Jonathan Sutherland - Free Agent Signing DB Jalen Mills - Terminated DB Elijah Riley - Reserve/Injured DT Jordan Phillips - Traded
<b>August 16</b>	TE/FB Jakob Johnson - Free Agent Signing TE Tyree Jackson - Waived
<b>August 25</b>	WR Ayir Asante, DT Kyler Baugh, DB Christian Holmes, DB Clayton Isbell, WR John Jiles, LB Trey Kiser, RB Lorenzo Lingard, T Marcus McKethan - Waived, No Recall DB Breon Borders, RB Joshua Kelley - Terminated DT Timmy Horne, DB Jonathan Sutherland - Waived
<b>August 26</b>	T Matt Nelson - Terminated
<b>August 27</b>	LB Darrian Beavers, LB K.J. Cloyd, LB Tomon Fox, DB Alex Johnson, T Marcellus Johnson, DB Raheem Layne, K Jude McAtamney, RB Dante Miller, C Jimmy Morrissey, DT Casey Rogers, TE Jack Stoll - Waived WR Miles Boykin, TE Lawrence Cager, DB Tre Herndon, WR Isaiah Hodgins, DB Darnay Holmes, TE/FB Jakob Johnson, DB David Long Jr., T Joshua Miles, WR Allen Robinson - Terminated, Vested Veteran DB Mario Goodrich, G Jalen Mayfield, DE Ovie Oghoufo - Waived, Injured WR Isaiah McKenzie - Reserve/Injured Matthew Adams - Reserve/Injured - Designated for Return
<b>August 28</b>	DB Anthony Johnson - Claimed off Waivers DB Gervarrius Owens, DT Ryder Anderson, DB Mario Goodrich, OLB Ovie Oghoufo - Waived WR Miles Boykin, TE Lawrence Cager, WR Isaiah Hodgins, TE/FB Jakob Johnson, T Joshua Miles, LB Ty Summers - Practice Squad Veteran LB K.J. Cloyd, DB Alex Johnson, T Marcellus Johnson, DB Raheem Layne, RB Dante Miller, DT Casey Rogers - Practice Squad OLB Tomon Fox, C Jimmy Morrissey - Practice Squad Exception K Jude McAtamney - International Practice Player Signing LB Curtis Bolton - Free Agent Signing LB Dyontae Johnson - Reserve/Injured
<b>August 29</b>	DL Elijah Garcia, DB Art Green - Practice Squad DB Duke Shelley - Practice Squad Veteran WR Dennis Houston, G Jalen Mayfield - Waived, Injury Settlement TE/FB Jakob Johnson - Free Agent Signing G Austin Schlottman - Reserve/Injured
<b>August 30</b>	CB Adoree' Jackson - Free Agent Signing TE/FB Jakob Johnson - Terminated, Vested Veteran
<b>September 2</b>	WR Miles Boykin - Terminated (by Club) from Practice Squad TE/FB Jakob Johnson - Practice Squad Veteran
<b>September 3</b>	WR Isaiah McKenzie - Terminated, Vested Veteran



<b>September 5</b>	LB Carter Coughlin - Terminated, Vested Veteran LB Carter Coughlin - Practice Squad Veteran TE/FB Jakob Johnson - Terminated (by Club) from Practice Squad
<b>September 7</b>	LB Curtis Bolton - Terminated, Vested Veteran
<b>September 9</b>	WR Ihmir Smith-Marsette - Free Agent Signing LB Curtis Bolton - Practice Squad Veteran LB Carter Coughlin - Practice Squad, Injured
<b>September 10</b>	TE/FB Jakob Johnson - Free Agent Signing T Marcellus Johnson - Terminated (by Club) from Practice Squad G Cade Mays - Practice Squad Exception
<b>September 12</b>	WR Chase Cota - Waived
<b>September 14</b>	LB Tomon Fox, LB Ty Summers - Activated from Practice Squad (Standard Elevation) WR Gunner Olszewski - Reserve/Injured
<b>September 17</b>	K Graham Gano - Reserve/Injured LB Patrick Johnson - Claimed off Waivers from PHI K Greg Joseph - Free Agent Signing from DET Practice Squad
<b>September 21</b>	DB Art Green, LB Ty Summers - Activated from Practice Squad (Standard Elevation)
<b>September 24</b>	TE Lawrence Cager - Practice Squad; Injured TE Joel Wilson - Practice Squad LB Ty Summers - Free Agent Signing from NYG Practice Squad TE/FB Jakob Johnson - Terminated, Vested Veteran, all contracts (signed back to the Practice Squad)
<b>September 26</b>	TE/FB Jakob Johnson, DB Duke Shelley - Activated from Practice Squad (Standard Elevation)
<b>October 1</b>	WR Kearis Jackson - Practice Squad DB Greg Stroman - Practice Squad Veteran DB Alex Johnson, TE Joel Wilson - Terminated (by Club) from Practice Squad TE Lawrence Cager - Terminated (Injury Settlement) from Practice Squad
<b>October 2</b>	LB Matthew Adams - Returned to Practice
<b>October 5</b>	LB Matthew Adams - Activated, from Reserve WR Isaiah Hodgins, RB Dante Miller - Activated, from Practice Squad (Standard Elevation) LB Benton Whitley - Waived, No Recall
<b>October 8</b>	LB Benton Whitley - Practice Squad G Cade Mays - Signed to CAR Active Roster from NYG Practice Squad
<b>October 12</b>	P Matt Haack - Free Agent Signing WR Isaiah Hodgins, RB Dante Miller - Activated, from Practice Squad (Standard Elevation) OLB Kayvon Thibodeaux - Reserve/Injured
<b>October 15</b>	NT Armon Watts - Practice Squad Veteran DB Duke Shelley - Terminated (by Club) from Practice Squad

<b>October 16</b>	T Andrew Thomas - Reserve/Injured
<b>October 18</b>	T Christopher Hubbard - Free Agent Signing (from SF Practice Squad)
<b>October 19</b>	LB Tomon Fox - Activated, from Practice Squad (Standard Elevation)
<b>October 22</b>	NT Armon Watts - Free Agent Signing from NYG Practice Squad LB Carlos Basham - Waived, No Recall
<b>October 23</b>	LB Carlos Basham - Practice Squad Veteran
<b>October 28</b>	LB Tomon Fox, DB Greg Stroman - Activated, from Practice Squad (Standard Elevation)
<b>October 29</b>	DB Gervarius Owens - Terminated (by Club) from Practice Squad
<b>October 30</b>	T Marcellus Johnson - Signed, Practice Squad TE/FB Jakob Johnson - Terminated (by Club) from Practice Squad
<b>November 2</b>	LB Tomon Fox - Free Agent Signing from NYG Practice Squad TE/FB Jakob Johnson - Practice Squad Veteran K Jude McAtamney - Activated, from Practice Squad (Standard Elevation) K Greg Joseph - Reserve/Injured
<b>November 5</b>	P Matt Haack - Terminated, Vested Veteran CB Nick McCloud - Waived, No Recall
<b>November 6</b>	K Graham Gano - Designated for Return/Returned to Practice P Matt Haack - Practice Squad Veteran C Bryan Hudson - Practice Squad DB Ari Green - Free Agent Signing from NYG Practice Squad T Joshua Miles - Terminated (by Club) from Practice Squad
<b>November 7</b>	K Greg Joseph - Waived, Injury Settlement
<b>November 9</b>	LB Curtis Bolton and WR Isaiah Hodgins - Activated, from Practice Squad (Standard Elevation) K Graham Gano - Activated, from Reserve
<b>November 12</b>	P Matt Haack - Terminated (by Club) from Practice Squad T Joshua Miles - Practice Squad Veteran
<b>November 19</b>	LB Curtis Bolton, T Garret Greenfield, TE/FB J. Johnson - Terminated (by Club) from Practice Squad QB Tim Boyle, T Tyre Phillips - Practice Squad Veteran
<b>November 20</b>	TE Jordan Murray - Practice Squad LB Kayvon Thibodeaux - Designated for Return/Returned to Practice
<b>November 23</b>	QB Tim Boyle - Free Agent Signing from NYG Practice Squad LB Kayvon Thibodeaux - Activated, from Reserve LB Tomon Fox, QB Daniel Jones - Waived, No Recall
<b>November 25</b>	LB Tomon Fox - Practice Squad Exception

## November 26

DE Azeez Ojulari - Reserve/Injured  
TE Greg Dulcich - Claimed off Waivers from DEN

## November 27

LB Tomon Fox - Free Agent Signing from NYG Practice Squad  
T Joshua Miles, DB Greg Stroman - Activated, from Practice Squad (Standard Elevation)  
NT Armon Watts - Reserve/Injured

## December 2

DT Cory Durden - Free Agent Signing from LAR Practice Squad  
TE Theo Johnson, NT Dexter Lawrence II - Reserve/Injured

## QUARTERBACKS (3)

2 Lock, Drew ..... QB  
 15 DeVito, Tommy ..... QB

## RUNNING BACKS (3)

20 Gray, Eric ..... RB  
 29 Tracy Jr., Tyrone ..... RB

## WIDE RECEIVERS (6)

1 Nabers, Malik ..... WR  
 17 Robinson, Wan'Dale ..... WR  
 87 Smith-Marsette, Ihmir ..... WR

## TIGHT ENDS (3)

82 Bellinger, Daniel ..... TE  
 89 Dulcich, Greg ..... TE

## OFFENSIVE LINE (9)

61 Schmitz Jr., John Michael ..... C  
 64 Stinnie, Aaron ..... G  
 72 Eluemunor, Jermaine ..... T  
 74 Van Roten, Greg ..... G  
 76 Runyan Jr., Jon ..... G

## LINEBACKERS (9)

0 Burns, Brian ..... OLB  
 41 McFadden, Micah ..... ILB  
 47 Summers, Ty ..... LB  
 53 Muasau, Darius ..... ILB  
 58 Okereke, Bobby ..... ILB

## DEFENSIVE BACKS (11)

3 Banks, Deonte ..... CB  
 21 Jackson, Adoree' ..... CB  
 23 Johnson Jr., Anthony ..... S  
 27 Pinnock, Jason ..... S  
 31 Nubin, Tyler ..... S  
 37 Hawkins III, Tre ..... CB

## DEFENSIVE LINE (5)

69 Durden, Cory ..... DT  
 94 Chatman, Elijah ..... DT  
 98 Davidson, D.J. .... DL

## SPECIALISTS (3)

6 Gillan, Jamie ..... P  
 59 Kreiter, Casey ..... LS

12 Boyle, Tim ..... QB

26 Singletary, Devin ..... RB

13 Hyatt, Jalin ..... WR  
 86 Slayton, Darius ..... WR  
 88 Ford-Wheaton, Bryce ..... WR

85 Manhertz, Chris ..... TE

63 Kubas, Jake ..... G  
 70 Hubbard, Christopher ..... T  
 73 Neal, Evan ..... T  
 75 Ezeudu, Joshua ..... OL

5 Thibodeaux, Kayvon ..... OLB  
 45 Fox, Tomon ..... OLB  
 49 Adams, Matthew ..... LB  
 57 Johnson, Patrick ..... LB


19 Simmons, Isaiah ..... S/ILB  
 22 Phillips, Dru ..... CB  
 24 Belton, Dane ..... S  
 28 Flott, Cor'Dale ..... CB  
 35 Green, Art ..... DB

93 Nuñez-Roches, Rakeem ..... DL  
 95 Riley, Jordon ..... DT

9 Gano, Graham ..... K

# PLAYERS





# MATTHEW ADAMS

LB

HEIGHT: 6-0  
WEIGHT: 230  
COLLEGE: HOUSTON  
HOW ACQUIRED: FA-'24  
NFL EXP.: 7TH YEAR  
GIANTS EXP.: 1ST YEAR

49

## TRANSACTIONS

- » Originally a 7th-round (221st pick overall) draft choice by the Indianapolis Colts in 2018...Signed as a free agent by the Chicago Bears on April 4, 2022...Signed as a free agent by the Cleveland Browns on March 21, 2023...Signed as a free agent by the Giants on April 12, 2024.

## 2024 SEASON HIGHLIGHTS

- » Recovered a fumble on special teams in Week 13 at Dallas (11/28).
- » Made one special teams tackle for the second straight game in Week 10 against Carolina (11/10).
- » Totaled one special teams tackle in Week 9 against Washington (11/3).
- » Recorded one tackle on special teams in Week 7 against Philadelphia (10/20).
- » Made his 2024 debut and recorded one special teams tackle in Week 5 against Seattle (10/6).

## CAREER HIGHLIGHTS

- » Adams has played in 93 regular-season games with 13 starts with Indianapolis, Chicago, Cleveland and the Giants and played in 4 postseason games for the Colts and Browns...Has compiled 64 tackles (44 solo), one forced fumble and fumble recovery on defense and 38 tackles, two fumble recoveries and one blocked punt on special teams...In the playoffs, has one tackle on defense and 2 on special teams.
- » In 2023, played in all 17 games with one start and played in one postseason game for the Browns...Played 435 snaps on special teams, 76 more than any of his teammates...Led Cleveland 10 special teams tackles (7 solo), and added one fumble recovery...Tallied 7 tackles (4 solo) on defense.
- » In 2022, played in 10 games with 3 starts in his only season in Chicago...Collected 22 tackles (14 solo) on defense and 4 stops (3 solo) on special teams...Started his third consecutive game and registered a season-high 7 tackles (3 solo) at Detroit (1/1).
- » In his final season in Indianapolis in 2021, played in all 17 games...Participated in a team-high 351 special teams snaps, plus one on defense...Contributed 10 special teams tackles (2 solo).
- » In 2020, played in 9 regular-season games one postseason game for the Colts...Each of his 149 snaps was on special teams, where he had 2 tackles (one solo).
- » In 2019, played in all 16 games with 4 starts...Tallied 9 tackles (7 solo) on defense and one solo stop on special teams.
- » As a rookie in 2018, played in all 16 regular-season games with a career-high 5 starts and played in 2 postseason games...Recorded career bests of 26 tackles and 17 solo stops, plus 7 special teams tackles (4 solo)...Had a career-high 6 tackles (4 solo) at Houston (12/9)...Posted a career-best 5 unassisted tackles vs. the Giants (12/23)...Assisted on one tackle in the playoffs.

## COLLEGE

- » Played in 48 games with 23 starts in 4 seasons (2014-17) at Houston...Totals included 259 tackles (161 solo), 21 tackles for loss, 7.5 sacks, 5 forced fumbles, 2 fumble recoveries, and 3 passes defended...As a senior in 2017, played in 11 games with 9 starts and tallied a career-high 88 tackles (54 solo) and 1.5 sacks...Recorded a career-best 15 tackles vs. Texas Tech...Had 2.0 tackles in each of his first 3 seasons with the Cougars.

## PERSONAL

- » Kinesiology sports administration major...Played football and basketball at Hightower High School in Missouri City, Texas...As a senior, finished with had 96 tackles, including 18 for loss, 6 forced fumbles and 4 interceptions and was selected the team's overall MVP and defensive MVP...Named to the District 23-5A first team as both a junior and a senior...Also named to the 2013 District 23-5A All-Academic Team.

### MATTHEW ADAMS' NFL REGULAR SEASON DEFENSIVE STATISTICS

DATE	TEAM	GP	GS	TACKLES							INTERCEPTIONS					O. FUMB				ST			MISC			
				TK	S	A	TFL	YDS	SK	YDS	QBH	NO	YDS	LG	TD	PD	FF	FR	TD	YDS	TK	S	A	FF	FR	S
2018	Colts	16	5	26	19	7	5	4	0.0	0.0	2	0	0	0	0	0	0	1	0	0	7	4	3	0	0	0
2019	Colts	16	4	9	7	2	1	2	0.0	0.0	0	0	0	0	0	0	0	0	0	1	1	0	0	0	0	
2020	Colts	9	0	0	0	0	0	0	0.0	0.0	0	0	0	0	0	0	0	0	0	2	1	1	0	0	0	
2021	Colts	17	0	0	0	0	0	0	0.0	0.0	0	0	0	0	0	0	0	0	0	10	8	2	0	0	0	
2022	Bears	10	3	22	14	8	2	2	0.0	0.0	0	0	0	0	0	1	0	0	0	4	3	1	0	0	0	
2023	Browns	17	1	7	4	3	0	0	0.0	0.0	0	0	0	0	0	0	0	0	0	10	7	3	1	0	0	
2024	Giants	8	0	0	0	0	0	0	0.0	0.0	0	0	0	0	0	0	0	0	0	4	3	1	0	1	0	
<b>NFL TOTALS</b>		<b>93</b>	<b>13</b>	<b>64</b>	<b>44</b>	<b>20</b>	<b>8</b>	<b>8</b>	<b>0.0</b>	<b>0.0</b>	<b>2</b>	<b>0</b>	<b>0</b>	<b>0</b>	<b>0</b>	<b>1</b>	<b>1</b>	<b>0</b>	<b>0</b>	<b>38</b>	<b>27</b>	<b>11</b>	<b>1</b>	<b>1</b>	<b>0</b>	

### MATTHEW ADAMS' NFL POSTSEASON DEFENSIVE STATISTICS

DATE	TEAM	GP	GS	TACKLES							INTERCEPTIONS					O. FUMB				ST			MISC		
				TK	S	A	TFL	YDS	SK	YDS	QBH	NO	YDS	LG	TD	PD	FF	FR	TD	YDS	TK	S	A	FF	FR
2018	Colts	2	0	1	0	1	0	0	0.0	0.0	0	0	0	0	0	0	0	0	0	1	0	1	0	0	0
2020	Colts	1	0	0	0	0	0	0	0.0	0.0	0	0	0	0	0	0	0	0	0	1	0	1	0	0	0
2023	Browns	1	0	0	0	0	0	0	0.0	0.0	0	0	0	0	0	0	0	0	0	1	1	0	0	0	0
<b>NFL TOTALS</b>		<b>4</b>	<b>0</b>	<b>1</b>	<b>0</b>	<b>1</b>	<b>0</b>	<b>0</b>	<b>0.0</b>	<b>0.0</b>	<b>0</b>	<b>0</b>	<b>0</b>	<b>0</b>	<b>0</b>	<b>0</b>	<b>0</b>	<b>0</b>	<b>0</b>	<b>3</b>	<b>1</b>	<b>2</b>	<b>0</b>	<b>0</b>	<b>0</b>

### SINGLE-GAME HIGHS: DEFENSIVE

**Total Tackles** 7 at Detroit Lions, Jan 01, 2023  
 6 at Houston Texans, Dec 09, 2018  
 5 vs. New York Giants, Dec 23, 2018  
 3 vs. San Francisco 49ers, Sep 11, 2022  
 3 vs. Jacksonville Jaguars, Nov 17, 2019  
 ...1 more at 3.

**Solo Tackles** 5 vs. New York Giants, Dec 23, 2018  
 4 at Houston Texans, Dec 09, 2018  
 3 at Detroit Lions, Jan 01, 2023  
 3 vs. Miami Dolphins, Nov 25, 2018  
 2 vs. Minnesota Vikings, Jan 08, 2023  
 ...6 more at 2.

**Forced Fumbles** 1 vs. Buffalo Bills, Dec 24, 2022

**Fumble Recoveries** 1 at Oakland Raiders, Oct 28, 2018  
**Tackles For Loss** 3 vs. New York Giants, Dec 23, 2018  
 1 at Detroit Lions, Jan 01, 2023  
 1 vs. Green Bay Packers, Dec 04, 2022  
 1 at Pittsburgh Steelers, Nov 03, 2019  
 ...2 more at 1.

**Special Teams Tackles** 2 at New York Jets, Nov 27, 2022  
 2 vs. Jacksonville Jaguars, Nov 14, 2021  
 2 at San Francisco 49ers, Oct 24, 2021  
 ...3 more at 2.

### SINGLE-GAME HIGHS - POSTSEASON: DEFENSIVE

**Total Tackles** 1 at Kansas City Chiefs, Jan 12, 2019

**Special Teams Tackles** 1 at Buffalo Bills, Jan 09, 2021  
 1 at Houston Texans, Jan 05, 2019

### 2024 GAME-BY-GAME REGULAR-SEASON STATISTICS (GIANTS)

DATE	OPPONENT	P/S	TACKLES							INTERCEPTIONS					O. FUMB				ST			MISC		SCORE				
			TK	S	A	SK	YDS	TFL	YDS	QBH	NO	YDS	LG	TD	PD	FF	FR	TD	YDS	TK	S	A	FF		FR	S	A	
09/08	Vikings																									L	6-28	
09/15	at Commanders																									L	18-21	
09/22	at Browns																									W	21-15	
09/26	Cowboys																									L	15-20	
10/06	at Seahawks	P	0	0	0	0.0	0.0	0	0	0	0	0	0	0	0	0	0	0	0	1	1	0	0	0	0	0	W	29-20
10/13	Bengals	P	0	0	0	0.0	0.0	0	0	0	0	0	0	0	0	0	0	0	0	0	0	0	0	0	0	0	L	7-17
10/20	Eagles	P	0	0	0	0.0	0.0	0	0	0	0	0	0	0	0	0	0	0	1	0	1	0	0	0	0	0	L	3-28
10/28	at Steelers	P	0	0	0	0.0	0.0	0	0	0	0	0	0	0	0	0	0	0	0	0	0	0	0	0	0	0	L	18-26
11/03	Commanders	P	0	0	0	0.0	0.0	0	0	0	0	0	0	0	0	0	0	0	1	1	0	0	0	0	0	0	L	22-27
11/10	at Panthers	P	0	0	0	0.0	0.0	0	0	0	0	0	0	0	0	0	0	0	1	1	0	0	0	0	0	0	L	17-20+
11/24	Buccaneers	P	0	0	0	0.0	0.0	0	0	0	0	0	0	0	0	0	0	0	0	0	0	0	0	0	0	0	L	7-30
11/28	at Cowboys	P	0	0	0	0.0	0.0	0	0	0	0	0	0	0	0	0	0	0	0	0	0	0	1	0	0	0	L	20-27
<b>2024 TOTALS</b>		<b>8-0</b>	<b>0</b>	<b>0</b>	<b>0</b>	<b>0.0</b>	<b>0.0</b>	<b>0</b>	<b>0</b>	<b>0</b>	<b>0</b>	<b>0</b>	<b>0</b>	<b>0</b>	<b>0</b>	<b>0</b>	<b>0</b>	<b>0</b>	<b>4</b>	<b>3</b>	<b>1</b>	<b>0</b>	<b>1</b>	<b>0</b>	<b>0</b>	<b>2-10</b>		

+ - Overtime



# DEONTE BANKS

CB

3

HEIGHT: 6-2  
WEIGHT: 200  
COLLEGE: MARYLAND  
HOW ACQUIRED: D1-'23  
NFL EXP.: 2ND YEAR  
GIANTS EXP.: 2ND YEAR

## TRANSACTIONS

- » Originally a first-round (24th pick overall) draft choice by the Giants in 2023.

## 2024 SEASON HIGHLIGHTS

- » Tallied 6 tackles (2 solo), 3 passes defended and one forced fumble in Week 5 against Seattle (10/6)...Became the first Giant since Terrell Thomas (vs. Jacksonville on 11/28/10) to record 3-plus passes defended and one forced fumble in a single game.
- » Totaled 5 solo tackles and one pass defended in win over Cleveland (9/22).
- » Recorded 4 tackles for the second consecutive week and one pass defended against Washington (9/15).
- » Posted 4 tackles (4 solo) and one tackle for loss in Week 1 against Minnesota (9/8).

## CAREER HIGHLIGHTS

- » Has played in 26 regular-season games with 26 starts during his first two seasons with the Giants...Career totals include 107 tackles (86 solo), 3 tackles for loss, 18 passes defended and 2 interceptions.
- » As a rookie in 2023, started all 15 games in which he played...Missed the final 2 games of the season due to a shoulder injury...Finished with 64 tackles (53 solo), 2 tackles for loss, 2 interceptions and 11 passes defended, the latter figure tying Xavier McKinney for the team lead and were the most by a Giants rookie since Will Allen had 14 in 2001...Ranked 8th among all rookies with 64 total tackles.
- » Recorded one tackle and 2 passes in his NFL debut vs. Dallas (9/10)...The Giants' other starting cornerback against the Cowboys was 6th-round draft choice Tre Hawkins. It was the first time in the Super Bowl era the Giants started 2 rookie corners in the season opener...They had last started 2 rookies in their secondary in their opening game in 1980, when Mark Haynes (right cornerback) and Bud Hebert (free safety) started in a 41-35 victory vs. the Cardinals in St. Louis...The previous NFL team to start a pair of rookie corners in the season's first game was the 2008 Kansas City Chiefs (Brandon Carr and Brandon Flowers).
- » Center John Michael Schmitz, the Giants' 2nd-round draft choice, also started vs. Dallas...The Giants started 3 rookie draft choices in their season opener for the first time since 2018, when running back Saquon Barkley, left guard Will Hernandez, and defensive lineman B.J. Hill all played the first snap.
- » Produced 7 tackles and his first career interception on a pass thrown by Sam Howell – that he returned 6 yards - vs. Washington (10/22)...Recorded 3 tackles and matched his season high with 2 passes defended vs. the Jets (10/29). Week 8...Intercepted Patriots quarterback Mac Jones and totaled 4 tackles in the win over New England (11/26)...Set a career high with 12 tackles (9 solo) vs. Green Bay (12/11)...Had 6 solo tackles at Philadelphia (12/25).

## COLLEGE

- » Played in 30 games with 21 starts in 4 seasons at Maryland...Career totals included 83 tackles (61 solo), a half-sack, 2 interceptions, 13 passes defended and one blocked kick.
- » As a senior in 2022, played in a career-high 12 games with 8 starts...Opted out of the Duke's Mayo Bowl and decided to forego his final year of eligibility to enter the NFL Draft...Selected honorable mention All-Big Ten...Tallied a career-best 38 tackles (25 solo) and 9 passes defended, plus one interception and a half-sack...In 2021, started the season's first 2 games, vs. West Virginia (9/4) and Howard (9/11) before suffering season-ending torn labrum injury in the Howard game...Totaled 6 tackles (4 solo), including 5 stops (4 solo) vs. West Virginia.
- » In the pandemic-shortened 2020 season, played in 5 games with 3 starts...Posted 11 tackles (10 solo) and one pass defended...As a freshman in 2019, played in 11 games with starts in the final 8 games...Tallied 28 tackles (22 solo), one interception and two pass breakups...Recorded first career interception, picking off Brian Lewerke at Michigan State...Had 3 tackles in his first career start at Rutgers...Made his collegiate debut vs. Howard.

## OFF-THE-FIELD ACTIVITY

- » Joined Project Kind, an organization to support those experiencing homelessness, to host an event with 125 people from the organization for a day of haircuts, spa treatments and lunch at MetLife stadium...The entire 2023 rookie class visited Harlem, where players were split into groups to visit 4 different schools and hosted a flag football clinic for 50 of the boys in the Harlem Giants program...To celebrate Halloween, dressed in costume to visit patients and distribute giftbags at Hackensack University Medical Center's Joseph M. Sanzari Children's Hospital...Continued the annual rookie Thanksgiving tradition at the Community Kitchen located at the Food Bank for New York City in Harlem to hand out turkeys and meals for people in need...Partnered with the American Heart Association and Oakley to meet and play with students for 60 minutes and encourage them to be active



and create healthy habits at Benjamin Franklin Middle School in Ridgewood, N.J. and provided a \$1,500 equipment grant...Met with members of the Wounded Warriors Project during their visit to the Quest Diagnostics Training Center to watch practice and enjoy a day with the Giants...Represented the New York City Police Foundation's Harlem Giants during the Week 13 My Cause My Cleats NFL initiative.

**PERSONAL**

» Family science major...Prefers to be called "Tae"...Played cornerback and slotback at Edgewater (Md.) High School...Played in the same backfield as his cousin, Antwain Banks...As a sophomore, he had 41 tackles and 5 interceptions, plus 24 receptions for 534 yards...In his junior season, he recorded 41 tackles, 16 passes defended and 3 interceptions (2 returned for touchdowns) and accounted for 1,052 total yards (674 rushing, 378 receiving) and 8 touchdowns (5 rushing, 3 receiving) on offense...As a senior, Banks earned all-state and all-county honors with 113 carries for 1,700 rushing yards (15.0-yard average) and 24 touchdowns...Defensively, he had 23 tackles, 9 passes defended and three interceptions (one returned for a touchdown) as he led Edgewood to a 9-win season and an appearance in the 2018 playoffs...Also lettered in track and set several school records...Posted personal bests in the 100 meters (10.96), 200 meters (22.44), high jump (5 feet, 6 inches) and long jump (22 feet, 8 inches)...Received his first scholarship offer from Division II Seton Hill after his junior season followed by a few FCS offers (Delaware State, Elon, Monmouth) and FBS offers (Buffalo, Kent State)...When Maryland offered him the summer before his senior season, Banks committed 2 weeks later...Son of Jamal Banks and Laura Bethea.

**DEONTE BANKS' NFL REGULAR SEASON DEFENSIVE STATISTICS**

DATE	TEAM	GP	GS	TACKLES							INTERCEPTIONS					O. FUMB				ST				MISC			
				TK	S	A	TFL	YDS	SK	YDS	QBH	NO	YDS	LG	TD	PD	FF	FR	TD	YDS	TK	S	A	FF	FR	S	A
2023	Giants	15	15	64	53	11	2	2	0.0	0.0	0	2	6	6	0	11	0	0	0	0	0	0	0	0	0	0	0
2024	Giants	11	11	43	33	10	1	3	0.0	0.0	0	0	0	0	0	7	1	0	0	0	0	0	0	0	0	0	
<b>NFL TOTALS</b>		<b>26</b>	<b>26</b>	<b>107</b>	<b>86</b>	<b>21</b>	<b>3</b>	<b>5</b>	<b>0.0</b>	<b>0.0</b>	<b>0</b>	<b>2</b>	<b>6</b>	<b>6</b>	<b>0</b>	<b>18</b>	<b>1</b>	<b>0</b>	<b>0</b>	<b>0</b>	<b>0</b>	<b>0</b>	<b>0</b>	<b>0</b>	<b>0</b>	<b>0</b>	

**SINGLE-GAME HIGHS: DEFENSIVE**

- Total Tackles** 12 vs. Green Bay Packers, Dec 11, 2023  
7 at Las Vegas Raiders, Nov 05, 2023  
7 vs. Washington Commanders, Oct 22, 2023  
6 vs. Tampa Bay Buccaneers, Nov 24, 2024  
6 vs. Philadelphia Eagles, Oct 20, 2024  
...2 more at 6.
- Solo Tackles** 9 vs. Green Bay Packers, Dec 11, 2023  
6 at Philadelphia Eagles, Dec 25, 2023  
5 vs. Tampa Bay Buccaneers, Nov 24, 2024  
5 at Cleveland Browns, Sep 22, 2024  
5 vs. Washington Commanders, Oct 22, 2023
- Passes Defensed** 3 at Seattle Seahawks, Oct 06, 2024  
2 vs. New York Jets, Oct 29, 2023  
2 vs. Dallas Cowboys, Sep 10, 2023  
1 vs. Tampa Bay Buccaneers, Nov 24, 2024  
1 at Pittsburgh Steelers, Oct 28, 2024  
...9 more at 1.
- Forced Fumbles** 1 at Seattle Seahawks, Oct 06, 2024
- Tackles For Loss** 1 vs. Minnesota Vikings, Sep 08, 2024  
1 vs. Green Bay Packers, Dec 11, 2023  
1 at Arizona Cardinals, Sep 17, 2023
- Interceptions** 1 vs. New England Patriots, Nov 26, 2023  
1 vs. Washington Commanders, Oct 22, 2023
- Interception Return Yards** 6 vs. Washington Commanders, Oct 22, 2023

**2024 GAME-BY-GAME REGULAR-SEASON STATISTICS (GIANTS)**

DATE	OPPONENT	P/S	TACKLES							INTERCEPTIONS					O. FUMB				ST				MISC		SCORE																		
			TK	S	A	SK	YDS	TFL	YDS	QBH	NO	YDS	LG	TD	PD	FF	FR	TD	YDS	TK	S	A	FF	FR		S	A	W/L															
09/08	Vikings	S	4	4	0	0.0	0.0	1	3	0	0	0	0	0	0	0	0	0	0	0	0	0	0	0	0	0	L	6-28															
09/15	at Commanders	S	4	4	0	0.0	0.0	0	0	0	0	0	0	0	1	0	0	0	0	0	0	0	0	0	0	0	L	18-21															
09/22	at Browns	S	5	5	0	0.0	0.0	0	0	0	0	0	0	0	1	0	0	0	0	0	0	0	0	0	0	0	W	21-15															
09/26	Cowboys	S	2	2	0	0.0	0.0	0	0	0	0	0	0	0	0	0	0	0	0	0	0	0	0	0	0	0	L	15-20															
10/06	at Seahawks	S	6	2	4	0.0	0.0	0	0	0	0	0	0	0	3	1	0	0	0	0	0	0	0	0	0	0	W	29-20															
10/13	Bengals	S	5	3	2	0.0	0.0	0	0	0	0	0	0	0	0	0	0	0	0	0	0	0	0	0	0	0	L	7-17															
10/20	Eagles	S	6	4	2	0.0	0.0	0	0	0	0	0	0	0	0	0	0	0	0	0	0	0	0	0	0	0	L	3-28															
10/28	at Steelers	S	0	0	0	0.0	0.0	0	0	0	0	0	0	0	1	0	0	0	0	0	0	0	0	0	0	0	L	18-26															
11/03	Commanders	S	2	1	1	0.0	0.0	0	0	0	0	0	0	0	0	0	0	0	0	0	0	0	0	0	0	0	L	22-27															
11/10	at Panthers	S	3	3	0	0.0	0.0	0	0	0	0	0	0	0	0	0	0	0	0	0	0	0	0	0	0	0	L	17-20+															
11/24	Buccaneers	S	6	5	1	0.0	0.0	0	0	0	0	0	0	0	1	0	0	0	0	0	0	0	0	0	0	0	L	7-30															
11/28	at Cowboys		INACTIVE																																							L	20-27
<b>2024 TOTALS</b>		<b>11-11</b>	<b>43</b>	<b>33</b>	<b>10</b>	<b>0.0</b>	<b>0.0</b>	<b>1</b>	<b>3</b>	<b>0</b>	<b>0</b>	<b>0</b>	<b>0</b>	<b>0</b>	<b>7</b>	<b>1</b>	<b>0</b>	<b>0</b>	<b>0</b>	<b>0</b>	<b>0</b>	<b>0</b>	<b>0</b>	<b>0</b>	<b>0</b>	<b>0</b>	<b>2-10</b>																

+ - Overtime



# DANIEL BELLINGER

TE

82

HEIGHT: 6-6  
WEIGHT: 255  
COLLEGE: SAN DIEGO STATE  
HOW ACQUIRED: D4-'22  
NFL EXP.: 3RD YEAR  
GIANTS EXP.: 3RD YEAR

## TRANSACTIONS

- » Originally a 4th-round (112th pick overall) draft choice by the Giants in 2022.

## CAREER HIGHLIGHTS

- » Has played in 41 regular-season games with 28 starts and started both postseason games in which he played...Career totals include 58 receptions for 554 yards and 2 touchdowns with a long catch of 26 yards, plus a 2-yard touchdown on his only rushing attempt...In the playoffs, he had 3 catches for 21 yards, including a 9-yard touchdown.
- » In 2023, played in all 17 games with 13 starts...Finished 5th on the team with 25 receptions for 255 yards...Caught a season-high 4 passes at Philadelphia (12/25) and vs. the Rams (12/31)...Twice totaled a season-high 43 yards, at Las Vegas (11/5), and at Philadelphia...Had a career-long 26-yard reception at Washington (11/19).
- » As a rookie in 2022, played in 12 regular season games with 11 starts and started both Giants' postseason games...Missed 4 games with an eye injury suffered at Jacksonville (10/23)...Finished 5th on the team with 30 receptions, for 268 yards (8.9-yard avg.) and 2 touchdowns...Scored on 2-yard touchdown on his only rushing attempt...In the playoffs, he had 3 receptions for 21 yards and one touchdown.
- » Started in his NFL debut at Tennessee (9/11)...Caught his first career pass, a 16-yard touchdown from Daniel Jones, vs. Carolina (9/18)...Became the first Giants rookie tight end to score a touchdown since Kaden Smith scored twice at Washington on Dec. 22, 2019...Caught 2 passes for 22 yards and ran for a 2-yard touchdown on a double reverse - his first career rushing attempt - at Green Bay (in London, 10/9)...Became the first rookie tight end in Giants history to rush for a touchdown...Led the Giants with a season-high 5 receptions for 38 yards, including an 8-yard touchdown, vs. Baltimore (10/16)...Inactive at Seattle (10/30), vs. Houston (11/13), vs. Detroit (11/20) and at Dallas (11/24) due to his eye injury.
- » Started in his return and tied his season high with 5 catches for 24 yards vs. Washington (12/4)...Inactive with numerous other starters at Philadelphia (1/8)...Caught 2 passes for 17 yards, including a 9-yard touchdown, in the NFC Wild Card Game at Minnesota (1/15)...Had a 4-yard reception for 4 yards in the divisional round at Philadelphia (1/21).

## COLLEGE

- » Bellinger played in 43 games with 32 starts at San Diego State...Career totals included 68 receptions for 771 yards (11.3-yard avg.) and 5 touchdowns, with a long catch of 73 yards...Had a career-high 5 receptions in a game 4 times...Three-time Mountain West Conference Fall All-Academic team and Mountain West scholar athlete...As a senior in 2021, started all 13 games...Selected as a team captain...Compiled career-high totals of 31 catches and 357 yards, including the 73-yarder, while scoring twice...In 2020, started all 8 games in a season shortened by the pandemic...Named honorable mention all-Mountain West selection by the league's coaches and media...Caught 21 passes for 203 yards (9.7-yard avg.) with a long of 21 yards...As a sophomore in 2019, played in all 13 games with 11 starts and caught 15 passes for 201 yards and 3 touchdowns...Made his first career start vs. UCLA (9/7), but did not catch a pass...Scored his first career touchdown on a 2-yard reception at New Mexico State (9/14)...As a true freshman in 2018, played in 9 games...Had one catch, a 10-yarder vs. Ohio in the DXL Frisco Bowl (12/19).

## PERSONAL

- » Business administration major with a focus in finance...Earned 3 letters as a tight end and linebacker at Palo Verde High School in Las Vegas, Nev...Named all-conference on both offense and defense...In 9 games as a senior, totaled 21 catches for 371 yards (17.7-yard avg.) and 3 touchdowns...Earned first-team all-state honors on defense, where he had 131 tackles, 10 tackles for loss, 3.0 sacks, 2 forced fumbles and one fumble recovery...Had 84 more tackles than any teammate...Received numerous awards, including all-state first-team accolades at linebacker, a first-team all-league selection on both offense and defense, and an all-city honor...Named the school's athlete of the year...Also starred in basketball (2nd-team all-conference) and track and field at Palo Verde, earning 2nd-team all-league honors in basketball and making the regional finals in track and field in the 400 meters and 4x400-meter relay...His 4x100 team placed 3rd at the Nevada state championships...Son of Frank and Renee Bellinger...Has a younger (by 4 minutes) twin sister (Betsy).

## DANIEL BELLINGER'S NFL REGULAR SEASON RUSHING/RECEIVING STATISTICS

DATE	TEAM	GP	GS	RECEIVING					RUSHING				
				NO.	YDS.	AVG.	LG	TD	NO.	YDS.	AVG.	LG	TD
2022	Giants	12	11	30	268	8.9	24	2	1	2	2.0	2t	1
2023	Giants	17	13	25	255	10.2	26	0	0	0	0.0	0	0
2024	Giants	12	4	3	31	10.3	17	0	0	0	0.0	0	0
<b>NFL TOTALS</b>		<b>41</b>	<b>28</b>	<b>58</b>	<b>554</b>	<b>9.6</b>	<b>26</b>	<b>2</b>	<b>1</b>	<b>2</b>	<b>2.0</b>	<b>2T</b>	<b>1</b>

## DANIEL BELLINGER'S NFL POSTSEASON RUSHING/RECEIVING STATISTICS

DATE	TEAM	GP	GS	RECEIVING					RUSHING				
				NO.	YDS.	AVG.	LG	TD	NO.	YDS.	AVG.	LG	TD
2022	Giants	2	2	3	21	7.0	9t	1	0	0	0.0	0	0
<b>NFL TOTALS</b>		<b>2</b>	<b>2</b>	<b>3</b>	<b>21</b>	<b>7.0</b>	<b>9T</b>	<b>1</b>	<b>0</b>	<b>0</b>	<b>0.0</b>	<b>0</b>	<b>0</b>

### SINGLE-GAME HIGHS: RUSHING/RECEIVING

<b>Rush Attempts</b>	1 at Green Bay Packers, Oct 09, 2022	<b>Longest Receptions</b>	26 at Washington Commanders, Nov 19, 2023
<b>Rushing Yards</b>	2 at Green Bay Packers, Oct 09, 2022		26 at Dallas Cowboys, Nov 12, 2023
<b>Longest Runs</b>	2t at Green Bay Packers, Oct 09, 2022		24 vs. Indianapolis Colts, Jan 01, 2023
<b>Rushing TDs</b>	1 at Green Bay Packers, Oct 09, 2022		23 at Las Vegas Raiders, Nov 05, 2023
<b>Receptions</b>	5 vs. Washington Commanders, Dec 04, 2022		20 at Philadelphia Eagles, Dec 25, 2023
	5 vs. Baltimore Ravens, Oct 16, 2022		...1 more at 20.
	4 vs. Los Angeles Rams, Dec 31, 2023	<b>Receiving TDs</b>	1 vs. Baltimore Ravens, Oct 16, 2022
	4 at Philadelphia Eagles, Dec 25, 2023		1 vs. Carolina Panthers, Sep 18, 2022
	...1 more at 4.	<b>All-Purpose Yards</b>	43 at Philadelphia Eagles, Dec 25, 2023
<b>Receiving Yards</b>	43 at Philadelphia Eagles, Dec 25, 2023		43 at Las Vegas Raiders, Nov 05, 2023
	43 at Las Vegas Raiders, Nov 05, 2023		42 vs. Indianapolis Colts, Jan 01, 2023
	42 vs. Indianapolis Colts, Jan 01, 2023		40 vs. Dallas Cowboys, Sep 26, 2022
	40 vs. Dallas Cowboys, Sep 26, 2022	<b>Special Teams Tackles</b>	39 vs. Los Angeles Rams, Dec 31, 2023
	39 vs. Los Angeles Rams, Dec 31, 2023		1 vs. Philadelphia Eagles, Oct 20, 2024
<b>Receiving Average</b>	14.3 at Las Vegas Raiders, Nov 05, 2023		1 at Cleveland Browns, Sep 22, 2024
	14.0 vs. Indianapolis Colts, Jan 01, 2023		1 at New Orleans Saints, Dec 17, 2023
	12.7 at Washington Commanders, Nov 19, 2023		...2 more at 1.
	10.8 at Philadelphia Eagles, Dec 25, 2023	<b>Most TDs</b>	1 vs. Baltimore Ravens, Oct 16, 2022
	10.0 vs. Dallas Cowboys, Sep 26, 2022		1 at Green Bay Packers, Oct 09, 2022
			1 vs. Carolina Panthers, Sep 18, 2022
		<b>Miscellaneous Tackles</b>	1 vs. Green Bay Packers, Dec 11, 2023
			1 at Las Vegas Raiders, Nov 05, 2023

### SINGLE-GAME HIGHS - POSTSEASON: RECEIVING

<b>Receptions</b>	2 at Minnesota Vikings, Jan 15, 2023	<b>Receiving TDs</b>	1 at Minnesota Vikings, Jan 15, 2023
	1 at Philadelphia Eagles, Jan 21, 2023	<b>All-Purpose Yards</b>	17 at Minnesota Vikings, Jan 15, 2023
<b>Receiving Yards</b>	17 at Minnesota Vikings, Jan 15, 2023		4 at Philadelphia Eagles, Jan 21, 2023
	4 at Philadelphia Eagles, Jan 21, 2023	<b>Most TDs</b>	1 at Minnesota Vikings, Jan 15, 2023
<b>Longest Receptions</b>	9t at Minnesota Vikings, Jan 15, 2023		
	8 at Minnesota Vikings, Jan 15, 2023		
	4 at Philadelphia Eagles, Jan 21, 2023		

**2022 GAME-BY-GAME REGULAR-SEASON STATISTICS (GIANTS)**

DATE	OPPONENT	P/S	RECEIVING					RUSHING					W/L/T	SCORE	
			NO.	YDS.	AVG.	LG	TD	NO.	YDS.	AVG.	LG	TD			
09/11	at Titans	S	0	0	0.0	0	0	0	0	0.0	0	0	0	W	21-20
09/18	Panthers	P	1	16	16.0	16t	1	0	0	0.0	0	0	0	W	19-16
09/26	Cowboys	S	4	40	10.0	20	0	0	0	0.0	0	0	0	L	16-23
10/02	Bears	S	3	23	7.7	12	0	0	0	0.0	0	0	0	W	20-12
10/09	at Packers	S	2	22	11.0	11	0	1	2	2.0	2t	1	W	27-22	
10/16	Ravens	S	5	38	7.6	10	1	0	0	0.0	0	0	0	W	24-20
10/23	at Jaguars	S	1	13	13.0	13	0	0	0	0.0	0	0	0	W	23-17
10/30	at Seahawks													L	13-27
11/13	Texans													W	24-16
11/20	Lions													L	18-31
11/24	at Cowboys													L	20-28
12/04	Commanders	S	5	24	4.8	8	0	0	0	0.0	0	0	0	T	20-20
12/11	Eagles	S	3	19	6.3	11	0	0	0	0.0	0	0	0	L	22-48
12/18	at Commanders	S	1	4	4.0	4	0	0	0	0.0	0	0	0	W	20-12
12/24	at Vikings	S	2	27	13.5	15	0	0	0	0.0	0	0	0	L	24-27
01/01	Colts	S	3	42	14.0	24	0	0	0	0.0	0	0	0	W	38-10
01/08	at Eagles													L	16-22
2022 TOTALS													12-11		
			30	268	8.9	24	2	1	2	2.0	2T	1	9-7-1		

**2023 GAME-BY-GAME REGULAR-SEASON STATISTICS (GIANTS)**

DATE	OPPONENT	P/S	RECEIVING					RUSHING					W/L	SCORE	
			NO.	YDS.	AVG.	LG	TD	NO.	YDS.	AVG.	LG	TD			
09/10	Cowboys	S	1	1	1.0	1	0	0	0	0.0	0	0	0	L	0-40
09/17	at Cardinals	P	0	0	0.0	0	0	0	0	0.0	0	0	0	W	31-28
09/21	at 49ers	P	1	8	8.0	8	0	0	0	0.0	0	0	0	L	12-30
10/02	Seahawks	S	1	6	6.0	6	0	0	0	0.0	0	0	0	L	3-24
10/08	at Dolphins	S	1	7	7.0	7	0	0	0	0.0	0	0	0	L	16-31
10/15	at Bills	S	0	0	0.0	0	0	0	0	0.0	0	0	0	L	9-14
10/22	Commanders	S	0	0	0.0	0	0	0	0	0.0	0	0	0	W	14-7
10/29	Jets	S	0	0	0.0	0	0	0	0	0.0	0	0	0	L	10-13+
11/05	at Raiders	S	3	43	14.3	23	0	0	0	0.0	0	0	0	L	6-30
11/12	at Cowboys	S	2	34	17.0	26	0	0	0	0.0	0	0	0	L	17-49
11/19	at Commanders	S	3	38	12.7	26	0	0	0	0.0	0	0	0	W	31-19
11/26	Patriots	S	1	8	8.0	8	0	0	0	0.0	0	0	0	W	10-7
12/11	Packers	S	2	15	7.5	9	0	0	0	0.0	0	0	0	W	24-22
12/17	at Saints	S	2	13	6.5	8	0	0	0	0.0	0	0	0	L	6-24
12/25	at Eagles	P	4	43	10.8	20	0	0	0	0.0	0	0	0	L	25-33
12/31	Rams	P	4	39	9.8	18	0	0	0	0.0	0	0	0	L	25-26
01/07	Eagles	S	0	0	0.0	0	0	0	0	0.0	0	0	0	W	27-10
2023 TOTALS													17-13		
			25	255	10.2	26	0	0	0	0.0	0	0	6-11		

+ - Overtime

**2024 GAME-BY-GAME REGULAR-SEASON STATISTICS (GIANTS)**

DATE	OPPONENT	P/S	RECEIVING					RUSHING					W/L	SCORE	
			NO.	YDS.	AVG.	LG	TD	NO.	YDS.	AVG.	LG	TD			
09/08	Vikings	S	1	3	3.0	3	0	0	0	0.0	0	0	0	L	6-28
09/15	at Commanders	P	0	0	0.0	0	0	0	0	0.0	0	0	0	L	18-21
09/22	at Browns	S	1	17	17.0	17	0	0	0	0.0	0	0	0	W	21-15
09/26	Cowboys	P	0	0	0.0	0	0	0	0	0.0	0	0	0	L	15-20
10/06	at Seahawks	P	0	0	0.0	0	0	0	0	0.0	0	0	0	W	29-20
10/13	Bengals	S	0	0	0.0	0	0	0	0	0.0	0	0	0	L	7-17
10/20	Eagles	P	1	11	11.0	11	0	0	0	0.0	0	0	0	L	3-28
10/28	at Steelers	P	0	0	0.0	0	0	0	0	0.0	0	0	0	L	18-26
11/03	Commanders	P	0	0	0.0	0	0	0	0	0.0	0	0	0	L	22-27
11/10	at Panthers	P	0	0	0.0	0	0	0	0	0.0	0	0	0	L	17-20+
11/24	Buccaneers	S	0	0	0.0	0	0	0	0	0.0	0	0	0	L	7-30
11/28	at Cowboys	P	0	0	0.0	0	0	0	0	0.0	0	0	0	L	20-27
2024 TOTALS													12-4		
			3	31	10.3	17	0	0	0	0.0	0	0	2-10		

+ - Overtime

**2022 GAME-BY-GAME POSTSEASON STATISTICS (GIANTS)**

DATE	OPPONENT	P/S	RECEIVING					RUSHING					W/L	SCORE
			NO.	YDS.	AVG.	LG	TD	NO.	YDS.	AVG.	LG	TD		
01/15	at Vikings	S	2	17	8.5	9†	1	0	0	0.0	0	0	W	31-24
01/21	at Eagles	S	1	4	4.0	4	0	0	0	0.0	0	0	L	7-38
<b>2022 TOTALS</b>		<b>2-2</b>	<b>3</b>	<b>21</b>	<b>7.0</b>	<b>9T</b>	<b>1</b>	<b>0</b>	<b>0</b>	<b>0.0</b>	<b>0</b>	<b>0</b>	<b>1-1</b>	



# DANE BELTON

HEIGHT: 6-1  
WEIGHT: 190  
COLLEGE: IOWA  
HOW ACQUIRED: D4-'22  
NFL EXP.: 3RD YEAR  
GIANTS EXP.: 3RD YEAR

S  
24

## TRANSACTIONS

- » Originally a 4th-round (114th pick overall) draft choice by the Giants in 2022.

## 2024 SEASON HIGHLIGHTS

- » Tallied one pass defended in Week 13 at Dallas (11/28).
- » Recorded 6 tackles (3 solo) in Week 5 against Seattle (10/6).

## CAREER HIGHLIGHTS

- » In 3 seasons with the Giants, Belton has played in 44 regular-season games with 9 starts and played in 2 postseason games...Totals include 74 tackles (51 solo), 4 interceptions, 7 passes defended, 4 fumble recoveries, 1.0 sack, and 4 tackles for loss, plus 8 special teams tackles (4 solo)...In the playoffs, he has 2 solo tackles.
- » In 2023, Belton played in all 17 games with 2 starts...Tallied 29 tackles (19 solo), 2 interceptions, 2 passes defended, 3 tackles for loss, 1.0 sack, and one fumble recovery on defense, and 4 special teams tackles (3 solo)...Recorded 2 tackles, intercepted 2 passes, and recovered one fumble vs. the Rams (12/31)...He was the first Giants defender with 2 picks and one fumble recovery in the same game since Stevie Brown at Dallas on Oct. 28, 2012...Belton was the first Giant with 2 interceptions in a game since Xavier McKinney had 2 vs. Las Vegas on Nov. 7, 2021...Posted 5 tackles (3 solo) in his first start of the season at Miami (10/8) and at Washington (11/19)...Had a career-high 6 solo tackles, including his first career sack, a 14-yarder of Jalen Hurts, vs. Philadelphia (1/7).
- » As a rookie in 2022, played in 15 regular-season games with 5 starts and played in 2 postseason games... Missed the season opener at Tennessee (9/11) with a clavicle injury suffered in training camp...Inactive vs. Indianapolis (1/1)...Totaled 30 tackles (23 solo), one tackle for loss, one quarterback hit, 2 interceptions (tied for the team lead), 3 passes defended, one fumble recovery, as well as one tackle and one fumble recovery on special teams.
- » Belton was one of 4 NFL rookies and the only first-year safety with multiple interceptions and fumble recoveries, joining Detroit's Aidan Hutchinson (3 and 2), Jacksonville's Devin Lloyd (3 and 2) and Seattle's Tariq Woolen (6 and 3).
- » Started in his NFL debut vs. Carolina (9/18), totaling 4 solo tackles, plus one special teams stop...Recovered a fumble by running back Chuba Hubbard on the opening kickoff – his first ever NFL snap...Twice posted a season-high 6 tackles (5 solo) – vs. Baltimore (10/16) and at Philadelphia (1/8)...Intercepted a Davis Mills pass in the end zone in the 4th quarter and added 4 tackles (2 solo) vs. Houston (11/13)...Picked off a Hurts pass in the end zone at Philadelphia (1/8).
- » Recorded 2 tackles in the NFC Wild Card Game at Minnesota (1/15) and contributed on special teams in the divisional round at Philadelphia (1/21).

## COLLEGE

- » In 3 seasons at Iowa, Belton played in 30 games with 26 starts...Tallied 112 tackles (68 solo), 6.5 tackles for loss, 17 passes defended and 5 interceptions (all in 2021)...In 2021, Belton started all 14 games...Selected first-team All-Big Ten...His 5 interceptions tied for the 2nd-highest total both nationally and in the Big Ten...Posted career-high totals of 46 tackles, including 29 solo...Academic All-Big Ten...First-team All-Big Ten by league coaches and media and 2nd team by the AP...In 2020, started all 8 games in a season shortened by the pandemic...Recorded 33 tackles (19 solo), with 1.5 tackles for loss, 1.0 sack, 5 pass breakups and one forced fumble...In 2019, played in 8 games with 4 starts...Named Academic All-Big Ten...Recorded 33 tackles (20 solo), including 2 stops for loss...Saw his first action of career in 48-3 win vs. Middle Tennessee, recording 2 assisted tackles...Posted 6 tackles (3 solo) vs. Purdue...Made his first career start and had 5 tackles (3 solo) at Northwestern...Started at outside linebacker vs. USC in the Holiday Bowl win and tied his career best with 6 tackles (5 solo), including one for loss, as the defense allowed only 22 rushing yards.

## PERSONAL

- » Health and human physiology major... Four-year football letterman as a defensive back, wide receiver, return specialist and punter at Jesuit High School in Tampa...Named 2nd-team all-state as a junior after earning honorable mention recognition as a sophomore...First-team all-county as a junior and 2nd team as a sophomore...Team captain as a junior and senior...Helped the Tigers reach the state playoffs 4 straight years, when they were 43-8, including 12-1 in Belton's final season...As a senior, recorded 67 tackles, 4 interceptions and 7 pass breakups, while scoring 4 touchdowns...In his junior season, collected 56 tackles, with 4 interceptions, 5 tackles for loss, 4 pass breakups and 3 touchdowns...As a sophomore, had 49 tackles, 3 interceptions and 4 pass breakups as a sophomore...Intercepted his first pass as a freshman...Also a 2-year track letterman...Set personal bests of 11.49 in the 100 meters, 23.57 in the 200 meters, 19'7 in the long jump and 37'8.5 in the triple jump...Parents are Deanna and

**DANE BELTON'S NFL REGULAR SEASON DEFENSIVE STATISTICS**

DATE	TEAM	GP	GS	TACKLES								INTERCEPTIONS					O. FUMB				ST				MISC			
				TK	S	A	TFL	YDS	SK	YDS	QBH	NO	YDS	LG	TD	PD	FF	FR	TD	YDS	TK	S	A	FF	FR	S	A	
2022	Giants	15	5	30	23	7	1	2	0.0	0.0	1	2	0	0	0	3	0	1	0	3	1	1	0	0	1	0	0	
2023	Giants	17	2	29	19	10	3	18	1.0	14.0	2	2	22	20	0	2	0	1	0	2	4	3	1	0	0	0		
2024	Giants	12	2	14	8	6	0	0	0.0	0.0	0	0	0	0	0	2	0	0	0	0	4	2	2	0	1	0		
<b>NFL TOTALS</b>		<b>44</b>	<b>9</b>	<b>73</b>	<b>50</b>	<b>23</b>	<b>4</b>	<b>20</b>	<b>1.0</b>	<b>14.0</b>	<b>3</b>	<b>4</b>	<b>22</b>	<b>20</b>	<b>0</b>	<b>7</b>	<b>0</b>	<b>2</b>	<b>0</b>	<b>5</b>	<b>9</b>	<b>6</b>	<b>3</b>	<b>0</b>	<b>2</b>	<b>0</b>		

**DANE BELTON'S NFL POSTSEASON DEFENSIVE STATISTICS**

DATE	TEAM	GP	GS	TACKLES								INTERCEPTIONS					O. FUMB				ST				MISC			
				TK	S	A	TFL	YDS	SK	YDS	QBH	NO	YDS	LG	TD	PD	FF	FR	TD	YDS	TK	S	A	FF	FR	S	A	
2022	Giants	2	0	2	2	0	0	0	0.0	0.0	0	0	0	0	0	0	0	0	0	0	0	0	0	0	0	0		
<b>NFL TOTALS</b>		<b>2</b>	<b>0</b>	<b>2</b>	<b>2</b>	<b>0</b>	<b>0</b>	<b>0</b>	<b>0.0</b>	<b>0.0</b>	<b>0</b>	<b>0</b>	<b>0</b>	<b>0</b>	<b>0</b>	<b>0</b>	<b>0</b>	<b>0</b>	<b>0</b>	<b>0</b>	<b>0</b>	<b>0</b>	<b>0</b>	<b>0</b>	<b>0</b>	<b>0</b>		

**SINGLE-GAME HIGHS: DEFENSIVE**

<b>Total Tackles</b>	6 at Seattle Seahawks, Oct 06, 2024 6 vs. Philadelphia Eagles, Jan 07, 2024 6 at Philadelphia Eagles, Jan 08, 2023 ...1 more at 6.	<b>Interceptions</b>	2 vs. Los Angeles Rams, Dec 31, 2023 1 at Philadelphia Eagles, Jan 08, 2023 1 vs. Houston Texans, Nov 13, 2022
<b>Solo Tackles</b>	6 vs. Philadelphia Eagles, Jan 07, 2024 5 at Philadelphia Eagles, Jan 08, 2023 5 vs. Baltimore Ravens, Oct 16, 2022 4 vs. Carolina Panthers, Sep 18, 2022 3 at Seattle Seahawks, Oct 06, 2024 ...3 more at 3.	<b>Interception Return Yards</b>	22 vs. Los Angeles Rams, Dec 31, 2023
<b>Sacks</b>	1.0 vs. Philadelphia Eagles, Jan 07, 2024	<b>Special Teams Tackles</b>	1 at Carolina Panthers, Nov 10, 2024 1 at Pittsburgh Steelers, Oct 28, 2024 1 vs. Cincinnati Bengals, Oct 13, 2024 ...6 more at 1.
<b>Passes Defensed</b>	2 vs. Los Angeles Rams, Dec 31, 2023 1 at Dallas Cowboys, Nov 28, 2024 1 vs. Minnesota Vikings, Sep 08, 2024 1 at Philadelphia Eagles, Jan 08, 2023 ...2 more at 1.	<b>Special Teams Fumble Recoveries</b>	1 vs. Minnesota Vikings, Sep 08, 2024 1 vs. Carolina Panthers, Sep 18, 2022
<b>Fumble Recoveries</b>	1 vs. Los Angeles Rams, Dec 31, 2023 1 vs. Chicago Bears, Oct 02, 2022	<b>Longest Opp Fumble Return</b>	3 vs. Carolina Panthers, Sep 18, 2022 2 vs. Los Angeles Rams, Dec 31, 2023
<b>Tackles For Loss</b>	2 vs. Philadelphia Eagles, Jan 07, 2024 1 at Philadelphia Eagles, Dec 25, 2023 1 vs. Chicago Bears, Oct 02, 2022		

**SINGLE-GAME HIGHS - POSTSEASON: DEFENSIVE**

<b>Total Tackles</b>	2 at Minnesota Vikings, Jan 15, 2023	<b>Solo Tackles</b>	2 at Minnesota Vikings, Jan 15, 2023
----------------------	--------------------------------------	---------------------	--------------------------------------

**2024 GAME-BY-GAME REGULAR-SEASON STATISTICS (GIANTS)**

DATE	OPPONENT	P/S	TACKLES								INTERCEPTIONS					O. FUMB				ST				MISC				
			TK	S	A	SK	YDS	TFL	YDS	QBH	NO	YDS	LG	TD	PD	FF	FR	TD	YDS	TK	S	A	FF	FR	S	A	W/L/T	SCORE
09/08	Vikings	P	1	1	0	0.0	0.0	0	0	0	0	0	0	0	1	0	0	0	0	0	0	0	0	1	0	0	L	6-28
09/15	at Commanders	P	0	0	0	0.0	0.0	0	0	0	0	0	0	0	0	0	0	0	0	0	0	0	0	0	0	0	L	18-21
09/22	at Browns	P	1	1	0	0.0	0.0	0	0	0	0	0	0	0	0	0	0	0	0	1	1	0	0	0	0	0	W	21-15
09/26	Cowboys	P	0	0	0	0.0	0.0	0	0	0	0	0	0	0	0	0	0	0	0	0	0	0	0	0	0	0	L	15-20
10/06	at Seahawks	P	6	3	3	0.0	0.0	0	0	0	0	0	0	0	0	0	0	0	0	0	0	0	0	0	0	0	W	29-20
10/13	Bengals	P	1	0	1	0.0	0.0	0	0	0	0	0	0	0	0	0	0	0	0	1	0	1	0	0	0	0	L	7-17
10/20	Eagles	S	1	1	0	0.0	0.0	0	0	0	0	0	0	0	0	0	0	0	0	0	0	0	0	0	0	0	L	3-28
10/28	at Steelers	P	1	1	0	0.0	0.0	0	0	0	0	0	0	0	0	0	0	0	0	1	1	0	0	0	0	0	L	18-26
11/03	Commanders	P	0	0	0	0.0	0.0	0	0	0	0	0	0	0	0	0	0	0	0	0	0	0	0	0	0	0	L	22-27
11/10	at Panthers	S	2	1	1	0.0	0.0	0	0	0	0	0	0	0	0	0	0	0	0	1	0	1	0	0	0	0	L	17-20+
11/24	Buccaneers	P	0	0	0	0.0	0.0	0	0	0	0	0	0	0	0	0	0	0	0	0	0	0	0	0	0	0	L	7-30
11/28	at Cowboys	P	1	0	1	0.0	0.0	0	0	0	0	0	0	0	1	0	0	0	0	0	0	0	0	0	0	0	L	20-27
<b>2024 TOTALS</b>		<b>12-2</b>	<b>14</b>	<b>8</b>	<b>6</b>	<b>0.0</b>	<b>0.0</b>	<b>0</b>	<b>0</b>	<b>0</b>	<b>0</b>	<b>0</b>	<b>0</b>	<b>0</b>	<b>2</b>	<b>0</b>	<b>0</b>	<b>0</b>	<b>0</b>	<b>4</b>	<b>2</b>	<b>2</b>	<b>0</b>	<b>1</b>	<b>0</b>	<b>0</b>	<b>2-10</b>	

+ - Overtime



# TIM BOYLE

QB

12

HEIGHT: 6-4  
 WEIGHT: 233  
 COLLEGE: EASTERN KENTUCKY  
 HOW ACQUIRED: FA-'24  
 NFL EXP.: 6TH YEAR  
 GIANTS EXP.: 1ST YEAR

## TIM BOYLE'S NFL REGULAR SEASON PASSING STATISTICS

DATE	TEAM	GP	GS	ATT.	CMP.	PCT.	YDS	AVG.	TD	INT.	LG	SK	LST	RATE
2018	Packers	0	0	0	0	0.0	0	0.0	0	0	0	0	0	0.0
2019	Packers	3	0	4	3	75.0	15	3.8	0	0	7	0	0	80.2
2020	Packers	8	0	0	0	0.0	0	0.0	0	0	0	1	11	0.0
2021	Lions	5	3	94	61	64.9	526	5.6	3	6	42	0	0	63.5
2022	Lions	0	0	0	0	0.0	0	0.0	0	0	0	0	0	0.0
Went from <b>Detroit</b> to <b>Chicago</b> .														
2022	Bears	1	0	8	2	25.0	33	4.1	0	2	17	0	0	4.7
2022	TOTAL	1	0	8	2	25.0	33	4.1	0	2	17	0	0	4.7
2023	Jets	3	2	77	48	62.3	360	4.7	1	4	36	9	64	56.2
2024	Texans	0	0	0	0	0.0	0	0.0	0	0	0	0	0	0.0
<b>TOTALS</b>		<b>20</b>	<b>5</b>	<b>183</b>	<b>114</b>	<b>62.3</b>	<b>934</b>	<b>5.1</b>	<b>4</b>	<b>12</b>	<b>42</b>	<b>10</b>	<b>75</b>	<b>55.2</b>

## TIM BOYLE'S NFL POSTSEASON PASSING STATISTICS

DATE	TEAM	GP	GS	ATT.	CMP.	PCT.	YDS	AVG.	TD	INT.	LG	SK	LST	RATE
2019	Packers	0	0	0	0	0.0	0	0.0	0	0	0	0	0	0.0
2020	Packers	0	0	0	0	0.0	0	0.0	0	0	0	0	0	0.0
2023	Texans	0	0	0	0	0.0	0	0.0	0	0	0	0	0	0.0
<b>TOTALS</b>		<b>0</b>	<b>0</b>	<b>0</b>	<b>0</b>	<b>0.0</b>	<b>0</b>	<b>0.0</b>	<b>0</b>	<b>0</b>	<b>0</b>	<b>0</b>	<b>0</b>	<b>0.0</b>

## TIM BOYLE'S NFL REGULAR SEASON RUSHING STATISTICS

DATE	TEAM	NO.	YDS.	AVG.	LG	TD
2018	Packers	0	0	0.0	0	0
2019	Packers	5	-7	-1.4	0	0
2020	Packers	13	-9	-0.7	0	0
2021	Lions	2	13	6.5	14	0
2022	Lions	0	0	0.0	0	0
Went from <b>Detroit</b> to <b>Chicago</b> .						
2022	Bears	2	-2	-1.0	0	0
2022	TOTAL	2	-2	-1.0	0	0
2023	Jets	4	5	1.3	2	0
2024	Texans	0	0	0.0	0	0
<b>TOTALS</b>		<b>26</b>	<b>0</b>	<b>0.0</b>	<b>14</b>	<b>0</b>

## TIM BOYLE'S NFL POSTSEASON RUSHING STATISTICS

DATE	TEAM	NO.	YDS.	AVG.	LG	TD
2019	Packers	0	0	0.0	0	0
2020	Packers	0	0	0.0	0	0
2023	Texans	0	0	0.0	0	0
<b>TOTALS</b>		<b>0</b>	<b>0</b>	<b>0.0</b>	<b>0</b>	<b>0</b>



### TIM BOYLE'S NFL REGULAR SEASON PASSING/RUSHING STATISTICS

DATE	TEAM	GP	GS	PASSING										RUSHING					
				ATT.	CMP.	PCT.	YDS	AVG.	TD	INT.	LG	SK	LST	RATE	NO.	YDS.	AVG.	LG	TD
2018	Packers	0	0	0	0	0.0	0	0.0	0	0	0	0	0	0.0	0	0	0.0	0	0
2019	Packers	3	0	4	3	75.0	15	3.8	0	0	7	0	0	80.2	5	-7	-1.4	0	0
2020	Packers	8	0	0	0	0.0	0	0.0	0	0	0	1	11	0.0	13	-9	-0.7	0	0
2021	Lions	5	3	94	61	64.9	526	5.6	3	6	42	0	0	63.5	2	13	6.5	14	0
2022	Lions	0	0	0	0	0.0	0	0.0	0	0	0	0	0	0.0	0	0	0.0	0	0
Went from <b>Detroit</b> to <b>Chicago</b> .																			
2022	Bears	1	0	8	2	25.0	33	4.1	0	2	17	0	0	4.7	2	-2	-1.0	0	0
2022	TOTAL	1	0	8	2	25.0	33	4.1	0	2	17	0	0	4.7	2	-2	-1.0	0	0
2023	Jets	3	2	77	48	62.3	360	4.7	1	4	36	9	64	56.2	4	5	1.3	2	0
2024	Texans	0	0	0	0	0.0	0	0.0	0	0	0	0	0	0.0	0	0	0.0	0	0
<b>TOTALS</b>		<b>20</b>	<b>5</b>	<b>183</b>	<b>114</b>	<b>62.3</b>	<b>934</b>	<b>5.1</b>	<b>4</b>	<b>12</b>	<b>42</b>	<b>10</b>	<b>75</b>	<b>55.2</b>	<b>26</b>	<b>0</b>	<b>0.0</b>	<b>14</b>	<b>0</b>

### TIM BOYLE'S NFL POSTSEASON PASSING/RUSHING STATISTICS

DATE	TEAM	GP	GS	PASSING										RUSHING					
				ATT.	CMP.	PCT.	YDS	AVG.	TD	INT.	LG	SK	LST	RATE	NO.	YDS.	AVG.	LG	TD
2019	Packers	0	0	0	0	0.0	0	0.0	0	0	0	0	0	0.0	0	0	0.0	0	0
2020	Packers	0	0	0	0	0.0	0	0.0	0	0	0	0	0	0.0	0	0	0.0	0	0
2023	Texans	0	0	0	0	0.0	0	0.0	0	0	0	0	0	0.0	0	0	0.0	0	0
<b>TOTALS</b>		<b>0</b>	<b>0</b>	<b>0</b>	<b>0</b>	<b>0.0</b>	<b>0</b>	<b>0.0</b>	<b>0</b>	<b>0</b>	<b>0</b>	<b>0</b>	<b>0</b>	<b>0.0</b>	<b>0</b>	<b>0</b>	<b>0.0</b>	<b>0</b>	<b>0</b>

### SINGLE-GAME HIGHS: QUARTERBACK

<b>Pass Attempts</b>	38 vs. Miami Dolphins, Nov 24, 2023 37 at Seattle Seahawks, Jan 02, 2022 34 at Atlanta Falcons, Dec 26, 2021 25 vs. Atlanta Falcons, Dec 03, 2023 23 at Cleveland Browns, Nov 21, 2021	<b>Completion Percentage</b>	71.1 vs. Miami Dolphins, Nov 24, 2023 70.6 at Atlanta Falcons, Dec 26, 2021 65.2 at Cleveland Browns, Nov 21, 2021 59.5 at Seattle Seahawks, Jan 02, 2022 56.0 vs. Atlanta Falcons, Dec 03, 2023
<b>Pass Completions</b>	27 vs. Miami Dolphins, Nov 24, 2023 24 at Atlanta Falcons, Dec 26, 2021 22 at Seattle Seahawks, Jan 02, 2022 15 at Cleveland Browns, Nov 21, 2021 14 vs. Atlanta Falcons, Dec 03, 2023	<b>Passer Rating</b>	81.4 at Atlanta Falcons, Dec 26, 2021 67.8 vs. Miami Dolphins, Nov 24, 2023 65.4 at Seattle Seahawks, Jan 02, 2022 56.8 vs. Atlanta Falcons, Dec 03, 2023 34.1 at Cleveland Browns, Nov 21, 2021
<b>Yards Passing</b>	262 at Seattle Seahawks, Jan 02, 2022 187 at Atlanta Falcons, Dec 26, 2021 179 vs. Miami Dolphins, Nov 24, 2023 148 vs. Atlanta Falcons, Dec 03, 2023 77 at Cleveland Browns, Nov 21, 2021	<b>Rush Attempts</b>	3 vs. Tennessee Titans, Dec 27, 2020 3 vs. Oakland Raiders, Oct 20, 2019 2 vs. Miami Dolphins, Nov 24, 2023 2 vs. Minnesota Vikings, Jan 08, 2023 ...5 more at 2.
<b>TD Passes</b>	2 at Seattle Seahawks, Jan 02, 2022 1 vs. Miami Dolphins, Nov 24, 2023 1 at Atlanta Falcons, Dec 26, 2021	<b>Rushing Yards</b>	14 at Seattle Seahawks, Jan 02, 2022 2 vs. Atlanta Falcons, Dec 03, 2023 2 vs. Miami Dolphins, Nov 24, 2023 1 at Buffalo Bills, Nov 19, 2023
<b>Long Passes</b>	42 at Seattle Seahawks, Jan 02, 2022 36 vs. Atlanta Falcons, Dec 03, 2023 31 vs. Atlanta Falcons, Dec 03, 2023 31 at Seattle Seahawks, Jan 02, 2022 24 at Atlanta Falcons, Dec 26, 2021 ...1 more at 24.	<b>Longest Runs</b>	14 at Seattle Seahawks, Jan 02, 2022 2 vs. Atlanta Falcons, Dec 03, 2023 2 vs. Miami Dolphins, Nov 24, 2023 1 at Buffalo Bills, Nov 19, 2023

**2018 GAME-BY-GAME REGULAR-SEASON STATISTICS (PACKERS)**

DATE	OPPONENT	P/S	PASSING											RUSHING				W/L/T	SCORE		
			ATT	CMP	YDS	PCT	Y/A	Y/C	TD	INT	LG	SK/YD	RATE	ATT	YDS	LG	TD				
09/09	Bears																		W	24-23	
09/16	Vikings																		T	29-29	
09/23	at Commanders																		L	17-31	
09/30	Bills																		W	22-0	
10/07	at Lions																		L	23-31	
10/15	49ers																		W	33-30	
10/28	at Rams																		L	27-29	
11/04	at Patriots																		L	17-31	
11/11	Dolphins																		W	31-12	
11/15	at Seahawks																		L	24-27	
11/25	at Vikings																		L	17-24	
12/02	Cardinals																		L	17-20	
12/09	Falcons																		W	34-20	
12/16	at Bears																		L	17-24	
12/23	at Jets																		W	44-38+	
12/30	Lions																		L	0-31	
<b>2018 TOTALS</b>			<b>0-0</b>	<b>0</b>	<b>0</b>	<b>0</b>	<b>0.0</b>	<b>0.0</b>	<b>0.0</b>	<b>0</b>	<b>0</b>	<b>0</b>	<b>0/0</b>	<b>0.0</b>	<b>0</b>	<b>0</b>	<b>0</b>	<b>0</b>	<b>0</b>	<b>6-9-1</b>	

+ - Overtime

**2019 GAME-BY-GAME REGULAR-SEASON STATISTICS (PACKERS)**

DATE	OPPONENT	P/S	PASSING											RUSHING				W/L	SCORE	
			ATT	CMP	YDS	PCT	Y/A	Y/C	TD	INT	LG	SK/YD	RATE	ATT	YDS	LG	TD			
09/05	at Bears																		W	10-3
09/15	Vikings																		W	21-16
09/22	Broncos																		W	27-16
09/26	Eagles																		L	27-34
10/06	at Cowboys																		W	34-24
10/14	Lions																		W	23-22
10/20	Raiders	P	0	0	0	0.0	0.0	0.0	0	0	0	0/0	0.0	3	-3	0	0		W	42-24
10/27	at Chiefs																		W	31-24
11/03	at Chargers																		L	11-26
11/10	Panthers																		W	24-16
11/24	at 49ers	P	4	3	15	75.0	3.8	5.0	0	0	7	0/0	80.2	0	0	0	0		L	8-37
12/01	at Giants	P	0	0	0	0.0	0.0	0.0	0	0	0	0/0	0.0	2	-4	-1	0		W	31-13
12/08	Commanders																		W	20-15
12/15	Bears																		W	21-13
12/23	at Vikings																		W	23-10
12/29	at Lions																		W	23-20
<b>2019 TOTALS</b>			<b>3-0</b>	<b>4</b>	<b>3</b>	<b>15</b>	<b>75.0</b>	<b>3.8</b>	<b>5.0</b>	<b>0</b>	<b>0</b>	<b>7</b>	<b>0/0</b>	<b>80.2</b>	<b>5</b>	<b>-7</b>	<b>0</b>	<b>0</b>	<b>13-3</b>	

**2020 GAME-BY-GAME REGULAR-SEASON STATISTICS (PACKERS)**

DATE	OPPONENT	P/S	PASSING											RUSHING				W/L	SCORE	
			ATT	CMP	YDS	PCT	Y/A	Y/C	TD	INT	LG	SK/YD	RATE	ATT	YDS	LG	TD			
09/13	at Vikings	P	0	0	0	0.0	0.0	0.0	0	0	0	0/0	0.0	2	-2	-1	0		W	43-34
09/20	Lions	P	0	0	0	0.0	0.0	0.0	0	0	0	0/0	0.0	2	-1	0	0		W	42-21
09/27	at Saints																		W	37-30
10/05	Falcons	P	0	0	0	0.0	0.0	0.0	0	0	0	0/0	0.0	1	-1	-1	0		W	30-16
10/18	at Buccaneers	P	0	0	0	0.0	0.0	0.0	0	0	0	1/11	0.0	0	0	0	0		L	10-38
10/25	at Texans	P	0	0	0	0.0	0.0	0.0	0	0	0	0/0	0.0	2	-1	0	0		W	35-20
11/01	Vikings																		L	22-28
11/05	at 49ers	P	0	0	0	0.0	0.0	0.0	0	0	0	0/0	0.0	1	-1	-1	0		W	34-17
11/15	Jaguars																		W	24-20
11/22	at Colts																		L	31-34+
11/29	Bears	P	0	0	0	0.0	0.0	0.0	0	0	0	0/0	0.0	2	0	0	0		W	41-25
12/06	Eagles																		W	30-16
12/13	at Lions																		W	31-24
12/19	Panthers																		W	24-16
12/27	Titans	P	0	0	0	0.0	0.0	0.0	0	0	0	0/0	0.0	3	-3	-1	0		W	40-14
01/03	at Bears																		W	35-16
<b>2020 TOTALS</b>			<b>8-0</b>	<b>0</b>	<b>0</b>	<b>0</b>	<b>0.0</b>	<b>0.0</b>	<b>0.0</b>	<b>0</b>	<b>0</b>	<b>0</b>	<b>1/11</b>	<b>0.0</b>	<b>13</b>	<b>-9</b>	<b>0</b>	<b>0</b>	<b>13-3</b>	

+ - Overtime

2021 GAME-BY-GAME REGULAR-SEASON STATISTICS (LIONS)

DATE	OPPONENT	P/S	PASSING										RUSHING				SCORE			
			ATT	CMP	YDS	PCT	Y/A	Y/C	TD	INT	LG	SK/YD	RATE	ATT	YDS	LG		TD	W/L/T	
09/12	49ers																		L	33-41
09/20	at Packers																		L	17-35
09/26	Ravens																		L	17-19
10/03	at Bears																		L	14-24
10/10	at Vikings																		L	17-19
10/17	Bengals																		L	11-34
10/24	at Rams																		L	19-28
10/31	Eagles																		L	6-44
11/14	at Steelers																		T	16-16
11/21	at Browns	S	23	15	77	65.2	3.3	5.1	0	2	24	0/0	34.1	0	0	0	0		L	10-13
11/25	Bears																		L	14-16
12/05	Vikings																		W	29-27
12/12	at Broncos																		L	10-38
12/19	Cardinals	P	0	0	0	0.0	0.0	0.0	0	0	0	0/0	0.0	0	0	0	0		W	30-12
12/26	at Falcons	S	34	24	187	70.6	5.5	7.8	1	1	24	0/0	81.4	0	0	0	0		L	16-20
01/02	at Seahawks	S	37	22	262	59.5	7.1	11.9	2	3	42	0/0	65.4	1	14	14	0		L	29-51
01/09	Packers	P	0	0	0	0.0	0.0	0.0	0	0	0	0/0	0.0	1	-1	-1	0		W	37-30
<b>2021 TOTALS</b>		<b>5-3</b>	<b>94</b>	<b>61</b>	<b>526</b>	<b>64.9</b>	<b>5.6</b>	<b>8.6</b>	<b>3</b>	<b>6</b>	<b>42</b>	<b>0/0</b>	<b>63.5</b>	<b>2</b>	<b>13</b>	<b>14</b>	<b>0</b>		<b>3-13-1</b>	

2022 GAME-BY-GAME REGULAR-SEASON STATISTICS (LIONS/BEARS)

DATE	OPPONENT	P/S	PASSING										RUSHING				SCORE			
			ATT	CMP	YDS	PCT	Y/A	Y/C	TD	INT	LG	SK/YD	RATE	ATT	YDS	LG		TD	W/L	
09/11	Eagles																		L	35-38
09/18	Commanders																		W	36-27
09/25	at Vikings																		L	24-28
10/02	Seahawks																		L	45-48
10/09	at Patriots																		L	0-29
10/23	at Cowboys																		L	6-24
10/30	Dolphins																		L	27-31
11/06	Packers																		W	15-9
11/13	at Bears																		W	31-30
11/20	at Giants																		W	31-18
11/24	Bills																		L	25-28
12/04	Packers																		L	19-28
12/18	Eagles																		L	20-25
12/24	Bills																		L	13-35
01/01	at Lions																		L	10-41
01/08	Vikings	P	8	2	33	25.0	4.1	16.5	0	2	17	0/0	4.7	2	-2	-1	0		L	13-29
<b>2022 TOTALS</b>		<b>1-0</b>	<b>8</b>	<b>2</b>	<b>33</b>	<b>25.0</b>	<b>4.1</b>	<b>16.5</b>	<b>0</b>	<b>2</b>	<b>17</b>	<b>0/0</b>	<b>4.7</b>	<b>2</b>	<b>-2</b>	<b>-1</b>	<b>0</b>		<b>4-12</b>	

2023 GAME-BY-GAME REGULAR-SEASON STATISTICS (JETS)

DATE	OPPONENT	P/S	PASSING										RUSHING				SCORE			
			ATT	CMP	YDS	PCT	Y/A	Y/C	TD	INT	LG	SK/YD	RATE	ATT	YDS	LG		TD	W/L	
09/17	at Cowboys																		L	10-30
09/24	Patriots																		L	10-15
10/01	Chiefs																		L	20-23
10/08	at Broncos																		W	31-21
10/15	Eagles																		W	20-14
10/29	at Giants																		W	13-10+
11/06	Chargers																		L	6-27
11/12	at Raiders																		L	12-16
11/19	at Bills	P	14	7	33	50.0	2.4	4.7	0	1	7	1/10	26.5	1	1	1	0		L	6-32
11/24	Dolphins	S	38	27	179	71.1	4.7	6.6	1	2	13	7/49	67.8	2	2	2	0		L	13-34
12/03	Falcons	S	25	14	148	56.0	5.9	10.6	0	1	36	1/5	56.8	1	2	2	0		L	8-13
12/10	Texans																		W	30-6
12/17	at Dolphins																		L	0-30
12/24	Commanders																		W	30-28
12/28	at Browns																		L	20-37
01/07	at Patriots																		W	17-3
<b>2023 TOTALS</b>		<b>3-2</b>	<b>77</b>	<b>48</b>	<b>360</b>	<b>62.3</b>	<b>4.7</b>	<b>7.5</b>	<b>1</b>	<b>4</b>	<b>36</b>	<b>9/64</b>	<b>56.2</b>	<b>4</b>	<b>5</b>	<b>2</b>	<b>0</b>		<b>6-10</b>	

+ - Overtime

**2019 GAME-BY-GAME POSTSEASON STATISTICS (PACKERS)**

DATE	OPPONENT	P/S	PASSING											RUSHING				W/L	SCORE
			ATT	CMP	YDS	PCT	Y/A	Y/C	TD	INT	LG	SK/YD	RATE	ATT	YDS	LG	TD		
01/12	Seahawks		DID NOT PLAY (NON-INJURY)															W	28-23
01/19	at 49ers		DID NOT PLAY (NON-INJURY)															L	20-37
<b>2019 TOTALS</b>		<b>0-0</b>	<b>0</b>	<b>0</b>	<b>0</b>	<b>0.0</b>	<b>0.0</b>	<b>0.0</b>	<b>0</b>	<b>0</b>	<b>0</b>	<b>0/0</b>	<b>0.0</b>	<b>0</b>	<b>0</b>	<b>0</b>	<b>0</b>	<b>1-1</b>	

**2020 GAME-BY-GAME POSTSEASON STATISTICS (PACKERS)**

DATE	OPPONENT	P/S	PASSING											RUSHING				W/L	SCORE
			ATT	CMP	YDS	PCT	Y/A	Y/C	TD	INT	LG	SK/YD	RATE	ATT	YDS	LG	TD		
01/16	Rams		DID NOT PLAY (NON-INJURY)															W	32-18
01/24	Buccaneers		DID NOT PLAY (NON-INJURY)															L	26-31
<b>2020 TOTALS</b>		<b>0-0</b>	<b>0</b>	<b>0</b>	<b>0</b>	<b>0.0</b>	<b>0.0</b>	<b>0.0</b>	<b>0</b>	<b>0</b>	<b>0</b>	<b>0/0</b>	<b>0.0</b>	<b>0</b>	<b>0</b>	<b>0</b>	<b>0</b>	<b>1-1</b>	

**2023 GAME-BY-GAME POSTSEASON STATISTICS (TEXANS)**

DATE	OPPONENT	P/S	PASSING											RUSHING				W/L	SCORE
			ATT	CMP	YDS	PCT	Y/A	Y/C	TD	INT	LG	SK/YD	RATE	ATT	YDS	LG	TD		
01/13	Browns		PRACTICE SQUAD															W	45-14
01/20	at Ravens		PRACTICE SQUAD															L	10-34
<b>2023 TOTALS</b>		<b>0-0</b>	<b>0</b>	<b>0</b>	<b>0</b>	<b>0.0</b>	<b>0.0</b>	<b>0.0</b>	<b>0</b>	<b>0</b>	<b>0</b>	<b>0/0</b>	<b>0.0</b>	<b>0</b>	<b>0</b>	<b>0</b>	<b>0</b>	<b>1-1</b>	



# BRIAN BURNS

OLB

HEIGHT: 6-5  
WEIGHT: 250  
COLLEGE: FLORIDA STATE  
HOW ACQUIRED: T[CAR]-'24  
NFL EXP.: 6TH YEAR  
GIANTS EXP.: 1ST YEAR



## HONORS

- » 2021, 2022: Pro Bowl
- » NFC Defensive Player of the Week: 2020 Week 11, 2022 Week 12

## TRANSACTIONS

- » Originally a first-round (16th pick overall) draft choice by the Carolina Panthers in 2019...Traded to the Giants for a 2024 2nd-round draft choice, a 2025 5th-round choice, and a swap of 2024 5th-rounders on March 13, 2024.

## 2024 SEASON HIGHLIGHTS

- » Tied his career-high with 9 tackles (4 solo) and recorded 2 tackles for loss, 1.0 sack and one quarterback hit in Week 10 against Carolina (11/10).
- » Had 5 tackles (3 solo), 3 quarterback hits, one tackle for loss and 1.0 sack in Week 8 at Pittsburgh (10/28)...Marked Burns' fourth consecutive game with at least 1.0 sack.
- » Totaled 4 tackles (3 solo), one tackle for loss, 2 quarterback hits and 1.0 sack in Week 7 against Philadelphia (10/20).
- » Had 8 tackles (4 solo), 2 tackles for loss, 2 quarterback hits and 1.0 sack in Week 6 against Cincinnati (10/13).
- » Logged 2 tackles (one solo), 1.0 sack, one quarterback hit, one tackle for loss and 2 passes defended in Week 5 against Seattle (10/6)...Became the first Giants outside linebacker to record multiple games with 2 or more passes defended in a single season since Kelvin Sheppard in 2017.
- » Recorded 3 tackles (2 solo), 1.0 sack, 2 quarterback hits, 2 passes defended and one forced fumble in victory over Cleveland (9/22)...The third Giant to record at least 2 passes defended, one sack and one forced fumble in a game, joining Terrell Thomas (2010) and Brent Alexander (2004).
- » Tallied 3 tackles (2 solo) and a pass defended at Washington (9/15).
- » Posted 4 tackles (4 solo) in his first career start as Giant against Minnesota (9/8).

## CAREER HIGHLIGHTS

- » In 5 seasons in Carolina, Burns played in 80 regular-season games with 67 starts...Selected to the Pro Bowl in 2021 and 2022...Named NFC Defensive Player of the Week in 2020 Week 11 and 2022 Week 12...Totals include 244 tackles (149 solo), 46.0 sacks, 95 quarterback hits, 59 tackles for loss, 13 passes defended, 8 forced fumbles, and 2 fumble recoveries, including one he returned for a touchdown...His 46.0 sacks rank 5th in Panthers history and are tied for the 12th-highest total in the NFL since he entered the league in 2019...The 46.0 sacks rank third among players in the 2019 draft class, behind San Francisco's Nick Bosa (53.5) and Las Vegas' Maxx Crosby (52.0)...Has 7 career multi-sack games.
- » In 2023, started all 16 games in which he played...Inactive with a concussion at Chicago (11/9)...Tallied 50 tackles (32 solo), 8.0 sacks, 18 quarterback hits, 16 tackles for loss, 2 passes defended, one forced fumble, on and one fumble recovery...Collected 7 tackles (5 solo), including a season-high 2.0 sacks, at Atlanta (9/10)...Made a season-high 8 tackles (5 solo), including 1.0 sack, at Jacksonville (12/31).
- » In 2022, started the first 16 games at defensive end before missing the season finale with an ankle injury...Selected to his 2nd straight Pro Bowl...Registered a career-high 12.5 sacks...Ranked 4th on the team and 10th among NFL defensive linemen with a career-best 63 tackles (34 solo)...Led the team and finished tied for 3rd in the league with 17 tackles for loss...Named Week 12 NFC Defensive Player of the Week after recording 2.0 sacks, including a strip sack, and a tackle for loss vs. Denver...Contributed 2.0 sacks for losses totaling 19 yards vs. Detroit (12/24).
- » In 2021, played in all 17 games with 16 starts...Named a Pro Bowl starter...Posted 51 tackles (31 solo)...Recorded 9.0 sacks for the 2nd straight season...Led the team and tied for 5th in the NFC with 13 in tackles for loss (13)...Began the season with 1.0 sack in each of the first 3 games...Finished with a season-high 1.5 sacks and tied his season best with 6 tackles (4 solo) vs. New England (11/7).
- » In 2020, played in 15 games with 14 starts...Led the Panthers with 9.0 sacks and a career-high 3 forced fumbles...Made 58 tackles (35 solo), 21 quarterback hits...Named Week 11 NFC Defensive Player of the Week after twice sacking Matthew Stafford – his first career multi-sack game - vs. Detroit (11/22), Carolina's only victory in a 9-week span...Had 2.0 sacks for 24 yards at Green Bay (12/19).
- » As a rookie in 2019, played in all 16 games with 5 starts in 2019 season...Posted 7.5 sacks to go with 23 tackles (17 solo), one forced fumble, and one fumble recovery return for a touchdown...Started in his NFL debut and had 2 tackles (one solo) vs. the Rams (9/8)...Recorded his first sack vs. Tampa Bay's Jameis Winston (9/12)...Had a season-high 4.0 solo tackles, including 1.0 sack, at Arizona (9/22)...Recovered a fumble by Gardner Minshew, who was sacked by Mario Addison, and returned it 56 yards for a touchdown vs. Jacksonville (10/6).

## COLLEGE

- » Played in 38 games with 25 starts for Florida State and recorded 124 tackles, including 39.5 for loss, with 24.0 sacks, 7 forced fumbles, 7 pass breakups, 3 blocked kicks, and 2 fumble recoveries...In 2018, produced 52 tackles, including 15.5 for loss with 10.0 sacks, 8 quarterback hurries, 3

forced fumbles, 3 pass breakups and one fumble recovery...Ranked first in the ACC and 8th in the NCAA with 0.83 sacks per game, while leading the ACC in tackles for loss...In 2017, recorded 48 tackles, including 13.5 for loss and 4.5 sacks, 3 forced fumbles and 2 blocked punts, tying for first in the conference...In 2016, earned Freshman All-American honors from a number of publications after he led all NCAA freshmen with 9.5 sacks, the most by an FSU freshman since 1977.

## PERSONAL

» Attended American Heritage High School in Fort Lauderdale, Fla...Played in the 2016 U.S. Army All-American Bowl in San Antonio, tallying 2 tackles and a pass breakup...In 2015, named the Sun-Sentinel Defensive Player of the Year and grabbed Class 5A first-team all-state honors in 2015...Recorded 135 tackles and 28 sacks over his junior and senior seasons...Helped American Heritage win state titles in 2013 and 2014...Brother, Stanley McClover, was drafted by Carolina in 2006.

### BRIAN BURNS' NFL REGULAR SEASON DEFENSIVE STATISTICS

DATE	TEAM	GP	GS	TACKLES							INTERCEPTIONS					O. FUMB				ST				MISC				
				TK	S	A	TFL	YDS	SK	YDS	QBH	NO	YDS	LG	TD	PD	FF	FR	TD	YDS	TK	S	A	FF	FR	S	A	
2019	Panthers	16	5	23	17	6	5	28	7.5	34.0	16	0	0	0	0	0	1	1	1	56	2	2	0	0	0	0	0	0
2020	Panthers	15	14	58	35	23	8	51	9.0	78.0	21	0	0	0	0	4	3	0	0	0	0	0	0	0	0	0	0	
2021	Panthers	17	16	51	31	20	13	61	9.0	78.0	18	0	0	0	0	4	2	0	0	0	0	0	0	0	0	0	0	
2022	Panthers	16	16	63	34	29	17	98	12.5	83.0	22	0	0	0	0	3	1	0	0	0	0	0	0	0	0	0	0	
2023	Panthers	16	16	50	32	18	16	74	8.0	56.0	18	0	0	0	0	2	1	1	0	0	0	0	0	0	0	0	0	
2024	Giants	12	12	52	31	21	10	61	6.0	53.0	12	0	0	0	0	8	1	0	0	0	0	0	0	0	0	0	0	
<b>NFL TOTALS</b>		<b>92</b>	<b>79</b>	<b>297</b>	<b>180</b>	<b>117</b>	<b>69</b>	<b>373</b>	<b>52.0</b>	<b>382.0</b>	<b>107</b>	<b>0</b>	<b>0</b>	<b>0</b>	<b>0</b>	<b>21</b>	<b>9</b>	<b>2</b>	<b>1</b>	<b>56</b>	<b>2</b>	<b>2</b>	<b>0</b>	<b>0</b>	<b>0</b>	<b>0</b>	<b>0</b>	

### SINGLE-GAME HIGHS: DEFENSIVE

**Total Tackles** 9 at Carolina Panthers, Nov 10, 2024  
8 vs. Cincinnati Bengals, Oct 13, 2024  
8 at Jacksonville Jaguars, Dec 31, 2023  
8 vs. Cleveland Browns, Sep 11, 2022  
7 at Atlanta Falcons, Sep 10, 2023  
...3 more at 7.

**Solo Tackles** 5 at Jacksonville Jaguars, Dec 31, 2023  
5 at Atlanta Falcons, Sep 10, 2023  
5 vs. Cleveland Browns, Sep 11, 2022  
4 at Carolina Panthers, Nov 10, 2024  
...11 more at 4.

**Sacks** 2.0 at Atlanta Falcons, Sep 10, 2023  
2.0 vs. Detroit Lions, Dec 24, 2022  
2.0 vs. Denver Broncos, Nov 27, 2022  
...3 more at 2.0.

**Passes Defensed** 2 at Seattle Seahawks, Oct 06, 2024  
2 at Cleveland Browns, Sep 22, 2024  
1 at Dallas Cowboys, Nov 28, 2024  
1 vs. Washington Commanders, Nov 03, 2024  
...15 more at 1.

**Forced Fumbles** 1 at Cleveland Browns, Sep 22, 2024  
1 at Atlanta Falcons, Sep 10, 2023  
1 vs. Denver Broncos, Nov 27, 2022  
...6 more at 1.

**Fumble Recoveries** 1 vs. Atlanta Falcons, Dec 17, 2023  
1 vs. Jacksonville Jaguars, Oct 06, 2019

**Tackles For Loss** 3 at Seattle Seahawks, Sep 24, 2023  
3 vs. Arizona Cardinals, Oct 02, 2022  
3 at New York Giants, Oct 24, 2021  
2 at Carolina Panthers, Nov 10, 2024  
...11 more at 2.


**Special Teams Tackles** 1 at Indianapolis Colts, Dec 22, 2019  
1 at New Orleans Saints, Nov 24, 2019

**Longest Opp Fumble Return** 56 vs. Jacksonville Jaguars, Oct 06, 2019

**2024 GAME-BY-GAME REGULAR-SEASON STATISTICS (GIANTS)**

DATE	OPPONENT	P/S	TACKLES								INTERCEPTIONS					O. FUMB				ST					MISC		W/L	SCORE
			TK	S	A	SK	YDS	TFL	YDS	QBH	NO	YDS	LG	TD	PD	FF	FR	TD	YDS	TK	S	A	FF	FR	S	A		
09/08	Vikings	S	4	4	0	0.0	0.0	0	0	0	0	0	0	0	0	0	0	0	0	0	0	0	0	0	0	L	6-28	
09/15	at Commanders	S	3	2	1	0.0	0.0	0	0	0	0	0	0	0	1	0	0	0	0	0	0	0	0	0	0	L	18-21	
09/22	at Browns	S	3	2	1	1.0	10.0	1	10	2	0	0	0	0	2	1	0	0	0	0	0	0	0	0	0	W	21-15	
09/26	Cowboys	S	3	2	1	0.0	0.0	1	1	1	0	0	0	0	0	0	0	0	0	0	0	0	0	0	0	L	15-20	
10/06	at Seahawks	S	2	1	1	1.0	8.0	1	8	1	0	0	0	0	2	0	0	0	0	0	0	0	0	0	0	W	29-20	
10/13	Bengals	S	8	4	4	1.0	8.0	2	12	2	0	0	0	0	0	0	0	0	0	0	0	0	0	0	0	L	7-17	
10/20	Eagles	S	4	3	1	1.0	9.0	1	9	2	0	0	0	0	1	0	0	0	0	0	0	0	0	0	0	L	3-28	
10/28	at Steelers	S	5	3	2	1.0	10.0	1	10	3	0	0	0	0	0	0	0	0	0	0	0	0	0	0	0	L	18-26	
11/03	Commanders	S	5	2	3	0.0	0.0	0	0	0	0	0	0	0	1	0	0	0	0	0	0	0	0	0	0	L	22-27	
11/10	at Panthers	S	9	4	5	1.0	8.0	2	10	1	0	0	0	0	0	0	0	0	0	0	0	0	0	0	0	L	17-20+	
11/24	Buccaneers	S	3	1	2	0.0	0.0	1	1	0	0	0	0	0	0	0	0	0	0	0	0	0	0	0	0	L	7-30	
11/28	at Cowboys	S	3	3	0	0.0	0.0	0	0	0	0	0	0	0	1	0	0	0	0	0	0	0	0	0	0	L	20-27	
<b>2024 TOTALS</b>		<b>12-12</b>	<b>52</b>	<b>31</b>	<b>21</b>	<b>6.0</b>	<b>53.0</b>	<b>10</b>	<b>61</b>	<b>12</b>	<b>0</b>	<b>0</b>	<b>0</b>	<b>0</b>	<b>8</b>	<b>1</b>	<b>0</b>	<b>0</b>	<b>0</b>	<b>0</b>	<b>0</b>	<b>0</b>	<b>0</b>	<b>0</b>	<b>0</b>	<b>2-10</b>		

+ - Overtime



# ELIJAH CHATMAN

DT

94

HEIGHT: 6-0  
 WEIGHT: 278  
 COLLEGE: SOUTHERN METHODIST  
 HOW ACQUIRED: FA-'24  
 NFL EXP.: R  
 GIANTS EXP.: R

## TRANSACTIONS

- » Originally signed as a rookie free agent by the Giants on May 13, 2024.

## 2024 SEASON HIGHLIGHTS

- » Produced 3 tackles, one sack, one tackle for loss and one quarterback hit against Cleveland (9/22)...He became the second undrafted free agent Giants rookie to record at least one sack and one fumble recovery in a single game (Kerry Wynn, 2014).
- » Totaled 2 tackles (2 solo) and one tackle for loss at Washington (9/15).
- » Made his first career start in his NFL debut against Minnesota (9/8).

## COLLEGE

- » In 5 seasons at SMU, Chatman played in 60 games, the 2nd-highest total in program history...Career totals include 148 tackles (98 solo), 34 tackles for loss, 13.5 sacks, 5 fumble recoveries and one forced fumble...In 2023, named first-team All-AAC...Played in 14 games with 11 starts and recorded 33 tackles (23 solo), 9 stops for loss, and a career-high 4.5 sacks...In 2022, selected 2nd-team All-AAC...Played in 13 games with 11 starts...Registered 39 tackles (21 solo), including 5 tackles for loss and 3.0 sacks...In 2021, named 2nd-team All-AAC...Played in 12 games with 11 starts and tallied career-high totals of 40 tackles, 25 solo stops, and 10 tackles for loss...Posted 2.5 sacks...In 2020, started all 10 games and made 25 tackles (22 solo), including 7.5 tackles for loss and 3.0 sacks...As a freshman in 2019, played in 11 games and contributed 11 tackles (7 solo), including 3.5 stops for loss...Named to the American Athletic Conference All-Academic Team.

## PERSONAL

- » Played both offense and defense at Evangel Christian Academy in Shreveport, La....In 2018, named LSWA Class 5A All-State Defensive Player of the Year, first-team all-state, and District 1-5A MVP... Registered 58 tackles and 9 sacks...Had 14 carries for 119 yards...Team finished 8-4 overall, 6-0 in district play, and advanced to the LHSAA Division I Semifinals.

### ELIJAH CHATMAN'S NFL REGULAR SEASON DEFENSIVE STATISTICS

DATE	TEAM	GP	GS	TACKLES							INTERCEPTIONS					O. FUMB					ST					MISC				
				TK	S	A	TFL	YDS	SK	YDS	QBH	NO	YDS	LG	TD	PD	FF	FR	TD	YDS	TK	S	A	FF	FR	S	A			
2024	Giants	12	1	10	6	4	1	10	1.0	10.0	2	0	0	0	0	0	0	0	1	0	0	0	0	0	0	0	0	0	0	0
<b>NFL TOTALS</b>		<b>12</b>	<b>1</b>	<b>10</b>	<b>6</b>	<b>4</b>	<b>1</b>	<b>10</b>	<b>1.0</b>	<b>10.0</b>	<b>2</b>	<b>0</b>	<b>0</b>	<b>0</b>	<b>0</b>	<b>0</b>	<b>0</b>	<b>0</b>	<b>1</b>	<b>0</b>	<b>0</b>	<b>0</b>	<b>0</b>	<b>0</b>	<b>0</b>	<b>0</b>	<b>0</b>	<b>0</b>	<b>0</b>	

### SINGLE-GAME HIGHS: DEFENSIVE

- |   |  |
|---|--|
| <p><b>Total Tackles</b> 3 vs. Philadelphia Eagles, Oct 20, 2024<br/>         3 at Cleveland Browns, Sep 22, 2024<br/>         2 at Dallas Cowboys, Nov 28, 2024<br/>         1 at Washington Commanders, Sep 15, 2024<br/>         1 vs. Minnesota Vikings, Sep 08, 2024</p> <p><b>Solo Tackles</b> 2 at Cleveland Browns, Sep 22, 2024<br/>         1 vs. Philadelphia Eagles, Oct 20, 2024<br/>         1 at Washington Commanders, Sep 15, 2024<br/>         1 vs. Minnesota Vikings, Sep 08, 2024</p> | <p><b>Fumble Recoveries</b> 1 at Cleveland Browns, Sep 22, 2024</p> <p><b>Tackles For Loss</b> 1 at Cleveland Browns, Sep 22, 2024</p> |
|---|--|



**2024 GAME-BY-GAME REGULAR-SEASON STATISTICS (GIANTS)**

DATE	OPPONENT	P/S	TACKLES							INTERCEPTIONS					O. FUMB				ST				MISC		W/L	SCORE	
			TK	S	A	SK	YDS	TFL	YDS	QBH	NO	YDS	LG	TD	PD	FF	FR	TD	YDS	TK	S	A	FF	FR			S
09/08	Vikings	S	1	1	0	0.0	0.0	0	0	0	0	0	0	0	0	0	0	0	0	0	0	0	0	0	0	L	6-28
09/15	at Commanders	P	1	1	0	0.0	0.0	0	0	0	0	0	0	0	0	0	0	0	0	0	0	0	0	0	L	18-21	
09/22	at Browns	P	3	2	1	1.0	10.0	1	10	1	0	0	0	0	0	0	1	0	0	0	0	0	0	0	W	21-15	
09/26	Cowboys	P	0	0	0	0.0	0.0	0	0	0	0	0	0	0	0	0	0	0	0	0	0	0	0	0	L	15-20	
10/06	at Seahawks	P	0	0	0	0.0	0.0	0	0	1	0	0	0	0	0	0	0	0	0	0	0	0	0	0	W	29-20	
10/13	Bengals	P	0	0	0	0.0	0.0	0	0	0	0	0	0	0	0	0	0	0	0	0	0	0	0	0	L	7-17	
10/20	Eagles	P	3	1	2	0.0	0.0	0	0	0	0	0	0	0	0	0	0	0	0	0	0	0	0	0	L	3-28	
10/28	at Steelers	P	0	0	0	0.0	0.0	0	0	0	0	0	0	0	0	0	0	0	0	0	0	0	0	0	L	18-26	
11/03	Commanders	P	0	0	0	0.0	0.0	0	0	0	0	0	0	0	0	0	0	0	0	0	0	0	0	0	L	22-27	
11/10	at Panthers	P	0	0	0	0.0	0.0	0	0	0	0	0	0	0	0	0	0	0	0	0	0	0	0	0	L	17-20+	
11/24	Buccaneers	P	0	0	0	0.0	0.0	0	0	0	0	0	0	0	0	0	0	0	0	0	0	0	0	0	L	7-30	
11/28	at Cowboys	P	2	1	1	0.0	0.0	0	0	0	0	0	0	0	0	0	0	0	0	0	0	0	0	0	L	20-27	
<b>2024 TOTALS</b>		<b>12-1</b>	<b>10</b>	<b>6</b>	<b>4</b>	<b>1.0</b>	<b>10.0</b>	<b>1</b>	<b>10</b>	<b>2</b>	<b>0</b>	<b>0</b>	<b>0</b>	<b>0</b>	<b>0</b>	<b>0</b>	<b>1</b>	<b>0</b>	<b>0</b>	<b>0</b>	<b>0</b>	<b>0</b>	<b>0</b>	<b>0</b>	<b>2-10</b>		

+ - Overtime

**D.J. DAVIDSON** DL

HEIGHT: 6-5  
 WEIGHT: 320  
 COLLEGE: ARIZONA STATE  
 HOW ACQUIRED: D5-'22  
 NFL EXP.: 3RD YEAR  
 GIANTS EXP.: 3RD YEAR

**98**

**TRANSACTIONS**

- » Originally a 5th-round (147th pick overall) draft choice by the Giants in 2022.

**2024 SEASON HIGHLIGHTS**

- » Recovered a fumble and made 2 tackles in Week 12 versus Tampa Bay (11/24).
- » Totaled a career-high 8 tackles (2 solo) in Week 8 at Pittsburgh (10/28).
- » Made his first start of the season in Week 6 against Cincinnati (10/13).
- » Recorded two solo tackles, 2.0 sacks, 2 tackles for loss and 2 quarterback hits in Week 5 against Seattle (10/6)...Became the second Giant to record 2.0 sacks while playing 19 defensive snaps or less (prev. Damontre Moore vs. San Francisco on 10/11/2015).

**CAREER HIGHLIGHTS**

- » In his first 3 NFL seasons, Davidson played in 32 games with 4 starts...Totals include 40 tackles (20 solo), 2.5 sacks, 2 passes defended, 3 quarterback hits, 3 tackles for loss and one fumble recovery.
- » In 2023, played in 15 games with 2 starts...Inactive vs. Dallas (9/10) and at Buffalo (10/15)...Contributed 13 tackles (6 solo), a half-sack, 2 passes defended, one quarterback hit, and one tackle for loss...Split a 6-yard sack with Leonard Williams, the first of his career, at San Francisco (9/21)...Had 2 solo tackles at Dallas (11/12)...Made his first career start and had 2 tackles (one solo) vs. New England (11/26)...Started at Philadelphia (12/25) and made one unassisted tackle.
- » As a rookie in 2022, played in the first 5 games of the season for the Giants and made 4 tackles (2 solo)...Contributed 2 tackles (one solo) in his NFL debut at Tennessee (9/11)...Made one tackle vs. Carolina (9/18) and one solo stop vs. Chicago (10/2)...Tore his ACL at Green Bay (10/9) and was placed on season-ending injured reserve on Oct. 11.

**COLLEGE**

- » Davidson played in 37 games with 28 starts in 4 seasons at Arizona State...Recorded 137 tackles (62 solo), 16.0 tackles for loss, 5.0 sacks, one fumble recovery and 6 passes defended...In 2021, was one of 2 Sun Devil defenders to start all 12 games...Selected 2nd-team All-Pac 12 after finishing 5th on the team with career-high totals of 57 tackles (5th on the team, including 21 solo) and 16.0 tackles for loss...Named the Curley Culp outstanding defensive lineman...In 2020, started all 4 games in a Sun Devils season that was shortened by the pandemic...Recorded 19 tackles (9 solo)...In 2019, played in 13 games with 12 starts at nose tackle...Collected 51 tackles (26 solo), 4.5 tackles for loss, 1.5 sacks and one pass defended...As a redshirt freshman in 2018, played in 8 games and tallied 10 tackles (6 solo), 3.5 stops for loss, 2.0 sacks and one pass defended...Missed 5 games with an ankle injury...Redshirted in 2017.

**PERSONAL**

- » First name is DeVonta...Married to Alexis...Graduated with a degree in criminal justice in May 2021...Played in the 2022 East-West Shrine Bowl...Played at Desert Ridge High School in Mesa, Ariz., where he was a 2015 first-team all-state selection by the Arizona Republic after anchoring one of the state's strongest defenses...As a senior, played in 13 games and led his team to the state championship game by recording 67 tackles, 19.5 tackles for loss, 5.5 sacks, 4 forced fumbles, and 2 fumble recoveries, including one returned 33 yards for a touchdown vs. Chandler High School...As a junior, finished with 57 tackles, 4.0 sacks and 2 forced fumbles...Also lettered in basketball and wrestling.

**D.J. DAVIDSON'S NFL REGULAR SEASON DEFENSIVE STATISTICS**

DATE	TEAM	GP	GS	TACKLES							INTERCEPTIONS					O. FUMB				ST				MISC			
				TK	S	A	TFL	YDS	SK	YDS	QBH	NO	YDS	LG	TD	PD	FF	FR	TD	YDS	TK	S	A	FF	FR	S	A
2022	Giants	5	0	4	2	2	0	0	0.0	0.0	0	0	0	0	0	0	0	0	0	0	0	0	0	0	0	0	0
2023	Giants	15	2	13	6	7	1	4	0.5	3.0	1	0	0	0	0	2	0	0	0	0	0	0	0	0	0	0	0
2024	Giants	12	2	23	12	11	2	17	2.0	17.0	2	0	0	0	0	0	2	0	2	0	0	0	0	0	0	0	0
<b>NFL TOTALS</b>		<b>32</b>	<b>4</b>	<b>40</b>	<b>20</b>	<b>20</b>	<b>3</b>	<b>21</b>	<b>2.5</b>	<b>20.0</b>	<b>3</b>	<b>0</b>	<b>0</b>	<b>0</b>	<b>0</b>	<b>2</b>	<b>0</b>	<b>2</b>	<b>0</b>	<b>0</b>	<b>0</b>	<b>0</b>	<b>0</b>	<b>0</b>	<b>0</b>	<b>0</b>	<b>0</b>

## D.J. DAVIDSON'S NFL POSTSEASON DEFENSIVE STATISTICS

DATE	TEAM	GP	GS	TACKLES							INTERCEPTIONS					O. FUMB				ST				MISC				
				TK	S	A	TFL	YDS	SK	YDS	QBH	NO	YDS	LG	TD	PD	FF	FR	TD	YDS	TK	S	A	FF	FR	S	A	
2022	Giants	0	0	0	0	0	0	0	0	0.0	0.0	0	0	0	0	0	0	0	0	0	0	0	0	0	0	0	0	0
<b>NFL TOTALS</b>		<b>0</b>	<b>0</b>	<b>0</b>	<b>0</b>	<b>0</b>	<b>0</b>	<b>0</b>	<b>0</b>	<b>0.0</b>	<b>0.0</b>	<b>0</b>	<b>0</b>	<b>0</b>	<b>0</b>	<b>0</b>	<b>0</b>	<b>0</b>	<b>0</b>	<b>0</b>	<b>0</b>	<b>0</b>	<b>0</b>	<b>0</b>	<b>0</b>	<b>0</b>	<b>0</b>	<b>0</b>

### SINGLE-GAME HIGHS: DEFENSIVE

**Total Tackles** 8 at Pittsburgh Steelers, Oct 28, 2024  
 3 vs. Washington Commanders, Nov 03, 2024  
 3 vs. Philadelphia Eagles, Oct 20, 2024  
 2 vs. Tampa Bay Buccaneers, Nov 24, 2024  
 2 at Seattle Seahawks, Oct 06, 2024  
 ...5 more at 2.

**Solo Tackles** 3 vs. Washington Commanders, Nov 03, 2024  
 2 vs. Tampa Bay Buccaneers, Nov 24, 2024  
 2 at Pittsburgh Steelers, Oct 28, 2024  
 2 at Seattle Seahawks, Oct 06, 2024  
 ...1 more at 2.

**Sacks** 2.0 at Seattle Seahawks, Oct 06, 2024  
 0.5 at San Francisco 49ers, Sep 21, 2023

**Passes Defensed** 1 vs. Seattle Seahawks, Oct 02, 2023  
 1 at San Francisco 49ers, Sep 21, 2023

**Fumble Recoveries** 1 vs. Tampa Bay Buccaneers, Nov 24, 2024  
 1 at Carolina Panthers, Nov 10, 2024

**Tackles For Loss** 2 at Seattle Seahawks, Oct 06, 2024  
 1 vs. Seattle Seahawks, Oct 02, 2023

### 2024 GAME-BY-GAME REGULAR-SEASON STATISTICS (GIANTS)

DATE	OPPONENT	P/S	TACKLES							INTERCEPTIONS					O. FUMB				ST				MISC		W/L	SCORE		
			TK	S	A	SK	YDS	TFL	YDS	QBH	NO	YDS	LG	TD	PD	FF	FR	TD	YDS	TK	S	A	FF	FR			S	A
09/08	Vikings	P	0	0	0	0.0	0.0	0	0	0	0	0	0	0	0	0	0	0	0	0	0	0	0	0	0	0	L	6-28
09/15	at Commanders	P	0	0	0	0.0	0.0	0	0	0	0	0	0	0	0	0	0	0	0	0	0	0	0	0	0	0	L	18-21
09/22	at Browns	P	1	0	1	0.0	0.0	0	0	0	0	0	0	0	0	0	0	0	0	0	0	0	0	0	0	0	W	21-15
09/26	Cowboys	P	2	1	1	0.0	0.0	0	0	0	0	0	0	0	0	0	0	0	0	0	0	0	0	0	0	0	L	15-20
10/06	at Seahawks	P	2	2	0	2.0	17.0	2	17	2	0	0	0	0	0	0	0	0	0	0	0	0	0	0	0	0	W	29-20
10/13	Bengals	S	0	0	0	0.0	0.0	0	0	0	0	0	0	0	0	0	0	0	0	0	0	0	0	0	0	0	L	7-17
10/20	Eagles	P	3	1	2	0.0	0.0	0	0	0	0	0	0	0	0	0	0	0	0	0	0	0	0	0	0	0	L	3-28
10/28	at Steelers	P	8	2	6	0.0	0.0	0	0	0	0	0	0	0	0	0	0	0	0	0	0	0	0	0	0	0	L	18-26
11/03	Commanders	S	3	3	0	0.0	0.0	0	0	0	0	0	0	0	0	0	0	0	0	0	0	0	0	0	0	0	L	22-27
11/10	at Panthers	P	1	0	1	0.0	0.0	0	0	0	0	0	0	0	0	1	0	0	0	0	0	0	0	0	0	0	L	17-20+
11/24	Buccaneers	P	2	2	0	0.0	0.0	0	0	0	0	0	0	0	0	1	0	0	0	0	0	0	0	0	0	0	L	7-30
11/28	at Cowboys	P	1	1	0	0.0	0.0	0	0	0	0	0	0	0	0	0	0	0	0	0	0	0	0	0	0	0	L	20-27
<b>2024 TOTALS</b>		<b>12-2</b>	<b>23</b>	<b>12</b>	<b>11</b>	<b>2.0</b>	<b>17.0</b>	<b>2</b>	<b>17</b>	<b>2</b>	<b>0</b>	<b>0</b>	<b>0</b>	<b>0</b>	<b>0</b>	<b>0</b>	<b>2</b>	<b>0</b>	<b>0</b>	<b>0</b>	<b>0</b>	<b>0</b>	<b>0</b>	<b>0</b>	<b>0</b>	<b>0</b>	<b>2-10</b>	

+ - Overtime



# TOMMY DEVITO

QB

HEIGHT: 6-2  
WEIGHT: 210  
COLLEGE: ILLINOIS  
HOW ACQUIRED: UDFA  
NFL EXP.: 2ND YEAR  
GIANTS EXP.: 2ND YEAR

15

## HONORS

- » NFC Offensive Player of the Week: 2023 Week 14.

## TRANSACTIONS

- » Originally signed as a rookie free agent by the Giants on May 5, 2023...Waived on Aug. 29, 2023, and signed to the Giants' practice squad on Aug 30, 2023...Elevated to the Giants' active roster on Oct. 14, 21 and 28...Signed to the Giants' active roster on Oct. 31, 2023.

## 2024 SEASON HIGHLIGHTS

- » Completed 21-of-31 passes (67.7%) for 189 yards and carried the ball 7 times for 32 yards (4.6 avg.) in Week 12 against Tampa Bay (11/24).

## CAREER HIGHLIGHTS

- » As a rookie in 2023, played in 9 games with 6 starts...Became the first undrafted rookie free agent quarterback to start a non-strike game for the Giants since the common draft era began in 1967...Completed 114 of 178 passes (64.0%) for 1,101 yards, a team-high 8 touchdowns, and 3 interceptions for a passer rating of 89.2...Did not throw an interception in his last 139 pass attempts...Added 36 rushing attempts for 195 yards (5.4-yard avg.) and one touchdown...Record as a starter was 3-3.
- » Among rookie quarterbacks with a minimum of 100 passing attempts in 2023, DeVito finished 2nd in touchdown percentage (4.5), completion percentage (64.0) and passer rating (88.9).
- » For 3 straight weeks (Weeks 11-14, not including Week 13 which was the bye week), DeVito recorded a 100-plus passer rating, making him the first UDFA rookie since 1970 to have 3 consecutive games with a passer rating higher than 100...Became the first Giants quarterback since Eli Manning in 2014 to record 3 straight games with a 100-plus passer rating.
- » Made his NFL debut when he replaced an injured Tyrod Taylor (ribs) vs. the Jets (10/29)...Completed 2 of 7 passes and rushed for 12 yards on 4 carries, including a 6-yard run for the Giants' only touchdown...Played the following week at Las Vegas (11/5) when Daniel Jones went down with a knee injury...Completed 15 of 20 passes for 175 yards, 2 interceptions, and his first career touchdown, a 9-yard throw to Wan'Dale Robinson.
- » Made his first career start at Dallas (11/12)...Completed 14 of 27 passes for 86 yards, including touchdowns of 10 yards to Lawrence Cager and 2 yards to Sterling Shepard...Rushed 7 times for 41 yards.
- » Earned his first career win as a starter at Washington (11/19)...Completed 18 of 26 passes for 246 yards, 3 touchdowns, 0 interceptions and a passer rating of 137.7...The yards, touchdowns, and rating were all season bests...Became just the 4th undrafted rookie quarterback since 1960 to throw 3-plus touchdowns, 225-plus passing yards, 0 interceptions and own a passer rating of 135 or better in a game.
- » Completed 17 of 25 passes for 191 yards, one touchdown, no interceptions, and a passer rating of 103.9 in a victory against New England (11/26)...Became the 7th rookie quarterback to defeat a Patriots team led by Bill Belichick...DeVito was the only one of those 7 players who was not drafted.
- » Selected NFC Offensive Player of the Week after leading the Giants to a Monday night victory vs. Green Bay (12/11)...Completed 17 of 21 passes (season-high 81%) for 158 yards, one touchdown, and no interceptions for a passer rating of 113.9...Rushed 10 times for 71 yards...In the 74 seasons since the NFL began tracking starting quarterbacks in 1950, DeVito became the first starter in league history to complete 80% of his passes, rush for 70+ yards, commit no turnovers, and take no sacks.
- » DeVito was the 2nd undrafted rookie in the common-draft era (since 1967) with an 80+ completion percentage (minimum 15 attempts) in a game...His 71 rushing yards were the most by a Giants rookie quarterback in a game since 1960.
- » DeVito was the first Giants rookie quarterback to win 3 consecutive starts since Phil Simms won 4 in a row in 1979...He was just the 3rd undrafted rookie quarterback since the 1970 merger to win 3 starts in a season, joining Ed Rubbert, who won 3 strike-replacement games for Washington in 1987, and Pittsburgh's Devlin Hodges in 2019.
- » DeVito's passer ratings in those 3 were 137.7, 103.9 and 113.9. He was the first undrafted rookie since 1967 with a 100+ rating in 3 straight starts.
- » The only other rookie quarterback in 2023 with 3 consecutive games with ratings of 103.9 or higher (minimum 20 attempts) was Houston's C.J. Stroud, who was the 2nd overall choice in the 2023 NFL Draft and was named the NFL Offensive Rookie of the Year...The last Giants quarterback with 3 straight games with 20+ attempts and 100+ passer rating was Manning from Sept. 21-Oct. 5, 2014...DeVito was the first Giants rookie quarterback to do it.
- » DeVito led game-winning 4th-quarter drives vs. both the Patriots and Packers...He was the first undrafted rookie and the first Giants rookie to do it twice in one season.
- » DeVito was the 7th Giants quarterback selected Player of the Week and they have received a total of 16 awards: Manning and Kerry Collins (4 each), Jones (3), Phil Simms (2), and Jeff Hostetler, Kent Graham and DeVito (one each).

- » Posted season-high totals of 34 passes and 20 completions, for 177 yards, and ran 4 times for 36 yards at New Orleans (12/17)...Played the first half at Philadelphia (12/25) and completed 9 of 16 passes for 55 yards...Completed his only 2 passes for 14 yards vs. Philadelphia (1/7).

## COLLEGE

- » Spent 5 years at Syracuse – including a redshirt season in 2017 – before transferring to Illinois for his final season in 2022.
- » Completed 594 of 941 passes (63.1%) for 6,516 yards, 43 touchdowns and 16 interceptions...Also rushed for 253 yards and 10 scores...In his lone season with the Illini, started all 13 games and posted career highs in attempts (369), completions (257), passing yards (2,650), completion percentage (a school-record 69.6%) and rushing touchdowns (6)...Threw for a career-best 332 yards vs. Chattanooga...Completed 20 of 22 passes for 179 yards and 2 touchdowns at Nebraska, setting the Illinois program record and Memorial Stadium record for completion percentage (90.9)...Tied the Illini quarterback record with a career-high 3 rushing touchdowns at Wisconsin.
- » Played in 27 games with 18 starts at Syracuse...Became the starter in 2019 and threw a career-high 19 touchdown passes...Limited to 4 games in 2020 because of an ankle injury...Threw a Syracuse-record 212 consecutive passes without an interception from 2019 through the first 2 games of 2020...2019 All-ACC Academic Team...Sociology major.

## OFF-THE-FIELD ACTIVITY

- » Joined Project Kind, an organization to support those experiencing homelessness, to host an event with 125 people from the organization for a day of haircuts, spa treatments and lunch at MetLife stadium...The entire 2023 rookie class visited Harlem, where players were split into groups to visit 4 different schools and hosted a flag football clinic for 50 of the boys in the Harlem Giants program...To celebrate Halloween, dressed in costume to visit patients and distribute giftbags at Hackensack University Medical Center's Joseph M. Sanzari Children's Hospital...Continued the annual rookie Thanksgiving tradition at the Community Kitchen located at the Food Bank for New York City in Harlem to hand out turkeys and meals for people in need...Met with members from the Wounded Warriors Project during their visit to the Quest Diagnostics Training Center to watch practice and enjoy a day with the Giants.

## PERSONAL

- » Grew up in Cedar Grove, N.J., 15 minutes from Giants headquarters...Threw for 3,800 yards and 35 touchdowns at Don Bosco Prep...As a junior, led his team to a 9-3 record and the 2015 New Jersey Non-Public Group 4 state title...The Ironmen defeated St. Joseph of Montvale in the championship game played in MetLife Stadium.

### TOMMY DEVITO'S NFL REGULAR SEASON PASSING STATISTICS

DATE	TEAM	GP	GS	ATT.	CMP.	PCT.	YDS	AVG.	TD	INT.	LG	SK	LST	RATE
2023	Giants	9	6	178	114	64.0	1,101	6.2	8	3	41	37	196	89.2
2024	Giants	1	1	31	21	67.7	189	6.1	0	0	23	4	23	83.9
<b>TOTALS</b>		<b>10</b>	<b>7</b>	<b>209</b>	<b>135</b>	<b>64.6</b>	<b>1,290</b>	<b>6.2</b>	<b>8</b>	<b>3</b>	<b>41</b>	<b>41</b>	<b>219</b>	<b>88.4</b>

### TOMMY DEVITO'S NFL REGULAR SEASON RUSHING STATISTICS

DATE	TEAM	NO.	YDS.	AVG.	LG	TD
2023	Giants	36	195	5.4	26	1
2024	Giants	7	32	4.6	17	0
<b>TOTALS</b>		<b>43</b>	<b>227</b>	<b>5.3</b>	<b>26</b>	<b>1</b>

### TOMMY DEVITO'S NFL REGULAR SEASON PASSING/RUSHING STATISTICS

DATE	TEAM	GP	GS	PASSING										RUSHING					
				ATT.	CMP.	PCT.	YDS	AVG.	TD	INT.	LG	SK	LST	RATE	NO.	YDS.	AVG.	LG	TD
2023	Giants	9	6	178	114	64.0	1,101	6.2	8	3	41	37	196	89.2	36	195	5.4	26	1
2024	Giants	1	1	31	21	67.7	189	6.1	0	0	23	4	23	83.9	7	32	4.6	17	0
<b>TOTALS</b>		<b>10</b>	<b>7</b>	<b>209</b>	<b>135</b>	<b>64.6</b>	<b>1,290</b>	<b>6.2</b>	<b>8</b>	<b>3</b>	<b>41</b>	<b>41</b>	<b>219</b>	<b>88.4</b>	<b>43</b>	<b>227</b>	<b>5.3</b>	<b>26</b>	<b>1</b>

**SINGLE-GAME HIGHS: QUARTERBACK**

<b>Pass Attempts</b>	34 at New Orleans Saints, Dec 17, 2023 31 vs. Tampa Bay Buccaneers, Nov 24, 2024 27 at Dallas Cowboys, Nov 12, 2023 26 at Washington Commanders, Nov 19, 2023 25 vs. New England Patriots, Nov 26, 2023	<b>Passer Rating</b>	137.7 at Washington Commanders, Nov 19, 2023 113.9 vs. Green Bay Packers, Dec 11, 2023 103.9 vs. New England Patriots, Nov 26, 2023 95.8 vs. Philadelphia Eagles, Jan 07, 2024 83.9 vs. Tampa Bay Buccaneers, Nov 24, 2024
<b>Pass Completions</b>	21 vs. Tampa Bay Buccaneers, Nov 24, 2024 20 at New Orleans Saints, Dec 17, 2023 18 at Washington Commanders, Nov 19, 2023 17 vs. Green Bay Packers, Dec 11, 2023 17 vs. New England Patriots, Nov 26, 2023	<b>Rush Attempts</b>	10 vs. Green Bay Packers, Dec 11, 2023 7 vs. Tampa Bay Buccaneers, Nov 24, 2024 7 at Dallas Cowboys, Nov 12, 2023 5 vs. New England Patriots, Nov 26, 2023 4 at New Orleans Saints, Dec 17, 2023 ...2 more at 4.
<b>Yards Passing</b>	246 at Washington Commanders, Nov 19, 2023 191 vs. New England Patriots, Nov 26, 2023 189 vs. Tampa Bay Buccaneers, Nov 24, 2024 177 at New Orleans Saints, Dec 17, 2023 175 at Las Vegas Raiders, Nov 05, 2023	<b>Rushing Yards</b>	71 vs. Green Bay Packers, Dec 11, 2023 41 at Dallas Cowboys, Nov 12, 2023 36 at New Orleans Saints, Dec 17, 2023 32 vs. Tampa Bay Buccaneers, Nov 24, 2024 17 at Las Vegas Raiders, Nov 05, 2023
<b>TD Passes</b>	3 at Washington Commanders, Nov 19, 2023 2 at Dallas Cowboys, Nov 12, 2023 1 vs. Green Bay Packers, Dec 11, 2023 1 vs. New England Patriots, Nov 26, 2023 1 at Las Vegas Raiders, Nov 05, 2023	<b>Rushing Average</b>	7.1 vs. Green Bay Packers, Dec 11, 2023 5.9 at Dallas Cowboys, Nov 12, 2023 4.6 vs. Tampa Bay Buccaneers, Nov 24, 2024
<b>Long Passes</b>	41 vs. New England Patriots, Nov 26, 2023 40t at Washington Commanders, Nov 19, 2023 34 at Las Vegas Raiders, Nov 05, 2023 33 at New Orleans Saints, Dec 17, 2023 32 vs. Green Bay Packers, Dec 11, 2023	<b>Longest Runs</b>	26 vs. Green Bay Packers, Dec 11, 2023 19 at Dallas Cowboys, Nov 12, 2023 17 vs. Tampa Bay Buccaneers, Nov 24, 2024 14 at New Orleans Saints, Dec 17, 2023 14 at New Orleans Saints, Dec 17, 2023
<b>Completion Percentage</b>	81.0 vs. Green Bay Packers, Dec 11, 2023 75.0 at Las Vegas Raiders, Nov 05, 2023 69.2 at Washington Commanders, Nov 19, 2023 68.0 vs. New England Patriots, Nov 26, 2023 67.7 vs. Tampa Bay Buccaneers, Nov 24, 2024	<b>Rushing TDs</b>	1 vs. New York Jets, Oct 29, 2023

**2023 GAME-BY-GAME REGULAR-SEASON STATISTICS (GIANTS)**


DATE	OPPONENT	P/S	PASSING													RUSHING				W/L	SCORE
			ATT	CMP	YDS	PCT	Y/A	Y/C	TD	INT	LG	SK/YD	RATE	ATT	YDS	LG	TD				
09/10	Cowboys																			L	0-40
09/17	at Cardinals																			W	31-28
09/21	at 49ers																			L	12-30
10/02	Seahawks																			L	3-24
10/08	at Dolphins																			L	16-31
10/15	at Bills																			L	9-14
10/22	Commanders																			W	14-7
10/29	Jets	P	7	2	-1	28.6	-0.1	-0.5	0	0	0	2/9	39.6	4	12	6t	1			L	10-13+
11/05	at Raiders	P	20	15	175	75.0	8.8	11.7	1	2	34	6/29	78.1	4	17	5	0			L	6-30
11/12	at Cowboys	S	27	14	86	51.9	3.2	6.1	2	1	26	5/25	67.8	7	41	19	0			L	17-49
11/19	at Commanders	S	26	18	246	69.2	9.5	13.7	3	0	40t	9/45	137.7	1	7	7	0			W	31-19
11/26	Patriots	S	25	17	191	68.0	7.6	11.2	1	0	41	6/29	103.9	5	6	5	0			W	10-7
12/11	Packers	S	21	17	158	81.0	7.5	9.3	1	0	32	0/0	113.9	10	71	26	0			W	24-22
12/17	at Saints	S	34	20	177	58.8	5.2	8.9	0	0	33	7/57	72.8	4	36	14	0			L	6-24
12/25	at Eagles	S	16	9	55	56.3	3.4	6.1	0	0	14	1/2	63.3	1	5	5	0			L	25-33
12/31	Rams																			L	25-26
01/07	Eagles	P	2	2	14	100.0	7.0	7.0	0	0	9	1/0	95.8	0	0	0	0			W	27-10
<b>2023 TOTALS</b>		<b>9-6</b>	<b>178</b>	<b>114</b>	<b>1,101</b>	<b>64.0</b>	<b>6.2</b>	<b>9.7</b>	<b>8</b>	<b>3</b>	<b>41</b>	<b>37/196</b>	<b>89.2</b>	<b>36</b>	<b>195</b>	<b>26</b>	<b>1</b>	<b>6-11</b>			

+ - Overtime

2024 GAME-BY-GAME REGULAR-SEASON STATISTICS (GIANTS)

DATE	OPPONENT	P/S	PASSING										RUSHING				W/L	SCORE		
			ATT	CMP	YDS	PCT	Y/A	Y/C	TD	INT	LG	SK/YD	RATE	ATT	YDS	LG			TD	
09/08	Vikings																		L	6-28
09/15	at Commanders																		L	18-21
09/22	at Browns																		W	21-15
09/26	Cowboys																		L	15-20
10/06	at Seahawks																		W	29-20
10/13	Bengals																		L	7-17
10/20	Eagles																		L	3-28
10/28	at Steelers																		L	18-26
11/03	Commanders																		L	22-27
11/10	at Panthers																		L	17-20+
11/24	Buccaneers	S	31	21	189	67.7	6.1	9.0	0	0	23	4/23	83.9	7	32	17	0	L	7-30	
11/28	at Cowboys																		L	20-27
<b>2024 TOTALS</b>		<b>1-1</b>	<b>31</b>	<b>21</b>	<b>189</b>	<b>67.7</b>	<b>6.1</b>	<b>9.0</b>	<b>0</b>	<b>0</b>	<b>23</b>	<b>4/23</b>	<b>83.9</b>	<b>7</b>	<b>32</b>	<b>17</b>	<b>0</b>	<b>2-10</b>		

+ - Overtime



# GREG DULCICH

[dul-SICH]

HEIGHT: 6-4  
 WEIGHT: 245  
 COLLEGE: UCLA  
 HOW ACQUIRED: W(DEN)-'24  
 NFL EXP.:  
 GIANTS EXP.: 1ST YEAR

TE

89

## GREG DULCICH'S NFL REGULAR SEASON RUSHING/RECEIVING STATISTICS

DATE	TEAM	GP	GS	RECEIVING					RUSHING				
				NO.	YDS.	AVG.	LG	TD	NO.	YDS.	AVG.	LG	TD
2022	Broncos	10	6	33	411	12.5	39†	2	0	0	0.0	0	0
2023	Broncos	2	1	3	25	8.3	13	0	0	0	0.0	0	0
2024	Broncos	4	3	5	28	5.6	9	0	0	0	0.0	0	0
				Went from Denver to N.Y. Giants.									
2024	Giants	0	0	0	0	0.0	0	0	0	0	0.0	0	0
2024	TOTAL	4	3	5	28	5.6	9	0	0	0	0.0	0	0
NFL TOTALS		16	10	41	464	11.3	39†	2	0	0	0.0	0	0

## GREG DULCICH'S NFL REGULAR SEASON RETURN STATISTICS

DATE	TEAM	KICKOFF RETURNS					PUNT RETURNS					
		RET.	YDS.	AVG.	LG	TD	NO.	FC	YDS.	AVG.	LG	TD
2022	Broncos	0	0	0.0	0	0	0	0	0	0.0	0	0
2023	Broncos	0	0	0.0	0	0	0	0	0	0.0	0	0
2024	Broncos	0	0	0.0	0	0	0	0	0	0.0	0	0
		Went from Denver to N.Y. Giants.										
2024	Giants	0	0	0.0	0	0	0	0	0	0.0	0	0
2024	TOTAL	0	0	0.0	0	0	0	0	0	0.0	0	0
NFL TOTALS		0	0	0.0	0	0	0	0	0	0.0	0	0

### SINGLE-GAME HIGHS: RECEIVING

#### Receptions

6 at Baltimore Ravens, Dec 04, 2022  
 6 vs. New York Jets, Oct 23, 2022  
 4 at Los Angeles Rams, Dec 25, 2022  
 4 vs. Las Vegas Raiders, Nov 20, 2022  
 ...1 more at 4.

#### Receiving Yards

87 at Jacksonville Jaguars, Oct 30, 2022  
 85 at Baltimore Ravens, Dec 04, 2022  
 51 vs. New York Jets, Oct 23, 2022  
 44 at Los Angeles Chargers, Oct 17, 2022  
 42 vs. Kansas City Chiefs, Dec 11, 2022

#### Receiving Average

21.8 at Jacksonville Jaguars, Oct 30, 2022  
 14.2 at Baltimore Ravens, Dec 04, 2022  
 14.0 vs. Kansas City Chiefs, Dec 11, 2022  
 9.8 at Los Angeles Rams, Dec 25, 2022  
 8.5 vs. New York Jets, Oct 23, 2022

#### Longest Receptions

39† at Los Angeles Chargers, Oct 17, 2022  
 38 at Jacksonville Jaguars, Oct 30, 2022  
 30 at Baltimore Ravens, Dec 04, 2022  
 23 vs. Kansas City Chiefs, Dec 11, 2022  
 22 at Baltimore Ravens, Dec 04, 2022  
 ...1 more at 22.

#### Receiving TDs

1 at Los Angeles Rams, Dec 25, 2022  
 1 at Los Angeles Chargers, Oct 17, 2022

#### All-Purpose Yards

87 at Jacksonville Jaguars, Oct 30, 2022  
 85 at Baltimore Ravens, Dec 04, 2022  
 51 vs. New York Jets, Oct 23, 2022

#### Most TDs

44 at Los Angeles Chargers, Oct 17, 2022  
 42 vs. Kansas City Chiefs, Dec 11, 2022  
 1 at Los Angeles Rams, Dec 25, 2022  
 1 at Los Angeles Chargers, Oct 17, 2022

#### Scrimmage Yards

87 at Jacksonville Jaguars, Oct 30, 2022  
 85 at Baltimore Ravens, Dec 04, 2022  
 51 vs. New York Jets, Oct 23, 2022  
 44 at Los Angeles Chargers, Oct 17, 2022  
 42 vs. Kansas City Chiefs, Dec 11, 2022



2022 GAME-BY-GAME REGULAR-SEASON STATISTICS (BRONCOS)

DATE	OPPONENT	P/S	RECEIVING					RUSHING					W/L	SCORE				
			NO.	YDS.	AVG.	LG	TD	NO.	YDS.	AVG.	LG	TD						
09/12	at Seahawks													L	16-17			
09/18	Texans													W	16-9			
09/25	49ers													W	11-10			
10/02	at Raiders													L	23-32			
10/06	Colts													L	9-12+			
10/17	at Chargers													L	16-19+			
10/23	Jets	P	6	51	8.5	16	0	0	0	0.0	0	0	0	L	9-16			
10/30	at Jaguars	S	4	87	21.8	38	0	0	0	0.0	0	0	0	W	21-17			
11/13	at Titans	S	1	11	11.0	11	0	0	0	0.0	0	0	0	L	10-17			
11/20	Raiders	S	4	30	7.5	15	0	0	0	0.0	0	0	0	L	16-22+			
11/27	at Panthers	P	2	11	5.5	9	0	0	0	0.0	0	0	0	L	10-23			
12/04	at Ravens	P	6	85	14.2	30	0	0	0	0.0	0	0	0	L	9-10			
12/11	Chiefs	S	3	42	14.0	23	0	0	0	0.0	0	0	0	L	28-34			
12/18	Cardinals	S	1	11	11.0	11	0	0	0	0.0	0	0	0	W	24-15			
12/25	at Rams	S	4	39	9.8	11†	1	0	0	0.0	0	0	0	L	14-51			
01/01	at Chiefs													L	24-27			
01/08	Chargers													W	31-28			
<b>2022 TOTALS</b>							<b>9-6</b>	<b>31</b>	<b>367</b>	<b>11.8</b>	<b>38</b>	<b>1</b>	<b>0</b>	<b>0</b>	<b>0.0</b>	<b>0</b>	<b>0</b>	<b>5-12</b>

+ - Overtime

2023 GAME-BY-GAME REGULAR-SEASON STATISTICS (BRONCOS)

DATE	OPPONENT	P/S	RECEIVING					RUSHING					W/L	SCORE				
			NO.	YDS.	AVG.	LG	TD	NO.	YDS.	AVG.	LG	TD						
09/10	Raiders	S	2	22	11.0	13	0	0	0	0.0	0	0	0	L	16-17			
09/17	Commanders													L	33-35			
09/24	at Dolphins													L	20-70			
10/01	at Bears													W	31-28			
10/08	Jets													L	21-31			
10/12	at Chiefs	P	1	3	3.0	3	0	0	0	0.0	0	0	0	L	8-19			
10/22	Packers													W	19-17			
10/29	Chiefs													W	24-9			
11/13	at Bills													W	24-22			
11/19	Vikings													W	21-20			
11/26	Browns													W	29-12			
12/03	at Texans													L	17-22			
12/10	at Chargers													W	24-7			
12/16	at Lions													L	17-42			
12/24	Patriots													L	23-26			
12/31	Chargers													W	16-9			
01/07	at Raiders													L	14-27			
<b>2023 TOTALS</b>							<b>2-1</b>	<b>3</b>	<b>25</b>	<b>8.3</b>	<b>13</b>	<b>0</b>	<b>0</b>	<b>0</b>	<b>0.0</b>	<b>0</b>	<b>0</b>	<b>8-9</b>

2024 GAME-BY-GAME REGULAR-SEASON STATISTICS (BRONCOS/GIANTS)

DATE	OPPONENT	P/S	RECEIVING					RUSHING					W/L	SCORE				
			NO.	YDS.	AVG.	LG	TD	NO.	YDS.	AVG.	LG	TD						
09/08	at Seahawks	S	2	12	6.0	7	0	0	0	0.0	0	0	0	L	20-26			
09/15	Steelers	P	3	16	5.3	9	0	0	0	0.0	0	0	0	L	6-13			
09/22	at Buccaneers	S	0	0	0.0	0	0	0	0	0.0	0	0	0	W	26-7			
09/29	at Jets	S	0	0	0.0	0	0	0	0	0.0	0	0	0	W	10-9			
10/06	Raiders													W	34-18			
10/13	Chargers													L	16-23			
10/17	at Saints													W	33-10			
10/27	Panthers													W	28-14			
11/03	at Ravens													L	10-41			
11/10	at Chiefs													L	14-16			
11/17	Falcons													W	38-6			
11/24	at Raiders													W	29-19			
11/28	at Cowboys													L	20-27			
<b>2024 TOTALS</b>							<b>4-3</b>	<b>5</b>	<b>28</b>	<b>5.6</b>	<b>9</b>	<b>0</b>	<b>0</b>	<b>0</b>	<b>0.0</b>	<b>0</b>	<b>0</b>	<b>7-6</b>

Went from **Broncos** to **Giants**.

ON INACTIVE LIST



# CORY DURDEN

DT

X

HEIGHT: 6-4  
 WEIGHT: 316  
 COLLEGE: NORTH CAROLINA STATE  
 HOW ACQUIRED: FA-'24  
 NFL EXP.:  
 GIANTS EXP.: R

## CORY DURDEN'S NFL REGULAR SEASON DEFENSIVE STATISTICS

DATE	TEAM	GP	GS	TACKLES								INTERCEPTIONS					O. FUMB				ST				MISC								
				TK	S	A	TFL	YDS	SK	YDS	QBH	NO	YDS	LG	TD	PD	FF	FR	TD	YDS	TK	S	A	FF	FR	S	A						
2023	Lions	0	0	0	0	0	0	0	0.0	0.0	0	0	0	0	0	0	0	0	0	0	0	0	0	0	0	0	0	0	0	0	0	0	0
Went from Detroit to L.A. Rams.																																	
2023	Rams	1	0	3	1	2	0	0	0.0	0.0	0	0	0	0	0	0	0	0	0	0	0	0	0	0	0	0	0	0	0	0	0	0	0
2023	TOTAL	1	0	3	1	2	0	0	0.0	0.0	0	0	0	0	0	0	0	0	0	0	0	0	0	0	0	0	0	0	0	0	0	0	0
2024	Rams	0	0	0	0	0	0	0	0.0	0.0	0	0	0	0	0	0	0	0	0	0	0	0	0	0	0	0	0	0	0	0	0	0	0
NFL TOTALS		1	0	3	1	2	0	0	0.0	0.0	0	0	0	0	0	0	0	0	0	0	0	0	0	0	0	0	0	0	0	0	0	0	0

## CORY DURDEN'S NFL POSTSEASON DEFENSIVE STATISTICS

DATE	TEAM	GP	GS	TACKLES								INTERCEPTIONS					O. FUMB				ST				MISC								
				TK	S	A	TFL	YDS	SK	YDS	QBH	NO	YDS	LG	TD	PD	FF	FR	TD	YDS	TK	S	A	FF	FR	S	A						
2023	Rams	0	0	0	0	0	0	0	0.0	0.0	0	0	0	0	0	0	0	0	0	0	0	0	0	0	0	0	0	0	0	0	0	0	0
NFL TOTALS		0	0	0	0	0	0	0	0.0	0.0	0	0	0	0	0	0	0	0	0	0	0	0	0	0	0	0	0	0	0	0	0	0	0

## 2023 GAME-BY-GAME REGULAR-SEASON STATISTICS (RAMS)

DATE	OPPONENT	P/S	TACKLES								INTERCEPTIONS					O. FUMB				ST				MISC				W/L	SCORE							
			TK	S	A	SK	YDS	TFL	YDS	QBH	NO	YDS	LG	TD	PD	FF	FR	TD	YDS	TK	S	A	FF	FR	S	A										
11/05	at Packers		PRACTICE SQUAD																																L	3-20
2023 TOTALS			0	0	0	0.0	0.0	0	0	0	0	0	0	0	0	0	0	0	0	0	0	0	0	0	0	0	0	0	0	0	0	0	0	0-1		

## 2024 GAME-BY-GAME REGULAR-SEASON STATISTICS (RAMS)

DATE	OPPONENT	P/S	TACKLES								INTERCEPTIONS					O. FUMB				ST				MISC				W/L	SCORE							
			TK	S	A	SK	YDS	TFL	YDS	QBH	NO	YDS	LG	TD	PD	FF	FR	TD	YDS	TK	S	A	FF	FR	S	A										
09/08	at Lions		PRACTICE SQUAD																																L	20-26+
09/15	at Cardinals		PRACTICE SQUAD																																L	10-41
09/22	49ers		PRACTICE SQUAD																																W	27-24
09/29	at Bears		PRACTICE SQUAD																																L	18-24
10/06	Packers		PRACTICE SQUAD																																L	19-24
10/20	Raiders		PRACTICE SQUAD																																W	20-15
10/24	Vikings		PRACTICE SQUAD																																W	30-20
11/03	at Seahawks		PRACTICE SQUAD																																W	26-20+
11/11	Dolphins		PRACTICE SQUAD																																L	15-23
11/17	at Patriots		PRACTICE SQUAD																																W	28-22
11/24	Eagles		PRACTICE SQUAD																																L	20-37
12/01	at Saints		PRACTICE SQUAD																																W	21-14
2024 TOTALS			0	0	0	0.0	0.0	0	0	0	0	0	0	0	0	0	0	0	0	0	0	0	0	0	0	0	0	0	0	0	0	0	6-6			

+ - Overtime

## 2023 GAME-BY-GAME POSTSEASON STATISTICS (RAMS)

DATE	OPPONENT	P/S	TACKLES								INTERCEPTIONS					O. FUMB				ST				MISC				W/L	SCORE							
			TK	S	A	SK	YDS	TFL	YDS	QBH	NO	YDS	LG	TD	PD	FF	FR	TD	YDS	TK	S	A	FF	FR	S	A										
01/14	at Lions		PRACTICE SQUAD																																L	23-24
2023 TOTALS			0	0	0	0.0	0.0	0	0	0	0	0	0	0	0	0	0	0	0	0	0	0	0	0	0	0	0	0	0	0	0	0	0-1			



# JERMAINE ELUEMUNOR

(eh-LOO-muh-norr)

HEIGHT: 6-4  
 WEIGHT: 330  
 COLLEGE: TEXAS A&M  
 HOW ACQUIRED: FA-'24  
 NFL EXP.: 8TH YEAR  
 GIANTS EXP.: 1ST YEAR

# 72

## TRANSACTIONS

- » Originally a 5th-round (159th pick overall) draft choice by the Baltimore Ravens in 2017...Waived by Baltimore on Sept. 22, 2018 and signed to the Ravens' practice squad on Sept. 25, 2018...Signed to Ravens' active roster, Oct. 23, 2018...Acquired via trade by New England Patriots, Aug. 29, 2019...Signed as a free agent by the Miami Dolphins on June 14, 2021...Released by Miami on 24, 2021... Signed by the Jacksonville Jaguars on Aug. 28, 2021...Released by Jacksonville on Aug. 31, 2021...Signed by the Las Vegas Raiders on Sept. 2, 2021...Signed as a free agent by the Giants on March 13, 2024.

## CAREER HIGHLIGHTS

- » Eluemunor has played in 98 regular-season games with 56 starts – 41 at right tackle, 9 at left tackle, and 6 at right guard – for Baltimore (2017-18), New England (2019-20), Las Vegas (2021-23) and the Giants (2024)...Played in 2 postseason games...Also spent time with Miami and Jacksonville...Did not miss a game in either of the last 2 seasons.
- » In 2023, played in all 17 games with 14 starts, including 12 at right tackle and 2 at left tackle.
- » In 2022, started a career-high 17 games – 15 at right tackle and one each at left tackle and right guard. Part of an offensive line that helped the Raiders rush for 2,059 yards, their highest total since 2011.
- » In 2021, spent time with Miami and Jacksonville before joining the Raiders prior to the start of the regular season...Played in 14 regular-season games with 3 starts at right guard and played in the AFC Wild Card Game at Cincinnati (1/15).
- » In 2020, played in 12 games with 8 starts – 5 at right tackle and 3 at left tackle...Spent 3 games at injured reserve.
- » In his first season with the Patriots in 2019, played in 10 games...The only season in his career he did not start a game...Inactive for five games.
- » In 2018, played in 9 games with one start...Inactive for 2 games and spent 4 games on the team's practice squad...Started at left tackle vs Pittsburgh (11/4)...Played on special teams and as a reserve offensive lineman in the AFC Wild Card Game vs. the Chargers (1/6).
- » As a rookie in 2017, played in 8 games with 2 starts for the Ravens...Inactive for 8 games...Named to the 2017 PFWA All-Rookie Team...Played right guard for 15 snaps in his NFL debut at Jacksonville (9/24)...Made first NFL start at right guard vs. Chicago (10/15)...Also started at Minnesota (10/22).

## COLLEGE

- » Played 25 games with 13 starts in 2 years at Texas A&M after transferring from Lackawanna College in Scranton, Pa....Made 8 starts at right tackle, 4 at right guard and one at left guard...As a senior, started 12 games with 8 at right tackle and 4 at right guard...Anchored an offensive line that helped the Aggies rank No. 3 in the Southeastern Conference and No. 24 in the nation in total offense (467.0 avg.)... As a junior, played in all 13 games with one start at left guard...Redshirted one year after transferring...As a sophomore at Lackawanna College, played in 10 games and was named 2nd-team All-Northeast Conference...Helped team average 379 yards of total offense per game...As a freshman, played in 10 games.

## PERSONAL

- » Attended Morris Knolls High School in Denville, N.J., about 30 miles from MetLife Stadium...Native of London, England, where he played soccer and rugby...Played football for the first time in high school...Also lettered in wrestling, compiling a 30-7 record and reaching the New Jersey state finals as a senior...Last name is pronounced eh-LOO-muh-norr.

### JERMAINE ELUEMUNOR'S NFL REGULAR SEASON STATISTICS

DATE	TEAM	GP	GS
2017	Ravens	8	2
2018	Ravens	9	1
2019	Patriots	10	0
2020	Patriots	12	8
2021	Raiders	14	3
2022	Raiders	17	17
2023	Raiders	17	14
2024	Giants	11	11
<b>NFL TOTALS</b>		<b>98</b>	<b>56</b>

### JERMAINE ELUEMUNOR'S NFL POSTSEASON STATISTICS

DATE	TEAM	GP	GS
2018	Ravens	1	0
2019	Patriots	0	0
2021	Raiders	1	0
<b>NFL TOTALS</b>		<b>2</b>	<b>0</b>

### 2024 GAME-BY-GAME REGULAR-SEASON STATISTICS (GIANTS)

DATE	OPPONENT	P/S	W/L	SCORE
09/08	Vikings	S	L	6-28
09/15	at Commanders	S	L	18-21
09/22	at Browns	S	W	21-15
09/26	Cowboys	S	L	15-20
10/06	at Seahawks	S	W	29-20
10/13	Bengals	S	L	7-17
10/20	Eagles	S	L	3-28
10/28	at Steelers	S	L	18-26
11/03	Commanders	S	L	22-27
11/10	at Panthers	S	L	17-20+
11/24	Buccaneers	S	L	7-30
11/28	at Cowboys		L	20-27
<b>2024 TOTALS</b>		<b>11-11</b>		<b>2-10</b>

INACTIVE

+ - Overtime



# JOSHUA EZEUDU

[ee-ZOO-doo]

HEIGHT: 6-4  
 WEIGHT: 310  
 COLLEGE: NORTH CAROLINA  
 HOW ACQUIRED: D3-'22  
 NFL EXP.: 3RD YEAR  
 GIANTS EXP.: 3RD YEAR

OL

75

## TRANSACTIONS

- » Originally a 3rd-round (67th pick overall) draft choice by the Giants in 2022.

## 2024 SEASON HIGHLIGHTS

- » Made his first start of the season in Week 7 against Philadelphia (10/20).

## CAREER HIGHLIGHTS

- » Has played in 28 games with 8 starts in 3 seasons with the Giants.
- » In 2023, played in 6 games with 5 starts...Placed on injured reserve with a toe injury on Oct. 18...Started 5 consecutive games at left tackle for an injured Andrew Thomas from Sept. 17 at Arizona to Oct. 15 at Buffalo, where he was injured.
- » As a rookie in 2022, played in 10 games with 2 starts at left guard...Made his NFL debut at Tennessee (9/11)...Started for the first time at left guard in place of an injured Ben Bredeson at Seattle (10/30)...Started at left guard vs. Houston (11/13).
- » Inactive with a neck injury at Dallas (11/24), vs. Washington (12/4) and vs. Philadelphia (12/11)...Placed on injured reserve on Dec. 17.

## COLLEGE

- » In 3 seasons at UNC, Ezeudu played in 36 games with 28 starts – 20 at left guard, 6 at left tackle and 2 at right tackle...Played every position on the line except center.
- » In 2021, played in 12 games with 11 starts – 7 at left guard, 4 at left tackle...Missed one game due to injury...Team captain...All-ACC honorable mention...Blocked for an offense that averaged 35.2 points per game (3rd in the ACC), 468.2 total yards per game (4th in the ACC), including 212.5 rushing yards per game (2nd in the ACC).
- » In 2020, started all 10 games in which he played – 7 at left guard, 2 at right tackle, one at left tackle...Missed the first 2 games of the season...Selected 3rd-team All-ACC...As a redshirt freshman in 2019, played in all 13 games with 7 starts – 6 at left guard, one at left tackle...Named to ACC All-Academic Team...Made first career start at left tackle vs. Appalachian State and played a season-high 84 snaps...Started the final 5 games of the season at left guard.
- » In 2018, played vs. Western Carolina before redshirting.

## PERSONAL

- » Graduated in December 2021 with a degree in sports administration...Grew up outside of Atlanta after his mother (Fehintola) moved to the United States from Nigeria in 1999 when she was pregnant with him...Developed an early love for basketball and soccer and didn't play football until high school...Attended Archer High School in Lawrenceville, Ga., where he joined the football team as a freshman, initially on the defensive line...Moved to the offensive line as a sophomore...As a junior, became the starting right tackle before moving to left tackle as a senior in 2017, when he earned all-county honors and leading Archer to a 12-1 record, a conference title and to the Georgia 7A state quarterfinals...Son of Raphael and Fehintola Ezeudu.

### JOSHUA EZEUDU'S NFL REGULAR SEASON STATISTICS

DATE	TEAM	GP	GS
2022	Giants	10	2
2023	Giants	6	5
2024	Giants	12	1
<b>NFL TOTALS</b>		<b>28</b>	<b>8</b>

### JOSHUA EZEUDU'S NFL POSTSEASON STATISTICS

DATE	TEAM	GP	GS
2022	Giants	0	0
<b>NFL TOTALS</b>		<b>0</b>	<b>0</b>

**2024 GAME-BY-GAME REGULAR-SEASON STATISTICS (GIANTS)**

DATE	OPPONENT	P/S	W/L	SCORE
09/08	Vikings	P	L	6-28
09/15	at Commanders	P	L	18-21
09/22	at Browns	P	W	21-15
09/26	Cowboys	P	L	15-20
10/06	at Seahawks	P	W	29-20
10/13	Bengals	P	L	7-17
10/20	Eagles	S	L	3-28
10/28	at Steelers	P	L	18-26
11/03	Commanders	P	L	22-27
11/10	at Panthers	P	L	17-20+
11/24	Buccaneers	P	L	7-30
11/28	at Cowboys	P	L	20-27
<b>2024 TOTALS</b>		<b>12-1</b>	<b>2-10</b>	

+ - Overtime



# COR'DALE FLOTT

[coor-dale]

HEIGHT: 6-2  
WEIGHT: 175  
COLLEGE: LSU  
HOW ACQUIRED: D3-'22  
NFL EXP.: 3RD YEAR  
GIANTS EXP.: 3RD YEAR

CB

28

## TRANSACTIONS

- » Originally a 3rd-round (81st pick overall) draft choice by the Giants in 2022.

## 2024 SEASON HIGHLIGHTS

- » Notched 5 tackles (4 solo) and two passes defended in Week 13 at Dallas (11/28).
- » Recorded 3 tackles (2 solo) and one pass defense in Week 10 against Carolina (11/10).
- » Totaled 5 tackles (4 solo) and a tackle for loss in Week 9 against Washington (11/3).
- » Had 4 tackles (3 solo) and 2 passes defended against Dallas (9/26).
- » Posted a career high 9 tackles (7 solo) and a tackle for loss against Cleveland (9/22).
- » Made his second consecutive start and posted 5 tackles (4 solo) against Washington (9/15).

## CAREER HIGHLIGHTS

- » In 3 seasons with the Giants, has played in 36 regular-season games with 22 starts and played in 2 postseason games...Totals include 107 tackles (70 solo), one interception, 13 passes defended, and 2 forced fumbles.
- » In 2023, played in 14 games with 7 starts...Inactive vs. Dallas (9/10) and at San Francisco (9/21)...Did not play at Arizona (9/17)...Recorded 36 tackles (25 solo), one interception, 5 passes defended, and one forced fumble...Picked off a Dak Prescott pass for his first career interception at Dallas (11/12)...Forced a fumble by Logan Thomas that was recovered by Xavier McKinney at Washington (11/19)...Tied his career high with 5 tackles (4 solo) vs. Green Bay (12/11).
- » As a rookie in 2022, played in 11 regular-season games with 6 starts and played in both Giants' postseason games...Missed 6 games with a calf injury...Totaled 25 tackles (14 solo) and 2 passes defended.
- » Made NFL debut at Tennessee (9/11)...Recorded one solo tackle in his first career start, vs. Carolina (9/18)...Posted 4 tackles (3 solo) vs. Dallas (9/26)...Inactive vs. Chicago (10/2), at Green Bay (in London 10/9), vs. Baltimore (10/16), at Jaguars (10/23), at Seahawks (10/30)...Did not play vs. Houston (11/13).
- » In his return, forced a fumble and had one pass defended vs. Detroit (11/20)...Started at Dallas and registered a season-high 5 tackles (4 solo)...Started the final 3 games of the regular season: at Minnesota (12/24), vs. Indianapolis (1/1) and at Philadelphia, where he also broke up a pass intended for tight end Dallas Goedert in the end zone (1/8).
- » Had one pass defended in the NFC Wild Card Game at Minnesota (1/15) and played in the divisional round at Philadelphia (1/21).

## COLLEGE

- » Flott played in 35 games with 21 starts in 3 seasons at LSU...Collected 99 tackles (68 solo), 5.5 stops for loss, 12 passes defended, 1 interception and 2 forced fumbles...Played outside on the corner, in the slot and at safety...In 2021, played in 11 games with 10 starts...Finished with 41 tackles (28 solo), one interception and 4 passes defended...As a sophomore in 2020, started all 10 games...Recorded a career-high 43 tackles (31 solo), 4.5 tackles for loss, 4 pass breakups and one forced fumble...In 2019, played in 14 games with one start as a true freshman for a Tigers team that won the national championship...Had 15 tackles (9 solo), 4 passes defended and one quarterback hurry...Played in the national championship game vs. Clemson.

## PERSONAL

- » Three-year starter for Saraland (Ala.) High School...As a senior in 2018, played wide receiver and cornerback and helped his team compile a 13-2 record and advance to the Alabama Class 6A State Championship Game...Recorded 31 tackles, 3 forced fumbles, 6 pass six pass breakups and one interception...Added 180 yards and 2 touchdowns on 12 carries and 28 receptions for 502 yards and one score...In 2017, compiled 54 tackles, 20 pass breakups and 2 interceptions...Invited to play in the Alabama- Mississippi All-Star Game...Has an older brother and a sister...Brother (Wydale) was a cornerback at Southern Mississippi...Initially committed to Auburn before flipping to LSU.

### COR'DALE FLOTT'S NFL REGULAR SEASON DEFENSIVE STATISTICS

DATE	TEAM	GP	GS	TACKLES							INTERCEPTIONS					O. FUMB				ST				MISC		
				TK	S	A	TFL	YDS	SK	YDS	QBH	NO	YDS	LG	TD	PD	FF	FR	TD	YDS	TK	S	A	FF	FR	S
2022	Giants	11	6	25	14	11	0	0	0.0	0.0	0	0	0	0	0	2	1	0	0	0	1	1	0	0	0	0
2023	Giants	14	7	36	25	11	0	0	0.0	0.0	0	1	21	21	0	5	1	0	0	0	0	0	0	0	0	
2024	Giants	11	9	45	30	15	2	3	0.0	0.0	0	0	0	0	6	0	0	0	0	0	0	0	0	0	0	
<b>NFL TOTALS</b>		<b>36</b>	<b>22</b>	<b>106</b>	<b>69</b>	<b>37</b>	<b>2</b>	<b>3</b>	<b>0.0</b>	<b>0.0</b>	<b>0</b>	<b>1</b>	<b>21</b>	<b>21</b>	<b>0</b>	<b>13</b>	<b>2</b>	<b>0</b>	<b>0</b>	<b>0</b>	<b>1</b>	<b>1</b>	<b>0</b>	<b>0</b>	<b>0</b>	

### COR'DALE FLOTT'S NFL POSTSEASON DEFENSIVE STATISTICS

DATE	TEAM	GP	GS	TACKLES							INTERCEPTIONS					O. FUMB				ST				MISC	
				TK	S	A	TFL	YDS	SK	YDS	QBH	NO	YDS	LG	TD	PD	FF	FR	TD	YDS	TK	S	A	FF	FR
2022	Giants	2	0	0	0	0	0	0	0.0	0.0	0	0	0	0	1	0	0	0	0	0	0	0	0	0	0
<b>NFL TOTALS</b>		<b>2</b>	<b>0</b>	<b>0</b>	<b>0</b>	<b>0</b>	<b>0</b>	<b>0</b>	<b>0.0</b>	<b>0.0</b>	<b>0</b>	<b>0</b>	<b>0</b>	<b>0</b>	<b>1</b>	<b>0</b>	<b>0</b>	<b>0</b>	<b>0</b>	<b>0</b>	<b>0</b>	<b>0</b>	<b>0</b>	<b>0</b>	<b>0</b>

#### SINGLE-GAME HIGHS: DEFENSIVE

**Total Tackles** 10 at Cleveland Browns, Sep 22, 2024  
 6 vs. Los Angeles Rams, Dec 31, 2023  
 6 vs. Washington Commanders, Oct 22, 2023  
 5 at Dallas Cowboys, Nov 28, 2024  
 5 vs. Washington Commanders, Nov 03, 2024  
 ...3 more at 5.

**Solo Tackles** 7 at Cleveland Browns, Sep 22, 2024  
 4 at Dallas Cowboys, Nov 28, 2024  
 4 vs. Washington Commanders, Nov 03, 2024  
 4 at Washington Commanders, Sep 15, 2024  
 ...3 more at 4.

**Passes Defensed** 2 at Dallas Cowboys, Nov 28, 2024  
 2 vs. Dallas Cowboys, Sep 26, 2024  
 2 vs. New York Jets, Oct 29, 2023  
 1 at Carolina Panthers, Nov 10, 2024  
 ...6 more at 1.


**Tackles For Loss** 1 at Cleveland Browns, Sep 22, 2024  
**Interception Return Yards** 21 at Dallas Cowboys, Nov 12, 2023  
**Special Teams Tackles** 1 vs. Detroit Lions, Nov 20, 2022

#### 2024 GAME-BY-GAME REGULAR-SEASON STATISTICS (GIANTS)

DATE	OPPONENT	P/S	TACKLES							INTERCEPTIONS					O. FUMB				ST				MISC		SCORE																			
			TK	S	A	SK	YDS	TFL	YDS	QBH	NO	YDS	LG	TD	PD	FF	FR	TD	YDS	TK	S	A	FF	FR		S	A	W/L																
09/08	Vikings	P	3	1	2	0.0	0.0	0	0	0	0	0	0	0	0	0	0	0	0	0	0	0	0	0	0	L	6-28																	
09/15	at Commanders	S	5	4	1	0.0	0.0	0	0	0	0	0	0	0	0	0	0	0	0	0	0	0	0	0	0	L	18-21																	
09/22	at Browns	S	10	7	3	0.0	0.0	1	2	0	0	0	0	0	0	0	0	0	0	0	0	0	0	0	0	W	21-15																	
09/26	Cowboys	S	4	3	1	0.0	0.0	0	0	0	0	0	0	2	0	0	0	0	0	0	0	0	0	0	0	L	15-20																	
10/06	at Seahawks	S	4	3	1	0.0	0.0	0	0	0	0	0	0	1	0	0	0	0	0	0	0	0	0	0	0	W	29-20																	
10/13	Bengals	S	3	1	2	0.0	0.0	0	0	0	0	0	0	0	0	0	0	0	0	0	0	0	0	0	0	L	7-17																	
10/20	Eagles	S	1	1	0	0.0	0.0	0	0	0	0	0	0	0	0	0	0	0	0	0	0	0	0	0	0	L	3-28																	
10/28	at Steelers		ON INACTIVE LIST																																								L	18-26
11/03	Commanders	P	5	4	1	0.0	0.0	1	1	0	0	0	0	0	0	0	0	0	0	0	0	0	0	0	0	0	L	22-27																
11/10	at Panthers	S	3	2	1	0.0	0.0	0	0	0	0	0	0	1	0	0	0	0	0	0	0	0	0	0	0	0	L	17-20+																
11/24	Buccaneers	S	2	0	2	0.0	0.0	0	0	0	0	0	0	0	0	0	0	0	0	0	0	0	0	0	0	L	7-30																	
11/28	at Cowboys	S	5	4	1	0.0	0.0	0	0	0	0	0	0	2	0	0	0	0	0	0	0	0	0	0	0	L	20-27																	
<b>2024 TOTALS</b>		<b>11-9</b>	<b>45</b>	<b>30</b>	<b>15</b>	<b>0.0</b>	<b>0.0</b>	<b>2</b>	<b>3</b>	<b>0</b>	<b>0</b>	<b>0</b>	<b>0</b>	<b>6</b>	<b>0</b>	<b>0</b>	<b>0</b>	<b>0</b>	<b>0</b>	<b>0</b>	<b>0</b>	<b>0</b>	<b>0</b>	<b>0</b>	<b>0</b>	<b>2-10</b>																		

+ - Overtime





**BRYCE  
FORD-WHEATON** **WR**

**88**

HEIGHT: 6-3  
WEIGHT: 220  
COLLEGE: WEST VIRGINIA  
HOW ACQUIRED: FA-'23  
NFL EXP.: 2ND YEAR  
GIANTS EXP.: 2ND YEAR

### TRANSACTIONS

- » Originally signed as a rookie free agent by the Giants on May 5, 2023

### 2024 SEASON HIGHLIGHTS

- » Returned a blocked field goal 60 yards for a touchdown to seal the victory over Seattle in Week 5 (10/6)...Marked the Giants' first touchdown on a field goal block since 9/18/16.

### CAREER HIGHLIGHTS

- » As a rookie in 2023, spent the season on injured reserve after tearing his ACL in a preseason game vs. the Jets (8/26).

### COLLEGE

- » Played in 44 games with 32 starts at West Virginia...Career totals include 143 receptions for 1,867 yards and 15 touchdowns...Had 3 100-yard receiving games and 3 multi-touchdown games...As a redshirt junior in 2022, started all 12 games...Selected 2nd-team All-Big 12...Led Mountaineers in receptions (62) and receiving touchdowns (7) and was 2nd in yards (675)...Opened season with 9 catches for 97 yards and 2 touchdowns at Pitt, followed by career-high totals of 11 receptions for 152 yards and 2 scores vs. Kansas...Became the first WVU player with multiple receiving touchdowns in back-to-back games since former Giant David Sills V from Oct. 25-Nov. 3, 2018...In 2021, played in 12 games with 9 starts and tied for No. 2 on the team with 42 catches, for 575 yards and 3 touchdowns...In 2020, Started all 9 games in which he played and recorded 27 catches for 416 yards and 3 touchdowns.

### OFF-THE-FIELD ACTIVITY

- » Joined Project Kind, an organization to support those experiencing homelessness, to host an event with 125 people from the organization for a day of haircuts, spa treatments and lunch at MetLife stadium...The entire 2023 rookie class visited Harlem, where players were split into groups to visit 4 different schools and hosted a flag football clinic for 50 of the boys in the Harlem Giants program...To celebrate Halloween, dressed in costume to visit patients and distribute giftbags at Hackensack University Medical Center's Joseph M. Sanzari Children's Hospital...Continued the annual rookie Thanksgiving tradition at the Community Kitchen located at the Food Bank for New York City in Harlem to hand out turkeys and meals for people in need Attended a CCNY basketball game with the boys in the Harlem Giants program and participated in games during halftime...Met with members from the Wounded Warriors Project during their visit to the Quest Diagnostics Training Center to watch practice and enjoy a day with the Giants.

### PERSONAL

- » Three-year letterman as a wide receiver and defensive back at Holly Springs (N.C.) High School...Named team offensive MVP and earned all-conference honors as a senior despite missing 6 games due to a shoulder injury...Selected to the 2017 Shrine Bowl for Team North Carolina...Also lettered in track with personal bests in the 100 meters (11.34), 200 meters (24.00) and long jump (20 feet 0 inches)...Maternal grandfather (Garrett Ford Sr.) played running back at West Virginia (1964-67) and became the first player in school history to rush for 1,000 yards.

### SINGLE-GAME HIGHS: RECEIVING

Special Teams Tackles

2 at Cleveland Browns, Sep 22, 2024

Most TDs

1 at Seattle Seahawks, Oct 06, 2024

**2023 GAME-BY-GAME REGULAR-SEASON STATISTICS (GIANTS)**

DATE	OPPONENT	P/S	RECEIVING					RUSHING					W/L	SCORE
			NO.	YDS.	AVG.	LG	TD	NO.	YDS.	AVG.	LG	TD		
09/10	Cowboys												L	0-40
09/17	at Cardinals												W	31-28
09/21	at 49ers												L	12-30
10/02	Seahawks												L	3-24
10/08	at Dolphins												L	16-31
10/15	at Bills												L	9-14
10/22	Commanders												W	14-7
10/29	Jets												L	10-13+
11/05	at Raiders												L	6-30
11/12	at Cowboys												L	17-49
11/19	at Commanders												W	31-19
11/26	Patriots												W	10-7
12/11	Packers												W	24-22
12/17	at Saints												L	6-24
12/25	at Eagles												L	25-33
12/31	Rams												L	25-26
01/07	Eagles												W	27-10
<b>2023 TOTALS</b>		<b>0-0</b>	<b>0</b>	<b>0</b>	<b>0.0</b>	<b>0</b>	<b>0</b>	<b>0</b>	<b>0</b>	<b>0.0</b>	<b>0</b>	<b>0</b>	<b>6-11</b>	

+ - Overtime

**2024 GAME-BY-GAME REGULAR-SEASON STATISTICS (GIANTS)**

DATE	OPPONENT	P/S	RECEIVING					RUSHING					W/L	SCORE
			NO.	YDS.	AVG.	LG	TD	NO.	YDS.	AVG.	LG	TD		
09/08	Vikings	P	0	0	0.0	0	0	0	0	0.0	0	0	L	6-28
09/15	at Commanders	P	0	0	0.0	0	0	0	0	0.0	0	0	L	18-21
09/22	at Browns	P	0	0	0.0	0	0	0	0	0.0	0	0	W	21-15
09/26	Cowboys	P	0	0	0.0	0	0	0	0	0.0	0	0	L	15-20
10/06	at Seahawks	P	0	0	0.0	0	0	0	0	0.0	0	0	W	29-20
10/13	Bengals												L	7-17
10/20	Eagles	P	0	0	0.0	0	0	0	0	0.0	0	0	L	3-28
10/28	at Steelers	P	0	0	0.0	0	0	0	0	0.0	0	0	L	18-26
11/03	Commanders												L	22-27
11/10	at Panthers												L	17-20+
11/24	Buccaneers	P	0	0	0.0	0	0	0	0	0.0	0	0	L	7-30
11/28	at Cowboys	P	0	0	0.0	0	0	0	0	0.0	0	0	L	20-27
<b>2024 TOTALS</b>		<b>9-0</b>	<b>0</b>	<b>0</b>	<b>0.0</b>	<b>0</b>	<b>0</b>	<b>0</b>	<b>0</b>	<b>0.0</b>	<b>0</b>	<b>0</b>	<b>2-10</b>	

+ - Overtime



# TOMON FOX

[tuh-mon]

HEIGHT: 6-2  
WEIGHT: 245  
COLLEGE: NORTH CAROLINA  
HOW ACQUIRED: FA-'22  
NFL EXP.: 3RD YEAR  
GIANTS EXP.: 3RD YEAR

OLB

45

## TRANSACTIONS

- » Originally signed as a rookie free agent by the Giants on May 13, 2022...Released by the Giants on Aug. 29, 2023 and signed to their practice squad on Aug. 30, 2023...Elevated to the active roster on Dec. 24, 2023, and returned to the practice squad on Dec. 26, 2023...Signed to a reserve/future contract by the Giants on Jan. 10, 2024.

## CAREER HIGHLIGHTS

- » In 2 seasons with the Giants, Fox has played in 21 games with one start...Totals include 29 tackles (18 solo), 4 tackles for loss, 1.0 sack, one quarterback hit, and 3 special teams tackles.
- » In 2023, spent most of the season on the Giants' practice squad...Appeared in one game, at Philadelphia (12/25), playing 19 snaps on defense and 12 on special teams...Recorded one special teams tackle.
- » As a rookie in 2022, played in 16 regular-season games with one start and played in both Giants postseason games...Tallied 23 tackles (14 solo), 3 tackles for loss, 1.0 sack, one quarterback hit, and one special teams tackle.
- » Made his NFL debut and tackled Ryan Tannehill for his first career sack and the Giants' only sack of the game in a season-opening victory at Tennessee (9/11)...Inactive vs. Dallas (9/26)...Collected a team-high 6 solo tackles and shared the team lead with Leonard Williams with a season-best 8 total stops at Seattle (10/30)...In his inaugural start, recorded 4 solo tackles and a tackle for loss at Philadelphia (1/8).
- » Played in the Wild Card Game at Minnesota (1/15) and divisional round at Philadelphia (1/21).

## COLLEGE

- » Played in 60 games with 47 starts in 6 seasons at UNC...Totaled 164 tackles (96 solo)...Ranks 3rd in program history with 29.5 career sacks and 6th with 42 tackles for loss...Also had 4 forced fumbles and 3 fumble recoveries...In 2021, started all 13 games at outside linebacker...Selected 3rd-team All-ACC...Contributed 33 tackles (23 solo), and led the team with 9 tackles for loss and 8.5 sacks, the 5th most in the ACC...In 2020, started all 12 games and tallied 36 tackles (21 solo), 10.5 tackles for loss and 7.0 sacks...All-ACC honorable mention...Earned the team's Bill Koman Award for Outstanding Achievement in Academics, Athletics & Leadership...In 2019, started all 13 games...Collected 41 tackles (21 solo), tied for the team lead with 6.5 sacks and tied for 2nd with 9 tackles for loss...In 2018, started all 8 games in which he played...Posted 27 tackles (17 solo), 2.5 sacks, 8.5 tackles for loss, 2 fumble recoveries and one blocked field goal...In 2017, played in all 12 games and made his first 2 career starts...Had 23 tackles (13 solo) and was 2nd on the team with 4.0 sacks...As a true freshman in 2016, played in the season's first 2 games before suffering a season-ending knee injury vs. Illinois.

## OFF-THE-FIELD ACTIVITY

- » Helped kick off the opening clinic for the East Orange Recreation youth girls flag football team...Attended The Giants Foundation Golf Classic, which raised more than \$400,000...Served as a coach during the Giants Women's Club Big Blue Challenge flag football fundraiser with 50 club members to support the American Cancer Society's Breast Cancer research...Partnered with the American Heart Association to meet and play with students at the Thirteenth Ave. School in Newark, N.J., where he encouraged them to be active and create healthy habits...Met with members from the Wounded Warriors Project during their visit at the Quest Diagnostic Training Facility to watch practice and enjoy a day with the Giants...Participated in Jingle Jam, where he helped spread holiday joy to more than 500 New Jersey foster children, spending time with them and assisting with the gift distribution...Represented the Breast Cancer Research Foundation to honor his grandmother's fight with breast cancer during the NFL's Week 13 My Cause My Cleats initiative.

## PERSONAL

- » Earned a bachelor's degree in exercise and sport science...Selected first-team all-state at Collins Hill High School in Suwanee, Ga., where he registered 114 tackles (73 solo), 29 tackles for loss, 9.0 sacks, 34 quarterback hits, 4 forced fumbles and blocked 2 punts as a senior.

### TOMON FOX'S NFL REGULAR SEASON DEFENSIVE STATISTICS

DATE	TEAM	GP	GS	TACKLES							INTERCEPTIONS					O. FUMB				ST			MISC			
				TK	S	A	TFL	YDS	SK	YDS	QBH	NO	YDS	LG	TD	PD	FF	FR	TD	YDS	TK	S	A	FF	FR	S
2022	Giants	16	1	23	14	9	3	6	1.0	0.0	1	0	0	0	0	0	0	0	0	0	1	1	0	0	0	0
2023	Giants	1	0	0	0	0	0	0	0.0	0.0	0	0	0	0	0	0	0	0	0	0	1	1	0	0	0	
2024	Giants	6	0	7	4	3	1	8	1.0	8.0	3	0	0	0	0	0	0	0	0	0	1	0	1	0	0	
<b>NFL TOTALS</b>		<b>23</b>	<b>1</b>	<b>30</b>	<b>18</b>	<b>12</b>	<b>4</b>	<b>14</b>	<b>2.0</b>	<b>8.0</b>	<b>4</b>	<b>0</b>	<b>0</b>	<b>0</b>	<b>0</b>	<b>0</b>	<b>0</b>	<b>0</b>	<b>0</b>	<b>0</b>	<b>3</b>	<b>2</b>	<b>1</b>	<b>0</b>	<b>0</b>	

### TOMON FOX'S NFL POSTSEASON DEFENSIVE STATISTICS

DATE	TEAM	GP	GS	TACKLES							INTERCEPTIONS					O. FUMB				ST			MISC		
				TK	S	A	TFL	YDS	SK	YDS	QBH	NO	YDS	LG	TD	PD	FF	FR	TD	YDS	TK	S	A	FF	FR
2022	Giants	2	0	0	0	0	0	0	0.0	0.0	0	0	0	0	0	0	0	0	0	0	0	0	0	0	0
<b>NFL TOTALS</b>		<b>2</b>	<b>0</b>	<b>0</b>	<b>0</b>	<b>0</b>	<b>0</b>	<b>0</b>	<b>0.0</b>	<b>0.0</b>	<b>0</b>	<b>0</b>	<b>0</b>	<b>0</b>	<b>0</b>	<b>0</b>	<b>0</b>	<b>0</b>	<b>0</b>	<b>0</b>	<b>0</b>	<b>0</b>	<b>0</b>	<b>0</b>	<b>0</b>

### SINGLE-GAME HIGHS: DEFENSIVE

**Total Tackles** 8 at Seattle Seahawks, Oct 30, 2022  
 4 at Philadelphia Eagles, Jan 08, 2023  
 3 vs. Washington Commanders, Nov 03, 2024  
 3 vs. Philadelphia Eagles, Oct 20, 2024  
 2 vs. Indianapolis Colts, Jan 01, 2023  
 ...2 more at 2.


**Sacks** 1.0 at Tennessee Titans, Sep 11, 2022  
**Tackles For Loss** 2 at Seattle Seahawks, Oct 30, 2022  
 1 vs. Philadelphia Eagles, Oct 20, 2024  
 1 at Philadelphia Eagles, Jan 08, 2023

**Solo Tackles** 6 at Seattle Seahawks, Oct 30, 2022  
 4 at Philadelphia Eagles, Jan 08, 2023  
 3 vs. Philadelphia Eagles, Oct 20, 2024  
 1 vs. Washington Commanders, Nov 03, 2024  
 1 vs. Detroit Lions, Nov 20, 2022  
 ...3 more at 1.

### 2024 GAME-BY-GAME REGULAR-SEASON STATISTICS (GIANTS)

DATE	OPPONENT	P/S	TACKLES							INTERCEPTIONS					O. FUMB				ST			MISC		W/L	SCORE		
			TK	S	A	SK	YDS	TFL	YDS	QBH	NO	YDS	LG	TD	PD	FF	FR	TD	YDS	TK	S	A	FF			FR	S
09/08	Vikings																									L	6-28
09/15	at Commanders																									L	18-21
09/22	at Browns																									W	21-15
09/26	Cowboys																									L	15-20
10/06	at Seahawks																									W	29-20
10/13	Bengals																									L	7-17
10/20	Eagles																									L	3-28
10/28	at Steelers																									L	18-26
11/03	Commanders	P	3	1	2	0.0	0.0	0	0	0	0	0	0	0	0	0	0	0	0	0	0	0	0	0	0	L	22-27
11/10	at Panthers	P	0	0	0	0.0	0.0	0	0	0	0	0	0	0	0	0	0	0	0	0	1	0	1	0	0	L	17-20+
11/28	at Cowboys	P	1	0	1	0.0	0.0	0	0	1	0	0	0	0	0	0	0	0	0	0	0	0	0	0	0	L	20-27
<b>2024 TOTALS</b>		<b>3-0</b>	<b>4</b>	<b>1</b>	<b>3</b>	<b>0.0</b>	<b>0.0</b>	<b>0</b>	<b>0</b>	<b>1</b>	<b>0</b>	<b>0</b>	<b>0</b>	<b>0</b>	<b>0</b>	<b>0</b>	<b>0</b>	<b>0</b>	<b>0</b>	<b>0</b>	<b>1</b>	<b>0</b>	<b>1</b>	<b>0</b>	<b>0</b>	<b>2-9</b>	

+ - Overtime



# GRAHAM GANO

HEIGHT: 6-2  
WEIGHT: 202  
COLLEGE: FLORIDA STATE  
HOW ACQUIRED: FA-'20  
NFL EXP.: 15TH YEAR  
GIANTS EXP.: 5TH YEAR

K

9

## HONORS

- » Pro Bowl: 2017
- » NFC Special Teams Player of the Month: November 2015; October 2018
- » NFC Special Teams Player of the Week: 2010 Week 16; 2018 Week 5; 2020 Week 9; 2021 Week 7; 2022 Week 2.

## TRANSACTIONS

- » Originally signed as a rookie free agent by the Baltimore Ravens on May 8, 2009...Waived by Baltimore on Sept. 5, 2009...Signed as a free agent by Washington on Dec. 8, 2009...Waived by Washington on Aug. 28, 2012...Signed as a free agent by the Carolina Panthers on Nov. 20, 2012...Released by Carolina on July 30, 2020...Signed as a free agent by the Giants on Aug. 19, 2020.

## 2024 SEASON HIGHLIGHTS

- » Converted on field goal attempts from 46-yards and 47-yards and made both extra point attempts in Week 13 at Dallas (11/28).
- » Connected on a 50-yard field goal in the Giants' Week 1 contest against Minnesota (9/8)... Marked his 44th field goal of 50-plus yards in his career.

## CAREER HIGHLIGHTS

- » Gano has played in 197 regular-season and 9 postseason games...He has made 329 of 393 field goal attempts (83.7%) and 389 of 408 extra point tries (95.3%) in the regular season...In the postseason, Gano has made 13 of 16 field goal attempts (81.3%) and all 23 of his PATs...Gano has made 44 of 65 (67.6%) of his field goal attempts from 50+ yards, with a long of 61 yards... His 324 field goals and 1,356 points were 6th among active players at the end of the 2023 season...Gano has exceeded 100 points in each of the 10 seasons in which he played at least 16 games...He has scored 62 postseason points...Was a 2017 Pro Bowler, a 2-time NFC Special Teams Player of the Month, and a 5-time conference Player of the Week.
- » In 4 seasons with the Giants, Gano has played in 63 regular-season games and 2 postseason games...He has made 105 of 120 field goal attempts, an 87.5 rate that is the 2nd-highest in Giants history among kickers with at least 50 attempts (Josh Brown, 91.7% 2013-16)...Gano has the franchise's 2nd and 6th-highest single-season field goal percentages with 96.9 (31 of 32) in 2020, and 90.6 (29 of 32) in 2022.
- » Gano is one of 5 players in Giants history to kick at least 100 field goals, joining Pete Gogolak (126), Brad Daluiso (123), Lawrence Tynes (122), and Joe Danelo (104).
- » With the Giants, Gano has made 24 of 30 attempts (80.0%) from 50 or more yards...His 24 field goals of 50+ yards are more than twice as many as any other kicker in Giants history; Danelo is 2nd with 9...Gano holds the Giants' 3 highest single-season long field goal totals with 8 in 2022, 7 in 2021, and 5 in 2020...He has kicked 2 of the 3 57-yarders in Giants history, the longest field goals in franchise history.
- » Since joining the Giants, Gano has 6 games in which he kicked 3 field goals of 40+ yards, most recently at Minnesota on Dec. 24, 2022...The other kickers in Giants history have totaled 4 such games, 2 by Josh Brown, and one each by Pete Gogolak and Matt Bahr.
- » Gano has succeeded on 81 of 85 extra points tries (95.3%) with the Giants.
- » His 390 points are tied for 8th-highest total in franchise history, and the 6th-highest among kickers...Hano scored 114, 104, and 119 points in his first 3 seasons with the Giants.
- » In 2 postseason games with the Giants, he has one field goal and 5 PATs for 8 points.
- » Gano's 31 field goals in 2020 were the 6th-highest total in Giants history, and his 29 3-pointers in 2021 and 2022 are the 8th-highest total...On Sept. 16, 2021, Gano kicked 5 field goals in Washington, placing him in a 10-way tie for the 2nd-most field goals in a game by a Giants kicker...Danelo holds the record with 6 at Seattle on Oct. 18, 1981.
- » Gano's 57-yard field goals at Dallas on Nov. 24, 2022, and at San Francisco on Sept. 21, 2023 tied Aldrick Rosas (Dec. 2, 2018, vs. Chicago) for the longest 3-pointer in Giants history.
- » In his 5 Giants seasons, Gano has touchbacks on 135 of 258 kickoffs (52.0%).
- » From Sept. 20, 2020, to Oct. 3, 2021, Gano made 37 consecutive field goal attempts, a Giants record that tied him with Seattle's Jason Myers for the 4th-longest streak in history and was 7 fewer than Adam Vinatieri's record of 44. The streak ended when Gano missed a 35-yard try at New Orleans...Gano shattered the previous Giants record of 29 games in a row set by Josh Brown from 2014-15.
- » Gano has kicked 3 or more field goals in a game 51 times, including 15 with the Giants, 4 or more field goals 13 times (4 with the Giants) and has one 5-field goal game (with the Giants)...Has kicked 9 game-winning field goals in the final 2 minutes of the 4th quarter or overtime.
- » Gano has kicked 2 field goals 50 yards or longer in a game 6 times in his 13-year career. All 6 are in his 3 seasons with the Giants...Gano's 6 games with multiple field goals of at least 50 yards place him 4th among active kickers, behind Arizona's Matt Prater (10) and Baltimore's Justin

Tucker and Jacksonville's Brandon McManus (8 each).

- » Gano has had touchbacks on 577 of 949 kickoffs (61%) in the regular season and 32 of 44 (72.7%) in the playoffs.
- » When he played for Carolina (2012-18), Gano twice kicked last-second field goals that enabled the Panthers to defeat the Giants...On Oct. 7, 2018, he booted the longest field goal by an opponent in Giants history, a 63-yarder with one second remaining that gave Carolina 33-31 victory in Charlotte...It is 2 yards longer than any other field goal ever kicked against the Giants (61 yards by Philadelphia's Jake Elliott on Sept. 24, 2017 and Minnesota's Greg Joseph on Dec. 24, 2022)...It is one of 6 kicks tied for the 3rd-longest field goal in NFL history, it was then the longest game-winning field goal in league history and was the longest field goal in Panthers history. The only longer field goals kicked were by Baltimore's Justin Tucker at Detroit in Week 3 of the 2021 season (66 yards) and Denver's Matt Prater vs. Tennessee in Week 14 of the 2013 season (64 yards).
- » On Dec. 20, 2015, Gano kicked a 43-yard field goal as time expired gave the Panthers a 38-35 victory over the Giants in MetLife Stadium... Ranks 2nd to John Kasay in Panthers history with 742 points (165 field goals, 247 PATs).

## **2023**

- » In 2023, played in 8 games...Made 11 of 17 field goal attempts, including 3 of 4 from 50+ yards, and all 8 of his extra point tries for 41 points...Had touchbacks on 23 of his 28 kickoffs (82.1%)...Made both of his field goal attempts, including a franchise record-tying 57-yarder, at San Francisco (9/21)...Kicked a 55-yard field goal vs. Seattle (10/2)...Booted a season-high 3 field goals at Miami (10/8) and at Buffalo (10/15)...Placed on injured reserve on Nov. 3 with a knee injury that required surgery.

## **2022**

- » In 2022, Gano played in all 17 regular-season games and 2 postseason games...Made 29 of 32 field goal attempts (90.6%) and 32 of 34 extra point tries for 119 points, the 5th-highest total of his career, his 10th 100-point season, and the most by a Giants kicker since Aldrick Rosas scored 127 points in 2018...Two of his missed attempts were a blocked kick vs. Carolina on Sept. 18 and a 58-yarder into the wind on the last play of overtime in the 20-20 tie vs. Washington on Dec. 4...Had touchbacks on 50 of 79 kickoffs (63.3%).
- » Gano set a Giants record with 8 field goals of 50+ yards, one more than he had in 2021...Gano's 8 long field goals placed him in a 3-way tie for the league's 4th-highest total. Las Vegas' Daniel Carlson had 11, and Dallas' Brett Maher, Indianapolis' Chase McLaughlin and Baltimore's Justin Tucker all had 9. Gano tied Brandon McManus, then with Denver.
- » Received his 5th career NFC Special Teams Player of the Week award – and his 2nd in as many years after a victory against Carolina – after kicking field goals of 36 and 33 yards in the first quarter and 51 and 56 yards in the 4th, the latter providing the game's decisive points with 3:34 remaining, in a 19-16 victory vs. the Panthers (9/18)...Gano has the only 2 games in Giants history in which a kicker boosted a pair of 50+-yard field goals in the 4th quarter or overtime. On Sept. 16, 2021, in Washington, he kicked 52 and 55-yarders – plus a 35-yarder – in the 4th.
- » Kicked a pair of 51-yard field goals and a 42-yarder in 4 attempts vs. Dallas (9/26)...It was the first time in his career he made two 50+-yard field goals in consecutive games and the 6th game in which a Giants kicker had 2 field goals of 50 or more yards in a game...Gano has 5 of the 6...The only other Giants kicker to do it was Raul Allegre, who kicked 53 and 52-yarders at Philadelphia on Nov. 15, 1987.
- » Tied the record for the longest field goal in Giants history with a 57-yarder at Dallas (11/24)...It was the longest field goal on the road in franchise history...Rosas kicked the Giants' only other 57-yarder, vs. Chicago on Dec. 2, 2018.
- » Kicked two 50-yard field goals at Washington (12/18) and two 44-yarders and a 55-yarder at Minnesota (12/24)...The Vikings' Greg Joseph booted a 61-yard game-winning field goal...It was the first game in Giants history in which each team kicked a field goal of at least 55 yards.
- » Booted a 25-yard field goal and 4 extra points in the NFC Wild Card Game at Minnesota (1/15).

## **2021**

- » In 2021, Gano played in all 17 games for the Giants and made 29 of 33 attempts (87.9%) and all 17 of his extra point tries for 104 points, his ninth 100-point season...Gano entered the season with 30 consecutive field goal attempts and extended his streak to 37 before missing in Week 4.
- » Kicked a career-high 5 field goals at Washington (9/16), including 2 from 50+ yards...His 5 field goals made were tied for the most made in a game by a kicker in 2021...His 2 field goals vs. Atlanta (9/26), increased his consecutive successes to 37...Was wide left on a 35-yard try at New Orleans (10/3), his first unsuccessful attempt since Sept. 20, 2020 at Chicago...Later made field goals of 23 and 48 yards in an overtime victory.
- » Kicked 2 field goals from 51 yards at Dallas (10/10) to tie Joe Danelo's franchise record for the most made 50+ yard field goals...Earned NFC Player of the Week honors vs. Carolina (10/24), when he made field goals of 49, 53 and 44 yards...Converted all 3 of his field goal attempts vs. Las Vegas (11/1)...Made 3 of 4 tries, including a 51-yarder at Miami (12/5)...Made his final 4 field goal attempts of the season: 2 vs. Dallas (12/19), a 54-yarder at Philadelphia (12/26), and one at Chicago (1/2).

## **2020**

- » In his first season with the Giants in 2020, Gano had one of the finest seasons of his career and by a Giants kicker...Made 31 of 32 attempts, a .9687 percentage that is the 2nd-highest in Giants history...In 2018, Rosas made 32 of 33 attempts, a success rate of .9696...Gano's .9687 percentage was the highest among the 21 NFL kickers who attempted at least 25 field goals in 2020... Gano missed more extra points (2) than field goal attempts (one) in 2020, when he made 21 of 23 PATs.
- » Gano's only miss was on a 57-yard try at Chicago (9/20)...After the miss, he made his next 30 field goal attempts, breaking Josh Brown's previous team record of 29 from 2014-15...The record-setter was a 50-yard field goal in the 4th quarter vs. Dallas (1/3)...It was Gano's fifth field goal of the season of 50 or more yards, including 4 vs. the Cowboys, which was a franchise single-season record.
- » Gano kicked field goals of 52, 42 and 47 yards vs. San Francisco (9/27) to become the 2nd kicker in Giants history with 3 field goals longer than 40 yards in a regular-season game...On Dec. 22, 2013 in Detroit, Brown kicked field goals of 41, 52 and 45 yards to become the first Giants kicker to accomplish the feat.
- » Gano tied an NFL record by becoming the first player in Giants history to kick 3 field goals of 50 or more yards in a game at Dallas (10/11)...He kicked field goals of 55, 50 and 54 yards, plus a 28-yarder...Gano was one of 3 players in 2020 to kick three 50+ yard field goals in a game...The others were Tennessee's Stephen Gostkowski (51, 54 and 55 at Minnesota on Sept. 27) and Buffalo's Tyler Bass (54, 55, 58 at Arizona on Nov. 15).
- » Received his 3rd career NFC Special Teams Player of the Week award for his contributions to the team's victory in Washington (11/8), where he kicked field goals of 38, 48 and 42 yards and 3 of his 6 kickoffs were touchbacks.

## **2019**

- » In 2019, Gano did not play football because of an injury he suffered in practice to his left (plant) leg the previous year.

## **2018**

- » In 2018, played in 12 games for Carolina before going on injured reserve...Converted 30 of 33 PAT attempts and 14 of 16 field goal tries for 72 points, his first sub 100-point season since 2012, his first year with the Panthers...Kicked 3 extra points and a season-high 4 field goals, including a game-winning, franchise-record 63-yarder vs. the Giants (10/7), a performance that earned him the NFC Special Teams Player of the Week and NFC Special Teams Player of the Month for October.

## **2017**

- » In 2017, played in all 16 regular season games and one postseason game...Converted 29 of 30 field goal attempts for a then career high

96.7%...Turned 70 of 83 kickoffs into touchbacks, a career-best and franchise-record 84.8%...Scored 121 total points (29 field goals, 34 PATs), his 5th consecutive 100-point season...Set a career-high with 6 extra points vs. Miami (11/13)...Converted 4 of 5 field goal attempts in one postseason game, including a career and franchise playoff-long 58-yarder in an NFC Wild Card Game at New Orleans (1/7).

#### **2016**

- » In 2016, finished with 121 points...Kicked 30 field goals for the 2nd consecutive season (in 38 tries)...Scored 4 points vs. Minnesota (9/25) to pass Steve Smith (454 from 2001-13) for 2nd place on the Panthers' career scoring list...Set career high with 16 points (4 field goals and 4 PATs) vs. San Francisco (9/18)...Took over punting duties for an injured Andy Lee vs. Kansas City (11/13)...Punted 4 times for 180 yards with a long of 54.

#### **2015**

- » In 2015, tied for 2nd in the NFL with a Carolina-record 146 points...Kicked 30 field goals (in 36 attempts), the 5th-highest total in the NFL and the third-most in a single season in Panthers history...Added a career-high 56 extra points on 59 attempts...Named NFC Special Teams Player of the Month for November after leading the NFL in scoring (62 points) and field goals (15)...Kicked 2 game-winning field goals, a 52-yarder in overtime vs. Indianapolis (11/2) and a 43-yarder as time expired vs. the Giants (12/20)...Scored a career postseason high 22 points with 4 field goals and 10 extra points in 3 games...Booted a 39-yard field goal and one extra point in Carolina's loss to Denver in Super Bowl 50.

#### **2014**

- » In 2014, made 29 of 35 (82.9%) field goal attempts and all 34 extra point tries for a Panthers-leading 121 points.

#### **2013**

- » In 2013, played all 16 games for Carolina for the first time...Converted 24 of 27 (88.9%) field goal attempts and all 42 extra point tries for a team-leading 114 points...Set a franchise record and tied for the NFL lead with 6 field goals of 50 yards or more...Led the NFL with a 79.7 touchback percentage (63 of 79).

#### **2012**

- » In 2012, played in 6 games in his first season with the Panthers...Finished 2nd on the team with 47 points...Kicked a 23-yard field goal in his Carolina debut at Philadelphia (11/26).

#### **2011**

- » In 2011, played 16 games in his final season in Washington and led the team with 118 points...His 31 field goals (in 41 attempts) equaled the 2nd-most in franchise history...Tied the team record with 4 field goals of 50 or more yards...Booted a then-franchise record and career-long 59-yard field goal vs. San Francisco (11/6).

#### **2010**

- » In 2010, hit 24 of 35 field goal attempts and all 28 PATs for 100 points, his first time hitting that mark...Tied the NFL record for the most overtime field goals in a season with 3...Named NFC Special Teams Player of the Week in Week 16 after kicking 2 extra points and 2 field goals, including the game-winning 31-yarder in overtime, at Jacksonville (12/26).

#### **2009**

- » In his first NFL season in 2009, played in 4 games for Washington and made all 4 of his field goal attempts and 6 of 7 extra point tries for 18 points...Kicked 2 field goals, including a season-long 46-yarder, in his NFL debut at Oakland (12/13/09).

### **COLLEGE**

- » Gano was inducted into the Florida State Athletics Hall of Fame in 2022...Played in 40 games at FSU...Served as Seminoles' placekicker for just one season...In 2008, earned the Lou Groza Award as the nation's top kicker and 2nd-team All-America honors as a senior in 2008...Converted 24 of 26 field goal attempts, including 18 in a row, with a long of 53 yards...Finished first in the Football Bowl Subdivision with 24 field goals, 92.3 percent conversion rate and 5 field goals of 50 yards or more despite not playing in the first 2 games after tearing the meniscus in his right knee 2 weeks prior to the opener...Only two misses were from 50 and 52 yards... Led the nation's kickers and Atlantic Coast Conference in scoring with 105 points...Handled punting duties for three seasons...Averaged 42.1 yards on 148 punts with a long of 64 yards.

### **OFF-THE-FIELD ACTIVITY**

- » Honored as the New York Giants 2023 Hometown Hero at the United Way of New York City's Gridiron Gala, which raised more than \$2 million for United Way Programming...Honored as the New York Giants 2023 Salute to Service Award Recipient...Served as the Giants player ambassador for MetLife's First Responder Hats campaign to support the New York City Police Foundation's Far Rockaway and Harlem Giants, the FDNY Foundation and Port Authority Police PBA Widow's and Children's Fund...Partnered with the American Heart Association and Oakley to meet and play with students for 60 minutes and encourage them to be active and create healthy habits at Oradell (N.J.) Public School, and provided a \$1,500 equipment grant...Visited Far Rockaway (N.Y.) High School to participate in a CPR and AED training led by the FDNY foundation, in which with both boys tackle and girls flag football players were trained in CPR/AED. NYPD officers and boys from the Far Rockaway Giants were in attendance and enjoyed a pizza party after the training...Visited the American Cancer Society's Hope Lodge to spend time and share a meal with patients and their families... Joined Giants staff members at the Paramus Veteran's home to play bingo and gift Giants items to veterans...Attended a panel and lunch at the MetLife office with employees and NYPD officers to make holiday cards with gift cards for the boys and families in the Far Rockaway and Harlem Giants program...Represented the New York City Police Foundation's Far Rockaway and Harlem Giants during the NFL's Week 13 My Cause My Cleats initiative...Participated in Jingle Jam, where he helped spread holiday joy to more than 500 New Jersey foster children, spending time with them and assisting with the gift distribution.

### **PERSONAL:**

- » Gano and his wife, Brittany, have 5 children: Bryson, Ryder, Kayden, Riley, and Brynlee...Carolina's Ed Block Courage Award Winner in 2017...Majored in criminal justice at Florida State...Attended J.M. Tate High School in Cantonment, Fla.

### GRAHAM GANO'S NFL REGULAR SEASON KICKING STATISTICS

DATE	TEAM	GP	FGM	FGA	PCT.	LG	XP	XPA	PCT.	BLK	PTS
2009	Commanders	4	4	4	100.0	46	6	7	85.7	0	18
2010	Commanders	16	24	35	68.6	49	28	28	100.0	1	100
2011	Commanders	16	31	41	75.6	59	25	26	96.2	5	118
2012	Panthers	6	9	11	81.8	51	20	21	95.2	0	47
2013	Panthers	16	24	27	88.9	55	42	42	100.0	1	114
2014	Panthers	16	29	35	82.9	53	34	34	100.0	1	121
2015	Panthers	16	30	36	83.3	52	56	59	94.9	4	146
2016	Panthers	16	30	38	78.9	54	31	34	91.2	0	121
2017	Panthers	16	29	30	96.7	48	34	37	91.9	0	121
2018	Panthers	12	14	16	87.5	63	30	33	90.9	0	72
2019	Panthers	0	0	0	0.0	0	0	0	0.0	0	0
2020	Giants	16	31	32	96.9	55	21	23	91.3	0	114
2021	Giants	17	29	33	87.9	55	17	17	100.0	0	104
2022	Giants	17	29	32	90.6	57	32	34	94.1	1	119
2023	Giants	8	11	17	64.7	57	8	8	100.0	1	41
2024	Giants	5	5	6	83.3	50	5	5	100.0	0	20
<b>NFL TOTALS</b>		<b>197</b>	<b>329</b>	<b>393</b>	<b>83.7</b>	<b>63</b>	<b>389</b>	<b>408</b>	<b>95.3</b>	<b>14</b>	<b>1,376</b>

### GRAHAM GANO'S NFL POSTSEASON KICKING STATISTICS

DATE	TEAM	GP	FGM	FGA	PCT.	LG	XP	XPA	PCT.	BLK	PTS
2013	Panthers	1	1	1	100.0	24	1	1	100.0	0	4
2014	Panthers	2	3	4	75.0	47	5	5	100.0	0	14
2015	Panthers	3	4	5	80.0	48	10	10	100.0	0	22
2017	Panthers	1	4	5	80.0	58	2	2	100.0	0	14
2022	Giants	2	1	1	100.0	25	5	5	100.0	0	8
<b>NFL TOTALS</b>		<b>9</b>	<b>13</b>	<b>16</b>	<b>81.3</b>	<b>58</b>	<b>23</b>	<b>23</b>	<b>100.0</b>	<b>0</b>	<b>62</b>

### GRAHAM GANO'S NFL REGULAR SEASON FIELD-GOAL ACCURACY STATISTICS

DATE	TEAM	1-19	PCT.	20-29	PCT.	30-39	PCT.	40-49	PCT.	50+	PCT.
2009	Commanders	0-0	0.0	2-2	100.0	0-0	0.0	2-2	100.0	0-0	0.0
2010	Commanders	1-1	100.0	8-10	80.0	4-7	57.1	11-14	78.6	0-3	0.0
2011	Commanders	0-0	0.0	14-15	93.3	5-9	55.6	8-11	72.7	4-6	66.7
2012	Panthers	0-0	0.0	3-3	100.0	3-3	100.0	2-3	66.7	1-2	50.0
2013	Panthers	0-0	0.0	9-9	100.0	4-5	80.0	5-7	71.4	6-6	100.0
2014	Panthers	0-0	0.0	7-7	100.0	12-13	92.3	9-12	75.0	1-3	33.3
2015	Panthers	1-1	100.0	10-10	100.0	4-5	80.0	13-16	81.3	2-4	50.0
2016	Panthers	0-0	0.0	4-4	100.0	9-11	81.8	14-17	82.4	3-6	50.0
2017	Panthers	0-0	0.0	8-8	100.0	11-11	100.0	10-10	100.0	0-1	0.0
2018	Panthers	0-0	0.0	3-3	100.0	4-5	80.0	4-4	100.0	3-4	75.0
2019	Panthers	0-0	0.0	0-0	0.0	0-0	0.0	0-0	0.0	0-0	0.0
2020	Giants	0-0	0.0	4-4	100.0	13-13	100.0	9-9	100.0	5-6	83.3
2021	Giants	0-0	0.0	5-5	100.0	12-13	92.3	5-5	100.0	7-10	70.0
2022	Giants	0-0	0.0	2-2	100.0	9-10	90.0	10-11	90.9	8-9	88.9
2023	Giants	0-0	0.0	2-2	100.0	3-5	60.0	3-6	50.0	3-4	75.0
2024	Giants	0-0	0.0	1-1	100.0	0-0	0.0	3-4	75.0	1-1	100.0
<b>NFL TOTALS</b>		<b>2-2</b>	<b>100.0</b>	<b>82-85</b>	<b>96.5</b>	<b>93-110</b>	<b>84.5</b>	<b>108-131</b>	<b>82.4</b>	<b>44-65</b>	<b>67.7</b>

### GRAHAM GANO'S NFL POSTSEASON FIELD-GOAL ACCURACY STATISTICS

DATE	TEAM	1-19	PCT.	20-29	PCT.	30-39	PCT.	40-49	PCT.	50+	PCT.
2013	Panthers	0-0	0.0	1-1	100.0	0-0	0.0	0-0	0.0	0-0	0.0
2014	Panthers	0-0	0.0	0-0	0.0	2-2	100.0	1-2	50.0	0-0	0.0
2015	Panthers	0-0	0.0	1-1	100.0	1-1	100.0	2-3	66.7	0-0	0.0
2017	Panthers	0-0	0.0	2-3	66.7	1-1	100.0	0-0	0.0	1-1	100.0
2022	Giants	0-0	0.0	1-1	100.0	0-0	0.0	0-0	0.0	0-0	0.0
<b>NFL TOTALS</b>		<b>0-0</b>	<b>0.0</b>	<b>5-6</b>	<b>83.3</b>	<b>4-4</b>	<b>100.0</b>	<b>3-5</b>	<b>60.0</b>	<b>1-1</b>	<b>100.0</b>

### GANO'S REGULAR SEASON TOUCHBACKS STATISTICS

DATE	TEAM	KO	TB	PCT
2009	WAS	16	3	18.8
2010	WAS	71	9	12.7
2011	WAS	70	32	45.7
2012	CAR	35	20	57.1



2013	CAR	79	63	79.7
2014	CAR	79	61	77.2
2015	CAR	102	69	67.6
2016	CAR	85	63	74.1
2017	CAR	82	70	85.4
2018	CAR	61	47	77.0
2020	NYG	70	30	42.9
2021	NYG	64	27	42.2
<b>NFL TOTALS</b>		<b>814</b>	<b>494</b>	<b>60.7</b>

#### GANO'S POSTSEASON TOUCHBACKS STATISTICS

DATE	TEAM	KO	TB	PCT
2013	CAR	3	3	100.0
2014	CAR	9	5	55.6
2015	CAR	18	11	61.1
2017	CAR	6	6	69.5
<b>NFL TOTALS</b>		<b>36</b>	<b>25</b>	

#### SINGLE-GAME HIGHS: KICKER

<b>Field Goals Made</b>	5 at Washington Football Team, Sep 16, 2021 4 vs. Carolina Panthers, Sep 18, 2022 4 at Cincinnati Bengals, Nov 29, 2020 4 at Dallas Cowboys, Oct 11, 2020 ...9 more at 4.	<b>Points</b>	17 at Washington Football Team, Sep 16, 2021 16 vs. San Francisco 49ers, Sep 18, 2016 15 vs. New York Giants, Oct 07, 2018 15 at Dallas Cowboys, Nov 26, 2015 14 at Dallas Cowboys, Oct 11, 2020 ...5 more at 14.
<b>Field Goal Attempts</b>	6 at Tennessee Titans, Nov 21, 2010 5 at Washington Football Team, Sep 16, 2021 5 at Washington Redskins, Dec 19, 2016 5 at Dallas Cowboys, Nov 26, 2015 ...2 more at 5.	<b>Special Teams Tackles</b>	2 vs. Minnesota Vikings, Dec 24, 2011 1 vs. Indianapolis Colts, Jan 01, 2023 1 at Philadelphia Eagles, Oct 22, 2020 1 at Seattle Seahawks, Dec 04, 2016 ...11 more at 1.
<b>Longest Field Goals Made</b>	63 vs. New York Giants, Oct 07, 2018 59 vs. San Francisco 49ers, Nov 06, 2011 57 at San Francisco 49ers, Sep 21, 2023 57 at Dallas Cowboys, Nov 24, 2022 56 vs. Carolina Panthers, Sep 18, 2022	<b>Kickoff Average</b>	70.3 at Oakland Raiders, Dec 13, 2009 69.1 vs. Houston Texans, Sep 19, 2010 68.7 at Tennessee Titans, Nov 21, 2010 68.3 at Atlanta Falcons, Dec 28, 2014 68.2 vs. Philadelphia Eagles, Nov 15, 2010
<b>Longest Field Goal Attempts</b>	63 vs. New York Giants, Oct 07, 2018 63 vs. Atlanta Falcons, Nov 16, 2014 59 vs. San Francisco 49ers, Nov 06, 2011 58 vs. Washington Commanders, Dec 04, 2022 58 at Tampa Bay Buccaneers, Jan 01, 2017	<b>Extra Point Attempt Percentage</b>	100.0 vs. Indianapolis Colts, Jan 01, 2023 100.0 vs. Tampa Bay Buccaneers, Nov 04, 2018 100.0 vs. Miami Dolphins, Nov 13, 2017 ...8 more at 100.0.
<b>PATs Made</b>	6 vs. Tampa Bay Buccaneers, Nov 04, 2018 6 vs. Miami Dolphins, Nov 13, 2017 5 vs. Indianapolis Colts, Jan 01, 2023 5 vs. Tampa Bay Buccaneers, Jan 03, 2016 ...8 more at 5.	<b>Field Goal Percentage</b>	100.0 vs. Carolina Panthers, Sep 18, 2022 100.0 at Washington Football Team, Sep 16, 2021 100.0 at Cincinnati Bengals, Nov 29, 2020 ...7 more at 100.0.
<b>PAT Attempts</b>	6 vs. Tampa Bay Buccaneers, Nov 04, 2018 6 vs. Miami Dolphins, Nov 13, 2017 6 at New Orleans Saints, Dec 06, 2015 5 vs. Indianapolis Colts, Jan 01, 2023 ...9 more at 5.	<b>Touchbacks</b>	7 vs. Tampa Bay Buccaneers, Jan 03, 2016 7 at Dallas Cowboys, Nov 26, 2015 7 at New Orleans Saints, Dec 07, 2014 6 at Minnesota Vikings, Dec 24, 2022 ...17 more at 6.

**SINGLE-GAME HIGHS - POSTSEASON: KICKER**

**Field Goals Made** 4 at New Orleans Saints, Jan 07, 2018  
 2 vs. Arizona Cardinals, Jan 24, 2016  
 2 vs. Arizona Cardinals, Jan 03, 2015  
 1 at Minnesota Vikings, Jan 15, 2023  
 1 at Denver Broncos, Feb 07, 2016  
 ...3 more at 1.

**Field Goal Attempts** 5 at New Orleans Saints, Jan 07, 2018  
 3 vs. Arizona Cardinals, Jan 03, 2015  
 2 at Denver Broncos, Feb 07, 2016  
 2 vs. Arizona Cardinals, Jan 24, 2016  
 1 at Minnesota Vikings, Jan 15, 2023  
 ...3 more at 1.

**Longest Field Goals Made** 58 at New Orleans Saints, Jan 07, 2018  
 48 vs. Seattle Seahawks, Jan 17, 2016  
 47 vs. Arizona Cardinals, Jan 03, 2015  
 45 vs. Arizona Cardinals, Jan 24, 2016  
 39 at Denver Broncos, Feb 07, 2016

**Longest Field Goal Attempts** 58 at New Orleans Saints, Jan 07, 2018  
 48 vs. Seattle Seahawks, Jan 17, 2016  
 47 vs. Arizona Cardinals, Jan 03, 2015  
 45 vs. Arizona Cardinals, Jan 24, 2016  
 44 at Denver Broncos, Feb 07, 2016

**PATs Made** 5 vs. Arizona Cardinals, Jan 24, 2016  
 4 at Minnesota Vikings, Jan 15, 2023  
 4 vs. Seattle Seahawks, Jan 17, 2016  
 3 vs. Arizona Cardinals, Jan 03, 2015  
 2 at New Orleans Saints, Jan 07, 2018  
 ...1 more at 2.

**PAT Attempts** 5 vs. Arizona Cardinals, Jan 24, 2016  
 4 at Minnesota Vikings, Jan 15, 2023  
 4 vs. Seattle Seahawks, Jan 17, 2016  
 3 vs. Arizona Cardinals, Jan 03, 2015  
 2 at New Orleans Saints, Jan 07, 2018  
 ...1 more at 2.

**Points** 14 at New Orleans Saints, Jan 07, 2018  
 11 vs. Arizona Cardinals, Jan 24, 2016  
 9 vs. Arizona Cardinals, Jan 03, 2015  
 7 at Minnesota Vikings, Jan 15, 2023  
 7 vs. Seattle Seahawks, Jan 17, 2016  
 1 vs. Arizona Cardinals, Jan 03, 2015

**Special Teams Tackles** 66.3 vs. Arizona Cardinals, Jan 24, 2016  
 65.5 vs. Seattle Seahawks, Jan 17, 2016  
 65.2 at Minnesota Vikings, Jan 15, 2023  
 65.1 vs. Arizona Cardinals, Jan 03, 2015  
 65.0 at New Orleans Saints, Jan 07, 2018

**Kickoff Average** 100.0 vs. Arizona Cardinals, Jan 24, 2016  
 80.0 at New Orleans Saints, Jan 07, 2018  
 7 vs. Arizona Cardinals, Jan 24, 2016  
 6 at New Orleans Saints, Jan 07, 2018  
 5 at Minnesota Vikings, Jan 15, 2023  
 4 vs. Arizona Cardinals, Jan 03, 2015  
 3 vs. Seattle Seahawks, Jan 17, 2016  
 ...1 more at 3.

**Extra Point Attempt Percentage**

**Field Goal Percentage**

**Touchbacks**

**2024 GAME-BY-GAME REGULAR-SEASON STATISTICS (GIANTS)**

DATE	OPPONENT	P	FIELD GOALS				EXTRA POINTS					W/L	SCORE
			FGM	FGA	PCT	LG	XP	XPA	PCT	BLK	PTS		
09/08	Vikings	P	2	2	100.0	50	0	0	0.0	0	6	L	6-28
09/15	at Commanders	P	0	0	0.0	0	0	0	0.0	0	0	L	18-21
09/22	at Browns					INJURED RESERVE						W	21-15
09/26	Cowboys					INJURED RESERVE						L	15-20
10/06	at Seahawks					INJURED RESERVE						W	29-20
10/13	Bengals					INJURED RESERVE						L	7-17
10/20	Eagles					INJURED RESERVE						L	3-28
10/28	at Steelers					INJURED RESERVE						L	18-26
11/03	Commanders					INJURED RESERVE						L	22-27
11/10	at Panthers	P	1	2	50.0	42	2	2	100.0	0	5	L	17-20+
11/24	Buccaneers	P	0	0	0.0	0	1	1	100.0	0	1	L	7-30
11/28	at Cowboys	P	2	2	100.0	47	2	2	100.0	0	8	L	20-27
<b>2024 TOTALS</b>		<b>5</b>	<b>5</b>	<b>6</b>	<b>83.3</b>	<b>50</b>	<b>5</b>	<b>5</b>	<b>100.0</b>	<b>0</b>	<b>20</b>	<b>2-10</b>	

+ - Overtime



# JAMIE GILLAN

HEIGHT: 6-1  
WEIGHT: 207  
COLLEGE: ARKANSAS-PINE BLUFF  
HOW ACQUIRED: FA-'22  
NFL EXP.: 6TH YEAR  
GIANTS EXP.: 3RD YEAR

P

6

## HONORS

- » AFC Special Teams Player of the Week: 2019 Week 2
- » AFC Special Teams Player of the Month: September 2019
- » NFC Special Teams Player of the Week: 2023 Week 18

## TRANSACTIONS

- » Originally signed as an undrafted free agent by the Cleveland Browns on May 3, 2019...Released by Cleveland on Dec. 22, 2021...Signed to the Buffalo Bills' practice squad on Dec. 24, 2021...Released by Buffalo on Jan. 31, 2022...Signed as a free agent by the Giants on Feb. 7, 2022.

## 2024 SEASON HIGHLIGHTS

- » Punted 5 times for 204 yards (40.8 avg.) including 4 punts inside the 20-yard line in Week 10 against Carolina (11/10).
- » Punted 4 times for 186 yards (46.5 avg.) including one punt downed at the 5-yard line in Week 5 against Seattle (10/6).
- » Recorded a gross average of 51.6 on seven punts in victory over Cleveland (9/22).
- » Landed four punts inside the 20 against Minnesota (9/8)...That mark was tied for the most in the NFL in Week 1.

## CAREER HIGHLIGHTS

- » Has played in 86 regular-season games and 4 postseason games for Cleveland and the Giants...In the regular season, he has a 45.6-yard gross average and a 40.6-yard net average on 359 punts, including a long kick of 74 yards, 136 punts inside the 20 and 24 touchbacks...Has kicked a 40-yard field goal on 2 attempts, 3 kickoffs, 2 rushing attempts for minus-2 yards and one fumble recovery...In the postseason, has a 42.8-yard gross average and a 41.1-yard net average on 14 punts, including a long kick of 48 yards and 5 punts inside the 20.
- » Named AFC Special Teams Player of the Week, 2019 Week 2 and AFC Special Teams Player of the Month for September 2019, as well as NFC Special Teams Player of the Week in Week 18 of the 2023 season...Selected to the 2019 PFWA All-Rookie team...Set Browns single-season net punting record with a 41.6-yard average in 2019.
- » In 2023, punted a career-high 95 times for a 46.0-yard gross average and a career-best 42.3-yard net average...That latter figure was a franchise single-season record (since 1976, when net average became an official statistic) – Riley Dixon held the former mark with a 42.0-yard net average in 2019...Gillan ranked 12th in the league in that category...He had only 4 touchbacks.
- » Placed a career-high 35 punts inside the 20-yard line...Gillan's 95 punts and 35 inside were each the league's 3rd-highest total.
- » Tallied a season-high 49.0-yard net average on 6 punts at San Francisco (9/21)...Booted a career-high 13 punts – 5 more than his previous high total – for a 44.2-yard gross average and a 40.7-yard net average vs. the Jets (10/29)...Punted 8 times for a 45.4-yard gross average and a 40.3-yard net average and kicked a career-long 74-yard punt vs. New England (11/26)...The 74-yarder was the longest kick by a Giants' punter since Rodney Williams' franchise record 90-yarder at Denver on Sept. 10, 2001...It tied for the 2nd-longest punt in franchise history with 74-yarders by Len Younce vs. the Chicago Bears on Nov. 14, 1943, and Don Chandler at Dallas on Oct. 11, 1964.
- » Punted 5 times for 238 yards for a 40.6-yard net average at New Orleans (12/17)...Assumed placekicking duties when Randy Bullock injured his hamstring on the kickoff following his 56-yard field goal in the first quarter...It was the first field goal and 2nd attempt of Gillan's career...Return specialist Gunner Olszewski was the emergency holder on the field goal...Gillan's first field goal attempt was for the Cleveland Browns against the Jets on Dec. 27, 2020 in MetLife Stadium – also on the final play of the first half. Gillan's 61-yard try was short and to the right...He did kick a 31-yard field goal in a preseason game vs. the Cincinnati Bengals on Aug. 21, 2022.
- » It was the first game in which 2 different Giants players kicked field goals since Oct. 23, 1994, when David Treadwell booted a 19-yarder and Brad Daluiso added a 49-yarder in a 10-6 loss to the Pittsburgh Steelers.
- » Named NFC Special Teams Player of the Week for his outstanding performance in a victory vs. Philadelphia (1/7)...Gillan averaged 46.5 gross yards and 44.0 net yards on 5 punts...Four of Gillan's punts were downed or fair caught inside the 20-yard line, including one at the 9...The fifth punt was fielded at the 11-yard line and returned 8 yards to the 19...Gillan's longest kick was 55 yards.
- » In 2022, played in all 17 regular-season games and both Giants postseason games...Punted a 74 times for a 46.8-yard gross average and a 40.1-yard net average...Placed 26 punts inside the 20-yard line and had 9 touchbacks...Twice kicked a season-long 69-yard punt – at Tennessee (9/11) and at Seattle (10/30)...Also had a 67-yard punt vs. Carolina (9/18)...Booted a season-high 7 punts vs. Washington (12/4).
- » In the postseason, averaged 43.7 yards on 7 punts, none of which were returned...Tied his career postseason long with a 48-yarder in the NFC Divisional Playoff Game at Philadelphia (1/21).
- » In 2021, played in 12 games for the Browns...Punted 42 times for a 43.9-yard gross average and a 39.5-yard net average...Longest punt was 65 yards...Placed 15 punts inside the 20-yard line and had one touchback...Booted a season-high 7 punts at Minnesota (10/3)...Had season-high

averages – minimum 3 punts - of 51.7 gross yards on 3 punts vs. Denver and 47.3 net yards at New England (11/14).

- » In 2020, played in all 16 regular-season games for the 2nd consecutive season and in 2 postseason games...Recorded a 44.0-yard gross average and a 38.3-yard net average on 51 punts...Tallied season-best averages of 46.3 gross yards and 45.3 net yards (minimum 3 punts) vs. Pittsburgh (1/3)...Attempted a 61-yard field goal that was short on the final play of the first half at the Jets (12/27)...Posted averages of 41.9 gross yards and 38.4 net yards on 7 postseason punts.
- » As a rookie in 2019, played in all 16 games...Finished with career-high totals of 63 punts, a 46.2-yard gross average, a Browns-record 41.6-yard net average, 28 punts inside the 20 (5th in Browns history) and 5 touchbacks...One of 2 undrafted free agents selected to the 2019 PFWA All-Rookie team...Named AFC Special Teams Player of the Week after posting a net average of 37.7 yards and dropping 5 of 6 punts inside the 20 at the Jets (9/16)...Selected AFC Special Teams Player of the Month for September 2019 – his first month in the NFL - when he had gross and net averages of 40.6 yards...Kicked a career-high 8 punts vs. Pittsburgh (11/14).

## COLLEGE

- » Selected first-team all-Southwest Conference as a punter in 2017-18 and as a kicker in 2018 at Arkansas-Pine Bluff...In 43 games in 4 seasons, Gillan averaged 42.2 yards on 214 punts...Averaged a career-best 43.4 yards on 59 kicks in 2017...As a senior in 2018, tied his career high with 71 punts and averaged 42.5 yards, including a career-long 80-yard kick...Converted 46 of 74 field goal attempts (62.2%) and 77 of 85 PATs (90.6%) for 215 points...Scored a career-high 82 points in his senior season, when he made 20 of 29 field goal tries (career-best 69.0%) and 22 of 26 PATs (84.6%)...Rushed for 52 yards on 5 career attempts...Added 13 tackles (9 solo).

## PERSONAL

- » Earned a degree in physical education from Arkansas-Pine Bluff... Native of Inverness, Scotland who moved to the United States as a teenager...Nicknamed "The Scottish Hammer" by his high school football coach...Grew up playing rugby and played for Highland Rugby Club, before attending and playing rugby for Merchiston Castle School in Edinburgh...Did not play football until midway through his senior season at Leonardtown (Md.) High School...Wants to play rugby professionally after his NFL career...Earned a full scholarship to Arkansas-Pine Bluff after a friend submitted his highlight tape without his knowledge after seeing a Facebook post looking for a kicker after Arkansas-Pine Bluff had de-committed...Father, Colin, was a longtime member of the Royal Air Force.

### JAMIE GILLAN'S NFL REGULAR SEASON PUNTING STATISTICS

DATE	TEAM	GP	NO.	YDS.	AVG.	OPP. RET.	YDS.	NET YDS.	AVG.	TB	IN20	LG	BK
2019	Browns	16	63	2,913	46.2	20	151	2,662	41.6	5	28	71	1
2020	Browns	16	51	2,244	44.0	25	229	1,955	38.3	3	14	59	0
2021	Browns	12	42	1,842	43.9	30	162	1,660	39.5	1	15	65	0
Went from <b>Cleveland</b> to <b>Buffalo</b> .													
2021	Bills	0	0	0	0.0	0	0	0	0.0	0		0	0
2021	TOTAL	12	42	1,842	43.9	30	162	1,660	39.5	1	15	65	0
2022	Giants	17	74	3,463	46.8	28	277	3,006	40.1	9	26	69	1
2023	Giants	17	95	4,372	46.0	39	270	4,022	42.3	4	35	74	0
2024	Giants	8	34	1,555	45.7	23	100	1,415	41.6	2	18	67	0
<b>NFL TOTALS</b>		<b>86</b>	<b>359</b>	<b>16,389</b>	<b>45.7</b>	<b>165</b>	<b>1,189</b>	<b>14,720</b>	<b>40.8</b>	<b>24</b>	<b>136</b>	<b>74</b>	<b>2</b>

### JAMIE GILLAN'S NFL POSTSEASON PUNTING STATISTICS

DATE	TEAM	GP	NO.	YDS.	AVG.	OPP. RET.	YDS.	NET YDS.	AVG.	TB	IN20	LG	BK
2020	Browns	2	7	293	41.9	3	24	269	38.4	0	3	48	0
2021	Bills	0	0	0	0.0	0	0	0	0.0	0		0	0
2022	Giants	2	7	306	43.7	1	0	306	43.7	0	2	48	0
<b>NFL TOTALS</b>		<b>4</b>	<b>14</b>	<b>599</b>	<b>42.8</b>	<b>4</b>	<b>24</b>	<b>575</b>	<b>41.1</b>	<b>0</b>	<b>5</b>	<b>48</b>	<b>0</b>

Additional statistics: 2019 – 2 kickoffs; 2020 – one kickoff, one field goal attempt (61 yards, short), one rushing attempt for minus-2 yards; 2021 – one rushing attempt for zero yards, one fumble recovery.

**SINGLE-GAME HIGHS: PUNTER**

<b>Punts</b>	13 vs. New York Jets, Oct 29, 2023 8 vs. New England Patriots, Nov 26, 2023 8 vs. Washington Commanders, Oct 22, 2023 8 vs. Pittsburgh Steelers, Nov 14, 2019 7 at Cleveland Browns, Sep 22, 2024 ...5 more at 7.
<b>Gross Punting Yards</b>	549 vs. New York Jets, Oct 29, 2023 397 at San Francisco 49ers, Oct 07, 2019 395 vs. Washington Commanders, Oct 22, 2023 366 vs. Pittsburgh Steelers, Nov 14, 2019 363 vs. New England Patriots, Nov 26, 2023
<b>Gross Punting Avg</b>	61.0 vs. Seattle Seahawks, Oct 13, 2019 56.7 at San Francisco 49ers, Oct 07, 2019 54.6 vs. Chicago Bears, Oct 02, 2022 54.5 vs. Las Vegas Raiders, Nov 01, 2020 53.7 at Seattle Seahawks, Oct 30, 2022
<b>Net Punting Yards</b>	529 vs. New York Jets, Oct 29, 2023 362 vs. Washington Commanders, Oct 22, 2023 345 at San Francisco 49ers, Oct 07, 2019 322 vs. New England Patriots, Nov 26, 2023 321 at Dallas Cowboys, Nov 12, 2023
<b>Net Punting Avg</b>	51.5 at Cincinnati Bengals, Dec 29, 2019 49.8 at Buffalo Bills, Oct 15, 2023 49.3 at San Francisco 49ers, Oct 07, 2019 49.0 at San Francisco 49ers, Sep 21, 2023 49.0 vs. Arizona Cardinals, Oct 17, 2021

<b>Longest Punts</b>	74 vs. New England Patriots, Nov 26, 2023 71 at San Francisco 49ers, Oct 07, 2019 69 at Seattle Seahawks, Oct 30, 2022 69 at Tennessee Titans, Sep 11, 2022 67 at Cleveland Browns, Sep 22, 2024 ...1 more at 67.
<b>Inside the 20</b>	5 vs. New York Jets, Oct 29, 2023 5 at Tennessee Titans, Sep 11, 2022 5 at New York Jets, Sep 16, 2019 4 at Carolina Panthers, Nov 10, 2024 ...5 more at 4.
<b>Rush Attempts</b>	1 vs. Philadelphia Eagles, Dec 11, 2022 1 at Green Bay Packers, Oct 09, 2022 1 at Kansas City Chiefs, Sep 12, 2021 ...1 more at 1.
<b>Special Teams Tackles</b>	1 vs. Dallas Cowboys, Sep 26, 2022 1 at Baltimore Ravens, Nov 28, 2021 1 at Cincinnati Bengals, Nov 07, 2021 ...2 more at 1.

**SINGLE-GAME HIGHS - POSTSEASON: PUNTER**

<b>Punts</b>	5 at Philadelphia Eagles, Jan 21, 2023 5 at Pittsburgh Steelers, Jan 10, 2021 2 at Minnesota Vikings, Jan 15, 2023 2 at Kansas City Chiefs, Jan 17, 2021	<b>Net Punting Avg</b>	43.2 at Philadelphia Eagles, Jan 21, 2023 36.4 at Pittsburgh Steelers, Jan 10, 2021
<b>Gross Punting Yards</b>	216 at Philadelphia Eagles, Jan 21, 2023 198 at Pittsburgh Steelers, Jan 10, 2021 95 at Kansas City Chiefs, Jan 17, 2021 90 at Minnesota Vikings, Jan 15, 2023	<b>Longest Punts</b>	48 at Philadelphia Eagles, Jan 21, 2023 48 at Kansas City Chiefs, Jan 17, 2021 47 at Minnesota Vikings, Jan 15, 2023 46 at Pittsburgh Steelers, Jan 10, 2021
<b>Gross Punting Avg</b>	43.2 at Philadelphia Eagles, Jan 21, 2023 39.6 at Pittsburgh Steelers, Jan 10, 2021	<b>Inside the 20</b>	2 at Pittsburgh Steelers, Jan 10, 2021 1 at Philadelphia Eagles, Jan 21, 2023 1 at Minnesota Vikings, Jan 15, 2023 1 at Kansas City Chiefs, Jan 17, 2021
<b>Net Punting Yards</b>	216 at Philadelphia Eagles, Jan 21, 2023 182 at Pittsburgh Steelers, Jan 10, 2021 90 at Minnesota Vikings, Jan 15, 2023 87 at Kansas City Chiefs, Jan 17, 2021		

**2023 GAME-BY-GAME REGULAR-SEASON STATISTICS (GIANTS)**

DATE	OPPONENT		NO.	YDS.	AVG.	OPP. RET.	YDS.	NET YDS.	AVG	TB	IN20	LG	BK	W/L	SCORE
09/10	Cowboys	P	3	160	53.3	2	17	143	47.7	0	0	62	0	L	0-40
09/17	at Cardinals	P	3	111	37.0	1	0	111	37.0	0	1	42	0	W	31-28
09/21	at 49ers	P	6	316	52.7	3	22	294	49.0	0	1	60	0	L	12-30
10/02	Seahawks	P	5	268	53.6	1	23	225	45.0	1	2	61	0	L	3-24
10/08	at Dolphins	P	4	161	40.3	0	0	161	40.3	0	3	49	0	L	16-31
10/15	at Bills	P	4	202	50.5	1	3	199	49.8	0	2	64	0	L	9-14
10/22	Commanders	P	8	395	49.4	6	33	362	45.3	0	2	58	0	W	14-7
10/29	Jets	P	13	549	42.2	3	20	529	40.7	0	5	58	0	L	10-13+
11/05	at Raiders	P	4	169	42.3	1	6	163	40.8	0	1	48	0	L	6-30
11/12	at Cowboys	P	7	350	50.0	3	9	321	45.9	1	2	58	0	L	17-49
11/19	at Commanders	P	7	318	45.4	4	0	298	42.6	1	2	56	0	W	31-19
11/26	Patriots	P	8	363	45.4	4	21	322	40.3	1	4	74	0	W	10-7
12/11	Packers	P	4	164	41.0	3	7	157	39.3	0	3	50	0	W	24-22
12/17	at Saints	P	5	238	47.6	3	35	203	40.6	0	1	53	0	L	6-24
12/25	at Eagles	P	4	158	39.5	3	66	92	23.0	0	1	44	0	L	25-33
12/31	Rams	P	5	222	44.4	0	0	222	44.4	0	1	52	0	L	25-26
01/07	Eagles	P	5	228	45.6	1	8	220	44.0	0	4	55	0	W	27-10
<b>2023 TOTALS</b>			<b>17</b>	<b>95</b>	<b>4,372</b>	<b>46.0</b>	<b>39</b>	<b>270</b>	<b>4,022</b>	<b>42.3</b>	<b>4</b>	<b>35</b>	<b>74</b>	<b>0</b>	<b>6-11</b>

+ - Overtime

**2024 GAME-BY-GAME REGULAR-SEASON STATISTICS (GIANTS)**

DATE	OPPONENT		NO.	YDS.	AVG.	OPP. RET.	YDS.	NET YDS.	AVG	TB	IN20	LG	BK	W/L	SCORE
09/08	Vikings	P	6	277	46.2	1	0	277	46.2	0	4	54	0	L	6-28
09/15	at Commanders	P	2	87	43.5	1	24	63	31.5	0	1	60	0	L	18-21
09/22	at Browns	P	7	361	51.6	5	38	283	40.4	2	2	67	0	W	21-15
09/26	Cowboys	P	1	44	44.0	0	0	44	44.0	0	1	44	0	L	15-20
10/06	at Seahawks	P	4	186	46.5	1	7	179	44.8	0	1	59	0	W	29-20
10/13	Bengals													L	7-17
10/20	Eagles													L	3-28
10/28	at Steelers													L	18-26
11/03	Commanders													L	22-27
11/10	at Panthers	P	5	204	40.8	3	19	185	37.0	0	4	46	0	L	17-20+
11/24	Buccaneers	P	4	168	42.0	1	15	153	38.3	0	3	53	0	L	7-30
11/28	at Cowboys	P	5	228	45.6	2	-3	231	46.2	0	2	54	0	L	20-27
<b>2024 TOTALS</b>			<b>8</b>	<b>34</b>	<b>1,555</b>	<b>45.7</b>	<b>14</b>	<b>100</b>	<b>1,415</b>	<b>41.6</b>	<b>2</b>	<b>18</b>	<b>67</b>	<b>0</b>	<b>2-10</b>

+ - Overtime



# ERIC GRAY

RB

HEIGHT: 5-10  
WEIGHT: 211  
COLLEGE: OKLAHOMA  
HOW ACQUIRED: D5-'23  
NFL EXP.: 2ND YEAR  
GIANTS EXP.: 2ND YEAR

20

## TRANSACTIONS

- » Originally a 5th-round (172nd pick overall) draft choice by the Giants in 2023.

## 2024 SEASON HIGHLIGHTS

- » Has returned a total of 20 kickoffs for 517 yards (25.9 yards-per-return).
- » Totaled three receptions for 50 yards (16.7 avg.) in Week 5 against Seattle (10/6).

## CAREER HIGHLIGHTS

- » Has played in 25 regular season-games in first two seasons with the Giants...Career totals include 30 rushes for 73 yards (2.4 avg.) and 14 receptions for 98 yards (7.0 avg.)...Has returned 24 kickoffs for 575 yards (24.0 avg.).
- » As a rookie in 2023, played in 13 games...Rushed 17 times for 48 yards and caught 6 passes for 22 yards...Returned 7 punts for 28 yards with a long of 14...Also returned 4 kickoffs for 58 yards (14.5 avg.)...Missed 4 games (Oct. 29-Nov. 19) while on injured reserve with a calf injury.
- » Returned one punt for 7 yards in his NFL debut vs. Dallas (9/10)...Had one return for 14 yards at Arizona (9/17)...Saw first action on offense at Miami (10/8) and rushed 12 times for 25 yards, both season highs, caught one pass for one yard, and returned one kickoff for 20 yards...Injured his calf vs. Washington (10/22).
- » Returned to the field vs. New England (11/26) and played 2 snaps on offense and 2 snaps on special teams...Rushed one time for 2 yards vs. the Rams (12/31)...Gained 19 yards on 3 carries vs. Philadelphia (1/7).

## COLLEGE

- » Played 2 years at Tennessee before transferring to Oklahoma for his final 2 seasons...Played 47 games with 24 starts...Career totals included 549 rushing attempts for 3,089 yards (5.6-yard avg.) and 21 touchdowns, and 99 receptions for 827 yards (8.4-yard avg.) and 5 scores.
- » In 2022, started all 12 regular-season games before opting out of the Cheez-It Bowl...Recorded career-high totals with 213 rushing attempts for 1,336 yards and 11 touchdowns, plus 33 catches (for 229 yards, tying the 2nd-highest figure of his career)...Had a conference-best 43 carries of at least 10 yards and registered eight 100-yard rushing games...All-Big 12 2nd-team selection...Academic All-Big 12 first-team honoree...One of 3 recipients of program's Don Key Award (presented for excellence on and off the field).
- » In his first season at Oklahoma in 2021, played in all 13 games with 6 starts...Rushed for 412 yards and 2 touchdowns on 78 carries and added 23 receptions for 229 yards and 2 scores.
- » In 2020 at Tennessee, played in 9 games with 5 starts...Scored a team-high 6 touchdowns (4 rushing, 2 receiving)...Ranked 8th in the SEC with 772 rushing yards, on 157 carries (4.9 yard avg.)...Led Vols in rushing in 7 of his 9 games and surpassed 100 rushing yards in 4 contests...Ranked 2nd on team with 30 receptions for a career-high 254 yards...As a freshman in 2019, was named to first-year SEC Academic Honor Roll...Played in all 13 games and led the team with 4 rushing touchdowns...Averaged 5.3 yards per carry and finished 2nd on the team with 539 rushing yards on 101 carries...Caught 13 passes for 115 yards and one touchdown.

## OFF-THE-FIELD ACTIVITY

- » Joined Project Kind, an organization to support those experiencing homelessness, to host an event with 125 people from the organization for a day of haircuts, spa treatments and lunch at MetLife stadium...The entire 2023 rookie class visited Harlem, where players were split into groups to visit 4 different schools and hosted a flag football clinic for 50 of the boys in the Harlem Giants program...To celebrate Halloween, dressed in costume to visit patients and distribute giftbags at Hackensack University Medical Center's Joseph M. Sanzari Children's Hospital...Continued the annual rookie Thanksgiving tradition at the Community Kitchen located at the Food Bank for New York City in Harlem to hand out turkeys and meals for people in need...Met with members from the Wounded Warriors Project during their visit to the Quest Diagnostics Training Center to watch practice and enjoy a day with the Giants...Represented St. Jude Children's Research Hospital during the Week 13 My Cause My Cleats NFL initiative.

## PERSONAL

- » Majored in kinesiology at Tennessee and multidisciplinary studies at Oklahoma...Attended Lausanne Collegiate School in Memphis...Played in 2019 All-American Bowl...Tennessee Mr. Football winner in 2016, 2017 and 2018 (first 3-time honoree)...Two-time Tennessee Gatorade Player of the Year (2017 and 2018) and 2-time Memphis Commercial Appeal Offensive Player of the Year (2016 and 2017)...Led Lausanne to Division II-AA state titles

as a sophomore and junior (2016 and 2017)...Set Tennessee state record with 138 career touchdowns...As a senior, rushed 241 times for 2,499 yards and 40 touchdowns and led Lausanne to state semifinals with an 11-1 record)...As a junior, had 323 carries for 3,151 yards and 45 touchdowns and led the team to a 13-0 record...Also had 268 receiving yards and 3 scores...Totaled 281 yards and 5 rushing touchdowns (39, 35, 19, 12 and 44 yards) in 41-13 state title-game win in 2017...In 2016, totaled 2,251 rushing yards and 38 touchdowns for a team that finished 14-0...Scored the game-winning touchdown on a 5-yard run with 2:35 left in the 2016 state championship game.

» Enrolled at Tennessee in January 2019...Father (Eric) played running back at Tennessee State from 1985-87 and was his running backs coach in high school...Uncle (Maurice Hall) played running back at Ohio State from 2001-04...Served as a middle school math tutor and raised money for Touchdowns Against Cancer (St. Jude Children's Research Hospital initiative)...Also ran track (sprinter) his first 3 years at Lausanne, setting career bests of 11.32 in the 100 meters and 23.94 in the 200 meters. Held a 3.5 GPA in high school.

#### ERIC GRAY'S NFL REGULAR SEASON RUSHING/RECEIVING STATISTICS

DATE	TEAM	GP	GS	RUSHING					RECEIVING				
				NO.	YDS.	AVG.	LG	TD	NO.	YDS.	AVG.	LG	TD
2023	Giants	13	0	17	48	2.8	12	0	6	22	3.7	9	0
2024	Giants	12	0	13	25	1.9	6	0	8	76	9.5	19	0
<b>NFL TOTALS</b>		<b>25</b>	<b>0</b>	<b>30</b>	<b>73</b>	<b>2.4</b>	<b>12</b>	<b>0</b>	<b>14</b>	<b>98</b>	<b>7.0</b>	<b>19</b>	<b>0</b>

#### ERIC GRAY'S NFL REGULAR SEASON RETURN STATISTICS

DATE	TEAM	KICKOFF RETURNS					PUNT RETURNS					
		RET.	YDS.	AVG.	LG	TD	NO.	FC	YDS.	AVG.	LG	TD
2023	Giants	4	58	14.5	20	0	7	5	28	4.0	14	0
2024	Giants	20	517	25.9	36	0	0	0	0	0.0	0	0
<b>NFL TOTALS</b>		<b>24</b>	<b>575</b>	<b>24.0</b>	<b>36</b>	<b>0</b>	<b>7</b>	<b>5</b>	<b>28</b>	<b>4.0</b>	<b>14</b>	<b>0</b>



## SINGLE-GAME HIGHS: RUSHING/RECEIVING

<b>Rush Attempts</b>	12 at Miami Dolphins, Oct 08, 2023 4 at Seattle Seahawks, Oct 06, 2024 3 vs. Cincinnati Bengals, Oct 13, 2024 3 vs. Philadelphia Eagles, Jan 07, 2024 2 vs. Minnesota Vikings, Sep 08, 2024	<b>Kickoff Returns</b>	5 at Washington Commanders, Sep 15, 2024 4 vs. Washington Commanders, Nov 03, 2024 3 at Carolina Panthers, Nov 10, 2024 2 at Seattle Seahawks, Oct 06, 2024 2 vs. Dallas Cowboys, Sep 26, 2024 ...1 more at 2.
<b>Rushing Yards</b>	25 at Miami Dolphins, Oct 08, 2023 19 vs. Philadelphia Eagles, Jan 07, 2024 13 vs. Cincinnati Bengals, Oct 13, 2024 6 vs. Minnesota Vikings, Sep 08, 2024 4 at Seattle Seahawks, Oct 06, 2024	<b>Kickoff Return Yards</b>	128 at Washington Commanders, Sep 15, 2024 104 vs. Washington Commanders, Nov 03, 2024 77 at Carolina Panthers, Nov 10, 2024 54 vs. Dallas Cowboys, Sep 26, 2024 52 at Cleveland Browns, Sep 22, 2024
<b>Rushing Average</b>	2.1 at Miami Dolphins, Oct 08, 2023	<b>Longest Kickoff Return</b>	36 at Dallas Cowboys, Nov 28, 2024 31 vs. Dallas Cowboys, Sep 26, 2024 30 at Carolina Panthers, Nov 10, 2024 30 at Washington Commanders, Sep 15, 2024 29 vs. Washington Commanders, Nov 03, 2024 ...1 more at 29.
<b>Longest Runs</b>	12 vs. Philadelphia Eagles, Jan 07, 2024 8 at Miami Dolphins, Oct 08, 2023 6 vs. Cincinnati Bengals, Oct 13, 2024 6 vs. Minnesota Vikings, Sep 08, 2024 5 vs. Philadelphia Eagles, Jan 07, 2024 ...1 more at 5.	<b>Fair Catches</b>	1 vs. Washington Commanders, Oct 22, 2023 1 at Buffalo Bills, Oct 15, 2023 1 at Miami Dolphins, Oct 08, 2023 ...2 more at 1.
<b>Receptions</b>	3 at Seattle Seahawks, Oct 06, 2024 3 at New Orleans Saints, Dec 17, 2023 2 vs. Tampa Bay Buccaneers, Nov 24, 2024 1 at Pittsburgh Steelers, Oct 28, 2024 1 vs. Philadelphia Eagles, Oct 20, 2024 ...4 more at 1.	<b>Punt Return Yards</b>	14 at Arizona Cardinals, Sep 17, 2023 7 vs. Dallas Cowboys, Sep 10, 2023 4 at Buffalo Bills, Oct 15, 2023
<b>Receiving Yards</b>	50 at Seattle Seahawks, Oct 06, 2024 9 vs. Minnesota Vikings, Sep 08, 2024 9 vs. Philadelphia Eagles, Jan 07, 2024 7 vs. Tampa Bay Buccaneers, Nov 24, 2024 7 vs. Philadelphia Eagles, Oct 20, 2024	<b>Longest Punt Return</b>	14 at Arizona Cardinals, Sep 17, 2023 7 vs. Dallas Cowboys, Sep 10, 2023 4 at Buffalo Bills, Oct 15, 2023
<b>Receiving Average</b>	16.7 at Seattle Seahawks, Oct 06, 2024 2.0 at New Orleans Saints, Dec 17, 2023	<b>Punt Returns</b>	3 at San Francisco 49ers, Sep 21, 2023 2 at Buffalo Bills, Oct 15, 2023 1 vs. Seattle Seahawks, Oct 02, 2023 1 at San Francisco 49ers, Sep 21, 2023 1 at Arizona Cardinals, Sep 17, 2023 ...1 more at 1.
<b>Longest Receptions</b>	19 at Seattle Seahawks, Oct 06, 2024 18 at Seattle Seahawks, Oct 06, 2024 13 at Seattle Seahawks, Oct 06, 2024 9 vs. Minnesota Vikings, Sep 08, 2024 9 vs. Philadelphia Eagles, Jan 07, 2024	<b>Kickoff Return Average</b>	26.0 vs. Washington Commanders, Nov 03, 2024 25.7 at Carolina Panthers, Nov 10, 2024 25.6 at Washington Commanders, Sep 15, 2024
<b>All-Purpose Yards</b>	128 at Washington Commanders, Sep 15, 2024 104 vs. Washington Commanders, Nov 03, 2024 98 at Seattle Seahawks, Oct 06, 2024 77 at Carolina Panthers, Nov 10, 2024 55 vs. Dallas Cowboys, Sep 26, 2024	<b>Scrimmage Yards</b>	54 at Seattle Seahawks, Oct 06, 2024 28 vs. Philadelphia Eagles, Jan 07, 2024 26 at Miami Dolphins, Oct 08, 2023 15 vs. Minnesota Vikings, Sep 08, 2024 13 vs. Cincinnati Bengals, Oct 13, 2024

**2023 GAME-BY-GAME REGULAR-SEASON STATISTICS (GIANTS)**

DATE	OPPONENT	P/S	RUSHING					RECEIVING					W/L	SCORE
			NO.	YDS.	AVG.	LG	TD	NO.	YDS.	AVG.	LG	TD		
09/10	Cowboys	P	0	0	0.0	0	0	0	0	0.0	0	0	L	0-40
09/17	at Cardinals	P	0	0	0.0	0	0	0	0	0.0	0	0	W	31-28
09/21	at 49ers	P	0	0	0.0	0	0	0	0	0.0	0	0	L	12-30
10/02	Seahawks	P	0	0	0.0	0	0	0	0	0.0	0	0	L	3-24
10/08	at Dolphins	P	12	25	2.1	8	0	1	1	1.0	1	0	L	16-31
10/15	at Bills	P	1	2	2.0	2	0	0	0	0.0	0	0	L	9-14
10/22	Commanders	P	0	0	0.0	0	0	0	0	0.0	0	0	W	14-7
10/29	Jets												L	10-13+
11/05	at Raiders												L	6-30
11/12	at Cowboys												L	17-49
11/19	at Commanders												W	31-19
11/26	Patriots	P	0	0	0.0	0	0	0	0	0.0	0	0	W	10-7
12/11	Packers	P	0	0	0.0	0	0	0	0	0.0	0	0	W	24-22
12/17	at Saints	P	0	0	0.0	0	0	3	6	2.0	3	0	L	6-24
12/25	at Eagles	P	0	0	0.0	0	0	0	0	0.0	0	0	L	25-33
12/31	Rams	P	1	2	2.0	2	0	1	6	6.0	6	0	L	25-26
01/07	Eagles	P	3	19	6.3	12	0	1	9	9.0	9	0	W	27-10
<b>2023 TOTALS</b>		<b>13-0</b>	<b>17</b>	<b>48</b>	<b>2.8</b>	<b>12</b>	<b>0</b>	<b>6</b>	<b>22</b>	<b>3.7</b>	<b>9</b>	<b>0</b>	<b>6-11</b>	

+ - Overtime

**2024 GAME-BY-GAME REGULAR-SEASON STATISTICS (GIANTS)**

DATE	OPPONENT	P/S	RUSHING					RECEIVING					W/L	SCORE
			NO.	YDS.	AVG.	LG	TD	NO.	YDS.	AVG.	LG	TD		
09/08	Vikings	P	2	6	3.0	6	0	1	9	9.0	9	0	L	6-28
09/15	at Commanders	P	0	0	0.0	0	0	0	0	0.0	0	0	L	18-21
09/22	at Browns	P	1	0	0.0	0	0	0	0	0.0	0	0	W	21-15
09/26	Cowboys	P	1	1	1.0	1	0	0	0	0.0	0	0	L	15-20
10/06	at Seahawks	P	4	4	1.0	2	0	3	50	16.7	19	0	W	29-20
10/13	Bengals	P	3	13	4.3	6	0	0	0	0.0	0	0	L	7-17
10/20	Eagles	P	1	2	2.0	2	0	1	7	7.0	7	0	L	3-28
10/28	at Steelers	P	0	0	0.0	0	0	1	3	3.0	3	0	L	18-26
11/03	Commanders	P	0	0	0.0	0	0	0	0	0.0	0	0	L	22-27
11/10	at Panthers	P	0	0	0.0	0	0	0	0	0.0	0	0	L	17-20+
11/24	Buccaneers	P	1	-1	-1.0	-1	0	2	7	3.5	4	0	L	7-30
11/28	at Cowboys	P	0	0	0.0	0	0	0	0	0.0	0	0	L	20-27
<b>2024 TOTALS</b>		<b>12-0</b>	<b>13</b>	<b>25</b>	<b>1.9</b>	<b>6</b>	<b>0</b>	<b>8</b>	<b>76</b>	<b>9.5</b>	<b>19</b>	<b>0</b>	<b>2-10</b>	

+ - Overtime



# ART GREEN

DB

HEIGHT: 6-1  
 WEIGHT: 201  
 COLLEGE: HOUSTON  
 HOW ACQUIRED: FA-'24  
 NFL EXP.: 1ST YEAR  
 GIANTS EXP.: 1ST YEAR

35

## 2024 SEASON HIGHLIGHTS

- » Recorded one tackle and one forced fumble in Week 13 at Dallas (11/28).

## CAREER HIGHLIGHTS:

- » In 2024, signed with the Giants as a member of the practice squad...Signed to the Giants active roster prior to Week 10.
- » In 2023, signed with Denver as an undrafted free agent...Spent the entire season on the practice squad...Promoted to the active roster and was inactive for the season finale at Las Vegas (1/7).

## COLLEGE:

- » Played in 34 games with 15 starts over 4 seasons for the Cougars (2020-22)...Career totals include 76 tackles (59 solo), 3 tackles for loss, 15 passes defended and 3 interceptions...In 2022, played in 12 games with 11 starts...Was named 2nd-team All-AAC...Named the Independence Bowl Defensive MVP for his 9 tackle performance against Louisiana-Lafayette (12/23)...In 2021, played in 14 games producing 17 tackles (13 solo), 3 passes defended and one interception...During his freshman year in 2020, played in 8 games...Prior to arriving at Houston, played 2 years at Hutchinson (Kan.) Community College, playing 18 games and recording 32 tackles, 11 passes defended and 8 interceptions.

ART GREEN'S NFL REGULAR SEASON DEFENSIVE STATISTICS																												
DATE	TEAM	GP	GS	TACKLES							INTERCEPTIONS						O. FUMB				ST				MISC			
				TK	S	A	TFL	YDS	SK	YDS	QBH	NO	YDS	LG	TD	PD	FF	FR	TD	YDS	TK	S	A	FF	FR	S	A	
2023	Broncos	0	0	0	0	0	0	0	0.0	0.0	0	0	0	0	0	0	0	0	0	0	0	0	0	0	0	0	0	0
2024	Giants	4	0	0	0	0	0	0	0.0	0.0	0	0	0	0	0	0	0	0	0	0	0	0	2	1	1	1	0	0
<b>NFL TOTALS</b>		<b>4</b>	<b>0</b>	<b>0</b>	<b>0</b>	<b>0</b>	<b>0</b>	<b>0</b>	<b>0.0</b>	<b>0.0</b>	<b>0</b>	<b>0</b>	<b>0</b>	<b>0</b>	<b>0</b>	<b>0</b>	<b>0</b>	<b>0</b>	<b>0</b>	<b>0</b>	<b>0</b>	<b>0</b>	<b>2</b>	<b>1</b>	<b>1</b>	<b>1</b>	<b>0</b>	<b>0</b>

2023 GAME-BY-GAME REGULAR-SEASON STATISTICS (BRONCOS)																														
DATE	OPPONENT	P/S	TACKLES							INTERCEPTIONS						O. FUMB				ST				MISC				W/L	SCORE	
			TK	S	A	SK	YDS	TFL	YDS	QBH	NO	YDS	LG	TD	PD	FF	FR	TD	YDS	TK	S	A	FF	FR	S	A				
09/10	Raiders																											L	16-17	
09/17	Commanders																											L	33-35	
09/24	at Dolphins																											L	20-70	
10/01	at Bears																											W	31-28	
10/08	Jets																											L	21-31	
10/12	at Chiefs																											L	8-19	
10/22	Packers																											W	19-17	
10/29	Chiefs																											W	24-9	
11/13	at Bills																											W	24-22	
11/19	Vikings																											W	21-20	
11/26	Browns																											W	29-12	
12/03	at Texans																											L	17-22	
12/10	at Chargers																											W	24-7	
12/16	at Lions																											L	17-42	
12/24	Patriots																											L	23-26	
12/31	Chargers																											W	16-9	
01/07	at Raiders																											L	14-27	
<b>2023 TOTALS</b>			0	0	0	0.0	0.0	0	0	0	0	0	0	0	0	0	0	0	0	0	0	0	0	0	0	0	0	0	8-9	

2024 GAME-BY-GAME REGULAR-SEASON STATISTICS (GIANTS)

DATE	OPPONENT	P/S	TACKLES							INTERCEPTIONS					O. FUMB				ST					MISC		W/L	SCORE	
			TK	S	A	SK	YDS	TFL	YDS	QBH	NO	YDS	LG	TD	PD	FF	FR	TD	YDS	TK	S	A	FF	FR	S			A
09/08	Vikings																									L	6-28	
09/15	at Commanders																								L	18-21		
09/22	at Browns	P	0	0	0	0.0	0.0	0	0	0	0	0	0	0	0	0	0	0	0	1	0	1	0	0	0	0	W	21-15
09/26	Cowboys																								L	15-20		
10/06	at Seahawks																								W	29-20		
10/13	Bengals																								L	7-17		
10/20	Eagles																								L	3-28		
10/28	at Steelers																								L	18-26		
11/03	Commanders																								L	22-27		
11/10	at Panthers	P	0	0	0	0.0	0.0	0	0	0	0	0	0	0	0	0	0	0	0	0	0	0	0	0	0	0	L	17-20+
11/24	Buccaneers	P	0	0	0	0.0	0.0	0	0	0	0	0	0	0	0	0	0	0	0	0	0	0	0	0	0	0	L	7-30
11/28	at Cowboys	P	0	0	0	0.0	0.0	0	0	0	0	0	0	0	0	0	0	0	0	1	1	0	1	0	0	0	L	20-27
<b>2024 TOTALS</b>		<b>4-0</b>	<b>0</b>	<b>0</b>	<b>0</b>	<b>0.0</b>	<b>0.0</b>	<b>0</b>	<b>0</b>	<b>0</b>	<b>0</b>	<b>0</b>	<b>0</b>	<b>0</b>	<b>0</b>	<b>0</b>	<b>0</b>	<b>0</b>	<b>0</b>	<b>2</b>	<b>1</b>	<b>1</b>	<b>1</b>	<b>0</b>	<b>0</b>	<b>0</b>	<b>2-10</b>	

+ - Overtime



# TRE HAWKINS III

CB

HEIGHT: 6-3  
WEIGHT: 195  
COLLEGE: OLD DOMINION  
HOW ACQUIRED: D6-'23  
NFL EXP.: 2ND YEAR  
GIANTS EXP.: 2ND YEAR

37

## TRANSACTIONS

- » Originally a 6th-round (209th pick overall) draft choice by the Giants in 2023.

## CAREER HIGHLIGHTS

- » As a rookie in 2023, played in all 17 games with 3 starts...Recorded 35 tackles (24 solo) and one pass defended.
- » Contributed a season-high 7 tackles (5 solo) in his NFL debut vs. Dallas (9/10)...Hawkins was one of only 3 rookies drafted in the 6th round or later to start in Week 1...The Giants' other starting cornerback against the Cowboys was first-round draft choice Deonte Banks. It was the first time in the Super Bowl era the Giants started 2 rookie corners in the season opener...They had last started 2 rookies in their secondary in their opening game in 1980, when Mark Haynes (right cornerback) and Bud Hebert (free safety) started in a 41-35 victory vs. the Cardinals in St. Louis...The previous NFL team to start a pair of rookie corners in the season's first game was the 2008 Kansas City Chiefs (Brandon Carr and Brandon Flowers).
- » Center John Michael Schmitz, the Giants' 2nd-round draft choice, also started vs. Dallas...The Giants started 3 rookie draft choices in their season opener for the first time since 2018, when running back Saquon Barkley, left guard Will Hernandez, and defensive lineman B.J. Hill all played the first snap.
- » Had one tackle at Arizona (9/17)...Tallied 6 tackles (2 solo) at San Francisco (9/21)...Recorded 2 tackles at Miami (10/8) and at Buffalo (10/15).
- » Made his 2nd start vs. Washington (10/22) and registered his first career pass defended, plus 4 tackles (3 solo)...Collected 6 tackles (4 solo) in a start at Washington (11/19) and 6 stops (5 solo) vs. Philadelphia (1/7).

## COLLEGE

- » Played 2 seasons at Trinity Valley Community College in Texas before spending his final 3 years at Old Dominion, which canceled its 2020 season due to the pandemic...In 2021-22, started all 25 games in which he played and recorded 133 tackles (98 solo), 5 stops for loss, 2 interceptions, 13 pass breakups, 3 forced fumbles and 3 fumble recoveries.
- » In 2022, started all 12 games at cornerback...Finished 4th on the team with 57 tackles (44 solo)...Tied for the team lead with 2 interceptions and was 2nd on the squad with 6 pass breakups...Tied for the Sun Belt Conference lead with 3 fumbles recovered, forced 2 and blocked one kick...In 2021, started all 13 games at cornerback...Recorded 76 tackles (54 solo), 4 stops for loss and 7 pass breakups...The 76 tackles are the most in a single season by an ODU cornerback...In 2019, played in 8 games at Trinity Valley Community College...Finished with 26 tackles (11 solo), 2.5 tackles for loss and 4 pass breakups.
- » In 2018, played in 9 games for Trinity Valley and had 18 tackles (13 solo), including one for loss, one pass breakup and one forced fumble.

## OFF-THE-FIELD ACTIVITY

- » Joined Project Kind, an organization to support those experiencing homelessness, to host an event with 125 people from the organization for a day of haircuts, spa treatments and lunch at MetLife stadium...The entire 2023 rookie class visited Harlem, where players were split into groups to visit 4 different schools and hosted a flag football clinic for 50 of the boys in the Harlem Giants program...To celebrate Halloween, dressed in costume to visit patients and distribute giftbags at Hackensack University Medical Center's Joseph M. Sanzari Children's Hospital...Continued the annual rookie Thanksgiving tradition at the Community Kitchen located at the Food Bank for New York City in Harlem to hand out turkeys and meals for people in need...Partnered with the American Heart Association and Oakley to meet and play with students for 60 minutes and encourage them to be active and create healthy habits at Benjamin Franklin Middle School in Ridgewood, N.J. and provided a \$1,500 equipment grant...Met with members from the Wounded Warriors Project during their visit to the Quest Diagnostics Training Center to watch practice and enjoy a day with the Giants...Represented the Breast Cancer Research Foundation during the NFL's Week 13 My Cause My Cleats initiative.»

## PERSONAL

- » Sport management major...Recorded 60 tackles, 7 pass breakups and 2 interceptions as a senior at Temple (Texas) High School...Helped Temple to a berth in the regional final...Also a standout sprinter on the track team...Son of Tausha Jackson.

**TRE HAWKINS III'S NFL REGULAR SEASON DEFENSIVE STATISTICS**

DATE	TEAM	GP	GS	TACKLES							INTERCEPTIONS					O. FUMB				ST				MISC			
				TK	S	A	TFL	YDS	SK	YDS	QBH	NO	YDS	LG	TD	PD	FF	FR	TD	YDS	TK	S	A	FF	FR	S	A
2023	Giants	17	3	35	24	11	0	0	0.0	0.0	0	0	0	0	0	1	0	0	0	0	0	0	0	0	0	0	0
2024	Giants	2	0	4	4	0	0	0	0.0	0.0	0	0	0	0	0	0	0	0	0	0	0	0	0	0	0	0	
<b>NFL TOTALS</b>		<b>19</b>	<b>3</b>	<b>39</b>	<b>28</b>	<b>11</b>	<b>0</b>	<b>0</b>	<b>0.0</b>	<b>0.0</b>	<b>0</b>	<b>0</b>	<b>0</b>	<b>0</b>	<b>0</b>	<b>1</b>	<b>0</b>	<b>0</b>	<b>0</b>	<b>0</b>	<b>0</b>	<b>0</b>	<b>0</b>	<b>0</b>	<b>0</b>	<b>0</b>	

**SINGLE-GAME HIGHS: DEFENSIVE**

**Total Tackles** 7 vs. Dallas Cowboys, Sep 10, 2023  
 6 vs. Philadelphia Eagles, Jan 07, 2024  
 6 at Washington Commanders, Nov 19, 2023  
 6 at San Francisco 49ers, Sep 21, 2023  
 4 vs. Philadelphia Eagles, Oct 20, 2024  
 ...1 more at 4.

**Solo Tackles** 5 vs. Philadelphia Eagles, Jan 07, 2024  
 5 vs. Dallas Cowboys, Sep 10, 2023  
 4 vs. Philadelphia Eagles, Oct 20, 2024  
 4 at Washington Commanders, Nov 19, 2023  
 3 vs. Washington Commanders, Oct 22, 2023

**2024 GAME-BY-GAME REGULAR-SEASON STATISTICS (GIANTS)**

DATE	OPPONENT	P/S	TACKLES							INTERCEPTIONS					O. FUMB				ST				MISC		W/L	SCORE		
			TK	S	A	SK	YDS	TFL	YDS	QBH	NO	YDS	LG	TD	PD	FF	FR	TD	YDS	TK	S	A	FF	FR			S	A
09/08	Vikings		ON INACTIVE LIST																							L	6-28	
09/15	at Commanders	P	0	0	0	0.0	0.0	0	0	0	0	0	0	0	0	0	0	0	0	0	0	0	0	0	0	0	L	18-21
09/22	at Browns		ON INACTIVE LIST																							W	21-15	
09/26	Cowboys		DID NOT PLAY (NON-INJURY)																							L	15-20	
10/06	at Seahawks		ON INACTIVE LIST																							W	29-20	
10/13	Bengals		ON INACTIVE LIST																							L	7-17	
10/20	Eagles	P	4	4	0	0.0	0.0	0	0	0	0	0	0	0	0	0	0	0	0	0	0	0	0	0	0	L	3-28	
10/28	at Steelers		DID NOT PLAY (NON-INJURY)																							L	18-26	
11/03	Commanders		ON INACTIVE LIST																							L	22-27	
11/10	at Panthers		DID NOT PLAY (NON-INJURY)																							L	17-20+	
11/24	Buccaneers		ON INACTIVE LIST																							L	7-30	
11/28	at Cowboys		INACTIVE																							L	20-27	
<b>2024 TOTALS</b>		<b>2-0</b>	<b>4</b>	<b>4</b>	<b>0</b>	<b>0.0</b>	<b>0.0</b>	<b>0</b>	<b>0</b>	<b>0</b>	<b>0</b>	<b>0</b>	<b>0</b>	<b>0</b>	<b>0</b>	<b>0</b>	<b>0</b>	<b>0</b>	<b>0</b>	<b>0</b>	<b>0</b>	<b>0</b>	<b>0</b>	<b>0</b>	<b>0</b>	<b>0</b>	<b>2-10</b>	

+ - Overtime



# CHRISTOPHER HUBBARD

HEIGHT: 6-4  
 WEIGHT: 295  
 COLLEGE: ALABAMA AT BIRMINGHAM  
 HOW ACQUIRED: FA-'24  
 NFL EXP.: 11TH YEAR  
 GIANTS EXP.: 1ST YEAR

# 70

## 2024 SEASON HIGHLIGHTS

- » Entered the game at left tackle in Week 12 versus Tampa Bay (11/24).
- » Made his season-debut, Giants debut and started at left tackle in Week 8 at Pittsburgh (10/28).

## CAREER HIGHLIGHTS

- » Hubbard has played in 99 regular season games with 61 starts for Pittsburgh (2014-17), Cleveland (2018-22) and Tennessee (2023)...Played in 6 postseason games...Played all 16 games of the 2017 & 2018 seasons.
- » In 2023, played in 9 games with 9 starts at right tackle...Suffered a biceps injury and was placed on season-ending injured reserve on 11/25.
- » In 2022, played in 4 games and made one start vs. Tampa Bay (11/27).
- » In 2021, appeared in one game...Saw his only action of the season in the season opener at Kansas City (9/12)...Suffered a triceps injury in that game and was placed on season-ending injured reserve on 10/12.
- » In 2020, played in 11 games with 5 starts – 4 at right guard and one at right tackle...Missed the final 2 games of the season after suffering a knee injury at the Giants (12/20).
- » In 2019, played in 14 games with 13 starts – 13 at right tackle...Played 100 percent of snaps in 12 of those games.
- » In his first season with the Browns in 2018, started all 16 games at right tackle...Was one of 4 Cleveland offensive linemen to play every offensive snap (1,091 snaps).
- » In 2017, played in all 16 games with 10 starts – 9 at right tackle and one at tight end...Appeared in the AFC Divisional Game vs. Jacksonville (1/14).
- » In 2016, made his first NFL start at right tackle vs. the Jets (10/9)...Also started in 3 other contests...Played on special teams in the AFC Wild Card Game vs. Miami (1/8), AFC Divisional Game at Kansas City (1/15) and the AFC Championship Game at New England (1/22).
- » In 2015, appeared in 7 regular-season games and his first career playoff game.
- » As a rookie in 2014, played in one game...Made his NFL debut at Carolina (9/21).

## COLLEGE

- » Played in 40 games with 28 starts in 4 seasons at University of Alabama at Birmingham...As a senior in 2012, started 12 games...Named an All-Conference USA selection...As a junior in 2011, started all 12 games at right tackle...As a sophomore in 2010, played in eight games with four starts...Helped the UAB offense to its second-highest yardage total in school history (5,074 yards)...Played in eight games as a true freshman in 2009...Selected to the Conference USA All-Freshman team.

### CHRISTOPHER HUBBARD'S NFL REGULAR SEASON STATISTICS

DATE	TEAM	GP	GS
2014	Steelers	1	0
2015	Steelers	7	0
2016	Steelers	15	4
2017	Steelers	16	10
2018	Browns	16	16
2019	Browns	14	13
2020	Browns	11	5
2021	Browns	1	0
2022	Browns	4	1
2023	Titans	9	9
2024	49ers	0	0
Went from <b>San Francisco</b> to <b>N.Y. Giants</b> .			
2024	Giants	5	4
2024	TOTAL	5	4
<b>NFL TOTALS</b>		<b>99</b>	<b>62</b>

### CHRISTOPHER HUBBARD'S NFL POSTSEASON STATISTICS

DATE	TEAM	GP	GS
2014	Steelers	0	0
2015	Steelers	2	0
2016	Steelers	3	0
2017	Steelers	1	0
2020	Browns	0	0
<b>NFL TOTALS</b>		<b>6</b>	<b>0</b>

### 2014 GAME-BY-GAME REGULAR-SEASON STATISTICS (STEELERS)

DATE	OPPONENT	P/S		W/L	SCORE
09/07	Browns		INACTIVE	W	30-27
09/11	at Ravens		INACTIVE	L	6-26
09/21	at Panthers	P		W	37-19
09/28	Buccaneers		INACTIVE	L	24-27
10/05	at Jaguars		INACTIVE	W	17-9
10/12	at Browns		INACTIVE	L	10-31
10/20	Texans		INACTIVE	W	30-23
10/26	Colts		INACTIVE	W	51-34
11/02	Ravens		INACTIVE	W	43-23
11/09	at Jets		INACTIVE	L	13-20
11/17	at Titans		INACTIVE	W	27-24
11/30	Saints		INACTIVE	L	32-35
12/07	at Bengals		INACTIVE	W	42-21
12/14	at Falcons		INACTIVE	W	27-20
12/21	Chiefs		INACTIVE	W	20-12
12/28	Bengals		INACTIVE	W	27-17
<b>2014 TOTALS</b>		<b>1-0</b>		<b>11-5</b>	

### 2015 GAME-BY-GAME REGULAR-SEASON STATISTICS (STEELERS)

DATE	OPPONENT	P/S		W/L	SCORE
09/10	at Patriots		INACTIVE	L	21-28
09/20	49ers		INACTIVE	W	43-18
09/27	at Rams		INACTIVE	W	12-6
10/01	Ravens	P		L	20-23+
10/12	at Chargers		ON INACTIVE LIST	W	24-20
10/18	Cardinals		INACTIVE	W	25-13
10/25	at Chiefs		INACTIVE	L	13-23
11/01	Bengals	P		L	10-16
11/08	Raiders	P		W	38-35
11/15	Browns	P		W	30-9
11/29	at Seahawks		INACTIVE	L	30-39
12/06	Colts	P		W	45-10
12/13	at Bengals	P		W	33-20
12/20	Broncos		INACTIVE	W	34-27
12/27	at Ravens	P		L	17-20
01/03	at Browns		DID NOT PLAY (NON-INJURY)	W	28-12
<b>2015 TOTALS</b>		<b>7-0</b>		<b>10-6</b>	

+ - Overtime



### 2016 GAME-BY-GAME REGULAR-SEASON STATISTICS (STEELERS)

DATE	OPPONENT	P/S	W/L	SCORE
09/12	at Commanders	P	W	38-16
09/18	Bengals	P	W	24-16
09/25	at Eagles		L	3-34
10/02	Chiefs	P	W	43-14
10/09	Jets	S	W	31-13
10/16	at Dolphins	S	L	15-30
10/23	Patriots	S	L	16-27
11/06	at Ravens	P	L	14-21
11/13	Cowboys	P	L	30-35
11/20	at Browns	S	W	24-9
11/24	at Colts	P	W	28-7
12/04	Giants	P	W	24-14
12/11	at Bills	P	W	27-20
12/18	at Bengals	P	W	24-20
12/25	Ravens	P	W	31-27
01/01	Browns	P	W	27-24+
<b>2016 TOTALS</b>		<b>15-4</b>	<b>11-5</b>	

+ - Overtime

### 2017 GAME-BY-GAME REGULAR-SEASON STATISTICS (STEELERS)

DATE	OPPONENT	P/S	W/L	SCORE
09/10	at Browns	P	W	21-18
09/17	Vikings	S	W	26-9
09/24	at Bears	S	L	17-23+
10/01	at Ravens	S	W	26-9
10/08	Jaguars	S	L	9-30
10/15	at Chiefs	P	W	19-13
10/22	Bengals	S	W	29-14
10/29	at Lions	S	W	20-15
11/12	at Colts	P	W	20-17
11/16	Titans	P	W	40-17
11/26	Packers	S	W	31-28
12/04	at Bengals	S	W	23-20
12/10	Ravens	S	W	39-38
12/17	Patriots	S	L	24-27
12/25	at Texans	P	W	34-6
12/31	Browns	P	W	28-24
<b>2017 TOTALS</b>		<b>16-10</b>	<b>13-3</b>	

+ - Overtime

### 2018 GAME-BY-GAME REGULAR-SEASON STATISTICS (BROWNS)

DATE	OPPONENT	P/S	W/L/T	SCORE
09/09	Steelers	S	T	21-21
09/16	at Saints	S	L	18-21
09/20	Jets	S	W	21-17
09/30	at Raiders	S	L	42-45+
10/07	Ravens	S	W	12-9+
10/14	Chargers	S	L	14-38
10/21	at Buccaneers	S	L	23-26+
10/28	at Steelers	S	L	18-33
11/04	Chiefs	S	L	21-37
11/11	Falcons	S	W	28-16
11/25	at Bengals	S	W	35-20
12/02	at Texans	S	L	13-29
12/09	Panthers	S	W	26-20
12/15	at Broncos	S	W	17-16
12/23	Bengals	S	W	26-18
12/30	at Ravens	S	L	24-26
<b>2018 TOTALS</b>		<b>16-16</b>	<b>7-8-1</b>	

+ - Overtime

### 2019 GAME-BY-GAME REGULAR-SEASON STATISTICS (BROWNS)

DATE	OPPONENT	P/S		W/L	SCORE
09/08	Titans	S		L	13-43
09/16	at Jets	S		W	23-3
09/22	Rams		INACTIVE	L	13-20
09/29	at Ravens	S		W	40-25
10/07	at 49ers	S		L	3-31
10/13	Seahawks	S		L	28-32
10/27	at Patriots	S		L	13-27
11/03	at Broncos	S		L	19-24
11/10	Bills	S		W	19-16
11/14	Steelers	S		W	21-7
11/24	Dolphins	S		W	41-24
12/01	at Steelers	S		L	13-20
12/08	Bengals		INACTIVE	W	27-19
12/15	at Cardinals	P		L	24-38
12/22	Ravens	S		L	15-31
12/29	at Bengals	S		L	23-33
<b>2019 TOTALS</b>		<b>14-13</b>		<b>6-10</b>	

### 2020 GAME-BY-GAME REGULAR-SEASON STATISTICS (BROWNS)

DATE	OPPONENT	P/S		W/L	SCORE
09/13	at Ravens		ON INACTIVE LIST	L	6-38
09/17	Bengals	S		W	35-30
09/27	Commanders	P		W	34-20
10/04	at Cowboys	P		W	49-38
10/11	Colts	P		W	32-23
10/18	at Steelers	S		L	7-38
10/25	at Bengals	S		W	37-34
11/01	Raiders	S		L	6-16
11/15	Texans		DID NOT PLAY	W	10-7
11/22	Eagles		DID NOT PLAY	W	22-17
11/29	at Jaguars	P		W	27-25
12/06	at Titans	P		W	41-35
12/14	Ravens	P		L	42-47
12/20	at Giants	S		W	20-6
12/27	at Jets		DID NOT PLAY	L	16-23
01/03	Steelers		DID NOT PLAY	W	24-22
<b>2020 TOTALS</b>		<b>11-5</b>		<b>11-5</b>	

### 2021 GAME-BY-GAME REGULAR-SEASON STATISTICS (BROWNS)

DATE	OPPONENT	P/S		W/L	SCORE
09/12	at Chiefs	P		L	29-33
09/19	Texans		ON INACTIVE LIST	W	31-21
09/26	Bears		ON INACTIVE LIST	W	26-6
10/03	at Vikings		ON INACTIVE LIST	W	14-7
10/10	at Chargers		ON INACTIVE LIST	L	42-47
10/17	Cardinals		DID NOT PLAY	L	14-37
10/21	Broncos		DID NOT PLAY	W	17-14
10/31	Steelers		DID NOT PLAY	L	10-15
11/07	at Bengals		DID NOT PLAY	W	41-16
11/14	at Patriots		DID NOT PLAY	L	7-45
11/21	Lions		DID NOT PLAY	W	13-10
11/28	at Ravens		DID NOT PLAY	L	10-16
12/12	Ravens		DID NOT PLAY	W	24-22
12/20	Raiders		NOT ON ROSTER	L	14-16
12/25	at Packers		NOT ON ROSTER	L	22-24
01/03	at Steelers		INJURED RESERVE	L	14-26
01/09	Bengals		INJURED RESERVE	W	21-16
<b>2021 TOTALS</b>		<b>1-0</b>		<b>8-9</b>	

### 2022 GAME-BY-GAME REGULAR-SEASON STATISTICS (BROWNS)

DATE	OPPONENT	P/S		W/L	SCORE
09/11	at Panthers		ON INACTIVE LIST	W	26-24
09/18	Jets		ON INACTIVE LIST	L	30-31
09/22	Steelers		INACTIVE	W	29-17
10/02	at Falcons		ON INACTIVE LIST	L	20-23
10/09	Chargers		ON INACTIVE LIST	L	28-30
10/16	Patriots		ON INACTIVE LIST	L	15-38
10/23	at Ravens		ON INACTIVE LIST	L	20-23
10/31	Bengals		ON INACTIVE LIST	W	32-13
11/13	at Dolphins		DID NOT PLAY (NON-INJURY)	L	17-39
11/20	at Bills	P		L	23-31
11/27	Buccaneers	S		W	23-17+
12/04	at Texans	P		W	27-14
12/11	at Bengals		ON INACTIVE LIST	L	10-23
12/17	Ravens		INACTIVE	W	13-3
12/24	Saints		INACTIVE	L	10-17
01/01	at Commanders		INACTIVE	W	24-10
01/08	at Steelers	P		L	14-28
<b>2022 TOTALS</b>		<b>4-1</b>		<b>7-10</b>	

+ - Overtime

### 2023 GAME-BY-GAME REGULAR-SEASON STATISTICS (TITANS)

DATE	OPPONENT	P/S		W/L	SCORE
09/10	at Saints	S		L	15-16
09/17	Chargers	S		W	27-24+
09/24	at Browns	S		L	3-27
10/01	Bengals	S		W	27-3
10/08	at Colts	S		L	16-23
10/15	Ravens	S		L	16-24
10/29	Falcons	S		W	28-23
11/02	at Steelers		INACTIVE	L	16-20
11/12	at Buccaneers	S		L	6-20
11/19	at Jaguars	S		L	14-34
11/26	Panthers		DID NOT PLAY	W	17-10
12/03	Colts		DID NOT PLAY	L	28-31+
12/11	at Dolphins		DID NOT PLAY	W	28-27
12/17	Texans		DID NOT PLAY	L	16-19+
12/24	Seahawks		DID NOT PLAY	L	17-20
12/31	at Texans		DID NOT PLAY	L	3-26
01/07	Jaguars		DID NOT PLAY	W	28-20
<b>2023 TOTALS</b>		<b>9-9</b>		<b>6-11</b>	

+ - Overtime

### 2024 GAME-BY-GAME REGULAR-SEASON STATISTICS (49ERS/GIANTS)

DATE	OPPONENT	P/S		W/L	SCORE
09/09	Jets		PRACTICE SQUAD	W	32-19
09/15	at Vikings		PRACTICE SQUAD	L	17-23
09/22	at Rams		PRACTICE SQUAD	L	24-27
09/29	Patriots		PRACTICE SQUAD	W	30-13
10/06	Cardinals		PRACTICE SQUAD	L	23-24
10/10	at Seahawks		PRACTICE SQUAD	W	36-24
			Went from <b>49ers</b> to <b>Giants</b> .		
10/20	Eagles		INACTIVE	L	3-28
10/28	at Steelers	S		L	18-26
11/03	Commanders	S		L	22-27
11/10	at Panthers	S		L	17-20+
11/24	Buccaneers	P		L	7-30
11/28	at Cowboys	S		L	20-27
<b>2024 TOTALS</b>		<b>5-4</b>		<b>3-9</b>	

+ - Overtime

### 2014 GAME-BY-GAME POSTSEASON STATISTICS (STEELERS)

DATE	OPPONENT	P/S		W/L	SCORE
01/03	Ravens		INACTIVE	L	17-30
<b>2014 TOTALS</b>		<b>0-0</b>		<b>0-1</b>	

**2015 GAME-BY-GAME POSTSEASON STATISTICS (STEELERS)**

DATE	OPPONENT	P/S	W/L	SCORE
01/09	at Bengals	P	W	18-16
01/17	at Broncos	P	L	16-23
<b>2015 TOTALS</b>		<b>2-0</b>	<b>1-1</b>	

**2016 GAME-BY-GAME POSTSEASON STATISTICS (STEELERS)**

DATE	OPPONENT	P/S	W/L	SCORE
01/08	Dolphins	P	W	30-12
01/15	at Chiefs	P	W	18-16
01/22	at Patriots	P	L	17-36
<b>2016 TOTALS</b>		<b>3-0</b>	<b>2-1</b>	

**2017 GAME-BY-GAME POSTSEASON STATISTICS (STEELERS)**

DATE	OPPONENT	P/S	W/L	SCORE
01/14	Jaguars	P	L	42-45
<b>2017 TOTALS</b>		<b>1-0</b>	<b>0-1</b>	

**2020 GAME-BY-GAME POSTSEASON STATISTICS (BROWNS)**

DATE	OPPONENT	P/S	W/L	SCORE
01/10	at Steelers		W	48-37
01/17	at Chiefs		L	17-22
<b>2020 TOTALS</b>		<b>0-0</b>	<b>1-1</b>	



# JALIN HYATT

WR

HEIGHT: 6-0  
WEIGHT: 185  
COLLEGE: TENNESSEE  
HOW ACQUIRED: D3-'23  
NFL EXP.: 2ND YEAR  
GIANTS EXP.: 2ND YEAR

13

## TRANSACTIONS

- » Originally a 3rd-round (73rd pick overall) draft choice by the Giants in 2023.

## 2024 SEASON HIGHLIGHTS

- » Notched 4 receptions for 39 yards (9.8 avg.) in Week 10 against Carolina (11/10).

## CAREER HIGHLIGHTS

- » As a rookie in 2023, Hyatt played in all 17 games with 7 starts...Caught 23 passes for 373 yards (16.2-yard avg.) with a long of 58...His 16.2 yards-per-reception led the team, ranked 4th among all rookies in 2023 (min. 10 catches), and were the most by a Giants rookie since Hakeem Nicks averaged 16.8 yards in 2009.
- » Had 3 receptions of 40-plus yards, which was tied for the 3rd-most among rookies...It was also the most by a Giants rookie since Darius Slayton had 3 in 2019.
- » Recorded his first career catch on 58-yard pass from Daniel Jones and finished with 2 catches for 89 yards at Arizona (9/17)...The 58-yarder was the longest reception by a Giants rookie since running back Paul Perkins had a 67-yard reception at Minnesota on Oct. 3, 2016.
- » Started his first game vs. Washington (10/22) and finished with 2 catches for 75 yards.
- » Finished with season-high totals of 5 catches for 109 yards (21.8-yard avg.) vs. New England (11/26), the most receiving yards by a Giants rookie since Kadarius Toney had 189 receiving yards at Dallas on Oct. 10, 2021...It was also the highest receiving average by a Giants rookie since Slayton averaged 30.8 yards per catch (min. 5 receptions) at Philadelphia on Dec. 9, 2019.

## COLLEGE

- » Played in 35 games with 14 starts in 3 seasons at Tennessee...Tallied 108 receptions for 1,769 yards (16.4-yard avg.) and 19 touchdowns, the latter figure tying him with Peerless Price for 4th in program history...Recorded 5 games with more than 100 receiving yards receiving and 5 with multiple touchdown receptions...Of his 108 catches, 52 went for 10+ yards, 30 for 20+ yards, 21 for 30+ yards and 12 for 40+ yards...Hyatt was the first player in program history to win the Biletnikoff Award, presented annually to the most outstanding receiver in the FBS...Holds Tennessee records for single-game touchdown receptions (5 vs. Alabama on 10/15/22), single-game points scored (30 vs. Alabama on 10/15/22) and single-season receiving touchdowns (15 in 2022)...Declared for the 2023 NFL Draft following his 2022 junior season.
- » In 2022, started all 12 regular-season games...Opted out of the Orange Bowl...Captured the Biletnikoff Award as the nation's best receiver...Became Tennessee's 13th unanimous first-team All-American and the first since defensive back Eric Berry in 2009...Hyatt was the first wide receiver in program history to achieve that feat.
- » Recorded 67 receptions for 1,267 yards (18.9-yard avg.), a school-record 15 touchdowns, and 105.6 yards a game, all career highs...Finished 2nd in the FBS and first in the Power Five in receiving touchdowns...Led the SEC in receiving yards, touchdowns, receptions per game (5.6) and receiving yards per game...His 15 receiving scores tied for 6th in SEC single-season history, while his 1,267 yards finished 2nd in school history – 31 yards shy of Robert Meachem's record in 2006.
- » Unanimous first-team All-SEC selection...Led the nation in 40+ yard receptions (11), 50+ yard catches (7) and 60+ yard catches (5)...His 11 40+ yard catches were better than 8 SEC teams' season total...Led SEC with 100-yard receiving games...Had multiple receiving touchdowns in each of 4 consecutive games from Oct. 8-29 to become the first Vol to accomplish that feat.
- » Produced the greatest single-game receiving performance in school history in a victory vs. No. 3 Alabama on Oct. 15, with 6 receptions for 207 yards and a school-record 5 touchdowns...Registered the longest catch of his career, a 78-yard catch-and-run, and also had scoring receptions of 36, 11, 60 and 13 yards...His 5 touchdown catches surpassed the previous program mark of 3 by 12 different Vols.
- » As a sophomore in 2021, played in all 13 games with one start...Caught 21 passes for 226 yards and 2 scores...In 2020, was one of the SEC's best freshman wide receivers...Played in all 10 games with one start...Ranked 2nd on the team with 20 receptions for 276 yards and 2 touchdowns...Among SEC true freshmen, ranked 6th in receiving yards, 3rd in receiving touchdowns and 3rd in yards-per-catch (13.8).

## OFF-THE-FIELD ACTIVITY

- » Joined Project Kind, an organization to support those experiencing homelessness, to host an event with 125 people from the organization for a day of haircuts, spa treatments and lunch at MetLife stadium...The entire 2023 rookie class visited Harlem, where players were split into groups to visit 4 different schools and hosted a flag football clinic for 50 of the boys in the Harlem Giants program...To celebrate Halloween, dressed in costume to visit patients and distribute giftbags at Hackensack University Medical Center's Joseph M. Sanzari Children's Hospital...Continued the annual rookie

Thanksgiving tradition at the Community Kitchen located at the Food Bank for New York City in Harlem to hand out turkeys and meals for people in need...Met with members from the Wounded Warriors Project during their visit to the Quest Diagnostics Training Center to watch practice and enjoy a day with the Giants... Represented the Boys and Girls Club during the NFL's Week 13 My Cause My Cleats initiative.

## PERSONAL

- » Recreation and sport management major...Grew up in Irmo, just outside Columbia, S.C., and started playing flag football at age 5 at the YMCA...Played basketball and youth football (wide receiver and quarterback) throughout middle school and was also a ball boy for Dutch Fork High School from 3-6 grade...Finished his 3-year varsity career at Dutch Fork with 180 catches for 3,624 yards and 57 touchdowns...As a sophomore at Dutch Fork in 2017, caught 43 passes for 947 yards and 10 touchdowns. As a junior, had 71 receptions for 1,316 yards and 21 touchdowns and earned 2nd-team all-state honors for a team that went 13-0 and a state championship...As a senior, led the team to another title (the program's 4th in a row) and scored 3 touchdowns, including the game-winner in overtime, in the championship game...With 66 catches for 1,361 yards and 26 touchdowns, named first-team all-state and was a finalist for South Carolina's Mr. Football...Member of the 2019 SCFCA Class 5A All-State Team and 2018 All-USA South Carolina 2nd-team selection.
- » Hyatt also participated in strength competitions in high school and was an All-American in track (sprints and relays) as a junior, setting personal bests in the 100 meters (10.46) and 200 meters (21.14)...His father (Jamie) was a professional cyclist and his mother (Enevelyn) was an all-state sprinter in high school... Recipient of the Dr. Eric W. Barton Football Scholarship and the Michael & Christy Coffey Athletic Scholarship Endowment.

### JALIN HYATT'S NFL REGULAR SEASON RUSHING/RECEIVING STATISTICS

DATE	TEAM	GP	GS	RECEIVING						RUSHING				
				NO.	YDS.	AVG.	LG	TD	NO.	YDS.	AVG.	LG	TD	
2023	Giants	17	7	23	373	16.2	58	0	0	0	0.0	0	0	
2024	Giants	11	3	7	53	7.6	19	0	0	0	0.0	0	0	
<b>NFL TOTALS</b>		<b>28</b>	<b>10</b>	<b>30</b>	<b>426</b>	<b>14.2</b>	<b>58</b>	<b>0</b>	<b>0</b>	<b>0</b>	<b>0.0</b>	<b>0</b>	<b>0</b>	

### SINGLE-GAME HIGHS: RECEIVING

#### Receptions

5 vs. New England Patriots, Nov 26, 2023  
 4 at Carolina Panthers, Nov 10, 2024  
 3 vs. Los Angeles Rams, Dec 31, 2023  
 3 at Buffalo Bills, Oct 15, 2023  
 2 at Dallas Cowboys, Nov 28, 2024  
 ...5 more at 2.

#### Receiving Yards

109 vs. New England Patriots, Nov 26, 2023  
 89 at Arizona Cardinals, Sep 17, 2023  
 75 vs. Washington Commanders, Oct 22, 2023  
 39 at Carolina Panthers, Nov 10, 2024  
 25 vs. Los Angeles Rams, Dec 31, 2023

#### Receiving Average

21.8 vs. New England Patriots, Nov 26, 2023  
 9.8 at Carolina Panthers, Nov 10, 2024  
 8.3 vs. Los Angeles Rams, Dec 31, 2023  
 7.0 at Buffalo Bills, Oct 15, 2023

#### Longest Receptions

58 at Arizona Cardinals, Sep 17, 2023  
 42 vs. Washington Commanders, Oct 22, 2023  
 41 vs. New England Patriots, Nov 26, 2023  
 33 vs. Washington Commanders, Oct 22, 2023  
 31 at Arizona Cardinals, Sep 17, 2023

#### All-Purpose Yards

109 vs. New England Patriots, Nov 26, 2023  
 89 at Arizona Cardinals, Sep 17, 2023  
 75 vs. Washington Commanders, Oct 22, 2023  
 39 at Carolina Panthers, Nov 10, 2024  
 25 vs. Los Angeles Rams, Dec 31, 2023

#### Miscellaneous Tackles

1 at Dallas Cowboys, Nov 12, 2023

### 100-YARD RECEIVING GAMES (1): REGULAR SEASON

DATE	TEAM	NO.	YDS.	AVG.	LG	TD
11/26/23	PATRIOTS	5	109	21.8	41	0

### 2023 GAME-BY-GAME REGULAR-SEASON STATISTICS (GIANTS)

DATE	OPPONENT	P/S	RECEIVING					RUSHING					W/L	SCORE	
			NO.	YDS.	AVG.	LG	TD	NO.	YDS.	AVG.	LG	TD			
09/10	Cowboys	P	0	0	0.0	0	0	0	0	0.0	0	0	0	L	0-40
09/17	at Cardinals	P	2	89	44.5	58	0	0	0	0.0	0	0	0	W	31-28
09/21	at 49ers	P	0	0	0.0	0	0	0	0	0.0	0	0	0	L	12-30
10/02	Seahawks	P	2	10	5.0	7	0	0	0	0.0	0	0	0	L	3-24
10/08	at Dolphins	P	0	0	0.0	0	0	0	0	0.0	0	0	0	L	16-31
10/15	at Bills	P	3	21	7.0	12	0	0	0	0.0	0	0	0	L	9-14
10/22	Commanders	S	2	75	37.5	42	0	0	0	0.0	0	0	0	W	14-7
10/29	Jets	P	0	0	0.0	0	0	0	0	0.0	0	0	0	L	10-13+
11/05	at Raiders	P	2	19	9.5	13	0	0	0	0.0	0	0	0	L	6-30
11/12	at Cowboys	P	0	0	0.0	0	0	0	0	0.0	0	0	0	L	17-49
11/19	at Commanders	S	1	7	7.0	7	0	0	0	0.0	0	0	0	W	31-19
11/26	Patriots	S	5	109	21.8	41	0	0	0	0.0	0	0	0	W	10-7
12/11	Packers	S	2	13	6.5	8	0	0	0	0.0	0	0	0	W	24-22
12/17	at Saints	S	0	0	0.0	0	0	0	0	0.0	0	0	0	L	6-24
12/25	at Eagles	S	0	0	0.0	0	0	0	0	0.0	0	0	0	L	25-33
12/31	Rams	S	3	25	8.3	18	0	0	0	0.0	0	0	0	L	25-26
01/07	Eagles	P	1	5	5.0	5	0	0	0	0.0	0	0	0	W	27-10
<b>2023 TOTALS</b>		<b>17-7</b>	<b>23</b>	<b>373</b>	<b>16.2</b>	<b>58</b>	<b>0</b>	<b>0</b>	<b>0</b>	<b>0.0</b>	<b>0</b>	<b>0</b>	<b>0</b>	<b>6-11</b>	

+ - Overtime

### 2024 GAME-BY-GAME REGULAR-SEASON STATISTICS (GIANTS)

DATE	OPPONENT	P/S	RECEIVING					RUSHING					W/L	SCORE	
			NO.	YDS.	AVG.	LG	TD	NO.	YDS.	AVG.	LG	TD			
09/08	Vikings	P	0	0	0.0	0	0	0	0	0.0	0	0	0	L	6-28
09/15	at Commanders	P	0	0	0.0	0	0	0	0	0.0	0	0	0	L	18-21
09/22	at Browns	S	0	0	0.0	0	0	0	0	0.0	0	0	0	W	21-15
09/26	Cowboys	P	0	0	0.0	0	0	0	0	0.0	0	0	0	L	15-20
10/06	at Seahawks	S	0	0	0.0	0	0	0	0	0.0	0	0	0	W	29-20
10/13	Bengals	P	1	6	6.0	6	0	0	0	0.0	0	0	0	L	7-17
10/20	Eagles	P	0	0	0.0	0	0	0	0	0.0	0	0	0	L	3-28
10/28	at Steelers													L	18-26
11/03	Commanders	P	0	0	0.0	0	0	0	0	0.0	0	0	0	L	22-27
11/10	at Panthers	S	4	39	9.8	19	0	0	0	0.0	0	0	0	L	17-20+
11/24	Buccaneers	P	0	0	0.0	0	0	0	0	0.0	0	0	0	L	7-30
11/28	at Cowboys	P	2	8	4.0	7	0	0	0	0.0	0	0	0	L	20-27
<b>2024 TOTALS</b>		<b>11-3</b>	<b>7</b>	<b>53</b>	<b>7.6</b>	<b>19</b>	<b>0</b>	<b>0</b>	<b>0</b>	<b>0.0</b>	<b>0</b>	<b>0</b>	<b>0</b>	<b>2-10</b>	

+ - Overtime



# ADOREE' JACKSON

CB

21

HEIGHT: 5-11  
WEIGHT: 185  
COLLEGE: USC  
HOW ACQUIRED: FA-'21  
NFL EXP.: 8TH YEAR  
GIANTS EXP.: 4TH YEAR

## TRANSACTIONS

- » Originally a first-round (18th pick overall) draft choice by the Tennessee Titans in 2017...Released by Tennessee on March 16, 2021...Signed as a free agent by the Giants on March 23, 2021.

## 2024 SEASON HIGHLIGHTS

- » Recorded a season high 7 tackles (4 solo) and one pass defended in Week 13 at Dallas (11/28).

## CAREER HIGHLIGHTS

- » Has played in 91 regular-season games with 77 starts and started all 8 postseason games in which he played for Tennessee and the Giants...In 4 seasons with the Giants, played in 42 games with 36 starts and started both postseason games in which he played...Career totals include 383 tackles (318 solo), 4 interceptions, 58 passes defended, 9 tackles for loss, 5 forced fumbles and 4 fumble recoveries in the regular season...Also averaged 22.3 yards on 27 kickoff returns and 8.4 yards on 56 punt returns...In the playoffs, he has 38 tackles (33 solo) and 5 passes defended.
- » In 2023 started all 14 games in which he played...Missed 2 games with a concussion and another game with a neck injury...Finished with 63 tackles, 8 passes defended, one forced fumble and one interception, which he returned for a touchdown...Collected a season-high 8 tackles (5 solo) and one pass defended vs. New England (11/26)...Recorded 4 solo tackles, a career-high-tying 2 passes defended and one interception at Philadelphia (12/25)...Intercepted Eagles quarterback Jalen Hurts and returned it 76 yards for a touchdown, the first score of Jackson's career...Totaled 7 tackles (5 solo), one forced fumble and one pass defended vs. the Rams (12/31) and 7 stops (6 solos) vs. Philadelphia (1/7).
- » In 2022, Jackson started all 10 regular season and 2 postseason games in which he played...Missed the final 7 regular-season games with a knee injury he suffered on a punt return vs. Detroit (11/20)...Totaled 51 tackles (40 solo), 2 tackles for loss, 7 passes defended, one forced fumble and 2 fumble recoveries...Had a season-high 7 tackles on 3 occasions: 6 solo vs. Dallas (9/26) and at Jacksonville (10/23), and 5 solo at Green Bay (10/9)...Had 14 tackles (11 solo) and one tackle for loss in the playoffs.
- » Recorded the first defensive fumble recovery in his career vs. Carolina on the Panthers' first offensive possession (9/18)...Forced a fumble and recovered it on the Seahawks' 2-yard line to set up a Giants' rushing touchdown 2 plays later at Seattle (10/30)...It was his 4th career forced fumble and first since Dec. 31, 2017 vs. Jacksonville.
- » Totaled 7 tackles in each postseason game – 6 solo in the NFC Wild Card Game at Minnesota (1/14) and 5 solo in the divisional round at Philadelphia (1/21)...Also posted one tackle for loss at Philadelphia.
- » In his first season with the Giants in 2021, played in 13 games with 12 starts...Inactive at Miami (12/5) and at the Chargers (12/12) with a quad injury...Did not play vs. Dallas (12/19) and at Philadelphia (12/26) when he was on the Reserve/COVID-19 list...Totaled 62 tackles (47 solo), 8 passes defended, one interception and one tackle for loss.
- » Made 5 tackles (3 solo) in his Giants debut vs. Denver (9/12)...Tallied 5 tackles (4 solo) and his first 2 passes defended of the season at Washington (9/16)...Recorded 7 tackles at New Orleans (10/3) and at Dallas (10/10)...Posted one pass defended in 5 consecutive games from Oct. 24-Nov. 28...Tied his career high with 12 tackles (8 solo) at Kansas City (11/7)...Recorded his lone interception of the season at Tampa Bay (11/22), when he picked off a Tom Brady pass and returned it 10 yards.
- » In 2020, played in the final 3 regular-season games with 2 starts for Tennessee...Missed the first 13 games with a knee injury he suffered in training camp...Finished with 12 tackles (9 solo)...Had 2 tackles (one solo) in his season debut vs. Detroit (12/20)...Made his first start of the season and had 6 tackles (4 solo) at Green Bay (12/27)...Contributed 4 unassisted stops at Houston (1/3)...Started in an AFC Wild Card Game and had a career postseason-high 8 solo tackles vs. Baltimore (1/10).
- » In 2019, played in 11 regular-season games with 10 starts for Tennessee and started all 3 postseason games...Inactive for the season's final 5 regular-season games with a knee injury suffered at Indianapolis (12/1)...Posted 40 tackles (36 solo), 2 stops for loss and 7 passes defended...Returned 3 punts for 26 yards and 2 kickoffs for 23 yards...Collected 9 tackles (8 solo) and a team-best 6 passes defended in the playoffs...Had 8 tackles (6 solo) and 2 passes defended vs. Kansas City (11/10)...Recorded a career-high 12 tackles (10 solo), including one for loss and one pass defended at Jacksonville (12/24)...Credited with 4 solo stops in the AFC Championship Game at Kansas City (1/19).
- » In 2018, played in all 16 games with 13 starts...Ranked 3rd on the team with 2 interceptions and 2nd with 11 passes defended...Tallied 69 tackles (62 solo), including 3 stops for loss...Averaged 9.3 yards on 16 punt returns...Tied for the team lead in passes defended five times in 2018...Collected his first career interception (off of Deshaun Watson on a deep pass intended for DeAndre Hopkins in the end zone in the 2nd quarter) and had 6 solo tackles and 2 passes defended vs. Houston (9/16)...Recorded 2 tackles and intercepted a Josh Allen pass intended for Andre Holmes that he returned 7 yards at Buffalo (10/7)...Registered 8 solo tackles vs. Baltimore (10/14) and a season-high 9 tackles, all unassisted, at Indianapolis (11/18).
- » As a rookie in 2017, started all 16 regular-season games and both of the Titans' postseason games at cornerback...Led the team with a career-high 23 passes defended...Registered 67 tackles (58 solo), 4 stops for loss and 3 forced fumbles...Returned 34 punts for an 8.5-yard average and 25 kickoffs for a 23.1-yard average...In the playoffs, tallied 7 tackles (6 solo) and 3 passes defended...Averaged 4.5 yards on 4 punt returns and 21.0



yards on 6 kickoff returns...Led or tied for the team lead in passes defended 8 times...Made his NFL debut vs. Oakland (9/10) and posted 4 solo tackles and a team-high 2 passes defended....Returned one kickoff for 35 yards and one punt for 5 yards...Collected a season and team-high 11 solo tackles at Pittsburgh (11/16) and 8 unassisted stops at San Francisco (12/17)...Tallied 4 solo tackles in his postseason debut in an AFC Wild Card Game at Kansas City (1/6).

## COLLEGE

- » In 3 seasons at Southern California, played in 40 games with 37 starts (34 at cornerback, one at safety, one at wide receiver and one concurrently at cornerback and wide receiver)...Recorded 139 tackles, 6 stops for loss, 29 passes defended, 6 interceptions including one returned for a touchdown, 3 fumble recoveries and 2 forced fumbles...On offense, notched 39 receptions for 628 yards and 6 touchdowns and 15 carries for 92 yards...As a return specialist, averaged 27.1 yards on 79 kickoff returns with 4 touchdowns and 12.6 yards on 46 punt returns with 4 scores...Scored 15 career touchdowns in 4 different ways: via reception (6), interception (one), kickoff return (4) and punt return (4).
- » Tied the NCAA records for most career touchdowns on both kick (8) and all (9) returns...Owns the USC career records for kickoff returns (79) and yardage (2,141 yards) and his 27.1-yard average is 2nd in school history...His 4 punt return touchdowns are tied for the school record.
- » As a junior in 2016, started all 13 games at cornerback...Collected 55 tackles, 2 for loss and team-high totals of 11 deflections, 5 interceptions and 2 fumble recoveries...Averaged 29.5 yards on 26 kickoff returns with 2 touchdowns and 15.8 yards on 20 punt returns with 2 scores...Had 7 carries for 51 yards and 2 receptions for 76 yards with a touchdown while playing 18 plays on offense...Ranked 2nd nationally in both punt and kickoff return touchdowns...Won the Thorpe Award as the nation's best defensive back and one of 4 finalists for both the Hornung Award and Loti IMPACT Trophy...Named a consensus first-team All-America by the AP (cornerback), Football Writers (punt returner), Football Coaches (all-purpose player), Walter Camp (defensive back; 2nd team kick returner), Sporting News (cornerback), ESPN (all-purpose player), Sports Illustrated (all-purpose player; 2nd team returner), Phil Steele (punt returner; 2nd team all-purpose player and 3rd team defensive back and kick returner) and a 2nd-teamer by USA Today (returner).
- » Named the 2016 Pac-12 Defensive Player of the Year and first-team All-Pac-12 at 2 positions (defensive back and return specialist)...A team captain, named USC's most valuable player (the first Trojan to repeat as team MVP since 2004-05) as well as USC's Special Teams Player of the Year and Defensive Perimeter Player of the Year.
- » In 2015, started 12 games at cornerback, one at safety and one at wide receiver...Totaled 35 tackles, 8 pass deflections, one forced fumble and one interception returned for a touchdown...Registered 27 receptions for 414 yards and 2 touchdowns and 7 carries for 36 yards on offense...Averaged 23.0 yards on 30 kickoff returns and 10.5 yards on 24 punt returns, 2 for touchdowns...Was the nation's only player with at least 400 receiving yards, 600 kickoff return yards, 200 punt return yards and 30 tackles...Named first-team All-Pac-12 as a defensive back, 2nd team as a return specialist) and USC's MVP.
- » As a freshman in 2014, played in all 13 games with 10 starts at cornerback and one start concurrently at wide receiver...Tallied 49 tackles, 4 stops for loss, 10 passes defended, one forced fumble and one fumble recovery...Added 10 receptions for 138 yards and 3 touchdowns...Posted 23 kickoff returns for a 29.7-yard average and 2 touchdowns and 2 punt returns for 12 yards...Named Pac-12 Defensive Freshman of the Year.

## OFF-THE-FIELD ACTIVITY

- » Attended The Giants Foundation Golf Classic which raised more than \$400,000 for the foundation...Participated in the Built Ford Tough Field Day at the Quest Diagnostic Training Center for the 7 high school girls flag football champions from leagues supported by the Giants...Participated in the Xavier McKinney Back to School Bash, where players handed out backpacks and other school supplies to 300 local kids at the Boys and Girls Club of Clifton (N.J.)...Attended Kayvon Thibodeaux's Jream Foundation fundraising dinner at MetLife Stadium to support the foundations efforts to assist youth with programming and resources...Met with members from the Wounded Warriors Project during their visit at the Quest Diagnostic Training Facility to watch practice and enjoy a day with the Giants.

## PERSONAL

- » Majored in communications with a real estate minor...Jackson was a long jumper and sprinter on USC's track team in the springs of 2015 and 2016, winning the Pac-12 outdoor long jump title both years (and placing 2nd in the Pac-12 100 meters in 2016) and earning All-America status both years after twice placing 5th in the NCAA long jump...Placed 10th in the long jump in the 2016 U.S. Olympic Trials.
- » Attended Serra High School in Gardena, Calif., where he was named to the 2013 USA Today All-USA first team, Parade All-America first team, Prep Star All-America Dream Team and several other All-America team...All-CIF Western Division Defensive Player of the Year and All-Mission League MVP...As a senior, played wide receiver, running back, defensive back and return specialist...Ran for 639 yards and 5 touchdowns on 66 carries and caught 38 passes for 812 yards with 7 scores...Had 36 tackles, 6 interceptions (3 for touchdowns) and one forced fumble and had 3 additional touchdowns on returns...In 2012, received numerous honors after catching 33 passes for 546 yards and 5 touchdowns and rushing for 175 yards on 7 carries with 5 touchdowns on offense, plus he had 56 tackles, 5 interceptions, 7 passes defended, 2 forced fumbles and one fumble recovery on defense...As a sophomore in 2011, had 2 receptions for 39 yards and made 23 tackles, 6 interceptions and 10 pass deflections...Played his freshman year at Belleville East High School in Ill....Moved to California prior to his sophomore year in high school...Was also on Serra's track team and won the 2012 state long jump title at 20-0.5 and was named the 2012 Cal-Hi Sports California Sophomore Athlete of the Year and 2013 Cal-Hi Sports California Junior Athlete of the Year...Was also a guard on Serra's basketball team...Lists his parents, Chris and Vianca Jackson, as the people that inspire him the most...Jackson, business partner James Moore and Jay Levine co-founded Kor Media Entertainment (KME), a Los Angeles-based entertainment agency under the Warner Brothers Digital umbrella.

### ADOREE' JACKSON'S NFL REGULAR SEASON DEFENSIVE STATISTICS

DATE	TEAM	GP	GS	TACKLES							INTERCEPTIONS					O. FUMB				ST			MISC			
				TK	S	A	TFL	YDS	SK	YDS	QBH	NO	YDS	LG	TD	PD	FF	FR	TD	YDS	TK	S	A	FF	FR	S
2017	Titans	16	16	70	61	9	1	1	0.0	0.0	0	0	0	0	17	3	0	0	0	0	0	0	0	0	0	0
2018	Titans	16	13	72	66	6	2	1	0.0	0.0	0	2	7	7	0	10	0	0	0	0	1	1	0	0	2	0
2019	Titans	11	10	45	39	6	3	11	0.0	0.0	0	0	0	0	6	0	0	0	0	0	0	0	0	0	0	
2020	Titans	3	2	12	9	3	0	0	0.0	0.0	0	0	0	0	0	0	0	0	0	0	0	0	0	0	0	
2021	Giants	13	12	62	47	15	1	3	0.0	0.0	0	1	10	10	0	8	0	0	0	0	0	0	0	0	0	
2022	Giants	10	10	51	40	11	2	4	0.0	0.0	0	0	0	0	7	1	2	0	1	0	0	0	0	0	0	
2023	Giants	14	14	63	49	14	0	0	0.0	0.0	0	1	76	76	1	8	1	0	0	0	0	0	0	0	0	
2024	Giants	9	1	14	10	4	0	0	0.0	0.0	0	0	0	0	3	0	0	0	0	0	0	0	0	0	0	
<b>NFL TOTALS</b>		<b>92</b>	<b>78</b>	<b>389</b>	<b>321</b>	<b>68</b>	<b>9</b>	<b>20</b>	<b>0.0</b>	<b>0.0</b>	<b>0</b>	<b>4</b>	<b>93</b>	<b>76</b>	<b>1</b>	<b>59</b>	<b>5</b>	<b>2</b>	<b>0</b>	<b>1</b>	<b>1</b>	<b>1</b>	<b>0</b>	<b>0</b>	<b>2</b>	<b>0</b>

### ADOREE' JACKSON'S NFL POSTSEASON DEFENSIVE STATISTICS

DATE	TEAM	GP	GS	TACKLES							INTERCEPTIONS					O. FUMB				ST			MISC			
				TK	S	A	TFL	YDS	SK	YDS	QBH	NO	YDS	LG	TD	PD	FF	FR	TD	YDS	TK	S	A	FF	FR	S
2017	Titans	2	2	7	6	1	0	0	0.0	0.0	0	0	0	0	0	0	0	0	0	0	0	0	0	0	0	0
2019	Titans	3	3	9	8	1	0	0	0.0	0.0	0	0	0	0	5	0	0	0	0	0	0	0	0	0	0	0
2020	Titans	1	1	8	8	0	0	0	0.0	0.0	0	0	0	0	0	0	0	0	0	0	0	0	0	0	0	0
2022	Giants	2	2	14	11	3	1	2	0.0	0.0	0	0	0	0	0	0	0	0	0	0	0	0	0	0	0	0
<b>NFL TOTALS</b>		<b>8</b>	<b>8</b>	<b>38</b>	<b>33</b>	<b>5</b>	<b>1</b>	<b>2</b>	<b>0.0</b>	<b>0.0</b>	<b>0</b>	<b>0</b>	<b>0</b>	<b>0</b>	<b>5</b>	<b>0</b>	<b>0</b>	<b>0</b>	<b>0</b>	<b>0</b>	<b>0</b>	<b>0</b>	<b>0</b>	<b>0</b>	<b>0</b>	<b>0</b>

### ADOREE' JACKSON'S NFL REGULAR SEASON RETURN STATISTICS

DATE	TEAM	KICKOFF RETURNS					PUNT RETURNS					
		RET.	YDS.	AVG.	LG	TD	NO.	FC	YDS.	AVG.	LG	TD
2017	Titans	25	578	23.1	57	0	34	9	290	8.5	46	0
2018	Titans	0	0	0.0	0	0	16	9	148	9.3	26	0
2019	Titans	2	23	11.5	23	0	3	1	26	8.7	17	0
2020	Titans	0	0	0.0	0	0	0	0	0	0.0	0	0
2021	Giants	0	0	0.0	0	0	0	0	0	0.0	0	0
2022	Giants	0	0	0.0	0	0	3	1	5	1.7	3	0
2023	Giants	0	0	0.0	0	0	0	1	0	0.0	0	0
2024	Giants	0	0	0.0	0	0	0	0	0	0.0	0	0
<b>NFL TOTALS</b>		<b>27</b>	<b>601</b>	<b>22.3</b>	<b>57</b>	<b>0</b>	<b>56</b>	<b>21</b>	<b>469</b>	<b>8.4</b>	<b>46</b>	<b>0</b>

### ADOREE' JACKSON'S NFL POSTSEASON RETURN STATISTICS

DATE	TEAM	KICKOFF RETURNS					PUNT RETURNS					
		RET.	YDS.	AVG.	LG	TD	NO.	FC	YDS.	AVG.	LG	TD
2017	Titans	6	126	21.0	25	0	4	2	18	4.5	13	0
2019	Titans	0	0	0.0	0	0	0	0	0	0.0	0	0
2020	Titans	0	0	0.0	0	0	0	0	0	0.0	0	0
2022	Giants	0	0	0.0	0	0	0	0	0	0.0	0	0
<b>NFL TOTALS</b>		<b>6</b>	<b>126</b>	<b>21.0</b>	<b>25</b>	<b>0</b>	<b>4</b>	<b>2</b>	<b>18</b>	<b>4.5</b>	<b>13</b>	<b>0</b>

**SINGLE-GAME HIGHS: DEFENSIVE**

**Total Tackles** 12 at Kansas City Chiefs, Nov 01, 2021  
 12 vs. Jacksonville Jaguars, Nov 24, 2019  
 11 at Pittsburgh Steelers, Nov 16, 2017  
 9 at Indianapolis Colts, Nov 18, 2018  
 8 vs. New England Patriots, Nov 26, 2023  
 ...4 more at 8.

**Solo Tackles** 11 at Pittsburgh Steelers, Nov 16, 2017  
 10 vs. Jacksonville Jaguars, Nov 24, 2019  
 9 at Indianapolis Colts, Nov 18, 2018  
 8 at Kansas City Chiefs, Nov 01, 2021  
 8 vs. Baltimore Ravens, Oct 14, 2018  
 ...1 more at 8.

**Passes Defensed** 2 at Philadelphia Eagles, Dec 25, 2023  
 2 vs. Houston Texans, Nov 13, 2022  
 2 at Jacksonville Jaguars, Oct 23, 2022  
 ...11 more at 2.

**Forced Fumbles** 1 vs. Los Angeles Rams, Dec 31, 2023  
 1 at Seattle Seahawks, Oct 30, 2022  
 1 vs. Jacksonville Jaguars, Dec 31, 2017  
 ...2 more at 1.

**Fumble Recoveries** 1 at Seattle Seahawks, Oct 30, 2022  
 1 vs. Carolina Panthers, Sep 18, 2022

**Tackles For Loss** 1 at Green Bay Packers, Oct 09, 2022  
 1 vs. Chicago Bears, Oct 02, 2022  
 1 at Tampa Bay Buccaneers, Nov 22, 2021  
 ...6 more at 1.

**Interceptions** 1 at Philadelphia Eagles, Dec 25, 2023  
 1 at Tampa Bay Buccaneers, Nov 22, 2021  
 1 at Buffalo Bills, Oct 07, 2018  
 ...1 more at 1.

**Interception Return Yards** 10 at Tampa Bay Buccaneers, Nov 22, 2021  
 7 at Buffalo Bills, Oct 07, 2018

**Special Teams Tackles** 1 vs. Indianapolis Colts, Dec 30, 2018  
**Special Teams Fumble Recoveries** 2 vs. New England Patriots, Nov 11, 2018

**SINGLE-GAME HIGHS - POSTSEASON: DEFENSIVE**

**Total Tackles** 8 vs. Baltimore Ravens, Jan 10, 2021  
 7 at Philadelphia Eagles, Jan 21, 2023  
 7 at Minnesota Vikings, Jan 15, 2023  
 4 at Kansas City Chiefs, Jan 19, 2020  
 4 at Kansas City Chiefs, Jan 06, 2018

**Solo Tackles** 8 vs. Baltimore Ravens, Jan 10, 2021  
 6 at Minnesota Vikings, Jan 15, 2023  
 5 at Philadelphia Eagles, Jan 21, 2023  
 4 at Kansas City Chiefs, Jan 19, 2020  
 4 at Kansas City Chiefs, Jan 06, 2018

**Passes Defensed** 3 at Baltimore Ravens, Jan 11, 2020  
 2 at New England Patriots, Jan 04, 2020

**Tackles For Loss** 1 at Philadelphia Eagles, Jan 21, 2023

**2023 GAME-BY-GAME REGULAR-SEASON STATISTICS (GIANTS)**

DATE	OPPONENT	P/S	TACKLES								INTERCEPTIONS					O. FUMB				ST				MISC		W/L	SCORE												
			TK	S	A	SK	YDS	TFL	YDS	QBH	NO	YDS	LG	TD	PD	FF	FR	TD	YDS	TK	S	A	FF	FR	S			A											
09/10	Cowboys	S	4	3	1	0.0	0.0	0	0	0	0	0	0	0	0	0	0	0	0	0	0	0	0	0	0	0	L	0-40											
09/17	at Cardinals	S	5	4	1	0.0	0.0	0	0	0	0	0	0	0	0	0	0	0	0	0	0	0	0	0	0	0	W	31-28											
09/21	at 49ers	S	3	2	1	0.0	0.0	0	0	0	0	0	0	1	0	0	0	0	0	0	0	0	0	0	0	0	L	12-30											
10/02	Seahawks	S	4	3	1	0.0	0.0	0	0	0	0	0	0	0	0	0	0	0	0	0	0	0	0	0	0	0	L	3-24											
10/08	at Dolphins	S	1	1	0	0.0	0.0	0	0	0	0	0	0	0	0	0	0	0	0	0	0	0	0	0	0	0	L	16-31											
10/15	at Bills	S	6	6	0	0.0	0.0	0	0	0	0	0	0	0	0	0	0	0	0	0	0	0	0	0	0	0	L	9-14											
10/22	Commanders		ON INACTIVE LIST																																		W	14-7	
10/29	Jets	S	4	4	0	0.0	0.0	0	0	0	0	0	0	0	1	0	0	0	0	0	0	0	0	0	0	0	L	10-13+											
11/05	at Raiders	S	1	1	0	0.0	0.0	0	0	0	0	0	0	0	0	0	0	0	0	0	0	0	0	0	0	0	L	6-30											
11/12	at Cowboys		ON INACTIVE LIST																																		L	17-49	
11/19	at Commanders		ON INACTIVE LIST																																			W	31-19
11/26	Patriots	S	8	5	3	0.0	0.0	0	0	0	0	0	0	0	1	0	0	0	0	0	0	0	0	0	0	0	W	10-7											
12/11	Packers	S	4	2	2	0.0	0.0	0	0	0	0	0	0	0	1	0	0	0	0	0	0	0	0	0	0	0	W	24-22											
12/17	at Saints	S	5	3	2	0.0	0.0	0	0	0	0	0	0	0	0	0	0	0	0	0	0	0	0	0	0	0	L	6-24											
12/25	at Eagles	S	4	4	0	0.0	0.0	0	0	0	0	1	76	76	1	2	0	0	0	0	0	0	0	0	0	0	L	25-33											
12/31	Rams	S	7	5	2	0.0	0.0	0	0	0	0	0	0	0	0	1	1	0	0	0	0	0	0	0	0	0	L	25-26											
01/07	Eagles	S	7	6	1	0.0	0.0	0	0	0	0	0	0	0	0	0	0	0	0	0	0	0	0	0	0	0	W	27-10											
<b>2023 TOTALS</b>		<b>14-14</b>	<b>63</b>	<b>49</b>	<b>14</b>	<b>0.0</b>	<b>0.0</b>	<b>0</b>	<b>0</b>	<b>0</b>	<b>0</b>	<b>1</b>	<b>76</b>	<b>76T</b>	<b>1</b>	<b>8</b>	<b>1</b>	<b>0</b>	<b>0</b>	<b>0</b>	<b>0</b>	<b>0</b>	<b>0</b>	<b>0</b>	<b>0</b>	<b>0</b>	<b>0</b>	<b>6-11</b>											

+ - Overtime

2024 GAME-BY-GAME REGULAR-SEASON STATISTICS (GIANTS)

DATE	OPPONENT	P/S	TACKLES							INTERCEPTIONS					O. FUMB			ST		MISC			W/L	SCORE			
			TK	S	A	SK	YDS	TFL	YDS	QBH	NO	YDS	LG	TD	PD	FF	FR	TD	YDS	TK	S	A			FF	FR	S
09/08	Vikings	P	2	2	0	0.0	0.0	0	0	0	0	0	0	0	0	0	0	0	0	0	0	0	0	0	0	L	6-28
09/15	at Commanders	P	1	1	0	0.0	0.0	0	0	0	0	0	0	1	0	0	0	0	0	0	0	0	0	0	0	L	18-21
09/22	at Browns	P	0	0	0	0.0	0.0	0	0	0	0	0	0	0	0	0	0	0	0	0	0	0	0	0	W	21-15	
09/26	Cowboys		INACTIVE																				L	15-20			
10/06	at Seahawks	P	2	2	0	0.0	0.0	0	0	0	0	0	0	0	0	0	0	0	0	0	0	0	0	0	W	29-20	
10/13	Bengals	P	0	0	0	0.0	0.0	0	0	0	0	0	0	0	0	0	0	0	0	0	0	0	0	0	L	7-17	
10/20	Eagles		ON INACTIVE LIST																				L	3-28			
10/28	at Steelers		ON INACTIVE LIST																				L	18-26			
11/03	Commanders	P	2	1	1	0.0	0.0	0	0	0	0	0	1	0	0	0	0	0	0	0	0	0	0	0	L	22-27	
11/10	at Panthers	P	0	0	0	0.0	0.0	0	0	0	0	0	0	0	0	0	0	0	0	0	0	0	0	0	L	17-20+	
11/24	Buccaneers	P	0	0	0	0.0	0.0	0	0	0	0	0	0	0	0	0	0	0	0	0	0	0	0	0	L	7-30	
11/28	at Cowboys	S	7	4	3	0.0	0.0	0	0	0	0	0	1	0	0	0	0	0	0	0	0	0	0	0	L	20-27	
<b>2024 TOTALS</b>		<b>9-1</b>	<b>14</b>	<b>10</b>	<b>4</b>	<b>0.0</b>	<b>0.0</b>	<b>0</b>	<b>0</b>	<b>0</b>	<b>0</b>	<b>0</b>	<b>3</b>	<b>0</b>	<b>0</b>	<b>0</b>	<b>0</b>	<b>0</b>	<b>0</b>	<b>0</b>	<b>0</b>	<b>0</b>	<b>0</b>	<b>0</b>	<b>2-10</b>		

+ - Overtime

2023 GAME-BY-GAME REGULAR-SEASON STATISTICS (GIANTS)

DATE	OPPONENT	P/S	RUSHING					RECEIVING					W/L	SCORE	
			NO.	YDS.	AVG.	LG	TD	NO.	YDS.	AVG.	LG	TD			
09/10	Cowboys	S	0	0	0.0	0	0	0	0	0.0	0	0	0	L	0-40
09/17	at Cardinals	S	0	0	0.0	0	0	0	0	0.0	0	0	W	31-28	
09/21	at 49ers	S	0	0	0.0	0	0	0	0	0.0	0	0	L	12-30	
10/02	Seahawks	S	0	0	0.0	0	0	0	0	0.0	0	0	L	3-24	
10/08	at Dolphins	S	0	0	0.0	0	0	0	0	0.0	0	0	L	16-31	
10/15	at Bills	S	0	0	0.0	0	0	0	0	0.0	0	0	L	9-14	
10/22	Commanders		ON INACTIVE LIST										W	14-7	
10/29	Jets	S	0	0	0.0	0	0	0	0	0.0	0	0	L	10-13+	
11/05	at Raiders	S	0	0	0.0	0	0	0	0	0.0	0	0	L	6-30	
11/12	at Cowboys		ON INACTIVE LIST										L	17-49	
11/19	at Commanders		ON INACTIVE LIST										W	31-19	
11/26	Patriots	S	0	0	0.0	0	0	0	0	0.0	0	0	W	10-7	
12/11	Packers	S	0	0	0.0	0	0	0	0	0.0	0	0	W	24-22	
12/17	at Saints	S	0	0	0.0	0	0	0	0	0.0	0	0	L	6-24	
12/25	at Eagles	S	0	0	0.0	0	0	0	0	0.0	0	0	L	25-33	
12/31	Rams	S	0	0	0.0	0	0	0	0	0.0	0	0	L	25-26	
01/07	Eagles	S	0	0	0.0	0	0	0	0	0.0	0	0	W	27-10	
<b>2023 TOTALS</b>		<b>14-14</b>	<b>0</b>	<b>0</b>	<b>0.0</b>	<b>0</b>	<b>0</b>	<b>0</b>	<b>0</b>	<b>0.0</b>	<b>0</b>	<b>0</b>	<b>0</b>	<b>6-11</b>	

+ - Overtime

2024 GAME-BY-GAME REGULAR-SEASON STATISTICS (GIANTS)

DATE	OPPONENT	P/S	RUSHING					RECEIVING					W/L	SCORE
			NO.	YDS.	AVG.	LG	TD	NO.	YDS.	AVG.	LG	TD		
09/08	Vikings	P	0	0	0.0	0	0	0	0	0.0	0	0	L	6-28
09/15	at Commanders	P	0	0	0.0	0	0	0	0	0.0	0	0	L	18-21
09/22	at Browns	P	0	0	0.0	0	0	0	0	0.0	0	0	W	21-15
09/26	Cowboys		INACTIVE										L	15-20
10/06	at Seahawks	P	0	0	0.0	0	0	0	0	0.0	0	0	W	29-20
10/13	Bengals	P	0	0	0.0	0	0	0	0	0.0	0	0	L	7-17
10/20	Eagles		ON INACTIVE LIST										L	3-28
10/28	at Steelers		ON INACTIVE LIST										L	18-26
11/03	Commanders	P	0	0	0.0	0	0	0	0	0.0	0	0	L	22-27
11/10	at Panthers	P	0	0	0.0	0	0	0	0	0.0	0	0	L	17-20+
11/24	Buccaneers	P	0	0	0.0	0	0	0	0	0.0	0	0	L	7-30
11/28	at Cowboys	S	0	0	0.0	0	0	0	0	0.0	0	0	L	20-27
<b>2024 TOTALS</b>		<b>9-1</b>	<b>0</b>	<b>0</b>	<b>0.0</b>	<b>0</b>	<b>0</b>	<b>0</b>	<b>0</b>	<b>0.0</b>	<b>0</b>	<b>0</b>	<b>2-10</b>	

+ - Overtime



# PATRICK JOHNSON

LB

HEIGHT: 6-2  
 WEIGHT: 248  
 COLLEGE: TULANE  
 HOW ACQUIRED: W(PHI)-'24  
 NFL EXP.: 4TH YEAR  
 GIANTS EXP.: 1ST YEAR

57

## CAREER HIGHLIGHTS

- » Has played in 59 regular season games with 2 starts for Philadelphia (2021-24) and the Giants (2024)...Career totals include 22 tackles (8 solo), 4 quarterback hits, one forced fumble and one fumble recovery...On special teams, has recorded 16 tackles (12 solo)...Played in 5 postseason games, primarily on special...In the playoffs, has 2 tackles (one tackle for loss and one tackle on special teams).
- » In 2023, played in 15 games, primarily on special teams...Totaled 6 tackles on special teams (5 solo)...Appeared in NFC Wild Card Game at Tampa Bay (1/15).
- » In 2022, played in 16 games on both defense and special teams totaling 3 quarterback hits, 7 tackles on defense and 4 tackles on special teams...Played in every postseason game for Philadelphia, including Super Bowl LVII.
- » In 2021, played in all 17 games with 2 starts...Made his NFL debut at Atlanta (9/12)...Made his first NFL start at linebacker at Dallas (9/27).

## COLLEGE

- » Played in 49 games with 37 starts in 4 seasons at Tulane University...Career totals include 135 tackles (93 solo), 41 tackles for loss, 24.5 sacks, 11 passes defended, 6 forced fumbles and one fumble recovery.
- » As a senior in 2020, played and started in all 11 regular season games...Finished the regular season with the most sacks in the nation (10.0)...Named to the American Athletic Conference First team becoming the third player in Tulane history to earn All-AAC honors in three seasons...Totaled 6 tackles, 3.0 sacks and a pass defense against ECU (11/7).
- » Started all 13 games as a junior in 2019...Led the team in sacks (4.0) and tackles for loss (8.5) for the 2nd consecutive season...Earned Second Team All-American Athletic Conference recognition for the 2nd straight year.
- » As a sophomore in 2018, played in 13 games with 12 starts...Led Tulane with 10.5 sacks, becoming the 3rd player in program history to finish the season with double-digit sacks...Recorded at least one sack in 7 straight games...Totaled 6 tackles, 1.5 tackles for loss, 1.0 sack, one forced fumble and a fumble recovery against Cincinnati (10/6).
- » Played in all 12 games and made one start as a freshman in 2017.

## PATRICK JOHNSON'S NFL REGULAR SEASON DEFENSIVE STATISTICS

DATE	TEAM	GP	GS	TACKLES										INTERCEPTIONS					O. FUMB					ST					MISC	
				TK	S	A	TFL	YDS	SK	YDS	QBH	NO	YDS	LG	TD	PD	FF	FR	TD	YDS	TK	S	A	FF	FR	S	A			
2021	Eagles	17	2	12	7	5	1	9	0.0	0.0	0	0	0	0	0	0	0	0	0	0	0	0	5	4	1	0	0	0	0	
2022	Eagles	16	0	7	5	2	0	0	0.0	0.0	3	0	0	0	0	0	0	1	1	0	0	4	2	2	0	0	0	0		
2023	Eagles	15	0	1	0	1	0	0	0.0	0.0	0	0	0	0	0	0	0	0	0	0	0	6	5	1	0	0	0	0		
2024	Eagles	1	0	0	0	0	0	0	0.0	0.0	0	0	0	0	0	0	0	0	0	0	0	0	0	0	0	0	0	0		
Went from Philadelphia to N.Y. Giants.																														
2024	Giants	10	0	2	0	2	0	0	0.0	0.0	1	0	0	0	0	0	0	0	0	0	0	1	1	0	0	0	0	0		
2024	TOTAL	11	0	2	0	2	0	0	0.0	0.0	1	0	0	0	0	0	0	0	0	0	0	1	1	0	0	0	0	0		
NFL TOTALS		59	2	22	12	10	1	9	0.0	0.0	4	0	0	0	0	0	0	1	1	0	0	16	12	4	0	0	0	0		

## PATRICK JOHNSON'S NFL POSTSEASON DEFENSIVE STATISTICS

DATE	TEAM	GP	GS	TACKLES										INTERCEPTIONS					O. FUMB					ST					MISC	
				TK	S	A	TFL	YDS	SK	YDS	QBH	NO	YDS	LG	TD	PD	FF	FR	TD	YDS	TK	S	A	FF	FR	S	A			
2021	Eagles	1	0	0	0	0	0	0	0.0	0.0	0	0	0	0	0	0	0	0	0	0	0	1	1	0	0	0	0	0		
2022	Eagles	3	0	1	1	0	1	0	0.0	0.0	0	0	0	0	0	0	0	0	0	0	0	0	0	0	0	0	0			
2023	Eagles	1	0	0	0	0	0	0	0.0	0.0	0	0	0	0	0	0	0	0	0	0	0	0	0	0	0	0	0			
NFL TOTALS		5	0	1	1	0	1	0	0.0	0.0	0	0	0	0	0	0	0	0	0	0	0	1	1	0	0	0	0	0		

### SINGLE-GAME HIGHS: DEFENSIVE

<b>Total Tackles</b>	5 vs. Dallas Cowboys, Jan 08, 2022 3 at Dallas Cowboys, Sep 27, 2021 2 vs. Tampa Bay Buccaneers, Nov 24, 2024 2 at Chicago Bears, Dec 18, 2022 2 vs. San Francisco 49ers, Sep 19, 2021	<b>Fumble Recoveries</b>	1 at New York Giants, Dec 11, 2022
<b>Solo Tackles</b>	3 at Dallas Cowboys, Sep 27, 2021 2 at Chicago Bears, Dec 18, 2022 2 vs. Dallas Cowboys, Jan 08, 2022 1 at Dallas Cowboys, Dec 24, 2022 1 vs. Dallas Cowboys, Oct 16, 2022 ...3 more at 1.	<b>Tackles For Loss</b>	1 at Denver Broncos, Nov 14, 2021
<b>Forced Fumbles</b>	1 vs. Jacksonville Jaguars, Oct 02, 2022	<b>Special Teams Tackles</b>	2 vs. Arizona Cardinals, Dec 31, 2023 2 at Detroit Lions, Oct 31, 2021 1 at New York Giants, Jan 07, 2024 1 vs. San Francisco 49ers, Dec 03, 2023 ...9 more at 1.

### SINGLE-GAME HIGHS - POSTSEASON: DEFENSIVE

<b>Special Teams Tackles</b>	1 at Tampa Bay Buccaneers, Jan 16, 2022
------------------------------	---



# ANTHONY JOHNSON JR.

S

23

HEIGHT: 6-0  
 WEIGHT: 205  
 COLLEGE: IOWA STATE  
 HOW ACQUIRED: W(GB)-'24  
 NFL EXP.: 2ND YEAR  
 GIANTS EXP.: 1ST YEAR

## CAREER HIGHLIGHTS

- » Has played in 16 regular-season games with 4 starts for the Packers and the Giants...Totals include 23 tackles (17 solo), 3 passes defended and one interception...Also has one tackle on special teams...In the postseason, has one solo tackle and one tackle on special teams.
- » In 2023, played 12 games... Tallied 23 tackles (17 solo) and 3 passes defended and one interception...Made his NFL debut in Week 7 against Denver (10/22)...Made his first career start in Week 9 against the Rams and posted his 1st career interception (11/5)...Became the 1st Packer to register an interception in his 1st NFL start since CB Casey Heyward...Tallied a career-high 8 tackles in Week 12 against Detroit (11/23)...Made his postseason debut in the NFC Wild Card Game against Dallas (1/14)...Recorded one tackle in Divisional Round at San Francisco (1/20).

## COLLEGE

- » Spent 5 years at Iowa State from 2018-22...Played in 62 games where he recorded 243 tackles (164 solo), 30 passes defended, 14 tackles for loss, 5 forced fumbles, 3.0 sacks and 2 interceptions...His 62 games played are second-most in school history.
- » In 2022, moved to safety after playing cornerback his 1st 4 seasons...Played and started in all 12 games...Broke the Iowa State and Big 12 record with 54 career starts...Posted 60 tackles (41 solo), 6 passes defended, 2 interceptions and one forced fumble...Named to First Team All-Big 12 by Phil Steele and All-Big 12 Second Team.
- » In 2021, started in all 13 games and recorded 55 tackles with 32 solo stops, 4 passes defended, 3 tackles for loss, 2 forced fumbles and one sack...Named to First Team Academic All-Big 12.
- » In 2020, started in all 12 games and produced 42 tackles and 22 solo stops, 5 passes defended and 2 tackles for loss.
- » In 2019, started in all 13 games and recorded 60 tackles with a career-high 47 solo stops, 10 passes defended, 7 tackles for loss and 2 forced fumbles...His 10 passes defended were tied for 1st on the team and tied for 6th in the Big 12.
- » In 2018, played in 12 and registered 28 tackles (22 solo), 5 passes defended and one tackle for loss.

### ANTHONY JOHNSON JR.'S NFL REGULAR SEASON DEFENSIVE STATISTICS

DATE	TEAM	GP	GS	TACKLES							QBH	INTERCEPTIONS					O. FUMB				ST				MISC		
				TK	S	A	TFL	YDS	SK	YDS		NO	YDS	LG	TD	PD	FF	FR	TD	YDS	TK	S	A	FF	FR	S	A
2023	Packers	12	4	23	17	6	0	0	0.0	0.0	0	1	1	1	0	3	0	0	0	0	1	1	0	0	0	0	0
2024	Giants	4	0	0	0	0	0	0	0.0	0.0	0	0	0	0	0	0	0	0	0	0	0	0	0	0	0	0	
<b>NFL TOTALS</b>		<b>16</b>	<b>4</b>	<b>23</b>	<b>17</b>	<b>6</b>	<b>0</b>	<b>0</b>	<b>0.0</b>	<b>0.0</b>	<b>0</b>	<b>1</b>	<b>1</b>	<b>1</b>	<b>0</b>	<b>3</b>	<b>0</b>	<b>0</b>	<b>0</b>	<b>0</b>	<b>1</b>	<b>1</b>	<b>0</b>	<b>0</b>	<b>0</b>	<b>0</b>	<b>0</b>

### ANTHONY JOHNSON JR.'S NFL POSTSEASON DEFENSIVE STATISTICS

DATE	TEAM	GP	GS	TACKLES							QBH	INTERCEPTIONS					O. FUMB				ST				MISC		
				TK	S	A	TFL	YDS	SK	YDS		NO	YDS	LG	TD	PD	FF	FR	TD	YDS	TK	S	A	FF	FR	S	A
2023	Packers	2	0	1	1	0	0	0	0.0	0.0	0	0	0	0	0	0	0	0	0	0	1	1	0	0	0	0	0
<b>NFL TOTALS</b>		<b>2</b>	<b>0</b>	<b>1</b>	<b>1</b>	<b>0</b>	<b>0</b>	<b>0</b>	<b>0.0</b>	<b>0.0</b>	<b>0</b>	<b>0</b>	<b>0</b>	<b>0</b>	<b>0</b>	<b>0</b>	<b>0</b>	<b>0</b>	<b>0</b>	<b>0</b>	<b>1</b>	<b>1</b>	<b>0</b>	<b>0</b>	<b>0</b>	<b>0</b>	<b>0</b>

**SINGLE-GAME HIGHS: DEFENSIVE**

**Total Tackles** 8 at Carolina Panthers, Dec 24, 2023  
 8 at Detroit Lions, Nov 23, 2023  
 4 vs. Los Angeles Chargers, Nov 19, 2023  
 1 vs. Kansas City Chiefs, Dec 03, 2023  
 1 at Pittsburgh Steelers, Nov 12, 2023  
 ...1 more at 1.

**Interceptions**  
**Interception Return Yards**  
**Special Teams Tackles**

1 vs. Los Angeles Rams, Nov 05, 2023  
 1 vs. Los Angeles Rams, Nov 05, 2023  
 1 at Minnesota Vikings, Dec 31, 2023

**Solo Tackles** 7 at Detroit Lions, Nov 23, 2023  
 6 at Carolina Panthers, Dec 24, 2023  
 3 vs. Los Angeles Chargers, Nov 19, 2023  
 1 vs. Los Angeles Rams, Nov 05, 2023

**Passes Defensed** 2 vs. Los Angeles Rams, Nov 05, 2023  
 1 at Detroit Lions, Nov 23, 2023

**SINGLE-GAME HIGHS - POSTSEASON: DEFENSIVE**

**Total Tackles** 1 at San Francisco 49ers, Jan 20, 2024  
**Solo Tackles** 1 at San Francisco 49ers, Jan 20, 2024

**Special Teams Tackles** 1 at San Francisco 49ers, Jan 20, 2024

**2023 GAME-BY-GAME REGULAR-SEASON STATISTICS (PACKERS)**

DATE	OPPONENT	P/S	TACKLES							INTERCEPTIONS					O. FUMB				ST					MISC		W/L	SCORE
			TK	S	A	SK	YDS	TFL	YDS	QBH	NO	YDS	LG	TD	PD	FF	FR	TD	YDS	TK	S	A	FF	FR	S		
09/10	at Bears																									W	38-20
09/17	at Falcons																									L	24-25
09/24	Saints																									W	18-17
09/28	Lions																									L	20-34
10/09	at Raiders																									L	13-17
10/22	at Broncos	P	0	0	0	0.0	0.0	0	0	0	0	0	0	0	0	0	0	0	0	0	0	0	0	0	0	L	17-19
10/29	Vikings	P	0	0	0	0.0	0.0	0	0	0	0	0	0	0	0	0	0	0	0	0	0	0	0	0	0	L	10-24
11/05	Rams	S	1	1	0	0.0	0.0	0	0	0	0	1	1	1	0	2	0	0	0	0	0	0	0	0	0	W	20-3
11/12	at Steelers	P	1	0	1	0.0	0.0	0	0	0	0	0	0	0	0	0	0	0	0	0	0	0	0	0	0	L	19-23
11/19	Chargers	S	4	3	1	0.0	0.0	0	0	0	0	0	0	0	0	0	0	0	0	0	0	0	0	0	0	W	23-20
11/23	at Lions	S	8	7	1	0.0	0.0	0	0	0	0	0	0	0	1	0	0	0	0	0	0	0	0	0	0	W	29-22
12/03	Chiefs	P	1	0	1	0.0	0.0	0	0	0	0	0	0	0	0	0	0	0	0	0	0	0	0	0	0	W	27-19
12/11	at Giants	P	0	0	0	0.0	0.0	0	0	0	0	0	0	0	0	0	0	0	0	0	0	0	0	0	0	L	22-24
12/17	Buccaneers	P	0	0	0	0.0	0.0	0	0	0	0	0	0	0	0	0	0	0	0	0	0	0	0	0	0	L	20-34
12/24	at Panthers	S	8	6	2	0.0	0.0	0	0	0	0	0	0	0	0	0	0	0	0	0	0	0	0	0	0	W	33-30
12/31	at Vikings	P	0	0	0	0.0	0.0	0	0	0	0	0	0	0	0	0	0	0	0	1	1	0	0	0	0	W	33-10
01/07	Bears	P	0	0	0	0.0	0.0	0	0	0	0	0	0	0	0	0	0	0	0	0	0	0	0	0	0	W	17-9
<b>2023 TOTALS</b>		<b>12-4</b>	<b>23</b>	<b>17</b>	<b>6</b>	<b>0.0</b>	<b>0.0</b>	<b>0</b>	<b>0</b>	<b>0</b>	<b>1</b>	<b>1</b>	<b>1</b>	<b>0</b>	<b>3</b>	<b>0</b>	<b>0</b>	<b>0</b>	<b>0</b>	<b>1</b>	<b>1</b>	<b>0</b>	<b>0</b>	<b>0</b>	<b>0</b>	<b>9-8</b>	

**2024 GAME-BY-GAME REGULAR-SEASON STATISTICS (GIANTS)**

DATE	OPPONENT	P/S	TACKLES							INTERCEPTIONS					O. FUMB				ST					MISC		W/L	SCORE
			TK	S	A	SK	YDS	TFL	YDS	QBH	NO	YDS	LG	TD	PD	FF	FR	TD	YDS	TK	S	A	FF	FR	S		
09/08	Vikings																									L	6-28
09/15	at Commanders																									L	18-21
09/22	at Browns																									W	21-15
09/26	Cowboys																									L	15-20
10/06	at Seahawks																									W	29-20
10/13	Bengals	P	0	0	0	0.0	0.0	0	0	0	0	0	0	0	0	0	0	0	0	0	0	0	0	0	0	L	7-17
10/20	Eagles																									L	3-28
10/28	at Steelers	P	0	0	0	0.0	0.0	0	0	0	0	0	0	0	0	0	0	0	0	0	0	0	0	0	0	L	18-26
11/03	Commanders	P	0	0	0	0.0	0.0	0	0	0	0	0	0	0	0	0	0	0	0	0	0	0	0	0	0	L	22-27
11/10	at Panthers	P	0	0	0	0.0	0.0	0	0	0	0	0	0	0	0	0	0	0	0	0	0	0	0	0	0	L	17-20+
11/24	Buccaneers																									L	7-30
11/28	at Cowboys																									L	20-27
<b>2024 TOTALS</b>		<b>4-0</b>	<b>0</b>	<b>0</b>	<b>0</b>	<b>0.0</b>	<b>0.0</b>	<b>0</b>	<b>0</b>	<b>0</b>	<b>0</b>	<b>0</b>	<b>0</b>	<b>0</b>	<b>0</b>	<b>0</b>	<b>0</b>	<b>0</b>	<b>0</b>	<b>0</b>	<b>0</b>	<b>0</b>	<b>0</b>	<b>0</b>	<b>0</b>	<b>2-10</b>	

+ - Overtime

**2023 GAME-BY-GAME POSTSEASON STATISTICS (PACKERS)**

DATE	OPPONENT	P/S	TACKLES							INTERCEPTIONS					O. FUMB				ST					MISC		W/L	SCORE
			TK	S	A	SK	YDS	TFL	YDS	QBH	NO	YDS	LG	TD	PD	FF	FR	TD	YDS	TK	S	A	FF	FR	S		
01/14	at Cowboys	P	0	0	0	0.0	0.0	0	0	0	0	0	0	0	0	0	0	0	0	0	0	0	0	0	0	W	48-32
01/20	at 49ers	P	1	1	0	0.0	0.0	0	0	0	0	0	0	0	0	0	0	0	0	1	1	0	0	0	0	L	21-24
<b>2023 TOTALS</b>		<b>2-0</b>	<b>1</b>	<b>1</b>	<b>0</b>	<b>0.0</b>	<b>0.0</b>	<b>0</b>	<b>0</b>	<b>0</b>	<b>0</b>	<b>0</b>	<b>0</b>	<b>0</b>	<b>0</b>	<b>0</b>	<b>0</b>	<b>0</b>	<b>1</b>	<b>1</b>	<b>0</b>	<b>0</b>	<b>0</b>	<b>0</b>	<b>0</b>	<b>1-1</b>	





# CASEY KREITER

[CRY-ter]

HEIGHT: 6-1  
WEIGHT: 250  
COLLEGE: IOWA  
HOW ACQUIRED: FA-'20  
NFL EXP.: 9TH YEAR  
GIANTS EXP.: 5TH YEAR

LS

59

## HONORS

- » Pro Bowl: 2018

## TRANSACTIONS

- » Signed as a rookie free agent by the Dallas Cowboys on May 12, 2014...Waived by Dallas on Aug. 26, 2014...Signed by Dallas on March 17, 2015...Waived by Dallas on Aug. 31, 2015...Signed by the Denver Broncos on April 4, 2016...Signed as a free agent by the Giants on April 1, 2020.

## CAREER HIGHLIGHTS

- » Has played in 137 regular-season games for Denver and the Giants and 2 postseason games for the Giants...Played in every regular-season game each of the last 8 seasons...Made 13 special teams tackles...Selected to the AFC Pro Bowl team following the 2018 season.
- » In 2023, snapped for punts and placekicks in all 17 regular-season games...Tallied 4 special teams tackles.
- » In 2022, played in all 17 regular-season games and 2 postseason games for the Giants...Delivered snaps on punts and placekicks without error throughout the regular season and in the NFC Wild Card Game at Minnesota (1/15) and divisional round at Philadelphia (1/21).
- » In 2021, played in all 17 games and handled 125 snaps without an unplayable delivery.
- » In his first season with the Giants in 2020, flawlessly snapped on punts and placekicks in all 16 games...Had one special teams tackle, at Cincinnati (11/29).
- » In 2019, snapped for punts and placekicks in each of Denver's 16 games...Credited with 2 special teams tackles – one vs. Jacksonville (9/29) and one at Buffalo (11/24).
- » In 2018, Kreiter played in all 16 games and was the AFC's snapper in the Pro Bowl after handling 146 snaps without an unplayable delivery.
- » In 2017, snapped in all 16 games and made 2 special-teams tackles – one apiece vs. Dallas (9/17) and at Miami (12/3).
- » In his first active season in 2016, Kreiter played in 10 games before suffering a season-ending calf injury...Made his NFL debut vs. Carolina (9/8)...Snapped and made one special-teams tackle at San Diego (10/13)...Placed on injured reserve on Dec 16.
- » In 2015, competed with Dallas in training camp and was waived during final roster cut downs on Aug. 31.
- » In 2014, Kreiter spent training camp with Dallas before being waived on Aug. 26.

## COLLEGE

- » Kreiter snapped in 40 games for the University of Iowa, earning honorable mention All-Big Ten honors as a senior...Recorded 9 special-teams tackles on punt coverage...Named Academic All-Big Ten in his last 3 seasons.

## OFF-THE-FIELD ACTIVITY

- » Supported the Food Bank for New York City during the 2021 season by funding a Backpack program for P.S. 57 Hubert H. Humphrey Elementary School and sponsoring a teacher appreciation program...Met with Lifestyles for the Disabled to speak with members of the group about his NFL journey...Spoke to 5th grade students from Sargent Elementary School in Beacon, N.Y. about the importance of active play and physical fitness...Represented Gamers Outreach, a non-profit that provides relief through video gaming to children who are going through medical treatments, during the NFL's Week 13 My Cause My Cleats initiative.

## PERSONAL

- » Kreiter (pronounced CRY-ter) has 3 children: Landen, Breckyn and Quincy...Attended Central High School in DeWitt, Iowa, where he earned first-team all-state honors as a senior and 2nd team accolades as a junior...Competed in wrestling, baseball and track and field...Spent his time out of football teaching in Iowa...Chosen as a Broncos Community Ambassador Award winner in 2017.

### CASEY KREITER'S NFL REGULAR SEASON STATISTICS

DATE	TEAM	GP
2016	Broncos	10
2017	Broncos	16
2018	Broncos	16
2019	Broncos	16
2020	Giants	16
2021	Giants	17
2022	Giants	17
2023	Giants	17
2024	Giants	12

**NFL TOTALS** 137

### CASEY KREITER'S NFL POSTSEASON STATISTICS

DATE	TEAM	GP
2022	Giants	2

**NFL TOTALS** 2

Additional Statistics: 2016 – one special teams tackle; 2017 – 2 special teams tackles; 2019 – 2 special teams tackles; 2020 – one special teams tackle.

### 2024 GAME-BY-GAME REGULAR-SEASON STATISTICS (GIANTS)

DATE	OPPONENT		W/L	SCORE
09/08	Vikings	P	L	6-28
09/15	at Commanders	P	L	18-21
09/22	at Browns	P	W	21-15
09/26	Cowboys	P	L	15-20
10/06	at Seahawks	P	W	29-20
10/13	Bengals	P	L	7-17
10/20	Eagles	P	L	3-28
10/28	at Steelers	P	L	18-26
11/03	Commanders	P	L	22-27
11/10	at Panthers	P	L	17-20+
11/24	Buccaneers	P	L	7-30
11/28	at Cowboys	P	L	20-27
<b>2024 TOTALS</b>		<b>12</b>	<b>2-10</b>	

+ - Overtime

**CAREER HIGHLIGHTS**

- » One of two 2024 undrafted free agents to make the initial 53-man roster...Has not yet appeared in a game.

**COLLEGE**

» Originally signed as a rookie free agent by the Giants on May 10, 2024...Played in 52 games with 44 starts at right guard at NDSU...In 2023, started 14 games at right guard...Did not play in the NCAA first round playoff win vs. Drake, ending his streak of 41 consecutive starts...All-Missouri Valley Football Conference first team...Blocked for an offense that led the nation in rushing yards (3,560), rushing touchdowns (47), and offensive touchdowns (69)...Selected as one of NDSU's six team captains...Voted to the MVFC Scholar-Athlete second team...Named to the College Sports Communicators Academic All-District Team...In 2022, started all 15 games at right guard...Named to the College Sports Communicators Academic All-District Team...Fifth straight year on the MVC Honor Roll...In 2021, started all 15 games at right guard...Blocked for a rushing attack that ranked No. 2 in the FCS averaging 280.6 yards per game...In 2020, played in the first 3 games of the spring before missing the remainder of the season with a leg injury...In 2019, played in 5 games as a reserve lineman...Redshirted in 2018...Graduated from NDSU in May 2022 with a bachelor's degree in sport management...Three-year letterman and 2-year starter at Trinity High School in Dickinson, N.D...Two-time captain...All-conference first team as a junior...All-state first team as a senior...Helped the Titans to an 8-2 record and state semifinal appearance in 2017...Also competed in basketball and track...National Honor Society member...Son of Monte and Susan Kubas.

**PERSONAL**

» Three-year letterman and 2-year starter at Trinity High School in Dickinson, N.D...Two-time captain...All-conference first team as a junior...All-state first team as a senior...Helped the Titans to an 8-2 record and state semifinal appearance in 2017...Also competed in basketball and track...National Honor Society member...Son of Monte and Susan Kubas.

JAKE KUBAS' NFL REGULAR SEASON STATISTICS			
DATE	TEAM	GP	GS
2024	Giants	0	0
<b>NFL TOTALS</b>		<b>0</b>	<b>0</b>

2024 GAME-BY-GAME REGULAR-SEASON STATISTICS (GIANTS)					
DATE	OPPONENT	P/S		W/L	SCORE
09/08	Vikings		ON INACTIVE LIST	L	6-28
09/15	at Commanders		ON INACTIVE LIST	L	18-21
09/22	at Browns		ON INACTIVE LIST	W	21-15
09/26	Cowboys		INACTIVE	L	15-20
10/06	at Seahawks		ON INACTIVE LIST	W	29-20
10/13	Bengals		ON INACTIVE LIST	L	7-17
10/20	Eagles		DID NOT PLAY (NON-INJURY)	L	3-28
10/28	at Steelers		ON INACTIVE LIST	L	18-26
11/03	Commanders		ON INACTIVE LIST	L	22-27
11/10	at Panthers		ON INACTIVE LIST	L	17-20+
11/24	Buccaneers		ON INACTIVE LIST	L	7-30
11/28	at Cowboys		INACTIVE	L	20-27
<b>2024 TOTALS</b>		<b>0-0</b>		<b>2-10</b>	

+ - Overtime



# DREW LOCK

QB

2

HEIGHT: 6-4  
WEIGHT: 228  
COLLEGE: MISSOURI  
HOW ACQUIRED: FA-'24  
NFL EXP.: 6TH YEAR  
GIANTS EXP.: 1ST YEAR

## TRANSACTIONS

- » Originally a 4th-round (42nd pick overall) draft choice by the Denver Broncos in 2019...Traded with 2 other players and 5 draft choices to the Seattle Seahawks for QB Russell Wilson and a 4th-round draft choice on March 16, 2022...Signed as a free agent by the Giants on March 13, 2024.

## 2024 SEASON HIGHLIGHTS

- » Completed 21-of-32 passes for 178 yards and carried the ball 4 times for 57 yards (14.3 avg.) and one touchdown in Week 13 at Dallas (11/28)...Recorded two rushes of 20-plus yards in the game, becoming the only Giants quarterback since 2000 to have multiple 20-plus yard runs in the same game.
- » Made his first appearance with the Giants in Week 7 against Philadelphia (10/20).

## CAREER HIGHLIGHTS

- » Has played in 32 regular-season games with 24 starts...Career totals include 494 completions on 827 passes (59.7%) for 5,470 yards, 28 touchdowns, and 24 interceptions for a passer rating of 78.6...Also has 82 rushing attempts for 369 yards and 4 touchdowns...Started in each of his first 18 NFL games...Has 3 career 300-yard games...Record as a starter is 9-15...Has led his teams to victory from a 4th-quarter deficit or tie 4 times.
- » In 2023, played in 4 games with 2 starts...Completed 48 of 76 passes (63.2%) for 543 yards, 3 touchdowns, 3 interceptions and a passer rating of 81.2...Made his season debut in relief at the Giants (10/2) and at the Rams (11/19)...In each game, he completed 2 of 6 passes, including for 63 yards in MetLife Stadium...Started for the first time at San Francisco (12/10) and hit 22 of 31 passes (71.0%) for 269 yards, 2 touchdowns and 2 interceptions...Started in place of an injured Geno Smith and led the Seahawks to a victory on Monday Night Football vs. Philadelphia (12/18), completing 22 of 33 passes (66.7%) for 208 yards, and one touchdown...Trailing by 7, Lock led the offense to 10 points in the 4th quarter, including the game-winning 29-yard touchdown pass to Jaxon Smith-Njigba with 28 seconds remaining.
- » In 2022, did not play in a regular-season game.
- » In his final season in Denver in 2021, played in 6 games with 3 starts...Completed 67 of 111 passes (60.4%) for 787 yards, 2 touchdowns, and 2 interceptions...Started each of the season's final 3 games.
- » In 2020, posted numerous career highs, including games played and started (13), passes (443), completions (254), yards (2,933), touchdowns (16), and interceptions (15)...Posted a career-high 149.5 rating by completing of 21 of 27 passes for 280 yards, 4 touchdowns, and no interceptions in a victory at Carolina (12/13)...Threw for a season-high 339 yards vs. Las Vegas (1/3).
- » As a rookie in 2019, started each of the season's final 5 games and spending the first 11 games on injured reserve...Won his first 2 career starts and finished his rookie season with a 4-1 record to match John Elway for the most wins by a rookie quarterback in Broncos history...Completed 100 of 156 passes (career-high 64.1%) for 1,020 yards, 7 touchdowns, and 3 interceptions for a career-best passer rating of 89.7...Started in his NFL debut vs. the Chargers (12/1) and hit 18 of 28 passes for 134 yards, 2 touchdowns, and one interception...The following week in Houston (12/8), completed 24 of 38 passes for 309 yards, 3 touchdowns, one interception, and a 136.0 passer rating...Became the first NFL rookie in the Super Bowl era to pass for 300 yards and 3 touchdowns in his first career road start, earning NFL Rookie of the Week honors.

## COLLEGE

- » Played in 50 games with 46 starts at Missouri, completing 883 of 1,553 passes (56.9%) for 12,193 yards, 99 touchdowns, and 39 interceptions in addition to rushing for 437 yards and 9 scores...Threw for the 2nd-most passing yards (12,193) and 3rd-most touchdowns (99) in Southeastern Conference history during his 4-year career...Ended his career at Mizzou ranked 2nd in career passing yards and touchdowns, while setting 10 of the top-25 single-game passing yardage marks in school history...As a senior in 2018, had career-best marks in completions (275), completion percentage (62.9), interceptions (8) rushing yards (175) and rushing touchdowns (6)...Accounted for 34 total touchdowns (28 passing, 6 rushing)...Did not throw an interception in 6 of his final 7 games...Led the (FBS) and set the Southeastern Conference and Missouri records for passing touchdowns (44) while helping the Tigers reach a bowl game after starting the season 1-5...Completed 242 of 419 passing (57.8%) for 3,964 yards, 44 touchdowns, and 13 interceptions...Took over as Mizzou's starting quarterback over the final 8 games while playing in all 12 games as a true freshman...Was the first Missouri true freshman to start at quarterback since 1995.

## PERSONAL

- » Threw for 63 touchdowns and 12 interceptions in his junior and senior seasons at Lee's Summit (Mo.) High School...Chosen as the Kansas City Star All-Metro Player of the Year after throwing for 2,731 yards and 28 touchdowns as a senior...Received numerous Division-I basketball scholarship offers...Lock and his wife, Natalie, have one son named Layton Andrew.

### DREW LOCK'S NFL REGULAR SEASON PASSING STATISTICS

DATE	TEAM	GP	GS	ATT.	CMP.	PCT.	YDS	AVG.	TD	INT.	LG	SK	LST	RATE
2019	Broncos	5	5	156	100	64.1	1,020	6.5	7	3	48	5	26	89.7
2020	Broncos	13	13	443	254	57.3	2,933	6.6	16	15	92†	19	123	75.4
2021	Broncos	6	3	111	67	60.4	787	7.1	2	2	44	9	52	80.4
2022	Seahawks	0	0	0	0	0.0	0	0.0	0	0	0	0	0	0.0
2023	Seahawks	4	2	76	48	63.2	543	7.1	3	3	51	6	26	81.2
2024	Giants	4	1	41	25	61.0	187	4.6	0	1	18	7	53	61.7
<b>TOTALS</b>		<b>32</b>	<b>24</b>	<b>827</b>	<b>494</b>	<b>59.7</b>	<b>5,470</b>	<b>6.6</b>	<b>28</b>	<b>24</b>	<b>92†</b>	<b>46</b>	<b>280</b>	<b>78.6</b>

### DREW LOCK'S NFL POSTSEASON PASSING STATISTICS

DATE	TEAM	GP	GS	ATT.	CMP.	PCT.	YDS	AVG.	TD	INT.	LG	SK	LST	RATE
2022	Seahawks	0	0	0	0	0.0	0	0.0	0	0	0	0	0	0.0
<b>TOTALS</b>		<b>0</b>	<b>0</b>	<b>0</b>	<b>0</b>	<b>0.0</b>	<b>0</b>	<b>0.0</b>	<b>0</b>	<b>0</b>	<b>0</b>	<b>0</b>	<b>0</b>	<b>0.0</b>

### DREW LOCK'S NFL REGULAR SEASON RUSHING STATISTICS

DATE	TEAM	NO.	YDS.	AVG.	LG	TD
2019	Broncos	18	72	4.0	12	0
2020	Broncos	44	160	3.6	16	3
2021	Broncos	10	53	5.3	23†	2
2022	Seahawks	0	0	0.0	0	0
2023	Seahawks	5	14	2.8	11	0
2024	Giants	5	70	14.0	28	1
<b>TOTALS</b>		<b>82</b>	<b>369</b>	<b>4.5</b>	<b>28</b>	<b>6</b>

### DREW LOCK'S NFL POSTSEASON RUSHING STATISTICS

DATE	TEAM	NO.	YDS.	AVG.	LG	TD
2022	Seahawks	0	0	0.0	0	0
<b>TOTALS</b>		<b>0</b>	<b>0</b>	<b>0.0</b>	<b>0</b>	<b>0</b>

### DREW LOCK'S NFL REGULAR SEASON PASSING/RUSHING STATISTICS

DATE	TEAM	GP	GS	PASSING										RUSHING					
				ATT.	CMP.	PCT.	YDS	AVG.	TD	INT.	LG	SK	LST	RATE	NO.	YDS.	AVG.	LG	TD
2019	Broncos	5	5	156	100	64.1	1,020	6.5	7	3	48	5	26	89.7	18	72	4.0	12	0
2020	Broncos	13	13	443	254	57.3	2,933	6.6	16	15	92†	19	123	75.4	44	160	3.6	16	3
2021	Broncos	6	3	111	67	60.4	787	7.1	2	2	44	9	52	80.4	10	53	5.3	23†	2
2022	Seahawks	0	0	0	0	0.0	0	0.0	0	0	0	0	0	0.0	0	0	0.0	0	0
2023	Seahawks	4	2	76	48	63.2	543	7.1	3	3	51	6	26	81.2	5	14	2.8	11	0
2024	Giants	4	1	41	25	61.0	187	4.6	0	1	18	7	53	61.7	5	70	14.0	28	1
<b>TOTALS</b>		<b>32</b>	<b>24</b>	<b>827</b>	<b>494</b>	<b>59.7</b>	<b>5,470</b>	<b>6.6</b>	<b>28</b>	<b>24</b>	<b>92†</b>	<b>46</b>	<b>280</b>	<b>78.6</b>	<b>82</b>	<b>369</b>	<b>4.5</b>	<b>28</b>	<b>6</b>

### DREW LOCK'S NFL POSTSEASON PASSING/RUSHING STATISTICS

DATE	TEAM	GP	GS	PASSING										RUSHING					
				ATT.	CMP.	PCT.	YDS	AVG.	TD	INT.	LG	SK	LST	RATE	NO.	YDS.	AVG.	LG	TD
2022	Seahawks	0	0	0	0	0.0	0	0.0	0	0	0	0	0	0.0	0	0	0.0	0	0
<b>TOTALS</b>		<b>0</b>	<b>0</b>	<b>0</b>	<b>0</b>	<b>0.0</b>	<b>0</b>	<b>0.0</b>	<b>0</b>	<b>0</b>	<b>0</b>	<b>0</b>	<b>0</b>	<b>0.0</b>	<b>0</b>	<b>0</b>	<b>0.0</b>	<b>0</b>	<b>0</b>

### SINGLE-GAME HIGHS: QUARTERBACK

<b>Pass Attempts</b>	48 at Atlanta Falcons, Nov 08, 2020 47 at Los Angeles Chargers, Dec 27, 2020 47 at Las Vegas Raiders, Nov 15, 2020 41 vs. Las Vegas Raiders, Jan 03, 2021 41 vs. Los Angeles Chargers, Nov 01, 2020	<b>Passer Rating</b>	149.5 at Carolina Panthers, Dec 13, 2020 136.0 at Houston Texans, Dec 08, 2019 116.2 at Los Angeles Chargers, Jan 02, 2022 103.6 vs. Las Vegas Raiders, Jan 03, 2021 99.6 vs. Detroit Lions, Dec 22, 2019
<b>Pass Completions</b>	26 vs. Los Angeles Chargers, Nov 01, 2020 25 vs. Las Vegas Raiders, Jan 03, 2021 25 at Atlanta Falcons, Nov 08, 2020 25 vs. Detroit Lions, Dec 22, 2019 24 at Los Angeles Chargers, Dec 27, 2020 ...1 more at 24.	<b>Rush Attempts</b>	7 at Atlanta Falcons, Nov 08, 2020 6 at Carolina Panthers, Dec 13, 2020 6 vs. Oakland Raiders, Dec 29, 2019 5 at Los Angeles Chargers, Dec 27, 2020 5 vs. Buffalo Bills, Dec 19, 2020
<b>Yards Passing</b>	339 vs. Las Vegas Raiders, Jan 03, 2021 313 at Atlanta Falcons, Nov 08, 2020 309 at Houston Texans, Dec 08, 2019 280 at Carolina Panthers, Dec 13, 2020 270 vs. Miami Dolphins, Nov 22, 2020	<b>Rushing Yards</b>	57 at Dallas Cowboys, Nov 28, 2024 47 at Atlanta Falcons, Nov 08, 2020 37 vs. Buffalo Bills, Dec 19, 2020 35 vs. Kansas City Chiefs, Jan 08, 2022 29 vs. Oakland Raiders, Dec 29, 2019
<b>TD Passes</b>	4 at Carolina Panthers, Dec 13, 2020 3 vs. Los Angeles Chargers, Nov 01, 2020 3 at Houston Texans, Dec 08, 2019 2 at San Francisco 49ers, Dec 10, 2023 2 vs. Las Vegas Raiders, Jan 03, 2021 ...3 more at 2.	<b>Rushing Average</b>	6.7 at Atlanta Falcons, Nov 08, 2020
<b>Long Passes</b>	92t vs. Las Vegas Raiders, Jan 03, 2021 61 vs. Miami Dolphins, Nov 22, 2020 51 at New York Giants, Oct 02, 2023 49t at Carolina Panthers, Dec 13, 2020 48 at Houston Texans, Dec 08, 2019	<b>Longest Runs</b>	28 at Dallas Cowboys, Nov 28, 2024 23t vs. Kansas City Chiefs, Jan 08, 2022 21 at Dallas Cowboys, Nov 28, 2024 16 at Atlanta Falcons, Nov 08, 2020 14 vs. Buffalo Bills, Dec 19, 2020 ...1 more at 14.
<b>Completion Percentage</b>	81.5 at Houston Texans, Dec 08, 2019 77.8 at Carolina Panthers, Dec 13, 2020 75.8 vs. Detroit Lions, Dec 22, 2019 72.0 at Los Angeles Chargers, Jan 02, 2022 71.0 at San Francisco 49ers, Dec 10, 2023	<b>Rushing TDs</b>	2 vs. Kansas City Chiefs, Jan 08, 2022 1 at Dallas Cowboys, Nov 28, 2024 1 at Los Angeles Chargers, Dec 27, 2020 1 at Atlanta Falcons, Nov 08, 2020 ...1 more at 1.

### 300-YARD PASSING GAMES (3): REGULAR SEASON

DATE	TEAM	NO.	YDS.	AVG.	LG	TD
12/08/19	at Texans	22	309	14.0	48	3
11/08/20	at Falcons	25	313	12.5	41	2
01/03/21	RAIDERS	25	339	13.6	92t	2

### 2019 GAME-BY-GAME REGULAR-SEASON STATISTICS (BRONCOS)

DATE	OPPONENT	P/S	PASSING											RUSHING				W/L	SCORE		
			ATT	CMP	YDS	PCT	Y/A	Y/C	TD	INT	LG	SK/YD	RATE	ATT	YDS	LG	TD				
09/09	at Raiders																			L	16-24
09/15	Bears																			L	14-16
09/22	at Packers																			L	16-27
09/29	Jaguars																			L	24-26
10/06	at Chargers																			W	20-13
10/13	Titans																			W	16-0
10/17	Chiefs																			L	6-30
10/27	at Colts																			L	13-15
11/03	Browns																			W	24-19
11/17	at Vikings																			L	23-27
11/24	at Bills																			L	3-20
12/01	Chargers	S	28	18	134	64.3	4.8	7.4	2	1	33	0/0	84.5	3	15	8	0	0	W	23-20	
12/08	at Texans	S	27	22	309	81.5	11.4	14.0	3	1	48	1/8	136.0	3	15	11	0	0	W	38-24	
12/15	at Chiefs	S	40	18	208	45.0	5.2	11.6	0	1	43	2/9	50.8	2	3	3	0	0	L	3-23	
12/22	Lions	S	33	25	192	75.8	5.8	7.7	1	0	20	0/0	99.6	4	10	10	0	0	W	27-17	
12/29	Raiders	S	28	17	177	60.7	6.3	10.4	1	0	19	2/9	90.9	6	29	12	0	0	W	16-15	
<b>2019 TOTALS</b>		<b>5-5</b>	<b>156</b>	<b>100</b>	<b>1,020</b>	<b>64.1</b>	<b>6.5</b>	<b>10.2</b>	<b>7</b>	<b>3</b>	<b>48</b>	<b>5/26</b>	<b>89.7</b>	<b>18</b>	<b>72</b>	<b>12</b>	<b>0</b>	<b>0</b>	<b>7-9</b>		

2020 GAME-BY-GAME REGULAR-SEASON STATISTICS (BRONCOS)

DATE	OPPONENT	P/S	PASSING											RUSHING				W/L	SCORE
			ATT	CMP	YDS	PCT	Y/A	Y/C	TD	INT	LG	SK/YD	RATE	ATT	YDS	LG	TD		
09/14	Titans	S	33	22	216	66.7	6.5	9.8	1	0	31	0/0	95.0	3	5	3	0	L	14-16
09/20	at Steelers	S	5	1	20	20.0	4.0	20.0	0	0	20	1/8	43.8	0	0	0	0	L	21-26
09/27	Buccaneers		ON INACTIVE LIST															L	10-28
10/01	at Jets		INACTIVE															W	37-28
10/18	at Patriots	S	24	10	189	41.7	7.9	18.9	0	2	41	2/25	34.9	5	-1	3	0	W	18-12
10/25	Chiefs	S	40	24	254	60.0	6.4	10.6	0	2	27	3/20	57.7	3	8	4	1	L	16-43
11/01	Chargers	S	41	26	248	63.4	6.0	9.5	3	1	43	2/5	94.4	2	-1	1	0	W	31-30
11/08	at Falcons	S	48	25	313	52.1	6.5	12.5	2	1	41	1/11	77.9	7	47	16	1	L	27-34
11/15	at Raiders	S	47	23	257	48.9	5.5	11.2	1	4	27	2/10	37.3	2	7	5	0	L	12-37
11/22	Dolphins	S	30	18	270	60.0	9.0	15.0	0	1	61	0/0	75.7	2	23	14	0	W	20-13
12/06	at Chiefs	S	28	15	151	53.6	5.4	10.1	2	2	37	0/0	63.2	2	9	8	0	L	16-22
12/13	at Panthers	S	27	21	280	77.8	10.4	13.3	4	0	49†	1/11	149.5	6	4	6	0	W	32-27
12/19	Bills	S	32	20	132	62.5	4.1	6.6	1	0	19	3/17	81.8	5	37	14	0	L	19-48
12/27	at Chargers	S	47	24	264	51.1	5.6	11.0	0	2	27	2/1	50.3	5	15	6	1	L	16-19
01/03	Raiders	S	41	25	339	61.0	8.3	13.6	2	0	92†	2/15	103.6	2	7	5	0	L	31-32
<b>2020 TOTALS</b>		<b>13-13</b>	<b>443</b>	<b>254</b>	<b>2,933</b>	<b>57.3</b>	<b>6.6</b>	<b>11.5</b>	<b>16</b>	<b>15</b>	<b>92†</b>	<b>19/123</b>	<b>75.4</b>	<b>44</b>	<b>160</b>	<b>16</b>	<b>3</b>	<b>5-10</b>	

2021 GAME-BY-GAME REGULAR-SEASON STATISTICS (BRONCOS)

DATE	OPPONENT	P/S	PASSING											RUSHING				W/L	SCORE
			ATT	CMP	YDS	PCT	Y/A	Y/C	TD	INT	LG	SK/YD	RATE	ATT	YDS	LG	TD		
09/12	at Giants		DID NOT PLAY (NON-INJURY)															W	27-13
09/19	at Jaguars		DID NOT PLAY (NON-INJURY)															W	23-13
09/26	Jets		DID NOT PLAY (NON-INJURY)															W	26-0
10/03	Ravens	P	21	12	113	57.1	5.4	9.4	0	1	32	3/15	52.3	0	0	0	0	L	7-23
10/10	at Steelers		DID NOT PLAY (NON-INJURY)															L	19-27
10/17	Raiders		DID NOT PLAY (NON-INJURY)															L	24-34
10/21	at Browns		DID NOT PLAY (NON-INJURY)															L	14-17
10/31	Commanders		DID NOT PLAY (NON-INJURY)															W	17-10
11/07	at Cowboys		DID NOT PLAY															W	30-16
11/14	Eagles		DID NOT PLAY															L	13-30
11/28	Chargers	P	7	4	26	57.1	3.7	6.5	0	1	12	1/0	25.6	0	0	0	0	W	28-13
12/05	at Chiefs		DID NOT PLAY (NON-INJURY)															L	9-22
12/12	Lions		DID NOT PLAY (NON-INJURY)															W	38-10
12/19	Bengals	P	12	6	88	50.0	7.3	14.7	1	0	25†	1/9	102.1	1	-2	-2	0	L	10-15
12/26	at Raiders	S	22	15	153	68.2	7.0	10.2	0	0	40	2/13	87.9	2	10	5	0	L	13-17
01/02	at Chargers	S	25	18	245	72.0	9.8	13.6	1	0	44	1/10	116.2	3	10	6	0	L	13-34
01/08	Chiefs	S	24	12	162	50.0	6.8	13.5	0	0	31	1/5	71.9	4	35	23†	2	L	24-28
<b>2021 TOTALS</b>		<b>6-3</b>	<b>111</b>	<b>67</b>	<b>787</b>	<b>60.4</b>	<b>7.1</b>	<b>11.7</b>	<b>2</b>	<b>2</b>	<b>44</b>	<b>9/52</b>	<b>80.4</b>	<b>10</b>	<b>53</b>	<b>23†</b>	<b>2</b>	<b>7-10</b>	

2022 GAME-BY-GAME REGULAR-SEASON STATISTICS (SEAHAWKS)

DATE	OPPONENT	P/S	PASSING											RUSHING				W/L	SCORE
			ATT	CMP	YDS	PCT	Y/A	Y/C	TD	INT	LG	SK/YD	RATE	ATT	YDS	LG	TD		
09/12	Broncos		DID NOT PLAY (NON-INJURY)															W	17-16
09/18	at 49ers		DID NOT PLAY (NON-INJURY)															L	7-27
09/25	Falcons		DID NOT PLAY (NON-INJURY)															L	23-27
10/02	at Lions		DID NOT PLAY (NON-INJURY)															W	48-45
10/09	at Saints		DID NOT PLAY (NON-INJURY)															L	32-39
10/16	Cardinals		DID NOT PLAY (NON-INJURY)															W	19-9
10/23	at Chargers		DID NOT PLAY (NON-INJURY)															W	37-23
10/30	Giants		DID NOT PLAY (NON-INJURY)															W	27-13
11/06	at Cardinals		DID NOT PLAY (NON-INJURY)															W	31-21
11/13	at Buccaneers		DID NOT PLAY (NON-INJURY)															L	16-21
11/27	Raiders		DID NOT PLAY (NON-INJURY)															L	34-40+
12/04	at Rams		DID NOT PLAY (NON-INJURY)															W	27-23
12/11	Panthers		DID NOT PLAY (NON-INJURY)															L	24-30
12/15	49ers		DID NOT PLAY (NON-INJURY)															L	13-21
12/24	at Chiefs		DID NOT PLAY (NON-INJURY)															L	10-24
01/01	Jets		DID NOT PLAY (NON-INJURY)															W	23-6
01/08	Rams		DID NOT PLAY (NON-INJURY)															W	19-16+
<b>2022 TOTALS</b>		<b>0-0</b>	<b>0</b>	<b>0</b>	<b>0</b>	<b>0.0</b>	<b>0.0</b>	<b>0.0</b>	<b>0</b>	<b>0</b>	<b>0</b>	<b>0/0</b>	<b>0.0</b>	<b>0</b>	<b>0</b>	<b>0</b>	<b>0</b>	<b>9-8</b>	

+ - Overtime

**2023 GAME-BY-GAME REGULAR-SEASON STATISTICS (SEAHAWKS)**

DATE	OPPONENT	P/S	PASSING										RUSHING				W/L	SCORE		
			ATT	CMP	YDS	PCT	Y/A	Y/C	TD	INT	LG	SK/YD	RATE	ATT	YDS	LG			TD	
09/10	Rams																		L	13-30
09/17	at Lions																		W	37-31+
09/24	Panthers																		W	37-27
10/02	at Giants	P	6	2	63	33.3	10.5	31.5	0	0	51	0/0	73.6	1	11	11	0		W	24-3
10/15	at Bengals																		L	13-17
10/22	Cardinals																		W	20-10
10/29	Browns																		W	24-20
11/05	at Ravens																		L	3-37
11/12	Commanders																		W	29-26
11/19	at Rams	P	6	2	3	33.3	0.5	1.5	0	1	4	0/0	2.8	0	0	0	0		L	16-17
11/23	49ers																		L	13-31
11/30	at Cowboys																		L	35-41
12/10	at 49ers	S	31	22	269	71.0	8.7	12.2	2	2	31+	4/15	92.0	3	5	3	0		L	16-28
12/18	Eagles	S	33	22	208	66.7	6.3	9.5	1	0	34	2/11	94.0	1	-2	-2	0		W	20-17
12/24	at Titans																		W	20-17
12/31	Steelers																		L	23-30
01/07	at Cardinals																		W	21-20
<b>2023 TOTALS</b>		<b>4-2</b>	<b>76</b>	<b>48</b>	<b>543</b>	<b>63.2</b>	<b>7.1</b>	<b>11.3</b>	<b>3</b>	<b>3</b>	<b>51</b>	<b>6/26</b>	<b>81.2</b>	<b>5</b>	<b>14</b>	<b>11</b>	<b>0</b>		<b>9-8</b>	

+ - Overtime

**2024 GAME-BY-GAME REGULAR-SEASON STATISTICS (GIANTS)**

DATE	OPPONENT	P/S	PASSING										RUSHING				W/L	SCORE		
			ATT	CMP	YDS	PCT	Y/A	Y/C	TD	INT	LG	SK/YD	RATE	ATT	YDS	LG			TD	
09/08	Vikings																		L	6-28
09/15	at Commanders	P	0	0	0	0.0	0.0	0.0	0	0	0	0/0	0.0	0	0	0	0		L	18-21
09/22	at Browns																		W	21-15
09/26	Cowboys																		L	15-20
10/06	at Seahawks																		W	29-20
10/13	Bengals																		L	7-17
10/20	Eagles	P	8	3	6	37.5	0.8	2.0	0	0	5	1/6	45.8	1	13	13	0		L	3-28
10/28	at Steelers																		L	18-26
11/03	Commanders																		L	22-27
11/10	at Panthers																		L	17-20+
11/24	Buccaneers	P	1	1	3	100.0	3.0	3.0	0	0	3	0/0	79.2	0	0	0	0		L	7-30
11/28	at Cowboys	S	32	21	178	65.6	5.6	8.5	0	1	18	6/47	66.9	4	57	28	1		L	20-27
<b>2024 TOTALS</b>		<b>4-1</b>	<b>41</b>	<b>25</b>	<b>187</b>	<b>61.0</b>	<b>4.6</b>	<b>7.5</b>	<b>0</b>	<b>1</b>	<b>18</b>	<b>7/53</b>	<b>61.7</b>	<b>5</b>	<b>70</b>	<b>28</b>	<b>1</b>		<b>2-10</b>	

+ - Overtime

**2022 GAME-BY-GAME POSTSEASON STATISTICS (SEAHAWKS)**

DATE	OPPONENT	P/S	PASSING										RUSHING				W/L	SCORE		
			ATT	CMP	YDS	PCT	Y/A	Y/C	TD	INT	LG	SK/YD	RATE	ATT	YDS	LG			TD	
01/14	at 49ers																		L	23-41
<b>2022 TOTALS</b>		<b>0-0</b>	<b>0</b>	<b>0</b>	<b>0</b>	<b>0.0</b>	<b>0.0</b>	<b>0.0</b>	<b>0</b>	<b>0</b>	<b>0</b>	<b>0/0</b>	<b>0.0</b>	<b>0</b>	<b>0</b>	<b>0</b>	<b>0</b>		<b>0-1</b>	





# CHRIS MANHERTZ

TE

HEIGHT: 6-6  
WEIGHT: 260  
COLLEGE: CANISIUS  
HOW ACQUIRED: FA-'24  
NFL EXP.: 9TH YEAR  
GIANTS EXP.: 1ST YEAR

85

## TRANSACTIONS

- » Originally signed by the Buffalo Bills on Dec. 30, 2014...Waived by Buffalo on Aug. 19, 2015...Signed by the New Orleans Saints on Aug. 24, 2015...Waived by New Orleans on Sept. 5, 2015 and signed to the Saints' practice squad on Sept. 7, 2015...Signed to a reserve/futures contract by New Orleans on Jan. 5, 2016...Waived by New Orleans on Oct. 15, 2016...Awarded off waivers to the Carolina Panthers on Oct. 17, 2016...Signed as a free agent by the Jacksonville Jaguars on March 17, 2021...Signed as a free agent by the Denver Broncos on March 15, 2023...Released by Denver on March 8, 2024...Signed as a free agent by the Giants on March 15, 2024.

## 2024 SEASON HIGHLIGHTS

- » Collected his first Giants' reception and third touchdown of his career in Week 9 against Washington (11/3)...Became the second oldest tight end to record a receiving touchdown in Giants history.
- » Made his first start as a Giant against Minnesota (9/8).

## CAREER HIGHLIGHTS

- » Has played in 132 regular-season games with 61 starts for New Orleans, Carolina, Jacksonville, Denver and the Giants, and in 2 postseason games with one start for the Jaguars...Totals include 27 receptions for 273 yards and three touchdowns, including a 51-yarder...Did not play college football...Was a 4-year basketball player (2010-14) at Canisius College, where he finished ranked 4th in school history with 789 rebounds and led the team in rebounding in 3 consecutive seasons...Transitioned to football after leaving Canisius and earned a tryout with Buffalo, signing with the team after the 2014 season.
- » In his only season in Denver in 2023, played in 16 games with 2 starts...Caught 2 passes for 16 yards...Played 367 snaps on offense and 86 on special teams.
- » In 2022 with Jacksonville, played in all 17 games with 11 yards and had a career high-tying 6 receptions for the 3rd consecutive season, for 42 yards...Participated in 427 snaps on offense and 155 on special teams plays...Played in both of the Jaguars' postseason games with one start;
- » In 2021, played in all 17 games with 10 starts...Recorded a career-high 71 receiving yards on six catches (11.8-yard avg.) with one touchdown in his first season with Jacksonville...Caught a 22-yard touchdown pass at Houston (9/12).
- » In his final season in Carolina in 2020, played in 16 games with a career-high 12 starts...Set a career-high with 6 receptions, for 52 yards...Caught a 17-yard pass vs. Arizona (10/4).
- » In 2019, played in 15 games with 6 start, primarily as a blocking tight end...Helped Christian McCaffrey rush for 1,387 yards, the 3rd most in the NFL...Caught one pass for 11 yards, at Atlanta (12/8).
- » In 2018, Manhertz played in all 16 games with 4 starts...Caught 2 passes for 52 yards, including a career-long 50-yarder for a touchdown on a pass from McCaffrey vs. New Orleans (12/17).
- » In 2017, played in all 16 games with 4 starts, finishing with 2 catches for 17.
- » In his debut season in 2016, spent time with both New Orleans (4 weeks) and Carolina (10 weeks), totaling 7 games with 2 starts...Caught one pass for 10 yards and appeared in 55 offensive snaps and 68 special-teams snaps...Made his NFL debut and first career start for the Saints at the Giants (9/18)...Caught his first career pass, a 10-yarder vs. Atlanta (12/24).

## COLLEGE

- » Did not play football at Canisius College, where he was a 4-year basketball player (2010-14) at Canisius College...Played in 116 games with 94 starts and averaged 6.5 points and 6.8 rebounds per game...Finished 4th in school history with 789 rebounds...Led the team in rebounding in 3 consecutive seasons as a sophomore (2011-12), junior (2012-13) and senior (2013-14)...Transitioned to football after leaving Canisius.

## PERSONAL

- » Health and wellness major...Four-year letterman in basketball at Cardinal Spellman High School in The Bronx...Became the 4th male player in school history to score 1,000 points...Son of John and Durline Manhertz...Has 3 brothers, Jason, John and Omari...Born in The Bronx.

### CHRIS MANHERTZ'S NFL REGULAR SEASON RUSHING/RECEIVING STATISTICS

DATE	TEAM	GP	GS	RECEIVING					RUSHING				
				NO.	YDS.	AVG.	LG	TD	NO.	YDS.	AVG.	LG	TD
2016	Saints	3	2	0	0	0.0	0	0	0	0	0.0	0	0
				Went from <b>New Orleans</b> to <b>Carolina</b> .									
2016	Panthers	4	0	1	10	10.0	10	0	0	0	0.0	0	0
2016	TOTAL	7	2	1	10	10.0	10	0	0	0	0.0	0	0
2017	Panthers	16	4	2	17	8.5	11	0	0	0	0.0	0	0
2018	Panthers	16	4	2	52	26.0	50t	1	0	0	0.0	0	0
2019	Panthers	15	6	1	11	11.0	11	0	0	0	0.0	0	0
2020	Panthers	16	12	6	52	8.7	17	0	0	0	0.0	0	0
2021	Jaguars	17	10	6	71	11.8	22t	1	0	0	0.0	0	0
2022	Jaguars	17	11	6	42	7.0	21	0	0	0	0.0	0	0
2023	Broncos	16	4	2	16	8.0	10	0	0	0	0.0	0	0
2024	Giants	12	8	1	2	2.0	2t	1	0	0	0.0	0	0
<b>NFL TOTALS</b>		<b>132</b>	<b>61</b>	<b>27</b>	<b>273</b>	<b>10.1</b>	<b>50T</b>	<b>3</b>	<b>0</b>	<b>0</b>	<b>0.0</b>	<b>0</b>	<b>0</b>

### CHRIS MANHERTZ'S NFL POSTSEASON RUSHING/RECEIVING STATISTICS

DATE	TEAM	GP	GS	RECEIVING					RUSHING				
				NO.	YDS.	AVG.	LG	TD	NO.	YDS.	AVG.	LG	TD
2017	Panthers	0	0	0	0	0.0	0	0	0	0	0.0	0	0
2022	Jaguars	2	1	0	0	0.0	0	0	0	0	0.0	0	0
<b>NFL TOTALS</b>		<b>2</b>	<b>1</b>	<b>0</b>	<b>0</b>	<b>0.0</b>	<b>0</b>	<b>0</b>	<b>0</b>	<b>0</b>	<b>0.0</b>	<b>0</b>	<b>0</b>

#### SINGLE-GAME HIGHS: RUSHING/RECEIVING

<b>Receptions</b>	2 vs. Houston Texans, Oct 09, 2022 1 at Buffalo Bills, Nov 13, 2023 1 at Chicago Bears, Oct 01, 2023 1 at Tennessee Titans, Dec 11, 2022 ...21 more at 1.	<b>Kickoff Returns</b>	1 vs. New England Patriots, Dec 24, 2023
<b>Receiving Yards</b>	50 vs. New Orleans Saints, Dec 17, 2018 22 at Houston Texans, Sep 12, 2021 21 at Tennessee Titans, Dec 11, 2022 17 vs. Arizona Cardinals, Oct 04, 2020 15 vs. Houston Texans, Oct 09, 2022	<b>Kickoff Return Yards</b>	1 vs. New England Patriots, Dec 24, 2023
<b>Longest Receptions</b>	50t vs. New Orleans Saints, Dec 17, 2018 22t at Houston Texans, Sep 12, 2021 21 at Tennessee Titans, Dec 11, 2022 17 vs. Arizona Cardinals, Oct 04, 2020 12 vs. Houston Texans, Oct 09, 2022	<b>Longest Kickoff Return</b>	1 vs. New England Patriots, Dec 24, 2023
<b>Receiving TDs</b>	1 at Houston Texans, Sep 12, 2021 1 vs. New Orleans Saints, Dec 17, 2018	<b>Most TDs</b>	1 vs. Washington Commanders, Nov 03, 2024 1 at Houston Texans, Sep 12, 2021 1 vs. New Orleans Saints, Dec 17, 2018
<b>All-Purpose Yards</b>	50 vs. New Orleans Saints, Dec 17, 2018 22 at Houston Texans, Sep 12, 2021 21 at Tennessee Titans, Dec 11, 2022 17 vs. Arizona Cardinals, Oct 04, 2020 15 vs. Houston Texans, Oct 09, 2022	<b>Miscellaneous Tackles</b>	1 at Houston Texans, Dec 03, 2023

#### SINGLE-GAME HIGHS - POSTSEASON: RUSHING/RECEIVING

<b>All-Purpose Yards</b>	6 vs. Los Angeles Chargers, Jan 14, 2023	<b>Kickoff Return Yards</b>	6 vs. Los Angeles Chargers, Jan 14, 2023
<b>Kickoff Returns</b>	1 vs. Los Angeles Chargers, Jan 14, 2023	<b>Longest Kickoff Return</b>	6 vs. Los Angeles Chargers, Jan 14, 2023

**2016 GAME-BY-GAME REGULAR-SEASON STATISTICS (SAINTS/PANTHERS)**

DATE	OPPONENT	P/S	RECEIVING					RUSHING					W/L	SCORE
			NO.	YDS.	AVG.	LG	TD	NO.	YDS.	AVG.	LG	TD		
09/11	Raiders												L	34-35
09/18	at Giants	S	0	0	0.0	0	0	0	0	0.0	0	0	L	13-16
09/26	Falcons	S	0	0	0.0	0	0	0	0	0.0	0	0	L	32-45
10/02	at Chargers	P	0	0	0.0	0	0	0	0	0.0	0	0	W	35-34
10/16	at Saints												L	38-41
10/30	Cardinals												W	30-20
11/06	at Rams												W	13-10
11/13	Chiefs												L	17-20
11/17	Saints	P	0	0	0.0	0	0	0	0	0.0	0	0	W	23-20
11/27	at Raiders	P	0	0	0.0	0	0	0	0	0.0	0	0	L	32-35
12/04	at Seahawks												L	7-40
12/11	Chargers												W	28-16
12/19	at Commanders												W	26-15
12/24	Falcons	P	1	10	10.0	10	0	0	0	0.0	0	0	L	16-33
01/01	at Buccaneers	P	0	0	0.0	0	0	0	0	0.0	0	0	L	16-17
<b>2016 TOTALS</b>		<b>7-2</b>	<b>1</b>	<b>10</b>	<b>10.0</b>	<b>10</b>	<b>0</b>	<b>0</b>	<b>0</b>	<b>0.0</b>	<b>0</b>	<b>0</b>	<b>6-9</b>	

**2017 GAME-BY-GAME REGULAR-SEASON STATISTICS (PANTHERS)**

DATE	OPPONENT	P/S	RECEIVING					RUSHING					W/L	SCORE
			NO.	YDS.	AVG.	LG	TD	NO.	YDS.	AVG.	LG	TD		
09/10	at 49ers	P	0	0	0.0	0	0	0	0	0.0	0	0	W	23-3
09/17	Bills	P	0	0	0.0	0	0	0	0	0.0	0	0	W	9-3
09/24	Saints	P	0	0	0.0	0	0	0	0	0.0	0	0	L	13-34
10/01	at Patriots	S	0	0	0.0	0	0	0	0	0.0	0	0	W	33-30
10/08	at Lions	P	0	0	0.0	0	0	0	0	0.0	0	0	W	27-24
10/12	Eagles	P	0	0	0.0	0	0	0	0	0.0	0	0	L	23-28
10/22	at Bears	P	1	11	11.0	11	0	0	0	0.0	0	0	L	3-17
10/29	at Buccaneers	S	0	0	0.0	0	0	0	0	0.0	0	0	W	17-3
11/05	Falcons	P	0	0	0.0	0	0	0	0	0.0	0	0	W	20-17
11/13	Dolphins	P	0	0	0.0	0	0	0	0	0.0	0	0	W	45-21
11/26	at Jets	S	0	0	0.0	0	0	0	0	0.0	0	0	W	35-27
12/03	at Saints	S	0	0	0.0	0	0	0	0	0.0	0	0	L	21-31
12/10	Vikings	P	1	6	6.0	6	0	0	0	0.0	0	0	W	31-24
12/17	Packers	P	0	0	0.0	0	0	0	0	0.0	0	0	W	31-24
12/24	Buccaneers	P	0	0	0.0	0	0	0	0	0.0	0	0	W	22-19
12/31	at Falcons	P	0	0	0.0	0	0	0	0	0.0	0	0	L	10-22
<b>2017 TOTALS</b>		<b>16-4</b>	<b>2</b>	<b>17</b>	<b>8.5</b>	<b>11</b>	<b>0</b>	<b>0</b>	<b>0</b>	<b>0.0</b>	<b>0</b>	<b>0</b>	<b>11-5</b>	

**2018 GAME-BY-GAME REGULAR-SEASON STATISTICS (PANTHERS)**

DATE	OPPONENT	P/S	RECEIVING					RUSHING					W/L	SCORE
			NO.	YDS.	AVG.	LG	TD	NO.	YDS.	AVG.	LG	TD		
09/09	Cowboys	P	0	0	0.0	0	0	0	0	0.0	0	0	W	16-8
09/16	at Falcons	P	0	0	0.0	0	0	0	0	0.0	0	0	L	24-31
09/23	Bengals	P	0	0	0.0	0	0	0	0	0.0	0	0	W	31-21
10/07	Giants	S	0	0	0.0	0	0	0	0	0.0	0	0	W	33-31
10/14	at Commanders	P	1	2	2.0	2	0	0	0	0.0	0	0	L	17-23
10/21	at Eagles	P	0	0	0.0	0	0	0	0	0.0	0	0	W	21-17
10/28	Ravens	P	0	0	0.0	0	0	0	0	0.0	0	0	W	36-21
11/04	Buccaneers	P	0	0	0.0	0	0	0	0	0.0	0	0	W	42-28
11/08	at Steelers	S	0	0	0.0	0	0	0	0	0.0	0	0	L	21-52
11/18	at Lions	P	0	0	0.0	0	0	0	0	0.0	0	0	L	19-20
11/25	Seahawks	P	0	0	0.0	0	0	0	0	0.0	0	0	L	27-30
12/02	at Buccaneers	P	0	0	0.0	0	0	0	0	0.0	0	0	L	17-24
12/09	at Browns	P	0	0	0.0	0	0	0	0	0.0	0	0	L	20-26
12/17	Saints	P	1	50	50.0	50†	1	0	0	0.0	0	0	L	9-12
12/23	Falcons	S	0	0	0.0	0	0	0	0	0.0	0	0	L	10-24
12/30	at Saints	S	0	0	0.0	0	0	0	0	0.0	0	0	W	33-14
<b>2018 TOTALS</b>		<b>16-4</b>	<b>2</b>	<b>52</b>	<b>26.0</b>	<b>50†</b>	<b>1</b>	<b>0</b>	<b>0</b>	<b>0.0</b>	<b>0</b>	<b>0</b>	<b>7-9</b>	

### 2019 GAME-BY-GAME REGULAR-SEASON STATISTICS (PANTHERS)

DATE	OPPONENT	P/S	RECEIVING					RUSHING					W/L	SCORE
			NO.	YDS.	AVG.	LG	TD	NO.	YDS.	AVG.	LG	TD		
09/08	Rams	S	0	0	0.0	0	0	0	0	0.0	0	0	L	27-30
09/12	Buccaneers	S	0	0	0.0	0	0	0	0	0.0	0	0	L	14-20
09/22	at Cardinals	P	0	0	0.0	0	0	0	0	0.0	0	0	W	38-20
09/29	at Texans	S	0	0	0.0	0	0	0	0	0.0	0	0	W	16-10
10/06	Jaguars												W	34-27
10/13	at Buccaneers	P	0	0	0.0	0	0	0	0	0.0	0	0	W	37-26
10/27	at 49ers	P	0	0	0.0	0	0	0	0	0.0	0	0	L	13-51
11/03	Titans	S	0	0	0.0	0	0	0	0	0.0	0	0	W	30-20
11/10	at Packers	S	0	0	0.0	0	0	0	0	0.0	0	0	L	16-24
11/17	Falcons	P	0	0	0.0	0	0	0	0	0.0	0	0	L	3-29
11/24	at Saints	P	0	0	0.0	0	0	0	0	0.0	0	0	L	31-34
12/01	Commanders	P	0	0	0.0	0	0	0	0	0.0	0	0	L	21-29
12/08	at Falcons	P	1	11	11.0	11	0	0	0	0.0	0	0	L	20-40
12/15	Seahawks	P	0	0	0.0	0	0	0	0	0.0	0	0	L	24-30
12/22	at Colts	P	0	0	0.0	0	0	0	0	0.0	0	0	L	6-38
12/29	Saints	S	0	0	0.0	0	0	0	0	0.0	0	0	L	10-42
<b>2019 TOTALS</b>		<b>15-6</b>	<b>1</b>	<b>11</b>	<b>11.0</b>	<b>11</b>	<b>0</b>	<b>0</b>	<b>0</b>	<b>0.0</b>	<b>0</b>	<b>0</b>	<b>5-11</b>	

### 2020 GAME-BY-GAME REGULAR-SEASON STATISTICS (PANTHERS)

DATE	OPPONENT	P/S	RECEIVING					RUSHING					W/L	SCORE
			NO.	YDS.	AVG.	LG	TD	NO.	YDS.	AVG.	LG	TD		
09/13	Raiders	S	1	4	4.0	4	0	0	0	0.0	0	0	L	30-34
09/20	at Buccaneers	S	1	8	8.0	8	0	0	0	0.0	0	0	L	17-31
09/27	at Chargers	P	0	0	0.0	0	0	0	0	0.0	0	0	W	21-16
10/04	Cardinals	S	1	17	17.0	17	0	0	0	0.0	0	0	W	31-21
10/11	at Falcons	P	0	0	0.0	0	0	0	0	0.0	0	0	W	23-16
10/18	Bears	S	1	6	6.0	6	0	0	0	0.0	0	0	L	16-23
10/25	at Saints	S	0	0	0.0	0	0	0	0	0.0	0	0	L	24-27
10/29	Falcons	P	1	6	6.0	6	0	0	0	0.0	0	0	L	17-25
11/08	at Chiefs	S	0	0	0.0	0	0	0	0	0.0	0	0	L	31-33
11/15	Buccaneers	P	0	0	0.0	0	0	0	0	0.0	0	0	L	23-46
11/22	Lions	S	0	0	0.0	0	0	0	0	0.0	0	0	W	20-0
11/29	at Vikings	S	1	11	11.0	11	0	0	0	0.0	0	0	L	27-28
12/13	Broncos	S	0	0	0.0	0	0	0	0	0.0	0	0	L	27-32
12/19	at Packers	S	0	0	0.0	0	0	0	0	0.0	0	0	L	16-24
12/27	at Commanders	S	0	0	0.0	0	0	0	0	0.0	0	0	W	20-13
01/03	Saints	S	0	0	0.0	0	0	0	0	0.0	0	0	L	7-33
<b>2020 TOTALS</b>		<b>16-12</b>	<b>6</b>	<b>52</b>	<b>8.7</b>	<b>17</b>	<b>0</b>	<b>0</b>	<b>0</b>	<b>0.0</b>	<b>0</b>	<b>0</b>	<b>5-11</b>	

### 2021 GAME-BY-GAME REGULAR-SEASON STATISTICS (JAGUARS)

DATE	OPPONENT	P/S	RECEIVING					RUSHING					W/L	SCORE
			NO.	YDS.	AVG.	LG	TD	NO.	YDS.	AVG.	LG	TD		
09/12	at Texans	S	1	22	22.0	22†	1	0	0	0.0	0	0	L	21-37
09/19	Broncos	S	0	0	0.0	0	0	0	0	0.0	0	0	L	13-23
09/26	Cardinals	S	0	0	0.0	0	0	0	0	0.0	0	0	L	19-31
09/30	at Bengals	S	1	7	7.0	7	0	0	0	0.0	0	0	L	21-24
10/10	Titans	S	0	0	0.0	0	0	0	0	0.0	0	0	L	19-37
10/17	Dolphins	S	1	11	11.0	11	0	0	0	0.0	0	0	W	23-20
10/31	at Seahawks	P	0	0	0.0	0	0	0	0	0.0	0	0	L	7-31
11/07	Bills	P	1	9	9.0	9	0	0	0	0.0	0	0	W	9-6
11/14	at Colts	S	0	0	0.0	0	0	0	0	0.0	0	0	L	17-23
11/21	49ers	P	0	0	0.0	0	0	0	0	0.0	0	0	L	10-30
11/28	Falcons	S	1	11	11.0	11	0	0	0	0.0	0	0	L	14-21
12/05	at Rams	S	0	0	0.0	0	0	0	0	0.0	0	0	L	7-37
12/12	at Titans	P	0	0	0.0	0	0	0	0	0.0	0	0	L	0-20
12/19	Texans	P	1	11	11.0	11	0	0	0	0.0	0	0	L	16-30
12/26	at Jets	P	0	0	0.0	0	0	0	0	0.0	0	0	L	21-26
01/02	at Patriots	P	0	0	0.0	0	0	0	0	0.0	0	0	L	10-50
01/09	Colts	S	0	0	0.0	0	0	0	0	0.0	0	0	W	26-11
<b>2021 TOTALS</b>		<b>17-10</b>	<b>6</b>	<b>71</b>	<b>11.8</b>	<b>22†</b>	<b>1</b>	<b>0</b>	<b>0</b>	<b>0.0</b>	<b>0</b>	<b>0</b>	<b>3-14</b>	

**2022 GAME-BY-GAME REGULAR-SEASON STATISTICS (JAGUARS)**

DATE	OPPONENT	P/S	RECEIVING					RUSHING					W/L	SCORE
			NO.	YDS.	AVG.	LG	TD	NO.	YDS.	AVG.	LG	TD		
09/11	at Commanders	P	0	0	0.0	0	0	0	0	0.0	0	0	L	22-28
09/18	Colts	S	0	0	0.0	0	0	0	0	0.0	0	0	W	24-0
09/25	at Chargers	P	0	0	0.0	0	0	0	0	0.0	0	0	W	38-10
10/02	at Eagles	S	1	0	0.0	0	0	0	0	0.0	0	0	L	21-29
10/09	Texans	S	2	15	7.5	12	0	0	0	0.0	0	0	L	6-13
10/16	at Colts	S	0	0	0.0	0	0	0	0	0.0	0	0	L	27-34
10/23	Giants	S	0	0	0.0	0	0	0	0	0.0	0	0	L	17-23
10/30	Broncos	P	1	-1	-1.0	-1	0	0	0	0.0	0	0	L	17-21
11/06	Raiders	S	1	7	7.0	7	0	0	0	0.0	0	0	W	27-20
11/13	at Chiefs	S	0	0	0.0	0	0	0	0	0.0	0	0	L	17-27
11/27	Ravens	S	0	0	0.0	0	0	0	0	0.0	0	0	W	28-27
12/04	at Lions	S	0	0	0.0	0	0	0	0	0.0	0	0	L	14-40
12/11	at Titans	P	1	21	21.0	21	0	0	0	0.0	0	0	W	36-22
12/18	Cowboys	P	0	0	0.0	0	0	0	0	0.0	0	0	W	40-34+
12/22	at Jets	S	0	0	0.0	0	0	0	0	0.0	0	0	W	19-3
01/01	at Texans	P	0	0	0.0	0	0	0	0	0.0	0	0	W	31-3
01/07	Titans	S	0	0	0.0	0	0	0	0	0.0	0	0	W	20-16
<b>2022 TOTALS</b>		<b>17-11</b>	<b>6</b>	<b>42</b>	<b>7.0</b>	<b>21</b>	<b>0</b>	<b>0</b>	<b>0</b>	<b>0.0</b>	<b>0</b>	<b>0</b>	<b>9-8</b>	

+ - Overtime

**2023 GAME-BY-GAME REGULAR-SEASON STATISTICS (BRONCOS)**

DATE	OPPONENT	P/S	RECEIVING					RUSHING					W/L	SCORE
			NO.	YDS.	AVG.	LG	TD	NO.	YDS.	AVG.	LG	TD		
09/10	Raiders	P	0	0	0.0	0	0	0	0	0.0	0	0	L	16-17
09/17	Commanders	P	0	0	0.0	0	0	0	0	0.0	0	0	L	33-35
09/24	at Dolphins	S	0	0	0.0	0	0	0	0	0.0	0	0	L	20-70
10/01	at Bears	P	1	10	10.0	10	0	0	0	0.0	0	0	W	31-28
10/08	Jets	P	0	0	0.0	0	0	0	0	0.0	0	0	L	21-31
10/12	at Chiefs	P	0	0	0.0	0	0	0	0	0.0	0	0	L	8-19
10/22	Packers	P	0	0	0.0	0	0	0	0	0.0	0	0	W	19-17
10/29	Chiefs	S	0	0	0.0	0	0	0	0	0.0	0	0	W	24-9
11/13	at Bills	S	1	6	6.0	6	0	0	0	0.0	0	0	W	24-22
11/19	Vikings	P	0	0	0.0	0	0	0	0	0.0	0	0	W	21-20
11/26	Browns	S	0	0	0.0	0	0	0	0	0.0	0	0	W	29-12
12/03	at Texans	P	0	0	0.0	0	0	0	0	0.0	0	0	L	17-22
12/10	at Chargers	P	0	0	0.0	0	0	0	0	0.0	0	0	W	24-7
12/16	at Lions	P	0	0	0.0	0	0	0	0	0.0	0	0	L	17-42
12/24	Patriots	P	0	0	0.0	0	0	0	0	0.0	0	0	L	23-26
12/31	Chargers	P	0	0	0.0	0	0	0	0	0.0	0	0	W	16-9
01/07	at Raiders												L	14-27
<b>2023 TOTALS</b>		<b>16-4</b>	<b>2</b>	<b>16</b>	<b>8.0</b>	<b>10</b>	<b>0</b>	<b>0</b>	<b>0</b>	<b>0.0</b>	<b>0</b>	<b>0</b>	<b>8-9</b>	

ON INACTIVE LIST

**2024 GAME-BY-GAME REGULAR-SEASON STATISTICS (GIANTS)**

DATE	OPPONENT	P/S	RECEIVING					RUSHING					W/L	SCORE
			NO.	YDS.	AVG.	LG	TD	NO.	YDS.	AVG.	LG	TD		
09/08	Vikings	S	0	0	0.0	0	0	0	0	0.0	0	0	L	6-28
09/15	at Commanders	S	0	0	0.0	0	0	0	0	0.0	0	0	L	18-21
09/22	at Browns	S	0	0	0.0	0	0	0	0	0.0	0	0	W	21-15
09/26	Cowboys	S	0	0	0.0	0	0	0	0	0.0	0	0	L	15-20
10/06	at Seahawks	P	0	0	0.0	0	0	0	0	0.0	0	0	W	29-20
10/13	Bengals	P	0	0	0.0	0	0	0	0	0.0	0	0	L	7-17
10/20	Eagles	S	0	0	0.0	0	0	0	0	0.0	0	0	L	3-28
10/28	at Steelers	P	0	0	0.0	0	0	0	0	0.0	0	0	L	18-26
11/03	Commanders	P	1	2	2.0	2t	1	0	0	0.0	0	0	L	22-27
11/10	at Panthers	S	0	0	0.0	0	0	0	0	0.0	0	0	L	17-20+
11/24	Buccaneers	S	0	0	0.0	0	0	0	0	0.0	0	0	L	7-30
11/28	at Cowboys	S	0	0	0.0	0	0	0	0	0.0	0	0	L	20-27
<b>2024 TOTALS</b>		<b>12-8</b>	<b>1</b>	<b>2</b>	<b>2.0</b>	<b>2T</b>	<b>1</b>	<b>0</b>	<b>0</b>	<b>0.0</b>	<b>0</b>	<b>0</b>	<b>2-10</b>	

+ - Overtime

**2017 GAME-BY-GAME POSTSEASON STATISTICS (PANTHERS)**

DATE	OPPONENT	P/S	RECEIVING					RUSHING					W/L	SCORE
			NO.	YDS.	AVG.	LG	TD	NO.	YDS.	AVG.	LG	TD		
01/07	at Saints												L	26-31
<b>2017 TOTALS</b>		<b>0-0</b>	<b>0</b>	<b>0</b>	<b>0.0</b>	<b>0</b>	<b>0</b>	<b>0</b>	<b>0</b>	<b>0.0</b>	<b>0</b>	<b>0</b>	<b>0-1</b>	

**2022 GAME-BY-GAME POSTSEASON STATISTICS (JAGUARS)**

DATE	OPPONENT	P/S	RECEIVING					RUSHING					W/L	SCORE	
			NO.	YDS.	AVG.	LG	TD	NO.	YDS.	AVG.	LG	TD			
01/14	Chargers	S	0	0	0.0	0	0	0	0	0.0	0	0	0	W	31-30
01/21	at Chiefs	P	0	0	0.0	0	0	0	0	0.0	0	0	0	L	20-27
<b>2022 TOTALS</b>		<b>2-1</b>	<b>0</b>	<b>0</b>	<b>0.0</b>	<b>0</b>	<b>0</b>	<b>0</b>	<b>0</b>	<b>0.0</b>	<b>0</b>	<b>0</b>	<b>0</b>	<b>1-1</b>	



# MICAH MCFADDEN

ILB

41

HEIGHT: 6-2  
WEIGHT: 232  
COLLEGE: INDIANA  
HOW ACQUIRED: D5-'22  
NFL EXP.: 3RD YEAR  
GIANTS EXP.: 3RD YEAR

## TRANSACTIONS

- » Originally a 5th-round (146th pick overall) draft choice by the Giants in 2022.

## 2024 SEASON HIGHLIGHTS

- » Made 11 tackles (6 solo) for the second consecutive game in Week 12 against Tampa Bay (11/24).
- » Tallied a team-high 11 tackles (6 solo) in Week 9 against Washington (11/3).
- » Recorded 5 tackles (one solo), one tackle for loss and one quarterback hit in Week 8 at Pittsburgh (10/28).
- » Had 5 tackles (3 solo), one forced fumble and one fumble recovery in Week 6 against Cincinnati (10/13).
- » Finished second on the team with 8 tackles (5 solo) and added one tackle for loss against Dallas (9/26).
- » Totaled 6 tackles (5 solo), 0.5 sacks and 3 quarterback hits in win over Cleveland (9/22).
- » Led the team with a career-high 13 tackles (eight solo) while also recording 1.0 sack and one quarterback hit against Washington (9/15).

## CAREER HIGHLIGHTS

- » Has played in 44 regular-season games with 32 starts in 3 seasons with the Giants...Has recorded 240 tackles (141 solo), 21 tackles for loss, 13 quarterback hits, 5 passes defended, 5 fumble recoveries, 5.0 sacks, one interception, and 2 forced fumbles.
- » In 2023, played in 16 games with 14 starts...Inactive with an ankle injury at Miami (10/8)...Finished 3rd on the team with a career-high 97 tackles (61 solo)...Led the Giants and tied Tampa Bay's Antoine Winfield, Jr. for the NFL lead with 4 defensive fumble recoveries...Tied Kayvon Thibodeaux for the team lead with 12 tackles for loss...Also had 5 passes defended, one interception and 2 half sacks.
- » Recorded a career and team-high 10 tackles (3 solo) vs. Dallas (9/10)...Collected a career-best 9 solo tackles (10 total), including 4 stops for lost yardage, at San Francisco (9/21)...Contributed 7 tackles (3 solo), one quarterback hit, one interception and one fumble recovery at Buffalo (10/15) to become the first Giant with an interception and fumble recovery in a game since James Bradberry (vs. Carolina on 10/24/21)...Registered 5 tackles (one solo), 2 quarterback hits, and a half-sack vs. Washington (10/22) and 5 tackles (2 solo), one quarterback hit, and a half-sack vs. Green Bay (12/11)...Tallied 8 tackles (6 solo), 2 passes defended, and one fumble recovery vs. Philadelphia (1/7).
- » As a rookie in 2022, played in all 17 regular-season games with 7 starts...Inactive for both Giants' postseason games...Finished with 58 tackles (35 solo), 2.0 sacks, 6 tackles for loss, 2 quarterback hits and one forced fumble.
- » Made NFL debut at Tennessee (9/11)...In his first career start, recorded 4 tackles (2 solo) vs. Chicago (10/2)...Tallied 4 tackles (3 solo), including one for loss, in addition to one quarterback hit and a 7-yard sack of Geno Smith at Seattle (10/30).
- » Next started at Houston and posted 2 tackles (11/13)...Registered 2 tackles for loss at Dallas (11/24)...Tallied a career-high 9 tackles (4 solo) in addition to a forced fumble vs. Washington (12/4)...Made 5 solo tackles, including one for loss, in a start vs. Philadelphia (12/11)...Sacked quarterback Jalen Hurts for a 10-yard loss and collected 7 tackles (6 solo) and a quarterback hit at Philadelphia (1/8).

## COLLEGE

- » Played in 45 games with 31 starts for Indiana...In his last 3 seasons, he was selected, in order, honorable mention, first-team and 2nd-team All-Big Ten...McFadden's career totals include 216 tackles (149 solo), 37 tackles for loss, 14.0 sacks, 4 interceptions, 8 passes defended, 3 forced fumbles...Had at least one stop for loss in 14 straight games from Nov. 14, 2020 to Nov. 6, 2021...Led the Hoosiers in tackles in each of his last 3 seasons...In 2021, started all 12 games at middle linebacker and paced the team with career-best totals of 77 stops, 49 solo, 15.5 stops for loss, 6.5 sacks and 2 forced fumbles...Team captain...Second-team All-Big Ten...Honored as Indiana's Anthony Thompson Most Valuable Player...In 2020, played in all 8 games with 7 starts...Team captain...First-team All-Big Ten...Honored as Indiana's Anthony Thompson Most Valuable Player...Led the team with 58 tackles (44 solo), 6.0 sacks, and 10.5 stops for loss...Added 2 interceptions...Topped the Big Ten in sacks, tied for 2nd in solo stops and 3rd in tackles for loss...In 2019, played in 13 games with 12 starts at middle linebacker...Honorable-mention All-Big Ten...Academic All-Big Ten selection...IU's Most Outstanding Defensive Player of the Year...Topped the team with 61 tackles (42 solo), 10 for loss, and 2 interceptions (tied for the team lead)...Posted 1.5 sacks...As a freshman in 2018, played in all 12 games...Tallied 20 tackles (14 solo), with one for loss, one forced fumble, and 2 quarterback hurries.

## OFF-THE-FIELD ACTIVITY

- » Attended The Giants Foundation Golf Classic which raised more than \$400,000 for foundation...Served as a coach at Saquon Barkley's youth football camp for 300 kids in Jersey City, N.J....Met with members from the Wounded Warriors Project during their visit at the Quest Diagnostic Training Facility to watch practice and enjoy a day with the Giants...Honored his grandmother by representing the Alzheimer's Association during the

**PERSONAL**

» SPEA management major...As a senior at Plant High School in Tampa, named the 2017 FACA Player of the Year and first-team All-Western Conference...As a senior, posted a program record 211 tackles (124 solo), 39 for loss, 7.0 sacks, 2 interceptions, and 2 fumble recoveries...Rushed for 4 touchdowns...Owns the school single-game tackles record (23)...Plant reached the 2016 7A state championship game and reached the semis in 2017...As a junior, earned first-team all-state, all-county, and all-conference honors in his junior campaign...Collected 116 stops (60 solo), 45 for loss, 14 sacks, 4 forced fumbles, one fumble recovery, one interception, and 4 pass breakups...Parents are Deborah and Douglas McFadden.

MICAH MCFADDEN'S NFL REGULAR SEASON DEFENSIVE STATISTICS																												
DATE	TEAM	GP	GS	TACKLES								INTERCEPTIONS						O. FUMB				ST				MISC		
				TK	S	A	TFL	YDS	SK	YDS	QBH	NO	YDS	LG	TD	PD	FF	FR	TD	YDS	TK	S	A	FF	FR	S	A	
2022	Giants	17	7	58	35	23	6	23	2.0	17.0	2	0	0	0	0	0	1	0	0	0	0	1	1	0	0	0	0	0
2023	Giants	16	14	97	61	36	12	30	1.0	6.5	6	1	5	5	0	5	0	4	0	10	4	2	2	0	0	0	0	
2024	Giants	11	11	80	42	38	3	7	2.0	4.0	5	0	0	0	0	1	1	1	0	0	0	0	0	0	0	0	0	
<b>NFL TOTALS</b>		<b>44</b>	<b>32</b>	<b>235</b>	<b>138</b>	<b>97</b>	<b>21</b>	<b>60</b>	<b>5.0</b>	<b>27.5</b>	<b>13</b>	<b>1</b>	<b>5</b>	<b>5</b>	<b>0</b>	<b>6</b>	<b>2</b>	<b>5</b>	<b>0</b>	<b>10</b>	<b>5</b>	<b>3</b>	<b>2</b>	<b>0</b>	<b>0</b>	<b>0</b>	<b>0</b>	

MICAH MCFADDEN'S NFL POSTSEASON DEFENSIVE STATISTICS																											
DATE	TEAM	GP	GS	TACKLES								INTERCEPTIONS						O. FUMB				ST				MISC	
				TK	S	A	TFL	YDS	SK	YDS	QBH	NO	YDS	LG	TD	PD	FF	FR	TD	YDS	TK	S	A	FF	FR	S	A
2022	Giants	0	0	0	0	0	0	0	0.0	0.0	0	0	0	0	0	0	0	0	0	0	0	0	0	0	0	0	0
<b>NFL TOTALS</b>		<b>0</b>	<b>0</b>	<b>0</b>	<b>0</b>	<b>0</b>	<b>0</b>	<b>0</b>	<b>0.0</b>	<b>0.0</b>	<b>0</b>	<b>0</b>	<b>0</b>	<b>0</b>	<b>0</b>	<b>0</b>	<b>0</b>	<b>0</b>	<b>0</b>	<b>0</b>	<b>0</b>	<b>0</b>	<b>0</b>	<b>0</b>	<b>0</b>	<b>0</b>	<b>0</b>

**SINGLE-GAME HIGHS: DEFENSIVE**

- Total Tackles** 13 at Washington Commanders, Sep 15, 2024  
11 vs. Tampa Bay Buccaneers, Nov 24, 2024  
11 vs. Washington Commanders, Nov 03, 2024  
10 at San Francisco 49ers, Sep 21, 2023  
10 vs. Dallas Cowboys, Sep 10, 2023
- Solo Tackles** 9 at San Francisco 49ers, Sep 21, 2023  
8 at Washington Commanders, Sep 15, 2024  
6 vs. Tampa Bay Buccaneers, Nov 24, 2024  
6 vs. Philadelphia Eagles, Jan 07, 2024  
6 at Philadelphia Eagles, Jan 08, 2023
- Sacks** 1.0 at Washington Commanders, Sep 15, 2024  
1.0 at Philadelphia Eagles, Jan 08, 2023  
1.0 at Seattle Seahawks, Oct 30, 2022  
0.5 at Pittsburgh Steelers, Oct 28, 2024  
...3 more at 0.5.
- Passes Defensed** 2 vs. Philadelphia Eagles, Jan 07, 2024  
1 at Dallas Cowboys, Nov 28, 2024  
1 at Washington Commanders, Nov 19, 2023  
1 at Buffalo Bills, Oct 15, 2023  
...1 more at 1.
- Forced Fumbles** 1 vs. Cincinnati Bengals, Oct 13, 2024  
1 vs. Washington Commanders, Dec 04, 2022
- Fumble Recoveries** 1 vs. Cincinnati Bengals, Oct 13, 2024  
1 vs. Philadelphia Eagles, Jan 07, 2024  
1 at Washington Commanders, Nov 19, 2023  
...2 more at 1.
- Tackles For Loss** 4 at San Francisco 49ers, Sep 21, 2023  
3 at Las Vegas Raiders, Nov 05, 2023  
2 at Philadelphia Eagles, Jan 08, 2023  
2 at Dallas Cowboys, Nov 24, 2022  
1 vs. Dallas Cowboys, Sep 26, 2024  
...8 more at 1.
- Interceptions** 1 at Buffalo Bills, Oct 15, 2023
- Special Teams Tackles** 1 vs. Philadelphia Eagles, Jan 07, 2024  
1 vs. New York Jets, Oct 29, 2023  
1 at Arizona Cardinals, Sep 17, 2023  
...2 more at 1.
- Longest Opp Fumble Return** 10 vs. Philadelphia Eagles, Jan 07, 2024



**2024 GAME-BY-GAME REGULAR-SEASON STATISTICS (GIANTS)**

DATE	OPPONENT	P/S	TACKLES							INTERCEPTIONS					O. FUMB				ST				MISC		W/L	SCORE	
			TK	S	A	SK	YDS	TFL	YDS	GBH	NO	YDS	LG	TD	PD	FF	FR	TD	YDS	TK	S	A	FF	FR			S
09/08	Vikings		DID NOT PLAY (NON-INJURY)																							L	6-28
09/15	at Commanders	S	13	8	5	1.0	0.0	1	1	1	0	0	0	0	0	0	0	0	0	0	0	0	0	0	0	L	18-21
09/22	at Browns	S	6	5	1	0.5	4.0	0	0	3	0	0	0	0	0	0	0	0	0	0	0	0	0	0	0	W	21-15
09/26	Cowboys	S	8	5	3	0.0	0.0	1	3	0	0	0	0	0	0	0	0	0	0	0	0	0	0	0	0	L	15-20
10/06	at Seahawks	S	4	3	1	0.0	0.0	0	0	0	0	0	0	0	0	0	0	0	0	0	0	0	0	0	0	W	29-20
10/13	Bengals	S	5	3	2	0.0	0.0	0	0	0	0	0	0	0	1	1	0	0	0	0	0	0	0	0	0	L	7-17
10/20	Eagles	S	6	2	4	0.0	0.0	0	0	0	0	0	0	0	0	0	0	0	0	0	0	0	0	0	0	L	3-28
10/28	at Steelers	S	5	1	4	0.5	0.0	1	3	1	0	0	0	0	0	0	0	0	0	0	0	0	0	0	0	L	18-26
11/03	Commanders	S	11	5	6	0.0	0.0	0	0	0	0	0	0	0	0	0	0	0	0	0	0	0	0	0	0	L	22-27
11/10	at Panthers	S	7	3	4	0.0	0.0	0	0	0	0	0	0	0	0	0	0	0	0	0	0	0	0	0	0	L	17-20+
11/24	Buccaneers	S	11	6	5	0.0	0.0	0	0	0	0	0	0	0	0	0	0	0	0	0	0	0	0	0	0	L	7-30
11/28	at Cowboys	S	4	1	3	0.0	0.0	0	0	0	0	0	0	1	0	0	0	0	0	0	0	0	0	0	0	L	20-27
<b>2024 TOTALS</b>		<b>11-11</b>	<b>80</b>	<b>42</b>	<b>38</b>	<b>2.0</b>	<b>4.0</b>	<b>3</b>	<b>7</b>	<b>5</b>	<b>0</b>	<b>0</b>	<b>0</b>	<b>0</b>	<b>1</b>	<b>1</b>	<b>1</b>	<b>0</b>	<b>0</b>	<b>0</b>	<b>0</b>	<b>0</b>	<b>0</b>	<b>0</b>	<b>0</b>	<b>2-10</b>	

+ - Overtime



# DARIUS MUASAU

[MOO-uh-sow (like cow)]

ILB

53

HEIGHT: 6-1  
 WEIGHT: 230  
 COLLEGE: UCLA  
 HOW ACQUIRED: D6-'24  
 NFL EXP.: R  
 GIANTS EXP.: R

## TRANSACTIONS

- » Originally a 6th-round (183rd pick overall) draft choice by the Giants in 2024.

## 2024 SEASON HIGHLIGHTS

- » Made his second career start and made 2 tackles (one solo) in Week 12 against Tampa Bay (11/24).
- » Recorded six tackles (five solo), one tackle for loss, one pass defended and one interception in his NFL debut against Minnesota (9/8)...He is the first Giant to produce an interception in his rookie debut since DL Niko Lalos (2020).

## CAREER HIGHLIGHTS

- » Played 3 seasons at the University of Hawai'i and 2 at UCLA...Played in 63 games with 51 starts, including 37 games with 25 starts at Hawai'i and starts in all 26 games at UCLA...Totaled 440 career tackles (261 solo), 40.0 stops for loss, 16.5 sacks and 5 interceptions...In each of his 2 seasons in Westwood, Muasau led the Bruins in tackles and was named 2nd-team All-Pac 12.
- » In 2023, started all 13 games for the Bruins and tallied a team-high 75 tackles (43 solo), 10.5 stops for loss, 4.0 sacks, a career-high 6 passes defended, and one interception...Named 2nd-team All-Pac 12 by the league's coaches...Tallied a season-high 11 stops (6 solo), including 2.5 tackles for loss, in the L.A. Bowl win vs. Boise State...Named the game's Defensive Most Valuable Player in the LA Bowl...Made 9 tackles vs. Coastal Carolina...Posted 3.0 tackles for loss, including 1.0 sack, at San Diego State...Had 6 stops with 1.0 sack at Utah...Credited with 8 stops at Arizona...Recorded a team-high 8 tackles, one for loss, at USC.
- » In 2022, started all 13 games at inside linebacker...Named 2nd-team All-Pac-12 by the league coaches Led the team with 91 tackles (42 solo)...Had season-best 14 tackles vs. Pittsburgh in the Tony the Tiger Sun Bowl...Collected 12 tackles at Arizona State, including 2.0 tackles for loss and 1.0 sack...Made 10 stops vs. South Alabama...Intercepted passes vs. Utah and Stanford...Earned a spot on the UCLA Athletic Director's Honor Roll for Fall 2022.
- » In 2021, played in 13 games with 12 starts in his final season at Hawai'i...Named first-team All-Mountain West first team...Led team in tackles, tackles for loss, sacks, and forced fumbles...Team captain...Eclipsed 100 tackles for the second straight year with a team and career-high 109 (64 solo), including 14.0 tackles for loss and 7.0 sacks...Tied for 2nd nationally with 5 forced fumbles...Had 7 games with 10 or more tackles.
- » In 2020, started all 9 games in a pandemic-shortened season...Named first-team All-Mountain West first team...Led team in tackles (104, 68 solo), tackles for loss (9.5), and sacks (4.5)...One of 5 finalists for the Polynesian College Football Player of the Year award...Led Mountain West and ranked 4th nationally with 7.6 solo tackles per game...Tallied 10 or more tackles in 7 of 9 contests...Recorded 14 tackles and 1.0 sack to help key UH's win over previously undefeated Nevada...Named Mountain West Player of the Week following a career-high 18-tackle performance vs. UNLV...Selected the New Mexico Bowl Most Outstanding Defensive Player after posting 9 tackles, 1.0 sack, and his first career interception...Earned Mountain West All-Academic honors.
- » In his debut season in 2019, played in all 15 games with 4 starts...Named the team's Dick Tomey Special Teams MVP...Finished 3rd on the team with 61 tackles (44 solo)...Had had 3.0 tackles for loss and recovered 2 fumbles...Tallied a season-high 11 tackles vs. Army...Received All-Mountain West All-Academic honors.

## PERSONAL

- » Sociology major...A 2019 graduate of Mililani High School on Oahu...As a senior, named first-team all-state and 2018 Defensive Player of the Year...Finished with 87 tackles, 38.5 tackles for loss and 2 interceptions...Also played running back...Helped Mililani to a 10-3 record and runner-up finish for the Open Division title...Earned all-state mention as a junior...Part of Trojan squad that captured the 2016 Division I state...Selected to play in the 2019 Polynesian Bowl...Born in San Diego, Calif...Has 5 brothers...Parents are Matthew and Felisa Muasau of 'Ewa Beach, Oahu.

### DARIUS MUASAU'S NFL REGULAR SEASON DEFENSIVE STATISTICS

DATE	TEAM	GP	GS	TACKLES							INTERCEPTIONS					O. FUMB				ST			MISC				
				TK	S	A	TFL	YDS	SK	YDS	QBH	NO	YDS	LG	TD	PD	FF	FR	TD	YDS	TK	S	A	FF	FR	S	A
2024	Giants	10	2	13	8	5	1	3	0.0	0.0	0	1	1	1	0	1	0	0	0	0	1	0	1	0	0	0	0
<b>NFL TOTALS</b>		<b>10</b>	<b>2</b>	<b>13</b>	<b>8</b>	<b>5</b>	<b>1</b>	<b>3</b>	<b>0.0</b>	<b>0.0</b>	<b>0</b>	<b>1</b>	<b>1</b>	<b>1</b>	<b>0</b>	<b>1</b>	<b>0</b>	<b>0</b>	<b>0</b>	<b>0</b>	<b>1</b>	<b>0</b>	<b>1</b>	<b>0</b>	<b>0</b>	<b>0</b>	<b>0</b>

**SINGLE-GAME HIGHS: DEFENSIVE**

<b>Total Tackles</b>	6 vs. Minnesota Vikings, Sep 08, 2024	<b>Tackles For Loss</b>	1 vs. Minnesota Vikings, Sep 08, 2024
	4 vs. Philadelphia Eagles, Oct 20, 2024	<b>Interceptions</b>	1 vs. Minnesota Vikings, Sep 08, 2024
	2 vs. Tampa Bay Buccaneers, Nov 24, 2024		
<b>Solo Tackles</b>	5 vs. Minnesota Vikings, Sep 08, 2024		
	2 vs. Philadelphia Eagles, Oct 20, 2024		
<b>Passes Defensed</b>	1 vs. Minnesota Vikings, Sep 08, 2024		

**2024 GAME-BY-GAME REGULAR-SEASON STATISTICS (GIANTS)**

DATE	OPPONENT	P/S	TACKLES								INTERCEPTIONS					O. FUMB				ST					MISC		W/L	SCORE
			TK	S	A	SK	YDS	TFL	YDS	QBH	NO	YDS	LG	TD	PD	FF	FR	TD	YDS	TK	S	A	FF	FR	S	A		
09/08	Vikings	S	6	5	1	0.0	0.0	1	3	0	1	1	1	0	1	0	0	0	0	0	0	0	0	0	0	0	L	6-28
09/15	at Commanders		ON INACTIVE LIST																							L	18-21	
09/22	at Browns	P	0	0	0	0.0	0.0	0	0	0	0	0	0	0	0	0	0	0	0	0	0	0	0	0	0	0	W	21-15
09/26	Cowboys	P	0	0	0	0.0	0.0	0	0	0	0	0	0	0	0	0	0	0	0	0	0	0	0	0	0	L	15-20	
10/06	at Seahawks	P	0	0	0	0.0	0.0	0	0	0	0	0	0	0	0	0	0	0	0	0	0	0	0	0	0	W	29-20	
10/13	Bengals	P	0	0	0	0.0	0.0	0	0	0	0	0	0	0	0	0	0	0	0	0	0	0	0	0	0	L	7-17	
10/20	Eagles	P	4	2	2	0.0	0.0	0	0	0	0	0	0	0	0	0	0	0	0	0	0	0	0	0	0	L	3-28	
10/28	at Steelers	P	0	0	0	0.0	0.0	0	0	0	0	0	0	0	0	0	0	0	0	0	0	0	0	0	0	L	18-26	
11/03	Commanders	P	0	0	0	0.0	0.0	0	0	0	0	0	0	0	0	0	0	0	0	0	0	0	0	0	0	L	22-27	
11/10	at Panthers		ON INACTIVE LIST																							L	17-20+	
11/24	Buccaneers	S	2	1	1	0.0	0.0	0	0	0	0	0	0	0	0	0	0	0	0	0	0	0	0	0	0	L	7-30	
11/28	at Cowboys	P	1	0	1	0.0	0.0	0	0	0	0	0	0	0	0	0	0	0	0	0	0	0	0	0	0	L	20-27	
<b>2024 TOTALS</b>		<b>10-2</b>	<b>13</b>	<b>8</b>	<b>5</b>	<b>0.0</b>	<b>0.0</b>	<b>1</b>	<b>3</b>	<b>0</b>	<b>1</b>	<b>1</b>	<b>1</b>	<b>0</b>	<b>1</b>	<b>0</b>	<b>0</b>	<b>0</b>	<b>0</b>	<b>0</b>	<b>0</b>	<b>0</b>	<b>0</b>	<b>0</b>	<b>0</b>	<b>2-10</b>		

+ - Overtime



# MALIK NABERS

WR

1

HEIGHT: 6-0  
WEIGHT: 200  
COLLEGE: LSU  
HOW ACQUIRED: D1-'24  
NFL EXP.: R  
GIANTS EXP.: R

## TRANSACTIONS

- » Originally a first-round (6th pick overall) draft choice by the Giants in 2024.

## 2024 SEASON HIGHLIGHTS

- » Is tied for fifth in the NFL with 75 receptions, ranks 3rd in targets (106), 9th in receiving yards per game (74.0) and tied for 10th with 40 first-down receptions.
- » Had 8 receptions and 69 receiving yards in Week 13 at Dallas (11/28)...Became the sixth NFL rookie since 1970 to have 6-plus receptions in five consecutive games...Marked his ninth game with five-plus receptions and 50-plus receiving yards which is tied for the most by a Giants rookie in franchise history with Odell Beckham Jr. (2014).
- » Tallied 6 receptions and 64 receiving yards in Week 12 against Tampa Bay (11/24)...Totaled the most receptions (67) in NFL history through through nine career games.
- » With 6 receptions and 50 receiving yards in Week 10 against Carolina, he became the only player in NFL history with 60-plus catches, 600-plus receiving yards and three-plus receiving touchdowns in his first eight games...He is also tied for the most receptions (61) in NFL history through eight career games.
- » Recorded a game-high 9 passes for 59 yards in Week 9 against Washington...Totaled 19 receptions in two contests against Washington this year which stands as the most receptions against Washington in a single season in Giants history passing RB Tucker Fredrickson who had 17 receptions in 1970.
- » Hauled in 7 passes for team-high 71 yards in Week 8 at Pittsburgh (10/28)...Became the third player in the Super Bowl era with 40-plus receptions through his first six career games.
- » Caught 12 passes for 115 yards in Week 4 against Dallas (9/26)...Became the first rookie in NFL history with 35+ receptions, 385+ receiving yards and 3+ touchdowns in the first 4 games of their career...Became the second rookie to have two games of 10+ receptions and 115+ receiving yards in first four career games.
- » Totaled 8 receptions for 78 yards and 2 receiving touchdowns against Cleveland (9/22)...Became the first player in NFL history with 20+ receptions, 250+ receiving yards and 3+ receiving touchdowns in his first three career games...Became the youngest wide receiver in NFL history to have two receiving touchdowns in a single game.
- » Tallied 10 receptions for 127 yards and one touchdown against Washington (9/15)...One of two rookies in Giants history to record 10+ receptions, 125+ yards and one or more receiving touchdowns in a game, joining Odell Beckham Jr., who achieved these marks four times in his rookie season...At 21 years and 49 days old, he is the youngest player in NFL history with at least 10 receptions, 100 receiving yards and a touchdown in a single game, surpassing Gern Nagler (21 years and 251 days old on Nov. 1, 1953; Chicago Cardinals).
- » Caught 5 passes for 66 receiving yards (13.2 yards per reception) in his NFL debut against Minnesota (9/8)...His reception total tied Floyd Eddings (vs. Philadelphia 9/2/79) for the third-most receptions in Giants rookie debut.

## CAREER HIGHLIGHTS

- » Played in 38 games with 30 starts in 3 seasons for LSU...Ended his career as the school's all-time leader in receptions (189) and receiving yards (3,003)...One of only 2 players in LSU history with more than 3,000 receiving yards, joining Josh Reed (3,001 yards from 1999-2001)...Ranked 7th in LSU history with 21 touchdown catches...Led the SEC in receptions in back-to-back years with 72 as a sophomore in 2022 followed by 89 in 2023...One of only 2 players in school history with back-to-back 1,000-yard seasons, joining Reed, who did it in 2000 and 2001...In 38 career games, caught at least one pass in 37 contests.
- » In 2023, started all 13 games at wide receiver...Unanimous All-America as he was a first-team selection by AP, Walter Camp, FWAA, AFCA and Sporting News...First-Team All-SEC by the AP and SEC Coaches...Led the nation with 120.7 receiving yards a game...Also led the FBS in plays of 20-plus yards (34) and 30-plus yards (17)...Finished 2nd nationally with 1,569 receiving yards, 3rd with 14 touchdown catches, and tied for 11th with 89 receptions...Led the SEC with 89 receptions and 1,569 yards, and ranked 2nd in the league with 14 touchdown catches...His 89 receptions and 1,569 yards rank 3rd in LSU single-season history and his 14 touchdowns are 4th.
- » Teamed with Brian Thomas to form the nation's top receiving tandem as they combined for 157 receptions, 2,746 yards and 31 touchdowns...Had 9 100-yard receiving games, 2 shy of the school record of 11 set by Reed in 2001...Ranks 6th in SEC history for receiving yards in a season and 7th in career receiving yards...Caught a touchdown pass in 9 games...Capped regular-season with 5 straight 100-yard games.
- » Became LSU's all-time leader in receptions vs. Texas A&M, moving past Wendell Davis, who had 183 catches...Broke LSU's record for receiving yards in the ReliaQuest Bowl vs. Wisconsin...Played only the first half vs. Wisconsin, catching 3 passes for 29 yards.
- » Recorded a career-high 13 receptions for 239 yards and 2 touchdowns vs. Mississippi...The 239 yards ranked 4th in LSU single game history, while the 13 receptions tied for 5th...Had 8 catches for 130 yards and 2 touchdowns the following week vs. Arkansas...Tallied 3rd straight 100-yard game

with 8 receptions for 102 yards vs. Ole Miss and then extended it to 4 in a row with 146 yards on 6 receptions, including the 29-yard game-winner with 2:58 left, vs. Missouri...Closed the regular-season with 100-yard games vs. Army (4-121-2), Alabama (10-171-1), Florida (6-132-0), Georgia State (8-140-2) and Texas A&M (6-122-2).

- » In 2022, played in 14 games with 11 starts...Finished with 72 receptions for 1,017 yards and 3 touchdowns...Led the SEC in receptions and ranked 2nd in receiving yards...Caught at least 2 passes in every game running his streak of consecutive games with a reception to 18 straight...MVP of the Citrus Bowl after catching 9 passes for 163 yards and a 75-yard touchdown...Also threw a 5-yard touchdown pass to Jayden Daniels in the 63-7 victory vs. Purdue...Also scored vs. Southern (5 yards) and Georgia in the SEC Championship Game (34 yards)...Had 3 100-yard receiving games, all in the season's final 4 games...Had 7 catches for 129 yards vs. UAB and 5 for 128 yards vs. Georgia...Had then a career-best 7 receptions in consecutive games vs. UAB and Texas A&M (69 yards)...Caught 6 passes for 49 yards in overtime win vs. Alabama.
- » As a freshman in 2021, played in 11 games with 6 starts...Earned Freshman All-SEC honors...Caught 28 passes for 417 yards and 4 touchdowns...In the season's finale 4 games, had 14 receptions for 245 yards and 2 scores...Had a breakout performance in win against Louisiana-Monroe with 4 receptions for 143 yards and one touchdown...Followed with 6 receptions for 51 yards vs. Texas A&M...Had 2 catches for 17 yards and one touchdown, and rushed for 23 yards on 4 carries, vs. Kansas State in the Texas Bowl...Also scored vs. Kentucky (41 yards) and Ole Miss (9 yards)...Caught 2 passes for 30 yards in his first career start, vs. Auburn.

## PERSONAL

- » Mass communications major...Opted to forgo senior season and enter the 2024 NFL Draft...In May of 2023 joined 10 teammates in LSU's Study Abroad program that took them on a 10-day trip to Senegal...Played first 3 years of prep football at Ovey Comeaux High School in Lafayette, La., where he played wide receiver, defensive back and returner on the freshman football team...Moved up to varsity as a sophomore and caught 17 passes for 438 yards and 4 touchdowns...Transferred to Southside High School in Youngsville, La. for senior season...Unable to play football as a senior in 2020 due to his transfer waiver being denied...His former defensive coordinator at Comeaux was hired by Southside, and there was a rule in place forbidding players from following a coach to another school...Nabers spent the year practicing on the scout team, but was still named an Under Armour All-American...Rated as the No. 6 prospect in Louisiana and the 18th-best overall wide receiver, according to 247 Sports...In 2019, caught 58 passes for 1,223 yards and 21 touchdowns...Ran a 4.44 40-yard dash and has a 38-inch vertical...Played on the Louisiana Bootlegger 7-on-7 team the summer after his sophomore season, when they went undefeated and won the 2019 7-on-7 National Championship in Atlanta...As a junior, Nabers led all receivers in the state with 58 receptions for 1,223 yards and 21 touchdowns...Three-sport athlete who participated in football, basketball, and track and field...Posted a personal best of 23.42 seconds in the 200 meters...Has 5 sisters and one brother...Born and raised in Lafayette, an hour drive west of Baton Rouge)...Started playing team sports in middle school, baseball (centerfield and pitcher) before he tried basketball and football.

### MALIK NABERS' NFL REGULAR SEASON RUSHING/RECEIVING STATISTICS

DATE	TEAM	RECEIVING							RUSHING				
		GP	GS	NO.	YDS.	AVG.	LG	TD	NO.	YDS.	AVG.	LG	TD
2024	Giants	10	9	75	740	9.9	39	3	5	2	0.4	4	0
<b>NFL TOTALS</b>		<b>10</b>	<b>9</b>	<b>75</b>	<b>740</b>	<b>9.9</b>	<b>39</b>	<b>3</b>	<b>5</b>	<b>2</b>	<b>0.4</b>	<b>4</b>	<b>0</b>

### MALIK NABERS' NFL REGULAR SEASON RETURN STATISTICS

DATE	TEAM	KICKOFF RETURNS					PUNT RETURNS					
		RET.	YDS.	AVG.	LG	TD	NO.	FC	YDS.	AVG.	LG	TD
2024	Giants	0	0	0.0	0	0	0	0	0	0.0	0	0
<b>NFL TOTALS</b>		<b>0</b>	<b>0</b>	<b>0.0</b>	<b>0</b>	<b>0</b>	<b>0</b>	<b>0</b>	<b>0</b>	<b>0.0</b>	<b>0</b>	<b>0</b>

### SINGLE-GAME HIGHS: RUSHING/RECEIVING

<b>Rush Attempts</b>	2 at Cleveland Browns, Sep 22, 2024 1 vs. Dallas Cowboys, Sep 26, 2024	<b>Longest Receptions</b>	39 vs. Dallas Cowboys, Sep 26, 2024 28 at Cleveland Browns, Sep 22, 2024
<b>Rushing Yards</b>	4 at Cleveland Browns, Sep 22, 2024	<b>Longest Runs</b>	28 at Washington Commanders, Sep 15, 2024
<b>Longest Runs</b>	4 at Dallas Cowboys, Nov 28, 2024		25 at Washington Commanders, Sep 15, 2024
	2 at Cleveland Browns, Sep 22, 2024		25 vs. Minnesota Vikings, Sep 08, 2024
	2 at Cleveland Browns, Sep 22, 2024		...1 more at 25.
<b>Receptions</b>	12 vs. Dallas Cowboys, Sep 26, 2024 10 at Washington Commanders, Sep 15, 2024 9 vs. Washington Commanders, Nov 03, 2024 8 at Dallas Cowboys, Nov 28, 2024 8 at Cleveland Browns, Sep 22, 2024	<b>Receiving TDs</b>	2 at Cleveland Browns, Sep 22, 2024 1 at Washington Commanders, Sep 15, 2024
<b>Receiving Yards</b>	127 at Washington Commanders, Sep 15, 2024 115 vs. Dallas Cowboys, Sep 26, 2024 78 at Cleveland Browns, Sep 22, 2024 71 at Pittsburgh Steelers, Oct 28, 2024 69 at Dallas Cowboys, Nov 28, 2024	<b>All-Purpose Yards</b>	127 at Washington Commanders, Sep 15, 2024 111 vs. Dallas Cowboys, Sep 26, 2024 82 at Cleveland Browns, Sep 22, 2024 73 at Dallas Cowboys, Nov 28, 2024 71 at Pittsburgh Steelers, Oct 28, 2024
		<b>Most TDs</b>	2 at Cleveland Browns, Sep 22, 2024 1 at Washington Commanders, Sep 15, 2024
<b>Receiving Average</b>	13.2 vs. Minnesota Vikings, Sep 08, 2024 12.7 at Washington Commanders, Sep 15, 2024 10.7 vs. Tampa Bay Buccaneers, Nov 24, 2024 10.3 vs. Philadelphia Eagles, Oct 20, 2024 10.1 at Pittsburgh Steelers, Oct 28, 2024	<b>Scrimmage Yards</b>	127 at Washington Commanders, Sep 15, 2024 111 vs. Dallas Cowboys, Sep 26, 2024 82 at Cleveland Browns, Sep 22, 2024 73 at Dallas Cowboys, Nov 28, 2024 71 at Pittsburgh Steelers, Oct 28, 2024

**100-YARD RECEIVING GAMES (2): REGULAR SEASON**

DATE	TEAM	NO.	YDS.	AVG.	LG	TD
09/15/24	at Commanders	10	127	12.7	28	1
09/26/24	COWBOYS	12	115	9.6	39	0

**2024 GAME-BY-GAME REGULAR-SEASON STATISTICS (GIANTS)**

DATE	OPPONENT	P/S	RECEIVING					RUSHING					W/L	SCORE
			NO.	YDS.	AVG.	LG	TD	NO.	YDS.	AVG.	LG	TD		
09/08	Vikings	S	5	66	13.2	25	0	0	0	0.0	0	0	L	6-28
09/15	at Commanders	S	10	127	12.7	28	1	0	0	0.0	0	0	L	18-21
09/22	at Browns	P	8	78	9.8	28	2	2	4	2.0	2	0	W	21-15
09/26	Cowboys	S	12	115	9.6	39	0	1	-4	-4.0	-4	0	L	15-20
10/06	at Seahawks												W	29-20
10/13	Bengals												L	7-17
10/20	Eagles	S	4	41	10.3	14	0	0	0	0.0	0	0	L	3-28
10/28	at Steelers	S	7	71	10.1	16	0	0	0	0.0	0	0	L	18-26
11/03	Commanders	S	9	59	6.6	16	0	0	0	0.0	0	0	L	22-27
11/10	at Panthers	S	6	50	8.3	19	0	1	-2	-2.0	-2	0	L	17-20+
11/24	Buccaneers	S	6	64	10.7	21	0	0	0	0.0	0	0	L	7-30
11/28	at Cowboys	S	8	69	8.6	18	0	1	4	4.0	4	0	L	20-27
<b>2024 TOTALS</b>		<b>10-9</b>	<b>75</b>	<b>740</b>	<b>9.9</b>	<b>39</b>	<b>3</b>	<b>5</b>	<b>2</b>	<b>0.4</b>	<b>4</b>	<b>0</b>	<b>2-10</b>	

+ - Overtime



# EVAN NEAL

HEIGHT: 6-7  
WEIGHT: 340  
COLLEGE: ALABAMA  
HOW ACQUIRED: D1-'22  
NFL EXP.: 3RD YEAR  
GIANTS EXP.: 3RD YEAR

T  
73

## TRANSACTIONS

- » Originally a first-round (7th pick overall) draft choice by the Giants in 2022.

## 2024 SEASON HIGHLIGHTS

- » Made his first start of the season at right tackle in Week 10 vs. Carolina (11/10).

## CAREER HIGHLIGHTS

- » Has played in 25 regular-season games (23 starts) and 2 postseason games he's played at right tackle for the Giants.
- » In 2023, started all 7 games in which he played at right tackle...Suffered an ankle injury at Buffalo (10/15) and missed the next 2 games, vs. Washington (10/22) and the Jets (10/29)...Returned to action at Las Vegas (11/5) and exited early after aggravating the injury...Inactive for the next 5 contests...Placed on injured reserve on Dec. 24 to end his season.
- » As a rookie in 2022, started all 13 regular-season games and 2 postseason games in which he played at right tackle...Suffered a knee injury at Jacksonville (10/23) and was inactive for 4 contests – at Seattle (10/30), vs. Houston (11/13), vs. Detroit (11/20) and at Dallas (11/24).
- » Was part of an offensive line that helped the Giants finish 4th in the NFL in rushing yardage with an average of 148.2 yards a game and 5th with 4.8 yards a carry, and was instrumental in Saquon Barkley rushing for a career-high 1,312 yards.

## COLLEGE

- » Started all 40 games in which he played at Alabama and missed only one game in 3 seasons due to a positive COVID-19 test in 2020...Started 13 games at left guard in 2019, 12 at right tackle in 2020 and 15 at left tackle in 2021.
- » As a junior in 2021, selected first team All-America by the AFCA, FWAA, The Sporting News, CBS Sports, ESPN.com and USA Today and 2nd team by the AP...Named first team All-SEC...Elected one of Alabama's permanent team captains...Anchored an offensive line that helped the Crimson Tide rank 6th in the country in scoring (39.9 points-per-game), 7th in passing (338.2 yards-per-game) and 3rd in 3rd-down conversion percentage.
- » In 2020, started 12 games at right tackle...Helped anchor the right side of the Alabama offensive line that blocked for the Power 5's No. 1 scoring offense (48.5 points-per-game), No. 1 pass efficiency offense (198.9), No. 2 passing offense (358.2 yards-per-game) and No. 2 total offense (541.6 yards-per-game).
- » In 2019, played multiple positions across the line before settling in at left guard...Selected to the freshman All-SEC squad by the league coaches...Helped the Tide's offensive line rank 3rd nationally in sacks allowed at just .92 per game (12 sacks in 406 pass attempts), No. 2 nationally in scoring (47.2 points-per-game), 3rd in passing (342.2 yards-per-game) and 6th in total offense (510.8 yards-per-game).

## OFF-THE-FIELD ACTIVITY

- » Hosted a youth football camp for 500 youngsters from his hometown of Lake Okeechobee, Fla....Attended the Giants Foundation Golf Classic which raised more than \$400,000 for the foundation....Met with members from the Wounded Warriors Project during their visit at the Quest Diagnostic Training Facility to watch practice and enjoy a day with the Giants.

## PERSONAL

- » Anchored the offensive line at IMG Academy in Bradenton, Fla., where he was a 5-star offensive tackle by all major recruiting outlets and one of the top players in Florida...Has 7 siblings...Born and raised in Okeechobee, Fla. and grew up in a sports family, playing football and basketball throughout his childhood...Attended Okeechobee High School as a freshman, when he played right guard and tackle and defensive tackle on the varsity...After his freshman year, he transferred to IMG Academy, where he started at right guard as a sophomore...In his junior season, Neal saw action at tackle and guard, helping IMG to a 9-0 record...As a senior in 2018, played left tackle.
- » Neal's father, Eddie, played linebacker at Tulane...His cousin, Cleveland Gary, played running back at Georgia and Miami before becoming a 1989 first-round draft choice (No. 26 overall), playing 6 seasons in the NFL for the Los Angeles Rams and Miami Dolphins...Neal's uncle, Jimmie Jones, was a defensive lineman at Miami and a 3rd-round pick in the 1990 NFL Draft, playing 8 seasons with the Dallas Cowboys, St. Louis Rams and Philadelphia Eagles.

### EVAN NEAL'S NFL REGULAR SEASON STATISTICS

DATE	TEAM	GP	GS
2022	Giants	13	13
2023	Giants	7	7
2024	Giants	5	3
<b>NFL TOTALS</b>		<b>25</b>	<b>23</b>

### EVAN NEAL'S NFL POSTSEASON STATISTICS

DATE	TEAM	GP	GS
2022	Giants	2	2
<b>NFL TOTALS</b>		<b>2</b>	<b>2</b>

### 2024 GAME-BY-GAME REGULAR-SEASON STATISTICS (GIANTS)

DATE	OPPONENT	P/S		W/L	SCORE
09/08	Vikings		DID NOT PLAY (NON-INJURY)	L	6-28
09/15	at Commanders		DID NOT PLAY (NON-INJURY)	L	18-21
09/22	at Browns		DID NOT PLAY (NON-INJURY)	W	21-15
09/26	Cowboys		DID NOT PLAY (NON-INJURY)	L	15-20
10/06	at Seahawks		DID NOT PLAY (NON-INJURY)	W	29-20
10/13	Bengals		DID NOT PLAY (NON-INJURY)	L	7-17
10/20	Eagles		DID NOT PLAY (NON-INJURY)	L	3-28
10/28	at Steelers	P		L	18-26
11/03	Commanders	P		L	22-27
11/10	at Panthers	S		L	17-20+
11/24	Buccaneers	S		L	7-30
11/28	at Cowboys	S		L	20-27
<b>2024 TOTALS</b>		<b>5-3</b>		<b>2-10</b>	

+ - Overtime





# TYLER NUBIN

[noo-BIN]

HEIGHT: 6-1  
WEIGHT: 199  
COLLEGE: MINNESOTA  
HOW ACQUIRED: D2-'24  
NFL EXP.: R  
GIANTS EXP.: R

S  
31

## TRANSACTIONS

- » Originally a 2nd-round (47th pick overall) draft choice by the Giants in 2024.

## 2024 SEASON HIGHLIGHTS

- » With 92 tackles this season, he leads all rookies in tackles through Week 11...Has the 3rd-most tackles among defensive backs.
- » Extended his 12 tackle streak to three games in Week 13 against Dallas (11/28)...Became the 8th rookie since 1978 to record 12 tackles in three consecutive games.
- » Tied his career-high in tackles with 12, along with five solo stops and one pass defended in Week 12 versus Tampa Bay (11/24)...Became the first Giants rookie to record 12 tackles in consecutive games since 1978, when tackles were first recorded...Nubin is also the third Giant overall to eclipse that stat, joining Landon Collins (2017) and Jameel McClain (2014).
- » Recorded a career-high 12 tackles with 8 solo stops and one tackle for loss in Week 10 vs. Carolina (11/10)...Became the 3rd Giants rookie defensive back to record 12 tackles and one tackle for loss in a game, joining teammates Dru Phillips (at Washington 9/15/2024) and Deonte Banks (at Green Bay 12/11/2023).
- » Led the team with 9 tackles (five solo) for the 4th consecutive week in Week 7 against Philadelphia (10/20).
- » Posted a team-high 9 tackles (5 solo) and one tackle for loss in Week 6 against Cincinnati (10/13)...Became the 2nd Giants rookie since 1999 to record 9 tackles in consecutive games.
- » Tallied 9 tackles (7 solo), one tackle for loss, and one fumble recovery in Week 5 at Seattle (10/6)...He is the 2nd Giants rookie defensive back to record 9 tackles and one fumble recovery in a game. It was previously done by Eli Apple (vs. Chicago, 11/20/2016).
- » Lead the team with 8 tackles (6 solo) and forced a fumble in Week 4 against Dallas (9/26)...He became the 3rd Giants rookie defensive back to record 8-plus tackles and one forced fumble in a game.
- » Added 5 tackles (three solo) against Washington (9/15).
- » Tied for a team-high 6 tackles (5 solo) in his NFL debut vs. Minnesota (9/8).

## CAREER HIGHLIGHTS

- » Played in 55 games with 43 starts in 5 seasons at Minnesota...Intercepted a school-record 13 passes and led the Gophers in picks in each of his final 4 years, including a career-high 5 in 2023...Tallied 207 tackles (143 solo), 4.5 stops for loss, 2.0 sacks, 24 passes defended, three forced fumbles and one fumble recovery...Four-time Academic All-Big Ten selection (2020-23).
- » In 2023, started all 12 regular-season games...Named a first-team All-America by The Sporting News and 2nd-team by the AP, FWAA and Walter Camp Foundation...First-team All-Big Ten...Tied for 2nd on the team with 53 tackles (34 solo)...Led the Gophers with career-high totals of 5 interceptions and 9 passes defended...Forced one fumble and recovered one fumble...Intercepted 2 passes and made 3 tackles vs. Nebraska...Notched 7 tackles at North Carolina...Had one interception and recorded 5 tackles vs. Louisiana...Made 7 tackles vs. Michigan...Had 5 tackles, one interception and one pass breakup vs. Illinois...Intercepted a pass and returned it 52 yards and added 3 tackles vs. Wisconsin.
- » In 2022, started the 11 games in which he played...Did not play vs. Wisconsin and vs. Syracuse in the Pine Stripe Bowl due to injury...Second-team All-Big Ten...Compiled 55 tackles (37 solo), both career-high totals, including 2 for loss...Recorded 4 interceptions, broke up 7 passes, and forced one fumble...Had 7 tackles at Michigan State...Made 5 tackles, forced one fumble, and had one interception vs. Purdue...Tallied 13 tackles, including 2 stops for loss, at Illinois...Contributed 3 solo tackles and intercepted 2 passes, one returned for 32 yards, vs. Rutgers...Broke up one pass and made 7 tackles at Nebraska...Registered 5 solo tackles and returned an interception 11 yards vs. Northwestern.
- » In 2021, started all 13 games...Honorable mention All-Big Ten...Led Minnesota with 3 interceptions and broke up 2 passes...Finished 3rd on the team with 52 tackles (38 solo) and had 1.0 sack...Registered 3 tackles vs. Ohio State and had 5 tackles and one interception vs. Miami (Ohio)...Totalled 4 tackles and intercepted one pass at Purdue...Had one tackle and one interception at Indiana...Named Defensive MVP vs. West Virginia in the Guaranteed Rate Bowl after recording 8 tackles, 1.0 sack and one pass breakup.
- » In 2020, started all 7 games in the COVID-shortened season...Tallied 41 tackles (30 solo), one interception and one forced fumble...Made his first career start vs. Michigan and finished with 8 tackles and one forced fumble...Made 8 tackles at Maryland, 5 at Illinois, and 4 vs. Iowa...Registered 7 tackles and picked up his first career interception at Nebraska.
- » As a freshman in 2019, played in 12 games...Recorded 6 tackles (4 solo) and 2 pass breakups...Made collegiate debut vs. South Dakota State...Tallied first tackle and broke up one pass vs. Illinois...Had 2 tackles at Northwestern and one vs. Auburn in the Outback Bowl.

## PERSONAL

- » Earned a bachelor's degree in business, management, marketing and related support services... Attended St. Charles (Ill.) North High

School...Selected all-state as a senior, when recorded 51 tackles, 5 tackles for loss, and broke up 6 passes while leading team to its first ever state final appearance ...On offense, caught 42 passes for 549 yards and 9 touchdowns, ran for 600 yards and 12 touchdowns on 109 carries from the quarterback position, and threw a 23-yard touchdown pass...Named the 2018 Courier-News Football Player of the Year...As a junior, recorded 26 tackles, including two for loss, intercepted 2 passes and broke up 10, and forced one fumble...In his sophomore season, recorded 18 tackles, intercepted 3 passes and broke up 2 more...Attended 2018 U.S. Army All-American Combine...Named a 3-time academic all-conference honoree...Son of Rodney and Sherese Nubin...Both of his parents were athletes at Eastern Michigan: his father played running back and cornerback (1993-97); his mother was a sprinter on the track team...Tyler's younger brother (Jordan) also played prep ball at St. Charles North and was a preferred walk-on at Minnesota as a defensive back. Because of depth issues, Jordan moved to running back last season and led the team in carries.

### TYLER NUBIN'S NFL REGULAR SEASON DEFENSIVE STATISTICS

DATE	TEAM	GP	GS	TACKLES							INTERCEPTIONS						O. FUMB				ST				MISC			
				TK	S	A	TFL	YDS	SK	YDS	QBH	NO	YDS	LG	TD	PD	FF	FR	TD	YDS	TK	S	A	FF	FR	S	A	
2024	Giants	12	12	92	53	39	4	6	0.0	0.0	0	0	0	0	0	0	1	1	1	0	2	1	0	1	0	0	0	0
<b>NFL TOTALS</b>		<b>12</b>	<b>12</b>	<b>92</b>	<b>53</b>	<b>39</b>	<b>4</b>	<b>6</b>	<b>0.0</b>	<b>0.0</b>	<b>0</b>	<b>0</b>	<b>0</b>	<b>0</b>	<b>0</b>	<b>1</b>	<b>1</b>	<b>1</b>	<b>0</b>	<b>2</b>	<b>1</b>	<b>0</b>	<b>1</b>	<b>0</b>	<b>0</b>	<b>0</b>	<b>0</b>	

### SINGLE-GAME HIGHS: DEFENSIVE

<b>Total Tackles</b>	12 at Dallas Cowboys, Nov 28, 2024 12 vs. Tampa Bay Buccaneers, Nov 24, 2024 12 at Carolina Panthers, Nov 10, 2024 9 vs. Philadelphia Eagles, Oct 20, 2024 ...2 more at 9.	<b>Fumble Recoveries</b>	1 at Seattle Seahawks, Oct 06, 2024
<b>Solo Tackles</b>	8 at Carolina Panthers, Nov 10, 2024 7 at Seattle Seahawks, Oct 06, 2024 6 vs. Dallas Cowboys, Sep 26, 2024 5 at Dallas Cowboys, Nov 28, 2024 5 vs. Tampa Bay Buccaneers, Nov 24, 2024 ...2 more at 5.	<b>Tackles For Loss</b>	1 at Dallas Cowboys, Nov 28, 2024 1 at Carolina Panthers, Nov 10, 2024 1 vs. Cincinnati Bengals, Oct 13, 2024 ...1 more at 1.
<b>Passes Defensed</b>	1 vs. Tampa Bay Buccaneers, Nov 24, 2024	<b>Special Teams Tackles</b>	1 vs. Washington Commanders, Nov 03, 2024
<b>Forced Fumbles</b>	1 vs. Dallas Cowboys, Sep 26, 2024	<b>Longest Opp Fumble Return</b>	2 at Seattle Seahawks, Oct 06, 2024

### 2024 GAME-BY-GAME REGULAR-SEASON STATISTICS (GIANTS)

DATE	OPPONENT	P/S	TACKLES							INTERCEPTIONS						O. FUMB				ST				MISC		W/L	SCORE		
			TK	S	A	SK	YDS	TFL	YDS	QBH	NO	YDS	LG	TD	PD	FF	FR	TD	YDS	TK	S	A	FF	FR	S			A	
09/08	Vikings	S	6	5	1	0.0	0.0	0	0	0	0	0	0	0	0	0	0	0	0	0	0	0	0	0	0	0	0	L	6-28
09/15	at Commanders	S	5	3	2	0.0	0.0	0	0	0	0	0	0	0	0	0	0	0	0	0	0	0	0	0	0	0	L	18-21	
09/22	at Browns	S	2	1	1	0.0	0.0	0	0	0	0	0	0	0	0	0	0	0	0	0	0	0	0	0	0	0	W	21-15	
09/26	Cowboys	S	8	6	2	0.0	0.0	0	0	0	0	0	0	0	0	1	0	0	0	0	0	0	0	0	0	0	L	15-20	
10/06	at Seahawks	S	9	7	2	0.0	0.0	1	1	0	0	0	0	0	0	1	0	2	0	0	0	0	0	0	0	0	W	29-20	
10/13	Bengals	S	9	5	4	0.0	0.0	1	2	0	0	0	0	0	0	0	0	0	0	0	0	0	0	0	0	0	L	7-17	
10/20	Eagles	S	9	4	5	0.0	0.0	0	0	0	0	0	0	0	0	0	0	0	0	0	0	0	0	0	0	0	L	3-28	
10/28	at Steelers	S	4	3	1	0.0	0.0	0	0	0	0	0	0	0	0	0	0	0	0	0	0	0	0	0	0	0	L	18-26	
11/03	Commanders	S	4	1	3	0.0	0.0	0	0	0	0	0	0	0	0	0	0	0	0	1	0	1	0	0	0	0	L	22-27	
11/10	at Panthers	S	12	8	4	0.0	0.0	1	1	0	0	0	0	0	0	0	0	0	0	0	0	0	0	0	0	0	L	17-20+	
11/24	Buccaneers	S	12	5	7	0.0	0.0	0	0	0	0	0	0	0	1	0	0	0	0	0	0	0	0	0	0	0	L	7-30	
11/28	at Cowboys	S	12	5	7	0.0	0.0	1	2	0	0	0	0	0	0	0	0	0	0	0	0	0	0	0	0	0	L	20-27	
<b>2024 TOTALS</b>		<b>12-12</b>	<b>92</b>	<b>53</b>	<b>39</b>	<b>0.0</b>	<b>0.0</b>	<b>4</b>	<b>6</b>	<b>0</b>	<b>0</b>	<b>0</b>	<b>0</b>	<b>0</b>	<b>1</b>	<b>1</b>	<b>1</b>	<b>0</b>	<b>2</b>	<b>1</b>	<b>0</b>	<b>1</b>	<b>0</b>	<b>0</b>	<b>0</b>	<b>0</b>	<b>2-10</b>		

+ - Overtime



# RAKEEM NUÑEZ-ROCHES

(NOON-yez RO-ches)

DL

HEIGHT: 6-2  
WEIGHT: 305  
COLLEGE: SOUTHERN MISS  
HOW ACQUIRED: FA-'23  
NFL EXP.: 10TH YEAR  
GIANTS EXP.: 2ND YEAR

93

## TRANSACTIONS

- » Originally a 6th-round (217th pick overall) draft choice by the Kansas City Chiefs in 2015...Waived by Kansas City on Sept. 17, 2016...Signed to Kansas City's practice squad on Sept. 20, 2016...Elevated to the active roster on Oct. 18, 2016...Waived by Kansas City on May 8, 2018...Awarded off waivers to the Indianapolis Colts on May 11, 2018...Released by Indianapolis on Sept. 1, 2018...Signed by the Tampa Bay Buccaneers on Oct. 2, 2018...Signed as a free agent by the Giants on March 17, 2023.

## 2024 SEASON HIGHLIGHTS

- » Totaled 5 tackles (3 solo) and one tackle for loss in Week 7 against Philadelphia (10/20).
- » Posted 3 tackles, one pass defended and 0.5 sack in Week 5 vs. Seattle (10/6).
- » Recorded 5 tackles, 0.5 sack and one quarterback hit against Cleveland (9/22).

## CAREER HIGHLIGHTS

- » Has played in 130 regular-season games with 54 starts and 8 postseason games with 4 starts for Kansas City, Tampa Bay and the Giants...Started at nose tackle in the Buccaneers' Super Bowl LV victory against the Chiefs...Career totals include 203 tackles (94 solo), 18 quarterback hits, 16 tackles for loss, 5.0 sacks, 3 passes defended, one forced fumble, and one fumble recovery...In the playoffs, he has 10 tackles (2 solo), 2 tackles for loss and 5 quarterback hits.
- » In 2023, played in 16 regular-season games with 4 starts...Inactive with a knee injury at Philadelphia (12/25)...Recorded 26 tackles (14 solo), one quarterback hit, one pass defended, one tackle for loss, and a half-sack.
- » Had 3 tackles (one solo) in his Giants debut vs. Dallas (9/10)...Tallied a season-high 4 tackles in consecutive appearances: one solo at New Orleans (12/17), and 3 solo and a half-sack vs. the Rams (12/31).
- » In 2022, played in all 17 regular-season games with 10 starts and played in one postseason game for Tampa Bay...Totaled 33 tackles (19 solo), 5 tackles for loss, 2.0 sacks, 3 quarterback hits, one forced fumble and one fumble recovery...Had 2 solo tackles, including a 9-yard sack of Matthew Stafford, vs. the Rams (11/6)...Tallied 4 tackles (3 solo), one of them a 9-yard sack of Jacoby Brissett, at Cleveland (11/27)...Made 2 tackles in the NFC Wild Card Game vs. Dallas (1/16).
- » In 2021, played in 16 games with one start and played in 2 postseason games...Recorded 17 tackles (5 solo), 3 tackles for loss, one quarterback hit and one forced fumble, plus 4 tackles (2 solo), 2 forced fumbles and one quarterback hit in the playoffs.
- » Recorded 2 tackles on 6 occasions – vs. Atlanta (9/19), at Washington (11/14), at Atlanta (12/5), vs. New Orleans (12/19), at the Jets (1/2) and vs. Carolina (1/9)...Played in the NFC Wild Card Game vs. Philadelphia (1/16)...Collected 4 tackles (2 solo) in the divisional round vs. the Rams (1/23).
- » In 2020, played in all 16 regular-season games with 11 starts and started all 4 postseason games for the Super Bowl-winning Bucs...Tallied 20 tackles (7 solo) and 3 quarterback hits...Added 3 tackles and one quarterback hit in the playoffs.
- » Made 2 tackles and a quarterback hit in the NFC Wild Card Game at Washington (1/9) and one stop in the divisional round at New Orleans (1/17)...Started, but did not record any statistics, in the NFC Championship Game at Green Bay (1/24) and in Super Bowl LV vs. Kansas City (2/7).
- » In 2019, played in 16 games for Tampa Bay and recorded 9 tackles (5 solo) and a fumble recovery, while adding depth to the NFL's top-ranked run defense...Recorded first career fumble recovery vs. the Giants (9/22)...Logged 2 tackles, including one for loss, at the Rams (9/29)...Posted one tackle and a quarterback hit of Matt Ryan at Atlanta (11/24).
- » In 2018, played in 3 games in his first season at Tampa Bay, recording 2 solo tackles...Recorded one solo tackle at Cincinnati (10/28) and at the Giants (11/18).
- » In 2017, played in 16 games with 11 starts in his final season with Kansas City...Totaled 23 tackles (14 solo), a half-sack and one quarterback hit...Split a sack of quarterback Trevor Siemian with Bennie Logan vs. Denver (10/30)...Collected a season-high 5 tackles (2 solo) at Dallas (11/5).
- » In 2016, played in 11 games with 5 starts for Kansas City...Tallied 23 tackles (14 solo), 5 tackles for loss, 1.0 sack and 3 quarterback hits...Also played in one postseason game.
- » Recorded 4 tackles, including 2 for loss, in his first career start, at Carolina (11/13)...Tallied a season-high 6 tackles at Denver (11/27)...Registered first career sack, of quarterback Derek Carr, vs. Oakland (12/8)...Credited with one tackle in the divisional round vs. Pittsburgh (1/15).
- » As a rookie in 2015, played in 7 games for Kansas City and recorded 4 tackles...Made one tackle in his NFL debut at Minnesota (10/18).

## COLLEGE

- » Played in 31 games in 4 seasons at Southern Mississippi...As a redshirt junior in 2014, started all 11 games and recorded 58 tackles (32 solo) with a team-high 14.0 tackles for loss and 3.0 sacks...Credited with 7 quarterback hurries and a blocked kick...Made a season-high 11 tackles at UTEP...In

2013, started first 2 games of the season before being sidelined with a season-ending injury...Received a medical redshirt...Recorded 8 tackles (2 solo) and had a season-high 5 stops in the season-opener vs. Texas State...In 2012, played in all 12 games with 11 starts on the interior defensive line...Tallied 37 tackles (22 solo) with 6 tackles for loss, 1.0 sack, forced one fumble and blocked one kick...Named honorable mention All-Conference USA...In 2011, played in 6 games and was selected to the conference's all-freshman team.

## OFF-THE-FIELD ACTIVITY

- » Met with members from the Wounded Warriors Project during their visit to the Quest Diagnostics Training Center to watch practice and enjoy a day with the Giants...Participated in Jingle Jam, where he helped spread holiday joy to more than 500 New Jersey foster children by spending time with them and assisting with the gift distribution.

## PERSONAL

- » Majored in biological sciences and minored in chemistry...Full name is Rakeem Nathan Nunez-Roches...Prefers to be called "Nacho"...Son of Nancy Nunez... Tallied 132 career tackles, 17.0 sacks and 4 forced fumbles...Selected 2nd-team all-area by the Opelika-Auburn News and was an Alabama Top 50 player, ranking No. 39, by the Tuscaloosa News... In 2010, helped team finish 9-2 and capture the Region 3 6A Championship...Earned All-State accolades in basketball and voted best pitcher in baseball...Born in Dangriga, Belize.

### RAKEEM NUÑEZ-ROCHES' NFL REGULAR SEASON DEFENSIVE STATISTICS

DATE	TEAM	GP	GS	TACKLES							INTERCEPTIONS					O. FUMB				ST			MISC			
				TK	S	A	TFL	YDS	SK	YDS	QBH	NO	YDS	LG	TD	PD	FF	FR	TD	YDS	TK	S	A	FF	FR	S
2015	Chiefs	7	0	4	4	0	0	0.0	0.0	0	0	0	0	0	0	0	0	0	0	0	0	0	0	0	0	0
2016	Chiefs	11	5	23	14	9	5	18	1.0	8.0	3	0	0	0	0	0	0	0	0	0	0	0	0	0	0	0
2017	Chiefs	16	11	24	13	11	0	0.5	0.5	2	0	0	0	0	0	0	0	0	0	0	0	0	0	0	0	0
2018	Buccaneers	3	0	2	2	0	0	0.0	0.0	0	0	0	0	0	0	0	0	0	0	0	0	0	0	0	0	0
2019	Buccaneers	16	0	9	5	4	1	0	0.0	0.0	1	0	0	0	0	0	0	1	0	0	0	0	0	0	0	0
2020	Buccaneers	16	11	20	7	13	0	0	0.0	0.0	3	0	0	0	0	0	0	0	0	0	0	0	0	0	0	0
2021	Buccaneers	16	1	17	5	12	3	7	0.0	0.0	1	0	0	0	0	1	0	0	0	0	0	0	0	0	0	0
2022	Buccaneers	17	10	33	19	14	5	24	2.0	18.0	3	0	0	0	0	0	0	0	0	0	0	0	0	0	0	0
2023	Giants	16	4	26	14	12	1	1	0.5	5.0	1	0	0	0	0	1	0	0	0	0	0	0	0	0	0	0
2024	Giants	12	12	45	11	34	1	1	1.0	1.0	5	0	0	0	0	2	0	0	0	0	0	0	0	0	0	0
<b>NFL TOTALS</b>		<b>130</b>	<b>54</b>	<b>203</b>	<b>94</b>	<b>109</b>	<b>16</b>	<b>51</b>	<b>5.0</b>	<b>32.5</b>	<b>19</b>	<b>0</b>	<b>0</b>	<b>0</b>	<b>0</b>	<b>3</b>	<b>1</b>	<b>1</b>	<b>0</b>	<b>0</b>	<b>0</b>	<b>0</b>	<b>0</b>	<b>0</b>	<b>0</b>	<b>0</b>

### RAKEEM NUÑEZ-ROCHES' NFL POSTSEASON DEFENSIVE STATISTICS

DATE	TEAM	GP	GS	TACKLES							INTERCEPTIONS					O. FUMB				ST			MISC			
				TK	S	A	TFL	YDS	SK	YDS	QBH	NO	YDS	LG	TD	PD	FF	FR	TD	YDS	TK	S	A	FF	FR	S
2015	Chiefs	0	0	0	0	0	0	0.0	0.0	0	0	0	0	0	0	0	0	0	0	0	0	0	0	0	0	0
2016	Chiefs	1	0	1	0	1	0	0	0.0	0.0	0	0	0	0	0	0	0	0	0	0	0	0	0	0	0	0
2017	Chiefs	0	0	0	0	0	0	0	0.0	0.0	0	0	0	0	0	0	0	0	0	0	0	0	0	0	0	0
2020	Buccaneers	4	4	3	0	3	0	0	0.0	0.0	1	0	0	0	0	0	0	0	0	0	0	0	0	0	0	0
2021	Buccaneers	2	0	4	2	2	2	6	0.0	0.0	2	0	0	0	0	0	0	0	0	0	0	0	0	0	0	0
2022	Buccaneers	1	0	2	0	2	0	0	0.0	0.0	2	0	0	0	0	0	0	0	0	0	0	0	0	0	0	0
<b>NFL TOTALS</b>		<b>8</b>	<b>4</b>	<b>10</b>	<b>2</b>	<b>8</b>	<b>2</b>	<b>6</b>	<b>0.0</b>	<b>0.0</b>	<b>5</b>	<b>0</b>	<b>0</b>	<b>0</b>	<b>0</b>	<b>0</b>	<b>0</b>	<b>0</b>	<b>0</b>	<b>0</b>	<b>0</b>	<b>0</b>	<b>0</b>	<b>0</b>	<b>0</b>	<b>0</b>

### SINGLE-GAME HIGHS: DEFENSIVE

**Total Tackles** 6 at Denver Broncos, Nov 27, 2016  
5 vs. Washington Commanders, Nov 03, 2024  
5 vs. Philadelphia Eagles, Oct 20, 2024  
5 at Cleveland Browns, Sep 22, 2024  
...4 more at 5.

**Solo Tackles** 5 at Denver Broncos, Nov 27, 2016  
4 vs. Buffalo Bills, Nov 26, 2017  
3 vs. Philadelphia Eagles, Oct 20, 2024  
3 vs. Minnesota Vikings, Sep 08, 2024  
3 vs. Los Angeles Rams, Dec 31, 2023  
...3 more at 3.

**Sacks** 1.0 at Cleveland Browns, Nov 27, 2022  
1.0 vs. Los Angeles Rams, Nov 06, 2022  
1.0 vs. Oakland Raiders, Dec 08, 2016  
0.5 at Seattle Seahawks, Oct 06, 2024  
...3 more at 0.5.

**Passes Defensed** 1 at Dallas Cowboys, Nov 28, 2024  
1 at Seattle Seahawks, Oct 06, 2024  
1 at Dallas Cowboys, Nov 12, 2023

**Forced Fumbles** 1 vs. Carolina Panthers, Jan 09, 2022  
**Fumble Recoveries** 1 vs. New York Giants, Sep 22, 2019  
**Tackles For Loss** 2 at Denver Broncos, Nov 27, 2016  
1 vs. Philadelphia Eagles, Oct 20, 2024  
1 at Dallas Cowboys, Nov 12, 2023  
1 at Cleveland Browns, Nov 27, 2022  
...11 more at 1.

**SINGLE-GAME HIGHS - POSTSEASON: DEFENSIVE**

**Total Tackles** 4 vs. Los Angeles Rams, Jan 23, 2022  
 2 at Washington Football Team, Jan 09, 2021  
 1 at New Orleans Saints, Jan 17, 2021  
 1 vs. Pittsburgh Steelers, Jan 15, 2017  
**Solo Tackles** 2 vs. Los Angeles Rams, Jan 23, 2022

**Tackles For Loss** 2 vs. Los Angeles Rams, Jan 23, 2022

**2024 GAME-BY-GAME REGULAR-SEASON STATISTICS (GIANTS)**

DATE	OPPONENT	P/S	TACKLES								INTERCEPTIONS					O. FUMB				ST				MISC		W/L	SCORE	
			TK	S	A	SK	YDS	TFL	YDS	QBH	NO	YDS	LG	TD	PD	FF	FR	TD	YDS	TK	S	A	FF	FR	S			A
09/08	Vikings	S	5	3	2	0.0	0.0	0	0	0	0	0	0	0	0	0	0	0	0	0	0	0	0	0	0	0	L	6-28
09/15	at Commanders	S	4	1	3	0.0	0.0	0	0	0	0	0	0	0	0	0	0	0	0	0	0	0	0	0	0	L	18-21	
09/22	at Browns	S	5	0	5	0.5	1.0	0	0	1	0	0	0	0	0	0	0	0	0	0	0	0	0	0	0	W	21-15	
09/26	Cowboys	S	2	0	2	0.0	0.0	0	0	0	0	0	0	0	0	0	0	0	0	0	0	0	0	0	0	L	15-20	
10/06	at Seahawks	S	3	2	1	0.5	0.0	0	0	1	0	0	0	0	1	0	0	0	0	0	0	0	0	0	0	W	29-20	
10/13	Bengals	S	2	0	2	0.0	0.0	0	0	1	0	0	0	0	0	0	0	0	0	0	0	0	0	0	0	L	7-17	
10/20	Eagles	S	5	3	2	0.0	0.0	1	1	0	0	0	0	0	0	0	0	0	0	0	0	0	0	0	0	L	3-28	
10/28	at Steelers	S	2	0	2	0.0	0.0	0	0	1	0	0	0	0	0	0	0	0	0	0	0	0	0	0	0	L	18-26	
11/03	Commanders	S	5	0	5	0.0	0.0	0	0	0	0	0	0	0	0	0	0	0	0	0	0	0	0	0	0	L	22-27	
11/10	at Panthers	S	4	1	3	0.0	0.0	0	0	1	0	0	0	0	0	0	0	0	0	0	0	0	0	0	0	L	17-20+	
11/24	Buccaneers	S	4	0	4	0.0	0.0	0	0	0	0	0	0	0	0	0	0	0	0	0	0	0	0	0	0	L	7-30	
11/28	at Cowboys	S	4	1	3	0.0	0.0	0	0	0	0	0	0	0	1	0	0	0	0	0	0	0	0	0	0	L	20-27	
<b>2024 TOTALS</b>		<b>12-12</b>	<b>45</b>	<b>11</b>	<b>34</b>	<b>1.0</b>	<b>1.0</b>	<b>1</b>	<b>1</b>	<b>5</b>	<b>0</b>	<b>0</b>	<b>0</b>	<b>0</b>	<b>2</b>	<b>0</b>	<b>0</b>	<b>0</b>	<b>0</b>	<b>0</b>	<b>0</b>	<b>0</b>	<b>0</b>	<b>0</b>	<b>0</b>	<b>2-10</b>		

+ - Overtime



# BOBBY OKEREKE

(oh-care-uh-KAY)

HEIGHT: 6-2  
WEIGHT: 235  
COLLEGE: STANFORD  
HOW ACQUIRED: FA-'23  
NFL EXP.: 6TH YEAR  
GIANTS EXP.: 2ND YEAR

ILB

58

## TRANSACTIONS

- » Originally a 3rd-round (89th pick overall) draft choice by the Indianapolis Colts in 2019...Signed as a free agent by the Giants on March 16, 2023.

## 2024 SEASON HIGHLIGHTS

- » Tallied 11 tackles with 4 solo stops in Week 10 versus Carolina (11/10). This marked Okereke's second game this season recording double-digit tackles.
- » Posted a team-high 14 tackles (seven solo), one forced fumble, one fumble recovery and 0.5 sack in Week 8 against Pittsburgh (10/28)...Okereke becomes the first player in NFL history to record at least 14 tackles, one forced fumble, one fumble recovery and 0.5 sack in a game since Pittsburgh's Ryan Shazier did it vs. San Francisco on 9/20/2015.
- » Recorded five tackles, one pass defended and one forced fumble in Week 5 against Cincinnati (10/13).
- » Tallied 6 tackles (5 solo), one tackle for loss and one pass defended in Week 4 against Dallas (9/26).
- » In Week 2 versus Washington (9/15), Okereke recorded eight tackles, two tackles for loss, one sack and one quarterback hit.

## CAREER HIGHLIGHTS

- » Has played in 93 regular-season games with 78 starts for Indianapolis and the Giants...Played in one postseason game for the Colts...Career totals include 662 tackles (432 solo), 30 tackles for loss, 29 passes defended, 12 quarterback hits, 11 forced fumbles, 7 fumble recoveries, 6.5 sacks and 5 interceptions...In the playoffs, he has 4 tackles (3 solo).
- » In 2023, Okereke played 100% of defensive snaps (1,128 snaps) for the Giants, making him one of two defensive players in the NFL to play every snap last season.
- » In his first season with the Giants in 2023, started all 17 games...Joined former teammate Xavier McKinney as the only NFL defensive players to play every snap (1,128 snaps)...Totaled a team-high 149 tackles (92 solo) which ranked 9th in the NFL and tied his single-season career-high for tackles, set the previous season in Indianapolis...Recorded double-digit tackle totals in 7 games...Produced 11 tackles for loss, 10 passes defended, 6 quarterback hits, 4 forced fumbles and a career-high tying 2 interceptions...His 4 forced fumbles tied for 5th-most in the NFL and his 10 passes defended tied for 2nd in the NFL among linebackers...Was the only player in the NFL with 140-plus tackles, 10+ tackles for loss, and 10+ passes defended.
- » Recorded 8 tackles (5 solo) and one forced fumble in his Giants debut vs. Dallas (9/10)...Began a streak of 4 consecutive games with 10+ tackles with 10 (6 solo) vs. Seattle (10/2)...Tallied 10 tackles (4 solo) 2 passes defended, and one interception of a Tua Tagovailoa pass he returned 7 yards at Miami (10/8)...Followed 11 tackles (8 solo), 2 tackles for loss, 2 passes defended and one forced fumble at Buffalo (10/15)...Became the 4th player in franchise history to record 10-plus tackles, 2-plus passes defended and one-plus forced fumbles in a game...Collected 11 tackles (7 solo) vs. Washington (10/22).
- » Made a season-high 14 tackles (6 solo) and a career-high 2 forced fumbles at Washington (11/19)...Became the 10th player since 1970 to record 14-plus tackles and 2-plus forced fumbles in a game...Recorded 8 tackles (7 solo), 2 passes defended, and intercepted a Mac Jones pass he returned 55 yards to set up the Giants' only touchdown vs. New England (11/26)...Had 10 tackles (8 solo) and one pass defended at Philadelphia (12/25)...Recorded a career-high 1.5 sacks as part of his 9 tackles (2 solo), and 2 quarterback vs. the Rams (12/31)...Recorded 8 tackles (5 solo), 1.0 sack, one quarterback hit, and one pass defended vs. Philadelphia (1/7).
- » In 2022, played in 17 games with 16 starts for Indianapolis...Did not start vs. Tennessee (10/2)...Recorded career-high totals of 149 tackles and 97 solo stops, 6 tackles for loss, 5 passes defended, 2 forced fumbles and 2 fumble recoveries.
- » Had 11 tackles (9 solo) at Jacksonville (9/18)...Posted 13 tackles (8 solo), including one for a 5-yard loss, vs. Jacksonville (10/16)...Recorded 10 tackles (6 solo) and also defended 2 passes at Tennessee (10/23)...Tallied a career-high 17 tackles (13 solo), including 2 for loss, and a forced fumble at the Giants (1/1).
- » In 2021, started all 17 games for Indianapolis...Led the team in total (130) and solo tackles (88), and had 3 tackles for loss, 1.0 sack, 2 interceptions, 4 passes defended and 2 quarterback hits...Ranked 9th in the NFL in solo tackles...Recorded a then career-high 14 tackles (9 solo) vs. Houston (10/17).
- » In 2020, played in 14 games with 8 starts and played in one postseason game for Indianapolis...Finished with 72 tackles (57 solo), 4 tackles for loss, one interception, 6 passes defended, one quarterback hit and 2 fumble recoveries.
- » Tallied 8 tackles (6 solo), including one for loss, at Chicago (10/4)...Led the team with 10 tackles (8 solo) at Cleveland (10/11)...Also intercepted a Baker Mayfield pass and returned it for 7 yards...In his first career playoff appearance, had 4 tackles (3 solo) in the AFC Wild Card Game at Buffalo (1/9).
- » As a rookie in 2019, played in 16 games with 8 starts...Collected 58 tackles (43 solo), 2 tackles for loss, 1.0 sack, 2 passes defended, one quarterback hit, 2 forced fumbles and one fumble recovery.

» Had one tackle for loss in his NFL debut, at the Chargers (9/8)...Totaled 8 tackles (6 solo) in his first career start, vs. Atlanta (9/22).

## COLLEGE

» Played in 51 games in 5 seasons at Stanford...Totaled 240 tackles (114 solo), 19 tackles for loss, 10.5 sacks, one interception, 9 passes defended, 3 forced fumbles and one fumble recovery...As a fifth-year senior in 2018, started all 13 games and was named a team captain...Recorded 96 tackles (52 solo), 7.5 tackles for loss, five passes defended, 4.5 sacks, 3 quarterback hurries, 2 forced fumbles, one fumble recovery and one safety...Was an All-PAC-12 honorable mention, Lott IMPACT Trophy quarterfinalist, Butkus and Bednarik Award watch list...In 2017, played in 14 games, making 96 tackles (48 solo), 7.5 tackles for loss, 4.0 sacks, 4 quarterback hurries, one forced fumble and one interception, which he returned for a touchdown...Was named an All-PAC-12 honorable mention...In 2016, started all 13 games as a junior, tallying 41 tackles (12 solo), 4.0 tackles for loss, 3.0 sacks, one pass defended and one quarterback hurry...In 2015, played in 11 games, making 7 tackles (2 solo) and one pass defended...Redshirted his freshman year.

## OFF-THE-FIELD ACTIVITY

» Visited Lagos, Nigeria with teammate Kayvon Thibodeaux to help expand the game through the National Football League's Africa program...Joined Diana Flores, the quarterback of the Mexican National Girls Flag Football Team, for a clinic with the Paterson (N.J.) Recreation girls flag football program, which was attended by more than 200 athletes from 8 teams... Participated in the Xavier McKinney Back to School Bash, where players handed out backpacks and other school supplies to 300 local kids at the Boys and Girls Club of Clifton (N.J.)...Met with members from the Wounded Warriors Project during their visit to the Quest Diagnostics Training Center to watch practice and enjoy a day with the Giants...Visited the Boys & Girls Club of Clifton (N.J.) to meet with 100 kids for a reading event and introduced a newly donated reading room and outdoor garden reading bench...Teamed up with Bob's Furniture and LISC of Newark to accompany a new homebuyer in Newark as she was surprised with a shopping spree at Bob's Furniture, and unveiled her newly furnished home in front of loved ones and community members...Participated in Jingle Jam, where he helped spread holiday joy to more than 500 New Jersey foster children, spending time with them and assisting with the gift distribution... Represented Sephardic Bikur Holim during the NFL's Week 13 My Cause My Cleats initiative.

## PERSONAL

» Management, science and engineering major...Born Robert Nnanna Okereke in San Mateo, Calif.... First generation American...4-year varsity letter winner...Attended Foothill High School in Calif. and played under head coach Doug Case... Recorded 162 career tackles, 9.0 sacks, 4 interceptions, 7 passes defended and 2 interceptions returned for a touchdown...PrepStar All-America and National Football Foundation Scholar-Athlete Award winner (Orange County Chapter)...Awarded the 2014 Watkins Award, which recognizes "exceptionally talented African-American male athletes who, by their example, help promote high academic standards and a commitment to community service"...2013 Los Angeles Times All-Area first team, MaxPreps All-State Division II first team, Century League Player of the Year...2012 All-Century League first team...2011 Sophomore Varsity Rookie of the Year....2010 Foothill Coaches' Award...2014 Semper Fidelis All-America Game West team's defensive MVP...Earned the rank of Eagle Scout in 2013...His cousin, Amobi Okugo, played soccer at UCLA and plays as a midfielder and defender for the Austin Bold FC in the USL Championships league.

### BOBBY OKEREKE'S NFL REGULAR SEASON DEFENSIVE STATISTICS

DATE	TEAM	GP	GS	TACKLES								INTERCEPTIONS					O. FUMB				ST				MISC		
				TK	S	A	TFL	YDS	SK	YDS	QBH	NO	YDS	LG	TD	PD	FF	FR	TD	YDS	TK	S	A	FF	FR	S	A
2019	Colts	16	8	58	43	15	2	5	1.0	12.0	1	0	0	0	0	2	1	1	0	0	7	5	2	1	0	0	0
2020	Colts	14	8	72	57	15	4	8	0.0	0.0	1	1	7	7	0	6	0	2	0	0	0	0	0	0	0	0	0
2021	Colts	17	17	130	88	42	3	13	1.0	9.0	2	2	20	16	0	4	0	0	0	0	2	1	1	0	0	0	0
2022	Colts	17	16	149	97	52	6	15	0.0	0.0	0	0	0	0	0	5	2	2	0	0	2	2	0	0	0	0	0
2023	Giants	17	17	149	92	57	11	26	2.5	23.0	6	2	62	55	0	10	4	0	0	0	0	0	0	0	0	0	0
2024	Giants	12	12	93	47	46	6	14	2.0	4.0	2	0	0	0	0	3	3	2	0	1	0	0	0	0	0	0	0
<b>NFL TOTALS</b>		<b>93</b>	<b>78</b>	<b>651</b>	<b>424</b>	<b>227</b>	<b>32</b>	<b>81</b>	<b>6.5</b>	<b>48.0</b>	<b>12</b>	<b>5</b>	<b>89</b>	<b>55</b>	<b>0</b>	<b>30</b>	<b>10</b>	<b>7</b>	<b>0</b>	<b>1</b>	<b>11</b>	<b>8</b>	<b>3</b>	<b>1</b>	<b>0</b>	<b>0</b>	<b>0</b>

### BOBBY OKEREKE'S NFL POSTSEASON DEFENSIVE STATISTICS

DATE	TEAM	GP	GS	TACKLES								INTERCEPTIONS					O. FUMB				ST				MISC		
				TK	S	A	TFL	YDS	SK	YDS	QBH	NO	YDS	LG	TD	PD	FF	FR	TD	YDS	TK	S	A	FF	FR	S	A
2020	Colts	1	0	4	3	1	0	0	0.0	0.0	0	0	0	0	0	0	0	0	0	0	0	0	0	0	0	0	0
<b>NFL TOTALS</b>		<b>1</b>	<b>0</b>	<b>4</b>	<b>3</b>	<b>1</b>	<b>0</b>	<b>0</b>	<b>0.0</b>	<b>0.0</b>	<b>0</b>	<b>0</b>	<b>0</b>	<b>0</b>	<b>0</b>	<b>0</b>	<b>0</b>	<b>0</b>	<b>0</b>	<b>0</b>	<b>0</b>	<b>0</b>	<b>0</b>	<b>0</b>	<b>0</b>	<b>0</b>	<b>0</b>

**SINGLE-GAME HIGHS: DEFENSIVE**

**Total Tackles** 17 at New York Giants, Jan 01, 2023  
 14 at Pittsburgh Steelers, Oct 28, 2024  
 14 at Washington Commanders, Nov 19, 2023  
 14 vs. Houston Texans, Oct 17, 2021  
 13 vs. Jacksonville Jaguars, Oct 16, 2022

**Solo Tackles** 13 at New York Giants, Jan 01, 2023  
 10 vs. Tennessee Titans, Oct 31, 2021  
 9 at Jacksonville Jaguars, Sep 18, 2022  
 9 vs. Houston Texans, Oct 17, 2021  
 9 vs. Carolina Panthers, Dec 22, 2019

**Sacks** 1.5 vs. Los Angeles Rams, Dec 31, 2023  
 1.0 at Washington Commanders, Sep 15, 2024  
 1.0 vs. Philadelphia Eagles, Jan 07, 2024  
 1.0 at Tennessee Titans, Sep 26, 2021  
 ...1 more at 1.0.

**Passes Defensed** 2 vs. New England Patriots, Nov 26, 2023  
 2 at Buffalo Bills, Oct 15, 2023  
 2 at Miami Dolphins, Oct 08, 2023  
 ...2 more at 2.

**Forced Fumbles** 2 at Washington Commanders, Nov 19, 2023  
 1 vs. Tampa Bay Buccaneers, Nov 24, 2024  
 1 at Pittsburgh Steelers, Oct 28, 2024  
 1 vs. Cincinnati Bengals, Oct 13, 2024  
 ...5 more at 1.

**Fumble Recoveries** 1 at Pittsburgh Steelers, Oct 28, 2024  
 1 vs. Minnesota Vikings, Sep 08, 2024  
 1 at New England Patriots, Nov 06, 2022  
 ...4 more at 1.

**Tackles For Loss** 3 vs. New York Jets, Oct 29, 2023  
 2 at Dallas Cowboys, Nov 28, 2024  
 2 at Washington Commanders, Sep 15, 2024  
 2 at Buffalo Bills, Oct 15, 2023  
 ...3 more at 2.

**Interceptions** 1 vs. New England Patriots, Nov 26, 2023  
 1 at Miami Dolphins, Oct 08, 2023  
 1 vs. New England Patriots, Dec 18, 2021  
 ...2 more at 1.

**Interception Return Yards** 16 vs. New England Patriots, Dec 18, 2021  
 7 at Cleveland Browns, Oct 11, 2020  
 4 vs. New York Jets, Nov 04, 2021

**Special Teams Tackles** 1 vs. Pittsburgh Steelers, Nov 28, 2022  
 1 vs. Washington Commanders, Oct 30, 2022  
 1 vs. Las Vegas Raiders, Jan 02, 2022  
 ...8 more at 1.

**Special Teams Forced Fumbles** 1 at Houston Texans, Nov 21, 2019

**Longest Own Fumble Return** 11 vs. Baltimore Ravens, Nov 08, 2020

**SINGLE-GAME HIGHS - POSTSEASON: DEFENSIVE**

**Total Tackles** 4 at Buffalo Bills, Jan 09, 2021

**Solo Tackles** 3 at Buffalo Bills, Jan 09, 2021

**2024 GAME-BY-GAME REGULAR-SEASON STATISTICS (GIANTS)**

DATE	OPPONENT	P/S	TACKLES								INTERCEPTIONS					O. FUMB				ST		MISC			W/L	SCORE		
			TK	S	A	SK	YDS	TFL	YDS	QBH	NO	YDS	LG	TD	PD	FF	FR	TD	YDS	TK	S	A	FF	FR			S	A
09/08	Vikings	S	3	2	1	0.0	0.0	0	0	0	0	0	0	0	0	0	1	0	1	0	0	0	0	0	0	0	L	6-28
09/15	at Commanders	S	8	4	4	1.0	3.0	2	6	1	0	0	0	0	0	0	0	0	0	0	0	0	0	0	0	0	L	18-21
09/22	at Browns	S	8	1	7	0.5	1.0	0	0	1	0	0	0	0	0	0	0	0	0	0	0	0	0	0	0	W	21-15	
09/26	Cowboys	S	6	5	1	0.0	0.0	1	1	0	0	0	0	0	1	0	0	0	0	0	0	0	0	0	0	L	15-20	
10/06	at Seahawks	S	5	3	2	0.0	0.0	0	0	0	0	0	0	0	0	0	0	0	0	0	0	0	0	0	0	W	29-20	
10/13	Bengals	S	5	2	3	0.0	0.0	0	0	0	0	0	0	0	1	1	0	0	0	0	0	0	0	0	0	L	7-17	
10/20	Eagles	S	6	4	2	0.0	0.0	0	0	0	0	0	0	0	0	0	0	0	0	0	0	0	0	0	0	L	3-28	
10/28	at Steelers	S	14	7	7	0.5	0.0	0	0	0	0	0	0	0	0	1	1	0	0	0	0	0	0	0	0	L	18-26	
11/03	Commanders	S	9	5	4	0.0	0.0	1	2	0	0	0	0	0	0	0	0	0	0	0	0	0	0	0	0	L	22-27	
11/10	at Panthers	S	11	4	7	0.0	0.0	0	0	0	0	0	0	0	0	0	0	0	0	0	0	0	0	0	0	L	17-20+	
11/24	Buccaneers	S	9	5	4	0.0	0.0	0	0	0	0	0	0	0	0	1	0	0	0	0	0	0	0	0	0	L	7-30	
11/28	at Cowboys	S	9	5	4	0.0	0.0	2	5	0	0	0	0	0	1	0	0	0	0	0	0	0	0	0	0	L	20-27	
<b>2024 TOTALS</b>		<b>12-12</b>	<b>93</b>	<b>47</b>	<b>46</b>	<b>2.0</b>	<b>4.0</b>	<b>6</b>	<b>14</b>	<b>2</b>	<b>0</b>	<b>0</b>	<b>0</b>	<b>0</b>	<b>3</b>	<b>3</b>	<b>2</b>	<b>0</b>	<b>1</b>	<b>0</b>	<b>0</b>	<b>0</b>	<b>0</b>	<b>0</b>	<b>0</b>	<b>2-10</b>		

+ - Overtime





# DRU PHILLIPS

CB

22

HEIGHT: 5-11  
 WEIGHT: 190  
 COLLEGE: KENTUCKY  
 HOW ACQUIRED: D3-'24  
 NFL EXP.: R  
 GIANTS EXP.: R

## TRANSACTIONS

- » Originally a 3rd-round (70th pick overall) draft choice by the Giants in 2024.

## 2024 SEASON HIGHLIGHTS

- » 7th in tackles (55) among all rookies this season.
- » Totaled 8 tackles with 4 solo stops in Week 12 versus Tampa Bay (11/24).
- » Posted 4 tackles (3 solo) and one forced fumble in Week 10 versus Carolina (11/10).
- » Recorded 12 tackles (7 solo), two tackles for loss, one sack, and one quarterback hit in Week 2 versus Washington (9/15)...Phillips became the second Giants rookie since 1982 to produce at least 12 tackles and 1.0 sack in a game, joining OLB Kayvon Thibodeaux (at Washington, Dec. 18, 2022)...Phillips also became the third rookie cornerback since 1982 to accomplish this feat, joining Eric Wright (12 tackles, 1.0 sack at Pittsburgh on 11/11/2007) and D.J. Reed (12 tackles, 1.0 sack, vs. Denver on 12/9/2018).
- » Tallied 4 tackles (3 solo), one tackle for loss, and one forced fumble in NFL debut Week 1 against Minnesota (9/8)...He is the fourth Giant since 2000 to produce a forced fumble in his Giants rookie debut.

## CAREER HIGHLIGHTS

- » Phillips played in 38 games with 16 starts in 4 seasons at Kentucky...Career totals include 82 tackles (55 solo), 3 stops for loss and 10 passes defended.
- » In 2023, started all 12 games in which he played...Did not play vs. Alabama due to injury...Posted a career-high 47 tackles (33 solo), 1.5 tackles for loss, and was 2nd on the team with 5 passes defended...Played both outside corner and in the slot...had a career-high 7 tackles vs. Tennessee...Totaled 5 solo tackles, including one stop for loss, and broke up one pass, vs. Vanderbilt.
- » In 2022, played in all 13 games with 4 starts...Tallied 31 tackles (19 solo), 1.5 tackles for loss and 5 passes defended...Made 5 tackles and a pass defended in his first career start, vs. Miami (Ohio)...Broke up 2 passes vs. Tennessee...Collected a career-high 6 tackles, including 1.5 for loss, vs. Missouri...Named to SEC Fall Academic Honor Roll.
- » As a redshirt freshman in 2021, played in 9 games and had 3 tackles – one each vs. Georgia, New Mexico State, and Iowa.
- » In 2020, played in 4 games before being redshirted...Made his collegiate debut vs. Vanderbilt...Credited with his first tackle vs. South Carolina.

## PERSONAL

- » Graduated in December 2023 with a degree in integrated strategic communication...Starred at Mauldin (S.C.) High School...As a senior, contributed 38 tackles, 2 interceptions, 8 pass breakups, and one fumble recovery...Named 5A first-team all-state by the South Carolina Football Coaches Association...Selected to the Shrine Bowl of the Carolinas... As a junior, posted 29 tackles, 1.0 sack, one interception and one forced fumble...Varsity starter as a sophomore, when he finished with 50 tackles, 15 passes defended and one interception, earning all-region honors and helping the team to an 8-5 record... Three-year letterwinner on the track team...Ranked No. 1 nationally, 2-time state champion and 3-time all-region selection in the triple jump... Won the 2019 state championship with a jump of 49 feet, 4 inches...Son of Carlos and LaTonya Phillips...Carlos played linebacker at Kentucky and LaTonya was a standout athlete at Danville High School.

### DRU PHILLIPS' NFL REGULAR SEASON DEFENSIVE STATISTICS

DATE	TEAM	GP	GS	TACKLES							INTERCEPTIONS					O. FUMB				ST				MISC				
				TK	S	A	TFL	YDS	SK	YDS	QBH	NO	YDS	LG	TD	PD	FF	FR	TD	YDS	TK	S	A	FF	FR	S	A	
2024	Giants	11	5	55	34	21	6	15	1.0	5.0	1	0	0	0	0	0	2	0	0	0	0	0	0	0	0	0	0	0
<b>NFL TOTALS</b>		<b>11</b>	<b>5</b>	<b>55</b>	<b>34</b>	<b>21</b>	<b>6</b>	<b>15</b>	<b>1.0</b>	<b>5.0</b>	<b>1</b>	<b>0</b>	<b>0</b>	<b>0</b>	<b>0</b>	<b>0</b>	<b>2</b>	<b>0</b>	<b>0</b>	<b>0</b>	<b>0</b>	<b>0</b>	<b>0</b>	<b>0</b>	<b>0</b>	<b>0</b>	<b>0</b>	<b>0</b>

**SINGLE-GAME HIGHS: DEFENSIVE**

**Total Tackles** 12 at Washington Commanders, Sep 15, 2024  
 8 vs. Tampa Bay Buccaneers, Nov 24, 2024  
 7 at Pittsburgh Steelers, Oct 28, 2024  
 5 vs. Cincinnati Bengals, Oct 13, 2024  
 4 at Dallas Cowboys, Nov 28, 2024  
 ...3 more at 4.

**Solo Tackles** 7 at Washington Commanders, Sep 15, 2024  
 6 at Pittsburgh Steelers, Oct 28, 2024  
 4 at Dallas Cowboys, Nov 28, 2024  
 4 vs. Tampa Bay Buccaneers, Nov 24, 2024  
 3 at Carolina Panthers, Nov 10, 2024  
 ...1 more at 3.

**Sacks** 1.0 at Washington Commanders, Sep 15, 2024

**Forced Fumbles** 1 at Carolina Panthers, Nov 10, 2024  
 1 vs. Minnesota Vikings, Sep 08, 2024

**Tackles For Loss** 2 vs. Philadelphia Eagles, Oct 20, 2024  
 2 at Washington Commanders, Sep 15, 2024  
 1 vs. Cincinnati Bengals, Oct 13, 2024  
 1 vs. Minnesota Vikings, Sep 08, 2024

**2024 GAME-BY-GAME REGULAR-SEASON STATISTICS (GIANTS)**

DATE	OPPONENT	P/S	TACKLES								INTERCEPTIONS					O. FUMB				ST				MISC		W/L	SCORE										
			TK	S	A	SK	YDS	TFL	YDS	QBH	NO	YDS	LG	TD	PD	FF	FR	TD	YDS	TK	S	A	FF	FR	S			A									
09/08	Vikings	P	4	3	1	0.0	0.0	1	1	0	0	0	0	0	0	1	0	0	0	0	0	0	0	0	0	0	L	6-28									
09/15	at Commanders	S	12	7	5	1.0	5.0	2	7	1	0	0	0	0	0	0	0	0	0	0	0	0	0	0	0	L	18-21										
09/22	at Browns	S	1	0	1	0.0	0.0	0	0	0	0	0	0	0	0	0	0	0	0	0	0	0	0	0	0	W	21-15										
09/26	Cowboys		INACTIVE																																	L	15-20
10/06	at Seahawks	P	4	1	3	0.0	0.0	0	0	0	0	0	0	0	0	0	0	0	0	0	0	0	0	0	0	W	29-20										
10/13	Bengals	P	5	2	3	0.0	0.0	1	2	0	0	0	0	0	0	0	0	0	0	0	0	0	0	0	0	L	7-17										
10/20	Eagles	P	3	2	1	0.0	0.0	2	5	0	0	0	0	0	0	0	0	0	0	0	0	0	0	0	0	L	3-28										
10/28	at Steelers	S	7	6	1	0.0	0.0	0	0	0	0	0	0	0	0	0	0	0	0	0	0	0	0	0	0	L	18-26										
11/03	Commanders	P	3	2	1	0.0	0.0	0	0	0	0	0	0	0	0	0	0	0	0	0	0	0	0	0	0	L	22-27										
11/10	at Panthers	S	4	3	1	0.0	0.0	0	0	0	0	0	0	0	1	0	0	0	0	0	0	0	0	0	0	L	17-20+										
11/24	Buccaneers	P	8	4	4	0.0	0.0	0	0	0	0	0	0	0	0	0	0	0	0	0	0	0	0	0	0	L	7-30										
11/28	at Cowboys	S	4	4	0	0.0	0.0	0	0	0	0	0	0	0	0	0	0	0	0	0	0	0	0	0	0	L	20-27										
<b>2024 TOTALS</b>		<b>11-5</b>	<b>55</b>	<b>34</b>	<b>21</b>	<b>1.0</b>	<b>5.0</b>	<b>6</b>	<b>15</b>	<b>1</b>	<b>0</b>	<b>0</b>	<b>0</b>	<b>0</b>	<b>0</b>	<b>2</b>	<b>0</b>	<b>0</b>	<b>0</b>	<b>0</b>	<b>0</b>	<b>0</b>	<b>0</b>	<b>0</b>	<b>0</b>	<b>2-10</b>											

+ - Overtime



# JASON PINNOCK

[pin-nock]

HEIGHT: 6-0  
WEIGHT: 200  
COLLEGE: PITTSBURGH  
HOW ACQUIRED: W(NYJ)-'22  
NFL EXP.: 4TH YEAR  
GIANTS EXP.: 3RD YEAR

S

27

## TRANSACTIONS

- » Originally a 5th-round (175th pick overall) draft choice by the Jets in 2021...Released by the Jets on Aug. 30, 2022...Awarded off waivers to the Giants on Aug. 31, 2022.

## 2024 SEASON HIGHLIGHTS

- » Tallied 7 tackles, one tackle for loss, one quarterback hit and 1.0 sack in Week 3 at Cleveland (9/22)...Pinnock became the first Giants defensive back to record a sack in consecutive games since Antrell Rolle (at Philadelphia, Oct. 27, 2013 & vs. Oakland, Nov. 10, 2013).
- » Recorded 9 tackles (5 solo), 2 sacks, 2 tackles for loss, and 2 quarterback hits against Washington (9/15)...Pinnock is the 4th Giants defensive back to record 2.0+ sacks in a game. It was previously done by Bill Currier (at St. Louis, Dec. 26, 1982), Jason Sehorn (vs. Minnesota Sep. 29, 1996), and Tito Woolen (vs. Philadelphia Nov. 22, 1998). Pinnock is the only Giants defensive back to do this in the first half.

## CAREER HIGHLIGHTS

- » Has played in 53 regular-season games with 33 starts for the Jets and Giants and played in 2 postseason games for the Giants...Totals include 195 tackles (136 solo), 11 passes defended, 11 tackles for loss, 11 quarterback hits, 6.5 sacks, 5 forced fumbles and 2 interceptions, including one he returned 102 yards for a touchdown...Has one postseason tackle.
- » In 2023, started all 16 games in which he played...Missed the season finale vs. Philadelphia (1/7) after being placed on injured reserve on Jan. 6 with a toe injury...Finished 4th on the team with 85 tackles (59 solo), 6 passes defended, 6 tackles for loss, 4 quarterback hits, 2.0 sacks, 2 forced fumbles and 2 interceptions...Ranked 2nd in the league with 123 interception return yards.
- » Posted a career-high 13 total tackles (10 solo) and 3 tackles for loss vs. Arizona (9/17).
- » Recorded his first career interception when he picked off a Tua Tagovailoa pass and returning it for 102 yards and a touchdown at Miami (10/8)...The 102-yard return tied Pinnock with Erich Barnes (1961) for the longest touchdown in franchise history and was the longest interception return by any player in 2023...Added 4 solo tackles, one pass defended and one forced fumble.
- » Sacked Sam Howell for an 8-yard loss vs. Washington (10/22)...Intercepted a Jordan Love pass and returned it 21 yards vs. Green Bay (12/11) and returned it 21 yards...Tied for the team lead with 8 sacks (7 solo), including a 9-yard sack of David Carr, at New Orleans (12/17).
- » In his first season with the Giants in 2022, played in 14 regular-season games with 5 starts and played in both postseason games...Totaled 40 tackles (33 solo), 2 tackles for loss, 1.5 sacks, 4 quarterback hits, 3 passes defended and one forced fumble...Inactive with a shoulder injury vs. Carolina (9/18)...Inactive with an ankle injury at Jacksonville (10/23) and at Seattle (10/30).
- » Recovered a fumble on a muffed punt in the 4th quarter in his Giants debut, at Tennessee (9/11)...Recorded the first 1.5 sacks of his career, including a 10-yarder of Davis Mills, and tallied 4 tackles (3 solo) vs. Houston (11/13)...Posted 8 tackles (7 solo) in his first start as a Giant, at Dallas (11/24)...Made 3 tackles (one solo) and a pass defended vs. Washington (12/4)...Recorded a career-high 9 tackles (8 solo) vs. Philadelphia (12/11).
- » Made one special teams tackle in the NFC Wild Card Game at Minnesota (1/15)...Made one tackle in the divisional round at Philadelphia (1/21).
- » As a rookie in 2021, played in 12 games with 2 starts for the Jets...Inactive for 3 games, did not play in one game and was on the Reserve/COVID-19 list for another...Played both cornerback and safety...Registered 13 tackles (8 solo), one pass defended and 2 forced fumbles, plus 3 special teams tackles...Made his NFL debut at Denver (9/26)...Credited with his first tackle vs. Miami (11/21)...Made his first start, at safety, and had 4 tackles (2 solo) vs. Jacksonville (12/26)...Started at safety and collected a career-high 6 tackles (4 solo) at Buffalo (1/9).

## COLLEGE

- » Played in 43 games in 4 seasons at Pittsburgh and registered 54 tackles (46 solo), 6 interceptions, 19 passes defended and one fumble recovery...As a senior in 2020, played in 10 games and collected a career-best 17 tackles (15 solo), and led Pittsburgh with a career-high 3 interceptions.

## OFF-THE-FIELD ACTIVITY

- » Visited Windsor (Conn.) High School, his alma mater, to celebrate more than 300 girls from 12 high school teams that participated in the inaugural Connecticut Girls Flag Football tournament...Hosted a youth football camp in his hometown of Windsor, Conn....Met with members from the Wounded Warriors Project during their visit at the Quest Diagnostic Training Facility to watch practice and enjoy a day with the Giants...Represented the American Diabetes Association in honor of his father during Week 13 of the NFL season for My Cause My Cleats.

## PERSONAL

» Communication major...As a senior at Windsor High School in Conn., ranked 3rd in the state in receiving yards (1,172) with 59 receptions and 12 touchdowns...Scored 3 defensive touchdowns, 2 on fumble returns, and one on a 70-yard interception...Picked off 7 passes...Also blocked one punt...Named to the Connecticut High School Coaches Association (CHSCA) Top 20...All-Hartford Courant honoree as both a cornerback and wide receiver...Hartford Courant Defensive Player of the Year...All-Central Connecticut Conference (CCC) Division II East...Led Windsor to a 12-1 record and the Connecticut Class L championship game...Also a track and field standout...Son of Louis and Chantel Pinnock...Father was a 4-year football letterman at Indiana (1992-95)...Has one brother.

### JASON PINNOCK'S NFL REGULAR SEASON DEFENSIVE STATISTICS

DATE	TEAM	GP	GS	TACKLES							INTERCEPTIONS							O. FUMB					ST			MISC	
				TK	S	A	TFL	YDS	SK	YDS	QBH	NO	YDS	LG	TD	PD	FF	FR	TD	YDS	TK	S	A	FF	FR	S	A
2021	Jets	12	2	13	8	5	0	0	0.0	0.0	0	0	0	0	0	1	2	0	0	0	3	2	1	0	0	0	0
2022	Giants	14	5	40	33	7	2	12	1.5	16.0	4	0	0	0	0	3	1	0	0	0	1	1	0	0	1	0	0
2023	Giants	16	16	85	59	26	6	22	2.0	17.0	4	2	123	102t	1	6	2	0	0	0	0	0	0	0	0	0	0
2024	Giants	11	11	53	33	20	3	13	3.0	13.0	3	0	0	0	0	1	0	0	0	0	0	0	0	0	0	0	
<b>NFL TOTALS</b>		<b>53</b>	<b>34</b>	<b>191</b>	<b>133</b>	<b>58</b>	<b>11</b>	<b>47</b>	<b>6.5</b>	<b>46.0</b>	<b>11</b>	<b>2</b>	<b>123</b>	<b>102T</b>	<b>1</b>	<b>11</b>	<b>5</b>	<b>0</b>	<b>0</b>	<b>0</b>	<b>4</b>	<b>3</b>	<b>1</b>	<b>0</b>	<b>1</b>	<b>0</b>	<b>0</b>

### JASON PINNOCK'S NFL POSTSEASON DEFENSIVE STATISTICS

DATE	TEAM	GP	GS	TACKLES							INTERCEPTIONS							O. FUMB					ST			MISC	
				TK	S	A	TFL	YDS	SK	YDS	QBH	NO	YDS	LG	TD	PD	FF	FR	TD	YDS	TK	S	A	FF	FR	S	A
2022	Giants	2	0	1	0	1	0	0	0.0	0.0	0	0	0	0	0	0	0	0	0	0	1	1	0	0	0	0	0
<b>NFL TOTALS</b>		<b>2</b>	<b>0</b>	<b>1</b>	<b>0</b>	<b>1</b>	<b>0</b>	<b>0</b>	<b>0.0</b>	<b>0.0</b>	<b>0</b>	<b>0</b>	<b>0</b>	<b>0</b>	<b>0</b>	<b>0</b>	<b>0</b>	<b>0</b>	<b>0</b>	<b>0</b>	<b>1</b>	<b>1</b>	<b>0</b>	<b>0</b>	<b>0</b>	<b>0</b>	<b>0</b>

### SINGLE-GAME HIGHS: DEFENSIVE

**Total Tackles** 13 at Arizona Cardinals, Sep 17, 2023  
9 at Washington Commanders, Sep 15, 2024  
9 at Dallas Cowboys, Nov 12, 2023  
9 vs. Philadelphia Eagles, Dec 11, 2022  
8 at New Orleans Saints, Dec 17, 2023  
...1 more at 8.

**Solo Tackles** 10 at Arizona Cardinals, Sep 17, 2023  
8 at Washington Commanders, Sep 15, 2024  
8 vs. Philadelphia Eagles, Dec 11, 2022  
7 at New Orleans Saints, Dec 17, 2023  
7 at Dallas Cowboys, Nov 12, 2023  
...1 more at 7.

**Sacks** 2.0 at Washington Commanders, Sep 15, 2024  
1.5 vs. Houston Texans, Nov 13, 2022  
1.0 at Cleveland Browns, Sep 22, 2024  
1.0 at New Orleans Saints, Dec 17, 2023  
1.0 vs. Washington Commanders, Oct 22, 2023

**Passes Defensed** 2 vs. Green Bay Packers, Dec 11, 2023  
2 at Washington Commanders, Dec 18, 2022  
1 vs. Minnesota Vikings, Sep 08, 2024  
1 at Washington Commanders, Nov 19, 2023  
...5 more at 1.

**Forced Fumbles** 1 at Philadelphia Eagles, Dec 25, 2023  
1 at Miami Dolphins, Oct 08, 2023  
1 at Washington Commanders, Dec 18, 2022  
...2 more at 1.

**Tackles For Loss** 3 at Arizona Cardinals, Sep 17, 2023  
2 at Washington Commanders, Sep 15, 2024  
1 at Cleveland Browns, Sep 22, 2024  
1 at New Orleans Saints, Dec 17, 2023  
1 vs. New England Patriots, Nov 26, 2023  
...3 more at 1.

**Interceptions** 1 vs. Green Bay Packers, Dec 11, 2023  
1 at Miami Dolphins, Oct 08, 2023

**Special Teams Tackles** 1 vs. Washington Commanders, Dec 04, 2022  
1 at Miami Dolphins, Dec 19, 2021  
1 vs. Miami Dolphins, Nov 21, 2021  
...1 more at 1.

### SINGLE-GAME HIGHS - POSTSEASON: DEFENSIVE

**Special Teams Tackles** 1 at Minnesota Vikings, Jan 15, 2023

**2024 GAME-BY-GAME REGULAR-SEASON STATISTICS (GIANTS)**

DATE	OPPONENT	P/S	TACKLES								INTERCEPTIONS					O. FUMB				ST					MISC		W/L	SCORE
			TK	S	A	SK	YDS	TFL	YDS	QBH	NO	YDS	LG	TD	PD	FF	FR	TD	YDS	TK	S	A	FF	FR	S	A		
09/08	Vikings	S	2	2	0	0.0	0.0	0	0	0	0	0	0	0	1	0	0	0	0	0	0	0	0	0	0	0	L	6-28
09/15	at Commanders	S	9	8	1	2.0	8.0	2	8	2	0	0	0	0	0	0	0	0	0	0	0	0	0	0	0	L	18-21	
09/22	at Browns	S	6	2	4	1.0	5.0	1	5	1	0	0	0	0	0	0	0	0	0	0	0	0	0	0	0	W	21-15	
09/26	Cowboys	S	4	2	2	0.0	0.0	0	0	0	0	0	0	0	0	0	0	0	0	0	0	0	0	0	0	L	15-20	
10/06	at Seahawks	S	4	3	1	0.0	0.0	0	0	0	0	0	0	0	0	0	0	0	0	0	0	0	0	0	0	W	29-20	
10/13	Bengals	S	3	1	2	0.0	0.0	0	0	0	0	0	0	0	0	0	0	0	0	0	0	0	0	0	0	L	7-17	
10/20	Eagles	S	5	3	2	0.0	0.0	0	0	0	0	0	0	0	0	0	0	0	0	0	0	0	0	0	0	L	3-28	
10/28	at Steelers	S	5	4	1	0.0	0.0	0	0	0	0	0	0	0	0	0	0	0	0	0	0	0	0	0	0	L	18-26	
11/03	Commanders	S	5	3	2	0.0	0.0	0	0	0	0	0	0	0	0	0	0	0	0	0	0	0	0	0	0	L	22-27	
11/10	at Panthers										ON INACTIVE LIST															L	17-20+	
11/24	Buccaneers	S	5	2	3	0.0	0.0	0	0	0	0	0	0	0	0	0	0	0	0	0	0	0	0	0	0	L	7-30	
11/28	at Cowboys	S	5	3	2	0.0	0.0	0	0	0	0	0	0	0	0	0	0	0	0	0	0	0	0	0	0	L	20-27	
<b>2024 TOTALS</b>		<b>11-11</b>	<b>53</b>	<b>33</b>	<b>20</b>	<b>3.0</b>	<b>13.0</b>	<b>3</b>	<b>13</b>	<b>3</b>	<b>0</b>	<b>0</b>	<b>0</b>	<b>0</b>	<b>1</b>	<b>0</b>	<b>0</b>	<b>0</b>	<b>0</b>	<b>0</b>	<b>0</b>	<b>0</b>	<b>0</b>	<b>0</b>	<b>0</b>	<b>0</b>	<b>2-10</b>	

+ - Overtime



# JORDON RILEY

DT

HEIGHT: 6-5  
 WEIGHT: 315  
 COLLEGE: OREGON  
 HOW ACQUIRED: D7-'23  
 NFL EXP.: 2ND YEAR  
 GIANTS EXP.: 2ND YEAR

95

## TRANSACTIONS

- » Originally a 7th-round (243rd pick overall) draft choice by the Giants in 2023.

## CAREER HIGHLIGHTS

- » Has played in 16 games and made 13 tackles (7 solo), including one for lost yardage.
- » Made his NFL debut vs. Dallas (9/10), recording one tackle for loss...Made his first of 6 consecutive appearances vs. New England (11/26)...Registered a season-high 3 solo tackles vs. the Rams (12/31).

## COLLEGE

- » Played in 44 games during a collegiate career that took him to North Carolina, Garden City Community College in Kansas, Nebraska, and Oregon.
- » As a senior at Oregon in 2022, he played 13 games and was credited with 21 tackles (7 solo), 1.5 tackles for loss, a half-sack and one pass defended...Had at least one tackle in 12 of his 13 games with 6 multi-tackle performances...Played 331 snaps on defense and 70 on special teams...In 2021 at Nebraska, played in 10 games, recording 7 tackles, including one for loss...Academic All-Big Ten selection.
- » In 2020, played in six games in his first season at Nebraska...Recorded one tackle in his debut at Northwestern in his debut in a Cornhusker uniform...In 2019, played in 9 games at Garden City Community College...Finished with 26 tackles, 2.0 sacks and 3.5 tackles for loss...Was a leader on a Garden City defense that limited opponents to 289.0 yards of total offense and 125.0 rushing yards per game.
- » In 2018, took a redshirt season in his second year at North Carolina...In 2017, played in 5 games as a true freshman and tallied 6 tackles (3 solo).

## OFF-THE-FIELD ACTIVITY

- » Joined Project Kind, an organization to support those experiencing homelessness, to host an event with 125 people from the organization for a day of haircuts, spa treatments and lunch at MetLife stadium...The entire 2023 rookie class visited Harlem, where players were split into groups to visit 4 different schools and hosted a flag football clinic for 50 of the boys in the Harlem Giants program...To celebrate Halloween, dressed in costume to visit patients and distribute giftbags at Hackensack University Medical Center's Joseph M. Sanzari Children's Hospital...Continued the annual rookie Thanksgiving tradition at the Community Kitchen located at the Food Bank for New York City in Harlem to hand out turkeys and meals for people in need...Met with members from the Wounded Warriors Project during their visit to the Quest Diagnostics Training Center to watch practice and enjoy a day with the Giants...Participated in Jingle Jam, where he helped spread holiday joy to over 500 New Jersey foster children by spending time with them and assisting with the gift distribution.

## PERSONAL

- » Majored in child, youth and family studies... Nebraska Scholar-Athlete Honor Roll (Fall 2020; Spring 2020)...Graduated early from high school and enrolled at UNC in January, 2017...Played multiple positions on the defensive line...Missed the first 5 games of his senior season with a foot injury...Played his first year of football as a sophomore...Also played basketball for Riverside...Son of Reeshemah and James Kenan.

### JORDON RILEY'S NFL REGULAR SEASON DEFENSIVE STATISTICS

DATE	TEAM	GP	GS	TACKLES							INTERCEPTIONS						O. FUMB				ST				MISC							
				TK	S	A	TFL	YDS	SK	YDS	QBH	NO	YDS	LG	TD	PD	FF	FR	TD	YDS	TK	S	A	FF	FR	S	A					
2023	Giants	8	0	8	4	4	1	0	0.0	0.0	0	0	0	0	0	0	0	0	0	0	0	0	0	0	0	0	0	0	0	0	0	0
2024	Giants	8	0	5	3	2	0	0	0.0	0.0	0	0	0	0	0	0	0	0	0	0	0	0	0	0	0	0	0	0	0	0	0	
<b>NFL TOTALS</b>		<b>16</b>	<b>0</b>	<b>13</b>	<b>7</b>	<b>6</b>	<b>1</b>	<b>0</b>	<b>0.0</b>	<b>0.0</b>	<b>0</b>	<b>0</b>	<b>0</b>	<b>0</b>	<b>0</b>	<b>0</b>	<b>0</b>	<b>0</b>	<b>0</b>	<b>0</b>	<b>0</b>	<b>0</b>	<b>0</b>	<b>0</b>	<b>0</b>	<b>0</b>	<b>0</b>	<b>0</b>	<b>0</b>	<b>0</b>	<b>0</b>	

**SINGLE-GAME HIGHS: DEFENSIVE**

**Total Tackles** 3 vs. Los Angeles Rams, Dec 31, 2023  
 2 at New Orleans Saints, Dec 17, 2023  
 1 at Washington Commanders, Sep 15, 2024  
 1 vs. Minnesota Vikings, Sep 08, 2024  
 1 at Philadelphia Eagles, Dec 25, 2023  
 ...2 more at 1.

**Solo Tackles** 1 vs. Philadelphia Eagles, Oct 20, 2024  
 1 at Washington Commanders, Sep 15, 2024  
 1 vs. Minnesota Vikings, Sep 08, 2024  
 ...4 more at 1.

**2024 GAME-BY-GAME REGULAR-SEASON STATISTICS (GIANTS)**

DATE	OPPONENT	P/S	TACKLES							INTERCEPTIONS					O. FUMB				ST				MISC		W/L	SCORE		
			TK	S	A	SK	YDS	TFL	YDS	QBH	NO	YDS	LG	TD	PD	FF	FR	TD	YDS	TK	S	A	FF	FR			S	A
09/08	Vikings	P	1	1	0	0.0	0.0	0	0	0	0	0	0	0	0	0	0	0	0	0	0	0	0	0	0	0	L	6-28
09/15	at Commanders	P	1	1	0	0.0	0.0	0	0	0	0	0	0	0	0	0	0	0	0	0	0	0	0	0	0	0	L	18-21
09/22	at Browns	P	0	0	0	0.0	0.0	0	0	0	0	0	0	0	0	0	0	0	0	0	0	0	0	0	0	0	W	21-15
09/26	Cowboys	P	0	0	0	0.0	0.0	0	0	0	0	0	0	0	0	0	0	0	0	0	0	0	0	0	0	0	L	15-20
10/06	at Seahawks	P	0	0	0	0.0	0.0	0	0	0	0	0	0	0	0	0	0	0	0	0	0	0	0	0	0	0	W	29-20
10/13	Bengals	P	0	0	0	0.0	0.0	0	0	0	0	0	0	0	0	0	0	0	0	0	0	0	0	0	0	0	L	7-17
10/20	Eagles	P	2	1	1	0.0	0.0	0	0	0	0	0	0	0	0	0	0	0	0	0	0	0	0	0	0	0	L	3-28
10/28	at Steelers																										L	18-26
11/03	Commanders																										L	22-27
11/10	at Panthers																										L	17-20+
11/24	Buccaneers																										L	7-30
11/28	at Cowboys	P	1	0	1	0.0	0.0	0	0	0	0	0	0	0	0	0	0	0	0	0	0	0	0	0	0	0	L	20-27
<b>2024 TOTALS</b>			<b>8-0</b>	<b>5</b>	<b>3</b>	<b>2</b>	<b>0.0</b>	<b>0.0</b>	<b>0</b>	<b>0</b>	<b>0</b>	<b>0</b>	<b>0</b>	<b>0</b>	<b>0</b>	<b>0</b>	<b>0</b>	<b>0</b>	<b>0</b>	<b>0</b>	<b>0</b>	<b>0</b>	<b>0</b>	<b>0</b>	<b>0</b>	<b>0</b>	<b>2-10</b>	

+ - Overtime



# WAN'DALE ROBINSON

[WAN-Dale]

HEIGHT: 5-8  
WEIGHT: 185  
COLLEGE: KENTUCKY  
HOW ACQUIRED: D2-'22  
NFL EXP.: 3RD YEAR  
GIANTS EXP.: 3RD YEAR

WR

17

## TRANSACTIONS

- » Originally a 2nd-round (43rd pick overall) draft choice by the Giants in 2022.

## 2024 SEASON HIGHLIGHTS

- » Has the 2nd-most third-down receptions in the NFL with 24.
- » Tallied 5 receptions for 47 yards in Week 12 against Tampa Bay (11/24)...Robinson recorded his ninth game with at least five receptions which is tied with WR Ja'Marr Chase, WR CeeDee Lamb and WR Garrett Wilson for the most in the NFL this season.
- » Recorded 5 receptions for 51 yards in Week 10 vs. Carolina (11/10)...This was Robinson's 8th game with at least 5 receptions which is tied with RB Alvin Kamara, WR Justin Jefferson, WR CeeDee Lamb and TE Brock Bowers for the 2nd-most in the NFL this season.
- » Had 5 receptions for 30 yards in Week 8 against Pittsburgh (10/28)...This marked Robinson's 6th consecutive game with 5-plus receptions becoming the first Giant since Odell Beckham Jr. in 2018 to have 6 consecutive games in a single season with 5-plus receptions.
- » Posted five receptions for 50 yards on 11 targets in Week 6 against Cincinnati (10/13)...With 50 receiving yards, Robinson surpassed 1,000 receiving yards for his career.
- » Logged career highs in receptions, 11, and targets, 14, for 71 yards in Week 4 against Dallas (9/26)...8 of his 11 receptions came on third-down over doubling his lead leading total (15)...Through 25 games played, Robinson has recorded 109 receptions, which is the sixth-most by a Giant in their first 25 career games.
- » Secured seven of eight targets for 61 yards and four first downs in Week 3 at Cleveland (9/22).
- » Caught 4 passes for 18 yards and recorded his first receiving touchdown of the season against Washington (9/15).
- » Lead the team in receptions (6) and targets (12) against Minnesota (9/8).

## CAREER HIGHLIGHTS

- » Has played in 33 games with 15 starts in 3 seasons with the Giants...Has caught 146 passes for 1,199 yards (8.2-yard avg.) and 4 touchdowns...Added 14 rushing attempts for 104 yards and one score.
- » In 2023, played in 15 games with 8 starts...Inactive for the season's first 2 games after being activated off the reserve/physically unable to perform list...Caught a team-high 60 passes for 525 yards (8.8-yard avg.) and one touchdown...Rushed 9 times for 87 yards (9.7-yard avg.) and one touchdown...Became the first Giants wide receiver since Amani Toomer in 2000 to record 500+ receiving yards and 80+ rushing yards in a season...Owned the 2nd-highest catch percentage (76.9%; 60 receptions on 78 targets) among wide receivers with at least 50 targets.
- » Caught 4 passes for 21 yards at San Francisco (9/21) in his first appearance since tearing his ACL on Nov. 20, 2022...Led the team with a season-high 8 receptions, for 62 yards, at Buffalo (10/15)...Scored his first touchdown of the season on a 9-yard pass from Tommy DeVito at Las Vegas (11/5).
- » Totaled a career-high 115 scrimmage yards vs. Green Bay (12/11)...Caught 6 passes for 79 yards and ran twice for 36 yards, including a 32-yard rush that set the Giants offense up to tie the game at 7-7...It was the longest rush by a Giants wide receiver since Jerrel Jernigan ran for a 49-yard touchdown on Dec. 29, 2013.
- » Caught 6 passes for 55 yards and scored on a 24-yard run vs. the Rams (12/31)...It was the first rushing touchdown by a Giants receiver since Sterling Shepard scored on a 23-yard run vs. Dallas on Jan. 3, 2021 and the longest touchdown run by a Giants wideout since Jernigan's 49-yarder against Washington in 2013.
- » Registered a season-high 85 receiving yards on 5 catches vs. Philadelphia (1/7)...His 17.0-yard receiving average was the 2nd-highest total of his career.
- » As a rookie in 2022, played in 6 games with 3 starts...Totaled 23 receptions for 227 yards (9.9-yard avg.) and one touchdown and had 2 carries for minus-1 yard.
- » Caught one pass for 5 yards in his NFL debut at Tennessee (9/11)...Injured his knee in the game and was inactive for the next 4 games...Returned vs. Baltimore (10/16) and scored his first NFL touchdown on a 5-yard reception while catching 3 passes for 37 yards.
- » Led the Giants with 6 receptions for 50 yards at Jacksonville (10/23)...Started for the first time and had 2 catches for 15 yards at Seattle (10/30)...Caught 2 passes for 20 yards vs. Houston (11/13).
- » Led the Giants with career-high totals in receptions (9) and yards (100), including a then career-long 19-yarder, in his 3rd consecutive start, vs. Detroit (11/20)...It was the most receptions by a Giants player since Shepard had 10 vs. the Rams on Oct. 17, 2021...Left the game with a torn ACL and was placed on injured reserve on Nov. 21.

## COLLEGE



- » In 3 collegiate seasons – 2 at Nebraska and one at Kentucky - Robinson played in 31 games with 24 starts and caught 195 passes for 2,248 yards (11.5-yard avg.) and 10 touchdowns...Added 141 rushing attempts for 691 yards and 4 touchdowns, plus 7 punt returns and 11 kickoff returns.
- » In 2021 at Kentucky, played in all 13 games with 12 starts and set career highs with a school-record 104 receptions, 1,334 yards and 7 touchdowns...Also had 7 rushing attempts for 111 yards (15.9-yard avg.) and 6 punt returns for 20 yards...Named 2nd-team All-SEC... Ranked 4th nationally and 2nd in the SEC in receptions per game (8.0)..Ranked 11th nationally and 2nd in the SEC in total receiving yards (1,334) and 12th nationally and 2nd in the conference in receiving yards per game (102.6).
- » Became the 6th player in SEC history to catch at least 100 passes in a season...Had 6 100-yard games...Caught at least 4 passes in 13 straight games.
- » Named the MVP of the Vrbo Citrus Bowl after setting Kentucky bowl records with 10 receptions for 170 yards vs. Iowa...Caught 8 passes for a career-best 181 yards vs. New Mexico State...Collected 9-plus catches in 3 straight games (Georgia, Mississippi State, Tennessee), the first Wildcat to do that since Anthony White in 1998...Recorded a career-high 13 catches, for 166 yards, including one touchdown, vs. Tennessee...Caught a team-high 12 passes at No. 1 Georgia, including a one-yard touchdown catch...His 12 receptions are the most for a UK player vs. a No. 1-ranked opponent in school history.
- » As a sophomore at Nebraska in 2020, started all 8 games...Led the Huskers with 51 catches, 461 receiving yards and 696 all-purpose yards...In 2019, played in 10 games with 4 starts – 3 at wide receiver and one at running back...Named a 2nd-team freshman All-American, an honorable-mention All-Big Ten selection, and was a 2-time Big Ten Freshman of the Week...One of 4 finalists for the Paul Hornung Award, given to the nation's most versatile player...Caught 40 passes for 443 yards and 2 touchdowns while rushing for 340 yards and 3 scores...The 40 catches and 443 receiving yards were the most by a true freshman in Nebraska history.

## OFF-THE-FIELD ACTIVITY

- » With his father, co-founded the Wanda Joyce Robinson Foundation, which takes a holistic approach to breaking the generational cycle of incarceration...Attended the Giants Foundation Golf Classic which raised over \$400,000 for The Giants Foundation...Met with members from the Wounded Warriors Project during their visit at the Quest Diagnostic Training Facility to watch practice and enjoy a day with the Giants.

## PERSONAL

- » Communication major...State's consensus top player as a senior at Western Hills High School in Frankfort, Ky, where he totaled 8,582 scrimmage yards (6,795 rushing and 1,787 receiving) and 118 offensive touchdowns...His 781 career points rank No. 2 in Kentucky history...After serving as a backup as a freshman on varsity, Robinson rushed for 2,014 yards and 28 touchdowns as a sophomore, adding 28 receptions for 434 yards and 3 touchdowns...As a junior, he rushed for 2,330 yards and 33 touchdowns and caught 25 passes for 343 yards and 6 scores...In his senior season, Robinson earned Kentucky's Mr. Football and the Gatorade Kentucky Player of the Year after finishing with 1,973 rushing yards, 725 receiving yards and 47 total touchdowns (30 rushing, 11 receiving, 2 punt returns, 2 touchdown passes, one interception and one fumble recovery)...On defense, Robinson accounted for 113 tackles, 12.0 tackles for loss, and 3 interceptions as a senior... One of 5 finalists for the 2019 All-American Bowl Player-of-the-Year award, which is presented annually to the nation's most outstanding high school senior...Also lettered in track as a junior and participated in relays...Son of Victoria Davis and Dale Robinson...His dad played football at Western Kentucky...Has one younger sister, Eliza.

### WAN'DALE ROBINSON'S NFL REGULAR SEASON RUSHING/RECEIVING STATISTICS

DATE	TEAM	GP	GS	RECEIVING					RUSHING				
				NO.	YDS.	AVG.	LG	TD	NO.	YDS.	AVG.	LG	TD
2022	Giants	6	3	23	227	9.9	19	1	2	-1	-0.5	4	0
2023	Giants	15	8	60	525	8.8	33	1	9	87	9.7	32	1
2024	Giants	12	4	63	447	7.1	23	2	3	18	6.0	14	0
<b>NFL TOTALS</b>		<b>33</b>	<b>15</b>	<b>146</b>	<b>1,199</b>	<b>8.2</b>	<b>33</b>	<b>4</b>	<b>14</b>	<b>104</b>	<b>7.4</b>	<b>32</b>	<b>1</b>

**SINGLE-GAME HIGHS: RUSHING/RECEIVING**

**Rush Attempts** 2 vs. Green Bay Packers, Dec 11, 2023  
 2 vs. New York Jets, Oct 29, 2023  
 1 vs. Los Angeles Rams, Dec 31, 2023  
 1 at Washington Commanders, Nov 19, 2023  
 ...5 more at 1.

**Rushing Yards** 36 vs. Green Bay Packers, Dec 11, 2023  
 24 vs. Los Angeles Rams, Dec 31, 2023  
 17 vs. New York Jets, Oct 29, 2023  
 14 vs. Minnesota Vikings, Sep 08, 2024  
 7 vs. Seattle Seahawks, Oct 02, 2023

**Longest Runs** 32 vs. Green Bay Packers, Dec 11, 2023  
 24t vs. Los Angeles Rams, Dec 31, 2023  
 14 vs. Minnesota Vikings, Sep 08, 2024  
 10 vs. New York Jets, Oct 29, 2023  
 7 vs. New York Jets, Oct 29, 2023  
 ...1 more at 7.

**Rushing TDs** 1 vs. Los Angeles Rams, Dec 31, 2023

**Receptions** 11 vs. Dallas Cowboys, Sep 26, 2024  
 9 vs. Detroit Lions, Nov 20, 2022  
 8 at Buffalo Bills, Oct 15, 2023  
 7 at Cleveland Browns, Sep 22, 2024  
 6 vs. Philadelphia Eagles, Oct 20, 2024  
 ...5 more at 6.

**Receiving Yards** 100 vs. Detroit Lions, Nov 20, 2022  
 85 vs. Philadelphia Eagles, Jan 07, 2024  
 79 vs. Green Bay Packers, Dec 11, 2023  
 71 vs. Dallas Cowboys, Sep 26, 2024  
 62 at Buffalo Bills, Oct 15, 2023

**Receiving Average** 17.0 vs. Philadelphia Eagles, Jan 07, 2024  
 13.2 vs. Green Bay Packers, Dec 11, 2023  
 12.3 vs. Baltimore Ravens, Oct 16, 2022  
 11.7 at Washington Commanders, Nov 19, 2023  
 11.1 vs. Detroit Lions, Nov 20, 2022

**Longest Receptions** 33 vs. Philadelphia Eagles, Jan 07, 2024  
 32 vs. Green Bay Packers, Dec 11, 2023  
 26 vs. Philadelphia Eagles, Jan 07, 2024  
 25 vs. Green Bay Packers, Dec 11, 2023  
 23 at Carolina Panthers, Nov 10, 2024

**Receiving TDs** 1 at Seattle Seahawks, Oct 06, 2024  
 1 at Washington Commanders, Sep 15, 2024  
 1 at Las Vegas Raiders, Nov 05, 2023  
 ...1 more at 1.

**All-Purpose Yards** 115 vs. Green Bay Packers, Dec 11, 2023  
 104 vs. Detroit Lions, Nov 20, 2022  
 85 vs. Philadelphia Eagles, Jan 07, 2024  
 79 vs. Los Angeles Rams, Dec 31, 2023  
 71 vs. Dallas Cowboys, Sep 26, 2024

**Most TDs** 1 at Seattle Seahawks, Oct 06, 2024  
 1 at Washington Commanders, Sep 15, 2024  
 1 vs. Los Angeles Rams, Dec 31, 2023  
 ...2 more at 1.

**100-YARD RECEIVING GAMES (1): REGULAR SEASON**

DATE	TEAM	NO.	YDS.	AVG.	LG	TD
11/20/22	LIONS	9	100	11.1	19	0

**2022 GAME-BY-GAME REGULAR-SEASON STATISTICS (GIANTS)**

DATE	OPPONENT	P/S	RECEIVING					RUSHING					W/L/T	SCORE	
			NO.	YDS.	AVG.	LG	TD	NO.	YDS.	AVG.	LG	TD			
09/11	at Titans	P	1	5	5.0	5	0	0	0	0.0	0	0	0	W	21-20
09/18	Panthers													W	19-16
09/26	Cowboys													L	16-23
10/02	Bears													W	20-12
10/09	at Packers													W	27-22
10/16	Ravens	P	3	37	12.3	17	1	0	0	0.0	0	0	0	W	24-20
10/23	at Jaguars	P	6	50	8.3	17	0	0	0	0.0	0	0	0	W	23-17
10/30	at Seahawks	S	2	15	7.5	9	0	0	0	0.0	0	0	0	L	13-27
11/13	Texans	S	2	20	10.0	11	0	1	-5	-5.0	-5	0	0	W	24-16
11/20	Lions	S	9	100	11.1	19	0	1	4	4.0	4	0	0	L	18-31
11/24	at Cowboys													L	20-28
12/04	Commanders													T	20-20
12/11	Eagles													L	22-48
12/18	at Commanders													W	20-12
12/24	at Vikings													L	24-27
01/01	Colts													W	38-10
01/08	at Eagles													L	16-22
<b>2022 TOTALS</b>		<b>6-3</b>	<b>23</b>	<b>227</b>	<b>9.9</b>	<b>19</b>	<b>1</b>	<b>2</b>	<b>-1</b>	<b>-0.5</b>	<b>4</b>	<b>0</b>	<b>0</b>	<b>9-7-1</b>	

**2023 GAME-BY-GAME REGULAR-SEASON STATISTICS (GIANTS)**

DATE	OPPONENT	P/S	RECEIVING					RUSHING					W/L	SCORE
			NO.	YDS.	AVG.	LG	TD	NO.	YDS.	AVG.	LG	TD		
09/10	Cowboys												L	0-40
09/17	at Cardinals												W	31-28
09/21	at 49ers	P	4	21	5.3	8	0	0	0	0.0	0	0	L	12-30
10/02	Seahawks	P	5	40	8.0	12	0	1	7	7.0	7	0	L	3-24
10/08	at Dolphins	S	5	18	3.6	7	0	1	1	1.0	1	0	L	16-31
10/15	at Bills	P	8	62	7.8	13	0	0	0	0.0	0	0	L	9-14
10/22	Commanders	P	1	22	22.0	22	0	0	0	0.0	0	0	W	14-7
10/29	Jets	S	0	0	0.0	0	0	2	17	8.5	10	0	L	10-13+
11/05	at Raiders	P	4	35	8.8	12	1	0	0	0.0	0	0	L	6-30
11/12	at Cowboys	P	2	6	3.0	6	0	1	0	0.0	0	0	L	17-49
11/19	at Commanders	S	3	35	11.7	21	0	1	2	2.0	2	0	W	31-19
11/26	Patriots	S	4	26	6.5	11	0	0	0	0.0	0	0	W	10-7
12/11	Packers	S	6	79	13.2	32	0	2	36	18.0	32	0	W	24-22
12/17	at Saints	S	4	25	6.3	13	0	0	0	0.0	0	0	L	6-24
12/25	at Eagles	S	3	16	5.3	8	0	0	0	0.0	0	0	L	25-33
12/31	Rams	S	6	55	9.2	20	0	1	24	24.0	24†	1	L	25-26
01/07	Eagles	P	5	85	17.0	33	0	0	0	0.0	0	0	W	27-10
<b>2023 TOTALS</b>		<b>15-8</b>	<b>60</b>	<b>525</b>	<b>8.8</b>	<b>33</b>	<b>1</b>	<b>9</b>	<b>87</b>	<b>9.7</b>	<b>32</b>	<b>1</b>	<b>6-11</b>	

+ - Overtime


**2024 GAME-BY-GAME REGULAR-SEASON STATISTICS (GIANTS)**

DATE	OPPONENT	P/S	RECEIVING					RUSHING					W/L	SCORE
			NO.	YDS.	AVG.	LG	TD	NO.	YDS.	AVG.	LG	TD		
09/08	Vikings	P	6	44	7.3	15	0	1	14	14.0	14	0	L	6-28
09/15	at Commanders	P	2	18	9.0	11	1	0	0	0.0	0	0	L	18-21
09/22	at Browns	P	7	61	8.7	20	0	0	0	0.0	0	0	W	21-15
09/26	Cowboys	P	11	71	6.5	11	0	0	0	0.0	0	0	L	15-20
10/06	at Seahawks	S	6	36	6.0	9	1	1	4	4.0	4	0	W	29-20
10/13	Bengals	S	5	50	10.0	15	0	0	0	0.0	0	0	L	7-17
10/20	Eagles	P	6	23	3.8	6	0	0	0	0.0	0	0	L	3-28
10/28	at Steelers	S	5	30	6.0	8	0	0	0	0.0	0	0	L	18-26
11/03	Commanders	S	3	10	3.3	10	0	0	0	0.0	0	0	L	22-27
11/10	at Panthers	P	5	51	10.2	23	0	0	0	0.0	0	0	L	17-20+
11/24	Buccaneers	P	5	47	9.4	16	0	1	0	0.0	0	0	L	7-30
11/28	at Cowboys	P	2	6	3.0	8	0	0	0	0.0	0	0	L	20-27
<b>2024 TOTALS</b>		<b>12-4</b>	<b>63</b>	<b>447</b>	<b>7.1</b>	<b>23</b>	<b>2</b>	<b>3</b>	<b>18</b>	<b>6.0</b>	<b>14</b>	<b>0</b>	<b>2-10</b>	

+ - Overtime

**2022 GAME-BY-GAME POSTSEASON STATISTICS (GIANTS)**

DATE	OPPONENT	P/S	RECEIVING					RUSHING					W/L	SCORE
			NO.	YDS.	AVG.	LG	TD	NO.	YDS.	AVG.	LG	TD		
01/15	at Vikings												W	31-24
01/21	at Eagles												L	7-38
<b>2022 TOTALS</b>		<b>0-0</b>	<b>0</b>	<b>0</b>	<b>0.0</b>	<b>0</b>	<b>0</b>	<b>0</b>	<b>0</b>	<b>0.0</b>	<b>0</b>	<b>0</b>	<b>1-1</b>	



# JON RUNYAN JR.

G

HEIGHT: 6-4  
WEIGHT: 307  
COLLEGE: MICHIGAN  
HOW ACQUIRED: FA-'24  
NFL EXP.: 5TH YEAR  
GIANTS EXP.: 1ST YEAR

76

## TRANSACTIONS

- » Originally a 6th-round (192nd pick overall) draft choice by the Green Bay Packers in 2020...Signed as a free agent by the Giants on March 13, 2024.

## 2024 SEASON HIGHLIGHTS

- » Started at left guard in his Giants debut against Minnesota (9/8).

## CAREER HIGHLIGHTS

- » Runyan has played in 79 regular-season games with 61 starts and in 5 postseason games with 3 starts...Never missed a game in his 4 seasons in Green Bay...In the regular season, 30 starts at left guard, 28 starts at right guard...Has one start at left guard and 2 at right guard in the postseason.
- » In 2023, started all 19 regular season and postseason games at right guard...Integral part of a Green Bay offense that finished 11th in the NFL in total yards (345.5 a game) and scoring (22.5 a game) and advanced to the NFC divisional playoffs.
- » In 2022, started all 17 games – the first 6 at left guard, the last 11 at right guard – and was part of a line that helped the Packers rank No. 7 in the NFL in sacks allowed (32).
- » In 2021, played in all 17 games, including starts at left guard in each of the final 16 games, plus another in the postseason...Did not commit a penalty all season.
- » As a rookie in 2020, played in all 16 regular-season and 2 postseason games...Became the first Green Bay offensive lineman drafted in the 6th round or later to play in every game as a rookie since Mark Tauscher in 2000.

## COLLEGE

- » At Michigan, played in 32 games with 25 starts (24 contests at left tackle, one at right tackle...Earned first-team All-Big Ten honors from the conference's coaches as both a junior and a senior, also taking home first-team recognition from the media as a senior in 2019...Was a 2-time recipient (2018-19) of the Hugh R. Radar Award as Michigan's top offensive lineman...As a senior in 2019, started the final 11 games...First-team All-Big Ten honors...Missed the first 2 games of the season due to injury...In 2018, started all 13 contests at left tackle...First-team All-Big Ten...Made his first career start at Notre Dame...As a sophomore in 2017, played in 8 games with one start at right tackle... Made his collegiate debut at right guard vs. Florida (Sept. 2)...In 2016, missed the entire season with an injury.

## PERSONAL

- » Earned his degree in sociology...Earned first-team all-state honors at St. Joseph's Preparatory School in Philadelphia, where he helped the Hawks win 2 straight PIAA Class AAAA state titles...Anchored a line that helped the offense average 201.5 rushing yards per game...Also served as the kicker, earning 2nd-team All-Philadelphia Catholic League honors as a senior...Given name Jon Daniel Runyan, Jr. ...Born in Houston...His father, Jon Sr., was an All-Big Ten selection at Michigan in 1995 and went on to play 14 seasons in the NFL as an offensive tackle with the Houston Oilers/Tennessee Titans (1996-99), Philadelphia Eagles (2000-08) and San Diego Chargers (2009)...Jon Sr. also served as the U.S. Representative for New Jersey's 3rd congressional district from 2011 to 2015 and currently works for the NFL as the vice president of policy and rules administration...His sister, Bella, played basketball at Villanova...Studied abroad in May 2017 in Barcelona, Spain.

### JON RUNYAN JR.'S NFL REGULAR SEASON STATISTICS

DATE	TEAM	GP	GS
2020	Packers	16	0
2021	Packers	17	16
2022	Packers	17	17
2023	Packers	17	17
2024	Giants	12	12
<b>NFL TOTALS</b>		<b>79</b>	<b>62</b>

### JON RUNYAN JR.'S NFL POSTSEASON STATISTICS

DATE	TEAM	GP	GS
2020	Packers	2	0
2021	Packers	1	1
2023	Packers	2	2
<b>NFL TOTALS</b>		<b>5</b>	<b>3</b>

### 2024 GAME-BY-GAME REGULAR-SEASON STATISTICS (GIANTS)

DATE	OPPONENT	P/S	W/L	SCORE
09/08	Vikings	S	L	6-28
09/15	at Commanders	S	L	18-21
09/22	at Browns	S	W	21-15
09/26	Cowboys	S	L	15-20
10/06	at Seahawks	S	W	29-20
10/13	Bengals	S	L	7-17
10/20	Eagles	S	L	3-28
10/28	at Steelers	S	L	18-26
11/03	Commanders	S	L	22-27
11/10	at Panthers	S	L	17-20+
11/24	Buccaneers	S	L	7-30
11/28	at Cowboys	S	L	20-27
<b>2024 TOTALS</b>		<b>12-12</b>	<b>2-10</b>	

+ - Overtime



# JOHN MICHAEL SCHMITZ JR.

C

HEIGHT: 6-4  
WEIGHT: 320  
COLLEGE: MINNESOTA  
HOW ACQUIRED: D2-'23  
NFL EXP.: 2ND YEAR  
GIANTS EXP.: 2ND YEAR

61

## TRANSACTIONS

- » Originally a 2nd-round (57th pick overall) draft choice by the Giants in 2023.

## CAREER HIGHLIGHTS

- » Schmitz Jr. has played in 25 regular season games, started all games at center.
- » As a rookie in 2023, started all 13 games in which he played at center...Inactive at Miami (10/8), at Buffalo (10/15) and vs. Washington (10/22) with a shoulder injury and vs. Philadelphia (1/7) with a shin injury...Schmitz's 13 starts at center were the most by an NFL rookie in 2023.
- » When Schmitz started vs. Dallas (9/10), he became the first rookie center to start a season opener for the Giants since Derek Engler in 1997...It was the 3rd time in 4 season openers the Giants started an offensive lineman taken in the first 2 rounds of the NFL Draft that year. In 2020, it was left tackle Andrew Thomas and the following season it was right tackle Evan Neal.
- » In addition to Schmitz, rookie cornerbacks Deonte Banks (first round) and Tre Hawkins (6th) started the opener...The Giants started 3 rookie draft choices in their season opener for the first time since 2018, when running back Saquon Barkley, left guard Will Hernandez, and defensive lineman B.J. Hill all played the first snap.

## COLLEGE

- » Spent 6 seasons at Minnesota, a redshirt year in 2017 and 5 on the field...Played in 57 games with 35 starts and started all 31 games in which he played in his final 3 seasons...Academic All-Big Ten in 5 consecutive seasons (2018-22)...Schmitz was the 5th Gopher ever to be both an All-American for his play on the field and an Academic All-American, joining Bob Hobert (1956), Bob Stein (1968), Greg Eslinger (2004, 2005), and Maxx Williams (2014).
- » In 2022, started all 12 regular-season games at center...Opted out of the Pinstripe Bowl and accepted an invitation to the Senior Bowl...Selected AP and FWAA first-team All-American...Voted first-team All-Big Ten by coaches and media...In 2021, started all 13 games at center...Selected 2nd-team All-Big Ten by the conference coaches and 3rd team by the media...In the abbreviated 2020 season, started 6 games at center...Did not play at Nebraska.
- » In 2019, played in 13 games, including his first 4 career starts...Received the school's RTB Trust Award...Made his first career start at center vs. Nebraska and helped the Gophers rush for 322 yards and 4 touchdowns...As a redshirt freshman in 2018, played in all 13 games, primarily on special teams...Made his collegiate debut vs. New Mexico State...Redshirted in 2017.

## OFF-THE-FIELD ACTIVITY

- » Joined Project Kind, an organization to support those experiencing homelessness, to host an event with 125 people from the organization for a day of haircuts, spa treatments and lunch at MetLife stadium...Celebrated the 2023 New York Gay Football League Hall of Fame class during pride month at the Quest Diagnostic Practice Facility...The entire 2023 rookie class visited Harlem, where players were split into groups to visit 4 different schools and hosted a flag football clinic for 50 of the boys in the Harlem Giants program...Helped honor the firefighters who gave their lives on Sept. 11, 2001, with a visit to Edgewater Company 1 in Edgewater, N.J., where they learned about the firefighters who passed away and spent time and shared a meal with firefighters...Attended the Tom Coughlin Jay Fund Champions for Children Gala to assist families experiencing cancer and celebrate Giants head coach Brian Daboll for his efforts to support families experiencing cancer...To celebrate Halloween, dressed in costume to visit patients and distribute giftbags at Hackensack University Medical Center's Joseph M. Sanzari Children's Hospital...Continued the annual rookie Thanksgiving tradition at the Community Kitchen located at the Food Bank for New York City in Harlem to hand out turkeys and meals for people in need...Met with members from the Wounded Warriors Project during their visit to the Quest Diagnostics Training Center to watch practice and enjoy a day with the Giants...Represented the American Cancer Society during Week 13 of the NFL season for My Cause My Cleats...Received the Week 14 Way to Play Award and donated a \$5,000 equipment grant to Homewood-Flossmoor High School.

## PERSONAL

- » Graduated with a degree in sport management...Grew up on the South Side of Chicago...Initially attended Marian Catholic High School in Chicago Heights, where he played defensive end on the freshman team...As a sophomore, Schmitz moved up to varsity and was a 2-way starter on the offensive and defensive lines...Seeking to play for a larger program, he transferred to Homewood-Flossmoor High School in Flossmoor, Ill...Started at left tackle his junior and senior seasons when the Vikings were 20-3 and averaged more than 40 points a game...As a senior, named IHSFCA 8A all-state and earned all-state honors from the Champaign-Urbana News-Gazette and Chicago Tribune...Selected to the Southwestern Suburban all-conference team...Also lettered in wrestling...Originally committed to play for coach P.J. Fleck at Western Michigan...When Fleck was named the

coach at Minnesota, Schmitz, who never visited the Minnesota campus but had a strong desire to play in the Big Ten, was one of several recruits to follow Fleck to Minneapolis...Son of John and Deborah Schmitz...Married to Daniella...Has 2 older sisters (Gabrielle and Hannah) and one younger brother (Jack).

### JOHN MICHAEL SCHMITZ JR.'S NFL REGULAR SEASON STATISTICS

DATE	TEAM	GP	GS
2023	Giants	13	13
2024	Giants	12	12
<b>NFL TOTALS</b>		<b>25</b>	<b>25</b>

### 2024 GAME-BY-GAME REGULAR-SEASON STATISTICS (GIANTS)

DATE	OPPONENT	P/S	W/L	SCORE
09/08	Vikings	S	L	6-28
09/15	at Commanders	S	L	18-21
09/22	at Browns	S	W	21-15
09/26	Cowboys	S	L	15-20
10/06	at Seahawks	S	W	29-20
10/13	Bengals	S	L	7-17
10/20	Eagles	S	L	3-28
10/28	at Steelers	S	L	18-26
11/03	Commanders	S	L	22-27
11/10	at Panthers	S	L	17-20+
11/24	Buccaneers	S	L	7-30
11/28	at Cowboys	S	L	20-27
<b>2024 TOTALS</b>		<b>12-12</b>	<b>2-10</b>	

+ - Overtime



# ISAIAH SIMMONS

S/ILB

19

HEIGHT: 6-4  
WEIGHT: 238  
COLLEGE: CLEMSON  
HOW ACQUIRED: T(ARI)-'23  
NFL EXP.: 5TH YEAR  
GIANTS EXP.: 2ND YEAR

## TRANSACTIONS

- » Originally a first round (8th overall pick) draft choice by the Arizona Cardinals in 2020...Traded to the Giants for a 2024 7th-round draft choice on Aug. 24, 2023.

## 2024 SEASON HIGHLIGHTS

- » Blocked a game-tying 47-yard field goal attempt with a minute remaining in regulation in Week 5 against Seattle (10/6)...This was the first blocked field goal by a Giants' player since DL Leonard Williams against Washington on 10/22/23.

## CAREER HIGHLIGHTS

- » In 5 seasons with the Cardinals (2020-22) and Giants (2023-24), Simmons played in all 79 regular-season games with 41 starts and played in one postseason game...Has played in 67 consecutive games to start his career...All of the starts were at linebacker...Totals included 321 tackles (223 solo), 20 passes defended, 15 tackles for loss, 12 quarterback hits, 9 forced fumbles, 8.5 sacks, 5 interceptions, including touchdown returns of 56 and 54 yards, 3 fumble recoveries and 13 special teams tackles...He had 2 tackles (one solo) in his only postseason game.
- » In 2023, Simmons played in all 17 games with 4 starts at inside linebacker for the Giants...Had 44 tackles (28 solo), 3 passes defended, 2 tackles for loss, one forced fumble, one fumble recovery, one interception (returned 54 yards for a touchdown, 1.0 sack, one quarterback hit, and 6 special teams tackles...Ranked 2nd on the team with a season-high 9 tackles (7 solo) in his first start as a Giant at Miami (10/8)...Intercepted Sam Howell and returned it 54 yards for a score with 16 seconds remaining at Washington (11/19)...Tallied his 3rd career fumble recovery at Philadelphia (12/25)...Registered his first Giants sack along with 4 tackles (3 solo), a tackle for loss and a quarterback hit vs. the Rams (12/31).
- » In 2022, Simmons played in all 17 games with 13 starts for the Cardinals...Recorded 99 tackles (68 solo), 4.0 sacks, 5 tackles for loss, 4 quarterback hits, 2 interceptions, 7 passes defended, 2 forced fumbles and one fumble recovery, 7 passes defended, and 2 interceptions (one returned for a touchdown)
- » Registered 3 tackles vs. Kansas City (9/11)...Recorded 2 tackles and forced one fumble that Byron Murphy returned 59 yards for the game-winning touchdown at Las Vegas (9/18)...Had a game-high and career-best 13 tackles (8 solo) vs. Philadelphia (10/9)...Recorded 5 tackles and collected his 3rd career interception when he picked off an Andy Dalton pass and returned it 56 yards for his first career touchdown at New Orleans (10/20)...Recorded 5 tackles and strip-sack of Kirk Cousins and recovered the fumble at Minnesota (10/30)...Led the defense with 8 tackles, 1.0 sack and one tackle for loss at the Chargers (11/27)...Totaled 6 tackles (2 solo) and intercepted a Mac Jones pass vs. New England (12/12)...Tallied a team-high 11 tackles (5 solo) vs. Tampa Bay (12/25).
- » In 2021, started all 17 regular-season games for the Cardinals and played in the NFC Wild Card Game...Contributed a career-high 102 tackles (68 solo), 1.5 sacks, 4 tackles for loss, 4 quarterback hits, 4 forced fumbles, 7 passes defended and one interception...Recorded a season-high 9 tackles (7 solo) and intercepted a Ryan Tannehill pass at Tennessee (9/12)...Collected 8 tackles (6 solo) and forced one fumble vs. Minnesota (9/19).
- » As a rookie with Arizona in 2020, he played in 16 games with 7 starts and had 46 tackles (37 solo), 2.0 sacks, 4 tackles for loss, 3 quarterback hits, one forced fumble, one fumble recovery and one interception...Earned PFWA All-Rookie Team honors...Recorded a season-high 10 tackles (9 solo), at Seattle (11/19)...Picked off a Russell Wilson pass and returned it 12 yards for his first career interception vs. Seattle (10/25).

## COLLEGE

- » In three seasons at Clemson (2017-19), Simmons played in 44 games and totaled 241 tackles, 28 tackles for loss, 10.0 sacks, 4 interceptions (one returned for a touchdown), 22 passes defended, 5 forced fumbles and one fumble recovery...Started 29 of 30 games at linebacker in 2018-19 and totaled 196 tackles, 25 tackles for loss, 9.0 sacks, 4 interceptions, 16 passes defended, 4 forced fumbles and one fumble recovery...As a junior in 2019, started all 15 games and received the Butkus Award as the nation's top linebacker, becoming the first Clemson player to win the award...Became the 6th unanimous All-American in school history, joining Terry Kinard (1982), Gaines Adams (2006), C.J. Spiller (2009), Da'Quan Bowers (2010) and Christian Wilkins (2018)...ACC Defensive Player of the Year and first-team All-ACC selection...Finalist for the Nagurski Trophy, the Bednarik Award and the Lott IMPACT Trophy...Posted a team-high 107 tackles, 16 stops for loss, 8.0 sacks, 10 passes defended, 3 interceptions, one forced fumble and one fumble recovery...In 2018, switched from safety to linebacker and played in 15 games with 14 starts...Registered a team-high 97 tackles, 9.5 stops for loss, 1.0 sack, 6 passes defended, a career-high 3 forced fumbles, and his first career interception, which he returned for a touchdown...Also had a team-high 11 special teams tackles prior to bowl season...In 2017, played in 14 games and had 45 tackles, 3 tackles for loss, 1.0 sack, 6 passes defended and one forced fumble.

## PERSONAL



» Earned a degree in sports communications in December 2019...Attended Olathe (Kan.) North High School, where he earned first-team all-state honors at both defensive back and wide receiver as a senior, which was his first season playing offense...Totaled 92 tackles on defense and had 29 receptions for 994 yards and 13 touchdowns (34.3 yards per reception)...Added 23 carries for 148 yards and 2 scores and had a 98-yard kickoff return touchdown on his only return of the year and a fumble return for a score...He was also the state long jump champion in 2014-15 and 2015 with a career best of 23-8...Brother, Victor Jr., played defensive back and linebacker at Kansas from 2011-14...Father, Victor Sr., was a collegiate track athlete...Teamed up with the Cardinals and Bose to donate 60,000 meals to the Harvest Compassion Center for its facilities in Phoenix, Maryvale and Chandler during the COVID-19 pandemic.

### ISIAH SIMMONS' NFL REGULAR SEASON DEFENSIVE STATISTICS

DATE	TEAM	GP	GS	TACKLES							INTERCEPTIONS					O. FUMB				ST				MISC			
				TK	S	A	TFL	YDS	SK	YDS	QBH	NO	YDS	LG	TD	PD	FF	FR	TD	YDS	TK	S	A	FF	FR	S	A
2020	Cardinals	16	7	46	37	9	4	20	2.0	15.0	3	1	12	12	0	2	1	1	0	0	8	6	2	0	0	0	0
2021	Cardinals	17	17	102	68	34	4	11	1.5	6.0	4	1	0	0	0	7	4	0	0	0	3	2	1	0	0	0	0
2022	Cardinals	17	13	99	68	31	5	41	4.0	43.0	4	2	61	56t	1	7	2	1	0	0	0	0	0	0	0	0	0
2023	Giants	17	4	44	28	16	2	12	1.0	10.0	1	1	54	54t	1	3	0	0	1	6	5	1	1	1	0	0	0
2024	Giants	12	0	9	7	2	0	0	0.0	0.0	0	0	0	0	0	1	1	0	0	4	2	2	0	0	0	0	0
<b>NFL TOTALS</b>		<b>79</b>	<b>41</b>	<b>300</b>	<b>208</b>	<b>92</b>	<b>15</b>	<b>84</b>	<b>8.5</b>	<b>74.0</b>	<b>12</b>	<b>5</b>	<b>127</b>	<b>56T</b>	<b>2</b>	<b>20</b>	<b>8</b>	<b>2</b>	<b>0</b>	<b>1</b>	<b>21</b>	<b>15</b>	<b>6</b>	<b>1</b>	<b>1</b>	<b>0</b>	<b>0</b>

### ISIAH SIMMONS' NFL POSTSEASON DEFENSIVE STATISTICS

DATE	TEAM	GP	GS	TACKLES							INTERCEPTIONS					O. FUMB				ST				MISC			
				TK	S	A	TFL	YDS	SK	YDS	QBH	NO	YDS	LG	TD	PD	FF	FR	TD	YDS	TK	S	A	FF	FR	S	A
2021	Cardinals	1	0	2	1	1	0	0	0.0	0.0	0	0	0	0	0	0	0	0	0	0	0	0	0	0	0	0	0
<b>NFL TOTALS</b>		<b>1</b>	<b>0</b>	<b>2</b>	<b>1</b>	<b>1</b>	<b>0</b>	<b>0</b>	<b>0.0</b>	<b>0.0</b>	<b>0</b>	<b>0</b>	<b>0</b>	<b>0</b>	<b>0</b>	<b>0</b>	<b>0</b>	<b>0</b>	<b>0</b>	<b>0</b>	<b>0</b>	<b>0</b>	<b>0</b>	<b>0</b>	<b>0</b>	<b>0</b>	<b>0</b>

### SINGLE-GAME HIGHS: DEFENSIVE

<b>Total Tackles</b>	13 vs. Philadelphia Eagles, Oct 09, 2022 11 vs. Tampa Bay Buccaneers, Dec 25, 2022 10 at Seattle Seahawks, Nov 19, 2020 9 at Miami Dolphins, Oct 08, 2023 9 at San Francisco 49ers, Jan 08, 2023 ...2 more at 9.	<b>Interceptions</b>	1 at Washington Commanders, Nov 19, 2023 1 vs. New England Patriots, Dec 12, 2022 1 vs. New Orleans Saints, Oct 20, 2022 ...2 more at 1.
<b>Solo Tackles</b>	9 at Seattle Seahawks, Nov 19, 2020 8 vs. Los Angeles Chargers, Nov 27, 2022 8 vs. Philadelphia Eagles, Oct 09, 2022 7 at Miami Dolphins, Oct 08, 2023 7 at Dallas Cowboys, Jan 02, 2022 ...1 more at 7.	<b>Interception Return Yards</b>	12 vs. Seattle Seahawks, Oct 25, 2020
<b>Sacks</b>	1.0 vs. Los Angeles Rams, Dec 31, 2023 1.0 at San Francisco 49ers, Jan 08, 2023 1.0 vs. Los Angeles Chargers, Nov 27, 2022 ...5 more at 1.0.	<b>Special Teams Tackles</b>	2 at Carolina Panthers, Nov 10, 2024 1 vs. Tampa Bay Buccaneers, Nov 24, 2024 1 at Seattle Seahawks, Oct 06, 2024 1 vs. Philadelphia Eagles, Jan 07, 2024 ...16 more at 1.
<b>Passes Defensed</b>	2 at Seattle Seahawks, Oct 16, 2022 2 at Tennessee Titans, Sep 12, 2021 1 at Philadelphia Eagles, Dec 25, 2023 1 vs. New York Jets, Oct 29, 2023 ...12 more at 1.	<b>Special Teams Forced Fumbles</b>	1 at Philadelphia Eagles, Dec 25, 2023
<b>Forced Fumbles</b>	1 at Minnesota Vikings, Oct 30, 2022 1 at Las Vegas Raiders, Sep 18, 2022 1 at Dallas Cowboys, Jan 02, 2022 ...4 more at 1.	<b>Special Teams Fumble Recoveries</b>	1 at Philadelphia Eagles, Dec 25, 2023
<b>Fumble Recoveries</b>	1 at Minnesota Vikings, Oct 30, 2022 1 vs. San Francisco 49ers, Dec 26, 2020	<b>Longest Opp Fumble Return</b>	1 at Philadelphia Eagles, Dec 25, 2023
<b>Tackles For Loss</b>	2 at Seattle Seahawks, Nov 19, 2020 1 vs. Seattle Seahawks, Oct 02, 2023 1 at San Francisco 49ers, Jan 08, 2023 1 vs. Los Angeles Chargers, Nov 27, 2022 ...9 more at 1.		

### SINGLE-GAME HIGHS - POSTSEASON: DEFENSIVE

<b>Total Tackles</b>	2 at Los Angeles Rams, Jan 17, 2022	<b>Solo Tackles</b>	1 at Los Angeles Rams, Jan 17, 2022
----------------------	-------------------------------------	---------------------	-------------------------------------

**2024 GAME-BY-GAME REGULAR-SEASON STATISTICS (GIANTS)**

DATE	OPPONENT	P/S	TACKLES							INTERCEPTIONS					O. FUMB				ST				MISC		W/L	SCORE		
			TK	S	A	SK	YDS	TFL	YDS	QBH	NO	YDS	LG	TD	PD	FF	FR	TD	YDS	TK	S	A	FF	FR			S	A
09/08	Vikings	P	0	0	0	0.0	0.0	0	0	0	0	0	0	0	0	0	0	0	0	0	0	0	0	0	0	0	L	6-28
09/15	at Commanders	P	2	2	0	0.0	0.0	0	0	0	0	0	0	0	0	0	0	0	0	0	0	0	0	0	0	0	L	18-21
09/22	at Browns	P	4	3	1	0.0	0.0	0	0	0	0	0	0	0	0	0	0	0	0	0	0	0	0	0	0	0	W	21-15
09/26	Cowboys	P	1	1	0	0.0	0.0	0	0	0	0	0	0	0	0	0	0	0	0	0	0	0	0	0	0	0	L	15-20
10/06	at Seahawks	P	0	0	0	0.0	0.0	0	0	0	0	0	0	0	0	0	0	0	0	1	0	1	0	0	0	0	W	29-20
10/13	Bengals	P	0	0	0	0.0	0.0	0	0	0	0	0	0	0	0	0	0	0	0	0	0	0	0	0	0	0	L	7-17
10/20	Eagles	P	0	0	0	0.0	0.0	0	0	0	0	0	0	0	0	0	0	0	0	0	0	0	0	0	0	0	L	3-28
10/28	at Steelers	P	0	0	0	0.0	0.0	0	0	0	0	0	0	0	1	0	0	0	0	0	0	0	0	0	0	0	L	18-26
11/03	Commanders	P	1	0	1	0.0	0.0	0	0	0	0	0	0	0	0	0	0	0	0	0	0	0	0	0	0	0	L	22-27
11/10	at Panthers	P	0	0	0	0.0	0.0	0	0	0	0	0	0	0	0	0	0	0	0	2	1	1	0	0	0	0	L	17-20+
11/24	Buccaneers	P	1	1	0	0.0	0.0	0	0	0	0	0	0	0	0	1	0	0	0	1	1	0	0	0	0	0	L	7-30
11/28	at Cowboys	P	0	0	0	0.0	0.0	0	0	0	0	0	0	0	0	0	0	0	0	0	0	0	0	0	0	0	L	20-27
<b>2024 TOTALS</b>		<b>12-0</b>	<b>9</b>	<b>7</b>	<b>2</b>	<b>0.0</b>	<b>0.0</b>	<b>0</b>	<b>0</b>	<b>0</b>	<b>0</b>	<b>0</b>	<b>0</b>	<b>0</b>	<b>1</b>	<b>1</b>	<b>0</b>	<b>0</b>	<b>0</b>	<b>4</b>	<b>2</b>	<b>2</b>	<b>0</b>	<b>0</b>	<b>0</b>	<b>0</b>	<b>2-10</b>	

+ - Overtime



# DEVIN SINGLETARY

RB

HEIGHT: 5-7  
WEIGHT: 203  
COLLEGE: FLORIDA ATLANTIC  
HOW ACQUIRED: FA-'24  
NFL EXP.: 6TH YEAR  
GIANTS EXP.: 1ST YEAR

26

## HONORS

- » AFC Offensive Player of the Week: 2023 Week 10

## TRANSACTIONS

- » Originally a 3rd-round (74th pick overall) draft choice by the Buffalo Bills...Signed as a free agent by the Houston Texans on March 21, 2023...Signed as a free agent by the Giants on March 13, 2024.

## 2024 SEASON HIGHLIGHTS

- » Scored one rushing touchdown in Week 12 against Tampa Bay (11/25).
- » Recorded 65 yards on 16 carries, 4 receptions for 43 yards and a rushing touchdown in Week 3 against Cleveland (9/22)...Singletary had the 3rd-longest rush of his career in Week 3 with a 43-yard run that sealed the victory over Cleveland...It was his longest rush since a 46-yard touchdown run at Miami (9/19/21) when he was a member of the Buffalo Bills...He is also the first Giants running back since Saquon Barkley (12/18/22 - 12/24/22) to have a rushing touchdown in back-to-back games.
- » Rushed for 95 yards on 16 attempts (5.9 yards-per-attempt) and recorded his first rushing touchdown as a Giant in Week 2 against Washington (9/15).
- » Recorded a start in his Giants debut in Week 1 against Minnesota (9/8).

## CAREER HIGHLIGHTS

- » Singletary has played in 88 regular-season games with 71 starts and in 10 postseason games with 9 starts for Buffalo and Houston...Regular-season totals include 975 rushing attempts for 4,398 yards (4.5-yard avg.), and 23 touchdowns, with a long run of 51 yards, plus 191 receptions for 1,263 yards and 4 scores...Completed his only career pass for a touchdown...Singletary has gained 5,661 scrimmage yards and exceeded 1,000 yards in each of the last 3 seasons...Has 6 games with 100+ rushing yards, and 14 games with 100+ scrimmage yards...In the playoffs, Singletary has 93 carries for 389 yards (4.2-yard avg.) and 4 touchdowns and 34 catches for 247 yards, a total of 636 scrimmage yards.
- » In his only season in Houston in 2023, Singletary played all 17 regular-season games with 10 starts and started both of the Texans' postseason games...Amassed career-high totals of 216 rushing attempts for 898 yards...Caught 30 passes for 193 yards...Posted a career-high 3 games in which he rushed for 100+ yards, doubling his previous total.
- » Rushed for 25 yards on 7 carries, caught one pass for 11 yards and threw a 6-yard touchdown pass to Dalton Schultz vs. Pittsburgh (10/1)...Became the 3rd Texans running back to throw a touchdown pass, joining James Allen (2002) and Arian Foster (2014).
- » Named AFC Offensive Player of the Week after recording career-highs in rushing attempts (30) and yards (150) while scoring his first touchdown of the season on 6-yard run at Cincinnati (11/12)...His 150 rushing yards mark the 16th time that a Texan has rushed for 150-plus yards in a game...Rushed for 112 yards and one touchdown on 22 carries vs. Arizona (11/19), becoming the first Texan to tally 100-plus rushing yards in back-to-back games since Lamar Miller on Nov. 26-Dec. 2, 2018.
- » Gained a career-high 170 scrimmage yards (121 rushing on 26 carries, 49 receiving on 4 catches) in an overtime win at Tennessee (12/17)...Rushed 16 times for 80 yards while also catching 3 passes for 6 yards vs. Tennessee (12/31), putting him over 1,000 scrimmage yards for the 3rd consecutive season.
- » Finished with 13 carries for 66 yards, including a 19-yard touchdown run, in the AFC Wild Card Game victory vs. Cleveland (1/13)...Recorded 9 rushes for 22 yards and caught 5 passes for 48 yards in the divisional round at Baltimore (1/20)
- » In 2022, started all 16 regular-season games in which he played and both Bills' postseason games in his final season in Buffalo...Led the team with 819 rushing yards and 5 touchdowns on 177 carries (4.6-yard avg.). Also posted a career-high 280 receiving yards on 38 catches...Totaled a career-best 1,099 yards from scrimmage...Compiled season-high totals of 106 yards rushing yards and 125 scrimmage yards and scored on a 33-yard run, at Chicago (12/24).
- » In 2021, played in all 17 regular-season games with 16 starts and started both of Buffalo's postseason games...Finished with a team-high 870 rushing yards and 7 touchdowns on 188 carries (4.6-yard avg.) and also totaled 228 receiving yards and one touchdown on 40 receptions...Exceeded 1,000 scrimmage yards for the first time in his career with 1,098...Scored a touchdown in 6 consecutive games (regular and postseason) to end the 2021 season...Set then career-highs in rushing yards (110), touchdowns (2) and carries (23) vs. Atlanta (1/2)...Rushed for 81 yards and 2 touchdowns in the AFC Wild Card Game vs. New England (1/15)...Posted a touchdown and 26 rushing yards on 10 attempts in the AFC Divisional Playoff Game vs. Kansas City (1/23).
- » In 2020, started all 16 regular-season games and played in 3 postseason games with 2 starts...Led the Bills with 687 rushing yards and 2 touchdowns on 156 rushing attempts, (4.4-yard avg.) while also recording 269 yards on 38 receptions...Posted a career-long 51-yard touchdown run and

averaged a career-best 8.5 yards per carry (8-68) at Denver (12/19)...In the playoffs, totaled 63 rushing yards on 16 attempts.

- » As a rookie in 2019, played in 12 regular-season games with 8 starts and started The AFC Wild Card Game...Tallied 151 carries for a team-high 775 yards (and 2 touchdowns)...Added 194 receiving yards and 2 scores on 29 catches...receptions (6.7 avg)...Averaged a career-best 5.13 yards-per-carry, the highest average among all running backs with at least 150 carries in 2019...Rushed for 70 yards on 4 carries and had 5 receptions for 28 yards in his NFL debut the Jets (9/8)... Scored his first career rushing touchdown on a 14-yard run in the 2nd quarter at the Giants (9/15)...Surpassed 100 rushing yards (106) for the first time vs. Denver (11/24)...Rushed for 58 yards on 13 carries in his postseason debut at Houston (1/4).

## COLLEGE

- » Played 3 seasons (2016-18) for Florida Atlantic University...In 3 seasons, rushed for a school-record 4,287 yards on 714 carries (6.0-yard avg.) and 66 touchdowns (the 6th-highest total in FBS history), plus 51 catches for 397 yards and one scored...As a junior in his final season in 2018, rushed for 1,339 yards and 22 touchdowns on 262 attempts...Recorded a program and personal-high 5 touchdowns, including a C-USA record-tying 4 touchdowns in the first quarter, vs. Bethune-Cookman...Named to the Doak Walker, Maxwell and Walter Camp Award watch lists...In 2017, set career-highs in rushing attempts (301), yards (1,920), touchdowns (32), and average yards per game (137.1)...As a true freshman in 2016, ran for 1,021 yards and 12 touchdowns on 152 carries (6.7-yard avg.).

## PERSONAL

- » Attended American Heritage-Delray High School in Delray, Beach, Fla...Two-time first-team All-state selection and 3-time first-time All-Country Offensive Player of the Year...Also named Fred Taylor Offensive Player of the Year...Finished his high school career with 4,975 rushing yards, the 2nd-highest total in school history...Son of Devonn Singletary, Sr. and Sabrina Singletary...Born in Fort Lauderdale, Fla.

### DEVIN SINGLETARY'S NFL REGULAR SEASON RUSHING/RECEIVING STATISTICS

DATE	TEAM	GP	GS	RUSHING					RECEIVING				
				NO.	YDS.	AVG.	LG	TD	NO.	YDS.	AVG.	LG	TD
2019	Bills	12	8	151	775	5.1	38	2	29	194	6.7	49	2
2020	Bills	16	16	156	687	4.4	51t	2	38	269	7.1	34	0
2021	Bills	17	16	188	870	4.6	46t	7	40	228	5.7	19	1
2022	Bills	16	16	177	819	4.6	33t	5	38	280	7.4	22	1
2023	Texans	17	10	216	898	4.2	24	4	30	193	6.4	41	0
2024	Giants	10	5	87	349	4.0	43	3	16	99	6.2	23	0
<b>NFL TOTALS</b>		<b>88</b>	<b>71</b>	<b>975</b>	<b>4,398</b>	<b>4.5</b>	<b>51T</b>	<b>23</b>	<b>191</b>	<b>1,263</b>	<b>6.6</b>	<b>49</b>	<b>4</b>

### DEVIN SINGLETARY'S NFL POSTSEASON RUSHING/RECEIVING STATISTICS

DATE	TEAM	GP	GS	RUSHING					RECEIVING				
				NO.	YDS.	AVG.	LG	TD	NO.	YDS.	AVG.	LG	TD
2019	Bills	1	1	13	58	4.5	18	0	6	76	12.7	38	0
2020	Bills	3	2	16	63	3.9	13	0	8	44	5.5	14	0
2021	Bills	2	2	26	107	4.1	16t	3	7	38	5.4	15	0
2022	Bills	2	2	16	73	4.6	13	0	5	37	7.4	16	0
2023	Texans	2	2	22	88	4.0	29	1	8	52	6.5	26	0
<b>NFL TOTALS</b>		<b>10</b>	<b>9</b>	<b>93</b>	<b>389</b>	<b>4.2</b>	<b>29</b>	<b>4</b>	<b>34</b>	<b>247</b>	<b>7.3</b>	<b>38</b>	<b>0</b>

### DEVIN SINGLETARY'S NFL REGULAR SEASON RETURN STATISTICS

DATE	TEAM	KICKOFF RETURNS					PUNT RETURNS					
		RET.	YDS.	AVG.	LG	TD	NO.	FC	YDS.	AVG.	LG	TD
2019	Bills	0	0	0.0	0	0	0	0	0	0.0	0	0
2020	Bills	0	0	0.0	0	0	0	0	0	0.0	0	0
2021	Bills	0	0	0.0	0	0	0	0	0	0.0	0	0
2022	Bills	0	0	0.0	0	0	0	0	0	0.0	0	0
2023	Texans	4	90	22.5	35	0	0	0	0	0.0	0	0
2024	Giants	0	0	0.0	0	0	0	0	0	0.0	0	0
<b>NFL TOTALS</b>		<b>4</b>	<b>90</b>	<b>22.5</b>	<b>35</b>	<b>0</b>	<b>0</b>	<b>0</b>	<b>0</b>	<b>0.0</b>	<b>0</b>	<b>0</b>

## SINGLE-GAME HIGHS: RUSHING/RECEIVING

<b>Rush Attempts</b>	30 at Cincinnati Bengals, Nov 12, 2023 26 at Tennessee Titans, Dec 17, 2023 24 at Indianapolis Colts, Jan 06, 2024 23 vs. Atlanta Falcons, Jan 02, 2022 22 vs. Arizona Cardinals, Nov 19, 2023 ...1 more at 22.	<b>Receiving TDs</b>	1 at Miami Dolphins, Sep 25, 2022 1 vs. New York Jets, Jan 09, 2022 1 at Dallas Cowboys, Nov 28, 2019 ...1 more at 1.
<b>Rushing Yards</b>	150 at Cincinnati Bengals, Nov 12, 2023 121 at Tennessee Titans, Dec 17, 2023 112 vs. Arizona Cardinals, Nov 19, 2023 110 vs. Atlanta Falcons, Jan 02, 2022 106 at Chicago Bears, Dec 24, 2022 ...1 more at 106.	<b>All-Purpose Yards</b>	170 at Tennessee Titans, Dec 17, 2023 161 at Cincinnati Bengals, Nov 12, 2023 140 vs. Washington Redskins, Nov 03, 2019 125 at Chicago Bears, Dec 24, 2022 121 vs. Los Angeles Rams, Sep 27, 2020
<b>Rushing Average</b>	8.8 at Chicago Bears, Dec 24, 2022 8.5 at Denver Broncos, Dec 19, 2020 7.5 vs. Los Angeles Chargers, Nov 29, 2020 6.6 vs. Pittsburgh Steelers, Sep 12, 2021 6.3 at Miami Dolphins, Sep 19, 2021	<b>Kickoff Returns</b>	2 vs. Indianapolis Colts, Sep 17, 2023
<b>Longest Runs</b>	51t at Denver Broncos, Dec 19, 2020 46t at Miami Dolphins, Sep 19, 2021 43 at Cleveland Browns, Sep 22, 2024 40 vs. New York Jets, Jan 09, 2022 38 vs. Baltimore Ravens, Dec 08, 2019	<b>Kickoff Return Yards</b>	37 vs. Indianapolis Colts, Sep 17, 2023 35 vs. Pittsburgh Steelers, Oct 01, 2023 18 vs. New Orleans Saints, Oct 15, 2023 18 vs. Pittsburgh Steelers, Oct 01, 2023 24 vs. Indianapolis Colts, Sep 17, 2023 18 vs. New Orleans Saints, Oct 15, 2023 13 vs. Indianapolis Colts, Sep 17, 2023
<b>Rushing TDs</b>	2 vs. Minnesota Vikings, Nov 13, 2022 2 vs. Atlanta Falcons, Jan 02, 2022 1 vs. Tampa Bay Buccaneers, Nov 24, 2024 1 at Cleveland Browns, Sep 22, 2024 ...17 more at 1.	<b>Longest Kickoff Return</b>	35 vs. Pittsburgh Steelers, Oct 01, 2023 24 vs. Indianapolis Colts, Sep 17, 2023 18 vs. New Orleans Saints, Oct 15, 2023 13 vs. Indianapolis Colts, Sep 17, 2023
<b>Receptions</b>	9 at Miami Dolphins, Sep 25, 2022 7 at Jacksonville Jaguars, Nov 07, 2021 6 vs. Jacksonville Jaguars, Nov 26, 2023 6 at Tampa Bay Buccaneers, Dec 12, 2021 6 vs. Baltimore Ravens, Dec 08, 2019	<b>Most TDs</b>	2 vs. Minnesota Vikings, Nov 13, 2022 2 vs. New York Jets, Jan 09, 2022 2 vs. Atlanta Falcons, Jan 02, 2022 1 vs. Tampa Bay Buccaneers, Nov 24, 2024 ...21 more at 1.
<b>Receiving Yards</b>	78 at Miami Dolphins, Sep 25, 2022 54 vs. Jacksonville Jaguars, Nov 26, 2023 50 vs. Los Angeles Rams, Sep 27, 2020 49 at Tennessee Titans, Dec 17, 2023 47 at Baltimore Ravens, Oct 02, 2022	<b>Miscellaneous Tackles</b>	1 at Carolina Panthers, Oct 29, 2023 1 at Detroit Lions, Nov 24, 2022 1 vs. Green Bay Packers, Oct 30, 2022 ...2 more at 1.
<b>Receiving Average</b>	15.0 vs. Washington Redskins, Nov 03, 2019 12.7 at Dallas Cowboys, Nov 28, 2019 12.5 vs. Los Angeles Rams, Sep 27, 2020 12.3 at Tennessee Titans, Dec 17, 2023 11.8 at Baltimore Ravens, Oct 02, 2022	<b>Scrimmage Yards</b>	170 at Tennessee Titans, Dec 17, 2023 161 at Cincinnati Bengals, Nov 12, 2023 140 vs. Washington Redskins, Nov 03, 2019 125 at Chicago Bears, Dec 24, 2022 121 vs. Los Angeles Rams, Sep 27, 2020
<b>Longest Receptions</b>	49 vs. Washington Redskins, Nov 03, 2019 41 at Tennessee Titans, Dec 17, 2023 34 vs. Los Angeles Rams, Sep 27, 2020 33 vs. Jacksonville Jaguars, Nov 26, 2023 28t at Dallas Cowboys, Nov 28, 2019 ...1 more at 28.		

**SINGLE-GAME HIGHS - POSTSEASON: RUSHING/RECEIVING**

**Rush Attempts** 16 vs. New England Patriots, Jan 15, 2022  
 13 vs. Cleveland Browns, Jan 13, 2024  
 13 at Houston Texans, Jan 04, 2020  
 10 vs. Miami Dolphins, Jan 15, 2023  
 10 at Kansas City Chiefs, Jan 23, 2022

**Rushing Yards** 81 vs. New England Patriots, Jan 15, 2022  
 66 vs. Cleveland Browns, Jan 13, 2024  
 58 at Houston Texans, Jan 04, 2020  
 48 vs. Miami Dolphins, Jan 15, 2023  
 26 at Kansas City Chiefs, Jan 23, 2022

**Rushing Average** 5.1 vs. Cleveland Browns, Jan 13, 2024  
 5.1 vs. New England Patriots, Jan 15, 2022  
 4.8 vs. Miami Dolphins, Jan 15, 2023  
 4.5 at Houston Texans, Jan 04, 2020  
 3.6 vs. Baltimore Ravens, Jan 16, 2021

**Longest Runs** 29 vs. Cleveland Browns, Jan 13, 2024  
 19† vs. Cleveland Browns, Jan 13, 2024  
 18 at Houston Texans, Jan 04, 2020  
 16 at Baltimore Ravens, Jan 20, 2024  
 16† vs. New England Patriots, Jan 15, 2022

**Rushing TDs** 2 vs. New England Patriots, Jan 15, 2022  
 1 vs. Cleveland Browns, Jan 13, 2024  
 1 at Kansas City Chiefs, Jan 23, 2022

**Receptions** 6 at Houston Texans, Jan 04, 2020  
 5 at Baltimore Ravens, Jan 20, 2024  
 5 vs. Cincinnati Bengals, Jan 22, 2023  
 4 at Kansas City Chiefs, Jan 23, 2022  
 3 vs. Cleveland Browns, Jan 13, 2024  
 ...3 more at 3.

**Receiving Yards** 76 at Houston Texans, Jan 04, 2020  
 48 at Baltimore Ravens, Jan 20, 2024  
 37 vs. Cincinnati Bengals, Jan 22, 2023  
 25 at Kansas City Chiefs, Jan 23, 2022  
 23 vs. Indianapolis Colts, Jan 09, 2021

**Receiving Average** 12.7 at Houston Texans, Jan 04, 2020  
 9.6 at Baltimore Ravens, Jan 20, 2024  
 7.7 vs. Indianapolis Colts, Jan 09, 2021  
 7.4 vs. Cincinnati Bengals, Jan 22, 2023  
 6.3 at Kansas City Chiefs, Jan 23, 2022

**Longest Receptions** 38 at Houston Texans, Jan 04, 2020  
 26 at Baltimore Ravens, Jan 20, 2024  
 16 vs. Cincinnati Bengals, Jan 22, 2023  
 15 at Kansas City Chiefs, Jan 23, 2022  
 14 vs. Indianapolis Colts, Jan 09, 2021  
 ...1 more at 14.

**All-Purpose Yards** 134 at Houston Texans, Jan 04, 2020  
 94 vs. New England Patriots, Jan 15, 2022  
 70 at Baltimore Ravens, Jan 20, 2024  
 70 vs. Cleveland Browns, Jan 13, 2024  
 62 vs. Cincinnati Bengals, Jan 22, 2023

**Most TDs** 2 vs. New England Patriots, Jan 15, 2022  
 1 vs. Cleveland Browns, Jan 13, 2024  
 1 at Kansas City Chiefs, Jan 23, 2022

**100-YARD RUSHING GAMES (6): REGULAR SEASON**

DATE	TEAM	ATT.	YDS.	AVG.	LG	TD
11/24/19	BRONCOS	21	106	5.0	11	0
01/02/22	FALCONS	23	110	4.8	20	2
12/24/22	at Bears	12	106	8.8	33†	1
11/12/23	at Bengals	30	150	5.0	22	1
11/19/23	CARDINALS	22	112	5.1	21	1
12/17/23	at Titans	26	121	4.7	19	0

**2019 GAME-BY-GAME REGULAR-SEASON STATISTICS (BILLS)**

DATE	OPPONENT	P/S	RUSHING					RECEIVING					W/L	SCORE
			NO.	YDS.	AVG.	LG	TD	NO.	YDS.	AVG.	LG	TD		
09/08	at Jets	S	4	70	17.5	23	0	5	28	5.6	12	0	W	17-16
09/15	at Giants	P	6	57	9.5	20	1	0	0	0.0	0	0	W	28-14
09/22	Bengals						INACTIVE						W	21-17
09/29	Patriots						INACTIVE						L	10-16
10/06	at Titans						INACTIVE						W	14-7
10/20	Dolphins	P	7	26	3.7	9	0	0	0	0.0	0	0	W	31-21
10/27	Eagles	P	3	19	6.3	16	0	4	30	7.5	28†	1	L	13-31
11/03	Commanders	S	20	95	4.8	17	1	3	45	15.0	49	0	W	24-9
11/10	at Browns	P	8	42	5.3	10	0	3	8	2.7	6	0	L	16-19
11/17	at Dolphins	S	15	75	5.0	22	0	1	4	4.0	4	0	W	37-20
11/24	Broncos	S	21	106	5.0	11	0	1	8	8.0	8	0	W	20-3
11/28	at Cowboys	S	14	63	4.5	26	0	3	38	12.7	28†	1	W	26-15
12/08	Ravens	S	17	89	5.2	38	0	6	29	4.8	13	0	L	17-24
12/15	at Steelers	S	21	87	4.1	15	0	2	2	1.0	1	0	W	17-10
12/21	at Patriots	S	15	46	3.1	12	0	1	2	2.0	2	0	L	17-24
12/29	Jets						ON INACTIVE LIST						L	6-13
<b>2019 TOTALS</b>		<b>12-8</b>	<b>151</b>	<b>775</b>	<b>5.1</b>	<b>38</b>	<b>2</b>	<b>29</b>	<b>194</b>	<b>6.7</b>	<b>49</b>	<b>2</b>	<b>10-6</b>	

**2020 GAME-BY-GAME REGULAR-SEASON STATISTICS (BILLS)**

DATE	OPPONENT	P/S	RUSHING					RECEIVING					W/L	SCORE
			NO.	YDS.	AVG.	LG	TD	NO.	YDS.	AVG.	LG	TD		
09/13	Jets	S	9	30	3.3	12	0	5	23	4.6	9	0	W	27-17
09/20	at Dolphins	S	10	56	5.6	18	0	2	20	10.0	12	0	W	31-28
09/27	Rams	S	13	71	5.5	17	0	4	50	12.5	34	0	W	35-32
10/04	at Raiders	S	18	56	3.1	11	1	5	21	4.2	7	0	W	30-23
10/13	at Titans	S	11	25	2.3	6	0	1	8	8.0	8	0	L	16-42
10/19	Chiefs	S	10	32	3.2	10	0	1	13	13.0	13	0	L	17-26
10/25	at Jets	S	8	29	3.6	12	0	2	18	9.0	12	0	W	18-10
11/01	Patriots	S	14	86	6.1	18	0	1	6	6.0	6	0	W	24-21
11/08	Seahawks	S	2	1	0.5	2	0	3	33	11.0	22	0	W	44-34
11/15	at Cardinals	S	4	15	3.8	13	0	1	-5	-5.0	-5	0	L	30-32
11/29	Chargers	S	11	82	7.5	24	0	3	20	6.7	14	0	W	27-17
12/07	at 49ers	S	18	61	3.4	15	0	3	22	7.3	9	0	W	34-24
12/13	Steelers	S	7	32	4.6	14	0	1	2	2.0	2	0	W	26-15
12/19	at Broncos	S	8	68	8.5	51†	1	3	16	5.3	8	0	W	48-19
12/28	at Patriots	S	10	36	3.6	11	0	2	16	8.0	10	0	W	38-9
01/03	Dolphins	S	3	7	2.3	5	0	1	6	6.0	6	0	W	56-26
<b>2020 TOTALS</b>		<b>16-16</b>	<b>156</b>	<b>687</b>	<b>4.4</b>	<b>51T</b>	<b>2</b>	<b>38</b>	<b>269</b>	<b>7.1</b>	<b>34</b>	<b>0</b>	<b>13-3</b>	

**2021 GAME-BY-GAME REGULAR-SEASON STATISTICS (BILLS)**

DATE	OPPONENT	P/S	RUSHING					RECEIVING					W/L	SCORE
			NO.	YDS.	AVG.	LG	TD	NO.	YDS.	AVG.	LG	TD		
09/12	Steelers	P	11	72	6.5	25	0	3	8	2.7	5	0	L	16-23
09/19	at Dolphins	S	13	82	6.3	46†	1	2	9	4.5	6	0	W	35-0
09/26	Commanders	S	11	26	2.4	7	0	1	0	0.0	0	0	W	43-21
10/03	Texans	S	14	79	5.6	15	0	1	7	7.0	7	0	W	40-0
10/10	at Chiefs	S	6	25	4.2	9	0	1	-2	-2.0	-2	0	W	38-20
10/18	at Titans	S	5	27	5.4	14	0	5	16	3.2	6	0	L	31-34
10/31	Dolphins	S	7	28	4.0	13	0	1	1	1.0	1	0	W	26-11
11/07	at Jaguars	S	6	16	2.7	5	0	7	43	6.1	14	0	L	6-9
11/14	at Jets	S	7	43	6.1	15	1	1	6	6.0	6	0	W	45-17
11/21	Colts	S	3	17	5.7	9	0	3	26	8.7	14	0	L	15-41
11/25	at Saints	S	15	44	2.9	15	0	1	4	4.0	4	0	W	31-6
12/06	Patriots	S	10	36	3.6	17	0	0	0	0.0	0	0	L	10-14
12/12	at Buccaneers	S	4	52	13.0	29	0	6	37	6.2	11	0	L	27-33+
12/19	Panthers	S	22	86	3.9	16†	1	1	10	10.0	10	0	W	31-14
12/26	at Patriots	S	12	39	3.3	7	1	5	39	7.8	12	0	W	33-21
01/02	Falcons	S	23	110	4.8	20	2	0	0	0.0	0	0	W	29-15
01/09	Jets	S	19	88	4.6	40	1	2	24	12.0	19	1	W	27-10
<b>2021 TOTALS</b>		<b>17-16</b>	<b>188</b>	<b>870</b>	<b>4.6</b>	<b>46T</b>	<b>7</b>	<b>40</b>	<b>228</b>	<b>5.7</b>	<b>19</b>	<b>1</b>	<b>11-6</b>	

+ - Overtime

**2022 GAME-BY-GAME REGULAR-SEASON STATISTICS (BILLS)**

DATE	OPPONENT	P/S	RUSHING					RECEIVING					W/L	SCORE
			NO.	YDS.	AVG.	LG	TD	NO.	YDS.	AVG.	LG	TD		
09/08	at Rams	S	8	48	6.0	13	0	2	14	7.0	8	0	W	31-10
09/19	Titans	S	6	19	3.2	16	0	2	2	1.0	1	0	W	41-7
09/25	at Dolphins	S	9	13	1.4	6	0	9	78	8.7	22	1	L	19-21
10/02	at Ravens	S	11	49	4.5	18	0	4	47	11.8	16	0	W	23-20
10/09	Steelers	S	6	42	7.0	23	0	1	4	4.0	4	0	W	38-3
10/16	at Chiefs	S	17	85	5.0	14	0	4	22	5.5	11	0	W	24-20
10/30	Packers	S	14	67	4.8	30	0	1	16	16.0	16	0	W	27-17
11/06	at Jets	S	8	24	3.0	5	0	4	24	6.0	11	0	L	17-20
11/13	Vikings	S	13	47	3.6	21	2	1	0	0.0	0	0	L	30-33+
11/20	Browns	S	18	86	4.8	18	1	2	11	5.5	6	0	W	31-23
11/24	at Lions	S	14	72	5.1	19	0	1	8	8.0	8	0	W	28-25
12/01	at Patriots	S	13	51	3.9	11	1	0	0	0.0	0	0	W	24-10
12/11	Jets	S	8	39	4.9	16	0	1	4	4.0	4	0	W	20-12
12/17	Dolphins	S	13	42	3.2	8	0	3	28	9.3	13	0	W	32-29
12/24	at Bears	S	12	106	8.8	33†	1	2	19	9.5	10	0	W	35-13
01/08	Patriots	S	7	29	4.1	18	0	1	3	3.0	3	0	W	35-23
<b>2022 TOTALS</b>		<b>16-16</b>	<b>177</b>	<b>819</b>	<b>4.6</b>	<b>33T</b>	<b>5</b>	<b>38</b>	<b>280</b>	<b>7.4</b>	<b>22</b>	<b>1</b>	<b>13-3</b>	

+ - Overtime

2023 GAME-BY-GAME REGULAR-SEASON STATISTICS (TEXANS)

DATE	OPPONENT	P/S	RUSHING						RECEIVING						
			NO.	YDS.	AVG.	LG	TD	NO.	YDS.	AVG.	LG	TD	W/L	SCORE	
09/10	at Ravens	P	7	15	2.1	4	0	0	0	0.0	0	0	0	L	9-25
09/17	Colts	P	4	14	3.5	5	0	1	10	10.0	10	0	0	L	20-31
09/24	at Jaguars	P	9	41	4.6	14	0	2	4	2.0	7	0	0	W	37-17
10/01	Steelers	P	7	25	3.6	9	0	1	11	11.0	11	0	0	W	30-6
10/08	at Falcons	P	0	0	0.0	0	0	0	0	0.0	0	0	0	L	19-21
10/15	Saints	P	12	58	4.8	17	0	1	4	4.0	4	0	0	W	20-13
10/29	at Panthers	P	10	30	3.0	9	0	2	13	6.5	10	0	0	L	13-15
11/05	Buccaneers	S	13	26	2.0	9	0	2	0	0.0	3	0	0	W	39-37
11/12	at Bengals	S	30	150	5.0	22	1	1	11	11.0	11	0	0	W	30-27
11/19	Cardinals	S	22	112	5.1	21	1	2	6	3.0	4	0	0	W	21-16
11/26	Jaguars	S	6	18	3.0	14	0	6	54	9.0	33	0	0	L	21-24
12/03	Broncos	S	8	36	4.5	14	0	1	4	4.0	4	0	0	W	22-17
12/10	at Jets	S	13	65	5.0	17	1	0	0	0.0	0	0	0	L	6-30
12/17	at Titans	S	26	121	4.7	19	0	4	49	12.3	41	0	0	W	19-16+
12/24	Browns	S	9	44	4.9	17	0	3	19	6.3	8	0	0	L	22-36
12/31	Titans	S	16	80	5.0	24	0	3	6	2.0	3	0	0	W	26-3
01/06	at Colts	S	24	63	2.6	7	1	1	2	2.0	2	0	0	W	23-19
<b>2023 TOTALS</b>		<b>17-10</b>	<b>216</b>	<b>898</b>	<b>4.2</b>	<b>24</b>	<b>4</b>	<b>30</b>	<b>193</b>	<b>6.4</b>	<b>41</b>	<b>0</b>	<b>10-7</b>		

+ - Overtime

2024 GAME-BY-GAME REGULAR-SEASON STATISTICS (GIANTS)

DATE	OPPONENT	P/S	RUSHING						RECEIVING						
			NO.	YDS.	AVG.	LG	TD	NO.	YDS.	AVG.	LG	TD	W/L	SCORE	
09/08	Vikings	S	10	37	3.7	7	0	4	15	3.8	12	0	0	L	6-28
09/15	at Commanders	S	16	95	5.9	22	1	1	0	0.0	0	0	0	L	18-21
09/22	at Browns	S	16	65	4.1	43	1	4	43	10.8	23	0	0	W	21-15
09/26	Cowboys	S	14	24	1.7	5	0	1	14	14.0	14	0	0	L	15-20
10/06	at Seahawks													W	29-20
10/13	Bengals													L	7-17
10/20	Eagles	P	5	18	3.6	10	0	1	3	3.0	3	0	0	L	3-28
10/28	at Steelers	P	2	11	5.5	7	0	2	12	6.0	8	0	0	L	18-26
11/03	Commanders	P	7	33	4.7	15	0	0	0	0.0	0	0	0	L	22-27
11/10	at Panthers	P	8	40	5.0	14	0	1	5	5.0	5	0	0	L	17-20+
11/24	Buccaneers	P	2	3	1.5	2	1	2	7	3.5	10	0	0	L	7-30
11/28	at Cowboys	S	7	23	3.3	7	0	0	0	0.0	0	0	0	L	20-27
<b>2024 TOTALS</b>		<b>10-5</b>	<b>87</b>	<b>349</b>	<b>4.0</b>	<b>43</b>	<b>3</b>	<b>16</b>	<b>99</b>	<b>6.2</b>	<b>23</b>	<b>0</b>	<b>2-10</b>		

+ - Overtime

2019 GAME-BY-GAME POSTSEASON STATISTICS (BILLS)

DATE	OPPONENT	P/S	RUSHING						RECEIVING						
			NO.	YDS.	AVG.	LG	TD	NO.	YDS.	AVG.	LG	TD	W/L	SCORE	
01/04	at Texans	S	13	58	4.5	18	0	6	76	12.7	38	0	0	L	19-22+
<b>2019 TOTALS</b>		<b>1-1</b>	<b>13</b>	<b>58</b>	<b>4.5</b>	<b>18</b>	<b>0</b>	<b>6</b>	<b>76</b>	<b>12.7</b>	<b>38</b>	<b>0</b>	<b>0-1</b>		

+ - Overtime

2020 GAME-BY-GAME POSTSEASON STATISTICS (BILLS)

DATE	OPPONENT	P/S	RUSHING						RECEIVING						
			NO.	YDS.	AVG.	LG	TD	NO.	YDS.	AVG.	LG	TD	W/L	SCORE	
01/09	Colts	P	3	21	7.0	13	0	3	23	7.7	14	0	0	W	27-24
01/16	Ravens	S	7	25	3.6	12	0	3	12	4.0	9	0	0	W	17-3
01/24	at Chiefs	S	6	17	2.8	7	0	2	9	4.5	7	0	0	L	24-38
<b>2020 TOTALS</b>		<b>3-2</b>	<b>16</b>	<b>63</b>	<b>3.9</b>	<b>13</b>	<b>0</b>	<b>8</b>	<b>44</b>	<b>5.5</b>	<b>14</b>	<b>0</b>	<b>2-1</b>		

2021 GAME-BY-GAME POSTSEASON STATISTICS (BILLS)

DATE	OPPONENT	P/S	RUSHING						RECEIVING						
			NO.	YDS.	AVG.	LG	TD	NO.	YDS.	AVG.	LG	TD	W/L	SCORE	
01/15	Patriots	S	16	81	5.1	16t	2	3	13	4.3	9	0	0	W	47-17
01/23	at Chiefs	S	10	26	2.6	7	1	4	25	6.3	15	0	0	L	36-42+
<b>2021 TOTALS</b>		<b>2-2</b>	<b>26</b>	<b>107</b>	<b>4.1</b>	<b>16T</b>	<b>3</b>	<b>7</b>	<b>38</b>	<b>5.4</b>	<b>15</b>	<b>0</b>	<b>1-1</b>		

+ - Overtime


2022 GAME-BY-GAME POSTSEASON STATISTICS (BILLS)

DATE	OPPONENT	P/S	RUSHING						RECEIVING						
			NO.	YDS.	AVG.	LG	TD	NO.	YDS.	AVG.	LG	TD	W/L	SCORE	
01/15	Dolphins	S	10	48	4.8	13	0	0	0	0.0	0	0	0	W	34-31
01/22	Bengals	S	6	25	4.2	7	0	5	37	7.4	16	0	0	L	10-27
<b>2022 TOTALS</b>		<b>2-2</b>	<b>16</b>	<b>73</b>	<b>4.6</b>	<b>13</b>	<b>0</b>	<b>5</b>	<b>37</b>	<b>7.4</b>	<b>16</b>	<b>0</b>	<b>1-1</b>		



**2023 GAME-BY-GAME POSTSEASON STATISTICS (TEXANS)**

DATE	OPPONENT	P/S	RUSHING					RECEIVING					W/L	SCORE
			NO.	YDS.	AVG.	LG	TD	NO.	YDS.	AVG.	LG	TD		
01/13	Browns	S	13	66	5.1	29	1	3	4	1.3	3	0	W	45-14
01/20	at Ravens	S	9	22	2.4	16	0	5	48	9.6	26	0	L	10-34
<b>2023 TOTALS</b>		<b>2-2</b>	<b>22</b>	<b>88</b>	<b>4.0</b>	<b>29</b>	<b>1</b>	<b>8</b>	<b>52</b>	<b>6.5</b>	<b>26</b>	<b>0</b>	<b>1-1</b>	



# DARIUS SLAYTON

WR

HEIGHT: 6-1  
WEIGHT: 198  
COLLEGE: AUBURN  
HOW ACQUIRED: D5-'19  
NFL EXP.: 6TH YEAR  
GIANTS EXP.: 6TH YEAR

86

## TRANSACTIONS

- » Originally a 5th-round (171st pick overall) draft choice by the Giants in 2019...Re-signed as a free agent by the Giants on March 20, 2023.

## 2024 SEASON HIGHLIGHTS

- » Tallied 108 yards on just 4 receptions in Week 8 against Pittsburgh (10/29)...This marked his 2nd 100-yard game of the season and 7th of his career...His 4 catches increased his career total to 249, moving him past TE Aaron Thomas (247) and into 17th place on the Giants' all-time list. His 108 yards increased his career total to 3,744 which moved him ahead of WR Plaxico Burress (3,681) and TE Mark Bavaro (3,722) into 19th place in team history.
- » Posted 6 receptions for 57 yards on 11 targets in Week 6 against Cincinnati (10/13)...This was the 2nd consecutive week Slayton has been targeted 11 times.
- » Recorded 8 receptions for 122 yards (15.3 avg.) and one touchdown in Week 5 against Seattle (10/6)...His eight catches tied the second-highest total of his career...His 122 yards were the third-highest total of his career and the most since 10/11/20 vs. Dallas...Slayton's touchdown of 30 yards was his 12th touchdown reception of 30-plus yards in his career which is tied for the 3rd-most in Giants history since 1970.

## CAREER HIGHLIGHTS

- » Has played in 87 regular-season games with 61 starts and started both postseason games in which he played for the Giants...Regular-season totals include 254 receptions for 3,801 yards (15.0-yard avg.) and 20 touchdowns, with a long catch of 80 yards for a touchdown...Also has 9 kickoff returns for a 21.0-yard average...In the playoffs, he has 5 receptions for 92 yards (18.4-yard avg.) and one rushing attempt for 3 yards...With 740 yards as a rookie, 751 in 2020, 724 in 2022 and 770 in 2023, Slayton is the only receiver in Giants history to lead the team in receiving yards in 4 of his first 5 seasons...His 3,793 career receiving yards rank 18th in franchise history.
- » In 2023, played in all 17 games with 13 starts and led the Giants with a career-high 770 receiving yards and was 3rd with a career-high-tying 50 receptions...Tied Saquon Barkley for the team lead with 4 touchdown receptions...Scored one touchdown in each of the season's final 3 games...Ranked 2nd on the Giants with a 15.4-yard receiving average...Tied Wan'Dale Robinson for the team lead with 29 receptions for first downs...Led the team with 8 receptions of 25+ yards...Joined Miami's Tyreek Hill and Pittsburgh's George Pickens as the only NFL receivers with multiple touchdown receptions of 65+ yards.
- » Picked up a first down on all 3 of his receptions for 62 yards, including a 29-yard catch, at Arizona (9/17)...Hauled in 4 passes for a team-high 69 yards (17.3-yard avg.) at Buffalo (10/15)...Caught his first touchdown pass of the season, a 40-yarder, at Washington (11/19).
- » Totaled 3 catches for 90 yards, including a 69-yard touchdown reception from Tyrod Taylor, at Philadelphia (12/25)...Caught 4 passes for a season-high 106 yards, including a career-long 80-yarder from Taylor, vs. the Rams (12/31)...It was his 5th career 100-yard game and first since Oct. 11, 2020, when he had eight receptions for 129 yards at Dallas...The 80-yard touchdown was the longest passing touchdown by the Giants since Eli Manning and Odell Beckham, Jr. connected for an 84-yard score on Dec. 24, 2015...Became the 4th Giant since 1970 to register a 65+ yard touchdown reception in back-to-back games, joining Beckham (2015), Victor Cruz (2011), and Mario Manningham (2010).
- » Against the Rams, the Giants also scored on Gunner Olszewski's 94-yard punt return...The Giants have played 1,455 games in their history, including the postseason, and that is the only one in which they scored 2 touchdowns of 80 or more yards.
- » Recorded 5 catches for 62 yards and a touchdown vs. Philadelphia (1/7), his 3rd straight game with a receiving touchdown...Became the first Giant since Sterling Shepard in 2020 with a touchdown reception in 3 consecutive games.
- » In 2022, played in 16 games with 11 starts and started both Giants' postseason games...Inactive for the season opener at Tennessee (9/11)...Led the Giants with 724 receiving yards and was 3rd on the team with 46 receptions, including 2 touchdowns...In the playoffs, he added 5 receptions for 92 yards (18.4 avg.), including a team-long 47-yarder.
- » Led the Giants with 6 catches for 79 yards at Green Bay (10/9)...Made the first of 11 consecutive starts and had one catch for 18 yards vs. Baltimore (10/16)...Caught his first touchdown pass of the season, a 32-yarder on the Giants' first possession, at Jacksonville (10/23), ending the Giants' streak without a first-possession touchdown at 14 consecutive games, dating back to Nov. 1, 2021, at Kansas City...Slayton led the Giants with 58 receiving yards on 3 receptions.
- » Led all Giants receivers with 5 receptions for 66 yards at Seattle (10/30)...Recorded a team-high 95 receiving yards, including a 54-yard touchdown, vs. Houston (11/13)...It was his highest yardage total since he had 129 at Dallas on Oct. 22, 2020...Had a team-long 24-yard reception and totaled 5 catches for 86 yards vs. Detroit (11/20).
- » Tallied a team-high 63 receiving yards on 3 catches, which included a 44-yard reception, at Dallas (11/24).
- » Finished with a season-high 90 yards and tied his season best with 6 catches vs. Washington (12/4)...His 55-yard reception was Giants' 2nd-longest of the season.
- » Had 4 receptions for 88 yards, including a game-long 47-yarder, in the NFC Wild Card Game at Minnesota (1/15)...Made one catch for 4 yards in

the divisional round at Philadelphia (1/21).

- » In 2021, played in 13 games with 5 starts...Inactive at New Orleans (10/3), at Dallas (10/10) and vs. the Rams (10/17) with a hamstring injury...Did not play at Chicago (1/2), because he was on the reserve/COVID-19 list...Totaled 26 receptions for 339 yards and 2 touchdowns...Also added one carry for minus-13 yards.
- » Posted 3 receptions for 65 yards vs. Denver (9/12)...Caught 3 passes for 54 yards and a 33-yard touchdown pass from Daniel Jones to give the Giants a 20-14 with 4:48 remaining in the 3rd quarter...Returned from injury and caught 5 receptions for 63 yards vs. Carolina (10/24)...Tallied 4 receptions for 37 yards at Tampa Bay (11/22) and 3 catches for 40 yards vs. Philadelphia (11/28)...Caught 2 passes in each game at Miami (12/5) and vs. Dallas (12/19)...Posted 2 receptions for 29 yards and a 22-yard touchdown from quarterback Jake Fromm vs. Washington (1/9).
- » In 2020, played in all 16 games with 15 starts and led the Giants with 751 receiving yards and a 15.0-yard per-catch average...Tied Sterling Shepard for the team lead with 3 touchdown receptions and was 3rd on the team and 2nd among wide receivers with 50 catches...Led the Giants with 5 receptions of 30 or more yards and 40 of his 50 catches produced first downs, an 80% rate that was the NFL's 3rd highest.
- » Began the year with 6 catches for 102 yards, including a season-high 2 touchdowns on receptions of 41 and 7 yards, vs. Pittsburgh (9/14)...Scored the Giants' first touchdown of the season when he caught Daniel Jones' pass to give the Giants a 10-3 lead...Also scored with 1:52 remaining.
- » Slayton finished with team highs of 8 catches and 129 yards, both the 2nd-highest totals of his career, at Dallas (10/11)...He had 10 receptions vs. the Jets on Nov. 10, 2019, and 154 yards at Philadelphia on Dec. 9, 2019...The 100-yard game was Slayton's 2nd of the season and 4th of his career...Slayton's 129-yard performance was tied by tight end Evan Engram at Cincinnati for the Giants' highest total of the season.
- » Caught 2 passes for 41 yards and scored his 3rd touchdown of the season on a 23-yard reception in the Giants' first victory of the season vs. Washington (10/18).
- » Picked up a first down on all 5 of his receptions (for 56 yards) vs. Tampa Bay (11/2).
- » Had 5 receptions for 93 yards, including a game-long 40-yarder, vs. Philadelphia (11/15).
- » As a rookie in 2019, played in 14 games with 9 starts...Inactive for the season's first 2 games with a hamstring injury...Had one of the finest seasons by a rookie wide receiver in Giants history...Led the team with 740 receiving yards and 8 touchdowns and was 4th with 48 catches...The 8 touchdown receptions tied him with Tennessee's A.J. Brown for the highest total among NFL rookies...Slayton's yardage total was the 5th-highest among rookie receivers and his 48 receptions ranked 8th...Averaged 21.0 yards on 9 kickoff returns with a long runback of 30 yards.
- » Was the first rookie drafted in the 5th round or later to have 8 or more touchdowns since New Orleans' Marcus Colston in 2006.
- » Was the first rookie since 2014 (Odell Beckham, Jr. and Mike Evans) with 3 or more games (3) with 2 or more touchdown catches and the first NFL rookie with multiple 100-yard, 2-touchdown games since 2014, when Beckham (3), Allen Hurns (2) and Evans (2) each accomplished the feat.
- » Scored 2 touchdowns in each of 3 games: at Detroit (10/27), at the Jets (10/11) and at Philadelphia (12/9), the highest total by a Giants rookie since Beckham had 4 games with at least 2 touchdown catches in 2014.
- » Slayton is among the top 6 rookies in Giants history in receptions, yards and touchdown catches:

**Most Receptions/Giants Rookie**

Odell Beckham, Jr.	2014	91
Saquon Barkley**	2018	91
Jeremy Shockey*	2002	74
Sterling Shepard	2016	65
Evan Engram*	2017	64
Bobby Johnson	1984	48
<b>Darius Slayton</b>	<b>2019</b>	<b>48</b>

**Most Receiving Yards/Giants Rookie**

Odell Beckham, Jr.	2014	1,305
Jeremy Shockey*	2002	894
Bobby Johnson	1984	795
Hakeem Nicks	2009	790
<b>Darius Slayton</b>	<b>2019</b>	<b>740</b>

**Most Touchdown Receptions/Giants Rookie**

Odell Beckham, Jr.	2014	12
Bill Swiacki	1948	10
Ken MacAfee	1954	8
Sterling Shepard	2016	8
<b>Darius Slayton</b>	<b>2019</b>	<b>8</b>

\*Tight End

\*\*Running Back

- » Made a season-high 10 catches, for 121 yards (his first career 100-yard game), including touchdowns of 5 and 39 yards, at the Jets.
- » Finished with 5 catches for a career-high 154 yards and 2 touchdowns in a Monday night game at Philadelphia. The scores were on 35 and 55-yard receptions, the latter Slayton's longest catch of the season...His yardage total was the highest by a Giants receiver since Oct. 22, 2018, when Sterling Shepard gained 167 yards on 5 catches. The 154 yards was the highest total by a Giants rookie since Beckham had 185 receiving yards vs. Philadelphia on Dec. 28, 2014...Slayton gained all 154 yards in the first half to become the first Giants player with more than 150 receiving yards in a half since Plaxico Burress had 179 yards in the first 2 quarters of a 44-24 victory vs. the Rams on Oct. 2, 2005.
- » Slayton's final touchdown of the season vs. Miami (12/15) was a significant milestone in Giants history...With 11:53 remaining in the 3rd quarter, his 5-yard score gave the Giants a 14-10 lead they never relinquished in a game they won, 36-20...More significantly, it was the 366th and final touchdown pass of Eli Manning's 16-year career.

**COLLEGE**

- » In 3 seasons at Auburn, he played in 38 games and caught 79 passes for 1,605 yards (20.3-yard avg.), and 11 touchdowns, with a long catch of 74 yards...His 1,605 receiving yards rank him 11th among Auburn career leaders...In 2018, played in 12 games and finished with career-high totals of

35 receptions for 670 yards (19.1-yard avg.) and 5 touchdowns...Caught 3 passes, for touchdowns of 74, 52, and 34 yards, in the Music City Bowl vs. Purdue...Set Auburn bowl records for receiving yards (160), touchdowns (3), and longest touchdown catch (74)...In 2017, played in 13 games and totaled 29 receptions for 643 yards (career-high 22.2-yard avg.) and 5 scores...In 2016, played in 13 games with 11 starts in his first season of collegiate action...Finished with 15 receptions for 292 yards (19.5-yard avg.) and 1 touchdown...Scored his first career touchdown on a 21-yard reception vs. Vanderbilt...Redshirted in 2015.

## OFF-THE-FIELD ACTIVITY

- » Founded the Left Hand Right Hand Foundation to provide support to those in need through education opportunities, resources and community events...Visited St. Francis Prep in Queens, N.Y. to host a football clinic for 70 football players from both the school and the Far Rockaway Giants program... Attended the Annual Vision of Hope Gala to celebrate Lt. Moody of the Far Rockaway and Harlem Giants, who received the Ann & Wellington Mara Award... Attended the United Way of New York City's Gridiron Gala event at Glasshouses in NYC, which raised more than \$2 million for UWNYP programming...Participated in the Built Ford Tough Field Day at the Quest Diagnostic Training Center for the 7 high school girls flag football champions from leagues supported by the Giants...Served as one of the Giants player ambassador for MetLife's First Responder Hats campaign to support the New York City Police Foundation's Far Rockaway and Harlem Giants, the FDNY Foundation and Port Authority Police PBA Widow's and Children's Fund...Hosted a youth football camp for more than 200 kids in Atlanta, Ga....Attended the New York City Police Foundation Gala at the Intrepid Museum to celebrate the hard work of the NYPD and success of the Far Rockaway and Harlem Giants programs... Attended the annual Far Rockaway and Harlem Giants Awards dinner at the NYPD headquarters to celebrate the boys and police officers in the programs and received their annual community service award...Visited Far Rockaway (N.Y.) High School to participate in a CPR and AED training led by the FDNY foundation, in which with both boys tackle and girls flag football players were trained in CPR/AED. NYPD officers and boys from the Far Rockaway Giants were in attendance and enjoyed a pizza party after the training...The Left Hand Right Hand Foundation hosted a Thanksgiving meal basket giveaway in Slayton's hometown in Georgia...Surprised 16 deserving families from the New York City Police Foundation's Far Rockaway and Harlem Giants with a holiday giveaway to provide household items, clothing and gifts...Represented Mothers Against Drunk Driving (MADD) to honor his childhood best friend during the Week 13 My Cause My Cleats NFL initiative...Met with members from the Wounded Warriors Project during their visit at the Quest Diagnostic Training Facility to watch practice and enjoy a day with the Giants.

## PERSONAL

- » Studied in the College of Business...First-team Class 2A all-state selection at Greater Atlanta Christian School in Norcross, Ga....All-region player at wide receiver and defensive back ...Selected to the U.S. Army All-American Bowl...State sprint champion at 100 and 200 meters...Son of Pamela Slayton and Eddie Slayton...Has a sister, Maileka...Cousin, Darrell Crawford, played linebacker at Auburn.

### DARIUS SLAYTON'S NFL REGULAR SEASON RUSHING/RECEIVING STATISTICS

DATE	TEAM	GP	GS	RECEIVING					RUSHING				
				NO.	YDS.	AVG.	LG	TD	NO.	YDS.	AVG.	LG	TD
2019	Giants	14	9	48	740	15.4	55t	8	0	0	0.0	0	0
2020	Giants	16	15	50	751	15.0	41t	3	2	-1	-0.5	2	0
2021	Giants	13	5	26	339	13.0	42	2	1	-13	-13.0	-13	0
2022	Giants	16	11	46	724	15.7	55	2	0	0	0.0	0	0
2023	Giants	17	13	50	770	15.4	80t	4	0	0	0.0	0	0
2024	Giants	11	8	34	477	14.0	43	1	1	11	11.0	11	0
<b>NFL TOTALS</b>		<b>87</b>	<b>61</b>	<b>254</b>	<b>3,801</b>	<b>15.0</b>	<b>80T</b>	<b>20</b>	<b>4</b>	<b>-3</b>	<b>-0.8</b>	<b>11</b>	<b>0</b>

### DARIUS SLAYTON'S NFL POSTSEASON RUSHING/RECEIVING STATISTICS

DATE	TEAM	GP	GS	RECEIVING					RUSHING				
				NO.	YDS.	AVG.	LG	TD	NO.	YDS.	AVG.	LG	TD
2022	Giants	2	2	5	92	18.4	47	0	1	3	3.0	3	0
<b>NFL TOTALS</b>		<b>2</b>	<b>2</b>	<b>5</b>	<b>92</b>	<b>18.4</b>	<b>47</b>	<b>0</b>	<b>1</b>	<b>3</b>	<b>3.0</b>	<b>3</b>	<b>0</b>

### DARIUS SLAYTON'S NFL REGULAR SEASON RETURN STATISTICS

DATE	TEAM	KICKOFF RETURNS					PUNT RETURNS					
		RET.	YDS.	AVG.	LG	TD	NO.	FC	YDS.	AVG.	LG	TD
2019	Giants	9	189	21.0	30	0	0	0	0	0.0	0	0
2020	Giants	0	0	0.0	0	0	0	0	0	0.0	0	0
2021	Giants	0	0	0.0	0	0	0	0	0	0.0	0	0
2022	Giants	0	0	0.0	0	0	0	0	0	0.0	0	0
2023	Giants	0	0	0.0	0	0	0	0	1	0	0.0	0
2024	Giants	0	0	0.0	0	0	0	1	1	0	0.0	0
<b>NFL TOTALS</b>		<b>9</b>	<b>189</b>	<b>21.0</b>	<b>30</b>	<b>0</b>	<b>1</b>	<b>2</b>	<b>0</b>	<b>0.0</b>	<b>0</b>	<b>0</b>

### DARIUS SLAYTON'S NFL POSTSEASON RETURN STATISTICS

DATE	TEAM	KICKOFF RETURNS					PUNT RETURNS					
		RET.	YDS.	AVG.	LG	TD	NO.	FC	YDS.	AVG.	LG	TD
2022	Giants	0	0	0.0	0	0	0	0	0	0.0	0	0
<b>NFL TOTALS</b>		<b>0</b>	<b>0</b>	<b>0.0</b>	<b>0</b>	<b>0</b>	<b>0</b>	<b>0</b>	<b>0</b>	<b>0.0</b>	<b>0</b>	<b>0</b>

### SINGLE-GAME HIGHS: RUSHING/RECEIVING

<b>Rush Attempts</b>	1 vs. Philadelphia Eagles, Nov 28, 2021 1 at Washington Commanders, Nov 08, 2020 1 vs. Washington Commanders, Oct 18, 2020	<b>All-Purpose Yards</b>	154 at Philadelphia Eagles, Dec 09, 2019 152 at Detroit Lions, Oct 27, 2019 129 at Dallas Cowboys, Oct 11, 2020 122 at Seattle Seahawks, Oct 06, 2024 121 at New York Jets, Nov 10, 2019
<b>Rushing Yards</b>	2 at Washington Commanders, Nov 08, 2020	<b>Kickoff Returns</b>	5 at Detroit Lions, Oct 27, 2019 4 vs. Arizona Cardinals, Oct 20, 2019
<b>Longest Runs</b>	11 vs. Washington Commanders, Nov 03, 2024 2 at Washington Football Team, Nov 08, 2020	<b>Kickoff Return Yards</b>	102 at Detroit Lions, Oct 27, 2019 87 vs. Arizona Cardinals, Oct 20, 2019
<b>Receptions</b>	10 at New York Jets, Nov 10, 2019 8 at Seattle Seahawks, Oct 06, 2024 8 at Dallas Cowboys, Oct 11, 2020 6 vs. Cincinnati Bengals, Oct 13, 2024 6 vs. Washington Commanders, Dec 04, 2022 6 at Green Bay Packers, Oct 09, 2022 ...2 more at 6.	<b>Longest Kickoff Return</b>	30 at Detroit Lions, Oct 27, 2019 30 vs. Arizona Cardinals, Oct 20, 2019 23 vs. Arizona Cardinals, Oct 20, 2019 21 at Detroit Lions, Oct 27, 2019 21 vs. Arizona Cardinals, Oct 20, 2019
<b>Receiving Yards</b>	154 at Philadelphia Eagles, Dec 09, 2019 129 at Dallas Cowboys, Oct 11, 2020 122 at Seattle Seahawks, Oct 06, 2024 121 at New York Jets, Nov 10, 2019 108 at Pittsburgh Steelers, Oct 28, 2024	<b>Fair Catches</b>	1 vs. Minnesota Vikings, Sep 08, 2024 1 vs. Washington Commanders, Oct 22, 2023
<b>Receiving Average</b>	31.7 vs. Houston Texans, Nov 13, 2022 30.8 at Philadelphia Eagles, Dec 09, 2019 30.0 at Philadelphia Eagles, Dec 25, 2023 27.3 at Tampa Bay Buccaneers, Sep 22, 2019 27.0 at Pittsburgh Steelers, Oct 28, 2024	<b>Kickoff Return Average</b>	21.8 vs. Arizona Cardinals, Oct 20, 2019 20.4 at Detroit Lions, Oct 27, 2019
<b>Longest Receptions</b>	80t vs. Los Angeles Rams, Dec 31, 2023 69t at Philadelphia Eagles, Dec 25, 2023 55 vs. Washington Commanders, Dec 04, 2022 55t at Philadelphia Eagles, Dec 09, 2019 54t vs. Houston Texans, Nov 13, 2022	<b>Most TDs</b>	2 vs. Pittsburgh Steelers, Sep 14, 2020 ...3 more at 2.
<b>Receiving TDs</b>	2 vs. Pittsburgh Steelers, Sep 14, 2020 2 at Philadelphia Eagles, Dec 09, 2019 2 at New York Jets, Nov 10, 2019 2 at Detroit Lions, Oct 27, 2019	<b>Miscellaneous Tackles</b>	2 at Tampa Bay Buccaneers, Nov 22, 2021 1 vs. Los Angeles Rams, Dec 31, 2023 1 vs. Chicago Bears, Oct 02, 2022 1 at Miami Dolphins, Dec 05, 2021 ...3 more at 1.

### SINGLE-GAME HIGHS - POSTSEASON: RUSHING/RECEIVING

<b>Rush Attempts</b>	1 at Minnesota Vikings, Jan 15, 2023	<b>Receiving Yards</b>	88 at Minnesota Vikings, Jan 15, 2023 4 at Philadelphia Eagles, Jan 21, 2023
<b>Rushing Yards</b>	3 at Minnesota Vikings, Jan 15, 2023	<b>Receiving Average</b>	22.0 at Minnesota Vikings, Jan 15, 2023
<b>Longest Runs</b>	3 at Minnesota Vikings, Jan 15, 2023	<b>Longest Receptions</b>	47 at Minnesota Vikings, Jan 15, 2023 22 at Minnesota Vikings, Jan 15, 2023 14 at Minnesota Vikings, Jan 15, 2023 5 at Minnesota Vikings, Jan 15, 2023 4 at Philadelphia Eagles, Jan 21, 2023
<b>Receptions</b>	4 at Minnesota Vikings, Jan 15, 2023 1 at Philadelphia Eagles, Jan 21, 2023	<b>All-Purpose Yards</b>	91 at Minnesota Vikings, Jan 15, 2023 4 at Philadelphia Eagles, Jan 21, 2023

### 100-YARD RECEIVING GAMES (7): REGULAR SEASON

DATE	TEAM	NO.	YDS.	AVG.	LG	TD
11/10/19	at Jets	10	121	12.1	39t	2
12/09/19	at Eagles	5	154	30.8	55t	2
09/14/20	STEELERS	6	102	17.0	41t	2
10/11/20	at Cowboys	8	129	16.1	39	0
12/31/23	RAMS	4	106	26.5	80t	1
10/06/24	at Seahawks	8	122	15.3	41	1
10/28/24	at Steelers	4	108	27.0	43	0

2019 GAME-BY-GAME REGULAR-SEASON STATISTICS (GIANTS)

DATE	OPPONENT	P/S	RECEIVING					RUSHING					W/L	SCORE
			NO.	YDS.	AVG.	LG	TD	NO.	YDS.	AVG.	LG	TD		
09/08	at Cowboys												L	17-35
09/15	Bills												L	14-28
09/22	at Buccaneers	P	3	82	27.3	46	0	0	0	0.0	0	0	W	32-31
09/29	Commanders	P	2	13	6.5	8	0	0	0	0.0	0	0	W	24-3
10/06	Vikings	P	4	62	15.5	35†	1	0	0	0.0	0	0	L	10-28
10/10	at Patriots	S	3	32	10.7	12	0	0	0	0.0	0	0	L	14-35
10/20	Cardinals	S	2	28	14.0	20	0	0	0	0.0	0	0	L	21-27
10/27	at Lions	S	2	50	25.0	28†	2	0	0	0.0	0	0	L	26-31
11/04	Cowboys	S	1	6	6.0	6	0	0	0	0.0	0	0	L	18-37
11/10	at Jets	S	10	121	12.1	39†	2	0	0	0.0	0	0	L	27-34
11/24	at Bears	S	4	67	16.8	19	0	0	0	0.0	0	0	L	14-19
12/01	Packers	S	6	44	7.3	13	0	0	0	0.0	0	0	L	13-31
12/09	at Eagles	P	5	154	30.8	55†	2	0	0	0.0	0	0	L	17-23+
12/15	Dolphins	S	2	31	15.5	26	1	0	0	0.0	0	0	W	36-20
12/22	at Commanders	S	0	0	0.0	0	0	0	0	0.0	0	0	W	41-35+
12/29	Eagles	P	4	50	12.5	33	0	0	0	0.0	0	0	L	17-34
<b>2019 TOTALS</b>		<b>14-9</b>	<b>48</b>	<b>740</b>	<b>15.4</b>	<b>55T</b>	<b>8</b>	<b>0</b>	<b>0</b>	<b>0.0</b>	<b>0</b>	<b>0</b>	<b>4-12</b>	

+ - Overtime

2020 GAME-BY-GAME REGULAR-SEASON STATISTICS (GIANTS)

DATE	OPPONENT	P/S	RECEIVING					RUSHING					W/L	SCORE
			NO.	YDS.	AVG.	LG	TD	NO.	YDS.	AVG.	LG	TD		
09/14	Steelers	P	6	102	17.0	41†	2	0	0	0.0	0	0	L	16-26
09/20	at Bears	S	3	33	11.0	17	0	0	0	0.0	0	0	L	13-17
09/27	49ers	S	3	53	17.7	23	0	0	0	0.0	0	0	L	9-36
10/04	at Rams	S	3	48	16.0	33	0	0	0	0.0	0	0	L	9-17
10/11	at Cowboys	S	8	129	16.1	39	0	0	0	0.0	0	0	L	34-37
10/18	Commanders	S	2	41	20.5	23†	1	1	-3	-3.0	-3	0	W	20-19
10/22	at Eagles	S	2	23	11.5	12	0	0	0	0.0	0	0	L	21-22
11/02	Buccaneers	S	5	56	11.2	14	0	0	0	0.0	0	0	L	23-25
11/08	at Commanders	S	1	6	6.0	6	0	1	2	2.0	2	0	W	23-20
11/15	Eagles	S	5	93	18.6	40	0	0	0	0.0	0	0	W	27-17
11/29	at Bengals	S	0	0	0.0	0	0	0	0	0.0	0	0	W	19-17
12/06	at Seahawks	S	1	14	14.0	14	0	0	0	0.0	0	0	W	17-12
12/13	Cardinals	S	3	31	10.3	13	0	0	0	0.0	0	0	L	7-26
12/20	Browns	S	4	74	18.5	35	0	0	0	0.0	0	0	L	6-20
12/27	at Ravens	S	2	26	13.0	15	0	0	0	0.0	0	0	L	13-27
01/03	Cowboys	S	2	22	11.0	15	0	0	0	0.0	0	0	W	23-19
<b>2020 TOTALS</b>		<b>16-15</b>	<b>50</b>	<b>751</b>	<b>15.0</b>	<b>41T</b>	<b>3</b>	<b>2</b>	<b>-1</b>	<b>-0.5</b>	<b>2</b>	<b>0</b>	<b>6-10</b>	

2021 GAME-BY-GAME REGULAR-SEASON STATISTICS (GIANTS)

DATE	OPPONENT	P/S	RECEIVING					RUSHING					W/L	SCORE
			NO.	YDS.	AVG.	LG	TD	NO.	YDS.	AVG.	LG	TD		
09/12	Broncos	P	3	65	21.7	42	0	0	0	0.0	0	0	L	13-27
09/16	at Commanders	P	3	54	18.0	33†	1	0	0	0.0	0	0	L	29-30
09/26	Falcons	P	1	8	8.0	8	0	0	0	0.0	0	0	L	14-17
10/03	at Saints												W	27-21+
10/10	at Cowboys												L	20-44
10/17	Rams												L	11-38
10/24	Panthers	S	5	63	12.6	16	0	0	0	0.0	0	0	W	25-3
11/01	at Chiefs	S	0	0	0.0	0	0	0	0	0.0	0	0	L	17-20
11/07	Raiders	P	0	0	0.0	0	0	0	0	0.0	0	0	W	23-16
11/22	at Buccaneers	P	4	37	9.3	21	0	0	0	0.0	0	0	L	10-30
11/28	Eagles	S	3	40	13.3	18	0	1	-13	-13.0	-13	0	W	13-7
12/05	at Dolphins	S	2	13	6.5	9	0	0	0	0.0	0	0	L	9-20
12/12	at Chargers	P	0	0	0.0	0	0	0	0	0.0	0	0	L	21-37
12/19	Cowboys	P	2	23	11.5	14	0	0	0	0.0	0	0	L	6-21
12/26	at Eagles	S	1	7	7.0	7	0	0	0	0.0	0	0	L	10-34
01/02	at Bears												L	3-29
01/09	Commanders	P	2	29	14.5	22†	1	0	0	0.0	0	0	L	7-22
<b>2021 TOTALS</b>		<b>13-5</b>	<b>26</b>	<b>339</b>	<b>13.0</b>	<b>42</b>	<b>2</b>	<b>1</b>	<b>-13</b>	<b>-13.0</b>	<b>-13</b>	<b>0</b>	<b>4-13</b>	

+ - Overtime

**2022 GAME-BY-GAME REGULAR-SEASON STATISTICS (GIANTS)**

DATE	OPPONENT	P/S	RECEIVING					RUSHING					W/L/T	SCORE
			NO.	YDS.	AVG.	LG	TD	NO.	YDS.	AVG.	LG	TD		
09/11	at Titans		ON INACTIVE LIST										W	21-20
09/18	Panthers	P	0	0	0.0	0	0	0	0	0.0	0	0	W	19-16
09/26	Cowboys	P	0	0	0.0	0	0	0	0	0.0	0	L	16-23	
10/02	Bears	P	1	11	11.0	11	0	0	0	0.0	0	W	20-12	
10/09	at Packers	P	6	79	13.2	26	0	0	0	0.0	0	W	27-22	
10/16	Ravens	S	1	18	18.0	18	0	0	0	0.0	0	W	24-20	
10/23	at Jaguars	S	3	58	19.3	32†	1	0	0	0.0	0	W	23-17	
10/30	at Seahawks	S	5	66	13.2	21	0	0	0	0.0	0	L	13-27	
11/13	Texans	S	3	95	31.7	54†	1	0	0	0.0	0	W	24-16	
11/20	Lions	S	5	86	17.2	24	0	0	0	0.0	0	L	18-31	
11/24	at Cowboys	S	3	63	21.0	44	0	0	0	0.0	0	L	20-28	
12/04	Commanders	S	6	90	15.0	55	0	0	0	0.0	0	T	20-20	
12/11	Eagles	S	2	42	21.0	37	0	0	0	0.0	0	L	22-48	
12/18	at Commanders	S	5	23	4.6	7	0	0	0	0.0	0	W	20-12	
12/24	at Vikings	S	4	79	19.8	32	0	0	0	0.0	0	L	24-27	
01/01	Colts	S	2	14	7.0	9	0	0	0	0.0	0	W	38-10	
01/08	at Eagles	P	0	0	0.0	0	0	0	0	0.0	0	L	16-22	
<b>2022 TOTALS</b>		<b>16-11</b>	<b>46</b>	<b>724</b>	<b>15.7</b>	<b>55</b>	<b>2</b>	<b>0</b>	<b>0</b>	<b>0.0</b>	<b>0</b>	<b>0</b>	<b>9-7-1</b>	

**2023 GAME-BY-GAME REGULAR-SEASON STATISTICS (GIANTS)**

DATE	OPPONENT	P/S	RECEIVING					RUSHING					W/L	SCORE
			NO.	YDS.	AVG.	LG	TD	NO.	YDS.	AVG.	LG	TD		
09/10	Cowboys	P	3	15	5.0	8	0	0	0	0.0	0	L	0-40	
09/17	at Cardinals	S	3	62	20.7	29	0	0	0	0.0	0	W	31-28	
09/21	at 49ers	S	3	32	10.7	17	0	0	0	0.0	0	L	12-30	
10/02	Seahawks	S	2	23	11.5	12	0	0	0	0.0	0	L	3-24	
10/08	at Dolphins	P	2	35	17.5	20	0	0	0	0.0	0	L	16-31	
10/15	at Bills	S	4	69	17.3	31	0	0	0	0.0	0	L	9-14	
10/22	Commanders	P	1	22	22.0	22	0	0	0	0.0	0	W	14-7	
10/29	Jets	S	1	-1	-1.0	-1	0	0	-1	0.0	0	L	10-13+	
11/05	at Raiders	S	4	59	14.8	34	0	0	0	0.0	0	L	6-30	
11/12	at Cowboys	S	3	21	7.0	9	0	0	0	0.0	0	L	17-49	
11/19	at Commanders	S	4	82	20.5	40†	1	0	0	0.0	0	W	31-19	
11/26	Patriots	P	2	16	8.0	9	0	0	0	0.0	0	W	10-7	
12/11	Packers	S	2	14	7.0	9	0	0	0	0.0	0	W	24-22	
12/17	at Saints	S	4	63	15.8	33	0	0	0	0.0	0	L	6-24	
12/25	at Eagles	S	3	90	30.0	69†	1	0	0	0.0	0	L	25-33	
12/31	Rams	S	4	106	26.5	80†	1	0	0	0.0	0	L	25-26	
01/07	Eagles	S	5	62	12.4	19†	1	0	0	0.0	0	W	27-10	
<b>2023 TOTALS</b>		<b>17-13</b>	<b>50</b>	<b>770</b>	<b>15.4</b>	<b>80†</b>	<b>4</b>	<b>0</b>	<b>0</b>	<b>0.0</b>	<b>0</b>	<b>0</b>	<b>6-11</b>	

+ - Overtime

**2024 GAME-BY-GAME REGULAR-SEASON STATISTICS (GIANTS)**

DATE	OPPONENT	P/S	RECEIVING					RUSHING					W/L	SCORE
			NO.	YDS.	AVG.	LG	TD	NO.	YDS.	AVG.	LG	TD		
09/08	Vikings	P	3	26	8.7	11	0	0	0	0.0	0	L	6-28	
09/15	at Commanders	S	3	33	11.0	19	0	0	0	0.0	0	L	18-21	
09/22	at Browns	P	1	7	7.0	7	0	0	0	0.0	0	W	21-15	
09/26	Cowboys	S	3	56	18.7	28	0	0	0	0.0	0	L	15-20	
10/06	at Seahawks	S	8	122	15.3	41	1	0	0	0.0	0	W	29-20	
10/13	Bengals	S	6	57	9.5	15	0	0	0	0.0	0	L	7-17	
10/20	Eagles	S	1	11	11.0	11	0	0	0	0.0	0	L	3-28	
10/28	at Steelers	S	4	108	27.0	43	0	0	0	0.0	0	L	18-26	
11/03	Commanders	S	3	49	16.3	23	0	1	11	11.0	11	L	22-27	
11/10	at Panthers		ON INACTIVE LIST										L	17-20+
11/24	Buccaneers	P	0	0	0.0	0	0	0	0	0.0	0	L	7-30	
11/28	at Cowboys	S	2	8	4.0	5	0	0	0	0.0	0	L	20-27	
<b>2024 TOTALS</b>		<b>11-8</b>	<b>34</b>	<b>477</b>	<b>14.0</b>	<b>43</b>	<b>1</b>	<b>1</b>	<b>11</b>	<b>11.0</b>	<b>11</b>	<b>0</b>	<b>2-10</b>	

+ - Overtime

**2022 GAME-BY-GAME POSTSEASON STATISTICS (GIANTS)**

DATE	OPPONENT	P/S	RECEIVING					RUSHING					W/L	SCORE
			NO.	YDS.	AVG.	LG	TD	NO.	YDS.	AVG.	LG	TD		
01/15	at Vikings	S	4	88	22.0	47	0	1	3	3.0	3	0	W	31-24
01/21	at Eagles	S	1	4	4.0	4	0	0	0	0.0	0	0	L	7-38
<b>2022 TOTALS</b>		<b>2-2</b>	<b>5</b>	<b>92</b>	<b>18.4</b>	<b>47</b>	<b>0</b>	<b>1</b>	<b>3</b>	<b>3.0</b>	<b>3</b>	<b>0</b>	<b>1-1</b>	



# IHMIR SMITH-MARSETTE

WR

87

HEIGHT: 6-1  
 WEIGHT: 185  
 COLLEGE: IOWA  
 HOW ACQUIRED: FA-'24  
 NFL EXP.: 4TH YEAR  
 GIANTS EXP.: 1ST YEAR

## 2024 SEASON HIGHLIGHTS

- » Made his Giants debut Week 2 against Cleveland (9/22).
- » In 2024, has played 9 games with the Giants...Posted a 29.7-yard average on 6 kickoff returns for 178 yards...Tallied 19 punt returns for 122 yards...Returned a kickoff for 47 yards at Pittsburgh (10/28).

## CAREER HIGHLIGHTS

- » Has played in 43 games (one start) for Minnesota, Chicago, Kansas City, Carolina and the Giants...Career totals include 14 receptions for 182 yards and 2 touchdowns, 9 rushing attempts for 73 yards...Has an 7.9-yard average on 56 punt returns for 444 yards, including a 79-yard touchdown...Has a 25.3-yard average on 11 kickoff returns for 278 yards, with a long runback of 47 yards.
- » In 2023, played 17 games for the Panthers...posted 8 receptions for 51 yards, rushed for 74 yards in 8 attempts with one touchdown...Recorded 37 punt returns for 322 yards (8.7-yard avg.), including one touchdown...His 37 punt returns was tied for most in the NFL...Returned a punt for 79 yards for the opening score of Week 10's matchup against Chicago (11/9)...At that time, his 79-yard punt return was tied for the 3rd-longest punt return for a touchdown in franchise history...Became the 7th Panthers player to return a punt for a touchdown.
- » In 2022, appeared in 8 games for the Bears and the Chiefs...Season totals include one reception for 15 yards and one kickoff return for 17 yards...Was on the practice squad for the Chiefs when they won Super Bowl LVII.
- » In 2021, appeared in 8 games for the Vikings...Was inactive for 9 games...Recorded 5 receptions for 116 yards and 2 touchdowns...Also returned 4 kickoffs for 83 yards...Recorded his first career receiving touchdown in Week 15 against Chicago (12/20)...Posted a career-high 103 receiving yards in Week 18 against Chicago (1/9).

## COLLEGE

- » Spent 4 years at Iowa from 2017-21...Played in 44 games where he recorded 110 receptions for 1,615 yards (14.7-yard avg.) and 13 touchdowns...Totaled 34 rushing attempts for 274 yards and 4 touchdowns...Recorded 53 kickoff returns for 1,520 yards (28.7-yard avg.) and 2 touchdowns.
- » As a senior, played in 7 games and recorded 25 receptions for 345 yards (13.8-yard avg.) and 3 touchdowns...Added 7 rushing attempts for 54 yards and one score...Totaled 176 yards on 8 kickoff returns...Recorded a career-high 140 receiving yards against Wisconsin in his final collegiate game (12/12)...Named Big Ten Conference Offensive Player of the Week for his performance against Wisconsin.
- » In 2019, played in all 13 games and registered 44 receptions for 722 yards (16.4-yard avg.) and 5 touchdowns...Added 11 rushing attempts for 108 rushing yards...Averaged 29.6 yards on 17 kickoff returns for 503 yards and 2 touchdowns...His 29.6 yards per kickoff return led the Big Ten and ranked 4th in the nation...In the 2019 Holiday Bowl against USC (12/27), he scored touchdowns via receiving, rushing and kickoff return...Became the 2nd player in school history to accomplish that feat...Named the Holiday Bowl Offensive Most Valuable Player.
- » As a sophomore, started in 12 games and produced 23 receptions for 361 yards (15.7-yard avg.) and 3 touchdowns, 9 rushing attempts for 71 yards...Averaged 29.5 yards on 24 kickoff returns for 707 kickoff return yards... His 29.5 yards per kickoff return and 707 kickoff return yards led the Big Ten... Named Rodgers-Dwight Return Specialist of the Year in the Big Ten... Named First-Team All-Big Ten return specialist.
- » In 2017, appeared in 12 games and recorded 18 receptions for 187 yards (15.6-yard avg.), 7 rushing attempts for 41 yards and 4 kickoff returns for 134 yards.

## IHMIR SMITH-MARSETTE'S NFL REGULAR SEASON RUSHING/RECEIVING STATISTICS

DATE	TEAM	GP	GS	RECEIVING					RUSHING				
				NO.	YDS.	AVG.	LG	TD	NO.	YDS.	AVG.	LG	TD
2021	Vikings	8	1	5	116	23.2	44t	2	0	0	0.0	0	0
2022	Bears	6	0	1	15	15.0	15	0	1	-1	-1.0	-1	0
				Went from <b>Chicago</b> to <b>Kansas City</b> .									
2022	Chiefs	2	0	0	0	0.0	0	0	0	0	0.0	0	0
2022	TOTAL	8	0	1	15	15.0	15	0	1	-1	-1.0	0	0
2023	Panthers	17	0	8	51	6.4	18	0	8	74	9.3	20t	1
2024	Giants	11	0	0	0	0.0	0	0	0	0	0.0	0	0
<b>NFL TOTALS</b>		<b>44</b>	<b>1</b>	<b>14</b>	<b>182</b>	<b>13.0</b>	<b>44T</b>	<b>2</b>	<b>9</b>	<b>73</b>	<b>8.1</b>	<b>20T</b>	<b>1</b>



### IHMIR SMITH-MARSETTE'S NFL POSTSEASON RUSHING/RECEIVING STATISTICS

DATE	TEAM	GP	GS	RECEIVING					RUSHING				
				NO.	YDS.	AVG.	LG	TD	NO.	YDS.	AVG.	LG	TD
2022	Chiefs	0	0	0	0	0.0	0	0	0	0	0	0	0
<b>NFL TOTALS</b>		<b>0</b>	<b>0</b>	<b>0</b>	<b>0</b>	<b>0.0</b>	<b>0</b>	<b>0</b>	<b>0</b>	<b>0</b>	<b>0.0</b>	<b>0</b>	<b>0</b>

### IHMIR SMITH-MARSETTE'S NFL REGULAR SEASON RETURN STATISTICS

DATE	TEAM	KICKOFF RETURNS					PUNT RETURNS					
		RET.	YDS.	AVG.	LG	TD	NO.	FC	YDS.	AVG.	LG	TD
2021	Vikings	4	83	20.8	24	0	0	0	0	0.0	0	0
2022	Bears	1	17	17.0	17	0	0	0	0	0.0	0	0
Went from <b>Chicago</b> to <b>Kansas City</b> .												
2022	Chiefs	0	0	0.0	0	0	0	0	0	0.0	0	0
2022	<b>TOTAL</b>	<b>1</b>	<b>17</b>	<b>17.0</b>	<b>17</b>	<b>0</b>	<b>0</b>	<b>0</b>	<b>0</b>	<b>0.0</b>	<b>0</b>	<b>0</b>
2023	Panthers	0	0	0.0	0	0	37	20	322	8.7	79†	1
2024	Giants	6	178	29.7	47	0	21	12	151	7.2	22	0
<b>NFL TOTALS</b>		<b>11</b>	<b>278</b>	<b>25.3</b>	<b>47</b>	<b>0</b>	<b>58</b>	<b>32</b>	<b>473</b>	<b>8.2</b>	<b>79†</b>	<b>1</b>

### IHMIR SMITH-MARSETTE'S NFL POSTSEASON RETURN STATISTICS

DATE	TEAM	KICKOFF RETURNS					PUNT RETURNS					
		RET.	YDS.	AVG.	LG	TD	NO.	FC	YDS.	AVG.	LG	TD
2022	Chiefs	0	0	0.0	0	0	0	0	0	0.0	0	0
<b>NFL TOTALS</b>		<b>0</b>	<b>0</b>	<b>0.0</b>	<b>0</b>	<b>0</b>	<b>0</b>	<b>0</b>	<b>0</b>	<b>0.0</b>	<b>0</b>	<b>0</b>

### SINGLE-GAME HIGHS: RUSHING/RECEIVING

<b>Rush Attempts</b>	4 vs. Atlanta Falcons, Dec 17, 2023 2 vs. Green Bay Packers, Dec 24, 2023 1 at Jacksonville Jaguars, Dec 31, 2023 1 at New Orleans Saints, Dec 10, 2023 1 vs. Washington Commanders, Oct 13, 2022	<b>Longest Kickoff Return</b>	47 at Pittsburgh Steelers, Oct 28, 2024 33 vs. Tampa Bay Buccaneers, Nov 24, 2024 29 at Pittsburgh Steelers, Oct 28, 2024 24 at Pittsburgh Steelers, Oct 28, 2024 24 at Seattle Seahawks, Oct 06, 2024 ...1 more at 24.
<b>Rushing Yards</b>	33 vs. Green Bay Packers, Dec 24, 2023 31 vs. Atlanta Falcons, Dec 17, 2023 10 at New Orleans Saints, Dec 10, 2023	<b>Fair Catches</b>	3 vs. Houston Texans, Oct 29, 2023 2 at Carolina Panthers, Nov 10, 2024 2 at Pittsburgh Steelers, Oct 28, 2024 2 vs. Cincinnati Bengals, Oct 13, 2024 ...6 more at 2.
<b>Longest Runs</b>	20t vs. Green Bay Packers, Dec 24, 2023 15 vs. Atlanta Falcons, Dec 17, 2023 13 vs. Green Bay Packers, Dec 24, 2023 10 at New Orleans Saints, Dec 10, 2023 9 vs. Atlanta Falcons, Dec 17, 2023	<b>Punt Return Yards</b>	79 at Chicago Bears, Nov 09, 2023 51 vs. Tampa Bay Buccaneers, Jan 07, 2024 35 vs. Philadelphia Eagles, Oct 20, 2024 35 vs. Minnesota Vikings, Oct 01, 2023 32 vs. Indianapolis Colts, Nov 05, 2023 79t at Chicago Bears, Nov 09, 2023 29 vs. Tampa Bay Buccaneers, Jan 07, 2024 24 vs. Indianapolis Colts, Nov 05, 2023 23 at Tampa Bay Buccaneers, Dec 03, 2023 22 at Dallas Cowboys, Nov 28, 2024 ...1 more at 22.
<b>Rushing TDs</b>	1 vs. Green Bay Packers, Dec 24, 2023	<b>Longest Punt Return</b>	29 vs. Tampa Bay Buccaneers, Jan 07, 2024 24 vs. Indianapolis Colts, Nov 05, 2023 23 at Tampa Bay Buccaneers, Dec 03, 2023 22 at Dallas Cowboys, Nov 28, 2024 ...1 more at 22.
<b>Receptions</b>	3 at Jacksonville Jaguars, Dec 31, 2023 3 vs. Chicago Bears, Jan 09, 2022 2 vs. Atlanta Falcons, Dec 17, 2023 1 vs. Tampa Bay Buccaneers, Jan 07, 2024 1 vs. Green Bay Packers, Dec 24, 2023 ...4 more at 1.	<b>Punt Returns</b>	5 vs. Philadelphia Eagles, Oct 20, 2024 4 at Tampa Bay Buccaneers, Dec 03, 2023 3 at Carolina Panthers, Nov 10, 2024 3 vs. Tampa Bay Buccaneers, Jan 07, 2024 3 at Chicago Bears, Nov 09, 2023 ...4 more at 3.
<b>Receiving Yards</b>	103 vs. Chicago Bears, Jan 09, 2022 18 vs. Green Bay Packers, Dec 24, 2023 15 at Minnesota Vikings, Oct 09, 2022 14 at Tennessee Titans, Nov 26, 2023 12 at Jacksonville Jaguars, Dec 31, 2023	<b>Punt Return TDs</b>	1 at Chicago Bears, Nov 09, 2023
<b>Receiving Average</b>	34.3 vs. Chicago Bears, Jan 09, 2022 4.0 at Jacksonville Jaguars, Dec 31, 2023	<b>Punt Return Average</b>	26.3 at Chicago Bears, Nov 09, 2023 17.0 vs. Tampa Bay Buccaneers, Jan 07, 2024 11.7 vs. Minnesota Vikings, Oct 01, 2023 10.7 vs. Indianapolis Colts, Nov 05, 2023 7.5 at Tampa Bay Buccaneers, Dec 03, 2023
<b>Longest Receptions</b>	44t vs. Chicago Bears, Jan 09, 2022 40 vs. Chicago Bears, Jan 09, 2022 19 vs. Chicago Bears, Jan 09, 2022 18 vs. Green Bay Packers, Dec 24, 2023 15 at Minnesota Vikings, Oct 09, 2022	<b>Kickoff Return Average</b>	33.3 at Pittsburgh Steelers, Oct 28, 2024
<b>Receiving TDs</b>	1 vs. Chicago Bears, Jan 09, 2022 1 at Chicago Bears, Dec 20, 2021	<b>Special Teams Tackles</b>	1 at Tennessee Titans, Nov 26, 2023 1 at Seattle Seahawks, Sep 24, 2023
<b>All-Purpose Yards</b>	103 vs. Chicago Bears, Jan 09, 2022 102 at Pittsburgh Steelers, Oct 28, 2024 79 at Chicago Bears, Nov 09, 2023 57 vs. Tampa Bay Buccaneers, Jan 07, 2024 51 vs. Green Bay Packers, Dec 24, 2023	<b>Most TDs</b>	1 vs. Green Bay Packers, Dec 24, 2023 1 at Chicago Bears, Nov 09, 2023 1 vs. Chicago Bears, Jan 09, 2022 ...1 more at 1.
<b>Kickoff Returns</b>	3 at Pittsburgh Steelers, Oct 28, 2024 2 vs. Seattle Seahawks, Sep 26, 2021 1 at New York Giants, Nov 03, 2024 1 at Seattle Seahawks, Oct 06, 2024 1 at Green Bay Packers, Sep 18, 2022 ...2 more at 1.	<b>Scrimmage Yards</b>	103 vs. Chicago Bears, Jan 09, 2022 51 vs. Green Bay Packers, Dec 24, 2023 32 vs. Atlanta Falcons, Dec 17, 2023 15 at Minnesota Vikings, Oct 09, 2022 14 at Tennessee Titans, Nov 26, 2023
<b>Kickoff Return Yards</b>	100 at Pittsburgh Steelers, Oct 28, 2024 40 vs. Seattle Seahawks, Sep 26, 2021 24 at Seattle Seahawks, Oct 06, 2024 22 at Arizona Cardinals, Sep 19, 2021 21 at New York Giants, Nov 03, 2024 ...1 more at 21.		

### 100-YARD RECEIVING GAMES (1): REGULAR SEASON

DATE	TEAM	NO.	YDS.	AVG.	LG	TD
01/09/22	BEARS	3	103	34.3	44t	1

2021 GAME-BY-GAME REGULAR-SEASON STATISTICS (VIKINGS)

DATE	OPPONENT	P/S	RECEIVING					RUSHING					W/L	SCORE
			NO.	YDS.	AVG.	LG	TD	NO.	YDS.	AVG.	LG	TD		
09/12	at Bengals	P	0	0	0.0	0	0	0	0	0.0	0	0	L	24-27+
09/19	at Cardinals	P	0	0	0.0	0	0	0	0	0.0	0	0	L	33-34
09/26	Seahawks	P	0	0	0.0	0	0	0	0	0.0	0	0	W	30-17
10/03	Browns							ON INACTIVE LIST					L	7-14
10/10	Lions							ON INACTIVE LIST					W	19-17
10/17	at Panthers							ON INACTIVE LIST					W	34-28+
10/31	Cowboys	P	1	6	6.0	6	0	0	0	0.0	0	0	L	16-20
11/07	at Ravens							ON INACTIVE LIST					L	31-34+
11/14	at Chargers							ON INACTIVE LIST					W	27-20
11/21	Packers							ON INACTIVE LIST					W	34-31
11/28	at 49ers							ON INACTIVE LIST					L	26-34
12/05	at Lions							ON INACTIVE LIST					L	27-29
12/09	Steelers	P	0	0	0.0	0	0	0	0	0.0	0	0	W	36-28
12/20	at Bears	P	1	7	7.0	7†	1	0	0	0.0	0	0	W	17-9
12/26	Rams							ON INACTIVE LIST					L	23-30
01/02	at Packers	P	0	0	0.0	0	0	0	0	0.0	0	0	L	10-37
01/09	Bears	S	3	103	34.3	44†	1	0	0	0.0	0	0	W	31-17
<b>2021 TOTALS</b>		<b>8-1</b>	<b>5</b>	<b>116</b>	<b>23.2</b>	<b>44†</b>	<b>2</b>	<b>0</b>	<b>0</b>	<b>0.0</b>	<b>0</b>	<b>0</b>	<b>8-9</b>	

+ - Overtime

2022 GAME-BY-GAME REGULAR-SEASON STATISTICS (BEARS/CHIEFS)

DATE	OPPONENT	P/S	RECEIVING					RUSHING					W/L	SCORE
			NO.	YDS.	AVG.	LG	TD	NO.	YDS.	AVG.	LG	TD		
09/11	49ers	P	0	0	0.0	0	0	0	0	0.0	0	0	W	19-10
09/18	at Packers	P	0	0	0.0	0	0	0	0	0.0	0	0	L	10-27
09/25	Texans	P	0	0	0.0	0	0	0	0	0.0	0	0	W	23-20
10/02	at Giants	P	0	0	0.0	0	0	0	0	0.0	0	0	L	12-20
10/09	at Vikings	P	1	15	15.0	15	0	0	0	0.0	0	0	L	22-29
10/13	Commanders	P	0	0	0.0	0	0	1	-1	-1.0	-1	0	L	7-12
10/23	at 49ers							Went from Bears to Chiefs.					W	44-23
11/06	Titans							PRACTICE SQUAD					W	20-17+
11/13	Jaguars							PRACTICE SQUAD					W	27-17
11/20	at Chargers							PRACTICE SQUAD					W	30-27
11/27	Rams							PRACTICE SQUAD					W	26-10
12/04	at Bengals							PRACTICE SQUAD					L	24-27
12/11	at Broncos	P	0	0	0.0	0	0	0	0	0.0	0	0	W	34-28
12/18	at Texans							PRACTICE SQUAD					W	30-24+
12/24	Seahawks							PRACTICE SQUAD					W	24-10
01/01	Broncos							PRACTICE SQUAD					W	27-24
01/07	at Raiders	P	0	0	0.0	0	0	0	0	0.0	0	0	W	31-13
<b>2022 TOTALS</b>		<b>8-0</b>	<b>1</b>	<b>15</b>	<b>15.0</b>	<b>15</b>	<b>0</b>	<b>1</b>	<b>-1</b>	<b>-1.0</b>	<b>-1</b>	<b>0</b>	<b>12-5</b>	

+ - Overtime

2023 GAME-BY-GAME REGULAR-SEASON STATISTICS (PANTHERS)

DATE	OPPONENT	P/S	RECEIVING					RUSHING					W/L	SCORE
			NO.	YDS.	AVG.	LG	TD	NO.	YDS.	AVG.	LG	TD		
09/10	at Falcons	P	0	0	0.0	0	0	0	0	0.0	0	0	L	10-24
09/18	Saints	P	0	0	0.0	0	0	0	0	0.0	0	0	L	17-20
09/24	at Seahawks	P	0	0	0.0	0	0	0	0	0.0	0	0	L	27-37
10/01	Vikings	P	0	0	0.0	0	0	0	0	0.0	0	0	L	13-21
10/08	at Lions	P	0	0	0.0	0	0	0	0	0.0	0	0	L	24-42
10/15	at Dolphins	P	0	0	0.0	0	0	0	0	0.0	0	0	L	21-42
10/29	Texans	P	0	0	0.0	0	0	0	0	0.0	0	0	W	15-13
11/05	Colts	P	0	0	0.0	0	0	0	0	0.0	0	0	L	13-27
11/09	at Bears	P	0	0	0.0	0	0	0	0	0.0	0	0	L	13-16
11/19	Cowboys	P	0	0	0.0	0	0	0	0	0.0	0	0	L	10-33
11/26	at Titans	P	1	14	14.0	14	0	0	0	0.0	0	0	L	10-17
12/03	at Buccaneers	P	0	0	0.0	0	0	0	0	0.0	0	0	L	18-21
12/10	at Saints	P	0	0	0.0	0	0	1	10	10.0	10	0	L	6-28
12/17	Falcons	P	2	1	0.5	8	0	4	31	7.8	15	0	W	9-7
12/24	Packers	P	1	18	18.0	18	0	2	33	16.5	20†	1	L	30-33
12/31	at Jaguars	P	3	12	4.0	9	0	1	0	0.0	0	0	L	0-26
01/07	Buccaneers	P	1	6	6.0	6	0	0	0	0.0	0	0	L	0-9
<b>2023 TOTALS</b>		<b>17-0</b>	<b>8</b>	<b>51</b>	<b>6.4</b>	<b>18</b>	<b>0</b>	<b>8</b>	<b>74</b>	<b>9.3</b>	<b>20†</b>	<b>1</b>	<b>2-15</b>	

**2024 GAME-BY-GAME REGULAR-SEASON STATISTICS (GIANTS)**

DATE	OPPONENT	P/S	RECEIVING					RUSHING					W/L	SCORE
			NO.	YDS.	AVG.	LG	TD	NO.	YDS.	AVG.	LG	TD		
09/08	Vikings		NOT ON ANY TEAM										L	6-28
09/15	at Commanders	P	0	0	0.0	0	0	0	0	0.0	0	0	L	18-21
09/22	at Browns	P	0	0	0.0	0	0	0	0	0.0	0	0	W	21-15
09/26	Cowboys	P	0	0	0.0	0	0	0	0	0.0	0	0	L	15-20
10/06	at Seahawks	P	0	0	0.0	0	0	0	0	0.0	0	0	W	29-20
10/13	Bengals	P	0	0	0.0	0	0	0	0	0.0	0	0	L	7-17
10/20	Eagles	P	0	0	0.0	0	0	0	0	0.0	0	0	L	3-28
10/28	at Steelers	P	0	0	0.0	0	0	0	0	0.0	0	0	L	18-26
11/03	Commanders	P	0	0	0.0	0	0	0	0	0.0	0	0	L	22-27
11/10	at Panthers	P	0	0	0.0	0	0	0	0	0.0	0	0	L	17-20+
11/24	Buccaneers	P	0	0	0.0	0	0	0	0	0.0	0	0	L	7-30
11/28	at Cowboys	P	0	0	0.0	0	0	0	0	0.0	0	0	L	20-27
<b>2024 TOTALS</b>		<b>11-0</b>	<b>0</b>	<b>0</b>	<b>0.0</b>	<b>0</b>	<b>0</b>	<b>0</b>	<b>0</b>	<b>0.0</b>	<b>0</b>	<b>0</b>	<b>2-10</b>	

+ - Overtime

**2022 GAME-BY-GAME POSTSEASON STATISTICS (CHIEFS)**

DATE	OPPONENT	P/S	RECEIVING					RUSHING					W/L	SCORE
			NO.	YDS.	AVG.	LG	TD	NO.	YDS.	AVG.	LG	TD		
01/21	Jaguars		PRACTICE SQUAD										W	27-20
01/29	Bengals		ON INACTIVE LIST										W	23-20
02/12	at Eagles		PRACTICE SQUAD										W	38-35
<b>2022 TOTALS</b>		<b>0-0</b>	<b>0</b>	<b>0</b>	<b>0.0</b>	<b>0</b>	<b>0</b>	<b>0</b>	<b>0</b>	<b>0.0</b>	<b>0</b>	<b>0</b>	<b>3-0</b>	



# AARON STINNIE

G

HEIGHT: 6-3  
WEIGHT: 312  
COLLEGE: JAMES MADISON  
HOW ACQUIRED: FA-'24  
NFL EXP.: 7TH YEAR  
GIANTS EXP.: 1ST YEAR

64

## TRANSACTIONS

- » Originally signed as a rookie free agent by the Tennessee Titans on May 11, 2018...Waived by Tennessee on Aug. 31, 2019, and signed to the Titans' practice squad on Sept. 1, 2019...Waived by Tennessee on Nov. 9, 2019...Awarded off waivers to the Tampa Bay Buccaneers on Nov. 11, 2019...Signed as a free agent by the Giants on March 18, 2024.

## 2024 SEASON HIGHLIGHTS

- » Made his Giants debut Week 1 against Minnesota (9/8).

## CAREER HIGHLIGHTS

- » Stinnie has played in 43 regular-season games with 12 starts for Tennessee and Tampa Bay, and in 7 postseason games with 5 starts for the Buccaneers, including one in Super Bowl LV...All of his regular-season starts were at left guard...In the playoffs, has started 3 games at right guard and 2 at left guard.
- » In his final season in Tampa Bay in 2023, played in 13 games with 11 starts, both career highs, and started both Buccaneers' postseason games at left guard.
- » In 2022, missed the entire season with after suffering a torn ACL in the preseason.
- » In 2021, played in 6 regular-season games and made his first career regular-season start at left guard at Indianapolis (11/28)...Also played in 2 postseason game...Spent the final 5 games of the regular season on injured reserve with a knee injury.
- » In 2020, played in 6 regular-season games and started in the 3 postseason games in which he play - the NFC Divisional Playoff Game (1/17) - his first career start after right guard Alex Cappa fractured his ankle in the wild-card round - the NFC Championship Game (1/24), and the Super Bowl LV victory vs. Kansas City (2/7).
- » In 2019, played in 5 games, including 3 for Tennessee and 2 for Tampa Bay.
- » As a rookie in 2018, played in one game, vs. the Chargers in London (10/21).

## COLLEGE

- » Played in 54 games with 42 consecutive starts to finish his career at James Madison (2013-17)...As a redshirt senior in 2017, started all 15 games at left tackle...named AP first-team FCS All-American and first-team All-CAA distinction...In 2016, named first-team All-CAA...In 2015, transitioned from the defensive line...In 2014, played in 12 games as a defensive lineman...Redshirted in 2013.

## PERSONAL

- » Graduated in spring 2017 with a degree in kinesiology...Played only 2 years of organized football on the offensive and defensive lines at St. Anne's-Belfield High School in Charlottesville, Va....Had 45 total tackles (21 solo), 8 tackles for loss, 5 sacks, 2 forced fumbles, and one fumble recovery...As a senior, earned first-team all-state VISAA Division 2 recognition at both offensive and defensive lineman...Was also named 2nd-team All-Central Virginia and 2nd-team All-ODFC as a defensive lineman...After his first season as a junior, named to the 2nd-team VISFA Old Dominion on defense...Also played basketball in high school...Earned a place on the Honor Roll... Stinnie's father, Phil Stinnie, played college basketball at Virginia Commonwealth and is 7th on the school's career scoring list...Son of Phil and Julia Stinnie.

### AARON STINNIE'S NFL REGULAR SEASON STATISTICS

DATE	TEAM	GP	GS
2018	Titans	1	0
2019	Titans	3	0
Went from Tennessee to Tampa Bay.			
2019	Buccaneers	2	0
2019	TOTAL	5	0
2020	Buccaneers	6	0
2021	Buccaneers	6	1
2022	Buccaneers	0	0
2023	Buccaneers	13	11
2024	Giants	12	0
<b>NFL TOTALS</b>		<b>43</b>	<b>12</b>

### AARON STINNIE'S NFL POSTSEASON STATISTICS

DATE	TEAM	GP	GS
2020	Buccaneers	3	3
2021	Buccaneers	2	0
2022	Buccaneers	0	0
2023	Buccaneers	2	2
<b>NFL TOTALS</b>		<b>7</b>	<b>5</b>

### 2024 GAME-BY-GAME REGULAR-SEASON STATISTICS (GIANTS)

DATE	OPPONENT	P/S	W/L	SCORE
09/08	Vikings	P	L	6-28
09/15	at Commanders	P	L	18-21
09/22	at Browns	P	W	21-15
09/26	Cowboys	P	L	15-20
10/06	at Seahawks	P	W	29-20
10/13	Bengals	P	L	7-17
10/20	Eagles	P	L	3-28
10/28	at Steelers	P	L	18-26
11/03	Commanders	P	L	22-27
11/10	at Panthers	P	L	17-20+
11/24	Buccaneers	P	L	7-30
11/28	at Cowboys	P	L	20-27
<b>2024 TOTALS</b>		<b>12-0</b>	<b>2-10</b>	

+ - Overtime



# TY SUMMERS

LB

47

HEIGHT: 6-1  
 WEIGHT: 240  
 COLLEGE: TEXAS CHRISTIAN  
 HOW ACQUIRED: FA-'24  
 NFL EXP.: 6TH YEAR  
 GIANTS EXP.: 1ST YEAR

## 2024 SEASON HIGHLIGHTS

- » Recorded one tackle in his Giants debut against Minnesota (9/8).

## CAREER HIGHLIGHTS:

- » Summers has played in 78 regular season games with one start for Green Bay (2019-21), Jacksonville (2022), New Orleans (2022-23) and the Giants (2024)...Appeared in 4 postseason games...Played all 16 games of the 2019 & 2020 seasons.
- » In 2023, played in 15 games primarily on special teams...Recorded 2 tackles on special teams.
- » In 2022, spent time in Jacksonville and New Orleans...Played in a total of 6 games, 3 with each team and totaled 6 special teams tackles (4 solo).
- » In 2021, appeared in 14 games...Had 4 tackles (4 solo) and one fumble recovery...Also totaled 5 special teams tackles.
- » In 2020, played in all 16 games, for the 2nd consecutive season, recording one start...Recorded a career-high 27 tackles (19 solo) and one pass defended...Added 12 tackles on special teams...Made his first NFL start at middle linebacker against Atlanta (10/5)...Had 2 solo tackles and one special teams tackle in NFC Conference Championship Game against Tampa Bay (1/24).
- » As a rookie in 2019, played in all 16 games...Made his NFL debut against Chicago (9/5)...Assisted on 2 tackles on special teams in NFC Divisional Game against Seattle (1/12).

## COLLEGE:

- » Played in 51 games with 32 starts in 5 seasons at TCU...Career totals include 319 tackles, 24 tackles for loss, 10.5 sacks, 9 passes defended, 2 interceptions, one forced fumble and a fumble recovery...As a senior in 2018, started 8 games...Closed his career with the second-most tackles by a TCU player in the 18 seasons under Head Coach Gary Patterson...As a junior in 2017, started all 14 games with 9 starts...Honorable-mention All-Big 12...Had 11 tackles against Oklahoma in the Big 12 Championship Game (12/2)...As a sophomore in 2016, played in 13 games with 10 starts...Ranked 2nd in the Big 12 with 121 total tackles...Second-Team All-Big 12...As a redshirt freshman in 2015, honorable mention for Big 12 Defensive Freshman of the Year...Selected as the Walter Camp National Defensive Player of the Week and Big 12 Defensive Player of the Week for his 23-tackle performance against Baylor (11/27)... As a true freshman in 2014, played in one game before suffering a season-ending injury...Received a medical redshirt.

### TY SUMMERS' NFL REGULAR SEASON DEFENSIVE STATISTICS

DATE	TEAM	GP	GS	TACKLES							INTERCEPTIONS							O. FUMB					ST					MISC				
				TK	S	A	TFL	YDS	SK	YDS	QBH	NO	YDS	LG	TD	PD	FF	FR	TD	YDS	TK	S	A	FF	FR	S	A					
2019	Packers	16	0	0	0	0	0	0.0	0.0	0	0	0	0	0	0	0	0	0	0	0	4	2	2	0	0	0	0					
2020	Packers	16	1	27	19	8	0	0.0	0.0	0	0	0	0	0	1	0	0	0	0	12	8	4	0	0	0	0						
2021	Packers	14	0	4	4	0	0	0.0	0.0	0	0	0	0	0	0	0	0	0	0	5	4	1	0	1	0	0						
2022	Jaguars	3	0	0	0	0	0	0.0	0.0	0	0	0	0	0	0	0	0	0	0	4	2	2	0	0	0	0						
Went from Jacksonville to New Orleans.																																
2022	Saints	3	0	0	0	0	0	0.0	0.0	0	0	0	0	0	0	0	0	0	0	2	2	0	0	0	0	0						
2022	TOTAL	6	0	0	0	0	0	0.0	0.0	0	0	0	0	0	0	0	0	0	0	6	4	2	0	0	0	0						
2023	Saints	15	0	0	0	0	0	0.0	0.0	0	0	0	0	0	0	0	0	0	0	2	1	1	0	0	0	0						
2024	Giants	10	0	0	0	0	0	0.0	0.0	0	0	0	0	0	0	0	0	0	0	6	4	2	0	0	0	0						
NFL TOTALS		77	1	31	23	8	0	0.0	0.0	0	0	0	0	0	1	0	0	0	0	35	23	12	0	1	0	0						

### TY SUMMERS' NFL POSTSEASON DEFENSIVE STATISTICS

DATE	TEAM	GP	GS	TACKLES							INTERCEPTIONS							O. FUMB					ST					MISC				
				TK	S	A	TFL	YDS	SK	YDS	QBH	NO	YDS	LG	TD	PD	FF	FR	TD	YDS	TK	S	A	FF	FR	S	A					
2019	Packers	2	0	0	0	0	0	0.0	0.0	0	0	0	0	0	0	0	0	0	0	2	0	2	0	0	0	0						
2020	Packers	2	0	2	2	0	1	1.0	0.0	0	0	0	0	0	0	0	0	0	0	1	1	0	0	0	0	0						
2021	Packers	0	0	0	0	0	0	0.0	0.0	0	0	0	0	0	0	0	0	0	0	0	0	0	0	0	0	0						
NFL TOTALS		4	0	2	2	0	1	1.0	0.0	0	0	0	0	0	0	0	0	0	0	3	1	2	0	0	0	0						

**SINGLE-GAME HIGHS: DEFENSIVE**

**Total Tackles** 9 at New Orleans Saints, Sep 27, 2020  
 7 vs. Atlanta Falcons, Oct 05, 2020  
 4 at San Francisco 49ers, Nov 05, 2020  
 4 at Tampa Bay Buccaneers, Oct 18, 2020  
 3 at San Francisco 49ers, Sep 26, 2021

**Solo Tackles** 6 vs. Atlanta Falcons, Oct 05, 2020  
 6 at New Orleans Saints, Sep 27, 2020  
 3 at San Francisco 49ers, Sep 26, 2021  
 3 at San Francisco 49ers, Nov 05, 2020  
 2 at Houston Texans, Oct 25, 2020  
 ...1 more at 2.

**Passes Defensed** 1 vs. Tennessee Titans, Dec 27, 2020

**Special Teams Tackles** 3 vs. Carolina Panthers, Dec 19, 2020  
 2 vs. Philadelphia Eagles, Oct 20, 2024  
 2 at Cleveland Browns, Dec 24, 2022  
 2 at Indianapolis Colts, Oct 16, 2022  
 ...2 more at 2.

**Special Teams Fumble Recoveries** 1 at Arizona Cardinals, Oct 28, 2021

**SINGLE-GAME HIGHS - POSTSEASON: DEFENSIVE**

**Total Tackles** 2 vs. Tampa Bay Buccaneers, Jan 24, 2021  
**Solo Tackles** 2 vs. Tampa Bay Buccaneers, Jan 24, 2021

**Tackles For Loss** 1 vs. Tampa Bay Buccaneers, Jan 24, 2021  
**Special Teams Tackles** 2 vs. Seattle Seahawks, Jan 12, 2020  
 1 vs. Tampa Bay Buccaneers, Jan 24, 2021

**2019 GAME-BY-GAME REGULAR-SEASON STATISTICS (PACKERS)**

DATE	OPPONENT	P/S	TACKLES							INTERCEPTIONS					O. FUMB				ST					MISC		W/L	SCORE		
			TK	S	A	SK	YDS	TFL	YDS	QBH	NO	YDS	LG	TD	PD	FF	FR	TD	YDS	TK	S	A	FF	FR	S			A	
09/05	at Bears	P	0	0	0	0.0	0.0	0	0	0	0	0	0	0	0	0	0	0	0	1	0	1	0	0	0	0	0	W	10-3
09/15	Vikings	P	0	0	0	0.0	0.0	0	0	0	0	0	0	0	0	0	0	0	1	1	0	0	0	0	0	0	W	21-16	
09/22	Broncos	P	0	0	0	0.0	0.0	0	0	0	0	0	0	0	0	0	0	0	1	1	0	0	0	0	0	0	W	27-16	
09/26	Eagles	P	0	0	0	0.0	0.0	0	0	0	0	0	0	0	0	0	0	0	0	0	0	0	0	0	0	0	L	27-34	
10/06	at Cowboys	P	0	0	0	0.0	0.0	0	0	0	0	0	0	0	0	0	0	0	0	0	0	0	0	0	0	0	W	34-24	
10/14	Lions	P	0	0	0	0.0	0.0	0	0	0	0	0	0	0	0	0	0	0	0	0	0	0	0	0	0	0	W	23-22	
10/20	Raiders	P	0	0	0	0.0	0.0	0	0	0	0	0	0	0	0	0	0	0	0	0	0	0	0	0	0	0	W	42-24	
10/27	at Chiefs	P	0	0	0	0.0	0.0	0	0	0	0	0	0	0	0	0	0	0	0	0	0	0	0	0	0	0	W	31-24	
11/03	at Chargers	P	0	0	0	0.0	0.0	0	0	0	0	0	0	0	0	0	0	0	0	0	0	0	0	0	0	0	L	11-26	
11/10	Panthers	P	0	0	0	0.0	0.0	0	0	0	0	0	0	0	0	0	0	0	0	0	0	0	0	0	0	0	W	24-16	
11/24	at 49ers	P	0	0	0	0.0	0.0	0	0	0	0	0	0	0	0	0	0	0	0	0	0	0	0	0	0	0	L	8-37	
12/01	at Giants	P	0	0	0	0.0	0.0	0	0	0	0	0	0	0	0	0	0	0	0	0	0	0	0	0	0	0	W	31-13	
12/08	Commanders	P	0	0	0	0.0	0.0	0	0	0	0	0	0	0	0	0	0	0	0	0	0	0	0	0	0	0	W	20-15	
12/15	Bears	P	0	0	0	0.0	0.0	0	0	0	0	0	0	0	0	0	0	0	1	0	1	0	0	0	0	0	W	21-13	
12/23	at Vikings	P	0	0	0	0.0	0.0	0	0	0	0	0	0	0	0	0	0	0	0	0	0	0	0	0	0	0	W	23-10	
12/29	at Lions	P	0	0	0	0.0	0.0	0	0	0	0	0	0	0	0	0	0	0	0	0	0	0	0	0	0	0	W	23-20	
<b>2019 TOTALS</b>		<b>16-0</b>	<b>0</b>	<b>0</b>	<b>0</b>	<b>0.0</b>	<b>0.0</b>	<b>0</b>	<b>0</b>	<b>0</b>	<b>0</b>	<b>0</b>	<b>0</b>	<b>0</b>	<b>0</b>	<b>0</b>	<b>0</b>	<b>0</b>	<b>4</b>	<b>2</b>	<b>2</b>	<b>0</b>	<b>0</b>	<b>0</b>	<b>0</b>	<b>0</b>	<b>13-3</b>		

**2020 GAME-BY-GAME REGULAR-SEASON STATISTICS (PACKERS)**

DATE	OPPONENT	P/S	TACKLES							INTERCEPTIONS					O. FUMB				ST					MISC		W/L	SCORE	
			TK	S	A	SK	YDS	TFL	YDS	QBH	NO	YDS	LG	TD	PD	FF	FR	TD	YDS	TK	S	A	FF	FR	S			A
09/13	at Vikings	P	0	0	0	0.0	0.0	0	0	0	0	0	0	0	0	0	0	0	0	0	0	0	0	0	0	0	W	43-34
09/20	Lions	P	0	0	0	0.0	0.0	0	0	0	0	0	0	0	0	0	0	0	0	0	0	0	0	0	0	0	W	42-21
09/27	at Saints	P	9	6	3	0.0	0.0	0	0	0	0	0	0	0	0	0	0	0	0	0	0	0	0	0	0	0	W	37-30
10/05	Falcons	S	7	6	1	0.0	0.0	0	0	0	0	0	0	0	0	0	0	0	0	0	0	0	0	0	0	0	W	30-16
10/18	at Buccaneers	P	4	2	2	0.0	0.0	0	0	0	0	0	0	0	0	0	0	0	1	1	0	0	0	0	0	0	L	10-38
10/25	at Texans	P	2	2	0	0.0	0.0	0	0	0	0	0	0	0	0	0	0	0	1	0	1	0	0	0	0	0	W	35-20
11/01	Vikings	P	0	0	0	0.0	0.0	0	0	0	0	0	0	0	0	0	0	0	1	1	0	0	0	0	0	0	L	22-28
11/05	at 49ers	P	4	3	1	0.0	0.0	0	0	0	0	0	0	0	0	0	0	0	0	0	0	0	0	0	0	0	W	34-17
11/15	Jaguars	P	0	0	0	0.0	0.0	0	0	0	0	0	0	0	0	0	0	0	1	0	1	0	0	0	0	0	W	24-20
11/22	at Colts	P	1	0	1	0.0	0.0	0	0	0	0	0	0	0	0	0	0	0	1	0	1	0	0	0	0	0	L	31-34+
11/29	Bears	P	0	0	0	0.0	0.0	0	0	0	0	0	0	0	0	0	0	0	0	0	0	0	0	0	0	0	W	41-25
12/06	Eagles	P	0	0	0	0.0	0.0	0	0	0	0	0	0	0	0	0	0	0	2	2	0	0	0	0	0	0	W	30-16
12/13	at Lions	P	0	0	0	0.0	0.0	0	0	0	0	0	0	0	0	0	0	0	0	0	0	0	0	0	0	0	W	31-24
12/19	Panthers	P	0	0	0	0.0	0.0	0	0	0	0	0	0	0	0	0	0	0	3	3	0	0	0	0	0	0	W	24-16
12/27	Titans	P	0	0	0	0.0	0.0	0	0	0	0	0	0	1	0	0	0	0	2	1	1	0	0	0	0	0	W	40-14
01/03	at Bears	P	0	0	0	0.0	0.0	0	0	0	0	0	0	0	0	0	0	0	0	0	0	0	0	0	0	0	W	35-16
<b>2020 TOTALS</b>		<b>16-1</b>	<b>27</b>	<b>19</b>	<b>8</b>	<b>0.0</b>	<b>0.0</b>	<b>0</b>	<b>0</b>	<b>0</b>	<b>0</b>	<b>0</b>	<b>0</b>	<b>1</b>	<b>0</b>	<b>0</b>	<b>0</b>	<b>0</b>	<b>12</b>	<b>8</b>	<b>4</b>	<b>0</b>	<b>0</b>	<b>0</b>	<b>0</b>	<b>0</b>	<b>13-3</b>	

+ - Overtime



2021 GAME-BY-GAME REGULAR-SEASON STATISTICS (PACKERS)

DATE	OPPONENT	P/S	TACKLES							INTERCEPTIONS					O. FUMB				ST					MISC		W/L/T	SCORE
			TK	S	A	SK	YDS	TFL	YDS	QBH	NO	YDS	LG	TD	PD	FF	FR	TD	YDS	TK	S	A	FF	FR	S		
09/12	at Saints	P	0	0	0	0.0	0.0	0	0	0	0	0	0	0	0	0	0	0	1	1	0	0	0	0	0	L	3-38
09/20	Lions	P	0	0	0	0.0	0.0	0	0	0	0	0	0	0	0	0	0	0	1	0	1	0	0	0	0	W	35-17
09/26	at 49ers	P	3	3	0	0.0	0.0	0	0	0	0	0	0	0	0	0	0	0	0	0	0	0	0	0	0	W	30-28
10/03	Steelers	P	1	1	0	0.0	0.0	0	0	0	0	0	0	0	0	0	0	0	1	1	0	0	0	0	0	W	27-17
10/10	at Bengals	P	0	0	0	0.0	0.0	0	0	0	0	0	0	0	0	0	0	0	0	0	0	0	0	0	0	W	25-22+
10/17	at Bears	P	0	0	0	0.0	0.0	0	0	0	0	0	0	0	0	0	0	0	0	0	0	0	0	0	0	W	24-14
10/24	Commanders	P	0	0	0	0.0	0.0	0	0	0	0	0	0	0	0	0	0	0	0	0	0	0	0	0	0	W	24-10
10/28	at Cardinals	P	0	0	0	0.0	0.0	0	0	0	0	0	0	0	0	0	0	0	0	0	0	0	1	0	0	W	24-21
11/07	at Chiefs	P	0	0	0	0.0	0.0	0	0	0	0	0	0	0	0	0	0	0	0	0	0	0	0	0	0	L	7-13
11/14	Seahawks	P	0	0	0	0.0	0.0	0	0	0	0	0	0	0	0	0	0	0	1	1	0	0	0	0	0	W	17-0
11/21	at Vikings	P	0	0	0	0.0	0.0	0	0	0	0	0	0	0	0	0	0	0	0	0	0	0	0	0	0	L	31-34
11/28	Rams	P	0	0	0	0.0	0.0	0	0	0	0	0	0	0	0	0	0	0	0	0	0	0	0	0	0	W	36-28
12/12	Bears	P	0	0	0	0.0	0.0	0	0	0	0	0	0	0	0	0	0	0	1	1	0	0	0	0	0	W	45-30
12/19	at Ravens	P	0	0	0	0.0	0.0	0	0	0	0	0	0	0	0	0	0	0	0	0	0	0	0	0	0	W	31-30
12/25	Browns																								W	24-22	
01/02	Vikings																								W	37-10	
01/09	at Lions																								L	30-37	
<b>2021 TOTALS</b>		<b>14-0</b>	<b>4</b>	<b>4</b>	<b>0</b>	<b>0.0</b>	<b>0.0</b>	<b>0</b>	<b>0</b>	<b>0</b>	<b>0</b>	<b>0</b>	<b>0</b>	<b>0</b>	<b>0</b>	<b>0</b>	<b>0</b>	<b>0</b>	<b>5</b>	<b>4</b>	<b>1</b>	<b>0</b>	<b>1</b>	<b>0</b>	<b>0</b>	<b>13-4</b>	

+ - Overtime

2022 GAME-BY-GAME REGULAR-SEASON STATISTICS (JAGUARS/SAINTS)

DATE	OPPONENT	P/S	TACKLES							INTERCEPTIONS					O. FUMB				ST					MISC		W/L	SCORE
			TK	S	A	SK	YDS	TFL	YDS	QBH	NO	YDS	LG	TD	PD	FF	FR	TD	YDS	TK	S	A	FF	FR	S		
09/11	at Commanders																									L	22-28
09/18	Colts																									W	24-0
09/25	at Chargers																									W	38-10
10/02	at Eagles	P	0	0	0	0.0	0.0	0	0	0	0	0	0	0	0	0	0	0	1	0	1	0	0	0	0	L	21-29
10/09	Texans																									L	6-13
10/16	at Colts	P	0	0	0	0.0	0.0	0	0	0	0	0	0	0	0	0	0	0	2	1	1	0	0	0	0	L	27-34
10/23	Giants																									L	17-23
10/30	Broncos																									L	17-21
11/06	Raiders																									W	27-20
11/13	at Chiefs																									L	17-27
11/27	Ravens																									W	28-27
12/04	at Lions																									L	14-40
12/11	at Titans																									W	36-22
12/18	Cowboys																									W	40-34+
12/24	at Browns	P	0	0	0	0.0	0.0	0	0	0	0	0	0	0	0	0	0	0	2	2	0	0	0	0	0	W	17-10
01/01	at Eagles	P	0	0	0	0.0	0.0	0	0	0	0	0	0	0	0	0	0	0	0	0	0	0	0	0	0	W	20-10
01/08	Panthers	P	0	0	0	0.0	0.0	0	0	0	0	0	0	0	0	0	0	0	0	0	0	0	0	0	0	L	7-10
<b>2022 TOTALS</b>		<b>5-0</b>	<b>0</b>	<b>0</b>	<b>0</b>	<b>0.0</b>	<b>0.0</b>	<b>0</b>	<b>0</b>	<b>0</b>	<b>0</b>	<b>0</b>	<b>0</b>	<b>0</b>	<b>0</b>	<b>0</b>	<b>0</b>	<b>0</b>	<b>5</b>	<b>3</b>	<b>2</b>	<b>0</b>	<b>0</b>	<b>0</b>	<b>0</b>	<b>8-9</b>	

+ - Overtime

2023 GAME-BY-GAME REGULAR-SEASON STATISTICS (SAINTS)

DATE	OPPONENT	P/S	TACKLES							INTERCEPTIONS					O. FUMB				ST					MISC		W/L	SCORE
			TK	S	A	SK	YDS	TFL	YDS	QBH	NO	YDS	LG	TD	PD	FF	FR	TD	YDS	TK	S	A	FF	FR	S		
09/18	at Panthers																									W	20-17
09/24	at Packers																									L	17-18
10/01	Buccaneers																									L	9-26
10/08	at Patriots																									W	34-0
10/15	at Texans																									L	13-20
10/19	Jaguars	P	0	0	0	0.0	0.0	0	0	0	0	0	0	0	0	0	0	0	0	0	0	0	0	0	0	L	24-31
10/29	at Colts	P	0	0	0	0.0	0.0	0	0	0	0	0	0	0	0	0	0	0	0	0	0	0	0	0	0	W	38-27
11/05	Bears																									W	24-17
11/12	at Vikings	P	0	0	0	0.0	0.0	0	0	0	0	0	0	0	0	0	0	0	0	0	0	0	0	0	0	L	19-27
11/26	at Falcons	P	0	0	0	0.0	0.0	0	0	0	0	0	0	0	0	0	0	0	0	0	0	0	0	0	0	L	15-24
12/03	Lions	P	0	0	0	0.0	0.0	0	0	0	0	0	0	0	0	0	0	0	1	0	1	0	0	0	0	L	28-33
12/10	Panthers	P	0	0	0	0.0	0.0	0	0	0	0	0	0	0	0	0	0	0	0	0	0	0	0	0	0	W	28-6
12/17	Giants	P	0	0	0	0.0	0.0	0	0	0	0	0	0	0	0	0	0	0	0	0	0	0	0	0	0	W	24-6
12/21	at Rams	P	0	0	0	0.0	0.0	0	0	0	0	0	0	0	0	0	0	0	0	0	0	0	0	0	0	L	22-30
12/31	at Buccaneers	P	0	0	0	0.0	0.0	0	0	0	0	0	0	0	0	0	0	0	0	0	0	0	0	0	0	W	23-13
01/07	Falcons	P	0	0	0	0.0	0.0	0	0	0	0	0	0	0	0	0	0	0	0	0	0	0	0	0	0	W	48-17
<b>2023 TOTALS</b>		<b>10-0</b>	<b>0</b>	<b>0</b>	<b>0</b>	<b>0.0</b>	<b>0.0</b>	<b>0</b>	<b>0</b>	<b>0</b>	<b>0</b>	<b>0</b>	<b>0</b>	<b>0</b>	<b>0</b>	<b>0</b>	<b>0</b>	<b>0</b>	<b>1</b>	<b>0</b>	<b>1</b>	<b>0</b>	<b>0</b>	<b>0</b>	<b>0</b>	<b>8-8</b>	

**2024 GAME-BY-GAME REGULAR-SEASON STATISTICS (GIANTS)**

DATE	OPPONENT	P/S	TACKLES							INTERCEPTIONS					O. FUMB				ST					MISC		W/L	SCORE	
			TK	S	A	SK	YDS	TFL	YDS	QBH	NO	YDS	LG	TD	PD	FF	FR	TD	YDS	TK	S	A	FF	FR	S			A
09/08	Vikings		PRACTICE SQUAD																				L	6-28				
09/15	at Commanders	P	0	0	0	0.0	0.0	0	0	0	0	0	0	0	0	0	0	0	0	0	0	0	0	0	0	0	L	18-21
09/22	at Browns	P	0	0	0	0.0	0.0	0	0	0	0	0	0	0	0	0	0	0	0	0	0	0	0	0	0	0	W	21-15
09/26	Cowboys	P	0	0	0	0.0	0.0	0	0	0	0	0	0	0	0	0	0	0	0	0	0	0	0	0	0	0	L	15-20
10/06	at Seahawks	P	0	0	0	0.0	0.0	0	0	0	0	0	0	0	0	0	0	0	0	1	1	0	0	0	0	0	W	29-20
10/13	Bengals	P	0	0	0	0.0	0.0	0	0	0	0	0	0	0	0	0	0	0	0	1	0	1	0	0	0	0	L	7-17
10/20	Eagles	P	0	0	0	0.0	0.0	0	0	0	0	0	0	0	0	0	0	0	0	2	2	0	0	0	0	0	L	3-28
10/28	at Steelers		INACTIVE																				L	18-26				
11/03	Commanders	P	0	0	0	0.0	0.0	0	0	0	0	0	0	0	0	0	0	0	0	0	0	0	0	0	0	0	L	22-27
11/10	at Panthers	P	0	0	0	0.0	0.0	0	0	0	0	0	0	0	0	0	0	0	0	1	0	1	0	0	0	0	L	17-20+
11/24	Buccaneers	P	0	0	0	0.0	0.0	0	0	0	0	0	0	0	0	0	0	0	0	0	0	0	0	0	0	0	L	7-30
11/28	at Cowboys	P	0	0	0	0.0	0.0	0	0	0	0	0	0	0	0	0	0	0	0	0	0	0	0	0	0	0	L	20-27
<b>2024 TOTALS</b>		<b>10-0</b>	<b>0</b>	<b>0</b>	<b>0</b>	<b>0.0</b>	<b>0.0</b>	<b>0</b>	<b>0</b>	<b>0</b>	<b>0</b>	<b>0</b>	<b>0</b>	<b>0</b>	<b>0</b>	<b>0</b>	<b>0</b>	<b>0</b>	<b>0</b>	<b>5</b>	<b>3</b>	<b>2</b>	<b>0</b>	<b>0</b>	<b>0</b>	<b>0</b>	<b>2-10</b>	

+ - Overtime

**2019 GAME-BY-GAME POSTSEASON STATISTICS (PACKERS)**

DATE	OPPONENT	P/S	TACKLES							INTERCEPTIONS					O. FUMB				ST					MISC		W/L	SCORE	
			TK	S	A	SK	YDS	TFL	YDS	QBH	NO	YDS	LG	TD	PD	FF	FR	TD	YDS	TK	S	A	FF	FR	S			A
01/12	Seahawks	P	0	0	0	0.0	0.0	0	0	0	0	0	0	0	0	0	0	0	0	2	0	2	0	0	0	0	W	28-23
01/19	at 49ers	P	0	0	0	0.0	0.0	0	0	0	0	0	0	0	0	0	0	0	0	0	0	0	0	0	0	0	L	20-37
<b>2019 TOTALS</b>		<b>2-0</b>	<b>0</b>	<b>0</b>	<b>0</b>	<b>0.0</b>	<b>0.0</b>	<b>0</b>	<b>0</b>	<b>0</b>	<b>0</b>	<b>0</b>	<b>0</b>	<b>0</b>	<b>0</b>	<b>0</b>	<b>0</b>	<b>0</b>	<b>0</b>	<b>2</b>	<b>0</b>	<b>2</b>	<b>0</b>	<b>0</b>	<b>0</b>	<b>0</b>	<b>1-1</b>	

**2020 GAME-BY-GAME POSTSEASON STATISTICS (PACKERS)**

DATE	OPPONENT	P/S	TACKLES							INTERCEPTIONS					O. FUMB				ST					MISC		W/L	SCORE	
			TK	S	A	SK	YDS	TFL	YDS	QBH	NO	YDS	LG	TD	PD	FF	FR	TD	YDS	TK	S	A	FF	FR	S			A
01/16	Rams	P	0	0	0	0.0	0.0	0	0	0	0	0	0	0	0	0	0	0	0	0	0	0	0	0	0	0	W	32-18
01/24	Buccaneers	P	2	2	0	0.0	0.0	1	1	0	0	0	0	0	0	0	0	0	0	1	1	0	0	0	0	0	L	26-31
<b>2020 TOTALS</b>		<b>2-0</b>	<b>2</b>	<b>2</b>	<b>0</b>	<b>0.0</b>	<b>0.0</b>	<b>1</b>	<b>1</b>	<b>0</b>	<b>0</b>	<b>0</b>	<b>0</b>	<b>0</b>	<b>0</b>	<b>0</b>	<b>0</b>	<b>0</b>	<b>0</b>	<b>1</b>	<b>1</b>	<b>0</b>	<b>0</b>	<b>0</b>	<b>0</b>	<b>0</b>	<b>1-1</b>	

**2021 GAME-BY-GAME POSTSEASON STATISTICS (PACKERS)**

DATE	OPPONENT	P/S	TACKLES							INTERCEPTIONS					O. FUMB				ST					MISC		W/L	SCORE	
			TK	S	A	SK	YDS	TFL	YDS	QBH	NO	YDS	LG	TD	PD	FF	FR	TD	YDS	TK	S	A	FF	FR	S			A
01/22	49ers		INJURED RESERVE																				L	10-13				
<b>2021 TOTALS</b>			<b>0</b>	<b>0</b>	<b>0</b>	<b>0.0</b>	<b>0.0</b>	<b>0</b>	<b>0</b>	<b>0</b>	<b>0</b>	<b>0</b>	<b>0</b>	<b>0</b>	<b>0</b>	<b>0</b>	<b>0</b>	<b>0</b>	<b>0</b>	<b>0</b>	<b>0</b>	<b>0</b>	<b>0</b>	<b>0</b>	<b>0</b>	<b>0</b>	<b>0-1</b>	



# KAYVON THIBODEAUX

(ti-buh-dough)

HEIGHT: 6-5  
WEIGHT: 258  
COLLEGE: OREGON  
HOW ACQUIRED: D1-'22  
NFL EXP.: 3RD YEAR  
GIANTS EXP.: 3RD YEAR

OLB

5

## HONORS

- » NFC Defensive Player of the Week: 2022 Week 15

## TRANSACTIONS

- » Originally a first-round (5th pick overall) draft choice by the Giants in 2022.

## CAREER HIGHLIGHTS

- » Has started all 38 regular-season games and 2 postseason games in which he's played for the Giants...Totals include recorded 114 tackles (68 solo), 17.5 sacks, 39 quarterback hits, 22 tackles for loss, 10 passes defended, 5 forced fumbles, and 3 fumble recoveries, including one for a touchdown.
- » Through his first 25 career games, recorded 14.5 sacks, the most by any player in their first 25 games with the Giants since sacks became an official statistic in 1982.
- » In 2023, started all 17 regular-season games...Led the Giants and tied for 12th in the NFL with 11.5 sacks...Became the first Giant since Leonard Williams, who also had 11.5 in 2020, to record double-digit sacks...Added 50 tackles (26 solo), 16 quarterback hits, 12 tackles for loss, 4 passes defended, 3 forced fumbles, and one fumble recovery...His 12 tackles for loss tied Micah McFadden for the team lead and his 16 quarterback hits were 2nd to Dexter Lawrence's 21...most...Among players who debuted in 2022, Thibodeaux is 3rd in sacks with 15.5 and 4th in pressures with 86.
- » Earned his first sack of the season, a 4-yarder of Brock Purdy, and had 3 tackles, one stop for loss, and one quarterback hit, at San Francisco (9/21)...Recorded the first multi-sack game of his career with 2.0 vs. Seattle (10/2)...Registered 2 tackles (one solo), 1.0 sack, one tackle for loss, one quarterback hit, and one fumble recovery at Miami (10/8).
- » Tallied 4 tackles, 2 quarterback hits, and 1.5 sacks vs. Washington (10/22).
- » Recorded a career-high 3.0 sacks while making a season-best 9 tackles (6 solo), 3 tackles for loss, 3 quarterback hits, a and a forced fumble vs. the Jets (10/29)...It was his 3rd multi-sack game of the season...Became the first Giants player with 3.0 sacks in a game since Williams recorded 3.0 vs. Dallas on Jan. 3, 2021.
- » Contributed 5 tackles (3 solo), 3 quarterback hits, 2.0 sacks, 2 tackles for loss and a pass defended at Washington (11/19)...Joined Dallas' Micah Parsons and Pittsburgh's T.J. Watt as the only players to have 10+ sacks over the first 11 weeks of a season within their first 2 NFL seasons.
- » Notched 5 tackles (4 solo), 2 tackles for loss, one forced fumble and a half-sack vs. New England (11/26)...Totaled 8 tackles (one solo), one quarterback hit, one pass deflection, one forced fumble, and a half-sack vs. Green Bay (12/11)...Registered 3 solo tackles, one quarterback hit, and one pass defended vs. Philadelphia (1/7).
- » As a rookie in 2022, started all 14 regular-season games in which he played, as well as both of the Giants' postseason games...Missed the first 2 games of the season with a knee injury suffered in the preseason...Finished 3rd on the team with 4.0 sacks while collecting with 49 tackles (33 solo), 6 tackles for loss, 13 quarterback hits, 5 passes defended, 2 forced fumbles, 2 fumble recoveries and one touchdown...In the playoffs, he had 11 tackles (7 solo) and one quarterback hit.
- » Recorded one solo tackle in his NFL debut, vs. Dallas (9/26)...Recovered a fumble forced to accompany 4 tackles (2 solo) and a quarterback hit vs. Chicago (10/2).
- » Notched his first career sack, an 8-yarder of Lamar Jackson, on a game-clinching strip sack with 1:30 remaining, vs. Baltimore (10/16)...Sacked Taylor Heinicke with 1:28 remaining in overtime vs. Washington (12/4).
- » Named NFC Defensive Player of the Week after posting a career and team-high 12 tackles (9 solo), including 3 tackles for loss, and strip-sack of Heinicke, whose fumble he recovered and returned one yard for his first NFL touchdown, at Washington (12/18)...It was the Giants' first defensive touchdown since Nov. 7, 2021, when Xavier McKinney intercepted a pass vs. Las Vegas and returned it 41 yards for a touchdown...Thibodeaux scored his first touchdown since he played tight end in high school and his first ever defensive touchdown.
- » Made 5 tackles (4 solo) and sacked Nick Foles Indianapolis (1/1)...Did not play, along with numerous other starters, at Philadelphia (1/8).
- » Recorded 3 solo tackles and a quarterback hit of Kirk Cousins in the NFC Wild Card Game at Minnesota (1/15)...Added 8 tackles (4 solo) in the divisional round at Philadelphia (1/21).

## COLLEGE

- » Played in 32 games with 21 starts in 3 seasons at Oregon...Collected 123 tackles (82 solo), 35.5 tackles for loss, 19.0 sacks, 7 passes defended and 3 forced fumble...In 3 Pac-12 Championship Games, combined for 13 tackles, 5.5 tackles for loss, 4.5 sacks and 21 quarterback pressures...His 19.0 sacks are tied for 7th in program history...Was the first Oregon defensive lineman to earn All-America honors since DeForest Buckner in 2015.
- » In 2021, played in 11 games with 9 starts...Missed 2+ games due to injury...Tallied a career-high 50 tackles (35 solo), 12 tackles for loss, 7.0 sacks and 2 forced fumbles...Became the 4th player in program history – and first defensive player – to be a unanimous All-America...Finalist for the

Bronko Nagurski Trophy and the Chuck Bednarik Award, each presented to the best defensive player in the nation...Voted a first-team All-Pac-12 selection by the league's coaches for the 2nd straight season...His 7.0 sacks led Oregon and tied for 3rd in the Pac-12.

- » In 2020, started all 7 games of a Ducks' season that was abbreviated by the pandemic...Led all Pac-12 defensive linemen with 38 tackles (23 solo) and had team-high totals of 9.5 tackles for loss and 3.0 sacks...Selected first-team All-Pac-12 and 3rd-team All-America...Earned Pac-12 Championship Game MVP honors after posting 12 quarterback hurries, 2.0 tackles for loss, a 3rd-down sack in the 3rd quarter and a TFL on a 4th down play in the first quarter at USC (12/18).
- » As a freshman in 2019, played in 14 games with 5 starts...Selected by the league's coaches as the Pac-12 Freshman Defensive Player of the Year and all-conference honorable mention...Set the program freshman record with a team-high 9.0 sacks and also topped the team with 14.0 tackles for loss...Ranked 2nd among FBS freshman in sacks and 3rd in tackles for loss...Set the Pac-12 Championship Game record with 2.5 sacks, all in the 4th quarter, had 5 tackles and was the first player to block a punt in the championship game, vs. Utah (12/6).

## OFF-THE-FIELD ACTIVITY

- » Founded The Jream Foundation to educate, mentor, empower and instill confidence and wisdom into underprivileged youth...Visited Lagos, Nigeria with teammate Bobby Okereke to help expand the game through the National Football League's Africa program...Donated \$50,000 to Puppies Behind Bars through his jersey swap with Giants placekicker Graham Gano...Attended The Giants Foundation Golf Classic which raised over \$400,000 for The Giants Foundation...Visited schools that participate in the New York City Police Foundation's Far Rockaway Giants youth program and led a flag football clinic with the police officers for the boys in the program...Assisted Eva's Village staff to prepare and serve meals for those in need for Thanksgiving...Met with members from the Wounded Warriors Project during their visit at the Quest Diagnostic Training Facility to watch practice and enjoy a day with the Giants...Partnered with Toys for Tots and the U.S. Marines to hand out 300 toys at School 55 in the Bronx...Represented The Jream Foundation during Week 13 of the NFL season for My Cause My Cleats.

## PERSONAL

- » Enrolled at Junipero Serra High School in San Mateo, Calif. as a freshman...Transferred to Susan Miller Dorsey High School in Los Angeles...As a sophomore, led Dorsey to an 11-3 record with 27.0 tackles for loss and 17.0 sacks and was named his section's Defensive Lineman of the Year...Near the end of his sophomore year, Thibodeaux and his mother, Shawnta Smith, moved to Woodland Hills in the San Fernando Valley, and he transferred again, to Oaks Christian, a private school in Westlake Village...Recorded 54.0 career sacks in 4 years, including at least 1.0 sack in 16 of 27 games as a junior and senior at Oaks Christian...Top-ranked player in the ESPN300...Named the USA Today High School Defensive Player of the Year, as well as first-team All-USA Defense...Played in the 2019 Under Armour All-American Game and was named a co-captain for Team Sanders...Named the Defensive Player of the Year in California by USA Today, while also being named first-team All-California by the paper...As a senior, selected Marmonte League Co-Player of the Year, All-CIF Southern Section Division 1, first-team Daily News all-area and a member of the Los Angeles Times All-Star Team...Recorded 54 tackles, 18.0 sacks and 5 forced fumbles...Had 6 multi-sack performances, including 3 games with 3.0 sacks.
- » As a junior, named the Los Angeles Daily News' Player of the Year, the Ventura County Star's Defensive Player of the Year...Selected the CIF Southern Section Division 2 co-Defensive Player of the Year and the Marmonte League co-MVP...Finished with 20.0 sacks, 28 tackles for loss, and 99 tackles...Had at least 4 tackles in every game and at least 3.0 sacks 6 times...Helped lead Oaks Christian to a CIF Southern Section Division 2 title, finishing with 4.0 sacks and 6 tackles in the title game vs. Valencia...Had 9 catches for 134 yards and 3 touchdowns as a tight end.
- » As a sophomore, named the CIF Los Angeles City Section Division I Defensive Lineman of the Year at Dorsey High...Recorded 17.0 sacks and 27 tackles for loss...Had 4 multi-sack games.

### KAYVON THIBODEAUX'S NFL REGULAR SEASON DEFENSIVE STATISTICS

DATE	TEAM	GP	GS	TACKLES							INTERCEPTIONS					O. FUMB				ST					MISC					
				TK	S	A	TFL	YDS	SK	YDS	QBH	NO	YDS	LG	TD	PD	FF	FR	TD	YDS	TK	S	A	FF	FR	S	A			
2022	Giants	14	14	49	33	16	6	25	4.0	34.0	13	0	0	0	0	5	2	2	1	1	0	0	0	0	0	0	0	0	0	0
2023	Giants	17	17	50	26	24	12	78	11.5	93.0	16	0	0	0	0	4	3	1	0	0	0	0	0	0	0	0	0	0	0	
2024	Giants	7	7	15	9	6	4	13	2.0	17.0	10	0	0	0	0	1	0	0	0	0	0	0	0	0	0	0	0	0	0	
<b>NFL TOTALS</b>		<b>38</b>	<b>38</b>	<b>114</b>	<b>68</b>	<b>46</b>	<b>22</b>	<b>116</b>	<b>17.5</b>	<b>144.0</b>	<b>39</b>	<b>0</b>	<b>0</b>	<b>0</b>	<b>0</b>	<b>10</b>	<b>5</b>	<b>3</b>	<b>1</b>	<b>1</b>	<b>0</b>	<b>0</b>	<b>0</b>	<b>0</b>	<b>0</b>	<b>0</b>	<b>0</b>	<b>0</b>	<b>0</b>	

### KAYVON THIBODEAUX'S NFL POSTSEASON DEFENSIVE STATISTICS

DATE	TEAM	GP	GS	TACKLES							INTERCEPTIONS					O. FUMB				ST					MISC				
				TK	S	A	TFL	YDS	SK	YDS	QBH	NO	YDS	LG	TD	PD	FF	FR	TD	YDS	TK	S	A	FF	FR	S	A		
2022	Giants	2	2	11	7	4	0	0	0.0	0.0	1	0	0	0	0	0	0	0	0	0	0	0	0	0	0	0	0	0	0
<b>NFL TOTALS</b>		<b>2</b>	<b>2</b>	<b>11</b>	<b>7</b>	<b>4</b>	<b>0</b>	<b>0</b>	<b>0.0</b>	<b>0.0</b>	<b>1</b>	<b>0</b>	<b>0</b>	<b>0</b>	<b>0</b>	<b>0</b>	<b>0</b>	<b>0</b>	<b>0</b>	<b>0</b>	<b>0</b>	<b>0</b>	<b>0</b>	<b>0</b>	<b>0</b>	<b>0</b>	<b>0</b>	<b>0</b>	

**SINGLE-GAME HIGHS: DEFENSIVE**

**Total Tackles** 12 at Washington Commanders, Dec 18, 2022  
 9 vs. New York Jets, Oct 29, 2023  
 8 vs. Green Bay Packers, Dec 11, 2023  
 6 at Minnesota Vikings, Dec 24, 2022  
 5 vs. New England Patriots, Nov 26, 2023  
 5 at Washington Commanders, Nov 19, 2023  
 ...2 more at 5.

**Solo Tackles** 9 at Washington Commanders, Dec 18, 2022  
 6 vs. New York Jets, Oct 29, 2023  
 4 vs. New England Patriots, Nov 26, 2023  
 4 vs. Indianapolis Colts, Jan 01, 2023  
 4 at Minnesota Vikings, Dec 24, 2022

**Sacks** 3.0 vs. New York Jets, Oct 29, 2023  
 2.0 at Washington Commanders, Nov 19, 2023  
 2.0 vs. Seattle Seahawks, Oct 02, 2023  
 1.5 vs. Washington Commanders, Oct 22, 2023  
 1.0 vs. Dallas Cowboys, Sep 26, 2024  
 ...6 more at 1.0.

**Passes Defensed** 2 at Green Bay Packers, Oct 09, 2022  
 1 at Dallas Cowboys, Nov 28, 2024  
 1 vs. Philadelphia Eagles, Jan 07, 2024  
 1 vs. Green Bay Packers, Dec 11, 2023  
 ...5 more at 1.

**Forced Fumbles** 1 vs. Green Bay Packers, Dec 11, 2023  
 1 vs. New England Patriots, Nov 26, 2023  
 1 vs. New York Jets, Oct 29, 2023  
 ...2 more at 1.

**Fumble Recoveries** 1 at Washington Commanders, Dec 18, 2022  
 1 vs. Chicago Bears, Oct 02, 2022

**Tackles For Loss** 3 vs. New York Jets, Oct 29, 2023  
 3 at Washington Commanders, Dec 18, 2022  
 2 at Washington Commanders, Sep 15, 2024  
 2 vs. New England Patriots, Nov 26, 2023  
 ...3 more at 2.

**Longest Opp Fumble Return** 1 at Washington Commanders, Dec 18, 2022

**SINGLE-GAME HIGHS - POSTSEASON: DEFENSIVE**

**Total Tackles** 8 at Philadelphia Eagles, Jan 21, 2023  
 3 at Minnesota Vikings, Jan 15, 2023

**Solo Tackles** 4 at Philadelphia Eagles, Jan 21, 2023  
 3 at Minnesota Vikings, Jan 15, 2023

**2024 GAME-BY-GAME REGULAR-SEASON STATISTICS (GIANTS)**

DATE	OPPONENT	P/S	TACKLES							INTERCEPTIONS					O. FUMB				ST				MISC			W/L	SCORE	
			TK	S	A	SK	YDS	TFL	YDS	QBH	NO	YDS	LG	TD	PD	FF	FR	TD	YDS	TK	S	A	FF	FR	S			A
09/08	Vikings	S	0	0	0	0.0	0.0	0	0	1	0	0	0	0	0	0	0	0	0	0	0	0	0	0	0	0	L	6-28
09/15	at Commanders	S	4	3	1	0.0	0.0	2	4	2	0	0	0	0	0	0	0	0	0	0	0	0	0	0	0	L	18-21	
09/22	at Browns	S	3	2	1	0.5	4.0	0	0	2	0	0	0	0	0	0	0	0	0	0	0	0	0	0	0	W	21-15	
09/26	Cowboys	S	3	2	1	1.0	8.0	1	8	1	0	0	0	0	0	0	0	0	0	0	0	0	0	0	0	L	15-20	
10/06	at Seahawks	S	2	1	1	0.5	5.0	0	0	1	0	0	0	0	0	0	0	0	0	0	0	0	0	0	0	W	29-20	
10/13	Bengals										INJURED RESERVE															L	7-17	
10/20	Eagles										INJURED RESERVE															L	3-28	
10/28	at Steelers										INJURED RESERVE															L	18-26	
11/03	Commanders										INJURED RESERVE															L	22-27	
11/10	at Panthers										INJURED RESERVE															L	17-20+	
11/24	Buccaneers	S	2	1	1	0.0	0.0	1	1	1	0	0	0	0	0	0	0	0	0	0	0	0	0	0	0	0	L	7-30
11/28	at Cowboys	S	1	0	1	0.0	0.0	0	0	2	0	0	0	0	1	0	0	0	0	0	0	0	0	0	0	0	L	20-27
<b>2024 TOTALS</b>		<b>7-7</b>	<b>15</b>	<b>9</b>	<b>6</b>	<b>2.0</b>	<b>17.0</b>	<b>4</b>	<b>13</b>	<b>10</b>	<b>0</b>	<b>0</b>	<b>0</b>	<b>0</b>	<b>1</b>	<b>0</b>	<b>0</b>	<b>0</b>	<b>0</b>	<b>0</b>	<b>0</b>	<b>0</b>	<b>0</b>	<b>0</b>	<b>0</b>	<b>0</b>	<b>2-10</b>	

+ - Overtime



# TYRONE TRACY JR.

RB

HEIGHT: 5-11  
WEIGHT: 210  
COLLEGE: PURDUE  
HOW ACQUIRED: D5-'24  
NFL EXP.: R  
GIANTS EXP.: R

29

## TRANSACTIONS

- » Originally a 5th-round (166th pick overall) draft choice by the Giants in 2024.

## 2024 SEASON HIGHLIGHTS

- » Scored his 4th rushing touchdown of the season, all of which have occurred in the past 7 games, in Week 13 against Dallas (11/28)...Became the 5th Giants rookie running back to score 4 rushing touchdowns in a 7-game span joining Saquon Barkley (2018), Andre Williams (2014), Brandon Jacobs (2005) and Ron Dayne (2000).
- » Rushed for a season-high 145 yards on 20 carries (7.3 avg.), the longest being a 45-yard touchdown in the third quarter in Week 8 against Pittsburgh (10/28)...Tracy's 145 yards was the highest rushing total by a Giants rookie since Saquon Barkley ran 179 yards at Washington (12/9/18)...Tracy tied RB Eddie Price for the 5th-highest rushing total by a rookie in Giants history. Price ran for 145 yards at Baltimore (11/19/50)...Tracy also became the first Giants rookie drafted in the 5th round or later to have 3 games of 100+ scrimmage yards in their rookie season.
- » Recorded 107 yards from scrimmage including 50 rushing (17 attempts) and 57 receiving (six receptions) in Week 6 against Cincinnati (10/13)...Tracy became the first Giants rookie drafted in the fifth round or later to score a rushing touchdown since RB Ahmad Bradshaw at Buffalo (12/23/07)...He became the seventh rookie in the NFL since 2018 to have 50-plus rushing yards, 50-plus receiving yards and a rushing touchdown in a single game...The most recent Giants rookie to reach these totals was Saquon Barkley versus Philadelphia (10/11/18).
- » Rushed for 129 yards on 18 carries (7.2 avg.) in Week 5 versus Seattle (10/6)...He became the first rookie running back since Ahmad Bradshaw (at Buffalo, 12/23/07) to average over 7 yards-per-carry with at least 15 attempts. His 129 rushing yards, which led the NFL in Week 5, were the most by a Giants rookie running back since Saquon Barkley rushed for 170 yards at Washington (12/9/18) and the most by a Giant in the first career start.
- » Tallied his first attempts (2 attempts for 6 yards) and first reception (5 yards) in his NFL debut against Minnesota (9/8).

## CAREER HIGHLIGHTS

- » Tracy played wide receiver for 4 seasons at Iowa and one at Purdue before switching to running back in his final season with the Boilermakers...Played in 63 collegiate games with 30 starts, including 25 games with 14 starts for Purdue...Career totals include 146 rushing attempts for 947 yards (6.5-yard avg.) and 10 touchdowns, plus 113 receptions for 1,201 yards and 5 scores...Averaged 25.2 yards on 17 kickoff returns in his final 2 seasons.
- » In 2023, played in 11 games with 9 starts...Led Purdue with career-high totals of 716 rushing yards and 8 touchdowns on 113 carries...Averaged 6.3 yards per carry, the 2nd-highest single-season rushing average in school history, leading the Big Ten and ranking 14th in the nation...Added 19 catches for 132 yards...Led the team in total touchdowns with 9, including one on a kickoff return...Tallied 1,270 all-purpose yards, including 408 kick return yards, to rank 2nd in the conference in both categories; his 127.4 all-purpose yards in conference games led the Big Ten.
- » Second-team All-Big Ten (AP), third-team All-Big Ten return specialist (coaches), honorable mention (media) in 2023 and honorable mention running back by coaches and media...Selected Academic All-Big Ten.
- » Had his most productive career game at Northwestern, recording 276 all-purpose yards, the most by a Boilermaker since Rondale Moore (2019), which included a career-high 160 rushing yards on 10 carries...Rushed for 122 yards and 112 yards in wins over Minnesota and Illinois, respectively...Averaged 25.5 yards on 16 kickoff returns, the highest average by a Purdue player since Akeem Hunt in 2013 (26.1)...In the season opener, took the 2nd half kickoff 98 yards to the end zone for his first career kickoff return touchdown, Purdue's first kickoff return TD since 2013...Was one of 3 Big Ten players to return a kickoff for a touchdown in 2023.
- » In his first season at Purdue in 2022, played in all 14 games with 5 starts...Caught 28 passes for 198 yards and ran for 138 yards on 17 carries...Averaged 7.1 yards per catch and 8.1 yards per carry...Had 2 receptions for 17 yards in Purdue vs. Penn State...Totaled a season-high 71 all-purpose yards vs. Indiana State...Tallied 3 receptions for 48 yards, including season-long 32-yard reception, at Maryland...Had a season-long 20-yard carry in the Big Ten Championship Game vs. Michigan...Caught 2 passes for 13 yards and ran for 26 yards on 4 carries in the Cheez-It Citrus Bowl vs. LSU.
- » In his final season at Iowa in 2021, played in 13 games with 4 starts and caught 15 passes for 106 yards and one touchdown...Added 7 rushing attempts for 33 yards...Voted a team captain.
- » In 2020, played in all 8 games with 4 starts...Recorded 14 receptions for 154 yards and one touchdown, with two rushing attempts for 22 yards...Had a 33-yard catch vs. Northwestern...Contributed 3 receptions for 36 yards at Minnesota and 4 for 4 for 38 yards vs. Michigan State.
- » In 2019, played in 13 games with 8 starts and registered career-high totals of 36 receptions for 589-yards (career-best 16.2-yard avg.) and 3 touchdowns...Scored his first career touchdown on a 7-yard catch Rutgers...Caught 3 passes for a career-high 85 yards vs. Middle Tennessee State...Posted a career-high 6 receptions, for 77 yards, vs. Minnesota...Scored on a 23-yard run in the Holiday Bowl vs. USC.

» As a freshman in 2018, played in 4 games...Recorded his only reception of the season, for 22 yards, in his collegiate debut vs. Northern Iowa.

## PERSONAL

- » Graduated in May 2023 with a degree in communications...Starred at Decatur Central High School in Indianapolis...Gatorade Player of the Year in Indiana...Earned Offensive Player of the Year honors as a sophomore and senior...Named to Indiana Football Digest Top 25 and Indiana Football Coaches Association (IFCA) Top 50...First-team all-county, all-midstate, and all-state for 3 straight years...First-team all-midstate and all-county as a freshman...Four-year football letterman as running back, wide receiver, and defensive back...Helped team post four-year record of 35-8...Holds school records for receiving yards in a season (1,132) and career (2,643), becoming first player at Decatur Central with over 1,000 yards in a season...Set school records for receiving touchdowns in a season (16) and career (33), as well as total offensive touchdowns (70), total touchdowns (72), total points (444) and yards per rushing attempt in a season (11.5) and career (8.7).
- » As a senior in 2017, rushed for 1,412 yards and 13 touchdowns, to go with 54 receptions for 1,132 yards and 17 touchdowns...As a junior, recorded 40 receptions for 651 yards and 9 touchdowns, while rushing for 296 yards and four touchdowns...As a sophomore, rushed for 1,239 yards and 11 touchdowns, with 27 receptions for 680 yards and seven touchdowns...Added 336 kickoff return yards...In his freshman season, rushed for 578 yards and 9 touchdowns, with 13 receptions for 180 yards and one touchdown...Team captain for 3 straight years...Also earned 4 letters in basketball and 3 in track as sprinter and long jumper.
- » Father (Tyrone Sr.) starred at Ben Davis High School in Indianapolis before a prolific career at Division II Fort Hays State (1986-89), in which he set school records for all-purpose yards in a season and career (he was inducted into Fort Hays State's Hall of Fame in 2011).

### TYRONE TRACY JR.'S NFL REGULAR SEASON RUSHING/RECEIVING STATISTICS

DATE	TEAM	GP	GS	RUSHING					RECEIVING				
				NO.	YDS.	AVG.	LG	TD	NO.	YDS.	AVG.	LG	TD
2024	Giants	12	7	125	619	5.0	45t	4	24	178	7.4	19	0
<b>NFL TOTALS</b>		<b>12</b>	<b>7</b>	<b>125</b>	<b>619</b>	<b>5.0</b>	<b>45T</b>	<b>4</b>	<b>24</b>	<b>178</b>	<b>7.4</b>	<b>19</b>	<b>0</b>

### TYRONE TRACY JR.'S NFL REGULAR SEASON RETURN STATISTICS

DATE	TEAM	KICKOFF RETURNS					PUNT RETURNS					
		RET.	YDS.	AVG.	LG	TD	NO.	FC	YDS.	AVG.	LG	TD
2024	Giants	3	61	20.3	28	0	0	0	0	0.0	0	0
<b>NFL TOTALS</b>		<b>3</b>	<b>61</b>	<b>20.3</b>	<b>28</b>	<b>0</b>	<b>0</b>	<b>0</b>	<b>0</b>	<b>0.0</b>	<b>0</b>	<b>0</b>

### SINGLE-GAME HIGHS: RUSHING/RECEIVING

<b>Rush Attempts</b>	20 at Pittsburgh Steelers, Oct 28, 2024 18 at Carolina Panthers, Nov 10, 2024 18 at Seattle Seahawks, Oct 06, 2024 17 vs. Cincinnati Bengals, Oct 13, 2024 16 vs. Washington Commanders, Nov 03, 2024	<b>Longest Receptions</b>	19 vs. Dallas Cowboys, Sep 26, 2024 18 at Dallas Cowboys, Nov 28, 2024 15 at Dallas Cowboys, Nov 28, 2024 14 vs. Cincinnati Bengals, Oct 13, 2024 12 vs. Cincinnati Bengals, Oct 13, 2024 ...1 more at 12.
<b>Rushing Yards</b>	145 at Pittsburgh Steelers, Oct 28, 2024 129 at Seattle Seahawks, Oct 06, 2024 103 at Carolina Panthers, Nov 10, 2024 66 vs. Washington Commanders, Nov 03, 2024 50 vs. Cincinnati Bengals, Oct 13, 2024	<b>All-Purpose Yards</b>	150 at Pittsburgh Steelers, Oct 28, 2024 130 at Seattle Seahawks, Oct 06, 2024 107 vs. Cincinnati Bengals, Oct 13, 2024 104 at Carolina Panthers, Nov 10, 2024 70 vs. Tampa Bay Buccaneers, Nov 24, 2024
<b>Rushing Average</b>	7.3 at Pittsburgh Steelers, Oct 28, 2024 7.2 at Seattle Seahawks, Oct 06, 2024 5.7 at Carolina Panthers, Nov 10, 2024 4.7 vs. Tampa Bay Buccaneers, Nov 24, 2024 4.1 vs. Washington Commanders, Nov 03, 2024	<b>Kickoff Returns</b>	2 vs. Dallas Cowboys, Sep 26, 2024 1 at Washington Commanders, Sep 15, 2024
<b>Longest Runs</b>	45t at Pittsburgh Steelers, Oct 28, 2024 32t at Carolina Panthers, Nov 10, 2024 27 at Seattle Seahawks, Oct 06, 2024 26 at Pittsburgh Steelers, Oct 28, 2024 25 at Seattle Seahawks, Oct 28, 2024	<b>Kickoff Return Yards</b>	33 vs. Dallas Cowboys, Sep 26, 2024 28 at Washington Commanders, Sep 15, 2024
<b>Rushing TDs</b>	1 at Carolina Panthers, Nov 10, 2024 1 at Pittsburgh Steelers, Oct 28, 2024 1 vs. Cincinnati Bengals, Oct 13, 2024	<b>Longest Kickoff Return</b>	28 at Washington Commanders, Sep 15, 2024 20 vs. Dallas Cowboys, Sep 26, 2024 13 vs. Dallas Cowboys, Sep 26, 2024
<b>Receptions</b>	6 vs. Cincinnati Bengals, Oct 13, 2024 4 vs. Tampa Bay Buccaneers, Nov 24, 2024 3 vs. Philadelphia Eagles, Oct 20, 2024 2 at Dallas Cowboys, Nov 28, 2024 2 at Pittsburgh Steelers, Oct 28, 2024 ...1 more at 2.	<b>Most TDs</b>	1 at Dallas Cowboys, Nov 28, 2024 1 at Carolina Panthers, Nov 10, 2024 1 at Pittsburgh Steelers, Oct 28, 2024 ...1 more at 1.
<b>Receiving Yards</b>	57 vs. Cincinnati Bengals, Oct 13, 2024 33 at Dallas Cowboys, Nov 28, 2024 28 vs. Tampa Bay Buccaneers, Nov 24, 2024 19 vs. Dallas Cowboys, Sep 26, 2024 17 at Cleveland Browns, Sep 22, 2024	<b>Scrimmage Yards</b>	150 at Pittsburgh Steelers, Oct 28, 2024 130 at Seattle Seahawks, Oct 06, 2024 107 vs. Cincinnati Bengals, Oct 13, 2024 104 at Carolina Panthers, Nov 10, 2024 70 vs. Tampa Bay Buccaneers, Nov 24, 2024
<b>Receiving Average</b>	9.5 vs. Cincinnati Bengals, Oct 13, 2024 7.0 vs. Tampa Bay Buccaneers, Nov 24, 2024 3.0 vs. Philadelphia Eagles, Oct 20, 2024		

### 100-YARD RUSHING GAMES (3): REGULAR SEASON

DATE	TEAM	ATT.	YDS.	AVG.	LG	TD
10/06/24	at Seahawks	18	129	7.2	27	0
10/28/24	at Steelers	20	145	7.3	45t	1
11/10/24	at Panthers	18	103	5.7	32t	1

### 2024 GAME-BY-GAME REGULAR-SEASON STATISTICS (GIANTS)

DATE	OPPONENT	P/S	RUSHING					RECEIVING					W/L	SCORE
			NO.	YDS.	AVG.	LG	TD	NO.	YDS.	AVG.	LG	TD		
09/08	Vikings	P	2	2	1.0	2	0	1	5	5.0	5	0	L	6-28
09/15	at Commanders	P	1	2	2.0	2	0	0	0	0.0	0	0	L	18-21
09/22	at Browns	P	5	23	4.6	6	0	2	17	8.5	12	0	W	21-15
09/26	Cowboys	P	4	2	0.5	1	0	1	19	19.0	19	0	L	15-20
10/06	at Seahawks	S	18	129	7.2	27	0	1	1	1.0	1	0	W	29-20
10/13	Bengals	S	17	50	2.9	11	1	6	57	9.5	14	0	L	7-17
10/20	Eagles	S	6	23	3.8	8	0	3	9	3.0	4	0	L	3-28
10/28	at Steelers	S	20	145	7.3	45t	1	2	5	2.5	5	0	L	18-26
11/03	Commanders	S	16	66	4.1	10	0	1	3	3.0	3	0	L	22-27
11/10	at Panthers	S	18	103	5.7	32t	1	1	1	1.0	1	0	L	17-20+
11/24	Buccaneers	S	9	42	4.7	16	0	4	28	7.0	11	0	L	7-30
11/28	at Cowboys	P	9	32	3.6	7	1	2	33	16.5	18	0	L	20-27
<b>2024 TOTALS</b>		<b>12-7</b>	<b>125</b>	<b>619</b>	<b>5.0</b>	<b>45T</b>	<b>4</b>	<b>24</b>	<b>178</b>	<b>7.4</b>	<b>19</b>	<b>0</b>	<b>2-10</b>	

+ - Overtime





# GREG VAN ROTEN

[van-ROW-tin]

HEIGHT: 6-3  
WEIGHT: 305  
COLLEGE: PENNSYLVANIA  
HOW ACQUIRED: FA-'24  
NFL EXP.: 10TH YEAR  
GIANTS EXP.: 1ST YEAR

G  
74

## TRANSACTIONS:

- » Originally signed as a rookie free agent by the Green Bay Packers on July 25, 2012...Waived by Green Bay on Aug. 31, 2012 and signed to the Packers' practice squad on Sept. 3, 2012...Signed to Green Bay's active roster on Oct. 13, 2012...Waived by Green Bay on Feb. 11, 2014...Signed by the Seattle Seahawks on Feb. 14, 2014...Waived by Seattle on Aug. 27, 2014...Signed by the Jacksonville Jaguars on Feb. 27, 2017...Released by Jacksonville on May 1, 2017...Signed by the Carolina Panthers on July 25, 2017...Signed as a free agent by the Jets on March 21, 2020...Released by the Jets on May 6, 2022...Signed by the Buffalo Bills on June 13, 2022...Signed as a free agent by the Las Vegas Raiders on May 19, 2023...Signed as a free agent by the Giants on July 30, 2024.

## 2024 SEASON HIGHLIGHTS

- » Started at right guard in his Giants debut in Week 1 against Minnesota (9/8).

## CAREER HIGHLIGHTS

- » Van Roten has played in 122 regular-season games with 83 starts - 55 at right guard, 27 at left guard, and one at center...Has also played in 4 postseason games...He has played for the Green Bay Packers, Carolina Panthers, the Jets, Buffalo Bills, Las Vegas Raiders, and the Giants - and had short stints with Seattle and Jacksonville - in the NFL and spent two seasons (2015-16) with the Toronto Argonauts of the Canadian Football League.
- » In 2023, started all 17 games at right guard in his only season in Las Vegas, where he played for current Giants offensive line coach Carmen Bricillo.
- » In Buffalo in 2022, played in 16 games with 4 starts, the first at center and the others at right guard...Was part of an offensive line that allowed only 33 sacks, the 8th fewest in the NFL...Also played in 2 playoff games.
- » In 2021, played in all 17 games with 10 starts at right guard for the Jets...Started the season's first 9 games...In 2020, started all 13 games in which he played at right guard...Spent 3 weeks on injured reserve with a toe injury...In 2019, started in the first 11 games of the season at left guard before being placed on the injured reserve with a foot injury.
- » In 2018, started in all 16 games at left guard...Made his first career start vs. Dallas (9/9)...Was the only Panthers player to play every single snap of the 2018 season...In his first season with Carolina in 2017, played in 10 games as a reserve offensive lineman and a key contributor on special teams.
- » Played for the CFL's Toronto Argonauts in 2015-16, appearing in 32 games...Started games at center, right guard, left tackle and right tackle...Named an Eastern All-Star his first season in the league.
- » Did not play in 2014...In 2013, played in the first 3 games with Green Bay before being placed on the injured reserve for the remainder of the season with a foot injury.
- » In 2012, made the Packers' roster as an undrafted rookie...Played in 7 regular season games and 2 postseason contests...Made his NFL debut at Detroit (11/18) and his postseason debut in the NFC Wild Card Game vs. Minnesota (1/5).

## COLLEGE:

- » Played 4 seasons at the University of Pennsylvania (2008-11), starting in all 30 games in his final 3 seasons...As a junior and senior, received Penn's Bednarik Award, given to the most outstanding offensive and defensive lineman...As a senior in 2011, started all 10 games and earned unanimous All-Ivy League honors...As a junior, started all 10 games and was named first-team All-Ivy recognition...Helped Penn lead the Ivy League in rushing yards (6th in the nation), scoring offense and total offense...As a sophomore, started in all 10 games and was part of an offensive line that allowed the fewest sacks in the Ivy League.

## PERSONAL:

- » Graduated from the Wharton School of the University of Pennsylvania with a Bachelor of Science in Economics...Attended Chaminade High School in Mineola, N.Y. and was a team captain as a senior...Earned New York All-State and All-Catholic High School Football League honors and was a Daily News All-Star, All-city and All-Suburban...Selected to play in the 2008 Empire State Outback Bowl.

### GREG VAN ROTEN'S NFL REGULAR SEASON STATISTICS

DATE	TEAM	GP	GS
2012	Packers	7	0
2013	Packers	3	0
2017	Panthers	10	0
2018	Panthers	16	16
2019	Panthers	11	11
2020	Jets	13	13
2021	Jets	17	10
2022	Bills	16	4
2023	Raiders	17	17
2024	Giants	12	12
<b>NFL TOTALS</b>		<b>122</b>	<b>83</b>

### GREG VAN ROTEN'S NFL POSTSEASON STATISTICS

DATE	TEAM	GP	GS
2012	Packers	2	0
2017	Panthers	0	0
2022	Bills	2	0
<b>NFL TOTALS</b>		<b>4</b>	<b>0</b>

### 2024 GAME-BY-GAME REGULAR-SEASON STATISTICS (GIANTS)

DATE	OPPONENT	P/S	W/L	SCORE
09/08	Vikings	S	L	6-28
09/15	at Commanders	S	L	18-21
09/22	at Browns	S	W	21-15
09/26	Cowboys	S	L	15-20
10/06	at Seahawks	S	W	29-20
10/13	Bengals	S	L	7-17
10/20	Eagles	S	L	3-28
10/28	at Steelers	S	L	18-26
11/03	Commanders	S	L	22-27
11/10	at Panthers	S	L	17-20+
11/24	Buccaneers	S	L	7-30
11/28	at Cowboys	S	L	20-27
<b>2024 TOTALS</b>		<b>12-12</b>	<b>2-10</b>	

+ - Overtime

# GIANTS STATS



EST. 1925 EST. 1925 EST. 1925 EST. 1925 EST. 1925

EST. 1925 EST. 1925 EST. 1925 EST. 1925 EST. 1925

EST. 1925 EST. 1925 EST. 1925 EST. 1925 EST. 1925

EST. 1925 EST. 1925 EST. 1925 EST. 1925 EST. 1925

WON 2, LOST 10			BRIAN DABOLL (12 GAMES)	
09/08	L	6-28	Minnesota	81,908
09/15	L	18-21	at Washington	61,841
09/22	W	21-15	at Cleveland	68,016
09/26	L	15-20	Dallas	80,425
10/06	W	29-20	at Seattle	68,306
10/13	L	7-17	Cincinnati	78,809
10/20	L	3-28	Philadelphia	82,779
10/28	L	18-26	at Pittsburgh	66,637
11/03	L	22-27	Washington	77,994
11/10	L	17-20 (OT)	at Carolina	70,132
11/24	L	7-30	Tampa Bay	77,554
11/28	L	20-27	at Dallas	92,196

### 2024 TEAM STATISTICS

	NYG	OPP.
<b>FIRST DOWNS</b>	<b>227</b>	<b>220</b>
Rushing	85	89
Passing	125	113
Penalty	17	18
Third Down-Made/Att	61/165	55/149
Third Down Efficiency	37.0%	36.9%
Fourth Down-Made/Att	13/22	10/16
Fourth Down Efficiency	59.1%	62.5%
<b>TOTAL NET YARDS</b>	<b>3,589</b>	<b>4,081</b>
Avg. Per Game	299.1	340.1
Total Plays	767	720
Avg. Per Play	4.7	5.7
<b>NET YARDS RUSHING</b>	<b>1,391</b>	<b>1,750</b>
Avg. Per Game	115.9	145.8
Total Rushes	313	343
Avg. Per Rush	4.4	5.1
<b>NET YARDS PASSING</b>	<b>2,198</b>	<b>2,331</b>
Avg. Per Game	183.2	194.3
Sacked/Yards Lost	40/248	36/228
Gross Yards	2,446	2,559
Attempts/Completions	414/262	341/237
Pct. of Completion	63.3%	69.5%
Had Intercepted	8	1
<b>PUNTS/AVERAGE</b>	<b>55/46.2</b>	<b>50/48.4</b>
Net Punting Average	40.8	43.0
<b>PUNT RETURN/AVG.</b>	<b>22/6.9</b>	<b>23/10.4</b>
<b>KICKOFF RETURN/AVG.</b>	<b>29/26.1</b>	<b>9/27.0</b>
<b>INTERCEPTION RETURN/AVG.</b>	<b>1/1.0</b>	<b>8/8.3</b>
<b>PENALTIES/YARDS</b>	<b>71/553</b>	<b>81/667</b>
<b>FUMBLES/BALL LOST</b>	<b>19/9</b>	<b>16/8</b>
<b>TOUCHDOWNS</b>	<b>19</b>	<b>30</b>
Rushing	10	13
Passing	8	13
Returns	1	4
<b>EXTRA POINTS/ATTEMPTS</b>	<b>12/13</b>	<b>28/29</b>
<b>TWO POINT CONVERSION/ATT.</b>	<b>0/6</b>	<b>1/1</b>
<b>FIELD GOALS/ATTEMPTS</b>	<b>19/23</b>	<b>23/26</b>
<b>AVG. TIME OF POSSESSION</b>	<b>30:55</b>	<b>29:05</b>

* SCORE BY PERIODS	Q1	Q2	Q3	Q4	OT	PTS
<b>TEAM</b>	29	55	33	66	0	183
<b>OPPONENTS</b>	68	83	74	51	3	279

SCORING	TD	RU	PA	RT	K-PAT	FG	2PT	S	PTS
G. Joseph	0	0	0	0	6/6	13/16	0	0	45
T. Tracy Jr.	4	4	0	0	0/0	0/0	0	0	24
G. Gano	0	0	0	0	5/5	5/6	0	0	20
M. Nabers	3	0	3	0	0/0	0/0	0	0	18
D. Singletary	3	3	0	0	0/0	0/0	0	0	18
D. Jones	2	2	0	0	0/0	0/0	0	0	12
W. Robinson	2	0	2	0	0/0	0/0	0	0	12
B. Ford-Wheaton	1	0	0	1	0/0	0/0	0	0	6
T. Johnson	1	0	1	0	0/0	0/0	0	0	6
D. Lock	1	1	0	0	0/0	0/0	0	0	6
C. Manhertz	1	0	1	0	0/0	0/0	0	0	6
D. Slayton	1	0	1	0	0/0	0/0	0	0	6
J. McAtamney	0	0	0	0	1/1	1/1	0	0	4
J. Gillan	0	0	0	0	0/1	0/0	0	0	0
<b>TEAM</b>	19	10	8	1	12/13	19/23	0	0	183
<b>OPPONENTS</b>	30	13	13	4	28/29	23/26	1	0	279

**2-Pt Conv:** D. Jones 0, **TM** 0-7, **OPP** 1-1  
**SACKS:** D. Lawrence II 9.0, A. Ojulari 6.0, B. Burns 6.0, J. Pinnock 3.0, D. Davidson 2.0, K. Thibodeaux 2.0, B. Okereke 2.0, M. McFadden 2.0, D. Phillips 1.0, R. Nuñez-Roches 1.0, E. Chatman 1.0, T. Fox 1.0, **TM** 36.0, **OPP** 40.0 **FUM/LOST:** T. Tracy Jr. 4/2, D. Jones 4/2, E. Gray 3/2, D. Lock 3/1, D. Singletary 2/2, I. Smith-Marsette 1/0, M. Nabers 1/0, D. Slayton 1/0, **TM** 19/9, **OPP** 16/8

* RUSHING	NO.	YDS	AVG	LONG	TD
T. Tracy Jr.	125	619	5.0	45t	4
D. Singletary	87	349	4.0	43	3
D. Jones	67	265	4.0	24	2
D. Lock	5	70	14.0	28	1
T. DeVito	7	32	4.6	17	0
E. Gray	13	25	1.9	6	0
W. Robinson	3	18	6.0	14	0
D. Slayton	1	11	11.0	11	0
M. Nabers	5	2	0.4	4	0
<b>TEAM</b>	<b>313</b>	<b>1,391</b>	<b>4.4</b>	<b>45t</b>	<b>10</b>
<b>OPPONENTS</b>	<b>343</b>	<b>1,750</b>	<b>5.1</b>	<b>56</b>	<b>13</b>

* RECEIVING	TAR	NO.	YDS	AVG	LONG	TD
M. Nabers	116	75	740	9.9	39	3
W. Robinson	91	63	447	7.1	23	2
D. Slayton	58	34	477	14.0	43	1
T. Johnson	43	29	331	11.4	35t	1
T. Tracy Jr.	30	24	178	7.4	19	0
D. Singletary	19	16	99	6.2	23	0
J. Hyatt	14	7	53	7.6	19	0
E. Gray	9	8	76	9.5	19	0
D. Bellinger	3	3	31	10.3	17	0
I. Hodgins	2	2	12	6.0	7	0
C. Manhertz	2	1	2	2.0	2t	1
<b>TEAM</b>	<b>387</b>	<b>262</b>	<b>2,446</b>	<b>9.3</b>	<b>43</b>	<b>8</b>
<b>OPPONENTS</b>	<b>326</b>	<b>237</b>	<b>2,559</b>	<b>10.8</b>	<b>55t</b>	<b>13</b>

* INTERCEPTIONS	NO.	YDS	AVG	LONG	TD
D. Muasau	1	1	1.0	1	0
<b>TEAM</b>	<b>1</b>	<b>1</b>	<b>1.0</b>	<b>1</b>	<b>0</b>
<b>OPPONENTS</b>	<b>8</b>	<b>66</b>	<b>8.3</b>	<b>24</b>	<b>2</b>

* FUMBLES	FUM	LST	FF	REC	TD
E. Gray	3	2	0	0	0
D. Jones	4	2	0	1	0
D. Singletary	2	2	0	0	0
T. Tracy Jr.	4	2	0	0	0
D. Lock	3	1	0	1	0
M. Adams	0	0	0	1	0
D. Belton	0	0	0	1	0
C. Manhertz	0	0	0	1	0
M. Nabers	1	0	0	0	0
D. Slayton	1	0	0	0	0
I. Smith-Marsette	1	0	0	0	0
A. Thomas	0	0	0	1	0
G. Van Roten	0	0	0	1	0
<b>TEAM</b>	<b>19</b>	<b>9</b>	<b>0</b>	<b>7</b>	<b>0</b>
<b>OPPONENTS</b>	<b>16</b>	<b>8</b>	<b>0</b>	<b>5</b>	<b>0</b>

* PUNTING	NO.	YDS	AVG	NET	TB	IN	LG	B
J. Gillan	34	1,555	45.7	41.6	2	18	67	0
M. Haack	21	988	47.0	39.5	1	9	66	0
<b>TEAM</b>	<b>55</b>	<b>2,543</b>	<b>46.2</b>	<b>40.8</b>	<b>3</b>	<b>27</b>	<b>67</b>	<b>0</b>
<b>OPPONENTS</b>	<b>50</b>	<b>2,422</b>	<b>48.4</b>	<b>43.0</b>	<b>6</b>	<b>26</b>	<b>67</b>	<b>0</b>

* PUNT RETURNS	RET	FC	YDS	AVG	LONG	TD
I. Smith-Marsette	21	12	151	7.2	22	0
D. Slayton	1	1	0	0.0	0	0
<b>TEAM</b>	<b>22</b>	<b>13</b>	<b>151</b>	<b>6.9</b>	<b>22</b>	<b>0</b>
<b>OPPONENTS</b>	<b>23</b>	<b>19</b>	<b>239</b>	<b>10.4</b>	<b>73t</b>	<b>1</b>

* KICKOFF RETURNS	NO.	YDS	AVG	LONG	TD
E. Gray	20	517	25.9	36	0
I. Smith-Marsette	6	178	29.7	47	0
T. Tracy Jr.	3	61	20.3	28	0
<b>TEAM</b>	<b>29</b>	<b>756</b>	<b>26.1</b>	<b>47</b>	<b>0</b>
<b>OPPONENTS</b>	<b>9</b>	<b>243</b>	<b>27.0</b>	<b>35</b>	<b>0</b>

* FIELD GOALS	1-19	20-29	30-39	40-49	50+
G. Gano	0/0	1/1	0/0	3/4	1/1
G. Joseph	0/0	3/3	5/5	4/7	1/1
J. McAtamney	0/0	0/0	1/1	0/0	0/0
<b>TEAM</b>	<b>0/0</b>	<b>4/4</b>	<b>6/6</b>	<b>7/11</b>	<b>2/2</b>
<b>OPPONENTS</b>	<b>0/0</b>	<b>10/10</b>	<b>7/7</b>	<b>4/5</b>	<b>2/4</b>



# 2024 DEFENSIVE STATS



PLAYER	SOLO	ASSISTS	TT	SACKS	YDS	INTS	YDS	PD	TFL	QBH	FF	FR	ST FF	ST FR	SAFETY	DEF TD
Tomon Fox	4	3	7	1.0	8.0	0	0	0	1	3	0	0	0	0	0	0
Matthew Adams	0	0	0	0.0	0.0	0	0	0	0	0	0	0	0	1	0	0
Isaiah Simmons	7	2	9	0.0	0.0	0	0	1	0	0	1	0	0	0	0	0
D.J. Davidson	12	11	23	2.0	17.0	0	0	0	2	2	0	2	0	0	0	0
Armon Watts	3	3	6	0.0	0.0	0	0	0	2	0	0	0	0	0	0	0
Azeez Ojulari	12	16	28	6.0	31.0	0	0	0	7	10	0	1	0	0	0	0
Dane Belton	8	6	14	0.0	0.0	0	0	2	0	0	0	0	0	1	0	0
Cor'Dale Flott	30	15	45	0.0	0.0	0	0	6	2	0	0	0	0	0	0	0
Deonte Banks	33	10	43	0.0	0.0	0	0	7	1	0	1	0	0	0	0	0
Rakeem Nuñez-Roches	11	34	45	1.0	1.0	0	0	2	1	5	0	0	0	0	0	0
Dexter Lawrence II	23	21	44	9.0	65.0	0	0	1	8	16	1	0	0	0	0	0
Dru Phillips	34	21	55	1.0	5.0	0	0	0	6	1	2	0	0	0	0	0
Micah McFadden	42	38	80	2.0	4.0	0	0	1	3	5	1	1	0	0	0	0
Brian Burns	31	21	52	6.0	53.0	0	0	8	10	12	1	0	0	0	0	0
Bobby Okereke	47	46	93	2.0	4.0	0	0	3	6	2	3	2	0	0	0	0
Tyler Nubin	53	39	92	0.0	0.0	0	0	1	4	0	1	1	0	0	0	0
Nick McCloud	9	4	13	0.0	0.0	0	0	1	1	0	0	0	0	0	0	0
Patrick Johnson	0	2	2	0.0	0.0	0	0	0	0	1	0	0	0	0	0	0
Boogie Basham	0	1	1	0.0	0.0	0	0	1	0	0	0	0	0	0	0	0
Jason Pinnock	33	20	53	3.0	13.0	0	0	1	3	3	0	0	0	0	0	0
Art Green	0	0	0	0.0	0.0	0	0	0	0	0	0	0	1	0	0	0
Bryce Ford-Wheaton	0	0	0	0.0	0.0	0	0	0	0	0	0	0	0	0	0	1
Kayvon Thibodeaux	9	6	15	2.0	17.0	0	0	1	4	10	0	0	0	0	0	0
Elijah Chatman	6	4	10	1.0	10.0	0	0	0	1	2	0	1	0	0	0	0
Chris Manhertz	0	0	0	0.0	0.0	0	0	0	0	0	0	0	0	1	0	0
Duke Shelley	1	0	1	0.0	0.0	0	0	0	0	0	0	0	0	0	0	0
Jordan Riley	3	2	5	0.0	0.0	0	0	0	0	0	0	0	0	0	0	0
Darius Muasau	8	5	13	0.0	0.0	1	1	1	1	0	0	0	0	0	0	0
Adoree' Jackson	10	4	14	0.0	0.0	0	0	3	0	0	0	0	0	0	0	0
Tre Hawkins III	4	0	4	0.0	0.0	0	0	0	0	0	0	0	0	0	0	0
Greg Stroman Jr.	2	0	2	0.0	0.0	0	0	0	0	0	0	0	0	0	0	0
<b>2024 TOTALS</b>	<b>435</b>	<b>334</b>	<b>769</b>	<b>36.0</b>	<b>228.0</b>	<b>1</b>	<b>1</b>	<b>40</b>	<b>63</b>	<b>72</b>	<b>11</b>	<b>8</b>	<b>1</b>	<b>3</b>	<b>0</b>	<b>1</b>

2024 REGULAR SEASON RECORDS

OVERALL	2-10	IN SEPTEMBER	1-3
GIANTS AT METLIFE STADIUM	0-6	IN OCTOBER	1-3
GIANTS ON THE ROAD	2-4	IN NOVEMBER	0-4
GIANTS ON GRASS	1-3		
GIANTS ON ARTIFICIAL TURF	1-7		
		ON SUNDAY NIGHT	0-1
		ON THURSDAY NIGHT	0-1
		ON MONDAY NIGHT	0-1
GIANTS WIN COIN TOSS	1-6	DAY GAMES	2-7
GIANTS LOSE COIN TOSS	1-4		
GIANTS SCORE FIRST	1-2		
OPPONENT SCORES FIRST	1-8	NIGHT GAMES	0-3
GIANTS LEAD AT HALFTIME	1-1		
GIANTS TRAIL AT HALFTIME	0-8	VS. NFC EAST OVERALL	0-5
SCORE TIED AT HALFTIME	1-1	VS. NFC EAST AT HOME	0-3
GIANTS LEAD AFTER 3RD QUARTER	2-0	VS. NFC EAST ON THE ROAD	0-2
GIANTS TRAIL AFTER 3RD QUARTER	0-10		
		VS. NFC	1-8
GAME GOES TO OVERTIME	0-1	VS. NFC SOUTH	0-2
GIANTS SCORE ON FIRST POSSESSION	0-4	VS. NFC NORTH	0-1
GIANTS SCORE 10 OR MORE POINTS	2-6	VS. NFC WEST	1-0
GIANTS SCORE 20 OR MORE POINTS	2-2		
		VS. AFC	1-2
GIANTS HAVE 30:00+TOP	2-6		
GIANTS HAVE LESS THAN 30:00 TOP	0-4		
GIANTS ALLOW 10 OR MORE	2-10	VS. AFC NORTH	1-2
GIANTS ALLOW 20 OR MORE	1-9		
GIANTS ALLOW 30 OR MORE	0-1		
OUTCOME 7 POINTS OR LESS	1-5		
OUTCOME 3 POINTS OR LESS	0-2		
RUSHING 20 OR MORE TIMES	2-9		
RUSHING 30 OR MORE TIMES	2-3		
GIANTS HAVE 100-YARD RUSHER	1-2		
GIANTS HAVE 1 100-YARD RECEIVER	1-3		
WHEN OUTGAIN OPPONENTS	2-3		
WHEN OUTRUSHING OPPONENTS	2-1		
WHEN OUT-PASS OPPONENTS	2-3		

## GIANTS

DATE	OPPONENT	1Q	2Q	1H	3Q	4Q	2H	OT	TOTAL
09/08	Minnesota	3	0	3	3	0	3	--	6
09/15	at Washington	6	6	12	0	6	6	--	18
09/22	at Cleveland	7	14	21	0	0	0	--	21
09/26	Dallas	3	6	9	3	3	6	--	15
10/06	at Seattle	0	10	10	10	9	19	--	29
10/13	Cincinnati	0	0	0	7	0	7	--	7
10/20	Philadelphia	0	3	3	0	0	0	--	3
10/28	at Pittsburgh	3	6	9	0	9	9	--	18
11/03	Washington	0	7	7	3	12	15	--	22
11/10	at Carolina	0	0	0	7	10	17	0	17
11/24	Tampa Bay	0	0	0	0	7	7	--	7
11/28	at Dallas	7	3	10	0	10	10	--	20
12/08	New Orleans	--	--	--	--	--	--	--	--
12/15	Baltimore	--	--	--	--	--	--	--	--
12/22	at Atlanta	--	--	--	--	--	--	--	--
12/28	Indianapolis	--	--	--	--	--	--	--	--
01/05	at Philadelphia	--	--	--	--	--	--	--	--
<b>TOTALS</b>		<b>29</b>	<b>55</b>	<b>84</b>	<b>33</b>	<b>66</b>	<b>99</b>	<b>0</b>	<b>183</b>

## OPPONENTS

DATE	OPPONENT	1Q	2Q	1H	3Q	4Q	2H	OT	TOTAL
09/08	Minnesota	7	7	14	14	0	14	--	28
09/15	at Washington	3	6	9	6	6	12	--	21
09/22	at Cleveland	7	0	7	0	8	8	--	15
09/26	Dallas	7	7	14	3	3	6	--	20
10/06	at Seattle	7	3	10	3	7	10	--	20
10/13	Cincinnati	7	0	7	3	7	10	--	17
10/20	Philadelphia	0	14	14	7	7	14	--	28
10/28	at Pittsburgh	6	3	9	7	10	17	--	26
11/03	Washington	7	14	21	3	3	6	--	27
11/10	at Carolina	7	3	10	7	0	7	3	20
11/24	Tampa Bay	7	16	23	7	0	7	--	30
11/28	at Dallas	3	10	13	14	0	14	--	27
12/08	New Orleans	--	--	--	--	--	--	--	--
12/15	Baltimore	--	--	--	--	--	--	--	--
12/22	at Atlanta	--	--	--	--	--	--	--	--
12/28	Indianapolis	--	--	--	--	--	--	--	--
01/05	at Philadelphia	--	--	--	--	--	--	--	--
<b>TOTALS</b>		<b>68</b>	<b>83</b>	<b>151</b>	<b>74</b>	<b>51</b>	<b>125</b>	<b>3</b>	<b>279</b>



2024 REGULAR SEASON GIANTS GAME-BY-GAME OFFENSE

	9/8	9/15	9/22	9/26	10/6	10/13	10/20	10/28	11/3	11/10	11/24	11/28	12/8	12/15	12/22	12/28	1/5	Totals
	MIN	@ WAS	@ CLE	DAL	@ SEA	CIN	PHI	@ PIT	WAS	@ CAR	TB	@ DAL	NO	BAL	@ ATL	IND	@ PHI	
<b>FIRST DOWNS</b>																		
Total	14	18	21	16	24	24	10	17	25	24	17	17						227
Rushing	5	5	7	4	8	11	4	6	12	11	5	7						85
Passing	8	11	13	12	14	10	6	10	10	12	11	8						125
Penalty	1	2	1	0	2	3	0	1	3	1	1	2						17
<b>THIRD DOWNS</b>																		
Attempts	18	8	14	16	16	15	14	15	11	15	11	12						165
Converted	7	4	4	5	7	5	3	5	6	7	5	3						61
Percentage	38.9%	50.0%	28.6%	31.3%	43.8%	33.3%	21.4%	33.3%	54.5%	46.7%	45.5%	25.0%						37.0%
<b>FOURTH DOWNS</b>																		
Attempts	3	2	1	4	1	5	0	1	2	0	2	1						22
Converted	1	1	1	3	0	3	0	1	2	0	0	1						13
Percentage	33.3%	50.0%	100.0%	75.0%	0.0%	60.0%	0	100.0%	100.0%	0	0.0%	100.0%						59.1%
<b>TOT. OFFENSE</b>																		
Net Yards	240	304	340	303	420	309	119	394	326	342	245	247						3,589
Plays	68	51	69	65	71	74	55	67	59	73	56	59						767
Avg./Play	3.5	6.0	4.9	4.7	5.9	4.2	2.2	5.9	5.5	4.7	4.4	4.2						4.7
<b>RUSHING</b>																		
Net Yards	74	129	112	26	175	119	76	157	164	167	76	116						1,391
Rush. Att.	21	22	32	24	34	31	18	25	31	34	20	21						313
Avg./Att.	3.5	5.9	3.5	1.1	5.1	3.8	4.2	6.3	5.3	4.9	3.8	5.5						4.4
<b>PASSING</b>																		
Net Yards	166	175	228	277	245	190	43	237	162	175	169	131						2,198
Attempts	42	28	35	40	34	41	29	38	26	37	32	32						414
Completions	22	16	24	29	23	22	17	24	20	22	22	21						262
Intercepted	2	0	0	1	0	1	0	1	0	2	0	1						8
Gross Yards	186	178	236	281	257	205	105	264	174	190	192	178						2,446
Sacked	5.0	1.0	2.0	1.0	3.0	2.0	8.0	4.0	2.0	2.0	4.0	6.0						40.0
Yards Lost	20	3	8	4	12	15	62	27	12	15	23	47						248
<b>ADVANCES</b>																		
Rushes	21	22	32	24	34	31	18	25	31	34	20	21						313
Completions	22	16	24	29	23	22	17	24	20	22	22	21						262
Totals	43	38	56	53	57	53	35	49	51	56	42	42						575
Total Drives	11	7	14	9	12	11	13	11	8	13	10	12						131
<b>PENALTIES</b>																		
Number	9	5	9	4	2	2	5	11	4	3	4	13						71
Yards	95	20	68	35	20	9	35	65	51	15	42	98						553
<b>FUMBLES</b>																		
Number	1	1	3	1	2	0	3	1	1	2	2	2						19
Lost	0	1	2	0	1	0	0	1	1	1	1	1						9
<b>PUNTING</b>																		
Yards	277	87	361	44	186	187	517	192	92	204	168	228						2,543
Punts	6	2	7	1	4	4	11	4	2	5	4	5						55
Net Avg.	46.2	31.5	40.4	44.0	44.8	43.5	42.9	24.8	42.0	37.0	38.3	46.2						40.8
Gross Avg.	46.2	43.5	51.6	44.0	46.5	46.8	47.0	48.0	46.0	40.8	42.0	45.6						46.2
<b>SCORING</b>																		
Points	6	18	21	15	29	7	3	18	22	17	7	20						183
Q1	3	6	7	3	0	0	0	3	0	0	0	7						29
Q2	0	6	14	6	10	0	3	6	7	0	0	3						55
Q3	3	0	0	3	10	7	0	0	3	7	0	0						33
Q4	0	6	0	3	9	0	0	9	12	10	7	10						66
OT	0	0	0	0	0	0	0	0	0	0	0	0						0
TD Rushing	0	1	1	0	0	1	0	1	1	2	1	2						10
TD Passing	0	2	2	0	2	0	0	0	2	0	0	0						8
TD KO Returns	0	0	0	0	0	0	0	0	0	0	0	0						0
TD Punt Returns	0	0	0	0	0	0	0	0	0	0	0	0						0
TD Sp. Teams	0	0	0	0	1	0	0	0	0	0	0	0						1
TD Def. Returns	0	0	0	0	0	0	0	0	0	0	0	0						0
FG Attempts	2	0	1	5	3	2	1	4	1	2	0	2						23
FG Made	2	0	0	5	3	0	1	4	1	1	0	2						19
Safety	0	0	0	0	0	0	0	0	0	0	0	0						0
2-Pt Attempts	0	2	0	0	1	0	0	1	2	0	0	0						6
2-Pt Made	0	0	0	0	0	0	0	0	0	0	0	0						0
Time of Possession	32:26	22:28	33:56	35:37	37:22	34:07	24:40	30:42	32:00	34:29	26:01	28:24						372:12

2024 REGULAR SEASON GIANTS GAME-BY-GAME OFFENSE

	9/8	9/15	9/22	9/26	10/6	10/13	10/20	10/28	11/3	11/10	11/24	11/28	12/8	12/15	12/22	12/28	1/5	Totals
	MIN	@ WAS	@ CLE	DAL	@ SEA	CIN	PHI	@ PIT	WAS	@ CAR	TB	@ DAL	NO	BAL	@ ATL	IND	@ PHI	

# 2024 GAME-BY-GAME OFFENSE



<b>FIRST DOWNS</b>													
Total	14	18	21	16	24	24	10	17	25	24	17	17	227
Rushing	5	5	7	4	8	11	4	6	12	11	5	7	85
Passing	8	11	13	12	14	10	6	10	10	12	11	8	125
Penalty	1	2	1	0	2	3	0	1	3	1	1	2	17
<b>THIRD DOWNS</b>													
Attempts	18	8	14	16	16	15	14	15	11	15	11	12	165
Converted	7	4	4	5	7	5	3	5	6	7	5	3	61
Percentage	38.9%	50.0%	28.6%	31.3%	43.8%	33.3%	21.4%	33.3%	54.5%	46.7%	45.5%	25.0%	37.0%
<b>FOURTH DOWNS</b>													
Attempts	3	2	1	4	1	5	0	1	2	0	2	1	22
Converted	1	1	1	3	0	3	0	1	2	0	0	1	13
Percentage	33.3%	50.0%	100.0%	75.0%	0.0%	60.0%	0	100.0%	100.0%	0	0.0%	100.0%	59.1%
<b>TOT. OFFENSE</b>													
Net Yards	240	304	340	303	420	309	119	394	326	342	245	247	3,589
Plays	68	51	69	65	71	74	55	67	59	73	56	59	767
Avg./Play	3.5	6.0	4.9	4.7	5.9	4.2	2.2	5.9	5.5	4.7	4.4	4.2	4.7
<b>RUSHING</b>													
Net Yards	74	129	112	26	175	119	76	157	164	167	76	116	1,391
Rush. Att.	21	22	32	24	34	31	18	25	31	34	20	21	313
Avg./Att.	3.5	5.9	3.5	1.1	5.1	3.8	4.2	6.3	5.3	4.9	3.8	5.5	4.4
<b>PASSING</b>													
Net Yards	166	175	228	277	245	190	43	237	162	175	169	131	2,198
Attempts	42	28	35	40	34	41	29	38	26	37	32	32	414
Completions	22	16	24	29	23	22	17	24	20	22	22	21	262
Intercepted	2	0	0	1	0	1	0	1	0	2	0	1	8
Gross Yards	186	178	236	281	257	205	105	264	174	190	192	178	2,446
Sacked	5.0	1.0	2.0	1.0	3.0	2.0	8.0	4.0	2.0	2.0	4.0	6.0	40.0
Yards Lost	20	3	8	4	12	15	62	27	12	15	23	47	248
<b>ADVANCES</b>													
Rushes	21	22	32	24	34	31	18	25	31	34	20	21	313
Completions	22	16	24	29	23	22	17	24	20	22	22	21	262
Totals	43	38	56	53	57	53	35	49	51	56	42	42	575
Total Drives	11	7	14	9	12	11	13	11	8	13	10	12	131
<b>PENALTIES</b>													
Number	9	5	9	4	2	2	5	11	4	3	4	13	71
Yards	95	20	68	35	20	9	35	65	51	15	42	98	553
<b>FUMBLES</b>													
Number	1	1	3	1	2	0	3	1	1	2	2	2	19
Lost	0	1	2	0	1	0	0	1	1	1	1	1	9
<b>PUNTING</b>													
Yards	277	87	361	44	186	187	517	192	92	204	168	228	2,543
Punts	6	2	7	1	4	4	11	4	2	5	4	5	55
Net Avg.	46.2	31.5	40.4	44.0	44.8	43.5	42.9	24.8	42.0	37.0	38.3	46.2	40.8
Gross Avg.	46.2	43.5	51.6	44.0	46.5	46.8	47.0	48.0	46.0	40.8	42.0	45.6	46.2
<b>SCORING</b>													
Points	6	18	21	15	29	7	3	18	22	17	7	20	183
Q1	3	6	7	3	0	0	0	3	0	0	0	7	29
Q2	0	6	14	6	10	0	3	6	7	0	0	3	55
Q3	3	0	0	3	10	7	0	0	3	7	0	0	33
Q4	0	6	0	3	9	0	0	9	12	10	7	10	66
OT	0	0	0	0	0	0	0	0	0	0	0	0	0
TD Rushing	0	1	1	0	0	1	0	1	1	2	1	2	10
TD Passing	0	2	2	0	2	0	0	0	2	0	0	0	8
TD KO Returns	0	0	0	0	0	0	0	0	0	0	0	0	0
TD Punt Returns	0	0	0	0	0	0	0	0	0	0	0	0	0
TD Sp. Teams	0	0	0	0	1	0	0	0	0	0	0	0	1
TD Def. Returns	0	0	0	0	0	0	0	0	0	0	0	0	0
FG Attempts	2	0	1	5	3	2	1	4	1	2	0	2	23
FG Made	2	0	0	5	3	0	1	4	1	1	0	2	19
Safety	0	0	0	0	0	0	0	0	0	0	0	0	0
2-Pt Attempts	0	2	0	0	1	0	0	1	2	0	0	0	6
2-Pt Made	0	0	0	0	0	0	0	0	0	0	0	0	0
Time of Possession	32:26	22:28	33:56	35:37	37:22	34:07	24:40	30:42	32:00	34:29	26:01	28:24	372:12

GIANTS													
Date	Opponent	3rd & 1	3rd & 2	3rd & 3	3rd & 4	3rd & 5	3rd & 6	3rd & 7	3rd & 8	3rd & 9	3rd & 10+	Total	Ttl %
9/8	Minnesota	0/0	1/2	1/2	1/1	1/3	1/1	1/2	0/1	0/0	1/6	7/18	38.89
9/15	at Washington	1/1	0/0	0/0	0/0	0/0	0/0	1/1	0/1	1/1	1/4	4/8	50.00
9/22	at Cleveland	0/0	1/1	2/2	0/2	1/1	0/1	0/0	0/1	0/1	0/5	4/14	28.57
9/26	Dallas	0/0	0/0	2/2	1/3	0/0	0/1	0/0	1/3	1/2	0/5	5/16	31.25
10/6	at Seattle	3/4	0/1	0/1	0/2	2/3	0/1	1/1	0/1	0/0	1/2	7/16	43.75
10/13	Cincinnati	1/3	1/2	3/3	0/1	0/1	0/0	0/0	0/1	0/0	0/4	5/15	33.33
10/20	Philadelphia	2/2	0/0	1/5	0/0	0/0	0/1	0/1	0/0	0/0	0/5	3/14	21.43
10/28	at Pittsburgh	1/1	0/0	0/1	0/0	1/2	0/0	0/2	2/3	0/0	1/6	5/15	33.33
11/3	Washington	3/3	1/1	0/1	0/1	0/0	0/1	0/0	0/1	2/2	0/1	6/11	54.55
11/10	at Carolina	1/2	1/1	1/1	2/2	0/1	0/0	1/3	0/2	1/2	0/1	7/15	46.67
11/24	Tampa Bay	0/0	1/1	1/1	1/1	0/0	0/1	0/1	0/1	1/2	1/3	5/11	45.45
11/28	at Dallas	1/2	0/1	1/1	0/1	0/1	1/1	0/0	0/2	0/1	0/2	3/12	25.00
12/8	New Orleans	--	--	--	--	--	--	--	--	--	--	--	--
12/15	Baltimore	--	--	--	--	--	--	--	--	--	--	--	--
12/22	at Atlanta	--	--	--	--	--	--	--	--	--	--	--	--
12/28	Indianapolis	--	--	--	--	--	--	--	--	--	--	--	--
1/5	at Philadelphia	--	--	--	--	--	--	--	--	--	--	--	--
<b>TOTALS</b>		<b>13 / 18</b>	<b>6 / 10</b>	<b>12 / 20</b>	<b>5 / 14</b>	<b>5 / 12</b>	<b>2 / 8</b>	<b>4 / 11</b>	<b>3 / 17</b>	<b>6 / 11</b>	<b>5 / 44</b>	<b>61 / 165</b>	<b>36.97</b>
		<b>72.2%</b>	<b>60.0%</b>	<b>60.0%</b>	<b>35.7%</b>	<b>41.7%</b>	<b>25.0%</b>	<b>36.4%</b>	<b>17.6%</b>	<b>54.5%</b>	<b>11.4%</b>	<b>37.0%</b>	<b>--</b>

OPPONENT													
Date	Opponent	3rd & 1	3rd & 2	3rd & 3	3rd & 4	3rd & 5	3rd & 6	3rd & 7	3rd & 8	3rd & 9	3rd & 10+	Total	Ttl %
9/8	Minnesota	2/2	0/0	0/0	1/3	0/1	0/0	0/1	0/1	0/0	0/2	3/10	30.00
9/15	at Washington	3/3	0/0	0/0	1/2	0/0	0/1	0/0	1/2	0/0	2/6	7/14	50.00
9/22	at Cleveland	1/2	1/2	0/0	0/1	0/0	0/0	0/1	1/2	0/0	1/6	4/14	28.57
9/26	Dallas	1/1	0/0	2/2	0/0	0/2	0/0	0/1	0/0	0/0	0/4	3/10	30.00
10/6	at Seattle	0/0	2/2	1/1	0/1	0/0	0/1	0/2	0/1	0/0	0/3	3/11	27.27
10/13	Cincinnati	0/1	0/0	1/2	0/1	0/1	1/1	0/0	0/0	0/0	2/5	4/11	36.36
10/20	Philadelphia	0/1	0/1	0/1	0/0	0/0	0/1	1/2	0/2	0/0	0/5	1/13	7.69
10/28	at Pittsburgh	1/1	0/0	0/1	1/1	0/2	0/0	1/2	1/2	0/0	2/4	6/13	46.15
11/3	Washington	3/3	0/3	0/0	0/1	0/1	0/1	0/0	0/1	1/1	1/1	5/12	41.67
11/10	at Carolina	4/4	0/1	0/0	0/2	1/1	0/0	0/1	1/2	0/0	0/4	6/15	40.00
11/24	Tampa Bay	0/2	1/2	2/2	1/2	0/0	0/1	0/0	1/1	0/0	1/1	6/11	54.55
11/28	at Dallas	1/2	2/2	0/0	1/2	1/1	1/2	0/1	0/1	0/1	1/3	7/15	46.67
12/8	New Orleans	--	--	--	--	--	--	--	--	--	--	--	--
12/15	Baltimore	--	--	--	--	--	--	--	--	--	--	--	--
12/22	at Atlanta	--	--	--	--	--	--	--	--	--	--	--	--
12/28	Indianapolis	--	--	--	--	--	--	--	--	--	--	--	--
1/5	at Philadelphia	--	--	--	--	--	--	--	--	--	--	--	--
<b>TOTALS</b>		<b>16 / 22</b>	<b>6 / 13</b>	<b>6 / 9</b>	<b>5 / 16</b>	<b>2 / 9</b>	<b>2 / 8</b>	<b>2 / 11</b>	<b>5 / 15</b>	<b>1 / 2</b>	<b>10 / 44</b>	<b>55 / 149</b>	<b>36.91</b>
		<b>72.7%</b>	<b>46.2%</b>	<b>66.7%</b>	<b>31.3%</b>	<b>22.2%</b>	<b>25.0%</b>	<b>18.2%</b>	<b>33.3%</b>	<b>50.0%</b>	<b>22.7%</b>	<b>36.9%</b>	<b>--</b>

# 2024 GAME-BY-GAME OFFENSE



2024 REGULAR SEASON GIANTS GAME-BY-GAME OFFENSE																		
	09/08	09/15	09/22	09/26	10/06	10/13	10/20	10/28	11/03	11/10	11/24	11/28	12/08	12/15	12/22	12/28	01/05	Totals
	MIN	@ WAS	@ CLE	DAL	@ SEA	CIN	PHI	@ PIT	WAS	@ CAR	TB	@ DAL	NO	BAL	@ ATL	IND	@ PHI	
<b>FIRST DOWNS</b>																		
Total	14	18	21	16	24	24	10	17	25	24	17	17						227
Rushing	5	5	7	4	8	11	4	6	12	11	5	7						85
Passing	8	11	13	12	14	10	6	10	10	12	11	8						125
Penalty	1	2	1	0	2	3	0	1	3	1	1	2						17
<b>THIRD DOWNS</b>																		
Attempts	18	8	14	16	16	15	14	15	11	15	11	12						165
Converted	7	4	4	5	7	5	3	5	6	7	5	3						61
Percentage	38.9%	50.0%	28.6%	31.3%	43.8%	33.3%	21.4%	33.3%	54.5%	46.7%	45.5%	25.0%						37.0%
<b>FOURTH DOWNS</b>																		
Attempts	3	2	1	4	1	5	0	1	2	0	2	1						22
Converted	1	1	1	3	0	3	0	1	2	0	0	1						13
Percentage	33.3%	50.0%	100.0%	75.0%	0.0%	60.0%	0	100.0%	100.0%	0	0.0%	100.0%						59.1%
<b>TOT. OFFENSE</b>																		
Net Yards	240	304	340	303	420	309	119	394	326	342	245	247						3,589
Plays	68	51	69	65	71	74	55	67	59	73	56	59						767
Avg./Play	3.5	6.0	4.9	4.7	5.9	4.2	2.2	5.9	5.5	4.7	4.4	4.2						4.7
<b>RUSHING</b>																		
Net Yards	74	129	112	26	175	119	76	157	164	167	76	116						1,391
Rush. Att.	21	22	32	24	34	31	18	25	31	34	20	21						313
Avg./Att.	3.5	5.9	3.5	1.1	5.1	3.8	4.2	6.3	5.3	4.9	3.8	5.5						4.4
<b>PASSING</b>																		
Net Yards	166	175	228	277	245	190	43	237	162	175	169	131						2,198
Attempts	42	28	35	40	34	41	29	38	26	37	32	32						414
Completions	22	16	24	29	23	22	17	24	20	22	22	21						262
Intercepted	2	0	0	1	0	1	0	1	0	2	0	1						8
Gross Yards	186	178	236	281	257	205	105	264	174	190	192	178						2,446
Sacked	5.0	1.0	2.0	1.0	3.0	2.0	8.0	4.0	2.0	2.0	4.0	6.0						40.0
Yards Lost	20	3	8	4	12	15	62	27	12	15	23	47						248
<b>ADVANCES</b>																		
Rushes	21	22	32	24	34	31	18	25	31	34	20	21						313
Completions	22	16	24	29	23	22	17	24	20	22	22	21						262
Totals	43	38	56	53	57	53	35	49	51	56	42	42						575
Total Drives	11	7	14	9	12	11	13	11	8	13	10	12						131
<b>PENALTIES</b>																		
Number	9	5	9	4	2	2	5	11	4	3	4	13						71
Yards	95	20	68	35	20	9	35	65	51	15	42	98						553
<b>FUMBLES</b>																		
Number	1	1	3	1	2	0	3	1	1	2	2	2						19
Lost	0	1	2	0	1	0	0	1	1	1	1	1						9
<b>PUNTING</b>																		
Yards	277	87	361	44	186	187	517	192	92	204	168	228						2,543
Punts	6	2	7	1	4	4	11	4	2	5	4	5						55
Net Avg.	46.2	31.5	40.4	44.0	44.8	43.5	42.9	24.8	42.0	37.0	38.3	46.2						40.8
Gross Avg.	46.2	43.5	51.6	44.0	46.5	46.8	47.0	48.0	46.0	40.8	42.0	45.6						46.2

# 2024 GAME-BY-GAME OFFENSE



SCORING																		
Points	6	18	21	15	29	7	3	18	22	17	7	20	183					
Q1	3	6	7	3	0	0	0	3	0	0	0	7	29					
Q2	0	6	14	6	10	0	3	6	7	0	0	3	55					
Q3	3	0	0	3	10	7	0	0	3	7	0	0	33					
Q4	0	6	0	3	9	0	0	9	12	10	7	10	66					
OT	0	0	0	0	0	0	0	0	0	0	0	0	0					
TD Rushing	0	1	1	0	0	1	0	1	1	2	1	2	10					
TD Passing	0	2	2	0	2	0	0	0	2	0	0	0	8					
TD KO Returns	0	0	0	0	0	0	0	0	0	0	0	0	0					
TD Punt Returns	0	0	0	0	0	0	0	0	0	0	0	0	0					
TD Sp. Teams	0	0	0	0	1	0	0	0	0	0	0	0	1					
TD Def. Returns	0	0	0	0	0	0	0	0	0	0	0	0	0					
FG Attempts	2	0	1	5	3	2	1	4	1	2	0	2	23					
FG Made	2	0	0	5	3	0	1	4	1	1	0	2	19					
Safety	0	0	0	0	0	0	0	0	0	0	0	0	0					
2-Pt Attempts	0	2	0	0	1	0	0	1	2	0	0	0	6					
2-Pt Made	0	0	0	0	0	0	0	0	0	0	0	0	0					
Time of Possession	32:26	22:28	33:56	35:37	37:22	34:07	24:40	30:42	32:00	34:29	26:01	28:24	372:12					
2024 REGULAR SEASON GIANTS GAME-BY-GAME OFFENSE																		
	09/08	09/15	09/22	09/26	10/06	10/13	10/20	10/28	11/03	11/10	11/24	11/28	12/08	12/15	12/22	12/28	01/05	
		@	@		@			@		@		@			@	@		
	MIN	WAS	CLE	DAL	SEA	CIN	PHI	PIT	WAS	CAR	TB	DAL	NO	BAL	ATL	IND	PHI	Totals
FIRST DOWNS																		
Total	14	18	21	16	24	24	10	17	25	24	17	17						227
Rushing	5	5	7	4	8	11	4	6	12	11	5	7						85
Passing	8	11	13	12	14	10	6	10	10	12	11	8						125
Penalty	1	2	1	0	2	3	0	1	3	1	1	2						17
THIRD DOWNS																		
Attempts	18	8	14	16	16	15	14	15	11	15	11	12						165
Converted	7	4	4	5	7	5	3	5	6	7	5	3						61
Percentage	38.9%	50.0%	28.6%	31.3%	43.8%	33.3%	21.4%	33.3%	54.5%	46.7%	45.5%	25.0%						37.0%
FOURTH DOWNS																		
Attempts	3	2	1	4	1	5	0	1	2	0	2	1						22
Converted	1	1	1	3	0	3	0	1	2	0	0	1						13
Percentage	33.3%	50.0%	100.0%	75.0%	0.0%	60.0%	0	100.0%	100.0%	0	0.0%	100.0%						59.1%
TOT. OFFENSE																		
Net Yards	240	304	340	303	420	309	119	394	326	342	245	247						3,589
Plays	68	51	69	65	71	74	55	67	59	73	56	59						767
Avg./Play	3.5	6.0	4.9	4.7	5.9	4.2	2.2	5.9	5.5	4.7	4.4	4.2						4.7
RUSHING																		
Net Yards	74	129	112	26	175	119	76	157	164	167	76	116						1,391
Rush. Att.	21	22	32	24	34	31	18	25	31	34	20	21						313
Avg./Att.	3.5	5.9	3.5	1.1	5.1	3.8	4.2	6.3	5.3	4.9	3.8	5.5						4.4
PASSING																		
Net Yards	166	175	228	277	245	190	43	237	162	175	169	131						2,198
Attempts	42	28	35	40	34	41	29	38	26	37	32	32						414
Completions	22	16	24	29	23	22	17	24	20	22	22	21						262
Intercepted	2	0	0	1	0	1	0	1	0	2	0	1						8
Gross Yards	186	178	236	281	257	205	105	264	174	190	192	178						2,446
Sacked	5.0	1.0	2.0	1.0	3.0	2.0	8.0	4.0	2.0	2.0	4.0	6.0						40.0
Yards Lost	20	3	8	4	12	15	62	27	12	15	23	47						248
ADVANCES																		
Rushes	21	22	32	24	34	31	18	25	31	34	20	21						313
Completions	22	16	24	29	23	22	17	24	20	22	22	21						262
Totals	43	38	56	53	57	53	35	49	51	56	42	42						575
Total Drives	11	7	14	9	12	11	13	11	8	13	10	12						131
PENALTIES																		
Number	9	5	9	4	2	2	5	11	4	3	4	13						71
Yards	95	20	68	35	20	9	35	65	51	15	42	98						553

# 2024 GAME-BY-GAME OFFENSE



<b>FUMBLES</b>													
Number	1	1	3	1	2	0	3	1	1	2	2	2	<b>19</b>
Lost	0	1	2	0	1	0	0	1	1	1	1	1	<b>9</b>
<b>PUNTING</b>													
Yards	277	87	361	44	186	187	517	192	92	204	168	228	<b>2,543</b>
Punts	6	2	7	1	4	4	11	4	2	5	4	5	<b>55</b>
Net Avg.	46.2	31.5	40.4	44.0	44.8	43.5	42.9	24.8	42.0	37.0	38.3	46.2	<b>40.8</b>
Gross Avg.	46.2	43.5	51.6	44.0	46.5	46.8	47.0	48.0	46.0	40.8	42.0	45.6	<b>46.2</b>
<b>SCORING</b>													
Points	6	18	21	15	29	7	3	18	22	17	7	20	<b>183</b>
Q1	3	6	7	3	0	0	0	3	0	0	0	7	<b>29</b>
Q2	0	6	14	6	10	0	3	6	7	0	0	3	<b>55</b>
Q3	3	0	0	3	10	7	0	0	3	7	0	0	<b>33</b>
Q4	0	6	0	3	9	0	0	9	12	10	7	10	<b>66</b>
OT	0	0	0	0	0	0	0	0	0	0	0	0	<b>0</b>
TD Rushing	0	1	1	0	0	1	0	1	1	2	1	2	<b>10</b>
TD Passing	0	2	2	0	2	0	0	0	2	0	0	0	<b>8</b>
TD KO Returns	0	0	0	0	0	0	0	0	0	0	0	0	<b>0</b>
TD Punt Returns	0	0	0	0	0	0	0	0	0	0	0	0	<b>0</b>
TD Sp. Teams	0	0	0	0	1	0	0	0	0	0	0	0	<b>1</b>
TD Def. Returns	0	0	0	0	0	0	0	0	0	0	0	0	<b>0</b>
FG Attempts	2	0	1	5	3	2	1	4	1	2	0	2	<b>23</b>
FG Made	2	0	0	5	3	0	1	4	1	1	0	2	<b>19</b>
Safety	0	0	0	0	0	0	0	0	0	0	0	0	<b>0</b>
2-Pt Attempts	0	2	0	0	1	0	0	1	2	0	0	0	<b>6</b>
2-Pt Made	0	0	0	0	0	0	0	0	0	0	0	0	<b>0</b>
Time of Possession	32:26	22:28	33:56	35:37	37:22	34:07	24:40	30:42	32:00	34:29	26:01	28:24	<b>372:12</b>

# 2024 GAME-BY-GAME DEFENSE



## 2024 REGULAR SEASON GIANTS GAME-BY-GAME DEFENSE

	09/08	09/15	09/22	09/26	10/06	10/13	10/20	10/28	11/03	11/10	11/24	11/28	12/08	12/15	12/22	12/28	01/05	Totals
	MIN	@ WAS	@ CLE	DAL	@ SEA	CIN	PHI	@ PIT	WAS	@ CAR	TB	@ DAL	NO	BAL	@ ATL	IND	@ PHI	
<b>FIRST DOWNS</b>																		
Total	17	22	16	14	17	13	20	20	21	15	24	21						220
Rushing	7	9	7	5	3	3	13	6	11	8	10	7						89
Passing	8	11	7	9	14	10	6	12	8	6	12	10						113
Penalty	2	2	2	0	0	0	1	2	2	1	2	4						18
<b>THIRD DOWNS</b>																		
Attempts	10	14	14	10	11	11	13	13	12	15	11	15						149
Converted	3	7	4	3	3	4	1	6	5	6	6	7						55
Percentage	30.0%	50.0%	28.6%	30.0%	27.3%	36.4%	7.7%	46.2%	41.7%	40.0%	54.5%	46.7%						36.9%
<b>FOURTH DOWNS</b>																		
Attempts	1	1	3	1	2	0	3	0	2	0	2	1						16
Converted	1	1	1	1	0	0	3	0	2	0	1	0						10
Percentage	100.0%	100.0%	33.3%	100.0%	0.0%	0	100.0%	0	100.0%	0	50.0%	0.0%						62.5%
<b>TOT. OFFENSE</b>																		
Net Yards	312	425	217	293	333	304	339	426	358	306	451	317						4,081
Plays	51	69	63	51	58	52	65	63	60	58	62	68						720
Avg./Play	6.1	6.2	3.4	5.7	5.7	5.8	5.2	6.8	6.0	5.3	7.3	4.7						5.7
<b>RUSHING</b>																		
Net Yards	111	215	69	80	102	121	269	167	149	188	157	122						1,750
Rush. Att.	26	35	18	23	11	20	45	31	38	32	32	32						343
Avg./Att.	4.3	6.1	3.8	3.5	9.3	6.1	6.0	5.4	3.9	5.9	4.9	3.8						5.1
<b>PASSING</b>																		
Net Yards	201	210	148	213	231	183	70	259	209	118	294	195						2,331
Attempts	24	29	37	27	40	28	15	28	22	25	30	36						341
Completions	19	23	21	22	28	19	10	20	15	15	24	21						237
Intercepted	1	0	0	0	0	0	0	0	0	0	0	0						1
Gross Yards	208	226	196	221	284	208	114	278	209	126	294	195						2,559
Sacked	1.0	5.0	8.0	1.0	7.0	4.0	5.0	4.0	0.0	1.0	0.0	0.0						36.0
Yards Lost	7	16	48	8	53	25	44	19	0	8	0	0						228
<b>ADVANCES</b>																		
Rushes	26	35	18	23	11	20	45	31	38	32	32	32						343
Completions	19	23	21	22	28	19	10	20	15	15	24	21						237
Totals	45	58	39	45	39	39	55	51	53	47	56	53						580
Total Drives	10	8	14	9	11	11	13	11	8	13	9	11						128
<b>PENALTIES</b>																		
Number	7	10	5	11	6	6	6	5	5	10	4	6						81
Yards	63	69	48	89	30	67	35	50	52	87	29	48						667
<b>FUMBLES</b>																		
Number	1	0	2	1	1	2	0	1	0	2	4	2						16
Lost	1	0	2	0	1	1	0	1	0	1	1	0						8
<b>PUNTING</b>																		
Yards	168	0	306	165	193	278	419	131	109	337	80	236						2,422
Punts	4	0	6	3	4	6	8	3	2	7	2	5						50
Net Avg.	42.0	0.0	47.8	41.0	41.8	42.8	45.5	43.0	48.5	45.7	36.0	33.4						43.0
Gross Avg.	42.0	0.0	51.0	55.0	48.3	46.3	52.4	43.7	54.5	48.1	40.0	47.2						48.4
<b>SCORING</b>																		
Points	28	21	15	20	20	17	28	26	27	20	30	27						279
Q1	7	3	7	7	7	7	0	6	7	7	7	3						68
Q2	7	6	0	7	3	0	14	3	14	3	16	10						83
Q3	14	6	0	3	3	3	7	7	3	7	7	14						74
Q4	0	6	8	3	7	7	7	10	3	0	0	0						51
OT	0	0	0	0	0	0	0	0	0	3	0	0						3
TD Rushing	1	0	0	0	0	2	3	0	1	1	4	1						13
TD Passing	2	0	2	2	1	0	1	1	2	1	0	1						13
TD KO Returns	0	0	0	0	0	0	0	0	0	0	0	0						0
TD Punt Returns	0	0	0	0	0	0	0	1	0	0	0	0						1
TD Sp. Teams	0	0	0	0	0	0	0	0	0	0	0	0						0
TD Def. Returns	1	0	0	0	1	0	0	0	0	0	0	1						3
FG Attempts	0	7	1	3	3	1	0	4	2	2	1	2						26
FG Made	0	7	0	2	2	1	0	4	2	2	1	2						23
Safety	0	0	0	0	0	0	0	0	0	0	0	0						0
2-Pt Attempts	0	0	1	0	0	0	0	0	0	0	0	0						1
2-Pt Made	0	0	1	0	0	0	0	0	0	0	0	0						1
Time of Possession	27:34	37:32	26:04	24:23	22:38	25:53	35:20	29:18	28:00	27:38	33:59	31:36						349:55

## 2024 REGULAR SEASON GIANTS GAME-BY-GAME DEFENSE

	09/08	09/15	09/22	09/26	10/06	10/13	10/20	10/28	11/03	11/10	11/24	11/28	12/08	12/15	12/22	12/28	01/05	Totals
	MIN	@ WAS	@ CLE	DAL	@ SEA	CIN	PHI	@ PIT	WAS	@ CAR	TB	@ DAL	NO	BAL	@ ATL	IND	@ PHI	
<b>FIRST DOWNS</b>																		
Total	17	22	16	14	17	13	20	20	21	15	24	21						220
Rushing	7	9	7	5	3	3	13	6	11	8	10	7						89
Passing	8	11	7	9	14	10	6	12	8	6	12	10						113
Penalty	2	2	2	0	0	0	1	2	2	1	2	4						18
<b>THIRD DOWNS</b>																		
Attempts	10	14	14	10	11	11	13	13	12	15	11	15						149
Converted	3	7	4	3	3	4	1	6	5	6	6	7						55
Percentage	30.0%	50.0%	28.6%	30.0%	27.3%	36.4%	7.7%	46.2%	41.7%	40.0%	54.5%	46.7%						36.9%

# 2024 GAME-BY-GAME DEFENSE



<b>FOURTH DOWNS</b>													
Attempts	1	1	3	1	2	0	3	0	2	0	2	1	16
Converted	1	1	1	1	0	0	3	0	2	0	1	0	10
Percentage	100.0%	100.0%	33.3%	100.0%	0.0%	0	100.0%	0	100.0%	0	50.0%	0.0%	62.5%
<b>TOT. OFFENSE</b>													
Net Yards	312	425	217	293	333	304	339	426	358	306	451	317	4,081
Plays	51	69	63	51	58	52	65	63	60	58	62	68	720
Avg./Play	6.1	6.2	3.4	5.7	5.7	5.8	5.2	6.8	6.0	5.3	7.3	4.7	5.7
<b>RUSHING</b>													
Net Yards	111	215	69	80	102	121	269	167	149	188	157	122	1,750
Rush. Att.	26	35	18	23	11	20	45	31	38	32	32	32	343
Avg./Att.	4.3	6.1	3.8	3.5	9.3	6.1	6.0	5.4	3.9	5.9	4.9	3.8	5.1
<b>PASSING</b>													
Net Yards	201	210	148	213	231	183	70	259	209	118	294	195	2,331
Attempts	24	29	37	27	40	28	15	28	22	25	30	36	341
Completions	19	23	21	22	28	19	10	20	15	15	24	21	237
Intercepted	1	0	0	0	0	0	0	0	0	0	0	0	1
Gross Yards	208	226	196	221	284	208	114	278	209	126	294	195	2,559
Sacked	1.0	5.0	8.0	1.0	7.0	4.0	5.0	4.0	0.0	1.0	0.0	0.0	36.0
Yards Lost	7	16	48	8	53	25	44	19	0	8	0	0	228
<b>ADVANCES</b>													
Rushes	26	35	18	23	11	20	45	31	38	32	32	32	343
Completions	19	23	21	22	28	19	10	20	15	15	24	21	237
Totals	45	58	39	45	39	39	55	51	53	47	56	53	580
Total Drives	10	8	14	9	11	11	13	11	8	13	9	11	128
<b>PENALTIES</b>													
Number	7	10	5	11	6	6	6	5	5	10	4	6	81
Yards	63	69	48	89	30	67	35	50	52	87	29	48	667
<b>FUMBLES</b>													
Number	1	0	2	1	1	2	0	1	0	2	4	2	16
Lost	1	0	2	0	1	1	0	1	0	1	1	0	8
<b>PUNTING</b>													
Yards	168	0	306	165	193	278	419	131	109	337	80	236	2,422
Punts	4	0	6	3	4	6	8	3	2	7	2	5	50
Net Avg.	42.0	0.0	47.8	41.0	41.8	42.8	45.5	43.0	48.5	45.7	36.0	33.4	43.0
Gross Avg.	42.0	0.0	51.0	55.0	48.3	46.3	52.4	43.7	54.5	48.1	40.0	47.2	48.4
<b>SCORING</b>													
Points	28	21	15	20	20	17	28	26	27	20	30	27	279
Q1	7	3	7	7	7	7	0	6	7	7	7	3	68
Q2	7	6	0	7	3	0	14	3	14	3	16	10	83
Q3	14	6	0	3	3	3	7	7	3	7	7	14	74
Q4	0	6	8	3	7	7	7	10	3	0	0	0	51
OT	0	0	0	0	0	0	0	0	0	3	0	0	3
TD Rushing	1	0	0	0	0	2	3	0	1	1	4	1	13
TD Passing	2	0	2	2	1	0	1	1	2	1	0	1	13
TD KO Returns	0	0	0	0	0	0	0	0	0	0	0	0	0
TD Punt Returns	0	0	0	0	0	0	0	1	0	0	0	0	1
TD Sp. Teams	0	0	0	0	0	0	0	0	0	0	0	0	0
TD Def. Returns	1	0	0	0	1	0	0	0	0	0	0	1	3
FG Attempts	0	7	1	3	3	1	0	4	2	2	1	2	26
FG Made	0	7	0	2	2	1	0	4	2	2	1	2	23
Safety	0	0	0	0	0	0	0	0	0	0	0	0	0
2-Pt Attempts	0	0	1	0	0	0	0	0	0	0	0	0	1
2-Pt Made	0	0	1	0	0	0	0	0	0	0	0	0	1
Time of Possession	27:34	37:32	26:04	24:23	22:38	25:53	35:20	29:18	28:00	27:38	33:59	31:36	349:55



## 2024 REGULAR SEASON NYG INDIVIDUAL SINGLE-GAME HIGHS

<b>Touchdowns</b>	2	Nabers, M.	at CLE	09/22	2	McLaurin, T.	vs. WAS	11/03
						Hurts, J.	vs. PHI	10/20
						Cooper, A.	at CLE	09/22
<b>Passes Attempted</b>	42	Jones, D.	vs. MIN	09/08	40	Smith, G.	at SEA	10/06
<b>Passes Completed</b>	29	Jones, D.	vs. DAL	09/26	28	Smith, G.	at SEA	10/06
<b>Completion Percentage</b>	76.9	Jones, D.	vs. WAS	11/03	81.4	Prescott, D.	vs. DAL	09/26
<b>Passing Yards</b>	281	Jones, D.	vs. DAL	09/26	294	Mayfield, B.	vs. TB	11/24
<b>Yards Per Attempt</b>	7.6	Jones, D.	at SEA	10/06	9.9	Wilson, R.	at PIT	10/28
<b>Touchdown Passes</b>	2	Jones, D.	vs. WAS	11/03	2	Daniels, J.	vs. WAS	11/03
		Jones, D.	at SEA	10/06		Prescott, D.	vs. DAL	09/26
		Jones, D.	at CLE	09/22		Watson, D.	at CLE	09/22
		Jones, D.	at WAS	09/15		Darnold, S.	vs. MIN	09/08
<b>Pass Receptions</b>	12	Nabers, M.	vs. DAL	09/26	7	Higgins, T.	vs. CIN	10/13
						Walker III, K.	at SEA	10/06
						Ferguson, J.	vs. DAL	09/26
						Lamb, C.	vs. DAL	09/26
						Cooper, A.	at CLE	09/22
<b>Receiving Yards</b>	127	Nabers, M.	at WAS	09/15	98	Lamb, C.	vs. DAL	09/26
<b>Touchdown Receptions</b>	2	Nabers, M.	at CLE	09/22	2	McLaurin, T.	vs. WAS	11/03
						Cooper, A.	at CLE	09/22
<b>Rushing Yards</b>	145	Tracy Jr., T.	at PIT	10/28	176	Barkley, S.	vs. PHI	10/20
<b>Rushing Attempts</b>	20	Tracy Jr., T.	at PIT	10/28	28	Hubbard, C.	at CAR	11/10
<b>Rushing Average</b>	7.7	Jones, D.	vs. WAS	11/03	10.4	Barkley, S.	vs. PHI	10/20
<b>Rushing Touchdowns</b>	1	Lock, D.	at DAL	11/28	2	Hurts, J.	vs. PHI	10/20
		Tracy Jr., T.	at DAL	11/28				
		Singletary, D.	vs. TB	11/24				
		Jones, D.	at CAR	11/10				
		Tracy Jr., T.	at CAR	11/10				
		Jones, D.	vs. WAS	11/03				
		Tracy Jr., T.	at PIT	10/28				
		Tracy Jr., T.	vs. CIN	10/13				
		Singletary, D.	at CLE	09/22				
		Singletary, D.	at WAS	09/15				
<b>Yards From Scrimmage</b>	150	Tracy Jr., T.	at PIT	10/28	187	Barkley, S.	vs. PHI	10/20
<b>Combined Net Yards</b>	150	Tracy Jr., T.	at PIT	10/28	187	Barkley, S.	vs. PHI	10/20
<b>Interceptions Made</b>	1	Muasau, D.	vs. MIN	09/08	1	Overshown, D.	at DAL	11/28
						Jewell, J.	at CAR	11/10
						Woods, X.	at CAR	11/10
						Bishop Jr., B.	at PIT	10/28
						Pratt, G.	vs. CIN	10/13
						Oruwariye, A.	vs. DAL	09/26
						Smith, H.	vs. MIN	09/08
						Van Ginkel, A.	vs. MIN	09/08
<b>Interceptions Thrown</b>	2	Jones, D.	at CAR	11/10	1	Darnold, S.	vs. MIN	09/08
		Jones, D.	vs. MIN	09/08				
<b>INT Return Yards</b>	1	Muasau, D.	vs. MIN	09/08	24	Pratt, G.	vs. CIN	10/13
<b>Tackles</b>	14	Okereke, B.	at PIT	10/28	14	Baker, J.	at SEA	10/06
						Kendricks, E.	vs. DAL	09/26
<b>Sacks</b>	3.0	Lawrence II, D.	at SEA	10/06	2.0	Fowler, D.	vs. WAS	11/03
						Highsmith, A.	at PIT	10/28
						Watt, T.	at PIT	10/28
						Carter, J.	vs. PHI	10/20
						Dean, N.	vs. PHI	10/20
						Hendrickson, T.	vs. CIN	10/13
						Jones II, P.	vs. MIN	09/08
<b>Punts</b>	11	Haack, M.	vs. PHI	10/20	8	Mann, B.	vs. PHI	10/20
<b>Punts Inside the 20</b>	4	Gillan, J.	at CAR	11/10	5	Bojorquez, C.	at CLE	09/22
		Haack, M.	vs. PHI	10/20				
		Gillan, J.	vs. MIN	09/08				
<b>Punting Average</b>	51.6	Gillan, J.	at CLE	09/22	55.0	Anger, B.	vs. DAL	09/26
<b>Punt Returns</b>	5	Smith-Marsette, I.	vs. PHI	10/20	5	Proche II, J.	at CLE	09/22
<b>Punt Return Yards</b>	35	Smith-Marsette, I.	vs. PHI	10/20	73	Austin III, C.	at PIT	10/28
<b>Kickoff Returns</b>	5	Gray, E.	at WAS	09/15	2	Blackshear, R.	at CAR	11/10

<b>Kickoff Return Yards</b>	128	Gray, E.	at WAS	09/15	61	Shenault Jr., L.	at SEA	10/06
<b>Field Goals Attempted</b>	5	Joseph, G.	vs. DAL	09/26	7	Seibert, A.	at WAS	09/15
<b>Field Goals Made</b>	5	Joseph, G.	vs. DAL	09/26	7	Seibert, A.	at WAS	09/15

## 2024 REGULAR SEASON NYG LONGEST PLAYS

<b>Run From Scrimmage</b>	45	Tracy Jr., T.	at PIT	10/28	56	Irving, B.	vs. TB	11/24
<b>Touchdown Run</b>	45	Tracy Jr., T.	at PIT	10/28	47	Burrow, J.	vs. CIN	10/13
<b>Passing Long</b>	43	Jones, D.	at PIT	10/28	55	Prescott, D.	vs. DAL	09/26
<b>Touchdown Pass Long</b>	35	Jones, D.	vs. WAS	11/03	55	Prescott, D.	vs. DAL	09/26
<b>Pass Reception</b>	43	Slayton, D.	at PIT	10/28	55	Lamb, C.	vs. DAL	09/26
<b>Touchdown Reception</b>	35	Johnson, T.	vs. WAS	11/03	55	Lamb, C.	vs. DAL	09/26
<b>Interception Return</b>	1	Muasau, D.	vs. MIN	09/08	24	Pratt, G.	vs. CIN	10/13
<b>Longest INT Return for TD</b>					23	Overshown, D.	at DAL	11/28
<b>Longest Opponent's Fumble Return</b>	2	Nubin, T.	at SEA	10/06	102	Jenkins, R.	at SEA	10/06
<b>Punt Return</b>	22	Smith-Marsette, I.	at DAL	11/28	73	Austin III, C.	at PIT	10/28
<b>Kickoff Return</b>	47	Smith-Marsette, I.	at PIT	10/28	35	Ekeler, A.	vs. WAS	11/03
						Ekeler, A.	at WAS	09/15
<b>Punt</b>	67	Gillan, J.	at CLE	09/22	67	Mann, B.	vs. PHI	10/20
<b>Field Goal</b>	52	Joseph, G.	vs. DAL	09/26	60	Aubrey, B.	vs. DAL	09/26
<b>Field Goal Attempt</b>	52	Joseph, G.	vs. DAL	09/26	60	Aubrey, B.	vs. DAL	09/26

WEEK 1: GIANTS 6, VIKINGS 28													SEPTEMBER 8, 2024												
NY GIANTS													VIKINGS												
#	RECD	LOST	POSS	OBTAINED	BEGAN	PLAYS	YDS	PEN	NET	1ST	ENDED	GIVEN UP	#	RECD	LOST	POSS	OBTAINED	BEGAN	PLAYS	YDS	PEN	NET	1ST	ENDED	GIVEN UP
1	15:00	12:59	2:01	Kickoff	NYG 30	3	-4	-5	-9	0	NYG 21	Punt	1	12:59	11:23	1:36	Punt	MIN 15	3	2	0	2	0	MIN 9	Fumble
2	11:23	07:16	4:07	Fumble	MIN 20	7	15	0	15	1	MIN 5	Field Goal	2	07:16	03:50	3:26	Kickoff	MIN 35	5	39	26	65	3	NYG 3	Touchdown
3	03:50	13:39	5:11	Kickoff	NYG 28	10	52	-20	32	2	MIN 40	Punt	3	13:39	06:55	6:44	Punt	MIN 1	11	104	-5	99	5	NYG 3	Touchdown
4	06:55	03:33	3:22	Kickoff	NYG 30	6	21	0	21	1	MIN 49	Punt	4	03:33	00:51	2:42	Punt	MIN 15	6	27	-7	20	1	MIN 35	Punt
5	00:51	00:00	0:51	Punt	NYG 28	5	3	6	9	1	NYG 37	Punt	5	15:00	12:08	2:52	Kickoff	MIN 30	6	65	5	70	4	NYG 21	Touchdown
6	12:08	06:08	6:00	Kickoff	NYG 30	11	48	-9	39	2	MIN 31	Field Goal	6	06:08	04:26	1:42	Kickoff	MIN 30	3	6	0	6	0	MIN 36	Punt
7	04:26	04:22	0:04	Punt	NYG 17	1	0	0	0	0	NYG 17	Interception	7	03:21	02:15	1:06	Punt	MIN 18	3	17	0	17	1	MIN 35	Interception
8	04:22	03:21	1:01	Kickoff	NYG 30	3	7	-5	2	0	NYG 32	Punt	8	13:40	09:59	3:41	Interception	MIN 20	6	22	0	22	1	MIN 42	Punt
9	02:15	13:40	3:35	Interception	NYG 49	9	40	0	40	3	MIN 11	Interception	9	04:52	01:36	3:16	Downs	MIN 8	7	31	0	31	2	MIN 39	Punt
10	09:59	04:52	5:07	Punt	NYG 32	12	60	0	60	4	MIN 8	Downs	10	00:29	00:00	0:29	Punt	MIN 40	1	-1	0	-1	0	MIN 40	End Game
11	01:36	00:29	1:07	Punt	NYG 14	3	-2	0	-2	0	NYG 12	Punt													

WEEK 2: GIANTS 18, COMMANDERS 21													SEPTEMBER 15, 2024												
NY GIANTS													W COMMANDERS												
#	RECD	LOST	POSS	OBTAINED	BEGAN	PLAYS	YDS	PEN	NET	1ST	ENDED	GIVEN UP	#	RECD	LOST	POSS	OBTAINED	BEGAN	PLAYS	YDS	PEN	NET	1ST	ENDED	GIVEN UP
1	05:24	01:06	4:18	Kickoff	NYG 47	7	53	0	53	3	WAS 7	Touchdown	1	15:00	05:24	9:36	Kickoff	WAS 27	16	64	0	64	5	NYG 9	Field Goal
2	10:37	08:16	2:21	Kickoff	NYG 24	5	31	0	31	1	WAS 45	Punt	2	01:06	10:37	5:29	Kickoff	WAS 30	10	43	0	43	2	NYG 27	Field Goal
3	01:50	00:08	1:42	Kickoff	NYG 31	10	69	0	69	5	WAS 4	Touchdown	3	08:16	01:50	6:26	Punt	WAS 18	14	79	-5	74	4	NYG 8	Field Goal
4	15:00	12:49	2:11	Kickoff	NYG 26	4	39	0	39	2	WAS 47	Fumble	4	00:08	00:00	0:08	Kickoff	WAS 30	1	-1	0	-1	0	WAS 30	End Half
5	07:58	07:25	0:33	Kickoff	NYG 34	3	0	0	0	0	NYG 34	Punt	5	12:49	07:58	4:51	Fumble	WAS 35	9	61	-5	56	3	NYG 9	Field Goal
6	02:47	11:32	6:15	Kickoff	NYG 30	13	66	4	70	5	WAS 7	Touchdown	6	07:25	02:47	4:38	Punt	WAS 30	9	64	-5	59	2	NYG 11	Field Goal
7	07:12	02:04	5:08	Kickoff	NYG 32	9	46	0	46	2	WAS 22	Downs	7	11:32	07:12	4:20	Kickoff	WAS 40	9	50	-5	45	3	NYG 15	Field Goal
													8	02:04	00:00	2:04	Downs	WAS 23	8	65	0	65	3	NYG 12	Field Goal

WEEK 3: GIANTS 21, BROWNS 15													SEPTEMBER 22, 2024												
NY GIANTS													BROWNS												
#	RECD	LOST	POSS	OBTAINED	BEGAN	PLAYS	YDS	PEN	NET	1ST	ENDED	GIVEN UP	#	RECD	LOST	POSS	OBTAINED	BEGAN	PLAYS	YDS	PEN	NET	1ST	ENDED	GIVEN UP
1	15:00	14:55	0:05	Kickoff		0	0	0	0	0		Fumble	1	14:55	14:49	0:06	Fumble	NYG 24	1	24	0	24	1	NYG 24	Touchdown
2	14:49	12:39	2:10	Kickoff	NYG 27	3	3	0	3	0	NYG 30	Punt	2	12:39	09:51	2:48	Punt	CLE 21	5	6	5	11	1	CLE 32	Punt
3	09:51	02:07	7:44	Punt	NYG 19	13	86	-5	81	6	CLE 1	Touchdown	3	02:07	00:00	2:07	Kickoff	CLE 30	3	-15	0	-15	0	CLE 15	Punt
4	15:00	13:04	1:56	Punt	NYG 37	3	6	0	6	0	NYG 43	Punt	4	13:04	08:35	4:29	Punt	CLE 18	7	32	-5	27	2	CLE 45	Punt
5	08:35	01:44	6:51	Punt	NYG 7	14	93	0	93	6	CLE 3	Touchdown	5	01:44	00:32	1:12	Kickoff	CLE 30	5	-5	5	0	1	CLE 40	Fumble
6	00:32	00:11	0:21	Fumble	CLE 30	4	30	0	30	3	CLE 5	Touchdown	6	00:11	00:00	0:11	Kickoff	CLE 30	1	-1	0	-1	0	CLE 30	End Half
7	14:01	12:54	1:07	Punt	NYG 18	3	23	0	23	1	NYG 39	Fumble	7	15:00	14:01	0:59	Kickoff	CLE 30	3	-2	0	-2	0	CLE 28	Punt
8	10:45	09:40	1:05	Missed FG	NYG 43	4	13	-10	3	1	NYG 46	Punt	8	12:54	10:45	2:09	Fumble	NYG 45	7	10	0	10	1	NYG 35	Missed FG
9	05:57	01:42	4:15	Punt	NYG 5	6	20	0	20	2	NYG 25	Punt	9	09:40	05:57	3:43	Punt	CLE 19	9	29	0	29	2	CLE 48	Punt
10	14:42	13:40	1:02	Punt	NYG 9	3	1	0	1	0	NYG 10	Punt	10	01:42	14:42	2:00	Punt	CLE 21	5	39	-10	29	2		Punt
11	11:33	09:53	1:40	Kickoff	NYG 30	4	13	-10	3	0	NYG 33	Punt	11	13:40	11:33	2:07	Punt	NYG 49	5	49	0	49	4	NYG 6	Touchdown
12	07:40	05:19	2:21	Fumble	NYG 46	5	14	0	14	1	CLE 40	Punt	12	09:53	07:40	2:13	Punt	CLE 20	5	34	0	34	2	NYG 44	Fumble
13	03:56	03:00	0:56	Downs	CLE 29	4	-1	0	-1	0	CLE 30	Missed FG	13	05:19	03:56	1:23	Punt	CLE 20	4	9	0	9	0	CLE 29	Downs
14	02:23	00:00	2:23	Downs	CLE 44	4	39	0	39	1	CLE 4	End Game	14	03:00	02:23	0:37	Missed FG	CLE 38	4	6	0	6	0	CLE 44	Downs

WEEK 4: GIANTS 15, COWBOYS 20													SEPTEMBER 26, 2024												
NY GIANTS													★ COWBOYS												
#	RECD	LOST	POSS	OBTAINED	BEGAN	PLAYS	YDS	PEN	NET	1ST	ENDED	GIVEN UP	#	RECD	LOST	POSS	OBTAINED	BEGAN	PLAYS	YDS	PEN	NET	1ST	ENDED	GIVEN UP
1	13:46	09:03	4:43	Punt	NYG 15	8	66	-15	51	1	DAL 34	Field Goal	1	15:00	13:46	1:14	Kickoff	DAL 30	3	5	0	5	0	DAL 35	Punt
2	02:06	11:11	5:55	Kickoff	NYG 23	11	55	0	55	3	DAL 22	Field Goal	2	09:03	02:06	6:57	Kickoff	DAL 25	12	95	-20	75	5	NYG 15	Touchdown
3	09:16	01:06	8:10	Kickoff	NYG 28	15	47	5	52	4	DAL 20	Field Goal	3	11:11	09:16	1:55	Kickoff	DAL 30	5	70	0	70	2	DAL 45	Touchdown
4	00:06	00:00	0:06	Punt	NYG 30	1	-1	0	-1	0	NYG 30	End Half	4	01:06	00:06	1:00	Kickoff	DAL 30	5	15	-5	10	1	DAL 40	Punt
5	15:00	08:42	6:18	Kickoff	NYG 20	11	77	0	77	5	DAL 3	Field Goal	5	08:42	05:06	3:36	Kickoff	DAL 30	8	38	-10	28	2	NYG 42	Field Goal
6	05:06	02:57	2:09	Kickoff	NYG 32	3	6	0	6	0	NYG 38	Punt	6	02:57	00:31	2:26	Punt	DAL 18	3	10	-9	1	0	DAL 19	Punt
7	00:31	11:11	4:20	Punt	NYG 48	10	38	-10	28	2	DAL 24	Field Goal	7	11:11	06:54	4:17	Kickoff	DAL 30	10	48	0	48	3	NYG 22	Field Goal
8	06:54	03:21	3:33	Kickoff	NYG 30	8	15	0	15	1	NYG 45	Downs	8	03:21	00:28	2:53	Downs	NYG 45	7	13	0	13	1	NYG 32	Missed FG
9	00:28	00:05	0:23	Missed FG	NYG 41	3	0	0	0	0	NYG 41	Interception	9	00:05	00:00	0:05	Interception	DAL 4	1	-1	0	-1	0	DAL 4	End Game

WEEK 5: GIANTS 29, SEAHAWKS 20													OCTOBER 6, 2024												
NY GIANTS													SEAHAWKS												
#	RECD	LOST	POSS	OBTAINED	BEGAN	PLAYS	YDS	PEN	NET	1ST	ENDED	GIVEN UP	#	RECD	LOST	POSS	OBTAINED	BEGAN	PLAYS	YDS	PEN	NET	1ST	ENDED	GIVEN UP
1	12:15	02:14	10:01	Punt	NYG 20	16	79	0	79	6	SEA 1	Fumble	1	15:00	12:15	2:45	Kickoff	SEA 30	5	25	-5	20	1		Punt
2	02:14	00:00	2:14	Kickoff	NYG 24	3	8	0	8	0	NYG 32	Punt	2	15:00	13:35	1:25	Punt	SEA 22	3	2	0	2	0	SEA 24	Punt
3	13:35	09:09	4:26	Punt	NYG 19	8	81	0	81	5	SEA 7	Touchdown	3	09:09	05:34	3:35	Kickoff	SEA 28	7	18	0	18	2	SEA 46	Punt
4	05:34	00:22	5:12	Punt	NYG 22	12	53	5	58	4	SEA 20	Field Goal	4	00:22	00:02	0:20	Kickoff	SEA 30	3	45	0	45	2	NYG 25	Field Goal
5	00:02	00:00	0:02	Kickoff	NYG 30	1	-1	0	-1	0	NYG 30	End Half	5	13:23	12:11	1:12	Punt	SEA 29	3	50	0	50	1	NYG 31	Fumble
6	15:00	13:23	1:37	Kickoff	NYG 30	3	5	0	5	0	NYG 35	Punt	6	10:41	06:33	4:08	Kickoff	SEA 30	8	46	-5	41	2	NYG 29	Field Goal
7	12:11	10:41	1:30	Fumble	NYG 23	4	87	-10	77	4	SEA 30	Touchdown	7	00:46	14:09	1:37	Kickoff	SEA 26	4	6	-5	1	0	SEA 35	Downs
8	06:33	00:46	5:47	Kickoff	NYG 27	11	60	0	60	3	SEA 13	Field Goal	8	11:54	09:33	2:21	Kickoff	SEA 28	5	5	0	5	1	SEA 33	Punt
9	14:09	11:54	2:15	Downs	SEA 27	6	21	0	21	1	SEA 6	Field Goal	9	05:53	02:09	3:44	Punt	SEA 5	14	100	-5	95	7	NYG 5	Touchdown
10	09:33	05:53	3:40	Punt	NYG 19	6	17	0	17	1	NYG 36	Punt	10	01:40	00:55	0:45	Punt	SEA 34	5	38	0	38	1	NYG 28	Blocked FG
11	02:09	01:40	0:29	Kickoff	NYG 22	3	6	0	6	0	NYG 28	Punt	11	00:55	00:09	0:46	Kickoff	SEA 30	4	-2	0	-2	0	SEA 37	Downs
12	00:09	00:00	0:09	Downs	SEA 28	1	-1	0	-1	0	SEA 28	End Game													

WEEK 6: GIANTS 7, BENGALS 17													OCTOBER 13, 2024												
NY GIANTS													BENGALS												
#	RECD	LOST	POSS	OBTAINED	BEGAN	PLAYS	YDS	PEN	NET	1ST	ENDED	GIVEN UP	#	RECD	LOST	POSS	OBTAINED	BEGAN	PLAYS	YDS	PEN	NET	1ST	ENDED	GIVEN UP
1	11:32	09:53	1:39	Kickoff	NYG 30	4	17	0	17	1	NYG 47	Punt	1	15:00	11:32	3:28	Kickoff	CIN 31	8	69	0	69	3	NYG 47	Touchdown
2	08:16	03:45	4:31	Punt	NYG 33	8	48	5	53	4	CIN 14	Interception	2	09:53	08:16	1:37	Punt	CIN 3	3	9	0	9	0	CIN 12	Punt
3	14:53	12:35	2:18	Punt	NYG 14	4	15	0	15	1	NYG 29	Punt	3	03:45	14:53	3:52	Interception	CIN 27	7	27	0	27	2	NYG 46	Punt
4	11:01	06:19	4:42	Punt	NYG 17	7	33	-5	28	2	NYG 45	Punt	4	12:35	11:01	1:34	Punt	CIN 30	3	13	-14	-1	0	CIN 29	Punt
5	03:14	01:50	1:24	Punt	NYG 9	3	7	-4	3	0	NYG 12	Punt	5	06:19	03:14	3:05	Punt	CIN 12	5	33	0	33	1	CIN 45	Punt
6	00:21	00:00	0:21	Punt	NYG 20	1	-1	0	-1	0	NYG 20	End Half	6	01:50	00:21	1:29	Punt	CIN 45	3	-2	0	-2	0	CIN 43	Punt
7	15:00	13:53	1:07	Kickoff	NYG 30	4	8	0	8	0	NYG 38	Downs	7	13:53	12:33	1:20	Downs	NYG 38	3	13	0	13	1	NYG 26	Fumble
8	12:33	05:48	6:45	Fumble	NYG 21	16	61	18	79	7	CIN 1	Touchdown	8	05:48	00:41	5:07	Kickoff	CIN 30	9	61	-10	51	3	NYG 19	Field Goal
9	00:41	10:27	5:14	Kickoff	NYG 30	11	42	0	42	3	CIN 28	Missed FG	9	10:27	08:06	2:21	Missed FG	CIN 37	5	19	0	19	1	NYG 44	Punt
10	08:06	03:01	5:05	Punt	NYG 11	10	53	0	53	3	CIN 36	Downs	10	03:01	01:52	1:09	Downs	CIN 36	5	64	0	64	2	NYG 30	Touchdown
11	01:52	00:51	1:01	Kickoff	NYG 30	8	26	17	43	3	CIN 27	Missed FG	11	00:51	00:00	0:51	Missed FG	CIN 35	2	-2	0	-2	0	CIN 34	End Game

WEEK 7: GIANTS 3, EAGLES 28													OCTOBER 20, 2024												
NY GIANTS													EAGLES												
#	RECD	LOST	POSS	OBTAINED	BEGAN	PLAYS	YDS	PEN	NET	1ST	ENDED	GIVEN UP	#	RECD	LOST	POSS	OBTAINED	BEGAN	PLAYS	YDS	PEN	NET	1ST	ENDED	GIVEN UP
1	15:00	13:32	1:28	Kickoff	NYG 35	4	20	0	20	1	PHI 45	Punt	1	13:32	10:39	2:53	Punt	PHI 16	4	17	0	17	1	PHI 33	Punt
2	10:39	08:28	2:11	Punt	NYG 20	4	6	0	6	1	NYG 26	Punt	2	08:28	07:09	1:19	Punt	PHI 34	3	-4	-5	-9	0	PHI 25	Punt
3	07:09	05:10	1:59	Punt	NYG 38	3	-4	-5	-9	0	NYG 29	Punt	3	05:10	00:10	5:00	Punt	PHI 13	8	22	0	22	3	PHI 35	Punt
4	00:10	11:32	3:38	Punt	NYG 19	6	16	5	21	2	NYG 40	Punt	4	11:32	08:58	2:34	Punt	PHI 26	5	74	0	74	3	NYG 3	Touchdown
5	08:58	06:50	2:08	Kickoff	NYG 30	3	-3	-5	-8	0	NYG 22	Punt	5	06:50	04:27	2:23	Punt	PHI 42	6	58	0	58	2	NYG 41	Touchdown
6	04:27	03:05	1:22	Kickoff	NYG 30	3	-3	0	-3	0	NYG 27	Punt	6	03:05	01:41	1:24	Punt	PHI 27	3	-9	0	-9	0	PHI 18	Punt
7	01:41	00:05	1:36	Punt	NYG 41	10	44	-5	39	3	PHI 20	Field Goal	7	00:05	00:00	0:05	Kickoff	PHI 30	1	-1	0	-1	0	PHI 30	End Half
8	13:19	11:50	1:29	Punt	NYG 20	3	7	0	7	0	NYG 27	Punt	8	15:00	13:19	1:41	Kickoff	PHI 30	3	4	0	4	0	PHI 34	Punt
9	07:03	02:33	4:30	Kickoff	NYG 30	8	21	0	21	2	PHI 49	Punt	9	11:50	07:03	4:47	Punt	PHI 23	10	77	0	77	5	NYG 1	Touchdown
10	11:26	10:32	0:54	Kickoff	NYG 30	3	-1	0	-1	0	NYG 29	Punt	10	02:33	11:26	6:07	Punt	PHI 8	10	92	0	92	5	NYG 1	Touchdown
11	08:52	06:37	2:15	Punt	NYG 17	5	14	0	14	1	NYG 31	Punt	11	10:32	08:52	1:40	Punt	PHI 34	3	2	0	2	0	PHI 36	Punt
12	04:14	03:23	0:51	Punt	NYG 37	3	0	0	0	0	NYG 37	Punt	12	06:37	04:14	2:23	Punt	PHI 13	3	7	0	7	0	PHI 20	Punt
13	00:19	00:00	0:19	Punt	NYG 33	1	2	0	2	0	NYG 33	End Game	13	03:23	00:19	3:04	Punt	PHI 8	6	0	15	15	1	PHI 23	Punt

WEEK 8: GIANTS 18, STEELERS 26													OCTOBER 28, 2024												
NY GIANTS													STEELERS												
#	RECD	LOST	POSS	OBTAINED	BEGAN	PLAYS	YDS	PEN	NET	1ST	ENDED	GIVEN UP	#	RECD	LOST	POSS	OBTAINED	BEGAN	PLAYS	YDS	PEN	NET	1ST	ENDED	GIVEN UP
1	10:19	05:19	5:00	Kickoff	NYG 30	8	64	-5	59	2	PIT 11	Field Goal	1	15:00	10:19	4:41	Kickoff	PIT 30	10	72	-15	57	4	NYG 13	Field Goal
2	03:05	12:39	5:26	Kickoff	NYG 34	12	55	-10	45	3	PIT 21	Field Goal	2	05:19	03:05	2:14	Kickoff	PIT 30	7	63	0	63	2	NYG 7	Field Goal
3	08:12	06:45	1:27	Kickoff	NYG 30	3	7	0	7	0	NYG 37	Punt	3	12:39	08:12	4:27	Kickoff	PIT 30	12	61	0	61	4	NYG 9	Field Goal
4	01:53	00:21	1:32	Punt	NYG 17	8	57	0	57	2	PIT 26	Field Goal	4	06:45	01:53	4:52	Punt	PIT 18	8	25	0	25	2	PIT 43	Punt
5	15:00	10:02	4:58	Kickoff	NYG 30	8	27	0	27	2	PIT 43	Punt	5	00:21	00:00	0:21	Kickoff	PIT 30	3	17	0	17	1	PIT 43	End Half
6	07:35	04:38	2:57	Punt	NYG 26	3	3	-10	-7	0	NYG 19	Punt	6	10:02	07:35	2:27	Punt	PIT 16	3	10	-5	5	0	PIT 21	Punt
7	04:38	02:28	2:10	Kickoff	NYG 30	3	9	-5	4	0	NYG 34	Punt	7	02:28	13:16	4:12	Punt	PIT 20	9	95	-15	80	3	NYG 29	Touchdown
8	13:16	11:07	2:09	Kickoff	NYG 45	5	65	-10	55	2	PIT 45	Touchdown	8	11:07	07:15	3:52	Kickoff	PIT 30	7	61	0	61	2	NYG 9	Field Goal
9	07:15	05:06	2:09	Kickoff	NYG 30	8	40	0	40	2	PIT 30	Field Goal	9	05:06	04:34	0:32	Kickoff	PIT 30	2	4	0	4	0	PIT 34	Fumble
10	04:34	02:59	1:35	Fumble	PIT 37	5	9	0	9	1	PIT 19	Fumble	10	02:59	01:53	1:06	Fumble	PIT 28	5	19	10	29	2	NYG 43	Punt
11	01:53	00:34	1:19	Punt	NYG 7	8	58	0	58	3	PIT 35	Interception	11	00:34	00:00	0:34	Interception	PIT 34	1	-1	0	-1	0	PIT 34	End Game

WEEK 9: GIANTS 22, COMMANDERS 27													NOVEMBER 3, 2024												
NY GIANTS													W COMMANDERS												
#	RECD	LOST	POSS	OBTAINED	BEGAN	PLAYS	YDS	PEN	NET	1ST	ENDED	GIVEN UP	#	RECD	LOST	POSS	OBTAINED	BEGAN	PLAYS	YDS	PEN	NET	1ST	ENDED	GIVEN UP
1	15:00	12:54	2:06	Kickoff	NYG 30	3	8	0	8	0	NYG 38	Punt	1	12:54	11:35	1:19	Punt	WAS 30	3	5	0	5	0	WAS 35	Punt
2	11:35	08:15	3:20	Punt	NYG 8	6	55	0	55	4	WAS 29	Fumble	2	08:15	07:04	1:11	Fumble	NYG 31	3	9	22	31	2	NYG 1	Touchdown
3	07:04	12:21	9:43	Kickoff	NYG 27	16	69	4	73	7	WAS 2	Touchdown	3	12:21	06:21	6:00	Kickoff	WAS 30	11	70	0	70	5	NYG 1	Touchdown
4	06:21	05:19	1:02	Kickoff	NYG 33	3	2	0	2	0	NYG 35	Punt	4	05:19	00:06	5:13	Punt	WAS 13	12	97	-10	87	5	NYG 18	Touchdown
5	00:06	00:00	0:06	Kickoff		0	0	0	0	0		End Half	5	15:00	14:04	0:56	Kickoff	WAS 30	3	2	0	2	0	WAS 32	Punt
6	14:04	05:27	8:37	Punt	NYG 21	15	61	5	66	5	WAS 13	Field Goal	6	05:27	00:33	4:54	Kickoff	WAS 30	10	57	0	57	3	NYG 13	Field Goal
7	00:33	09:25	6:08	Kickoff	NYG 20	13	72	8	80	6	WAS 2	Touchdown	7	09:25	03:46	5:39	Kickoff	WAS 35	11	63	0	63	3	NYG 2	Field Goal
8	03:46	02:48	0:58	Kickoff	NYG 26	4	59	15	74	3	WAS 35	Touchdown	8	02:48	00:00	2:48	Kickoff	WAS 30	9	55	12	67	3	NYG 2	End Game

WEEK 10: GIANTS 17, PANTHERS 20													NOVEMBER 10, 2024												
NY GIANTS													PANTHERS												
#	RECD	LOST	POSS	OBTAINED	BEGAN	PLAYS	YDS	PEN	NET	1ST	ENDED	GIVEN UP	#	RECD	LOST	POSS	OBTAINED	BEGAN	PLAYS	YDS	PEN	NET	1ST	ENDED	GIVEN UP
1	12:55	11:48	1:07	Punt	NYG 17	3	2	38	40	1	CAR 43	Punt	1	15:00	12:55	2:05	Kickoff	CAR 28	3	6	0	6	0	CAR 34	Punt
2	07:48	05:39	2:09	Kickoff	NYG 30	5	14	5	19	1	NYG 49	Punt	2	11:48	07:48	4:00	Punt	CAR 10	8	90	0	90	4	NYG 5	Touchdown
3	14:55	11:44	3:11	Kickoff	NYG 40	7	35	0	35	2	CAR 25	Missed FG	3	05:39	14:55	5:44	Punt	CAR 9	10	61	-5	56	3	NYG 35	Field Goal
4	10:26	07:00	3:26	Punt	NYG 24	5	17	0	17	1	NYG 41	Punt	4	11:44	10:26	1:18	Missed FG	CAR 33	3	0	0	0	0	CAR 33	Punt
5	05:25	01:48	3:37	Punt	NYG 36	8	43	0	43	3	CAR 21	Interception	5	07:00	05:25	1:35	Punt	CAR 10	3	6	0	6	0	CAR 16	Punt
6	00:18	00:00	0:18	Punt	NYG 9	1	-1	0	-1	0	NYG 9	End Half	6	01:48	00:18	1:30	Interception	CAR 26	6	27	-5	22	2	CAR 48	Punt
7	15:00	08:54	6:06	Kickoff	NYG 35	10	65	0	65	4	CAR 32	Touchdown	7	08:54	03:33	5:21	Kickoff	CAR 20	10	85	-5	80	5	NYG 1	Touchdown
8	03:33	01:32	2:01	Kickoff	NYG 26	3	-2	0	-2	0	NYG 24	Punt	8	01:32	00:31	1:01	Punt	CAR 47	3	3	0	3	0		
9	00:31	08:33	6:58	Punt	NYG 4	13	96	0	96	7	CAR 2	Touchdown	9	08:33	08:01	0:32	Kickoff	CAR 30	1	2	-10	-8	0	CAR 20	Fumble
10	08:01	05:56	2:05	Fumble	CAR 22	4	14	0	14	1	CAR 8	Interception	10	05:56	04:29	1:27	Interception	CAR 9	3	8	0	8	0	CAR 17	Punt
11	04:29	03:27	1:02	Punt	NYG 39	3	6	-5	1	0	NYG 40	Punt	11	03:27	02:23	1:04	Punt	CAR 19	6	13	0	13	1	CAR 32	Punt
12	02:23	00:05	2:18	Punt	NYG 21	12	55	0	55	4	CAR 24	Field Goal	12	00:05	00:00	0:05	Kickoff		0	0	0	0	0		End Half
13	10:00	09:49	0:11	Kickoff	NYG 26	1	-2	0	-2	0	NYG 26	Fumble	13	09:49	07:53	1:56	Fumble	NYG 23	4	5	0	5	0	NYG 18	Field Goal

WEEK 12: GIANTS 7, BUCCANEERS 30													NOVEMBER 24, 2024												
NY GIANTS													BUCCANEERS												
#	RECD	LOST	POSS	OBTAINED	BEGAN	PLAYS	YDS	PEN	NET	1ST	ENDED	GIVEN UP	#	RECD	LOST	POSS	OBTAINED	BEGAN	PLAYS	YDS	PEN	NET	1ST	ENDED	GIVEN UP
1	06:37	03:41	2:56	Kickoff	NYG 30	4	11	0	11	1	NYG 41	Punt	1	15:00	06:37	8:23	Kickoff	TB 30	14	70	0	70	6	NYG 1	Touchdown
2	01:31	00:01	1:30	Punt	NYG 28	4	9	0	9	0	NYG 37	Downs	2	03:41	01:31	2:10	Punt	TB 16	4	17	0	17	1	TB 33	Punt
3	12:03	10:04	1:59	Kickoff	NYG 30	3	-1	0	-1	0	NYG 29	Punt	3	00:01	12:03	2:58	Downs	NYG 37	6	33	0	33	1	NYG 4	Field Goal
4	06:23	02:57	3:26	Kickoff	NYG 30	6	27	0	27	2	TB 43	Punt	4	10:04	06:23	3:41	Punt	TB 18	7	87	-5	82	4	NYG 6	Touchdown
5	00:12	00:00	0:12	Kickoff	NYG 30	1	-1	0	-1	0	NYG 30	End Half	5	02:57	00:12	2:45	Punt	TB 14	9	81	5	86	5	NYG 10	Touchdown
6	15:00	10:55	4:05	Kickoff	NYG 30	9	65	0	65	4	TB 5	Fumble	6	10:55	03:45	7:10	Fumble	TB 5	12	78	17	95	6	NYG 1	Touchdown
7	03:45	11:28	7:17	Kickoff	NYG 32	13	78	-10	68	5	TB 1	Touchdown	7	11:28	09:03	2:25	Kickoff	TB 2	4	63	0	63	1	NYG 30	Fumble
8	09:03	07:25	1:38	Fumble	NYG 35	6	14	0	14	1	NYG 49	Downs	8	07:25	05:12	2:13	Downs	NYG 49	3	6	0	6	0	NYG 43	Punt
9	05:12	03:25	1:47	Punt	NYG 10	3	1	0	1	0	NYG 11	Punt	9	03:25	01:11	2:14	Punt	NYG 39	4	9	0	9	0	NYG 30	Downs
10	01:11	00:00	1:11	Downs	NYG 30	7	42	14	56	4	TB 14	End Game													

WEEK 13: GIANTS 20, COWBOYS 27													NOVEMBER 28, 2024												
NY GIANTS													COWBOYS												
#	RECD	LOST	POSS	OBTAINED	BEGAN	PLAYS	YDS	PEN	NET	1ST	ENDED	GIVEN UP	#	RECD	LOST	POSS	OBTAINED	BEGAN	PLAYS	YDS	PEN	NET	1ST	ENDED	GIVEN UP
1	09:43	03:06	6:37	Kickoff	NYG 30	13	70	0	70	5	DAL 1	Touchdown	1	15:00	09:43	5:17	Kickoff	DAL 30	11	60	5	65	4	NYG 5	Field Goal
2	11:44	11:29	0:15	Kickoff	NYG 40	1	0	0	0	0	NYG 40	Interception	2	03:06	11:44	6:22	Kickoff	DAL 30	13	70	-15	55	4	NYG 15	Field Goal
3	11:29	08:59	2:30	Kickoff	NYG 30	4	8	0	8	1	NYG 38	Punt	3	08:59	07:15	1:44	Punt	DAL 13	5	31	0	31	1	DAL 44	Downs
4	07:15	06:07	1:08	Downs	DAL 44	3	2	0	2	0	DAL 42	Punt	4	06:07	05:12	0:55	Punt	DAL 1	3	1	0	1	0	DAL 2	Punt
5	05:12	03:21	1:51	Punt	DAL 29	4	6	-5	1	0	DAL 28	Field Goal	5	03:21	01:50	1:31	Kickoff	DAL 30	4	13	-5	8	1	DAL 38	Punt
6	01:50	01:29	0:21	Punt	NYG 14	3	3	-5	-2	0	NYG 12	Punt	6	01:29	01:05	0:24	Punt	DAL 34	3	0	15	15	1	DAL 49	Punt
7	01:05	00:00	1:05	Punt	NYG 11	6	14	4	18	3	NYG 40	End Half	7	13:40	11:37	2:03	Fumble	NYG 38	6	38	0	38	2	NYG 2	Touchdown
8	15:00	13:40	1:20	Kickoff	NYG 30	3	8	0	8	0	NYG 38	Fumble	8	09:22	04:23	4:59	Punt	DAL 30	9	52	18	70	4	NYG 4	Touchdown
9	11:37	09:22	2:15	Kickoff	NYG 30	3	-6	0	-6	0	NYG 24	Punt	9	13:34	09:51	3:43	Kickoff	DAL 20	7	33	0	33	2	NYG 47	Punt
10	04:23	13:34	5:49	Kickoff	NYG 30	10	56	-15	41	3	DAL 29	Field Goal	10	06:59	04:39	2:20	Punt	DAL 39	4	16	0	16	1	NYG 45	Punt
11	09:51	06:59	2:52	Punt	NYG 20	3	10	-10	0	0	NYG 20	Punt	11	02:18	00:00	2:18	Kickoff	DAL 30	5	3	5	8	1	DAL 39	End Game
12	04:39	02:18	2:21	Punt	NYG 20	8	76	4	80	5	DAL 8	Touchdown													

GIANTS 2024 REGULAR SEASON SCORING DRIVES

DATE	OPPONENT	PLAYS	YARDS	Q TIME	SCORING PLAY	NYG	OPP
09/08	Minnesota	7	15	Q1 4:07	G. Gano: 23-yard FG	3	0
		11	39	Q3 6:00	G. Gano: 50-yard FG	6	21
09/15	at Washington	7	53	Q1 4:18	D. Singletary: 7-yard run	6	3
		10	69	Q2 1:42	M. Nabers: 4-yard pass from D. Jones	12	9
		13	70	Q3 6:15	Q4: W. Robinson: 7-yard pass from D. Jones	18	15
09/22	at Cleveland	13	81	Q1 7:44	D. Singletary: 1-yard run	7	7
		14	93	Q2 6:51	M. Nabers: 3-yard pass from D. Jones	14	7
		4	30	Q2 0:21	M. Nabers: 5-yard pass from D. Jones	21	7
09/26	Dallas	8	51	Q1 4:43	G. Joseph: 52-yard FG	3	0
		11	55	Q1 5:55	Q2: G. Joseph: 41-yard FG	6	7
		15	52	Q2 8:10	G. Joseph: 38-yard FG	9	14
		11	77	Q3 6:18	G. Joseph: 22-yard FG	12	14
		10	28	Q3 4:20	Q4: G. Joseph: 42-yard FG	15	17
10/06	at Seattle	8	81	Q2 4:26	W. Robinson: 7-yard pass from D. Jones	7	7
		12	58	Q2 5:12	G. Joseph: 38-yard FG	10	7
		4	77	Q3 1:30	D. Slayton: 30-yard pass from D. Jones	17	10
		11	60	Q3 5:47	G. Joseph: 31-yard FG	20	13
		6	21	Q4 2:15	G. Joseph: 24-yard FG	23	13
10/13	Cincinnati	16	79	Q3 6:45	T. Tracy Jr.: 1-yard run	7	7
10/20	Philadelphia	10	39	Q2 1:36	G. Joseph: 38-yard FG	3	14
10/28	at Pittsburgh	8	59	Q1 5:00	G. Joseph: 29-yard FG	3	3
		12	45	Q1 5:26	Q2: G. Joseph: 39-yard FG	6	6
		8	57	Q2 1:32	G. Joseph: 44-yard FG	9	9
		5	55	Q4 2:09	T. Tracy Jr.: 45-yard run	15	23
		8	40	Q4 2:09	G. Joseph: 48-yard FG	18	26
11/03	Washington	16	73	Q1 9:43	Q2: C. Manhertz: 2-yard pass from D. Jones	7	7
		15	66	Q3 8:37	J. McAtamney: 31-yard FG	10	21
		13	80	Q3 6:08	Q4: D. Jones: 2-yard run	16	24
		4	74	Q4 0:58	T. Johnson: 35-yard pass from D. Jones	22	27
11/10	at Carolina	10	65	Q3 6:06	T. Tracy Jr.: 32-yard run	7	10
		13	96	Q3 6:58	Q4: D. Jones: 2-yard run	14	17
		12	55	Q4 2:18	G. Gano: 42-yard FG	17	17
11/24	Tampa Bay	13	68	Q3 7:17	Q4: D. Singletary: 1-yard run	7	30
11/28	at Dallas	13	70	Q1 6:37	T. Tracy Jr.: 1-yard run	7	3
		4	1	Q2 1:51	G. Gano: 46-yard FG	10	13
		10	41	Q3 5:49	Q4: G. Gano: 47-yard FG	13	27
		8	80	Q4 2:21	D. Lock: 8-yard run	20	27
12/08		--	--	--	--	--	
12/15		--	--	--	--	--	
12/22		--	--	--	--	--	
12/28		--	--	--	--	--	
01/05		--	--	--	--	--	
AVG		10.1	58.2	4:44			
TOTALS		373	2,153	175:14			

GIANTS OPPONENTS 2024 REGULAR SEASON SCORING DRIVES

DATE	OPPONENT	PLAYS	YARDS	Q TIME	SCORING PLAY	NYG	OPP
09/08	Minnesota	5	65	Q1 3:26	A. Jones Sr.: 3-yard run	3	7
		11	99	Q2 6:44	J. Jefferson: 3-yard pass from S. Darnold	3	14
		6	70	Q3 2:52	J. Nailor: 21-yard pass from S. Darnold	3	21
09/15	at Washington	16	64	Q1 9:36	A. Seibert: 27-yard FG	0	3
		10	43	Q1 5:29	Q2: A. Seibert: 45-yard FG	6	6
		14	74	Q2 6:26	A. Seibert: 26-yard FG	6	9
		9	56	Q3 4:51	A. Seibert: 27-yard FG	12	12
		9	59	Q3 4:38	A. Seibert: 29-yard FG	12	15
		9	45	Q4 4:20	A. Seibert: 33-yard FG	18	18
		8	65	Q4 2:04	A. Seibert: 30-yard FG	18	21
09/22	at Cleveland	1	24	Q1 0:06	A. Cooper: 24-yard pass from D. Watson	0	7
		5	49	Q4 2:07	A. Cooper: 6-yard pass from D. Watson	21	15
09/26	Dallas	12	75	Q1 6:57	R. Dowdle: 15-yard pass from D. Prescott	3	7
		5	70	Q2 1:55	C. Lamb: 55-yard pass from D. Prescott	6	14
		8	28	Q3 3:36	B. Aubrey: 60-yard FG	12	17
		10	48	Q4 4:17	B. Aubrey: 40-yard FG	15	20
10/06	at Seattle	3	45	Q2 0:20	J. Myers: 43-yard FG	10	10
		8	41	Q3 4:08	J. Myers: 48-yard FG	17	13
		14	95	Q4 3:44	J. Smith-Njigba: 5-yard pass from G. Smith	23	20
10/13	Cincinnati	8	69	Q1 3:28	J. Burrow: 47-yard run	0	7
		9	51	Q3 5:07	E. McPherson: 37-yard FG	7	10
		5	64	Q4 1:09	C. Brown: 30-yard run	7	17

10/20	Philadelphia	5	74	Q2	2:34	S. Barkley: 3-yard run	0	7
		6	58	Q2	2:23	A. Brown: 41-yard pass from J. Hurts	0	14
		10	77	Q3	4:47	J. Hurts: 1-yard run	3	21
		10	92	Q3	6:07	Q4: J. Hurts: 1-yard run	3	28
10/28	at Pittsburgh	10	57	Q1	4:41	C. Boswell: 31-yard FG	0	3
		7	63	Q1	2:14	C. Boswell: 25-yard FG	3	6
		12	61	Q2	4:27	C. Boswell: 27-yard FG	6	9
		9	80	Q3	4:12	Q4: C. Austin III: 29-yard pass from R. Wilson	9	23
		7	61	Q4	3:52	C. Boswell: 27-yard FG	15	26
11/03	Washington	3	31	Q1	1:11	T. McLaurin: 1-yard pass from J. Daniels	0	7
		11	70	Q2	6:00	A. Ekeler: 1-yard run	7	14
		12	87	Q2	5:13	T. McLaurin: 18-yard pass from J. Daniels	7	21
		10	57	Q3	4:54	A. Seibert: 31-yard FG	10	24
11/10	at Carolina	11	63	Q4	5:39	A. Seibert: 20-yard FG	16	27
		8	90	Q1	4:00	J. Sanders: 5-yard pass from B. Young	0	7
		10	56	Q1	5:44	Q2: E. Piñeiro: 53-yard FG	0	10
		10	80	Q3	5:21	C. Hubbard: 1-yard run	7	17
11/24	Tampa Bay	4	5	OT	1:56	E. Piñeiro: 36-yard FG	17	20
		14	70	Q1	8:23	S. Tucker: 1-yard run	0	7
		6	33	Q1	2:58	Q2: C. McLaughlin: 23-yard FG	0	10
		7	82	Q2	3:41	B. Irving: 6-yard run	0	17
11/28	at Dallas	9	86	Q2	2:45	B. Mayfield: 10-yard run	0	23
		12	95	Q3	7:10	R. White: 1-yard run	0	30
		11	65	Q1	5:17	B. Aubrey: 23-yard FG	0	3
		13	55	Q1	6:22	Q2: B. Aubrey: 33-yard FG	7	6
12/08		6	38	Q3	2:03	B. Cooks: 2-yard pass from C. Rush	10	20
		9	70	Q3	4:59	R. Dowdle: 4-yard run	10	27
		--	--	--	--	--	--	--
12/15		--	--	--	--	--	--	
12/22		--	--	--	--	--	--	
12/28		--	--	--	--	--	--	
01/05		--	--	--	--	--	--	
AVG		8.7	62.3	4:12				
TOTALS		427	3,055	206:13				

GIANTS 2024 REGULAR SEASON SCORING DRIVES

DATE	OPPONENT	PLAYS	YARDS	Q	TIME	SCORING PLAY	NYG	OPP
09/08	Minnesota	7	15	Q1	4:07	G. Gano: 23-yard FG	3	0
		11	39	Q3	6:00	G. Gano: 50-yard FG	6	21
09/15	at Washington	7	53	Q1	4:18	D. Singletary: 7-yard run	6	3
		10	69	Q2	1:42	M. Nabers: 4-yard pass from D. Jones	12	9
		13	70	Q3	6:15	Q4: W. Robinson: 7-yard pass from D. Jones	18	15
09/22	at Cleveland	13	81	Q1	7:44	D. Singletary: 1-yard run	7	7
		14	93	Q2	6:51	M. Nabers: 3-yard pass from D. Jones	14	7
		4	30	Q2	0:21	M. Nabers: 5-yard pass from D. Jones	21	7
09/26	Dallas	8	51	Q1	4:43	G. Joseph: 52-yard FG	3	0
		11	55	Q1	5:55	Q2: G. Joseph: 41-yard FG	6	7
		15	52	Q2	8:10	G. Joseph: 38-yard FG	9	14
		11	77	Q3	6:18	G. Joseph: 22-yard FG	12	14
		10	28	Q3	4:20	Q4: G. Joseph: 42-yard FG	15	17
10/06	at Seattle	8	81	Q2	4:26	W. Robinson: 7-yard pass from D. Jones	7	7
		12	58	Q2	5:12	G. Joseph: 38-yard FG	10	7
		4	77	Q3	1:30	D. Slayton: 30-yard pass from D. Jones	17	10
		11	60	Q3	5:47	G. Joseph: 31-yard FG	20	13
		6	21	Q4	2:15	G. Joseph: 24-yard FG	23	13
10/13	Cincinnati	16	79	Q3	6:45	T. Tracy Jr.: 1-yard run	7	7
10/20	Philadelphia	10	39	Q2	1:36	G. Joseph: 38-yard FG	3	14
10/28	at Pittsburgh	8	59	Q1	5:00	G. Joseph: 29-yard FG	3	3
		12	45	Q1	5:26	Q2: G. Joseph: 39-yard FG	6	6
		8	57	Q2	1:32	G. Joseph: 44-yard FG	9	9
		5	55	Q4	2:09	T. Tracy Jr.: 45-yard run	15	23
		8	40	Q4	2:09	G. Joseph: 48-yard FG	18	26
11/03	Washington	16	73	Q1	9:43	Q2: C. Manhertz: 2-yard pass from D. Jones	7	7
		15	66	Q3	8:37	J. McAtamney: 31-yard FG	10	21
		13	80	Q3	6:08	Q4: D. Jones: 2-yard run	16	24
		4	74	Q4	0:58	T. Johnson: 35-yard pass from D. Jones	22	27
11/10	at Carolina	10	65	Q3	6:06	T. Tracy Jr.: 32-yard run	7	10
		13	96	Q3	6:58	Q4: D. Jones: 2-yard run	14	17
		12	55	Q4	2:18	G. Gano: 42-yard FG	17	17
11/24	Tampa Bay	13	68	Q3	7:17	Q4: D. Singletary: 1-yard run	7	30
11/28	at Dallas	13	70	Q1	6:37	T. Tracy Jr.: 1-yard run	7	3
		4	1	Q2	1:51	G. Gano: 46-yard FG	10	13
		10	41	Q3	5:49	Q4: G. Gano: 47-yard FG	13	27
		8	80	Q4	2:21	D. Lock: 8-yard run	20	27
12/08		--	--	--	--	--	--	



12/15	--	--	--	--	--	--
12/22	--	--	--	--	--	--
12/28	--	--	--	--	--	--
01/05	--	--	--	--	--	--
<b>AVG</b>	<b>10.1</b>	<b>58.2</b>	<b>4:44</b>			
<b>TOTALS</b>	<b>373</b>	<b>2,153</b>	<b>175:14</b>			

### GIANTS OPPONENTS 2024 REGULAR SEASON SCORING DRIVES

DATE	OPPONENT	PLAYS	YARDS	Q TIME	SCORING PLAY	NYG	OPP
09/08	Minnesota	5	65	Q1 3:26	A. Jones Sr.: 3-yard run	3	7
		11	99	Q2 6:44	J. Jefferson: 3-yard pass from S. Darnold	3	14
		6	70	Q3 2:52	J. Nailor: 21-yard pass from S. Darnold	3	21
09/15	at Washington	16	64	Q1 9:36	A. Seibert: 27-yard FG	0	3
		10	43	Q1 5:29	Q2: A. Seibert: 45-yard FG	6	6
		14	74	Q2 6:26	A. Seibert: 26-yard FG	6	9
		9	56	Q3 4:51	A. Seibert: 27-yard FG	12	12
		9	59	Q3 4:38	A. Seibert: 29-yard FG	12	15
		9	45	Q4 4:20	A. Seibert: 33-yard FG	18	18
		8	65	Q4 2:04	A. Seibert: 30-yard FG	18	21
09/22	at Cleveland	1	24	Q1 0:06	A. Cooper: 24-yard pass from D. Watson	0	7
		5	49	Q4 2:07	A. Cooper: 6-yard pass from D. Watson	21	15
09/26	Dallas	12	75	Q1 6:57	R. Dowdle: 15-yard pass from D. Prescott	3	7
		5	70	Q2 1:55	C. Lamb: 55-yard pass from D. Prescott	6	14
		8	28	Q3 3:36	B. Aubrey: 60-yard FG	12	17
		10	48	Q4 4:17	B. Aubrey: 40-yard FG	15	20
10/06	at Seattle	3	45	Q2 0:20	J. Myers: 43-yard FG	10	10
		8	41	Q3 4:08	J. Myers: 48-yard FG	17	13
		14	95	Q4 3:44	J. Smith-Njigba: 5-yard pass from G. Smith	23	20
10/13	Cincinnati	8	69	Q1 3:28	J. Burrow: 47-yard run	0	7
		9	51	Q3 5:07	E. McPherson: 37-yard FG	7	10
		5	64	Q4 1:09	C. Brown: 30-yard run	7	17
		10/20	Philadelphia	5	74	Q2 2:34	S. Barkley: 3-yard run
6	58	Q2 2:23		A. Brown: 41-yard pass from J. Hurts	0	14	
10	77	Q3 4:47		J. Hurts: 1-yard run	3	21	
10	92	Q3 6:07		Q4: J. Hurts: 1-yard run	3	28	
10/28	at Pittsburgh	10	57	Q1 4:41	C. Boswell: 31-yard FG	0	3
		7	63	Q1 2:14	C. Boswell: 25-yard FG	3	6
		12	61	Q2 4:27	C. Boswell: 27-yard FG	6	9
		9	80	Q3 4:12	Q4: C. Austin III: 29-yard pass from R. Wilson	9	23
		7	61	Q4 3:52	C. Boswell: 27-yard FG	15	26
11/03	Washington	3	31	Q1 1:11	T. McLaurin: 1-yard pass from J. Daniels	0	7
		11	70	Q2 6:00	A. Ekeler: 1-yard run	7	14
		12	87	Q2 5:13	T. McLaurin: 18-yard pass from J. Daniels	7	21
		10	57	Q3 4:54	A. Seibert: 31-yard FG	10	24
		11	63	Q4 5:39	A. Seibert: 20-yard FG	16	27
11/10	at Carolina	8	90	Q1 4:00	J. Sanders: 5-yard pass from B. Young	0	7
		10	56	Q1 5:44	Q2: E. Piñero: 53-yard FG	0	10
		10	80	Q3 5:21	C. Hubbard: 1-yard run	7	17
		4	5	OT 1:56	E. Piñero: 36-yard FG	17	20
11/24	Tampa Bay	14	70	Q1 8:23	S. Tucker: 1-yard run	0	7
		6	33	Q1 2:58	Q2: C. McLaughlin: 23-yard FG	0	10
		7	82	Q2 3:41	B. Irving: 6-yard run	0	17
		9	86	Q2 2:45	B. Mayfield: 10-yard run	0	23
		12	95	Q3 7:10	R. White: 1-yard run	0	30
11/28	at Dallas	11	65	Q1 5:17	B. Aubrey: 23-yard FG	0	3
		13	55	Q1 6:22	Q2: B. Aubrey: 33-yard FG	7	6
		6	38	Q3 2:03	B. Cooks: 2-yard pass from C. Rush	10	20
		9	70	Q3 4:59	R. Dowdle: 4-yard run	10	27
12/08	--	--	--	--	--	--	
12/15	--	--	--	--	--	--	
12/22	--	--	--	--	--	--	
12/28	--	--	--	--	--	--	
01/05	--	--	--	--	--	--	
<b>AVG</b>	<b>8.7</b>	<b>62.3</b>	<b>4:12</b>				
<b>TOTALS</b>	<b>427</b>	<b>3,055</b>	<b>206:13</b>				

## 2024 REGULAR SEASON - BIG RUN PLAYS (10+ YARDS)

DATE	OPPONENT	NYG PLAYER	YDS.	RESULT
10/28	at PIT	<b>Tracy Jr., T.</b>	<b>45T</b>	Touchdown
9/22	at CLE	Singletonary, D.	43	End Game
11/10	at CAR	<b>Tracy Jr., T.</b>	<b>32T</b>	Touchdown
11/28	at DAL	Lock, D.	28	Touchdown
10/6	at SEA	Tracy Jr., T.	27	Touchdown
10/28	at PIT	Tracy Jr., T.	26	Punt
10/6	at SEA	Tracy Jr., T.	25	Field Goal
11/3	WAS	Jones, D.	24	Fumble
9/15	at WAS	Singletonary, D.	22	Punt
11/28	at DAL	Lock, D.	21	Field Goal
11/10	at CAR	Tracy Jr., T.	19	Interception
9/15	at WAS	Singletonary, D.	18	Touchdown
11/24	TB	DeVito, T.	17	Touchdown
10/28	at PIT	Tracy Jr., T.	17	Field Goal
11/24	TB	Tracy Jr., T.	16	Punt
11/3	WAS	Singletonary, D.	15	Fumble
9/8	MIN	Robinson, W.	14	Downs
11/10	at CAR	Singletonary, D.	14	Touchdown
10/13	CIN	Jones, D.	13	Punt
10/20	PHI	Lock, D.	13	Punt
10/6	at SEA	Tracy Jr., T.	13	Field Goal
11/3	WAS	Jones, D.	12	Touchdown
9/15	at WAS	Singletonary, D.	12	Fumble
10/6	at SEA	Jones, D.	11	Touchdown
11/3	WAS	Jones, D.	11	Touchdown
10/13	CIN	Jones, D.	11	Punt
9/15	at WAS	Singletonary, D.	11	Fumble
11/3	WAS	Slayton, D.	11	Touchdown
10/6	at SEA	Tracy Jr., T.	11	Touchdown
11/10	at CAR	Tracy Jr., T.	11	Punt
10/13	CIN	Tracy Jr., T.	11	Downs
11/10	at CAR	Jones, D.	10	Missed FG
10/13	CIN	Jones, D.	10	Punt
9/22	at CLE	Singletonary, D.	10	Punt
10/20	PHI	Singletonary, D.	10	Punt
11/3	WAS	Tracy Jr., T.	10	Fumble
11/3	WAS	Tracy Jr., T.	10	Fumble
10/28	at PIT	Tracy Jr., T.	10	Field Goal
12/22	at ATL	--	--	--
12/15	BAL	--	--	--
12/28	IND	--	--	--
12/8	NO	--	--	--
1/5	at PHI	--	--	--

TOTALS 38 - 644 (16.9), 2 TDS

DATE	OPPONENT	OPP. PLAYER	YDS.	RESULT
11/24	TB	Irving, B.	56	Fumble
10/20	PHI	Barkley, S.	55	Touchdown
10/13	CIN	<b>Burrow, J.</b>	<b>47T</b>	Touchdown
10/20	PHI	Barkley, S.	41	Touchdown
9/15	at WAS	Robinson Jr., B.	40	Field Goal
10/20	PHI	Barkley, S.	38	Touchdown
9/15	at WAS	Robinson Jr., B.	32	Field Goal
10/6	at SEA	Smith, G.	32	Blocked FG
10/13	CIN	<b>Brown, C.</b>	<b>30T</b>	Touchdown
10/28	at PIT	Harris, N.	26	Field Goal
11/10	at CAR	Hubbard, C.	26	Touchdown
11/10	at CAR	Hubbard, C.	26	Touchdown
11/10	at CAR	Hubbard, C.	25	Touchdown
11/10	at CAR	Young, B.	24	Touchdown
11/28	at DAL	Dowdle, R.	22	Field Goal
10/6	at SEA	Smith, G.	21	Field Goal
11/3	WAS	Ekeler, A.	20	Touchdown
9/8	MIN	Jones Sr., A.	19	Punt
9/8	MIN	Jones Sr., A.	19	Touchdown
11/28	at DAL	Dowdle, R.	18	Punt
9/15	at WAS	Robinson Jr., B.	18	Field Goal
10/28	at PIT	Warren, J.	18	Punt
11/28	at DAL	Dowdle, R.	17	Punt

# 2024 BIG RUN & PASSING PLAYS



11/3	WAS	Rodriguez Jr., C.	17	Field Goal
10/28	at PIT	Warren, J.	17	Field Goal
11/3	WAS	Daniels, J.	16	Field Goal
10/20	PHI	Hurts, J.	16	Touchdown
11/10	at CAR	Hubbard, C.	15	Field Goal
9/15	at WAS	Daniels, J.	14	Field Goal
9/15	at WAS	Daniels, J.	14	Field Goal
10/20	PHI	Gainwell, K.	14	Touchdown
10/28	at PIT	Harris, N.	14	Field Goal
9/22	at CLE	Watson, D.	14	Touchdown
11/28	at DAL	Dowdle, R.	13	Field Goal
9/15	at WAS	Ekeler, A.	13	Field Goal
10/20	PHI	Gainwell, K.	13	Touchdown
9/22	at CLE	Watson, D.	13	Missed FG
9/22	at CLE	Ford, J.	12	Touchdown
10/20	PHI	Gainwell, K.	12	Touchdown
9/8	MIN	Jones Sr., A.	12	Touchdown
9/15	at WAS	Robinson Jr., B.	11	Field Goal
10/6	at SEA	Smith, G.	11	Downs
10/13	CIN	Burrow, J.	10	Touchdown
9/22	at CLE	Ford, J.	10	Punt
10/28	at PIT	Harris, N.	10	Field Goal
10/28	at PIT	Harris, N.	10	Field Goal
9/8	MIN	Jones Sr., A.	10	Punt
9/8	MIN	Jones Sr., A.	10	Punt
9/26	DAL	Lamb, C.	10	Touchdown
11/24	TB	Mayfield, B.	10	Touchdown
11/24	TB	<b>Mayfield, B.</b>	<b>10T</b>	Touchdown
9/15	at WAS	Robinson Jr., B.	10	Field Goal
12/22	at ATL	--	--	--
12/15	BAL	--	--	--
12/28	IND	--	--	--
12/8	NO	--	--	--
1/5	at PHI	--	--	--

TOTALS 52 - 1,031 (19.8), 3 TDS

## 2024 REGULAR SEASON - BIG PASS PLAYS (20+ YARDS)

DATE	OPPONENT	NYG PLAYER	YDS.	RESULT
10/28	at PIT	Jones, D. -> Slayton, D.	43	Field Goal
10/6	at SEA	Jones, D. -> Slayton, D.	41	Touchdown
9/26	DAL	Jones, D. -> Nabers, M.	39	Field Goal
10/28	at PIT	Jones, D. -> Slayton, D.	36	Field Goal
11/3	WAS	<b>Jones, D. -&gt; Johnson, T.</b>	<b>35T</b>	Touchdown
10/6	at SEA	<b>Jones, D. -&gt; Slayton, D.</b>	<b>30T</b>	Touchdown
9/22	at CLE	Jones, D. -> Nabers, M.	28	Touchdown
9/15	at WAS	Jones, D. -> Nabers, M.	28	Touchdown
9/26	DAL	Jones, D. -> Slayton, D.	28	Field Goal
10/28	at PIT	Jones, D. -> Johnson, T.	25	Interception
9/8	MIN	Jones, D. -> Nabers, M.	25	Punt
9/8	MIN	Jones, D. -> Nabers, M.	25	Field Goal
9/15	at WAS	Jones, D. -> Nabers, M.	25	Downs
11/24	TB	DeVito, T. -> Johnson, T.	23	Punt
11/10	at CAR	Jones, D. -> Robinson, W.	23	Touchdown
9/22	at CLE	Jones, D. -> Singletary, D.	23	Touchdown
11/3	WAS	Jones, D. -> Slayton, D.	23	Touchdown
10/6	at SEA	Jones, D. -> Johnson, T.	22	Touchdown
11/24	TB	DeVito, T. -> Nabers, M.	21	Fumble
9/15	at WAS	Jones, D. -> Nabers, M.	21	Touchdown
9/22	at CLE	Jones, D. -> Robinson, W.	20	Touchdown
12/22	at ATL	--	--	--
12/15	BAL	--	--	--
12/28	IND	--	--	--
12/8	NO	--	--	--
1/5	at PHI	--	--	--

TOTALS 21 - 584 (27.8), 2 TDS

DATE	OPPONENT	OPP. PLAYER	YDS.	RESULT
9/26	DAL	<b>Prescott, D. -&gt; Lamb, C.</b>	<b>55T</b>	Touchdown
9/8	MIN	Darnold, S. -> Jefferson, J.	44	Touchdown
10/28	at PIT	Wilson, R. -> Pickens, G.	43	Field Goal
11/3	WAS	Daniels, J. -> Zacccheaus, O.	42	End Game

# 2024 BIG RUN & PASSING PLAYS



10/20	PHI	<b>Hurts, J. -&gt; Brown, A.</b>	<b>41T</b>	Touchdown
11/28	at DAL	Rush, C. -> Tolbert, J.	36	Touchdown
10/28	at PIT	Wilson, R. -> Jefferson, V.	36	Touchdown
9/15	at WAS	Daniels, J. -> Brown, N.	34	Field Goal
10/13	CIN	Burrow, J. -> Chase, J.	33	Field Goal
10/6	at SEA	Smith, G. -> Lockett, T.	33	Fumble
11/24	TB	Mayfield, B. -> Irving, B.	32	Touchdown
11/3	WAS	Daniels, J. -> Brown, N.	31	Touchdown
11/24	TB	Mayfield, B. -> Jarrett, R.	30	Touchdown
11/24	TB	Mayfield, B. -> Otton, C.	30	Touchdown
11/28	at DAL	Rush, C. -> Turpin, K.	30	Touchdown
10/13	CIN	Burrow, J. -> Iosivas, A.	29	Touchdown
10/28	at PIT	<b>Wilson, R. -&gt; Austin III, C.</b>	<b>29T</b>	Touchdown
10/28	at PIT	Wilson, R. -> Washington, D.	29	Field Goal
11/3	WAS	Daniels, J. -> Ekeler, A.	28	Field Goal
10/6	at SEA	Smith, G. -> Lockett, T.	28	Field Goal
9/15	at WAS	Daniels, J. -> Ekeler, A.	27	Field Goal
11/24	TB	Mayfield, B. -> Durham, P.	26	Touchdown
11/24	TB	Mayfield, B. -> Evans, M.	26	Field Goal
10/13	CIN	Burrow, J. -> Higgins, T.	24	Punt
11/3	WAS	Daniels, J. -> Brown, D.	24	Touchdown
9/22	at CLE	<b>Watson, D. -&gt; Cooper, A.</b>	<b>24T</b>	Touchdown
9/22	at CLE	Watson, D. -> Ford, J.	24	Punt
11/10	at CAR	Young, B. -> Coker, J.	24	Field Goal
9/22	at CLE	Watson, D. -> Cooper, A.	23	Fumble
11/10	at CAR	Young, B. -> Legette, X.	23	Touchdown
9/8	MIN	Darnold, S. -> Oliver, J.	22	Touchdown
11/28	at DAL	Rush, C. -> Lamb, C.	22	Downs
10/6	at SEA	Smith, G. -> Metcalf, D.	22	Touchdown
9/15	at WAS	Daniels, J. -> Ertz, Z.	21	Field Goal
9/8	MIN	<b>Darnold, S. -&gt; Nailor, J.</b>	<b>21T</b>	Touchdown
9/15	at WAS	Daniels, J. -> Ertz, Z.	20	Field Goal
12/22	at ATL	--	--	--
12/15	BAL	--	--	--
12/28	IND	--	--	--
12/8	NO	--	--	--
1/5	at PHI	--	--	--

TOTALS 36 - 1,066 (29.6), 5 TDS

## 2024 REGULAR SEASON - BIG RUN PLAYS (10+ YARDS)

DATE	OPPONENT	NYG PLAYER	YDS.	RESULT
10/28	at PIT	<b>Tracy Jr., T.</b>	<b>45T</b>	Touchdown
9/22	at CLE	Singletary, D.	43	End Game
11/10	at CAR	<b>Tracy Jr., T.</b>	<b>32T</b>	Touchdown
11/28	at DAL	Lock, D.	28	Touchdown
10/6	at SEA	Tracy Jr., T.	27	Touchdown
10/28	at PIT	Tracy Jr., T.	26	Punt
10/6	at SEA	Tracy Jr., T.	25	Field Goal
11/3	WAS	Jones, D.	24	Fumble
9/15	at WAS	Singletary, D.	22	Punt
11/28	at DAL	Lock, D.	21	Field Goal
11/10	at CAR	Tracy Jr., T.	19	Interception
9/15	at WAS	Singletary, D.	18	Touchdown
11/24	TB	DeVito, T.	17	Touchdown
10/28	at PIT	Tracy Jr., T.	17	Field Goal
11/24	TB	Tracy Jr., T.	16	Punt
11/3	WAS	Singletary, D.	15	Fumble
9/8	MIN	Robinson, W.	14	Downs
11/10	at CAR	Singletary, D.	14	Touchdown
10/13	CIN	Jones, D.	13	Punt
10/20	PHI	Lock, D.	13	Punt
10/6	at SEA	Tracy Jr., T.	13	Field Goal
11/3	WAS	Jones, D.	12	Touchdown
9/15	at WAS	Singletary, D.	12	Fumble
10/6	at SEA	Jones, D.	11	Touchdown
11/3	WAS	Jones, D.	11	Touchdown
10/13	CIN	Jones, D.	11	Punt
9/15	at WAS	Singletary, D.	11	Fumble
11/3	WAS	Slayton, D.	11	Touchdown
10/6	at SEA	Tracy Jr., T.	11	Touchdown
11/10	at CAR	Tracy Jr., T.	11	Punt
10/13	CIN	Tracy Jr., T.	11	Downs

# 2024 BIG RUN & PASSING PLAYS



11/10	at CAR	Jones, D.	10	Missed FG
10/13	CIN	Jones, D.	10	Punt
9/22	at CLE	Singletary, D.	10	Punt
10/20	PHI	Singletary, D.	10	Punt
11/3	WAS	Tracy Jr., T.	10	Fumble
11/3	WAS	Tracy Jr., T.	10	Fumble
10/28	at PIT	Tracy Jr., T.	10	Field Goal
12/22	at ATL	--	--	--
12/15	BAL	--	--	--
12/28	IND	--	--	--
12/8	NO	--	--	--
1/5	at PHI	--	--	--

TOTALS 38 - 644 (16.9), 2 TDS

DATE	OPPONENT	OPP. PLAYER	YDS.	RESULT
11/24	TB	Irving, B.	56	Fumble
10/20	PHI	Barkley, S.	55	Touchdown
10/13	CIN	<b>Burrow, J.</b>	<b>47T</b>	Touchdown
10/20	PHI	Barkley, S.	41	Touchdown
9/15	at WAS	Robinson Jr., B.	40	Field Goal
10/20	PHI	Barkley, S.	38	Touchdown
9/15	at WAS	Robinson Jr., B.	32	Field Goal
10/6	at SEA	Smith, G.	32	Blocked FG
10/13	CIN	<b>Brown, C.</b>	<b>30T</b>	Touchdown
10/28	at PIT	Harris, N.	26	Field Goal
11/10	at CAR	Hubbard, C.	26	Touchdown
11/10	at CAR	Hubbard, C.	26	Touchdown
11/10	at CAR	Hubbard, C.	25	Touchdown
11/10	at CAR	Young, B.	24	Touchdown
11/28	at DAL	Dowdle, R.	22	Field Goal
10/6	at SEA	Smith, G.	21	Field Goal
11/3	WAS	Ekeler, A.	20	Touchdown
9/8	MIN	Jones Sr., A.	19	Punt
9/8	MIN	Jones Sr., A.	19	Touchdown
11/28	at DAL	Dowdle, R.	18	Punt
9/15	at WAS	Robinson Jr., B.	18	Field Goal
10/28	at PIT	Warren, J.	18	Punt
11/28	at DAL	Dowdle, R.	17	Punt
11/3	WAS	Rodriguez Jr., C.	17	Field Goal
10/28	at PIT	Warren, J.	17	Field Goal
11/3	WAS	Daniels, J.	16	Field Goal
10/20	PHI	Hurts, J.	16	Touchdown
11/10	at CAR	Hubbard, C.	15	Field Goal
9/15	at WAS	Daniels, J.	14	Field Goal
9/15	at WAS	Daniels, J.	14	Field Goal
10/20	PHI	Gainwell, K.	14	Touchdown
10/28	at PIT	Harris, N.	14	Field Goal
9/22	at CLE	Watson, D.	14	Touchdown
11/28	at DAL	Dowdle, R.	13	Field Goal
9/15	at WAS	Ekeler, A.	13	Field Goal
10/20	PHI	Gainwell, K.	13	Touchdown
9/22	at CLE	Watson, D.	13	Missed FG
9/22	at CLE	Ford, J.	12	Touchdown
10/20	PHI	Gainwell, K.	12	Touchdown
9/8	MIN	Jones Sr., A.	12	Touchdown
9/15	at WAS	Robinson Jr., B.	11	Field Goal
10/6	at SEA	Smith, G.	11	Downs
10/13	CIN	Burrow, J.	10	Touchdown
9/22	at CLE	Ford, J.	10	Punt
10/28	at PIT	Harris, N.	10	Field Goal
10/28	at PIT	Harris, N.	10	Field Goal
9/8	MIN	Jones Sr., A.	10	Punt
9/8	MIN	Jones Sr., A.	10	Punt
9/26	DAL	Lamb, C.	10	Touchdown
11/24	TB	Mayfield, B.	10	Touchdown
11/24	TB	<b>Mayfield, B.</b>	<b>10T</b>	Touchdown
9/15	at WAS	Robinson Jr., B.	10	Field Goal
12/22	at ATL	--	--	--
12/15	BAL	--	--	--
12/28	IND	--	--	--
12/8	NO	--	--	--

# 2024 BIG RUN & PASSING PLAYS



1/5	at PHI	--	--	--
<b>TOTALS</b>		<b>52 - 1,031 (19.8), 3 TDS</b>		

## 2024 REGULAR SEASON - BIG PASS PLAYS (20+ YARDS)

DATE	OPPONENT	NYG PLAYER	YDS.	RESULT
10/28	at PIT	Jones, D. -> Slayton, D.	43	Field Goal
10/6	at SEA	Jones, D. -> Slayton, D.	41	Touchdown
9/26	DAL	Jones, D. -> Nabers, M.	39	Field Goal
10/28	at PIT	Jones, D. -> Slayton, D.	36	Field Goal
11/3	WAS	<b>Jones, D. -&gt; Johnson, T.</b>	<b>35T</b>	Touchdown
10/6	at SEA	<b>Jones, D. -&gt; Slayton, D.</b>	<b>30T</b>	Touchdown
9/22	at CLE	Jones, D. -> Nabers, M.	28	Touchdown
9/15	at WAS	Jones, D. -> Nabers, M.	28	Touchdown
9/26	DAL	Jones, D. -> Slayton, D.	28	Field Goal
10/28	at PIT	Jones, D. -> Johnson, T.	25	Interception
9/8	MIN	Jones, D. -> Nabers, M.	25	Punt
9/8	MIN	Jones, D. -> Nabers, M.	25	Field Goal
9/15	at WAS	Jones, D. -> Nabers, M.	25	Downs
11/24	TB	DeVito, T. -> Johnson, T.	23	Punt
11/10	at CAR	Jones, D. -> Robinson, W.	23	Touchdown
9/22	at CLE	Jones, D. -> Singletary, D.	23	Touchdown
11/3	WAS	Jones, D. -> Slayton, D.	23	Touchdown
10/6	at SEA	Jones, D. -> Johnson, T.	22	Touchdown
11/24	TB	DeVito, T. -> Nabers, M.	21	Fumble
9/15	at WAS	Jones, D. -> Nabers, M.	21	Touchdown
9/22	at CLE	Jones, D. -> Robinson, W.	20	Touchdown
12/22	at ATL	--	--	--
12/15	BAL	--	--	--
12/28	IND	--	--	--
12/8	NO	--	--	--
1/5	at PHI	--	--	--
<b>TOTALS</b>		<b>21 - 584 (27.8), 2 TDS</b>		

DATE	OPPONENT	OPP. PLAYER	YDS.	RESULT
9/26	DAL	<b>Prescott, D. -&gt; Lamb, C.</b>	<b>55T</b>	Touchdown
9/8	MIN	Darnold, S. -> Jefferson, J.	44	Touchdown
10/28	at PIT	Wilson, R. -> Pickens, G.	43	Field Goal
11/3	WAS	Daniels, J. -> Zacccheaus, O.	42	End Game
10/20	PHI	<b>Hurts, J. -&gt; Brown, A.</b>	<b>41T</b>	Touchdown
11/28	at DAL	Rush, C. -> Tolbert, J.	36	Touchdown
10/28	at PIT	Wilson, R. -> Jefferson, V.	36	Touchdown
9/15	at WAS	Daniels, J. -> Brown, N.	34	Field Goal
10/13	CIN	Burrow, J. -> Chase, J.	33	Field Goal
10/6	at SEA	Smith, G. -> Lockett, T.	33	Fumble
11/24	TB	Mayfield, B. -> Irving, B.	32	Touchdown
11/3	WAS	Daniels, J. -> Brown, N.	31	Touchdown
11/24	TB	Mayfield, B. -> Jarrett, R.	30	Touchdown
11/24	TB	Mayfield, B. -> Otton, C.	30	Touchdown
11/28	at DAL	Rush, C. -> Turpin, K.	30	Touchdown
10/13	CIN	Burrow, J. -> Iosivas, A.	29	Touchdown
10/28	at PIT	<b>Wilson, R. -&gt; Austin III, C.</b>	<b>29T</b>	Touchdown
10/28	at PIT	Wilson, R. -> Washington, D.	29	Field Goal
11/3	WAS	Daniels, J. -> Ekeler, A.	28	Field Goal
10/6	at SEA	Smith, G. -> Lockett, T.	28	Field Goal
9/15	at WAS	Daniels, J. -> Ekeler, A.	27	Field Goal
11/24	TB	Mayfield, B. -> Durham, P.	26	Touchdown
11/24	TB	Mayfield, B. -> Evans, M.	26	Field Goal
10/13	CIN	Burrow, J. -> Higgins, T.	24	Punt
11/3	WAS	Daniels, J. -> Brown, D.	24	Touchdown
9/22	at CLE	<b>Watson, D. -&gt; Cooper, A.</b>	<b>24T</b>	Touchdown
9/22	at CLE	Watson, D. -> Ford, J.	24	Punt
11/10	at CAR	Young, B. -> Coker, J.	24	Field Goal
9/22	at CLE	Watson, D. -> Cooper, A.	23	Fumble
11/10	at CAR	Young, B. -> Legette, X.	23	Touchdown
9/8	MIN	Darnold, S. -> Oliver, J.	22	Touchdown
11/28	at DAL	Rush, C. -> Lamb, C.	22	Downs
10/6	at SEA	Smith, G. -> Metcalf, D.	22	Touchdown
9/15	at WAS	Daniels, J. -> Ertz, Z.	21	Field Goal
9/8	MIN	<b>Darnold, S. -&gt; Nailor, J.</b>	<b>21T</b>	Touchdown
9/15	at WAS	Daniels, J. -> Ertz, Z.	20	Field Goal
12/22	at ATL	--	--	--

# 2024 BIG RUN & PASSING PLAYS



12/15	BAL	--	--	--
12/28	IND	--	--	--
12/8	NO	--	--	--
1/5	at PHI	--	--	--
TOTALS		36 - 1,066 (29.6), 5 TDs		

AMERICAN FOOTBALL CONFERENCE

	OFFENSE			DEFENSE		
	TOTAL	RUSH	PASS	TOTAL	RUSH	PASS
Baltimore Ravens	*1 [422.46]	*1 [179.08]	2 [243.38]	12 [347.62]	*1 [82.69]	15 [264.92]
Buffalo Bills	3 [347.50]	3 [127.58]	7 [219.92]	8 [321.58]	10 [121.92]	4 [199.67]
Cincinnati Bengals	2 [356.00]	13 [91.67]	*1 [264.33]	14 [369.17]	13 [128.17]	14 [241.00]
Cleveland Browns	9 [314.08]	15 [87.25]	4 [226.83]	13 [349.58]	14 [128.58]	10 T [221.00]
Denver Broncos	8 [320.15]	10 [111.15]	10 [209.00]	7 [315.69]	4 [94.69]	10 T [221.00]
Houston Texans	6 [335.23]	6 [114.08]	6 [221.15]	3 [308.46]	6 [109.69]	3 [198.77]
Indianapolis Colts	10 [311.46]	5 [118.77]	14 [192.69]	15 [379.38]	16 [147.00]	13 [232.38]
Jacksonville Jaguars	13 [297.67]	12 [101.25]	13 [196.42]	16 [406.42]	15 [133.17]	16 [273.25]
Kansas City Chiefs	5 [341.58]	8 [111.83]	3 [229.75]	6 [311.92]	2 [87.83]	12 [224.08]
Las Vegas Raiders	12 [304.42]	16 [78.08]	5 [226.33]	10 [327.67]	7 [114.75]	7 [212.92]
Los Angeles Chargers	11 [311.33]	7 [112.92]	12 [198.42]	9 [325.83]	8 [119.42]	6 [206.42]
Miami Dolphins	7 [328.17]	11 [110.33]	8 [217.83]	5 [311.42]	5 [107.50]	5 [203.92]
New England Patriots	16 [291.08]	4 [119.54]	16 [171.54]	11 [340.23]	11 [124.69]	8 [215.54]
New York Jets	15 [291.33]	14 [87.33]	11 [204.00]	2 [301.17]	12 [126.25]	2 [174.92]
Pittsburgh Steelers	4 [344.00]	2 [133.08]	9 [210.92]	4 [311.00]	3 [90.50]	9 [220.50]
Tennessee Titans	14 [297.33]	9 [111.42]	15 [185.92]	*1 [291.92]	9 [120.08]	*1 [171.83]

NATIONAL FOOTBALL CONFERENCE

	OFFENSE			DEFENSE		
	TOTAL	RUSH	PASS	TOTAL	RUSH	PASS
Arizona Cardinals	8 [347.33]	5 [141.42]	12 [205.92]	7 [334.83]	6 [117.33]	10 [217.50]
Atlanta Falcons	7 [360.58]	9 [117.75]	2 [242.83]	10 [342.92]	8 [121.25]	11 [221.67]
Carolina Panthers	16 [292.33]	13 [105.25]	15 [187.08]	16 [392.08]	16 [166.83]	12 [225.25]
Chicago Bears	14 T [299.08]	12 [109.00]	13 [190.08]	11 [344.50]	10 [135.08]	5 [209.42]
Dallas Cowboys	13 [322.67]	16 [85.83]	5 [236.83]	13 [359.67]	15 [147.58]	7 [212.08]
Detroit Lions	*1 [395.17]	3 [154.42]	3 [240.75]	3 [320.33]	2 [93.50]	13 [226.83]
Green Bay Packers	2 [382.83]	4 [148.50]	6 [234.33]	4 [323.92]	4 [106.58]	9 [217.33]
Los Angeles Rams	12 [331.00]	14 [100.17]	9 [230.83]	12 [359.50]	13 [144.17]	8 [215.33]
Minnesota Vikings	10 [344.58]	11 [113.00]	8 [231.58]	5 [324.67]	*1 [81.33]	14 [243.33]
New Orleans Saints	9 [345.67]	8 [131.75]	11 [213.92]	15 [385.08]	11 [136.00]	15 [249.08]
<b>New York Giants</b>	<b>14 T</b> <b>[299.08]</b>	<b>10</b> <b>[115.92]</b>	<b>16</b> <b>[183.17]</b>	<b>9</b> <b>[340.08]</b>	<b>14</b> <b>[145.83]</b>	<b>4</b> <b>[194.25]</b>
Philadelphia Eagles	3 [377.67]	*1 [188.92]	14 [188.75]	*1 [282.75]	3 [104.75]	*1 [178.00]
San Francisco 49ers	6 [372.42]	6 [139.58]	7 [232.83]	2 [309.92]	7 [119.92]	2 [190.00]
Seattle Seahawks	11 [339.00]	15 [88.67]	*1 [250.33]	8 [337.58]	9 [127.00]	6 [210.58]
Tampa Bay Buccaneers	5 [375.92]	7 [137.17]	4 [238.75]	14 [375.42]	5 [117.17]	16 [258.25]
Washington Commanders	4 [377.62]	2 [156.92]	10 [220.69]	6 [327.69]	12 [137.00]	3 [190.69]



NATIONAL FOOTBALL LEAGUE						
	OFFENSE			DEFENSE		
	TOTAL	RUSH	PASS	TOTAL	RUSH	PASS
Arizona Cardinals	11 [347.33]	6 [141.42]	22 [205.92]	17 [334.83]	13 [117.33]	18 [217.50]
Atlanta Falcons	8 [360.58]	14 [117.75]	4 [242.83]	21 [342.92]	17 [121.25]	22 [221.67]
Baltimore Ravens	*1 [422.46]	2 [179.08]	3 [243.38]	23 [347.62]	2 [82.69]	31 [264.92]
Buffalo Bills	10 [347.50]	11 [127.58]	17 [219.92]	11 [321.58]	18 [121.92]	8 [199.67]
Carolina Panthers	30 [292.33]	24 [105.25]	29 [187.08]	31 [392.08]	32 [166.83]	24 [225.25]
Chicago Bears	26 T [299.08]	23 [109.00]	27 [190.08]	22 [344.50]	25 [135.08]	11 [209.42]
Cincinnati Bengals	9 [356.00]	27 [91.67]	*1 [264.33]	27 [369.17]	22 [128.17]	27 [241.00]
Cleveland Browns	22 [314.08]	30 [87.25]	13 [226.83]	24 [349.58]	23 [128.58]	20 T [221.00]
Dallas Cowboys	20 [322.67]	31 [85.83]	7 [236.83]	26 [359.67]	31 [147.58]	13 [212.08]
Denver Broncos	21 [320.15]	21 [111.15]	21 [209.00]	9 [315.69]	6 [94.69]	20 T [221.00]
Detroit Lions	2 [395.17]	4 [154.42]	5 [240.75]	10 [320.33]	5 [93.50]	25 [226.83]
Green Bay Packers	3 [382.83]	5 [148.50]	8 [234.33]	12 [323.92]	8 [106.58]	17 [217.33]
Houston Texans	17 [335.23]	16 [114.08]	15 [221.15]	4 [308.46]	10 [109.69]	7 [198.77]
Indianapolis Colts	23 [311.46]	13 [118.77]	26 [192.69]	29 [379.38]	30 [147.00]	26 [232.38]
Jacksonville Jaguars	28 [297.67]	25 [101.25]	25 [196.42]	32 [406.42]	24 [133.17]	32 [273.25]
Kansas City Chiefs	15 [341.58]	19 [111.83]	12 [229.75]	8 [311.92]	3 [87.83]	23 [224.08]
Las Vegas Raiders	25 [304.42]	32 [78.08]	14 [226.33]	15 [327.67]	11 [114.75]	14 [212.92]
Los Angeles Chargers	24 [311.33]	18 [112.92]	24 [198.42]	14 [325.83]	14 [119.42]	10 [206.42]
Los Angeles Rams	18 [331.00]	26 [100.17]	11 [230.83]	25 [359.50]	28 [144.17]	15 [215.33]
Miami Dolphins	19 [328.17]	22 [110.33]	18 [217.83]	7 [311.42]	9 [107.50]	9 [203.92]
Minnesota Vikings	13 [344.58]	17 [113.00]	10 [231.58]	13 [324.67]	*1 [81.33]	28 [243.33]
New England Patriots	32 [291.08]	12 [119.54]	32 [171.54]	20 [340.23]	19 [124.69]	16 [215.54]
New Orleans Saints	12 [345.67]	10 [131.75]	19 [213.92]	30 [385.08]	26 [136.00]	29 [249.08]
<b>New York Giants</b>	<b>26 T</b> <b>[299.08]</b>	<b>15</b> <b>[115.92]</b>	<b>31</b> <b>[183.17]</b>	<b>19</b> <b>[340.08]</b>	<b>29</b> <b>[145.83]</b>	<b>6</b> <b>[194.25]</b>
New York Jets	31 [291.33]	29 [87.33]	23 [204.00]	3 [301.17]	20 [126.25]	2 [174.92]
Philadelphia Eagles	4 [377.67]	*1 [188.92]	28 [188.75]	*1 [282.75]	7 [104.75]	3 [178.00]
Pittsburgh Steelers	14 [344.00]	9 [133.08]	20 [210.92]	6 [311.00]	4 [90.50]	19 [220.50]
San Francisco 49ers	7 [372.42]	7 [139.58]	9 [232.83]	5 [309.92]	15 [119.92]	4 [190.00]
Seattle Seahawks	16 [339.00]	28 [88.67]	2 [250.33]	18 [337.58]	21 [127.00]	12 [210.58]
Tampa Bay Buccaneers	6 [375.92]	8 [137.17]	6 [238.75]	28 [375.42]	12 [117.17]	30 [258.25]
Tennessee Titans	29 [297.33]	20 [111.42]	30 [185.92]	2 [291.92]	16 [120.08]	*1 [171.83]
Washington Commanders	5 [377.62]	3 [156.92]	16 [220.69]	16 [327.69]	27 [137.00]	5 [190.69]

\* = NFL leader | T = Tied for position

## 2024 REGULAR SEASON - DEFENSIVE TAKEAWAYS

DATE	OPPONENT	TAKEAWAY	QTR.	SCORE	YD-LINE	RESULT
09/08	Minnesota	B. Okereke FR (D. Phillips FF) D. Muasau INT (S. Darnold)	1 3	0-0 6-28	MIN-21 NYG-48	FG INT
09/15	at Washington	None				
09/22	at Cleveland	E. Chatman FR (B. Burns FF) A. Ojulari FR (D. Watson fumble)	2 4	14-7 21-15	CLV-30 NYG-46	TD Punt
09/26	Dallas	None				
10/06	at Seattle	T. Nubin FR (D. Banks FF)	3	10-10	NYG-21	TD
10/13	Cincinnati	M. McFadden FR (B. Okereke FF)	3	0-7	NYG-21	TD
10/20	Philadelphia	None				
10/28	at Pittsburgh	B. Okereke FR (B. Okereke FF)	4	18-26	PIT-37	Fumble
11/03	Washington	None				
11/10	at Carolina	D. Davidson FR (D. Phillips FF)	4	14-17	CAR-22	INT
11/24	Tampa Bay	D. Davidson FR (B. Mayfield fumble)	4	7-30	NYG-35	Downs
11/28	at Dallas	None				
12/08		--	--	--	--	--
12/15		--	--	--	--	--
12/22		--	--	--	--	--
12/28		--	--	--	--	--
01/05		--	--	--	--	--

## 2024 REGULAR SEASON - OFFENSIVE GIVEAWAYS

DATE	OPPONENT	TAKEAWAY	QTR.	SCORE	YD-LINE	RESULT
09/08	Minnesota	D. Jones INT (A. Van Ginkel) D. Jones INT (H. Smith: touchback)	3 4	6-28 6-28	NYG-10 MIN-(-2)	TD Punt
09/15	at Washington	D. Singletary fumble (B. St-Juste FF; J. Chinn FR)	3	12-9	WAS-35	FG
09/22	at Cleveland	D. Singletary fumble (S. Harris FF; R. Hickman FR)	3	21-7	NYG-45	Missed FG
09/26	Dallas	D. Jones INT (A. Oruwariye)	4	15-20	DAL-4	EOG
10/06	at Seattle	E. Gray fumble (J. Baker FF; R. Jenkins FR)	1	0-7	SEA-(-2)	TD
10/13	Cincinnati	D. Jones INT (G. Pratt)	1	0-7	CIN-3	Punt
10/20	Philadelphia	None				
10/28	at Pittsburgh	D. Jones fumble (T. Watt FF; T. Watt FR) D. Jones INT (B. Bishop Jr.)	4 4	18-26 18-26	PIT-28 PIT-29	Punt EOG
11/03	Washington	D. Jones fumble (D. Fowler FF; B. Wagner FR)	1	0-0	NYG-31	TD
11/10	at Carolina	D. Jones INT (X. Woods) D. Jones INT (J. Jewell) T. Tracy Jr. fumble (A. Robinson FF; J. Jewell FR)	2 4 5	0-10 14-17 17-17	CAR-22 CAR-9 NYG-23	Punt Punt FG
11/24	Tampa Bay	T. Tracy Jr. fumble (L. David FF; C. Kancey FR)	3	0-23	TB-5	TD
11/28	at Dallas	D. Lock INT (D. Overshown) D. Lock fumble (E. Kendricks FF; D. Overshown FR)	2 3	7-13 10-13	NYG-23 NYG-38	TD TD
12/08		--	--	--	--	--
12/15		--	--	--	--	--
12/22		--	--	--	--	--
12/28		--	--	--	--	--
01/05		--	--	--	--	--

## 2024 REGULAR SEASON - SPECIAL TEAMS/MISC GIVEAWAYS

DATE	OPPONENT	TAKEAWAY	QTR.	SCORE	YD-LINE	RESULT
09/22	at Cleveland	E. Gray fumble (T. Brown II FF; G. Delpit FR)	1	0-0	NYG-24	TD

## 2024 REGULAR SEASON - TURNOVERS

<b>Offense:</b>	16 Giveaways 48 Points (6 TD, 2 FG)	<b>Ratio</b> -8 (9 takes, 17 gives)
<b>Defense:</b>	9 Takeaways 24 Points (3 TD, 1 FG)	
<b>Special Teams:</b>	1 Giveaway 7 Points (1 TD, 0 FG) 0 Takeaways 0 Points (0 TD, 0 FG)	<b>Points Off Turnovers Ratio</b> -31 (24 scored, 55 allowed)

## 2024 REGULAR SEASON - DEFENSIVE TAKEAWAYS

DATE	OPPONENT	TAKEAWAY	QTR.	SCORE	YD-LINE	RESULT
09/08	Minnesota	B. Okereke FR (D. Phillips FF) D. Muasau INT (S. Darnold)	1 3	0-0 6-28	MIN-21 NYG-48	FG INT
09/15	at Washington	None				
09/22	at Cleveland	E. Chatman FR (B. Burns FF) A. Ojulari FR (D. Watson fumble)	2 4	14-7 21-15	CLV-30 NYG-46	TD Punt
09/26	Dallas	None				
10/06	at Seattle	T. Nubin FR (D. Banks FF)	3	10-10	NYG-21	TD
10/13	Cincinnati	M. McFadden FR (B. Okereke FF)	3	0-7	NYG-21	TD
10/20	Philadelphia	None				
10/28	at Pittsburgh	B. Okereke FR (B. Okereke FF)	4	18-26	PIT-37	Fumble
11/03	Washington	None				
11/10	at Carolina	D. Davidson FR (D. Phillips FF)	4	14-17	CAR-22	INT
11/24	Tampa Bay	D. Davidson FR (B. Mayfield fumble)	4	7-30	NYG-35	Downs
11/28	at Dallas	None				
12/08		--	--	--	--	--
12/15		--	--	--	--	--
12/22		--	--	--	--	--
12/28		--	--	--	--	--
01/05		--	--	--	--	--

## 2024 REGULAR SEASON - OFFENSIVE GIVEAWAYS

DATE	OPPONENT	TAKEAWAY	QTR.	SCORE	YD-LINE	RESULT
09/08	Minnesota	D. Jones INT (A. Van Ginkel) D. Jones INT (H. Smith: touchback)	3 4	6-28 6-28	NYG-10 MIN-(-2)	TD Punt
09/15	at Washington	D. Singletary fumble (B. St-Juste FF; J. Chinn FR)	3	12-9	WAS-35	FG
09/22	at Cleveland	D. Singletary fumble (S. Harris FF; R. Hickman FR)	3	21-7	NYG-45	Missed FG
09/26	Dallas	D. Jones INT (A. Oruwariye)	4	15-20	DAL-4	EOG
10/06	at Seattle	E. Gray fumble (J. Baker FF; R. Jenkins FR)	1	0-7	SEA-(-2)	TD
10/13	Cincinnati	D. Jones INT (G. Pratt)	1	0-7	CIN-3	Punt
10/20	Philadelphia	None				
10/28	at Pittsburgh	D. Jones fumble (T. Watt FF; T. Watt FR) D. Jones INT (B. Bishop Jr.)	4 4	18-26 18-26	PIT-28 PIT-29	Punt EOG
11/03	Washington	D. Jones fumble (D. Fowler FF; B. Wagner FR)	1	0-0	NYG-31	TD
11/10	at Carolina	D. Jones INT (X. Woods) D. Jones INT (J. Jewell) T. Tracy Jr. fumble (A. Robinson FF; J. Jewell FR)	2 4 5	0-10 14-17 17-17	CAR-22 CAR-9 NYG-23	Punt Punt FG
11/24	Tampa Bay	T. Tracy Jr. fumble (L. David FF; C. Kancey FR)	3	0-23	TB-5	TD
11/28	at Dallas	D. Lock INT (D. Overshown) D. Lock fumble (E. Kendricks FF; D. Overshown FR)	2 3	7-13 10-13	NYG-23 NYG-38	TD TD
12/08		--	--	--	--	--
12/15		--	--	--	--	--
12/22		--	--	--	--	--
12/28		--	--	--	--	--
01/05		--	--	--	--	--

## 2024 REGULAR SEASON - SPECIAL TEAMS/MISC GIVEAWAYS

DATE	OPPONENT	TAKEAWAY	QTR.	SCORE	YD-LINE	RESULT
09/22	at Cleveland	E. Gray fumble (T. Brown II FF; G. Delpit FR)	1	0-0	NYG-24	TD

## 2024 REGULAR SEASON - TURNOVERS

<b>Offense:</b>	16 Giveaways 48 Points (6 TD, 2 FG)	<b>Ratio</b> -8 (9 takes, 17 gives)
<b>Defense:</b>	9 Takeaways 24 Points (3 TD, 1 FG)	
<b>Special Teams:</b>	1 Giveaway 7 Points (1 TD, 0 FG) 0 Takeaways 0 Points (0 TD, 0 FG)	<b>Points Off Turnovers Ratio</b> -31 (24 scored, 55 allowed)

# TAKEAWAY & GIVEAWAY CHART



## 2024 REGULAR SEASON TAKEAWAY/GIVEAWAY CHART

DATE	OPPONENT	FORCED TURNOVERS				TURNOVERS CONVERTED				OUTCOME	
		FUM	INTS	TOTAL	TD	FG	PTS.	PTS. PCT.	TD PCT.	NET DIFF.	RESULT
09/08	Giants	1	1	2	0	1	3	50.0	0.0	0	L
	Vikings	0	2	2	1	0	7	50.0	100.0	0	W
09/15	Giants	0	0	0	0	0	0	0.0	0.0	-1	L
	at Commanders	1	0	1	0	1	3	100.0	0.0	+1	W
09/22	Giants	2	0	2	1	0	7	50.0	100.0	0	W
	at Browns	2	0	2	1	0	7	50.0	100.0	0	L
09/26	Giants	0	0	0	0	0	0	0.0	0.0	-1	L
	Cowboys	0	1	1	0	0	0	0.0	0.0	+1	W
10/06	Giants	1	0	1	1	0	7	100.0	100.0	0	W
	at Seahawks	1	0	1	1	0	6	100.0	100.0	0	L
10/13	Giants	1	0	1	1	0	7	100.0	100.0	0	L
	Bengals	0	1	1	0	0	0	0.0	0.0	0	W
10/20	Giants	0	0	0	0	0	0	0.0	0.0	0	L
	Eagles	0	0	0	0	0	0	0.0	0.0	0	W
10/28	Giants	1	0	1	0	0	0	0.0	0.0	-1	L
	at Steelers	1	1	2	0	0	0	0.0	0.0	+1	W
11/03	Giants	0	0	0	0	0	0	0.0	0.0	-1	L
	Commanders	1	0	1	1	0	7	100.0	100.0	+1	W
11/10	Giants	1	0	1	0	0	0	0.0	0.0	-2	L
	at Panthers	1	2	3	0	1	3	33.3	0.0	+2	W
11/24	Giants	1	0	1	0	0	0	0.0	0.0	0	L
	Buccaneers	1	0	1	1	0	7	100.0	100.0	0	W
11/28	Giants	0	0	0	0	0	0	0.0	0.0	-2	L
	at Cowboys	1	1	2	2	0	13	100.0	100.0	+2	W
12/08		--	--	--	--	--	--	--	--	--	--
12/15		--	--	--	--	--	--	--	--	--	--
12/22		--	--	--	--	--	--	--	--	--	--
12/28		--	--	--	--	--	--	--	--	--	--
01/05		--	--	--	--	--	--	--	--	--	--
	<b>GIANTS</b>	<b>8</b>	<b>1</b>	<b>9</b>	<b>3</b>	<b>1</b>	<b>24</b>	<b>44.4</b>	<b>33.3</b>	<b>-8</b>	<b>2-10</b>
	<b>OPPONENTS</b>	<b>9</b>	<b>8</b>	<b>17</b>	<b>7</b>	<b>2</b>	<b>53</b>	<b>52.9</b>	<b>41.2</b>	<b>+8</b>	<b>10-2</b>

## 2024 REGULAR SEASON TAKEAWAY/GIVEAWAY CHART

DATE	OPPONENT	FORCED TURNOVERS				TURNOVERS CONVERTED				OUTCOME	
		FUM	INTS	TOTAL	TD	FG	PTS.	PTS. PCT.	TD PCT.	NET DIFF.	RESULT
09/08	Giants	1	1	2	0	1	3	50.0	0.0	0	L
	Vikings	0	2	2	1	0	7	50.0	100.0	0	W
09/15	Giants	0	0	0	0	0	0	0.0	0.0	-1	L
	at Commanders	1	0	1	0	1	3	100.0	0.0	+1	W
09/22	Giants	2	0	2	1	0	7	50.0	100.0	0	W
	at Browns	2	0	2	1	0	7	50.0	100.0	0	L
09/26	Giants	0	0	0	0	0	0	0.0	0.0	-1	L
	Cowboys	0	1	1	0	0	0	0.0	0.0	+1	W
10/06	Giants	1	0	1	1	0	7	100.0	100.0	0	W
	at Seahawks	1	0	1	1	0	6	100.0	100.0	0	L
10/13	Giants	1	0	1	1	0	7	100.0	100.0	0	L
	Bengals	0	1	1	0	0	0	0.0	0.0	0	W
10/20	Giants	0	0	0	0	0	0	0.0	0.0	0	L
	Eagles	0	0	0	0	0	0	0.0	0.0	0	W
10/28	Giants	1	0	1	0	0	0	0.0	0.0	-1	L
	at Steelers	1	1	2	0	0	0	0.0	0.0	+1	W
11/03	Giants	0	0	0	0	0	0	0.0	0.0	-1	L
	Commanders	1	0	1	1	0	7	100.0	100.0	+1	W
11/10	Giants	1	0	1	0	0	0	0.0	0.0	-2	L
	at Panthers	1	2	3	0	1	3	33.3	0.0	+2	W
11/24	Giants	1	0	1	0	0	0	0.0	0.0	0	L
	Buccaneers	1	0	1	1	0	7	100.0	100.0	0	W
11/28	Giants	0	0	0	0	0	0	0.0	0.0	-2	L
	at Cowboys	1	1	2	2	0	13	100.0	100.0	+2	W
12/08		--	--	--	--	--	--	--	--	--	--
12/15		--	--	--	--	--	--	--	--	--	--
12/22		--	--	--	--	--	--	--	--	--	--
12/28		--	--	--	--	--	--	--	--	--	--
01/05		--	--	--	--	--	--	--	--	--	--
	<b>GIANTS</b>	<b>8</b>	<b>1</b>	<b>9</b>	<b>3</b>	<b>1</b>	<b>24</b>	<b>44.4</b>	<b>33.3</b>	<b>-8</b>	<b>2-10</b>
	<b>OPPONENTS</b>	<b>9</b>	<b>8</b>	<b>17</b>	<b>7</b>	<b>2</b>	<b>53</b>	<b>52.9</b>	<b>41.2</b>	<b>+8</b>	<b>10-2</b>

GIANTS 2024 REGULAR SEASON INSIDE 20 EFFICIENCY

GIANTS																			
Date	Opponent	Pos	TD	PAT	2-Pt.	Miss PAT	FG	FGA	Blk/		INT	Fum	Dwns	Half	Drive Ends		Score		
									MFG	MFG					Game	Pts	TD%	Pct.	Pts/Poss
09/08	Minnesota	3	0	0	0	0	1	1	0	1	0	0	1	0	0	3	0.0	33.3	1.0
09/15	at Washington	3	3	0	0	1	0	0	0	0	0	0	0	0	0	18	100.0	100.0	6.0
09/22	at Cleveland	4	3	3	0	0	0	0	0	0	0	0	0	0	1	21	75.0	75.0	5.3
09/26	Dallas	2	0	0	0	0	2	2	0	0	0	0	0	0	0	6	0.0	100.0	3.0
10/06	at Seattle	4	1	1	0	0	2	2	0	0	1	0	0	0	0	13	25.0	75.0	3.3
10/13	Cincinnati	2	1	1	0	0	0	0	0	1	0	0	0	0	0	7	50.0	50.0	3.5
10/20	Philadelphia	1	0	0	0	0	1	1	0	0	0	0	0	0	0	3	0.0	100.0	3.0
10/28	at Pittsburgh	3	0	0	0	0	2	2	0	0	1	0	0	0	0	6	0.0	66.7	2.0
11/03	Washington	3	2	1	0	0	1	1	0	0	0	0	0	0	16	66.7	100.0	5.3	
11/10	at Carolina	3	1	1	0	0	0	0	0	2	0	0	0	0	7	33.3	33.3	2.3	
11/24	Tampa Bay	3	1	1	0	0	0	0	0	0	1	0	0	1	7	33.3	33.3	2.3	
11/28	at Dallas	2	2	2	0	0	0	0	0	0	0	0	0	0	14	100.0	100.0	7.0	
12/08	New Orleans	--	--	--	--	--	--	--	--	--	--	--	--	--	--	--	--	--	--
12/15	Baltimore	--	--	--	--	--	--	--	--	--	--	--	--	--	--	--	--	--	--
12/22	at Atlanta	--	--	--	--	--	--	--	--	--	--	--	--	--	--	--	--	--	--
12/28	Indianapolis	--	--	--	--	--	--	--	--	--	--	--	--	--	--	--	--	--	--
01/05	at Philadelphia	--	--	--	--	--	--	--	--	--	--	--	--	--	--	--	--	--	--
TOTALS		33	14	10	0	1	9	9	0	4	3	1	0	2	121	42.4	69.7	3.7	

OPPONENT 2024 REGULAR SEASON INSIDE 20 EFFICIENCY

OPPONENT																			
Date	Opponent	Pos	TD	PAT	2-Pt.	Miss PAT	FG	FGA	Blk/		INT	Fum	Dwns	Half	Drive Ends		Score		
									MFG	MFG					Game	Pts	TD%	Pct.	Pts/Poss
09/08	Minnesota	2	2	2	0	0	0	0	0	0	0	0	0	0	14	100.0	100.0	7.0	
09/15	at Washington	6	0	0	0	0	6	6	0	0	0	0	0	0	18	0.0	100.0	3.0	
09/22	at Cleveland	1	1	0	1	0	0	0	0	0	0	0	0	0	8	100.0	100.0	8.0	
09/26	Dallas	1	1	1	0	0	0	0	0	0	0	0	0	0	7	100.0	100.0	7.0	
10/06	at Seattle	1	1	1	0	0	0	0	0	0	0	0	0	0	7	100.0	100.0	7.0	
10/13	Cincinnati	1	0	0	0	0	1	1	0	0	0	0	0	0	3	0.0	100.0	3.0	
10/20	Philadelphia	3	3	3	0	0	0	0	0	0	0	0	0	0	21	100.0	100.0	7.0	
10/28	at Pittsburgh	4	0	0	0	0	4	4	0	0	0	0	0	0	12	0.0	100.0	3.0	
11/03	Washington	6	3	3	0	0	2	2	0	0	0	0	0	1	27	50.0	83.3	4.5	
11/10	at Carolina	3	2	2	0	0	1	1	0	0	0	0	0	0	17	66.7	100.0	5.7	
11/24	Tampa Bay	5	4	3	0	1	1	1	0	0	0	0	0	0	30	80.0	100.0	6.0	
11/28	at Dallas	4	2	2	0	0	2	2	0	0	0	0	0	0	20	50.0	100.0	5.0	
12/08	New Orleans	--	--	--	--	--	--	--	--	--	--	--	--	--	--	--	--	--	--
12/15	Baltimore	--	--	--	--	--	--	--	--	--	--	--	--	--	--	--	--	--	--
12/22	at Atlanta	--	--	--	--	--	--	--	--	--	--	--	--	--	--	--	--	--	--
12/28	Indianapolis	--	--	--	--	--	--	--	--	--	--	--	--	--	--	--	--	--	--
01/05	at Philadelphia	--	--	--	--	--	--	--	--	--	--	--	--	--	--	--	--	--	--
TOTALS		37	19	17	1	1	17	17	0	0	0	0	0	1	184	51.4	97.3	5.0	

GIANTS 2024 REGULAR SEASON GOAL-TO-GO

GIANTS																		
Date	Opponent	Pos	TD	PAT	2-Pt.	Miss PAT	FG	FGA	Blk/MFG	INT	Fum	Dwns	Half	Drive Ends			Score	
														Game	Pts	TD%	Pct.	Pts/Poss
09/08	Minnesota	1	0	0	0	0	1	1	0	0	0	0	0	0	3	0.0	100.0	3.0
09/15	at Washington	1	1	0	0	0	0	0	0	0	0	0	0	0	6	100.0	100.0	6.0
09/22	at Cleveland	4	3	3	0	0	0	0	0	0	0	0	0	1	21	75.0	75.0	5.3
09/26	Dallas	1	0	0	0	0	1	1	0	0	0	0	0	0	3	0.0	100.0	3.0
10/06	at Seattle	2	1	1	0	0	0	0	0	0	1	0	0	0	7	50.0	50.0	3.5
10/13	Cincinnati	1	1	1	0	0	0	0	0	0	0	0	0	0	7	100.0	100.0	7.0
10/20	Philadelphia	0	0	0	0	0	0	0	0	0	0	0	0	0	0	0.0	0.0	0.0
10/28	at Pittsburgh	0	0	0	0	0	0	0	0	0	0	0	0	0	0	0.0	0.0	0.0
11/03	Washington	2	2	1	0	0	0	0	0	0	0	0	0	13	100.0	100.0	6.5	
11/10	at Carolina	1	1	1	0	0	0	0	0	0	0	0	0	7	100.0	100.0	7.0	
11/24	Tampa Bay	2	1	1	0	0	0	0	0	0	1	0	0	7	50.0	50.0	3.5	
11/28	at Dallas	2	2	2	0	0	0	0	0	0	0	0	0	14	100.0	100.0	7.0	
12/08	New Orleans	--	--	--	--	--	--	--	--	--	--	--	--	--	--	--	--	--
12/15	Baltimore	--	--	--	--	--	--	--	--	--	--	--	--	--	--	--	--	--
12/22	at Atlanta	--	--	--	--	--	--	--	--	--	--	--	--	--	--	--	--	--
12/28	Indianapolis	--	--	--	--	--	--	--	--	--	--	--	--	--	--	--	--	--
01/05	at Philadelphia	--	--	--	--	--	--	--	--	--	--	--	--	--	--	--	--	--
TOTALS		17	12	10	0	0	2	2	0	0	2	0	0	1	88	70.6	82.4	5.2

OPPONENT 2024 REGULAR SEASON GOAL-TO-GO

OPPONENT																		
Date	Opponent	Pos	TD	PAT	2-Pt.	Miss PAT	FG	FGA	INT	Fum	Dwns	Half	Drive Ends			Score		
													Game	Pts	TD%	Pct.	Pts/Poss	
09/08	Minnesota	1	1	1	0	0	0	0	0	0	0	0	0	7	100.0	100.0	7.0	
09/15	at Washington	3	0	0	0	0	3	3	0	0	0	0	0	9	0.0	100.0	3.0	
09/22	at Cleveland	1	1	0	1	0	0	0	0	0	0	0	0	8	100.0	100.0	8.0	
09/26	Dallas	1	1	1	0	0	0	0	0	0	0	0	0	7	100.0	100.0	7.0	
10/06	at Seattle	1	1	2	0	0	0	0	0	0	0	0	0	8	100.0	100.0	8.0	
10/13	Cincinnati	1	0	0	0	0	1	1	0	0	0	0	0	3	0.0	100.0	3.0	
10/20	Philadelphia	3	3	3	0	0	0	0	0	0	0	0	0	21	100.0	100.0	7.0	
10/28	at Pittsburgh	2	0	0	0	0	2	2	0	0	0	0	0	6	0.0	100.0	3.0	
11/03	Washington	4	2	2	0	0	1	1	0	0	0	0	1	17	50.0	75.0	4.3	
11/10	at Carolina	2	2	2	0	0	0	0	0	0	0	0	0	14	100.0	100.0	7.0	
11/24	Tampa Bay	4	3	2	0	1	1	1	0	0	0	0	0	23	75.0	100.0	5.8	
11/28	at Dallas	2	2	2	0	0	0	0	0	0	0	0	0	14	100.0	100.0	7.0	
12/08	New Orleans	--	--	--	--	--	--	--	--	--	--	--	--	--	--	--	--	--
12/15	Baltimore	--	--	--	--	--	--	--	--	--	--	--	--	--	--	--	--	--
12/22	at Atlanta	--	--	--	--	--	--	--	--	--	--	--	--	--	--	--	--	--
12/28	Indianapolis	--	--	--	--	--	--	--	--	--	--	--	--	--	--	--	--	--
01/05	at Philadelphia	--	--	--	--	--	--	--	--	--	--	--	--	--	--	--	--	--
TOTALS		25	16	15	1	1	8	8	0	0	0	0	1	137	64.0	96.0	5.5	

2024 REGULAR SEASON INDIVIDUAL GAME-BY-GAME STATS

FIELD GOALS:		GRAHAM GANO									
DATE	OPP.	0-19	20-29	30-39	40-49	50+	TOTAL	FGM	FGA	PCT	LG
09/08	Minnesota	0/0	1/1	0/0	0/0	1/1	2/2	2	2	100.0%	50
09/15	at Washington	0/0	0/0	0/0	0/0	0/0	0/0	0	0	0.0%	0
09/22	at Cleveland	INJURED RESERVE									
09/26	Dallas	INJURED RESERVE									
10/06	at Seattle	INJURED RESERVE									
10/13	Cincinnati	INJURED RESERVE									
10/20	Philadelphia	INJURED RESERVE									
10/28	at Pittsburgh	INJURED RESERVE									
11/03	Washington	INJURED RESERVE									
11/10	at Carolina	0/0	0/0	0/0	1/2	0/0	1/2	1	2	50.0%	42
11/24	Tampa Bay	0/0	0/0	0/0	0/0	0/0	0/0	0	0	0.0%	0
11/28	at Dallas	0/0	0/0	0/0	2/2	0/0	2/2	2	2	100.0%	47
12/08	New Orleans	INJURED RESERVE									
12/15	Baltimore	INJURED RESERVE									
12/22	at Atlanta	INJURED RESERVE									
12/28	Indianapolis	INJURED RESERVE									
01/05	at Philadelphia	INJURED RESERVE									
<b>TOTALS</b>		0/0	1/1	0/0	3/4	1/1	5/6	5	6	83.3%	50

2024 REGULAR SEASON INDIVIDUAL GAME-BY-GAME STATS

PUNTING:		JAMIE GILLAN								MATT HAACK							
DATE	OPP.	NO.	YDS	AVG	TB	IN 20	LG	NET	BLK	NO.	YDS	AVG	TB	IN 20	LG	NET	BLK
09/08	Minnesota	6	277	46.2	0	4	54	46.2	0	NOT ON ROSTER							
09/15	at Washington	2	87	43.5	0	1	60	31.5	0	NOT ON ROSTER							
09/22	at Cleveland	7	361	51.6	2	2	67	40.4	0	NOT ON ROSTER							
09/26	Dallas	1	44	44.0	0	1	44	44.0	0	NOT ON ROSTER							
10/06	at Seattle	4	186	46.5	0	1	59	44.8	0	NOT ON ROSTER							
10/13	Cincinnati	ON INACTIVE LIST								Giants							
10/20	Philadelphia	ON INACTIVE LIST								Giants							
10/28	at Pittsburgh	ON INACTIVE LIST								4	192	48.0	1	2	66	24.8	0
11/03	Washington	ON INACTIVE LIST								2	92	46.0	0	1	60	42.0	0
11/10	at Carolina	5	204	40.8	0	4	46	37.0	0	PRACTICE SQUAD							
11/24	Tampa Bay	4	168	42.0	0	3	53	38.3	0	Bills							
11/28	at Dallas	5	228	45.6	0	2	54	46.2	0	Giants							
12/08	New Orleans																
12/15	Baltimore																
12/22	at Atlanta																
12/28	Indianapolis																
01/05	at Philadelphia																
TOTALS		34	1,555	45.7	2	18	67	41.6	0	6	284	47.3	1	3	66	30.5	0



BY GIANTS

BY OPPONENT

PASSING

510 yards, Eli Manning vs. Tampa Bay, Sep. 16, 2012	<b>500 YARDS PASSING</b>	505 yards, Drew Brees @ New Orleans, Nov. 1, 2015
41 att., Daniel Jones vs. Cincinnati, Oct. 13, 2024	<b>40+ PASS ATTEMPTS</b>	40 att., Geno Smith @ Seattle, Oct. 6, 2024
51 att., Daniel Jones vs. L.A. Rams, Oct. 17, 2021	<b>50+ PASS ATTEMPTS</b>	50 att., Carson Wentz @ Philadelphia, Dec. 9, 2019
402 yards, Daniel Jones @ New Orleans, Oct. 3, 2021	<b>400 YARDS PASSING</b>	404 yards, Dak Prescott @ Dallas, Nov. 12, 2023
319 yards, Tyrod Taylor vs. L.A. Rams, Dec. 31, 2023	<b>300 YARDS PASSING</b>	317 yards, Matthew Stafford vs. L.A. Rams, Dec. 31, 2023
6 tds, Eli Manning: (2, 1, 2, 50, 9, 20) @ New Orleans, Nov. 1, 2015	<b>SIX TOUCHDOWN PASSES</b>	* Never Has Happened *

* Never Has Happened *	<b>SEVEN TOUCHDOWN PASSES</b>	7 tds, Drew Brees: (34, 26, 53, 2, 21, 20, 9) @ New Orleans, Nov. 1, 2015
5 tds, Daniel Jones @ Washington, Dec. 22, 2019	<b>FIVE+ TOUCHDOWN PASSES</b>	5 tds, Cam Newton vs. Carolina, Dec. 20, 2015
5 tds, Daniel Jones: (23, 33, 10, 9, 3) @ Washington, Dec. 22, 2019	<b>FIVE TOUCHDOWN PASSES</b>	5 tds, Cam Newton: (3, 37, 14, 20, 14) vs. Carolina, Dec. 20, 2015
4 tds, Daniel Jones: (5, 39, 61, 15) @ N.Y. Jets, Nov. 10, 2019	<b>FOUR TOUCHDOWN PASSES</b>	4 tds, Dak Prescott: (1, 10, 41, 12) @ Dallas, Nov. 12, 2023
3 tds, Tommy DeVito: (24, 40, 5) @ Washington, Nov. 19, 2023	<b>THREE TOUCHDOWN PASSES</b>	3 tds, Derek Carr: (7, 23, 1) @ New Orleans, Dec. 17, 2023

2 ints, Xavier McKinney vs. Philadelphia, Jan. 7, 2024	<b>TWO INTERCEPTION GAME</b>	2 ints, Bobby McCain vs. Washington, Jan. 9, 2022
--	------------------------------	---

RUSHING

200 yards, Ahmad Bradshaw vs. Cleveland, Oct. 7, 2012	<b>200+ YARDS RUSHING</b>	206 yards, Jonathan Stewart vs. Carolina, Dec. 27, 2009
200 yards, Ahmad Bradshaw vs. Cleveland, Oct. 7, 2012	<b>200 YARDS RUSHING</b>	206 yards, Jonathan Stewart vs. Carolina, Dec. 27, 2009
152 yards, Saquon Barkley vs. Houston, Nov. 13, 2022	<b>150-199 YARDS RUSHING</b>	153 yards, Chuba Hubbard @ Carolina, Nov. 10, 2024
103 yards, Tyrone Tracy Jr. @ Carolina, Nov. 10, 2024	<b>100 YARDS RUSHING</b>	112 yards, Rico Dowdle @ Dallas, Nov. 28, 2024
103 yards, Tyrone Tracy Jr. @ Carolina, Nov. 10, 2024	<b>100-149 YARDS RUSHING</b>	112 yards, Rico Dowdle @ Dallas, Nov. 28, 2024
110 yards/107 yards, Saquon Barkley/Daniel Jones @ Jacksonville, Oct. 23, 2022	<b>TWO 100-YARD RUSHERS</b>	140 yards/107 yards, Marshawn Lynch/Russell Wilson @ Seattle, Nov. 9, 2014
Rodney Hampton vs. New Orleans, Sep. 24, 1995	<b>FOUR TOUCHDOWNS RUSHING</b>	4 tds, Marshawn Lynch: (1, 2, 3, 16) @ Seattle, Nov. 9, 2014
3 tds, Ahmad Bradshaw: (1, 1, 1) vs. Buffalo, Oct. 16, 2011	<b>THREE TOUCHDOWNS RUSHING</b>	3 tds, Kyren Williams: (4, 2, 28) vs. L.A. Rams, Dec. 31, 2023

2 tds, Saquon Barkley: (2, 3) vs. Philadelphia, Jan. 7, 2024	<b>TWO TOUCHDOWNS RUSHING</b>	2 tds, Jalen Hurts: (1, 1) vs. Philadelphia, Oct. 20, 2024
Ahmad Bradshaw: (4, 10)/Brandon Jacobs: (8, 28) vs. Washington, Dec. 5, 2010	<b>TWO PLAYERS WITH TWO TD RUSHING</b>	* Never Has Happened *

Gary Brightwell: (2)/Daniel Bellinger: (2)/Saquon Barkley: (2) @ Green Bay, Oct. 9, 2022	<b>THREE PLAYERS WITH ONE TD RUSHING</b>	Baker Mayfield: (10)/Sean Tucker: (1)/Bucky Irving: (6)/Rachaad White: (1) vs. Tampa Bay, Nov. 24, 2024
152 yards, Saquon Barkley vs. Houston, Nov. 13, 2022	<b>150 YARDS RUSHING</b>	153 yards, Chuba Hubbard @ Carolina, Nov. 10, 2024
36 att., Saquon Barkley vs. N.Y. Jets, Oct. 29, 2023	<b>30+ RUSHING ATTEMPTS</b>	33 att., Derrick Henry vs. Tennessee, Dec. 16, 2018
301 yards vs. Carolina, Dec. 21, 2008	<b>300 YARDS RUSHING (TEAM)</b>	350 yards @ Seattle, Nov. 9, 2014
209 yards vs. Green Bay, Dec. 11, 2023	<b>200 YARDS RUSHING (TEAM)</b>	269 yards vs. Philadelphia, Oct. 20, 2024

RECEIVING

113 yards/100 yards, Evan Engram/Sterling Shepard @ Tampa Bay, Sep. 22, 2019	<b>TWO 100-YARD RECEIVERS</b>	173 yards/151 yards, Brandin Cooks/CeeDee Lamb @ Dallas, Nov. 12, 2023
222 yards, Odell Beckham Jr. vs. Baltimore, Oct. 16, 2016	<b>200 YARDS RECEIVING</b>	241 yards, Gary Clark vs. Washington, Oct. 27, 1986
108 yards, Darius Slayton @ Pittsburgh, Oct. 28, 2024	<b>100 YARDS RECEIVING</b>	118 yards, Puka Nacua vs. L.A. Rams, Dec. 31, 2023
Earnest Gray at St. Louis (Cardinals), Sep. 7, 1980	<b>FOUR TOUCHDOWN RECEPTIONS</b>	4 tds, Joe Horn: (50, 13, 7, 18) @ New Orleans, Dec. 14, 2003

* Never Has Happened *	<b>FIVE TOUCHDOWN RECEPTIONS</b>	* Never Has Happened *
3 tds, Odell Beckham Jr.: (2, 1, 50) @ New Orleans, Nov. 1, 2015	<b>THREE TOUCHDOWN RECEPTIONS</b>	3 tds, Mike Evans: (21, 3, 20) @ Tampa Bay, Sep. 22, 2019

2 tds, Malik Nabers: (3, 5) @ Cleveland, Sep. 22, 2024	<b>TWO TOUCHDOWN RECEPTIONS</b>	2 tds, Terry McLaurin: (1, 18) vs. Washington, Nov. 3, 2024
Darius Slayton: (5, 39)/Golden Tate III: (61, 15) @ N.Y. Jets, Nov. 10, 2019	<b>TWO PLAYERS WITH TWO TD RECEPTIONS</b>	Willie Snead: (34, 2)/Brandin Cooks: (26, 21) @ New Orleans, Nov. 1, 2015

189 yards, Kadarius Toney @ Dallas, Oct. 10, 2021	<b>150 YARDS RECEIVING</b>	173/151 yards, Brandin Cooks/CeeDee Lamb @ Dallas, Nov. 12, 2023
---	----------------------------	--

12 / 11 , Malik Nabers/Wan'Dale Robinson vs. Dallas, Sep. 26, 2024	<b>10 OR MORE RECEPTIONS</b>	11 , CeeDee Lamb @ Dallas, Nov. 12, 2023
--	------------------------------	--

108 yards, Darius Slayton @ Pittsburgh, Oct. 28, 2024	<b>100-149 YARDS RECEIVING</b>	118 yards, Puka Nacua vs. L.A. Rams, Dec. 31, 2023
---	--------------------------------	--

189 yards, Kadarius Toney @ Dallas, Oct. 10, 2021	<b>150-199 YARDS RECEIVING</b>	173 yards/151 yards, Brandin Cooks/CeeDee Lamb @ Dallas, Nov. 12, 2023
222 yards, Odell Beckham Jr. vs. Baltimore, Oct. 16, 2016	<b>200-299 YARDS RECEIVING</b>	* Never Has Happened *
<b>DEFENSE</b>		
76 yards, Adoree' Jackson @ Philadelphia, Dec. 25, 2023	<b>INTERCEPTED PASS RETURNED FOR A TOUCHDOWN</b>	23 yards, DeMarvion Overshown @ Dallas, Nov. 28, 2024
1 yards, Kayvon Thibodeaux @ Washington, Dec. 18, 2022	<b>FUMBLE RETURNED FOR A TOUCHDOWN</b>	99 yards, Rayshawn Jenkins @ Seattle, Oct. 6, 2024
Sam Darnold intentional grounding in end zone, vs. Carolina, Oct. 24, 2021	<b>SAFETY SCORED</b>	Devontae Booker tackled in end zone by Angelo Blackson, @ Chicago, Jan. 2, 2022
@ Tampa Bay, Sep. 27, 2009	<b>SHUTOUT</b>	vs. Dallas, Sep. 10, 2023
6.0 sk, Osi Umenyiora vs. Philadelphia, Sep. 30, 2007	<b>FIVE+ SACK GAME</b>	5.0 sk, Haason Reddick vs. Arizona, Dec. 13, 2020
6.0 sk, Osi Umenyiora vs. Philadelphia, Sep. 30, 2007	<b>SIX+ SACK GAME</b>	* Never Has Happened *
* Never Has Happened *	<b>FIVE SACK GAME</b>	5.0 sk, Haason Reddick vs. Arizona, Dec. 13, 2020
4.0 sk, Justin Tuck @ Washington, Dec. 1, 2013	<b>FOUR SACK GAME</b>	4.0 sk, Chandler Jones vs. Arizona, Oct. 20, 2019
3.0 sk, Dexter Lawrence II @ Seattle, Oct. 6, 2024	<b>THREE SACK GAME</b>	3.0 sk, Tanoh Kpassagnon @ New Orleans, Dec. 17, 2023
2.0 sk, Azeez Ojulari @ Pittsburgh, Oct. 28, 2024	<b>TWO SACK GAME</b>	2.0 sk, Dante Fowler vs. Washington, Nov. 3, 2024
2 fr, Trevin Wade @ Tampa Bay, Nov. 8, 2015	<b>TWO OPPONENT FUMBLE RECOVERIES</b>	* Never Has Happened *
76t yards, Adoree' Jackson @ Philadelphia, Dec. 25, 2023	<b>70+ YARD INTERCEPTION RETURN</b>	97t yards, Devon Witherspoon vs. Seattle, Oct. 2, 2023
2 ints, Xavier McKinney vs. Philadelphia, Jan. 7, 2024	<b>TWO INTERCEPTIONS</b>	2 ints, Bobby McCain vs. Washington, Jan. 9, 2022
* Never Has Happened *	<b>THREE INTERCEPTIONS</b>	3 ints, Darren Sharper vs. Minnesota, Nov. 13, 2005
4 to @ Chicago, Jan. 2, 2022	<b>FORCED FOUR TURNOVERS</b>	4 to vs. Philadelphia, Jan. 7, 2024
5 to vs. San Francisco, Nov. 16, 2014	<b>FORCED FIVE+ TURNOVERS</b>	6 to @ Washington, Nov. 19, 2023
2 to @ Dallas, Nov. 28, 2024	<b>AT LEAST ONE TURNOVER</b>	1 to vs. Tampa Bay, Nov. 24, 2024
4 to vs. Philadelphia, Jan. 7, 2024	<b>FORCED THREE+ TURNOVERS</b>	3 to @ Carolina, Nov. 10, 2024
<b>SPECIAL TEAMS</b>		
100 yards, Dwayne Harris vs. Dallas, Oct. 25, 2015	<b>KICKOFF RETURNED FOR A TOUCHDOWN</b>	103 yards, Brandon Wilson @ Cincinnati, Nov. 29, 2020
94 yards, Gunner Olszewski vs. L.A. Rams, Dec. 31, 2023	<b>PUNT RETURNED FOR A TOUCHDOWN</b>	73 yards, Calvin Austin III @ Pittsburgh, Oct. 28, 2024
Janoris Jenkins [Johnathan Hankins blocked] vs. New Orleans, Sep. 18, 2016	<b>BLOCKED FIELD GOAL RETURNED FOR A TOUCHDOWN</b>	Juanyeh Thomas vs. Dallas, Sep. 10, 2023
in endzone, Eli Penny [blocked by Michael Thomas] vs. Arizona, Oct. 20, 2019	<b>BLOCKED PUNT RETURNED FOR A TOUCHDOWN</b>	6 yards, Chase Winovich @ New England, Oct. 10, 2019
52 yards, Greg Joseph vs. Dallas, Sep. 26, 2024	<b>MADE FIELD GOAL OF 50 YARDS OR LONGER</b>	53 yards, Eddy Piñeiro @ Carolina, Nov. 10, 2024
Kerry Wynn @ Denver, Oct. 15, 2017	<b>BLOCKED FIELD GOAL</b>	Adam Gotsis @ Denver, Oct. 15, 2017
Jamie Gillan @ Minnesota, Dec. 24, 2022	<b>BLOCKED PUNT</b>	Arryn Siposs vs. Philadelphia, Dec. 11, 2022
22-yard TD pass, Jeff Hostetler to Carl Banks, at Philadelphia, Oct. 8, 1989	<b>FAKE FIELD GOAL ATTEMPT</b>	Shaun Suisham, vs. Pittsburgh, Nov. 4, 2012
Jamie Gillan @ Washington, Sep. 15, 2024	<b>MISSED POINT AFTER TOUCHDOWN ATTEMPT</b>	Chase McLaughlin vs. Tampa Bay, Nov. 24, 2024
Riley Patterson [Nick McCloud blocked] @ Jacksonville, Oct. 23, 2022	<b>POINT AFTER TOUCHDOWN ATTEMPT BLOCKED</b>	Graham Gano [John Cominsky blocked] vs. Detroit, Nov. 20, 2022
Keion Crossen @ L.A. Chargers, Dec. 12, 2021	<b>SUCCESSFUL ONSIDE KICK</b>	Daniel Brown vs. Chicago, Dec. 2, 2018
5 fg, Greg Joseph: (52, 41, 38, 22, 42) vs. Dallas, Sep. 26, 2024	<b>FIVE FIELD GOALS</b>	7 fg, Austin Seibert: (27, 45, 26, 27, 29, 33, 30) @ Washington, Sep. 15, 2024
* Never Has Happened *	<b>SIX FIELD GOALS</b>	7 fg, Austin Seibert: (27, 45, 26, 27, 29, 33, 30) @ Washington, Sep. 15, 2024
52 yards, Greg Joseph vs. Dallas, Sep. 26, 2024	<b>50-59 YARD FIELD GOAL</b>	53 yards, Eddy Piñeiro @ Carolina, Nov. 10, 2024
<b>TEAM/MISCELLANEOUS</b>		
604 yards vs. Tampa Bay, Sep. 16, 2022	<b>600 TOTAL YARDS OF OFFENSE</b>	608 yards @ New Orleans, Nov. 1, 2015
552 yards @ Washington, Dec. 22, 2019	<b>500 TOTAL YARDS OF OFFENSE</b>	524 yards @ Miami, Oct. 8, 2023
420 yards @ Seattle, Oct. 6, 2024	<b>400 TOTAL YARDS OF OFFENSE</b>	451 yards vs. Tampa Bay, Nov. 24, 2024
vs. Dallas, Oct. 25, 2015	<b>TOUCHDOWN ON OFFENSE, DEFENSE AND SPECIAL TEAMS</b>	vs. Dallas, Sep. 10, 2023
Saquon Barkley @ Philadelphia, Dec. 25, 2023	<b>MADE TWO-POINT CONVERSION</b>	Deshaun Watson @ Cleveland, Sep. 22, 2024
Daniel Jones/Daniel Jones vs. Washington, Nov. 3, 2024	<b>FAILED TWO-POINT CONVERSION</b>	Jayden Reed vs. Green Bay, Dec. 11, 2023
52 vs. New Orleans, Dec. 9, 2012	<b>50 POINTS</b>	51 vs. L.A. Rams, Nov. 5, 2017
@ New Orleans, Oct. 3, 2021	<b>OVERTIME WIN</b>	@ Carolina, Nov. 10, 2024

vs. Washington, Dec. 4, 2022	<b>OVERTIME TIE</b>	vs. Washington, Dec. 4, 2022
Giants 0 vs. Washington 6 , Jan. 9, 2022	<b>SCORELESS FIRST HALF</b>	Philadelphia 0 vs. Giants 3 , Nov. 28, 2021
Giants 0 at Chicago 7 , Jan. 2, 2022	<b>SCORELESS SECOND HALF</b>	Giants 20 vs. Carolina 0 , Oct. 24, 2021
@ Tampa Bay, Sep. 27, 2009	<b>SHUTOUT ON THE ROAD</b>	@ Arizona, Dec. 24, 2017
vs. Chicago, Dec. 2, 2018	<b>OVERTIME WIN AT HOME</b>	vs. N.Y. Jets, Oct. 29, 2023
0 to vs. Philadelphia, Oct. 20, 2024	<b>NO TURNOVERS</b>	0 to @ Dallas, Nov. 28, 2024
vs. Green Bay, Dec. 11, 2023	<b>NO SACKS/NO INTERCEPTIONS ALLOWED</b>	@ Dallas, Nov. 28, 2024
31 (second half) @ Arizona, Sep. 17, 2023	<b>30 ONE-HALF POINTS</b>	31 (second half) @ Philadelphia, Dec. 26, 2021

**LAST TIME IT HAPPENED - SEASON**

**OFFENSE**

- 1,000 YARD RUSHER
  - 300 RUSHING ATTEMPTS
  - 5 100-YARD RUSHING GAMES
  - 10 RUSHING TDS
  - 600 PASS ATTEMPTS
  - 500 PASS ATTEMPTS
  - 300 PASS COMPLETIONS
  - 4,000 YARDS PASSING
  - 5 GAMES WITH 300 YARDS
  - 30 TOUCHDOWN PASSES
  - MOST CONSECUTIVE GAMES WITH A TD PASS
  - 100 RECEPTIONS
  - 1,000 RECEIVING YARDS
  - 10 RECEIVING TDS
- DEFENSE**
- 10 INTERCEPTIONS
  - 2 DEFENSIVE TDS
  - 5 FORCED FUMBLES
  - 10+ SACKS
- SPECIAL TEAMS**
- 50 KICKOFF RETURNS
  - 30-YARD AVG. KICKOFF RETURN
  - 1,000 KICKOFF RETURN YARDS
  - 2 KICKOFF RETURN TDS
  - 50 PUNT RETURNS
  - 500 PUNT RETURN YARDS
  - 15-YARD PUNT RETURN AVG
  - 2 PUNT RETURNS FOR TD

- Saquon Barkley, 2019, 1,003 yards
  - Tiki Barber, 2006, 327 attempts
  - Saquon Barkley, 2018, (7)
  - Saquon Barkley, 2018, 11 touchdowns
  - Eli Manning, 2015, 618 attempts
  - Eli Manning, 2018, 576 attempts
  - Eli Manning, 2018, 380 completions
  - Eli Manning, 2018, 4,299 yards
  - Daniel Jones, 2019, (5)
  - Eli Manning, 2015, 35 touchdowns
  - Daniel Jones, 2019, (12)
  - Odell Beckham Jr., 2016, 101 receptions
  - Odell Beckham Jr., 2018, 1,052 yards
  - Odell Beckham Jr., 2016, 10 touchdowns
- 
- Willie Williams, 1968, 11 interceptions
  - Alec Ogletree, 2018, 2 touchdowns
  - Osi Umenyiora, 2010, 10 forced fumbles & Justin Tuck, 2010, 6 forced fumbles
  - Kayvon Thibodeaux, 2023, 11.5 sacks
- 
- David Wilson, 2012, 57 returns
  - John Counts, 1962, 30.2 yard average
  - David Wilson, 2012, 1,533 yards
  - Never Happened
  - Phil McConkey, 1985, 53 returns
  - Tiki Barber, 1999, 506 yards
  - Amani Toomer, 1996, 16.6 yard average
  - Amani Toomer, 1996, 2 touchdowns

# WEEK 1

MetLife Stadium



28-6



## MINNESOTA VIKINGS

PASSING	ATT	CP	YDS	SK/YD	TD	LG	INT	RTG
Sam Darnold	24	19	208	1/7	2	44	1	113.2
<b>TOTAL</b>	<b>24</b>	<b>19</b>	<b>208</b>	<b>1/7</b>	<b>2</b>	<b>44</b>	<b>1</b>	<b>113.2</b>

RUSHING	ATT	YDS	AVG	LG	TD
Aaron Jones Sr.	14	94	6.7	19	1
Ty Chandler	8	17	2.1	6	0
Sam Darnold	3	3	1.0	3	0
Myles Gaskin	1	-3	-3.0	-3	0
<b>TOTAL</b>	<b>26</b>	<b>111</b>	<b>4.3</b>	<b>19</b>	<b>1</b>

RECEIVING	NO	YDS	AVG	LG	TD
Justin Jefferson	4	59	14.8	44	1
Jordan Addison	3	35	11.7	16	0
Ty Chandler	3	25	8.3	10	0
Josh Oliver	2	27	13.5	22	0
Aaron Jones Sr.	2	15	7.5	9	0
Johnny Mundt	2	15	7.5	9	0
C.J. Ham	2	11	5.5	8	0
Jalen Nailor	1	21	21.0	21†	1
<b>TOTAL</b>	<b>19</b>	<b>208</b>	<b>10.9</b>	<b>44</b>	<b>2</b>

TOP DEFENSE	TOT	SOLO	AST	SCK	YDS	INT
Byron Murphy Jr.	9	8	1	0.0	0.0	0
Harrison Smith	7	3	4	0.0	0.0	1
Blake Cashman	6	4	2	0.0	0.0	0

FIELD GOALS	FGM/FGA	PERCENT	RESULTS
	No Field Goals		

## NEW YORK GIANTS

PASSING	ATT	CP	YDS	SK/YD	TD	LG	INT	RTG
Daniel Jones	42	22	186	5/20	0	25	2	44.3
<b>TOTAL</b>	<b>42</b>	<b>22</b>	<b>186</b>	<b>5/20</b>	<b>0</b>	<b>25</b>	<b>2</b>	<b>44.3</b>

RUSHING	ATT	YDS	AVG	LG	TD
Devin Singletary	10	37	3.7	7	0
Daniel Jones	6	15	2.5	7	0
Wan'Dale Robinson	1	14	14.0	14	0
Eric Gray	2	6	3.0	6	0
Tyrone Tracy Jr.	2	2	1.0	2	0
<b>TOTAL</b>	<b>21</b>	<b>74</b>	<b>3.5</b>	<b>14</b>	<b>0</b>

RECEIVING	NO	YDS	AVG	LG	TD
Wan'Dale Robinson	6	44	7.3	15	0
Malik Nabers	5	66	13.2	25	0
Devin Singletary	4	15	3.8	12	0
Darius Slayton	3	26	8.7	11	0
Theo Johnson	1	18	18.0	18	0
Eric Gray	1	9	9.0	9	0
Tyrone Tracy Jr.	1	5	5.0	5	0
Daniel Bellinger	1	3	3.0	3	0
<b>TOTAL</b>	<b>22</b>	<b>186</b>	<b>8.5</b>	<b>25</b>	<b>0</b>

TOP DEFENSE	TOT	SOLO	AST	SCK	YDS	INT
Darius Muasau	6	5	1	0.0	0.0	1
Tyler Nubin	6	5	1	0.0	0.0	0
Rakeem Nuñez-Roches	5	3	2	0.0	0.0	0

FIELD GOALS	FGM/FGA	PERCENT	RESULTS
Graham Gano	2-2	100.0	23G, 50G
<b>TOTAL</b>	<b>2-2</b>	<b>100.0</b>	

## SCORING DRIVES

TEAM	QTR	TIME	SCORING PLAY	MIN	NYG
Giants	1	07:16	G.Gano 23 yd. Field Goal (7-15, 4:07)	0	3
Vikings	1	03:50	A.Jones 3 yd. run (W.Reichard kick) (5-65, 3:26)	7	3
Vikings	2	06:55	J.Jefferson 3 yd. pass from S.Darnold (W.Reichard kick) (11-99, 6:44)	14	3
Vikings	3	12:08	J.Nailor 21 yd. pass from S.Darnold (W.Reichard kick) (6-70, 2:52)	21	3
Giants	3	06:08	G.Gano 50 yd. Field Goal (11-39, 6:00)	21	6
Vikings	3	04:22	A.Van Ginkel 10 yd. interception return (W.Reichard kick)	28	6

# WEEK 2

Northwest Stadium



21-18



## WASHINGTON COMMANDERS

PASSING	ATT	CP	YDS	SK/YD	TD	LG	INT	RTG
Jayden Daniels	29	23	226	5/16	0	34	0	99.1
<b>TOTAL</b>	<b>29</b>	<b>23</b>	<b>226</b>	<b>5/16</b>	<b>0</b>	<b>34</b>	<b>0</b>	<b>99.1</b>

RUSHING	ATT	YDS	AVG	LG	TD
Brian Robinson Jr.	17	133	7.8	40	0
Jayden Daniels	10	44	4.4	14	0
Austin Ekeler	8	38	4.8	13	0
<b>TOTAL</b>	<b>35</b>	<b>215</b>	<b>6.1</b>	<b>40</b>	<b>0</b>

RECEIVING	NO	YDS	AVG	LG	TD
Terry McLaurin	6	22	3.7	12	0
Zach Ertz	4	62	15.5	21	0
Noah Brown	3	56	18.7	34	0
Austin Ekeler	3	47	15.7	27	0
Olamide Zaccheaus	3	14	4.7	8	0
Dyami Brown	2	17	8.5	12	0
John Bates	1	5	5.0	5	0
Brian Robinson Jr.	1	3	3.0	3	0
<b>TOTAL</b>	<b>23</b>	<b>226</b>	<b>9.8</b>	<b>34</b>	<b>0</b>

TOP DEFENSE	TOT	SOLO	AST	SCK	YDS	INT
Frankie Luvu	11	7	4	0.0	0.0	0
Bobby Wagner	9	5	4	0.0	0.0	0
Benjamin St-Juste	6	5	1	0.0	0.0	0

FIELD GOALS	FGM/FGA	PERCENT	RESULTS
Austin Seibert	7-7	100.0	27G, 45G, 26G, 27G, 29G, 33G, 30G
<b>TOTAL</b>	<b>7-7</b>	<b>100.0</b>	

## NEW YORK GIANTS

PASSING	ATT	CP	YDS	SK/YD	TD	LG	INT	RTG
Daniel Jones	28	16	178	1/3	2	28	0	100.0
<b>TOTAL</b>	<b>28</b>	<b>16</b>	<b>178</b>	<b>1/3</b>	<b>2</b>	<b>28</b>	<b>0</b>	<b>100.0</b>

RUSHING	ATT	YDS	AVG	LG	TD
Devin Singletary	16	95	5.9	22	1
Daniel Jones	5	32	6.4	9	0
Tyrone Tracy Jr.	1	2	2.0	2	0
<b>TOTAL</b>	<b>22</b>	<b>129</b>	<b>5.9</b>	<b>22</b>	<b>1</b>

RECEIVING	NO	YDS	AVG	LG	TD
Malik Nabers	10	127	12.7	28	1
Darius Slayton	3	33	11.0	19	0
Wan'Dale Robinson	2	18	9.0	11	1
Devin Singletary	1	0	0.0	0	0
<b>TOTAL</b>	<b>16</b>	<b>178</b>	<b>11.1</b>	<b>28</b>	<b>2</b>

TOP DEFENSE	TOT	SOLO	AST	SCK	YDS	INT
Micah McFadden	13	8	5	1.0	0.0	0
Dru Phillips	12	7	5	1.0	5.0	0
Jason Pinnock	9	8	1	2.0	8.0	0

FIELD GOALS	FGM/FGA	PERCENT	RESULTS
			No Field Goals

## SCORING DRIVES

TEAM	QTR	TIME	SCORING PLAY	NYG	WAS
Commanders	1	05:24	A.Seibert 27 yd. Field Goal (16-64, 9:36)	0	3
Giants	1	01:06	D.Singletary 7 yd. run (kick failed, wr) (7-53, 4:18)	6	3
Commanders	2	10:37	A.Seibert 45 yd. Field Goal (10-43, 5:29)	6	6
Commanders	2	01:50	A.Seibert 26 yd. Field Goal (14-74, 6:26)	6	9
Giants	2	00:08	M.Nabers 4 yd. pass from D.Jones (pass failed) (10-69, 1:42)	12	9
Commanders	3	07:58	A.Seibert 27 yd. Field Goal (9-56, 4:51)	12	12
Commanders	3	02:47	A.Seibert 29 yd. Field Goal (9-59, 4:38)	12	15
Giants	4	11:32	W.Robinson 7 yd. pass from D.Jones (pass failed) (13-70, 6:15)	18	15
Commanders	4	07:12	A.Seibert 33 yd. Field Goal (9-45, 4:20)	18	18
Commanders	4	00:00	A.Seibert 30 yd. Field Goal (8-65, 2:04)	18	21

# WEEK 3

Huntington Bank Field



21-15



## NEW YORK GIANTS

PASSING	ATT	CP	YDS	SK/YD	TD	LG	INT	RTG
Daniel Jones	34	24	236	2/8	2	28	0	109.4
Malik Nabers	1	0	0	0/0	0	0	0	39.6
<b>TOTAL</b>	<b>35</b>	<b>24</b>	<b>236</b>	<b>2/8</b>	<b>2</b>	<b>28</b>	<b>0</b>	<b>106.4</b>

RUSHING	ATT	YDS	AVG	LG	TD
Devin Singletary	16	65	4.1	43	1
Tyrone Tracy Jr.	5	23	4.6	6	0
Daniel Jones	8	20	2.5	8	0
Malik Nabers	2	4	2.0	2	0
Eric Gray	1	0	0.0	0	0
<b>TOTAL</b>	<b>32</b>	<b>112</b>	<b>3.5</b>	<b>43</b>	<b>1</b>

RECEIVING	NO	YDS	AVG	LG	TD
Malik Nabers	8	78	9.8	28	2
Wan'Dale Robinson	7	61	8.7	20	0
Devin Singletary	4	43	10.8	23	0
Tyrone Tracy Jr.	2	17	8.5	12	0
Daniel Bellinger	1	17	17.0	17	0
Theo Johnson	1	13	13.0	13	0
Darius Slayton	1	7	7.0	7	0
<b>TOTAL</b>	<b>24</b>	<b>236</b>	<b>9.8</b>	<b>28</b>	<b>2</b>

TOP DEFENSE	TOT	SOLO	AST	SCK	YDS	INT
Cor'Dale Flott	10	7	3	0.0	0.0	0
Bobby Okereke	8	1	7	0.5	1.0	0
Micah McFadden	6	5	1	0.5	4.0	0

FIELD GOALS	FGM/FGA	PERCENT	RESULTS
Greg Joseph	0-1	0.0	48WR
<b>TOTAL</b>	<b>0-1</b>	<b>0.0</b>	

## CLEVELAND BROWNS

PASSING	ATT	CP	YDS	SK/YD	TD	LG	INT	RTG
Deshaun Watson	37	21	196	8/48	2	24T	0	89.5
<b>TOTAL</b>	<b>37</b>	<b>21</b>	<b>196</b>	<b>8/48</b>	<b>2</b>	<b>24T</b>	<b>0</b>	<b>89.5</b>

RUSHING	ATT	YDS	AVG	LG	TD
Jerome Ford	10	37	3.7	12	0
Deshaun Watson	4	26	6.5	14	0
D'Onta Foreman	2	5	2.5	3	0
Jameis Winston	2	1	0.5	1	0
<b>TOTAL</b>	<b>18</b>	<b>69</b>	<b>3.8</b>	<b>14</b>	<b>0</b>

RECEIVING	NO	YDS	AVG	LG	TD
Amari Cooper	7	86	12.3	24T	2
Jordan Akins	4	29	7.3	10	0
Jerry Jeudy	4	27	6.8	12	0
Jerome Ford	3	33	11.0	24	0
Elijah Moore	2	17	8.5	12	0
Cedric Tillman	1	4	4.0	4	0
<b>TOTAL</b>	<b>21</b>	<b>196</b>	<b>9.3</b>	<b>24T</b>	<b>2</b>

TOP DEFENSE	TOT	SOLO	AST	SCK	YDS	INT
Grant Delpit	10	5	5	0.0	0.0	0
Jeremiah Owusu-Koramoah	9	4	5	0.0	0.0	0
Jordan Hicks	8	5	3	0.0	0.0	0

FIELD GOALS	FGM/FGA	PERCENT	RESULTS
Dustin Hopkins	0-1	0.0	53WL
<b>TOTAL</b>	<b>0-1</b>	<b>0.0</b>	

## SCORING DRIVES

TEAM	QTR	TIME	SCORING PLAY	NYG	CLE
Browns	1	14:49	A.Cooper 24 yd. pass from D.Watson (D.Hopkins kick) (1-24, 0:06)	0	7
Giants	1	02:07	D.Singletary 1 yd. run (G.Joseph kick) (13-81, 7:44)	7	7
Giants	2	01:44	M.Nabers 3 yd. pass from D.Jones (G.Joseph kick) (14-93, 6:51)	14	7
Giants	2	00:11	M.Nabers 5 yd. pass from D.Jones (G.Joseph kick) (4-30, 0:21)	21	7
Browns	4	11:33	A.Cooper 6 yd. pass from D.Watson (D.Watson-J.Jeudy pass) (5-49, 2:07)	21	15

# WEEK 4

MetLife Stadium



20-15



## DALLAS COWBOYS

PASSING	ATT	CP	YDS	SK/YD	TD	LG	INT	RTG
Dak Prescott	27	22	221	1/8	2	55t	0	125.5
<b>TOTAL</b>	<b>27</b>	<b>22</b>	<b>221</b>	<b>1/8</b>	<b>2</b>	<b>55T</b>	<b>0</b>	<b>125.5</b>

RUSHING	ATT	YDS	AVG	LG	TD
Rico Dowdle	11	46	4.2	9	0
Ezekiel Elliott	5	19	3.8	8	0
CeeDee Lamb	3	8	2.7	10	0
Hunter Luepke	2	8	4.0	6	0
Dak Prescott	2	-1	-0.5	0	0
<b>TOTAL</b>	<b>23</b>	<b>80</b>	<b>3.5</b>	<b>10</b>	<b>0</b>

RECEIVING	NO	YDS	AVG	LG	TD
CeeDee Lamb	7	98	14.0	55t	1
Jake Ferguson	7	49	7.0	9	0
Jalen Tolbert	3	24	8.0	15	0
Hunter Luepke	2	14	7.0	11	0
Brandin Cooks	1	16	16.0	16	0
Rico Dowdle	1	15	15.0	15t	1
Ezekiel Elliott	1	5	5.0	5	0
<b>TOTAL</b>	<b>22</b>	<b>221</b>	<b>10.0</b>	<b>55T</b>	<b>2</b>

TOP DEFENSE	TOT	SOLO	AST	SCK	YDS	INT
Eric Kendricks	14	7	7	0.0	0.0	0
DeMarvion	9	6	3	0.0	0.0	0
Overshown						
Jourdan Lewis	6	5	1	0.0	0.0	0

FIELD GOALS	FGM/FGA	PERCENT	RESULTS
Brandon Aubrey	2-3	66.7	60G, 40G, 51WR
<b>TOTAL</b>	<b>2-3</b>	<b>66.0</b>	

## NEW YORK GIANTS

PASSING	ATT	CP	YDS	SK/YD	TD	LG	INT	RTG
Daniel Jones	40	29	281	1/4	0	39	1	81.4
<b>TOTAL</b>	<b>40</b>	<b>29</b>	<b>281</b>	<b>1/4</b>	<b>0</b>	<b>39</b>	<b>1</b>	<b>81.4</b>

RUSHING	ATT	YDS	AVG	LG	TD
Devin Singletary	14	24	1.7	5	0
Daniel Jones	4	3	0.8	5	0
Tyrone Tracy Jr.	4	2	0.5	1	0
Eric Gray	1	1	1.0	1	0
Malik Nabers	1	-4	-4.0	-4	0
<b>TOTAL</b>	<b>24</b>	<b>26</b>	<b>1.1</b>	<b>5</b>	<b>0</b>

RECEIVING	NO	YDS	AVG	LG	TD
Malik Nabers	12	115	9.6	39	0
Wan'Dale Robinson	11	71	6.5	11	0
Darius Slayton	3	56	18.7	28	0
Tyrone Tracy Jr.	1	19	19.0	19	0
Devin Singletary	1	14	14.0	14	0
Theo Johnson	1	6	6.0	6	0
<b>TOTAL</b>	<b>29</b>	<b>281</b>	<b>9.7</b>	<b>39</b>	<b>0</b>

TOP DEFENSE	TOT	SOLO	AST	SCK	YDS	INT
Tyler Nubin	8	6	2	0.0	0.0	0
Micah	8	5	3	0.0	0.0	0
McFadden						
Bobby Okereke	6	5	1	0.0	0.0	0

FIELD GOALS	FGM/FGA	PERCENT	RESULTS
Greg Joseph	5-5	100.0	52G, 41G, 38G, 22G, 42G
<b>TOTAL</b>	<b>5-5</b>	<b>100.0</b>	

## SCORING DRIVES

TEAM	QTR	TIME	SCORING PLAY	DAL	NYG
Giants	1	09:03	G.Joseph 52 yd. Field Goal (8-51, 4:43)	0	3
Cowboys	1	02:06	R.Dowdle 15 yd. pass from D.Prescott (B.Aubrey kick) (12-75, 6:57)	7	3
Giants	2	11:11	G.Joseph 41 yd. Field Goal (11-55, 5:55)	7	6
Cowboys	2	09:16	C.Lamb 55 yd. pass from D.Prescott (B.Aubrey kick) (5-70, 1:55)	14	6
Giants	2	01:06	G.Joseph 38 yd. Field Goal (15-52, 8:10)	14	9
Giants	3	08:42	G.Joseph 22 yd. Field Goal (11-77, 6:18)	14	12
Cowboys	3	05:06	B.Aubrey 60 yd. Field Goal (8-28, 3:36)	17	12
Giants	4	11:11	G.Joseph 42 yd. Field Goal (10-28, 4:20)	17	15
Cowboys	4	06:54	B.Aubrey 40 yd. Field Goal (10-48, 4:17)	20	15

# WEEK 5

Lumen Field



29-20



## NEW YORK GIANTS

PASSING	ATT	CP	YDS	SK/YD	TD	LG	INT	RTG
Daniel Jones	34	23	257	3/12	2	41	0	109.6
<b>TOTAL</b>	<b>34</b>	<b>23</b>	<b>257</b>	<b>3/12</b>	<b>2</b>	<b>41</b>	<b>0</b>	<b>109.6</b>

RUSHING	ATT	YDS	AVG	LG	TD
Tyrone Tracy Jr.	18	129	7.2	27	0
Daniel Jones	11	38	3.5	11	0
Eric Gray	4	4	1.0	2	0
Wan'Dale Robinson	1	4	4.0	4	0
<b>TOTAL</b>	<b>34</b>	<b>175</b>	<b>5.1</b>	<b>27</b>	<b>0</b>

RECEIVING	NO	YDS	AVG	LG	TD
Darius Slayton	8	122	15.3	41	1
Wan'Dale Robinson	6	36	6.0	9	1
Theo Johnson	5	48	9.6	22	0
Eric Gray	3	50	16.7	19	0
Tyrone Tracy Jr.	1	1	1.0	1	0
<b>TOTAL</b>	<b>23</b>	<b>257</b>	<b>11.2</b>	<b>41</b>	<b>2</b>

TOP DEFENSE	TOT	SOLO	AST	SCK	YDS	INT
Tyler Nubin	9	7	2	0.0	0.0	0
Dane Belton	6	3	3	0.0	0.0	0
Deonte Banks	6	2	4	0.0	0.0	0

FIELD GOALS	FGM/FGA	PERCENT	RESULTS
Greg Joseph	3-3	100.0	38G, 31G, 24G
<b>TOTAL</b>	<b>3-3</b>	<b>100.0</b>	

## SEATTLE SEAHAWKS

PASSING	ATT	CP	YDS	SK/YD	TD	LG	INT	RTG
Geno Smith	40	28	284	7/53	1	33	0	98.3
<b>TOTAL</b>	<b>40</b>	<b>28</b>	<b>284</b>	<b>7/53</b>	<b>1</b>	<b>33</b>	<b>0</b>	<b>98.3</b>

RUSHING	ATT	YDS	AVG	LG	TD
Geno Smith	4	72	18.0	32	0
Kenneth Walker III	5	19	3.8	7	0
Zach Charbonnet	2	11	5.5	9	0
<b>TOTAL</b>	<b>11</b>	<b>102</b>	<b>9.3</b>	<b>32</b>	<b>0</b>

RECEIVING	NO	YDS	AVG	LG	TD
Kenneth Walker III	7	57	8.1	17	0
Tyler Lockett	4	75	18.8	33	0
DK Metcalf	4	55	13.8	22	0
Jaxon Smith-Njigba	4	31	7.8	15	1
Noah Fant	3	24	8.0	12	0
Zach Charbonnet	3	19	6.3	8	0
AJ Barner	1	13	13.0	13	0
Pharaoh Brown	1	7	7.0	7	0
Jake Bobo	1	3	3.0	3	0
<b>TOTAL</b>	<b>28</b>	<b>284</b>	<b>10.1</b>	<b>33</b>	<b>1</b>

TOP DEFENSE	TOT	SOLO	AST	SCK	YDS	INT
Jerome Baker	14	8	6	1.0	0.0	0
Julian Love	10	6	4	0.0	0.0	0
Tyrel Dodson	9	3	6	1.0	2.0	0

FIELD GOALS	FGM/FGA	PERCENT	RESULTS
Jason Myers	2-3	66.7	43G, 48G, 47B
<b>TOTAL</b>	<b>2-3</b>	<b>66.0</b>	

## SCORING DRIVES

TEAM	QTR	TIME	SCORING PLAY	NYG	SEA
Seahawks	1	02:14	R.Jenkins 102 yd. fumble return (J.Myers kick)	0	7
Giants	2	09:09	W.Robinson 7 yd. pass from D.Jones (G.Joseph kick) (8-81, 4:26)	7	7
Giants	2	00:22	G.Joseph 38 yd. Field Goal (12-58, 5:12)	10	7
Seahawks	2	00:02	J.Myers 43 yd. Field Goal (3-45, 0:20)	10	10
Giants	3	10:41	D.Slayton 30 yd. pass from D.Jones (G.Joseph kick) (4-77, 1:30)	17	10
Seahawks	3	06:33	J.Myers 48 yd. Field Goal (8-41, 4:08)	17	13
Giants	3	00:46	G.Joseph 31 yd. Field Goal (11-60, 5:47)	20	13
Giants	4	11:54	G.Joseph 24 yd. Field Goal (6-21, 2:15)	23	13
Seahawks	4	02:09	J.Smith-Njigba 5 yd. pass from G.Smith (J.Myers kick) (14-95, 3:44)	23	20
Giants	4	00:55	B.Ford-Wheaton 60 yd. return of blocked field goal (run failed)	29	20



# WEEK 6

MetLife Stadium



17-7



## CINCINNATI BENGALS

PASSING	ATT	CP	YDS	SK/YD	TD	LG	INT	RTG
Joe Burrow	28	19	208	4/25	0	33	0	89.6
<b>TOTAL</b>	<b>28</b>	<b>19</b>	<b>208</b>	<b>4/25</b>	<b>0</b>	<b>33</b>	<b>0</b>	<b>89.6</b>

RUSHING	ATT	YDS	AVG	LG	TD
Joe Burrow	4	55	13.8	47t	1
Chase Brown	10	53	5.3	30t	1
Zack Moss	6	13	2.2	7	0
<b>TOTAL</b>	<b>20</b>	<b>121</b>	<b>6.1</b>	<b>47T</b>	<b>2</b>

RECEIVING	NO	YDS	AVG	LG	TD
Tee Higgins	7	77	11.0	24	0
Ja'Marr Chase	5	72	14.4	33	0
Andreï Iosivas	2	36	18.0	29	0
Chase Brown	2	11	5.5	11	0
Erick All Jr.	2	10	5.0	9	0
Zack Moss	1	2	2.0	2	0
<b>TOTAL</b>	<b>19</b>	<b>208</b>	<b>10.9</b>	<b>33</b>	<b>0</b>

TOP DEFENSE	TOT	SOLO	AST	SCK	YDS	INT
Logan Wilson	9	5	4	0.0	0.0	0
Cam Taylor-Britt	7	7	0	0.0	0.0	0
Germaine Pratt	7	5	2	0.0	0.0	1

FIELD GOALS	FGM/FGA	PERCENT	RESULTS
Evan McPherson	1-1	100.0	37G
<b>TOTAL</b>	<b>1-1</b>	<b>100.0</b>	

## NEW YORK GIANTS

PASSING	ATT	CP	YDS	SK/YD	TD	LG	INT	RTG
Daniel Jones	41	22	205	2/15	0	15	1	57.5
<b>TOTAL</b>	<b>41</b>	<b>22</b>	<b>205</b>	<b>2/15</b>	<b>0</b>	<b>15</b>	<b>1</b>	<b>57.5</b>

RUSHING	ATT	YDS	AVG	LG	TD
Daniel Jones	11	56	5.1	13	0
Tyrone Tracy Jr.	17	50	2.9	11	1
Eric Gray	3	13	4.3	6	0
<b>TOTAL</b>	<b>31</b>	<b>119</b>	<b>3.8</b>	<b>13</b>	<b>1</b>

RECEIVING	NO	YDS	AVG	LG	TD
Darius Slayton	6	57	9.5	15	0
Tyrone Tracy Jr.	6	57	9.5	14	0
Wan'Dale Robinson	5	50	10.0	15	0
Theo Johnson	3	30	10.0	15	0
Jalin Hyatt	1	6	6.0	6	0
Isaiah Hodgins	1	5	5.0	5	0
<b>TOTAL</b>	<b>22</b>	<b>205</b>	<b>9.3</b>	<b>15</b>	<b>0</b>

TOP DEFENSE	TOT	SOLO	AST	SCK	YDS	INT
Tyler Nubin	9	5	4	0.0	0.0	0
Brian Burns	8	4	4	1.0	8.0	0
Deonte Banks	5	3	2	0.0	0.0	0

FIELD GOALS	FGM/FGA	PERCENT	RESULTS
Greg Joseph	0-2	0.0	47WL, 45WL
<b>TOTAL</b>	<b>0-2</b>	<b>0.0</b>	

## SCORING DRIVES

TEAM	QTR	TIME	SCORING PLAY	CIN	NYG
Bengals	1	11:32	J.Burrow 47 yd. run (E.McPherson kick) (8-69, 3:28)	7	0
Giants	3	05:48	T.Tracy 1 yd. run (G.Joseph kick) (16-79, 6:45)	7	7
Bengals	3	00:41	E.McPherson 37 yd. Field Goal (9-51, 5:07)	10	7
Bengals	4	01:52	C.Brown 30 yd. run (E.McPherson kick) (5-64, 1:09)	17	7

# WEEK 7

MetLife Stadium



28-3



## PHILADELPHIA EAGLES

PASSING	ATT	CP	YDS	SK/YD	TD	LG	INT	RTG
Jalen Hurts	14	10	114	4/36	1	41†	0	119.3
Kenny Pickett	1	0	0	1/8	0	0	0	39.6
<b>TOTAL</b>	<b>15</b>	<b>10</b>	<b>114</b>	<b>5/44</b>	<b>1</b>	<b>41†</b>	<b>0</b>	<b>111.5</b>

RUSHING	ATT	YDS	AVG	LG	TD
Saquon Barkley	17	176	10.4	55	1
Kenneth Gainwell	13	56	4.3	14	0
Jalen Hurts	7	22	3.1	16	2
Will Shipley	8	15	1.9	5	0
<b>TOTAL</b>	<b>45</b>	<b>269</b>	<b>6.0</b>	<b>55</b>	<b>3</b>

RECEIVING	NO	YDS	AVG	LG	TD
A.J. Brown	5	89	17.8	41†	1
Saquon Barkley	2	11	5.5	10	0
Kenneth Gainwell	1	11	11.0	11	0
Grant Calcaterra	1	5	5.0	5	0
DeVonta Smith	1	-2	-2.0	-2	0
<b>TOTAL</b>	<b>10</b>	<b>114</b>	<b>11.4</b>	<b>41†</b>	<b>1</b>

TOP DEFENSE	TOT	SOLO	AST	SCK	YDS	INT
Nakobe Dean	11	6	5	2.0	18.0	0
Zack Baun	6	4	2	0.0	0.0	0
Cooper DeJean	4	4	0	0.0	0.0	0

FIELD GOALS	FGM/FGA	PERCENT	RESULTS
No Field Goals			

## NEW YORK GIANTS

PASSING	ATT	CP	YDS	SK/YD	TD	LG	INT	RTG
Daniel Jones	21	14	99	7/56	0	14	0	77.3
Drew Lock	8	3	6	1/6	0	5	0	45.8
<b>TOTAL</b>	<b>29</b>	<b>17</b>	<b>105</b>	<b>8/62</b>	<b>0</b>	<b>14</b>	<b>0</b>	<b>66.0</b>

RUSHING	ATT	YDS	AVG	LG	TD
Tyrone Tracy Jr.	6	23	3.8	8	0
Daniel Jones	5	20	4.0	9	0
Devin Singletary	5	18	3.6	10	0
Drew Lock	1	13	13.0	13	0
Eric Gray	1	2	2.0	2	0
<b>TOTAL</b>	<b>18</b>	<b>76</b>	<b>4.2</b>	<b>13</b>	<b>0</b>

RECEIVING	NO	YDS	AVG	LG	TD
Wan'Dale Robinson	6	23	3.8	6	0
Malik Nabers	4	41	10.3	14	0
Tyrone Tracy Jr.	3	9	3.0	4	0
Daniel Bellinger	1	11	11.0	11	0
Darius Slayton	1	11	11.0	11	0
Eric Gray	1	7	7.0	7	0
Devin Singletary	1	3	3.0	3	0
<b>TOTAL</b>	<b>17</b>	<b>105</b>	<b>6.2</b>	<b>14</b>	<b>0</b>

TOP DEFENSE	TOT	SOLO	AST	SCK	YDS	INT
Tyler Nubin	9	4	5	0.0	0.0	0
Deonte Banks	6	4	2	0.0	0.0	0
Bobby Okereke	6	4	2	0.0	0.0	0

FIELD GOALS	FGM/FGA	PERCENT	RESULTS
Greg Joseph	1-1	100.0	38G
<b>TOTAL</b>	<b>1-1</b>	<b>100.0</b>	

## SCORING DRIVES

TEAM	QTR	TIME	SCORING PLAY	PHI	NYG
Eagles	2	08:58	S.Barkley 3 yd. run (J.Elliott kick) (5-74, 2:34)	7	0
Eagles	2	04:27	A.Brown 41 yd. pass from J.Hurts (J.Elliott kick) (6-58, 2:23)	14	0
Giants	2	00:05	G.Joseph 38 yd. Field Goal (10-39, 1:36)	14	3
Eagles	3	07:03	J.Hurts 1 yd. run (J.Elliott kick) (10-77, 4:47)	21	3
Eagles	4	11:26	J.Hurts 1 yd. run (J.Elliott kick) (10-92, 6:07)	28	3

# WEEK 8

Acrisure Stadium



26-18



## PITTSBURGH STEELERS

PASSING	ATT	CP	YDS	SK/YD	TD	LG	INT	RTG
Russell Wilson	28	20	278	4/19	1	43	0	114.9
<b>TOTAL</b>	<b>28</b>	<b>20</b>	<b>278</b>	<b>4/19</b>	<b>1</b>	<b>43</b>	<b>0</b>	<b>114.9</b>

RUSHING	ATT	YDS	AVG	LG	TD
Najee Harris	19	114	6.0	26	0
Jaylen Warren	9	46	5.1	18	0
Russell Wilson	3	7	2.3	5	0
<b>TOTAL</b>	<b>31</b>	<b>167</b>	<b>5.4</b>	<b>26</b>	<b>0</b>

RECEIVING	NO	YDS	AVG	LG	TD
George Pickens	4	74	18.5	43	0
Van Jefferson	4	62	15.5	36	0
Calvin Austin III	3	54	18.0	29†	1
Najee Harris	3	17	5.7	13	0
Pat Freiermuth	2	19	9.5	11	0
Jaylen Warren	2	13	6.5	9	0
Darnell Washington	1	29	29.0	29	0
MyCole Pruitt	1	10	10.0	10	0
<b>TOTAL</b>	<b>20</b>	<b>278</b>	<b>13.9</b>	<b>43</b>	<b>1</b>

TOP DEFENSE	TOT	SOLO	AST	SCK	YDS	INT
Joey Porter Jr.	9	5	4	0.0	0.0	0
Patrick Queen	8	3	5	0.0	0.0	0
DeShon Elliott	7	5	2	0.0	0.0	0

FIELD GOALS	FGM/FGA	PERCENT	RESULTS
Chris Boswell	4-4	100.0	31G, 25G, 27G, 27G
<b>TOTAL</b>	<b>4-4</b>	<b>100.0</b>	

## NEW YORK GIANTS

PASSING	ATT	CP	YDS	SK/YD	TD	LG	INT	RTG
Daniel Jones	38	24	264	4/27	0	43	1	72.7
<b>TOTAL</b>	<b>38</b>	<b>24</b>	<b>264</b>	<b>4/27</b>	<b>0</b>	<b>43</b>	<b>1</b>	<b>72.7</b>

RUSHING	ATT	YDS	AVG	LG	TD
Tyrone Tracy Jr.	20	145	7.3	45†	1
Devin Singletary	2	11	5.5	7	0
Daniel Jones	3	1	0.3	2	0
<b>TOTAL</b>	<b>25</b>	<b>157</b>	<b>6.3</b>	<b>45†</b>	<b>1</b>

RECEIVING	NO	YDS	AVG	LG	TD
Malik Nabers	7	71	10.1	16	0
Wan'Dale Robinson	5	30	6.0	8	0
Darius Slayton	4	108	27.0	43	0
Theo Johnson	3	35	11.7	25	0
Devin Singletary	2	12	6.0	8	0
Tyrone Tracy Jr.	2	5	2.5	5	0
Eric Gray	1	3	3.0	3	0
<b>TOTAL</b>	<b>24</b>	<b>264</b>	<b>11.0</b>	<b>43</b>	<b>0</b>

TOP DEFENSE	TOT	SOLO	AST	SCK	YDS	INT
Bobby Okereke	14	7	7	0.5	0.0	0
D.J. Davidson	8	2	6	0.0	0.0	0
Dru Phillips	7	6	1	0.0	0.0	0

FIELD GOALS	FGM/FGA	PERCENT	RESULTS
Greg Joseph	4-4	100.0	29G, 39G, 44G, 48G
<b>TOTAL</b>	<b>4-4</b>	<b>100.0</b>	

## SCORING DRIVES

TEAM	QTR	TIME	SCORING PLAY	NYG	PIT
Steelers	1	10:19	C.Boswell 31 yd. Field Goal (10-57, 4:41)	0	3
Giants	1	05:19	G.Joseph 29 yd. Field Goal (8-59, 5:00)	3	3
Steelers	1	03:05	C.Boswell 25 yd. Field Goal (7-63, 2:14)	3	6
Giants	2	12:39	G.Joseph 39 yd. Field Goal (12-45, 5:26)	6	6
Steelers	2	08:12	C.Boswell 27 yd. Field Goal (12-61, 4:27)	6	9
Giants	2	00:21	G.Joseph 44 yd. Field Goal (8-57, 1:32)	9	9
Steelers	3	04:38	C.Austin 73 yd. punt return (C.Boswell kick)	9	16
Steelers	4	13:16	C.Austin 29 yd. pass from R.Wilson (C.Boswell kick) (9-80, 4:12)	9	23
Giants	4	11:07	T.Tracy 45 yd. run (pass failed) (5-55, 2:09)	15	23
Steelers	4	07:15	C.Boswell 27 yd. Field Goal (7-61, 3:52)	15	26
Giants	4	05:06	G.Joseph 48 yd. Field Goal (8-40, 2:09)	18	26

# WEEK 9

MetLife Stadium



27-22



## WASHINGTON COMMANDERS

PASSING	ATT	CP	YDS	SK/YD	TD	LG	INT	RTG
Jayden Daniels	22	15	209	0/0	2	42	0	128.8
<b>TOTAL</b>	<b>22</b>	<b>15</b>	<b>209</b>	<b>0/0</b>	<b>2</b>	<b>42</b>	<b>0</b>	<b>128.8</b>

RUSHING	ATT	YDS	AVG	LG	TD
Chris Rodriguez Jr.	11	52	4.7	17	0
Austin Ekeler	11	42	3.8	20	1
Jayden Daniels	8	35	4.4	16	0
Jeremy McNichols	8	20	2.5	8	0
<b>TOTAL</b>	<b>38</b>	<b>149</b>	<b>3.9</b>	<b>20</b>	<b>1</b>

RECEIVING	NO	YDS	AVG	LG	TD
Noah Brown	5	60	12.0	31	0
Austin Ekeler	3	41	13.7	28	0
Olamide Zaccheaus	2	48	24.0	42	0
Terry McLaurin	2	19	9.5	18†	2
Dyami Brown	1	24	24.0	24	0
Ben Sinnott	1	12	12.0	12	0
Zach Ertz	1	5	5.0	5	0
<b>TOTAL</b>	<b>15</b>	<b>209</b>	<b>13.9</b>	<b>42</b>	<b>2</b>

TOP DEFENSE	TOT	SOLO	AST	SCK	YDS	INT
Jeremy Chinn	12	7	5	0.0	0.0	0
Bobby Wagner	7	3	4	0.0	0.0	0
Benjamin St-Juste	6	6	0	0.0	0.0	0

FIELD GOALS	FGM/FGA	PERCENT	RESULTS
Austin Seibert	2-2	100.0	31G, 20G
<b>TOTAL</b>	<b>2-2</b>	<b>100.0</b>	

## NEW YORK GIANTS

PASSING	ATT	CP	YDS	SK/YD	TD	LG	INT	RTG
Daniel Jones	26	20	174	2/12	2	35†	0	119.7
<b>TOTAL</b>	<b>26</b>	<b>20</b>	<b>174</b>	<b>2/12</b>	<b>2</b>	<b>35†</b>	<b>0</b>	<b>119.7</b>

RUSHING	ATT	YDS	AVG	LG	TD
Tyrone Tracy Jr.	16	66	4.1	10	0
Daniel Jones	7	54	7.7	24	1
Devin Singletary	7	33	4.7	15	0
Darius Slayton	1	11	11.0	11	0
<b>TOTAL</b>	<b>31</b>	<b>164</b>	<b>5.3</b>	<b>24</b>	<b>1</b>

RECEIVING	NO	YDS	AVG	LG	TD
Malik Nabers	9	59	6.6	16	0
Theo Johnson	3	51	17.0	35†	1
Darius Slayton	3	49	16.3	23	0
Wan'Dale Robinson	3	10	3.3	10	0
Tyrone Tracy Jr.	1	3	3.0	3	0
Chris Manhertz	1	2	2.0	2†	1
<b>TOTAL</b>	<b>20</b>	<b>174</b>	<b>8.7</b>	<b>35†</b>	<b>2</b>

TOP DEFENSE	TOT	SOLO	AST	SCK	YDS	INT
Micah McFadden	11	5	6	0.0	0.0	0
Bobby Okereke	9	5	4	0.0	0.0	0
Dexter Lawrence II	6	1	5	0.0	0.0	0

FIELD GOALS	FGM/FGA	PERCENT	RESULTS
Jude McAtamney	1-1	100.0	31G
<b>TOTAL</b>	<b>1-1</b>	<b>100.0</b>	

## SCORING DRIVES

TEAM	QTR	TIME	SCORING PLAY	WAS	NYG
Commanders	1	07:04	T.McLaurin 1 yd. pass from J.Daniels (A.Seibert kick) (3-31, 1:11)	7	0
Giants	2	12:21	C.Manhertz 2 yd. pass from D.Jones (J.McAtamney kick) (16-73, 9:43)	7	7
Commanders	2	06:21	A.Ekeler 1 yd. run (A.Seibert kick) (11-70, 6:00)	14	7
Commanders	2	00:06	T.McLaurin 18 yd. pass from J.Daniels (A.Seibert kick) (12-87, 5:13)	21	7
Giants	3	05:27	J.McAtamney 31 yd. Field Goal (15-66, 8:37)	21	10
Commanders	3	00:33	A.Seibert 31 yd. Field Goal (10-57, 4:54)	24	10
Giants	4	09:25	D.Jones 2 yd. run (pass failed) (13-80, 6:08)	24	16
Commanders	4	03:46	A.Seibert 20 yd. Field Goal (11-63, 5:39)	27	16
Giants	4	02:48	T.Johnson 35 yd. pass from D.Jones (pass failed) (4-74, 0:58)	27	22

# WEEK 10

Allianz Arena



20-17



## CAROLINA PANTHERS

PASSING	ATT	CP	YDS	SK/YD	TD	LG	INT	RTG
Bryce Young	25	15	126	1/8	1	24	0	86.4
<b>TOTAL</b>	<b>25</b>	<b>15</b>	<b>126</b>	<b>1/8</b>	<b>1</b>	<b>24</b>	<b>0</b>	<b>86.4</b>

RUSHING	ATT	YDS	AVG	LG	TD
Chuba Hubbard	28	153	5.5	26	1
Bryce Young	2	30	15.0	24	0
Miles Sanders	2	5	2.5	4	0
<b>TOTAL</b>	<b>32</b>	<b>188</b>	<b>5.9</b>	<b>26</b>	<b>1</b>

RECEIVING	NO	YDS	AVG	LG	TD
Chuba Hubbard	4	16	4.0	10	0
Jalen Coker	3	41	13.7	24	0
Xavier Legette	3	40	13.3	23	0
David Moore	2	18	9.0	13	0
Ja'Tavion Sanders	2	8	4.0	5	1
Ian Thomas	1	3	3.0	3	0
<b>TOTAL</b>	<b>15</b>	<b>126</b>	<b>8.4</b>	<b>24</b>	<b>1</b>

TOP DEFENSE	TOT	SOLO	AST	SCK	YDS	INT
Jaycee Horn	8	6	2	0.0	0.0	0
Xavier Woods	8	3	5	0.0	0.0	1
A'Shawn Robinson	7	5	2	1.0	7.0	0

FIELD GOALS	FGM/FGA	PERCENT	RESULTS
Eddy Piñeiro	2-2	100.0	53G, 36G
<b>TOTAL</b>	<b>2-2</b>	<b>100.0</b>	

## NEW YORK GIANTS

PASSING	ATT	CP	YDS	SK/YD	TD	LG	INT	RTG
Daniel Jones	37	22	190	2/15	0	23	2	50.5
<b>TOTAL</b>	<b>37</b>	<b>22</b>	<b>190</b>	<b>2/15</b>	<b>0</b>	<b>23</b>	<b>2</b>	<b>50.5</b>

RUSHING	ATT	YDS	AVG	LG	TD
Tyrone Tracy Jr.	18	103	5.7	32	1
Devin Singletary	8	40	5.0	14	0
Daniel Jones	7	26	3.7	10	1
Malik Nabers	1	-2	-2.0	-2	0
<b>TOTAL</b>	<b>34</b>	<b>167</b>	<b>4.9</b>	<b>32</b>	<b>2</b>

RECEIVING	NO	YDS	AVG	LG	TD
Malik Nabers	6	50	8.3	19	0
Wan'Dale Robinson	5	51	10.2	23	0
Jalin Hyatt	4	39	9.8	19	0
Theo Johnson	4	37	9.3	13	0
Isaiah Hodgins	1	7	7.0	7	0
Devin Singletary	1	5	5.0	5	0
Tyrone Tracy Jr.	1	1	1.0	1	0
<b>TOTAL</b>	<b>22</b>	<b>190</b>	<b>8.6</b>	<b>23</b>	<b>0</b>

TOP DEFENSE	TOT	SOLO	AST	SCK	YDS	INT
Tyler Nubin	12	8	4	0.0	0.0	0
Bobby Okereke	11	4	7	0.0	0.0	0
Brian Burns	9	4	5	1.0	8.0	0


FIELD GOALS	FGM/FGA	PERCENT	RESULTS
Graham Gano	1-2	50.0	43WR, 42G
<b>TOTAL</b>	<b>1-2</b>	<b>50.0</b>	

## SCORING DRIVES

TEAM	QTR	TIME	SCORING PLAY	NYG	CAR
Panthers	1	07:48	J.Sanders 5 yd. pass from B.Young (E.Pineiro kick) (8-90, 4:00)	0	7
Panthers	2	14:55	E.Pineiro 53 yd. Field Goal (10-56, 5:44)	0	10
Giants	3	08:54	T.Tracy 32 yd. run (G.Gano kick) (10-65, 6:06)	7	10
Panthers	3	03:33	C.Hubbard 1 yd. run (E.Pineiro kick) (10-80, 5:21)	7	17
Giants	4	08:33	D.Jones 2 yd. run (G.Gano kick) (13-96, 6:58)	14	17
Giants	4	00:05	G.Gano 42 yd. Field Goal (12-55, 2:18)	17	17
Panthers	OT	07:53	E.Pineiro 36 yd. Field Goal (4-5, 1:56)	17	20

# WEEK 12

MetLife Stadium



30-7



## TAMPA BAY BUCCANEERS

PASSING	ATT	CP	YDS	SK/YD	TD	LG	INT	RTG
Baker Mayfield	30	24	294	0/0	0	32	0	107.5
<b>TOTAL</b>	<b>30</b>	<b>24</b>	<b>294</b>	<b>0/0</b>	<b>0</b>	<b>32</b>	<b>0</b>	<b>107.5</b>

RUSHING	ATT	YDS	AVG	LG	TD
Bucky Irving	12	88	7.3	56	1
Rachaad White	12	37	3.1	9	1
Baker Mayfield	4	29	7.3	10f	1
Sean Tucker	4	3	0.8	3	1
<b>TOTAL</b>	<b>32</b>	<b>157</b>	<b>4.9</b>	<b>56</b>	<b>4</b>

RECEIVING	NO	YDS	AVG	LG	TD
Bucky Irving	6	64	10.7	32	0
Mike Evans	5	68	13.6	26	0
Sterling Shepard	5	16	3.2	7	0
Rakim Jarrett	1	30	30.0	30	0
Cade Otton	1	30	30.0	30	0
Payne Durham	1	26	26.0	26	0
Trey Palmer	1	18	18.0	18	0
Ryan Miller	1	14	14.0	14	0
Jalen McMillan	1	11	11.0	11	0
Rachaad White	1	10	10.0	10	0
Sean Tucker	1	7	7.0	7	0
<b>TOTAL</b>	<b>24</b>	<b>294</b>	<b>12.3</b>	<b>32</b>	<b>0</b>

TOP DEFENSE	TOT	SOLO	AST	SCK	YDS	INT
Christian Izien	10	5	5	0.0	0.0	0
Zyon McCollum	7	4	3	0.0	0.0	0
Antoine Winfield Jr.	6	3	3	1.0	2.0	0

FIELD GOALS	FGM/FGA	PERCENT	RESULTS
Chase McLaughlin	1-1	100.0	23G
<b>TOTAL</b>	<b>1-1</b>	<b>100.0</b>	

## NEW YORK GIANTS

PASSING	ATT	CP	YDS	SK/YD	TD	LG	INT	RTG
Tommy DeVito	31	21	189	4/23	0	23	0	83.9
Drew Lock	1	1	3	0/0	0	3	0	79.2
<b>TOTAL</b>	<b>32</b>	<b>22</b>	<b>192</b>	<b>4/23</b>	<b>0</b>	<b>23</b>	<b>0</b>	<b>84.4</b>

RUSHING	ATT	YDS	AVG	LG	TD
Tyrone Tracy Jr.	9	42	4.7	16	0
Tommy DeVito	7	32	4.6	17	0
Devin Singletary	2	3	1.5	2	1
Wan'Dale Robinson	1	0	0.0	0	0
Eric Gray	1	-1	-1.0	-1	0
<b>TOTAL</b>	<b>20</b>	<b>76</b>	<b>3.8</b>	<b>17</b>	<b>1</b>

RECEIVING	NO	YDS	AVG	LG	TD
Malik Nabers	6	64	10.7	21	0
Wan'Dale Robinson	5	47	9.4	16	0
Tyrone Tracy Jr.	4	28	7.0	11	0
Theo Johnson	3	39	13.0	23	0
Eric Gray	2	7	3.5	4	0
Devin Singletary	2	7	3.5	10	0
<b>TOTAL</b>	<b>22</b>	<b>192</b>	<b>8.7</b>	<b>23</b>	<b>0</b>

TOP DEFENSE	TOT	SOLO	AST	SCK	YDS	INT
Tyler Nubin	12	5	7	0.0	0.0	0
Micah McFadden	11	6	5	0.0	0.0	0
Bobby Okereke	9	5	4	0.0	0.0	0

FIELD GOALS	FGM/FGA	PERCENT	RESULTS
			No Field Goals

## SCORING DRIVES

TEAM	QTR	TIME	SCORING PLAY	TB	NYG
Buccaneers	1	06:37	S.Tucker 1 yd. run (C.McLaughlin kick) (14-70, 8:23)	7	0
Buccaneers	2	12:03	C.McLaughlin 23 yd. Field Goal (6-33, 2:58)	10	0
Buccaneers	2	06:23	B.Irving 6 yd. run (C.McLaughlin kick) (7-82, 3:41)	17	0
Buccaneers	2	00:12	B.Mayfield 10 yd. run (kick failed, wl) (9-86, 2:45)	23	0
Buccaneers	3	03:45	R.White 1 yd. run (C.McLaughlin kick) (12-95, 7:10)	30	0
Giants	4	11:28	D.Singletary 1 yd. run (G.Gano kick) (13-68, 7:17)	30	7

# WEEK 13

AT&T Stadium



27-20



## DALLAS COWBOYS

PASSING	ATT	CP	YDS	SK/YD	TD	LG	INT	RTG
Cooper Rush	36	21	195	0/0	1	36	0	82.5
<b>TOTAL</b>	<b>36</b>	<b>21</b>	<b>195</b>	<b>0/0</b>	<b>1</b>	<b>36</b>	<b>0</b>	<b>82.5</b>

RUSHING	ATT	YDS	AVG	LG	TD
Rico Dowdle	22	112	5.1	22	1
Hunter Luepke	3	4	1.3	2	0
Ezekiel Elliott	1	4	4.0	4	0
KaVontae Turpin	1	2	2.0	2	0
Cooper Rush	5	0	0.0	4	0
<b>TOTAL</b>	<b>32</b>	<b>122</b>	<b>3.8</b>	<b>22</b>	<b>1</b>

RECEIVING	NO	YDS	AVG	LG	TD
Luke Schoonmaker	5	33	6.6	10	0
KaVontae Turpin	4	53	13.3	30	0
Brandin Cooks	3	16	5.3	11	1
Rico Dowdle	3	11	3.7	6	0
Jalen Tolbert	2	41	20.5	36	0
CeeDee Lamb	2	39	19.5	22	0
Jonathan Mingo	1	2	2.0	2	0
Jalen Brooks	1	0	0.0	0	0
<b>TOTAL</b>	<b>21</b>	<b>195</b>	<b>9.3</b>	<b>36</b>	<b>1</b>

TOP DEFENSE	TOT	SOLO	AST	SCK	YDS	INT
DaRon Bland	10	6	4	0.0	0.0	0
Eric Kendricks	10	6	4	1.0	0.0	0
DeMarvion Overshown	10	6	4	0.0	0.0	1

FIELD GOALS	FGM/FGA	PERCENT	RESULTS
Brandon Aubrey	2-2	100.0	23G, 33G
<b>TOTAL</b>	<b>2-2</b>	<b>100.0</b>	

## NEW YORK GIANTS

PASSING	ATT	CP	YDS	SK/YD	TD	LG	INT	RTG
Drew Lock	32	21	178	6/47	0	18	1	66.9
<b>TOTAL</b>	<b>32</b>	<b>21</b>	<b>178</b>	<b>6/47</b>	<b>0</b>	<b>18</b>	<b>1</b>	<b>66.9</b>

RUSHING	ATT	YDS	AVG	LG	TD
Drew Lock	4	57	14.3	28	1
Tyrone Tracy Jr.	9	32	3.6	7	1
Devin Singletary	7	23	3.3	7	0
Malik Nabers	1	4	4.0	4	0
<b>TOTAL</b>	<b>21</b>	<b>116</b>	<b>5.5</b>	<b>28</b>	<b>2</b>

RECEIVING	NO	YDS	AVG	LG	TD
Malik Nabers	8	69	8.6	18	0
Theo Johnson	5	54	10.8	15	0
Tyrone Tracy Jr.	2	33	16.5	18	0
Jalin Hyatt	2	8	4.0	7	0
Darius Slayton	2	8	4.0	5	0
Wan'Dale Robinson	2	6	3.0	8	0
<b>TOTAL</b>	<b>21</b>	<b>178</b>	<b>8.5</b>	<b>18</b>	<b>0</b>

TOP DEFENSE	TOT	SOLO	AST	SCK	YDS	INT
Tyler Nubin	12	5	7	0.0	0.0	0
Bobby Okereke	9	5	4	0.0	0.0	0
Adoree' Jackson	7	4	3	0.0	0.0	0

FIELD GOALS	FGM/FGA	PERCENT	RESULTS
Graham Gano	2-2	100.0	46G, 47G
<b>TOTAL</b>	<b>2-2</b>	<b>100.0</b>	

## SCORING DRIVES

TEAM	QTR	TIME	SCORING PLAY	NYG	DAL
Cowboys	1	09:43	B.Aubrey 23 yd. Field Goal (11-65, 5:17)	0	3
Giants	1	03:06	T.Tracy 1 yd. run (G.Gano kick) (13-70, 6:37)	7	3
Cowboys	2	11:44	B.Aubrey 33 yd. Field Goal (13-55, 6:22)	7	6
Cowboys	2	11:29	D.Overshown 23 yd. interception return (B.Aubrey kick)	7	13
Giants	2	03:21	G.Gano 46 yd. Field Goal (4-1, 1:51)	10	13
Cowboys	3	11:37	B.Cooks 2 yd. pass from C.Rush (B.Aubrey kick) (6-38, 2:03)	10	20
Cowboys	3	04:23	R.Dowdle 4 yd. run (B.Aubrey kick) (9-70, 4:59)	10	27
Giants	4	13:34	G.Gano 47 yd. Field Goal (10-41, 5:49)	13	27
Giants	4	02:18	D.Lock 8 yd. run (G.Gano kick) (8-80, 2:21)	20	27

# RECORD BOOK



ST. EST. EST. EST. EST.

25 1925 1925 1925 1925 1925

ST. EST. EST. EST. EST.

25 1925 1925 1925 1925 1925



## TOP TENS

## TOP TEN RUSHERS (BASED ON RUSHING YARDAGE)

Player	Years	Attempts	Yards	Avg	Lg	TD
1. Tiki Barber	1997-06	2,217	10,449	4.7	95t	55
2. Rodney Hampton	1990-97	1,824	6,897	3.8	63t	49
3. Joe Morris	1982-89	1,318	5,296	4.0	65t	48
4. Saquon Barkley	2018-23	1,201	5,211	4.3	78	35
5. Brandon Jacobs	2005-11, 13	1,136	5,087	4.5	73	60
6. Alex Webster	1955-64	1,196	4,638	3.9	71	39
7. Ahmad Bradshaw	2007-12	921	4,232	4.6	88	32
8. Ron Johnson	1970-75	1,066	3,836	3.6	68	33
9. Frank Gifford	1952-60, 62-64	840	3,609	4.3	79	34
10. Doug Kotar	1974-81	900	3,380	3.8	53	20

## TOP TEN PASSERS (BASED ON PASSING YARDAGE)

Player	Year	Att.	Comp.	Yards	Pct.	TDs	Ints
1. Eli Manning	2004-19	8,119	4,895	57,023	60.3	366	244
2. Phil Simms	1979-93	4,647	2,576	33,462	55.4	199	157
3. Charlie Conerly	1948-61	2,833	1,418	19,488	50.0	173	167
4. Kerry Collins	1999-03	2,473	1,447	16,875	58.5	81	70
5. Fran Tarkenton	1967-71	1,898	1,051	13,905	55.4	103	72
6. Daniel Jones	2019-24	1,970	1,259	12,876	63.9	64	42
7. Y.A. Tittle	1961-64	1,308	731	10,439	55.9	96	68
8. Dave Brown	1992-97	1,391	766	8,806	55.1	40	49
9. Scott Brunner	1980-83	986	482	6,121	48.9	28	48
10. Craig Morton	1974-76	884	461	5,734	52.1	29	49

## TOP TEN RECEIVERS (BASED ON NUMBER OF RECEPTIONS)

Player	Years	No.	Yards	Avg	Lg	TD
1. Amani Toomer	1996-08	668	9,497	14.2	82	54
2. Tiki Barber	1997-06	586	5,183	8.8	87	12
3. Joe Morrison	1959-72	395	4,993	12.6	70	47
4. Odell Beckham, Jr.	2014-18	390	5,476	14.0	87t	44
5. Sterling Shepard	2016-23	372	4,095	11.2	77	23
6. Jeremy Shockey	2002-07	371	4,228	11.4	59	27
7. Ike Hilliard	1997-04	368	4,630	12.6	59	27
8. Frank Gifford	1952-60, 62-64	367	5,434	14.8	77	43
9. Chris Calloway	1992-98	334	4,710	14.1	68	27
10. Bob Tucker	1970-77	327	4,376	13.4	63	22

## TOP TEN SCORERS (BASED ON TOTAL POINTS)

Player	Years	Tot	Rush	Rec	Ret	2pt.	FGs	PATs	Total Pts.
1. Pete Gogolak	1966-74	0	0	0	0		126	268	646
2. Lawrence Tynes	2007-12	0	0	0	0		122	220	586
3. Brad Daluiso	1993-00	0	0	0	0		123	157	526
4. Frank Gifford	1952-64	78	34	43	1		2	10	484
5. Joe Danelo	1976-82	0	0	0	0		104	170	482
6. Tiki Barber	1997-06	68	55	12	1	4	0	0	416
7. Josh Brown	2013-16	0	0	0	0		88	128	392
8. Joe Morrison	1959-72	65	18	47	0		0	0	390
9. Brandon Jacobs	2005-11, 2013	64	60	4	0	1	0	0	386
10. Graham Gano	2020-24	0	0	0	0	0	100	78	384

## TOP TEN INTERCEPTORS (BASED ON NUMBER OF INTERCEPTIONS)

Player	Years	No	Ret. Yds	Avg	TD
1. Emlen Tunnell	1949-58	74	1,240	16.8	4
2. Jim Patton	1955-66	52	712	13.7	2
3. Carl Lockhart	1965-75	41	475	11.6	3
4. Willie Williams	1965, 67-73	35	462	13.2	0
5. Dick Lynch	1959-66	35	568	16.2	4
6. Tom Landry	1950-55	31	360	11.6	3
7. Terry Kinard	1983-89	27	574	21.3	2
8. Terry Jackson	1978-83	24	282	11.8	2
9. Phillippi Sparks	1992-99	22	163	7.4	0
10. Corey Webster	2005-13	20	226	11.3	1
Frank Reogan	1941, 46-48	20	376	18.8	0
Howard Livingston	1944-47	20	375	18.8	1

## TOP TEN PUNT RETURNS (BASED ON RETURN YARDS)

Player	Years	No	FC	Yds.	Avg.	Long	TD
1. David Meggett	1989-94	202	80	2,230	11.0	76t	6
2. Emlen Tunnell	1948-58	261	NA	2,206	8.5	81	5
3. Phil McConkey	1984-88	213	84	1,708	8.0	37	0
4. Tiki Barber	1997-01	122	45	1,177	9.6	85t	1
5. Amani Toomer	1996-01	109	52	1,060	9.7	81t	3
6. Leon Bright	1981-83	106	0	852	8.0	55	0
7. Chad Morton	2005-06	76	29	721	9.5	58	1
8. Domenik Hixon	2007-12	49	33	565	11.5	79t	1
9. Dwayne Harris	2015-16	70	26	559	8.0	80t	1
10. Bob Hammond	1976-79	60	14	512	8.5	68t	1

## TOP TEN KICKOFF RETURNERS (BASED ON RETURN YARDAGE)

Player	Years	No	Yds	Avg	Long	TD
1. Clarence Childs	1964-67	126	3,163	25.1	100	2
2. David Meggett	1989-94	146	2,989	20.5	92†	1
3. Willie Ponder	2003-05	71	1,872	26.4	95†	2
4. Ahmad Bradshaw	2007-12	77	1,788	23.2	68	0
5. Rocky Thompson	1971-73	65	1,768	27.2	93	2
6. David Wilson	2012-13	66	1,755	26.6	97†	1
7. David Patten	1997-99	84	1,724	20.5	90†	1
8. Domenik Hixon	2007-12	68	1,692	24.9	83	1
9. Joe Scott	1948-53	54	1,467	27.2	NA	1
10. Ron Dixon	2000-02	67	1,364	20.4	44	0

## TOP TEN SACK LEADERS (OFFICIAL STATISTIC ONLY SINCE 1982)

Player	Years	Sacks
1. Michael Strahan	1993-07	141.5
2. Lawrence Taylor*	1981-93	132.5
3. Leonard Marshall	1983-92	79.5
4. Osi Umenyiora	2003-12	75.0
5. Keith Hamilton	1992-03	63.0
6. Justin Tuck	2005-13	60.5
7. Jason Pierre-Paul	2010-17	58.5
8. George Martin**	1975-88	46.0
9. Mathias Kiwanuka	2006-13	38.5
10. Carl Banks	1984-92	36.0

\*Taylor had 9.5 sacks as a rookie in 1981, the year before they became an official statistic.

\*\*Martin had 50.0 sacks from 1975-81

## SERVICE

## MOST SEASONS, ACTIVE PLAYER

16	Eli Manning (2004-19)
15	Michael Strahan (1993-07) Phil Simms (1979-93) Mel Hein (1931-45)
14	George Martin (1975-88) Joe Morrison (1959-72) Charlie Conerly (1948-61)
13	Zak DeOssie (2007-19) Amani Toomer (1996-08) Howard Cross (1989-01) Lawrence Taylor (1981-93) Harry Carson (1976-88) Greg Larson (1961-73) Jim Katcavage (1956-68) Rosie Brown (1953-65)

## MOST GAMES PLAYED, CAREER

236	Eli Manning (2004-19)
216	Michael Strahan (1993-07)
207	Howard Cross (1989-01)
201	George Martin (1975-88)
199	Zak DeOssie (2007-19)
190	Amani Toomer (1996-08)
184	Lawrence Taylor (1981-93) Joe Morrison (1959-72)
179	Greg Larson (1961-73)
173	Greg Larson (1961-73)
173	Harry Carson (1976-88)

## MOST SEASONS, HEAD COACH

23	Steve Owen (1931-53)
12	Tom Coughlin (2004-15)
8	Bill Parcells (1983-90) Allie Sherman (1961-68)
7	Jim Fassel (1997-03) Jim Lee Howell (1954-60)

## SCORING

## MOST SEASONS LEADING LEAGUE

1	Jay Feely (2005)(kickers only) Don Chandler (1963) Gene Roberts (1949) tied Ken Strong (1933) tied
---	---

## MOST POINTS, CAREER

646	Pete Gogolak (1966-74) (268-pat, 126-fg)
586	Lawrence Tynes (2007-12) (220-pat, 122-fg)
526	Brad Daluiso (1993-00) (157-pat, 123-fg)
484	Frank Gifford (1950-60, 62-64) (78-td, 10-pat, 2-fg)

## MOST POINTS, SEASON

148	Jay Feely 2005 (43-pat, 35-fg)
145	Lawrence Tynes 2012 (46-pat, 33-fg)
143	John Carney 2008 (38-pat, 35-fg)
134	Josh Brown 2015 (44-pat, 30-fg)
127	Aldrick Rosas 2018 (31-pat, 32-fg) Ali Haji-Sheikh 1983 (22-pat, 35-fg)
126	Lawrence Tynes 2009 (45-pat, 27-fg) Joe Morris 1985 (21-tds)

119 **Graham Gano 2022 (32-pat, 29-fg)**

## MOST POINTS, ROOKIE SEASON

127	Ali Haji-Sheikh 1983 (22-pat, 35-fg)
108	Matt Bryant 2002 (30-pat, 26-fg)

## MOST POINTS, GAME

24	Rodney Hampton, vs. New Orleans Earnest Gray, at St. Louis Ron Johnson, at Philadelphia	Sept. 24, 1995 Sept. 7, 1980 Oct. 2, 1972
20	Joe Danelo, at Seattle	Oct. 18, 1981

## MOST CONSECUTIVE GAMES SCORING

61	Lawrence Tynes (2009-12) Pete Gogolak (1969-73)
----	--

## TOUCHDOWNS

## MOST SEASONS LEADING LEAGUE

2	Bill Paschal (1943 tied, 1944 tied)
1	Joe Morris (1985) Homer Jones (1967) Gene Roberts (1949)

## MOST TOUCHDOWNS, CAREER

78	Frank Gifford (1952-60, 62-64)
----	--------------------------------

68	Tiki Barber (1997-06)
65	Joe Morrison (1959-72)
64	Brandon Jacobs (2005-11, 13)
58	Amani Toomer (1996-2008)

## MOST TOUCHDOWNS, SEASON

21	Joe Morris (1985)
17	Gene Roberts (1949)
15	Saquon Barkley (2018) Brandon Jacobs (2008) Tiki Barber (2004) Joe Morris (1986)
14	Rodney Hampton (1992) Ottis Anderson (1989) Joe Morris (1986) Ron Johnson (1972) Homer Jones (1967)

## MOST TOUCHDOWNS, ROOKIE SEASON

15	Saquon Barkley (2018)
12	Odell Beckham Jr. (2014) Bill Paschal (1943)

## MOST TOUCHDOWNS, GAME

4	Rodney Hampton, vs. New Orleans Earnest Gray, at St. Louis Ron Johnson, at Philadelphia	Sept. 24, 1995 Sept. 7, 1980 Oct. 2, 1972
3	By 28 players, Last: Saquon Barkley, vs. Tampa Bay	Nov. 18, 2018

## MOST CONSECUTIVE GAMES SCORING TOUCHDOWNS

10	Frank Gifford (1957-58)
7	Tiki Barber (2004) Kyle Rote (1959-60) Bill Paschal (1944)
6	Plaxico Burress (2007) Tiki Barber (2004-05) Joe Morris (1985-86) Frank Gifford (1953)

## POINTS AFTER TOUCHDOWN

## MOST SEASONS LEADING LEAGUE

1	Don Chandler (1963) Pat Summerall (1961) Ward Cuff (1938)
---	---

## MOST POINTS AFTER TOUCHDOWN ATTEMPTED, CAREER

277	Pete Gogolak (1966-74)
220	Lawrence Tynes (2007-12)
176	Joe Danelo (1976-82)
159	Ben Agajanian (1949, 54-57) Brad Daluiso (19993-00)

## MOST POINTS AFTER TOUCHDOWN ATTEMPTED, SEASON

56	Don Chandler (1963)
48	Don Chandler (1962)
46	Lawrence Tynes (2012) Pat Summerall (1961)
45	Josh Brown (2015)

## MOST POINTS AFTER TOUCHDOWN, CAREER

268	Pete Gogolak (1966-74)
220	Lawrence Tynes (2007-12)
170	Joe Danelo (1976-82)
157	Brad Daluiso (1993-00) Ben Agajanian (1949, 54-57)

## MOST POINTS AFTER TOUCHDOWN, SEASON

52	Don Chandler (1963)
47	Don Chandler (1962)
46	Lawrence Tynes (2012) Pat Summerall (1961)
45	Lawrence Tynes (2009)

## MOST POINTS AFTER TOUCHDOWN, GAME

8	Pete Gogolak, vs. Philadelphia	Nov. 26, 1972
7	on 8 occasions, most recently by Josh Brown, at New Orleans	Nov. 1, 2015

## MOST CONSECUTIVE POINTS AFTER TOUCHDOWN

204	Lawrence Tynes (2007-2012)
133	Pete Gogolak (1967-72)
126	Pat Summerall (1958-61)
85	Brad Daluiso (1993-00)
82	Josh Brown (2013-15)

## MOST POINTS AFTER TOUCHDOWN (NO MISSES), SEASON

46	Lawrence Tynes (2012) Pat Summerall (1961)
45	Lawrence Tynes (2009)
44	Josh Brown (2014)
43	Lawrence Tynes (2010)

Lawrence Tynes (2011)  
Jay Feely (2005)

## FIELD GOALS

### MOST SEASONS LEADING LEAGUE

- 3 Ward Cuff (1938, tied, 1939, 1943, tied)
- 1 Ali Haji-Sheikh (1983)  
Pat Summerall (1959)  
Ken Strong (1944)

### MOST FIELD GOALS ATTEMPTED, CAREER

- 219 Pete Gogolak (1966-74)
- 176 Joe Danelo (1976-82)
- 160 Brad Daluiso (1993-00)
- 146 Lawrence Tynes (2007-12)
- 116 Graham Gano (2020-24)**

### MOST FIELD GOALS ATTEMPTED, SEASON

- 42 Jay Feely (2005)  
Ali Haji-Sheikh (1983)
- 41 Pete Gogolak (1970)
- 39 Lawrence Tynes (2012)
- 38 John Carney (2008)  
Joe Danelo (1981)

### MOST FIELD GOALS ATTEMPTED, GAME

- 6 on six occasions, most recently by Jay Feely, vs. Washington Oct. 30, 2005

### MOST FIELD GOALS, CAREER

- 126 Pete Gogolak (1966-74)
- 123 Brad Daluiso (1993-00)
- 122 Lawrence Tynes (2007-12)
- 104 Joe Danelo (1976-82)

### MOST FIELD GOALS, SEASON

- 35 John Carney (2008)  
Jay Feely (2005)  
Ali Haji-Sheikh (1983)
- 33 Lawrence Tynes (2012)
- 32 Aldrick Rosas (2018)
- 31 Graham Gano (2020)**
- 30 Josh Brown (2015)
- 29 Graham Gano (2021, 2022)**
- 27 Lawrence Tynes (2009)

### MOST FIELD GOALS, GAME

- 6 Joe Danelo, at Seattle Oct. 18, 1981
- 5 Graham Gano, at Washington Sept. 16, 2021**  
Josh Brown, at Tennessee Dec. 7, 2014  
Josh Brown, at Philadelphia Oct. 27, 2013  
Lawrence Tynes, at Dallas Oct. 28, 2012  
Lawrence Tynes, at Carolina Sept. 20, 2012  
Jay Feely, vs. Washington Oct. 30, 2005  
Steve Christie, at Cincinnati Dec. 26, 2004  
Raul Allegre, at Minnesota Nov. 16, 1986  
Eric Schubert, vs. Tampa Bay Nov. 3, 1985  
Ali Haji-Sheikh, at Washington Dec. 17, 1983

### MOST CONSECUTIVE GAMES KICKING FIELD GOALS

- 26 Lawrence Tynes (2011-12)
- 18 Joe Danelo (1977-79)
- 15 Lawrence Tynes (2009)  
Jay Feely (2005)  
Raul Allegre (1987-89)  
Ali Haji-Sheikh (1983)
- 14 Aldrick Rosas (2017-18)  
Pat Summerall (1960-61)

### MOST CONSECUTIVE SUCCESSFUL FIELD GOAL ATTEMPTS

- 37 Graham Gano (2020-21)**
- 29 Josh Brown (2014-15)
- 20 Aldrick Rosas (2018-2019)
- 17 Josh Brown (2013)
- 16 Lawrence Tynes (2010)
- 14 Ali Haji-Sheikh (1983)  
Brad Daluiso (1996)  
John Carney (2008)

### LONGEST FIELD GOALS (IN YARDS)

- 57 Graham Gano, at San Francisco Sept. 21, 2023**  
**Graham Gano, at Dallas Nov. 24, 2022**  
Aldrick Rosas, vs. Chicago Bears Dec. 2, 2018
- 56 Graham Gano, vs. Carolina Sept. 18, 2022**  
Ali Haji-Sheikh, at Detroit Nov. 7, 1983  
Ali Haji-Sheikh, vs. Green Bay Sept. 26, 1983
- 55 Graham Gano, vs. Seattle Oct. 2, 2023**  
**Graham Gano, at Minnesota Dec. 24, 2022**  
**Graham Gano, at Washington Sept. 16, 2021**  
**Graham Gano, vs. Dallas Oct. 11, 2020**

Joe Danelo, vs. New Orleans Sept. 20, 1981

- 54 on six occasions, most recently by Graham Gano, at Dec. 26, 2021 Philadelphia**
- 53 on nine occasions, most recently by Graham Gano, Oct. 24, 2021 vs. Carolina**
- 52 on 14 occasions, most recently by Graham Gano, at Sept. 16, 2021 Washington**
- 51 on 17 occasions, most recently by Graham Gano, at Oct. 8, 2023 Miami**
- 50 on 20 occasions, most recently by Graham Gano, vs. Sept. 15, 2024 Minnesota**

### HIGHEST FIELD GOAL PERCENTAGE, CAREER (50 ATTEMPTS)

- 91.7 Josh Brown 88-96 (2013-16)
- 87.9 Graham Gano 100-114 (2020-23)**
- 84.1 Jay Feely 58-69 (2005-06)
- 83.6 Lawrence Tynes 122-146 (2007-12)
- 82.4 Aldrick Rosas 61-74 (2017-19)
- 76.9 Brad Daluiso 123-160 (1993-00)

### HIGHEST FIELD GOAL PERCENTAGE, SEASON (14 ATTEMPTS)

- 97.0 Aldrick Rosas 32-33 (2018)
- 96.9 Graham Gano 31-32 (2020)**
- 93.8 Josh Brown 30-32 (2015)
- 92.3 Josh Brown 24-26 (2014)
- 92.1 John Carney 35-38 (2008)
- 90.6 Graham Gano 29-32 (2022)**
- 88.9 Brad Daluiso 24-27 (1996)

### MOST FIELD GOALS MADE, 50 OR MORE YARDS, CAREER

- 24 Graham Gano (2020-24)**
- 9 Joe Danelo (1976-82)
- 8 Josh Brown (2013-15)
- 7 Aldrick Rosas (2017-2018)
- 6 Brad Daluiso (1993-00)
- 5 Lawrence Tynes (2007-12)
- 3 Jay Feely (2005)  
Steve Christie (2004)  
Raul Allegre (1986-91)  
Ali Haji-Sheikh (1983-85)

### MOST FIELD GOALS, 50 OR MORE YARDS, SEASON

- 8 Graham Gano (2022)**
- 7 Graham Gano (2021)**
- 5 Graham Gano (2020)**
- 4 Aldrick Rosas (2018)  
Josh Brown (2014)
- 3 Graham Gano (2023)**  
Aldrick Rosas (2017)  
Josh Brown (2015)  
Jay Feely (2005)  
Steve Christie (2004)  
Joe Danelo (1981)

## SAFETIES

### MOST SAFETIES, SEASON

- 1 by many players, Last: Sam Beal, vs. Miami (tackled in Dec. 15, 2019 end zone)

### MOST SAFETIES, GAME

- 1 by many players, Last: Sam Beal, vs. Miami (tackled in Dec. 15, 2019 end zone)

### MOST SAFETIES, CAREER

- 3 Jim Katcavage (1956-68)
- 2 Leonard Marshall (1983-92)
- 1 by many players

## RUSHING

### MOST SEASONS LEADING LEAGUE

- 2 Bill Pascal (1943-44)
- 1 Eddie Price (1951)  
Tuffy Leemans (1936)

## ATTEMPTS

### MOST ATTEMPTS, CAREER

- 2,217 Tiki Barber (1997-06)
- 1,824 Rodney Hampton (1990-97)
- 1,318 Joe Morris (1982-89)
- 1,201 Saquon Barkley (2018-23)
- 1,196 Alex Webster (1955-64)

### MOST ATTEMPTS, SEASON

- 357 Tiki Barber (2005)
- 341 Joe Morris (1986)
- 327 Rodney Hampton (1994)  
Tiki Barber (2006)

- 325 Otis Anderson (1989)
- 322 Tiki Barber (2004)
- 307 Joe Morris (1988)

### MOST ATTEMPTS, GAME

- 43 Butch Woolfolk, at Philadelphia Nov. 20, 1983
- 41 Rodney Hampton, vs. Rams Sept. 19, 1993
- 38 Joe Montgomery, vs. New York Jets Dec. 5, 1999
- Harry Newman, vs. Green Bay Nov. 11, 1934
- 36 Saquon Barkley, vs. Jets Oct. 29, 2023
- Joe Morris, vs. Pittsburgh Dec. 21, 1985
- Ron Johnson, at Philadelphia Oct. 2, 1972
- 35 Saquon Barkley, vs. Houston Nov. 13, 2022
- 34 on four occasions, most recently by Rashad Jennings, Sept. 21, 2014 vs. Houston
- 33 on three occasions, most recently by Rodney Sept. 24, 1995 Hampton, vs. New Orleans
- 32 on five occasions, most recently by Tiki Barber, at Dec. 11, 2005 Philadelphia
- 31 on three occasions, most recently by Saquon Barkley, Oct. 2, 2022 vs. Chicago
- 30 on 10 occasions, most recently by Andre Brown, vs. Nov. 10, 2013 Oakland

## YARDS

### MOST YARDS GAINED, CAREER

- 10,449 Tiki Barber (1997-06)
- 6,897 Rodney Hampton (1990-97)
- 5,296 Joe Morris (1982-89)
- 5,211 Saquon Barkley (2018-23)
- 5,087 Brandon Jacobs (2005-11, 2013)
- 4,638 Alex Webster (1955-64)
- 4,232 Ahmad Bradshaw (2007-12)
- 3,836 Ron Johnson (1970-75)

### MOST YARDS GAINED, SEASON

- 1,860 Tiki Barber (2005)
- 1,662 Tiki Barber (2006)
- 1,518 Tiki Barber (2004)
- 1,516 Joe Morris (1986)
- 1,387 Tiki Barber (2002)
- 1,336 Joe Morris (1985)
- 1,312 Saquon Barkley (2022)
- 1,307 Saquon Barkley (2018)
- 1,235 Ahmad Bradshaw (2010)
- 1,216 Tiki Barber (2003)
- 1,182 Rodney Hampton (1995)
- Ron Johnson (1972)
- 1,141 Rodney Hampton (1992)
- 1,089 Brandon Jacobs (2008)
- 1,083 Joe Morris (1988)
- 1,077 Rodney Hampton (1993)
- 1,075 Rodney Hampton (1994)
- 1,063 Gary Brown (1998)
- 1,059 Rodney Hampton (1991)
- 1,027 Ron Johnson (1970)
- 1,025 Derrick Ward (2008)
- 1,023 Otis Anderson (1989)
- 1,015 Ahmad Bradshaw (2012)

### MOST YARDS GAINED, GAME

- 234 Tiki Barber, at Washington Dec. 30, 2006
- 220 Tiki Barber, vs. Kansas City Dec. 17, 2005
- 218 Gene Roberts, vs. Chicago Cardinals Nov. 12, 1950
- 215 Derrick Ward, vs. Carolina Dec. 21, 200
- 206 Tiki Barber, vs. Washington Oct. 30, 2005
- 203 Tiki Barber, at Oakland Dec. 31, 2005
- Tiki Barber, vs. Philadelphia Dec. 28, 2002
- 202 Joe Morris, vs. Pittsburgh Dec. 21, 1985
- 200 Ahmad Bradshaw, vs. Cleveland Oct. 7, 2012
- 189 Saquon Barkley, at Washington Dec. 22, 2019
- 188 Bill Paschal, vs. Washington Dec. 5, 1943
- 187 Rodney Hampton, at Dallas Dec. 17, 1995
- 185 Tiki Barber, at Atlanta Oct. 15, 2006
- 182 Tiki Barber, at Green Bay Oct. 3, 2004
- 181 Joe Morris, vs. Dallas Nov. 2, 1986
- Joe Morris, vs. Washington Oct. 27, 1986

### MOST GAMES 100 YARDS OR MORE RUSHING, CAREER

- 38 Tiki Barber (1997-06)
- 19 Joe Morris (1982-89)
- 17 Rodney Hampton (1990-97)
- 17 Saquon Barkley (2018-23)
- 13 Brandon Jacobs (2005-11, 2013)
- 12 Ahmad Bradshaw (2007-12)
- 11 Eddie Price (1950-55)

- 10 Ron Johnson (1970-75)

### MOST GAMES, 100 YARDS OR MORE RUSHING, SEASON

- 9 Tiki Barber (2004)
- 8 Tiki Barber (2005)
- Tiki Barber (2006)
- Joe Morris (1986)
- 7 Saquon Barkley (2018)
- 6 Gary Brown (1998)
- Joe Morris (1985)
- 5 Brandon Jacobs (2007)
- Rodney Hampton (1993)

### LONGEST RUN FROM SCRIMMAGE

- 95 Tiki Barber, at Oakland Dec. 31, 2005
- 91 Hap Moran, vs. Green Bay Nov. 23, 1930
- 88 Ahmad Bradshaw, at Buffalo Dec. 23, 2007
- 80 Eddie Price, at Philadelphia Dec. 9, 1951
- 79 Frank Gifford, vs. Washington Nov. 29, 1959
- 78 Tiki Barber, vs. Arizona Sept. 3, 2000
- 77 Bill Paschal, vs. Cleveland Rams Nov. 4, 1945

### HIGHEST AVERAGE GAIN, CAREER (500 ATTEMPTS)

- 4.71 Tiki Barber, 1997-2006 (2,217-10,449)
- 4.60 Ahmad Bradshaw, 2007-2012 (921-4,232)
- 4.48 Brandon Jacobs, 2005-11, 2013 (1,136-5,087)
- 4.34 Saquon Barkley, 2018-23 (1,201-5,211)
- 4.30 Frank Gifford, 1952-60, 62-64 (840-3,609)
- 4.14 Mel Triplett, 1955-60 (553-2,289)

### HIGHEST AVERAGE GAIN, SEASON (QUALIFIERS)

- 5.63 Derrick Ward 2008 (182-1,025)
- 5.60 Brandon Jacobs 2010 (147-823)
- 5.58 Eddie Price 1950 (126-703)
- 5.21 Tiki Barber 2005 (357-1,860)
- Tiki Barber 2001 (166-865)
- 5.15 Frank Gifford 1956 (159-819)
- 5.09 Frank Gifford 1959 (106-540)

### HIGHEST AVERAGE GAIN, GAME (10 ATTEMPTS)

- 14.33 Derrick Ward, vs. Carolina (15-215) Dec. 21, 2008
- 13.30 Frank Reagan, vs. Rams (10-133) Dec. 1, 1946
- 12.23 Tuffy Leemans, vs. Green Bay (13-159) Nov. 20, 1938
- 12.14 Saquon Barkley, at Washington (14-170) Dec. 9, 2018
- 11.43 Ernie Koy, at Washington (14-160) Oct. 1, 1967

## TOUCHDOWNS

### MOST RUSHING TOUCHDOWNS, CAREER

- 60 Brandon Jacobs (2005-11, 13)
- 55 Tiki Barber (1997-06)
- 49 Rodney Hampton (1990-97)
- 48 Joe Morris (1982-89)
- 39 Alex Webster (1955-64)
- 35 Otis Anderson (1986-92)
- 35 Saquon Barkley (2018-23)
- 34 Frank Gifford (1952-60, 62-64)

### MOST RUSHING TOUCHDOWNS, SEASON

- 21 Joe Morris (1985)
- 15 Brandon Jacobs (2008)
- 14 Rodney Hampton (1992)
- Otis Anderson (1989)
- Joe Morris (1986)
- 13 Tiki Barber (2004)
- 11 Saquon Barkley (2018)
- Tiki Barber (2002)
- Otis Anderson (1990)
- 10 Saquon Barkley (2022)
- Rodney Hampton (1995)
- Rodney Hampton (1991)
- Bill Paschal (1943)

### MOST RUSHING TOUCHDOWNS, GAME

- 4 Rodney Hampton, vs. New Orleans Sept. 24, 1995
- 3 on 16 occasions, most recently by Oct. 16, 2011 Ahmad Bradshaw, vs. Buffalo
- 2 on many occasions, most recently by Jan. 7, 2024 Saquon Barkley, vs. Philadelphia

### MOST CONSECUTIVE GAMES RUSHING FOR TOUCHDOWNS

- 7 Bill Paschal (1944)
- 6 Joe Morris (1985-86)
- 5 on five occasions, most recently by Andre Brown (2012)

## ALL-PURPOSE YARDS

### MOST ALL-PURPOSE YARDS, CAREER

- 17,359 Tiki Barber (1997-06)
- 10,924 Amani Toomer (1996-08)

9,862 Frank Gifford (1952-60, 1962-64)  
 9,750 Rodney Hampton (1990-97)

### MOST ALL-PURPOSE YARDS, SEASON

2,390 Tiki Barber (2005)  
 2,127 Tiki Barber (2006)  
 2,096 Tiki Barber (2004)  
 2,085 Tiki Barber (2000)  
 2,028 Saquon Barkley (2018)  
 1,989 Tiki Barber (2002)

### MOST ALL-PURPOSE YARDS, GAME

327 David Wilson, vs. New Orleans Dec. 9, 2012  
 303 Domenik Hixon, at New Orleans Oct. 28, 2009  
 279 Saquon Barkley, at Washington Dec. 22, 2019  
 279 Joe Scott, vs. LA Rams Nov. 14, 1948  
 276 Tiki Barber vs. Philadelphia Dec. 28, 2002  
 269 Domenik Hixon at Arizona Nov. 23, 2008  
 Del Shofner vs. Washington Oct. 28, 1962

## PASSING

### MOST SEASONS LEADING LEAGUE

2 Ed Danowski (1935, 1938)  
 1 Phil Simms (NFC, 1990)  
 Norm Snead (1972)  
 Y.A. Tittle (1963)  
 Charlie Conerly (1959)  
 Harry Newman (1933)

## ATTEMPTS

### MOST PASSES ATTEMPTED, CAREER

8,119 Eli Manning (2004-19)  
 4,647 Phil Simms (1979-93)  
 2,833 Charlie Conerly (1948-61)  
 2,473 Kerry Collins (1999-03)  
**1,970 Daniel Jones (2019-24)**  
 1,898 Fran Tarkenton (1967-71)

### MOST PASSES ATTEMPTED, SEASON

618 Eli Manning (2015)  
 601 Eli Manning (2014)  
 598 Eli Manning (2016)  
 589 Eli Manning (2011)  
 576 Eli Manning (2018)  
 571 Eli Manning (2017)  
 568 Kerry Collins (2001)  
 557 Eli Manning (2005)  
 551 Eli Manning (2013)  
 545 Kerry Collins (2002)

### MOST PASSES ATTEMPTED, GAME

63 Eli Manning, at Philadelphia Dec. 22, 2016  
 62 Phil Simms, at Cincinnati Oct. 13, 1985  
 59 Kerry Collins, at New England Oct. 12, 2003  
 Kerry Collins, vs. Green Bay Jan. 6, 2002  
 57 Eli Manning, vs. Philadelphia Dec. 17, 2017  
 54 Eli Manning, vs. San Francisco Oct. 11, 2015  
 53 Eli Manning, vs. Philadelphia Dec. 28, 2014  
 Eli Manning, vs. Washington Dec. 16, 2007  
 Eli Manning, at Seattle Nov. 27, 2005  
 Charlie Conerly, at Pittsburgh Dec. 5, 1948  
 52 Eli Manning, vs. Indianapolis Nov. 3, 2014  
 Eli Manning, vs. Philadelphia Oct. 6, 2013  
 Kerry Collins, at Washington Oct. 28, 2001  
 Jeff Rutledge, vs. Seattle Dec. 11, 1983  
**51 Daniel Jones, vs. L.A. Rams Oct. 17, 2021**  
 Eli Manning at Washington Nov. 29, 2015  
 Eli Manning, vs. Tampa Bay Sept. 16, 2012  
 Kerry Collins, vs. Dallas Sept. 15, 2003  
 Kerry Collins, vs. Detroit Nov. 19, 2000  
 Kerry Collins, vs. Minnesota Dec. 26, 1999  
 Scott Brunner, vs. San Diego Oct. 2, 1983  
 Scott Brunner, at St. Louis Dec. 26, 1982

## COMPLETIONS

### MOST PASSES COMPLETED, CAREER

4,895 Eli Manning (2004-19)  
 2,576 Phil Simms (1979-93)  
 1,447 Kerry Collins (1999-2003)  
 1,418 Charlie Conerly (1948-61)  
**1,259 Daniel Jones (2019-24)**  
 1,051 Fran Tarkenton (1967-71)

### MOST PASSES COMPLETED, SEASON

387 Eli Manning (2015)

380 Eli Manning (2018)  
 379 Eli Manning (2014)  
 377 Eli Manning (2016)  
 359 Eli Manning (2011)  
 352 Eli Manning (2017)  
 339 Eli Manning (2010)  
 335 Kerry Collins (2002)  
 327 Kerry Collins (2001)  
 321 Eli Manning (2012)  
**317 Daniel Jones (2022)**  
 Eli Manning (2013)  
 Eli Manning (2009)

### MOST PASSES COMPLETED, GAME

41 Eli Manning, vs. San Francisco Oct. 11, 2015  
 40 Phil Simms, at Cincinnati Oct. 13, 1985  
 38 Eli Manning, at Philadelphia Dec. 22, 2016  
 37 Eli Manning, vs. Philadelphia Dec. 17, 2017  
 36 Kerry Collins, vs. Green Bay Jan. 6, 2002  
 Charlie Conerly, at Pittsburgh Dec. 5, 1948  
 35 Kerry Collins, at New England Oct. 12, 2003  
 34 Eli Manning, vs. Tennessee Sept. 26, 2010  
 33 Eli Manning, at Dallas Sept. 16, 2018  
 Eli Manning, at New Orleans Nov. 28, 2011  
 Eli Manning, vs. Dallas Nov. 14, 2010  
 32 Eli Manning, vs. Baltimore Oct. 16, 2016  
 Eli Manning, vs. New Orleans Sept. 18, 2016  
 Kerry Collins, at Washington Oct. 28, 2001  
 31 Eli Manning, vs. New Orleans Sept. 30, 2018  
 Eli Manning, vs. Tampa Bay Sept. 16, 2012  
 Eli Manning, vs. Miami Oct. 30, 2011  
 Eli Manning, at Philadelphia Sept. 17, 2006  
 Kerry Collins, vs. Miami Oct. 5, 2003  
 Kerry Collins, vs. Minnesota Dec. 26, 1999  
**30 Daniel Jones, at Minnesota Dec. 24, 2022**  
 Eli Manning, vs. Washington Oct. 28, 2018  
 Eli Manning, at Tampa Bay Oct. 1, 2017  
 Eli Manning at New Orleans Nov. 1, 2015  
 Kerry Collins, vs. Seattle Dec. 23, 2001  
 Kerry Collins, at Dallas Jan. 2, 2000  
 Phil Simms, at St. Louis Dec. 13, 1987  
 Randy Johnson, vs. Philadelphia Dec. 19, 1971  
 Eli Manning at New Orleans Nov. 1, 2015

### MOST CONSECUTIVE PASSES COMPLETED

21 Eli Manning, at New Orleans Nov. 28, 2011  
 15 Eli Manning, vs. San Francisco Oct. 11, 2015  
 14 at Houston, Sept. 23, 2018/vs. New Orleans, Sept. 30, 2018 (spanned 2 games)  
 13 Kerry Collins, at Phil. Sept. 10, 2000/at Chicago, Sept. 17, 2000 (spanned 2 games)  
 Phil Simms, at Cincinnati Oct. 13, 1985  
 12 Eli Manning, at Atlanta October 15, 2007  
 Y.A. Tittle, vs. Washington Oct. 28, 1962

### HIGHEST COMPLETION PERCENTAGE, CAREER (1,000 ATTEMPTS)

**63.9 Daniel Jones (1,259-1,970, 2019-24)**  
 60.29 Eli Manning (4,895-8,119, 2004-19)  
 58.51 Kerry Collins (1,447-2,473, 1999-03)  
 55.89 Y.A. Tittle (731-1,308, 1961-64)  
 55.43 Phil Simms (2,576-4,647, 1979-93)

### HIGHEST COMPLETION PERCENTAGE, SEASON (QUALIFIERS)

**67.16 Daniel Jones (317-472, 2022)**  
 65.97 Eli Manning (380-576, 2018)  
**64.26 Daniel Jones (232-361, 2021)**  
 63.06 Eli Manning (379-601, 2014)  
 63.05 Eli Manning (377-598, 2016)  
 62.89 Eli Manning (339-539, 2010)  
 62.81 Kurt Warner (174-277, 2004)  
 Jeff Hostetler (179-285, 1991)  
 62.62 Eli Manning (387-618, 2015)  
**62.50 Daniel Jones (448-280, 2020)**  
 62.27 Eli Manning (317-509, 2009)  
**61.87 Daniel Jones (284-459, 2019)**

### HIGHEST COMPLETION PERCENTAGE, GAME (20 ATTEMPTS)

87.10 Eli Manning, at Miami (27-31) Dec. 14, 2015  
 86.20 Eli Manning, at Houston (25-29) Sept. 23, 2018  
 84.61 Kerry Collins, at St. Louis (22-26) Sept. 15, 2002  
 82.35 Jeff Hostetler, at Dallas (28-34) Sept. 29, 1991  
**80.95 Daniel Jones, at Tennessee (17-21) Sept. 11, 2022**  
**Tommy DeVito, vs. Green Bay Dec. 11, 2023**  
 Phil Simms, at Indianapolis (17-21) Nov. 5, 1990  
 Phil Simms, vs. St. Louis (17-21) Oct. 25, 1987  
 80.77 Phil Simms, vs. Green Bay (21-26) Dec. 19, 1987

<b>80.64</b>	<b>Daniel Jones, vs. Washington (25-31)</b>	<b>Dec. 4, 2022</b>
80.00	Norm Snead, vs. N.E. (28-35)	Sept. 22, 1974
	Fran Tarkenton, vs. San Diego (16-20)	Nov. 7, 1971
	Y.A. Tittle, vs. Philadelphia (16-20)	Nov. 10, 1963

## YARDS

### MOST YARDS PASSING, CAREER

57,023	Eli Manning (2004-19)
33,462	Phil Simms (1979-93)
19,488	Charlie Conerly (1948-61)
16,875	Kerry Collins (1999-03)
13,905	Fran Tarkenton (1967-71)
<b>12,876</b>	<b>Daniel Jones (2019-24)</b>

### MOST YARDS PASSING, SEASON

4,933	Eli Manning (2011)
4,432	Eli Manning (2015)
4,410	Eli Manning (2014)
4,299	Eli Manning (2018)
4,073	Kerry Collins (2002)
4,044	Phil Simms (1984)
4,027	Eli Manning (2016)
4,021	Eli Manning (2009)
4,002	Eli Manning (2010)
3,998	Eli Manning (2018)
3,981	Eli Manning (2014)
3,948	Eli Manning (2012)
3,829	Phil Simms (1985)
3,818	Eli Manning (2013)
3,764	Kerry Collins (2001)
3,762	Eli Manning (2005)

### MOST YARDS PASSING, GAME

513	Phil Simms, at Cincinnati	Oct. 13, 1985
510	Eli Manning, vs. Tampa Bay	Sept. 16, 2012
505	Y.A. Tittle, vs. Washington	Oct. 28, 1962
450	Eli Manning, at Dallas	Sept. 8, 2013
441	Eli Manning, vs. San Francisco	Oct. 11, 2015
434	Eli Manning, vs. Philadelphia	Dec. 17, 2017
432	Phil Simms, vs. Dallas	Oct. 6, 1985
429	Eli Manning, vs. Philadelphia	Dec. 28, 2014
420	Eli Manning, vs. Seattle	Oct. 9, 2011
409	Phil Simms, vs. Philadelphia	Sept. 2, 1984
406	Eli Manning, at New Orleans	Nov. 28, 2011
403	Eli Manning, vs. Baltimore	Oct. 16, 2016
<b>402</b>	<b>Daniel Jones, at New Orleans</b>	<b>Oct. 3, 2021</b>
400	Eli Manning, at Dallas	Dec. 11, 2011

### MOST GAMES, 300 YARDS OR MORE PASSING, CAREER

51	Eli Manning (2004-19)
21	Phil Simms (1979-93)
17	Kerry Collins (1999-03)
9	Y.A. Tittle (1961-64)
<b>9</b>	<b>Daniel Jones (2019-23)</b>

### MOST GAMES, 300 YARDS OR MORE PASSING, SEASON

8	Eli Manning (2011)
6	Eli Manning (2015)
<b>5</b>	<b>Daniel Jones (2019)</b>
	Eli Manning (2018)
	Eli Manning (2014)
	Kerry Collins (2001)
4	Eli Manning (2016)
	Eli Manning (2010)
	Kerry Collins (2002)
	Phil Simms (1986)
	Phil Simms (1984)
	Y.A. Tittle (1962)
3	Eli Manning (2013)
	Eli Manning (2012)
	Eli Manning (2009)
	Eli Manning (2005)
	Kerry Collins (2003)
	Kerry Collins (2000)
	Phil Simms (1988)
	Phil Simms (1985)
	Phil Simms (1988)
	Phil Simms (1985)
	Jeff Rutledge (1983)
	Y.A. Tittle (1961)

### LONGEST PASS COMPLETION (IN YARDS)

99	Eli Manning (to Victor Cruz) at Jets	Dec. 24, 2011
98	Earl Morrall (to Homer Jones) at Pittsburgh	Sept. 11, 1966
94	Norm Snead (to Rich Houston) vs. Dallas	Sept. 24, 1972
92	Eli Manning (to Mario Manningham) at Washington	Jan. 2, 2011

89	Earl Morrall (to Homer Jones) vs. Philadelphia	Oct. 17, 1965
88	Frank Reagan (to George Franck) vs. Washington	Oct. 12, 1947
87	Eli Manning (to Odell Beckham Jr.) vs. New England	Nov. 15, 2015
	Kent Graham (to Tiki Barber) at Arizona	Dec. 6, 1998
85	Eli Manning (to Mario Manningham) at Green Bay	Dec. 26, 2010

## TOUCHDOWNS

### MOST TOUCHDOWN PASSES, CAREER

366	Eli Manning (2004-19)
199	Phil Simms (1979-93)
173	Charlie Conerly (1948-61)
103	Fran Tarkenton (1967-71)
96	Y.A. Tittle (1961-64)

### MOST TOUCHDOWN PASSES, SEASON

36	Y.A. Tittle (1963)
35	Eli Manning (2015)
33	Y.A. Tittle (1962)
31	Eli Manning (2010)
30	Eli Manning (2014)
29	Eli Manning (2011)
	Fran Tarkenton (1967)

### MOST TOUCHDOWN PASSES, GAME

7	Y.A. Tittle, vs. Washington	Oct. 28, 1962
6	Eli Manning, at New Orleans	Nov. 1, 2015
	Y.A. Tittle, vs. Dallas	Dec. 16, 1962
<b>5</b>	<b>Daniel Jones, at Washington</b>	<b>Dec. 22, 2019</b>
	Eli Manning, vs. Philadelphia	Dec. 30, 2012
	Phil Simms at St. Louis	Sept. 7, 1980
	Fran Tarkenton, vs. St. Louis	Oct. 25, 1970

### MOST CONSECUTIVE GAMES TOUCHDOWN PASSES

15	Y.A. Tittle (1962-64)
<b>13</b>	<b>Daniel Jones (2019-2020)</b>
12	Eli Manning (2008)
	Eli Manning (2004-05)
	Eli Manning (2005-06)
10	Eli Manning (2015-16)
	Eli Manning (2009)
	Phil Simms (1988-89)
	Phil Simms (1986-87)
	Charlie Conerly (1948-49)
9	Eli Manning (2011-12)
	Eli Manning (2006-07)
	Phil Simms (1985-86)
	Earl Morrall (1965-66)

## PASSES INTERCEPTED

### LOWEST PERCENTAGE PASSES HAD INTERCEPTED, CAREER (MIN. 1,000 ATT)

<b>2.1</b>	<b>Daniel Jones (42 int., 1,970 att.)</b>
2.8	Kerry Collins (70 int., 2,473 att.)
3.0	Eli Manning (244 int., 8,119 att.)
3.4	Phil Simms (157 int., 4,647 att.)
3.5	Dave Brown (49 int., 1,391 att.)

### LOWEST PERCENTAGE PASSES HAD INTERCEPTED, SEASON

<b>1.1</b>	<b>Daniel Jones, 2022 (5 int., 472 att.)</b>
1.3	Phil Simms, 1990 (4 int., 311 att.)
1.4	Kurt Warner, 2004 (4 int, 277 att.)
	Jeff Hostetler, 1991 (4 int., 285 att.)
<b>1.9</b>	<b>Daniel Jones, 2021 (7 int., 232 att.)</b>
2.0	Fran Tarkenton, 1969 (8 int., 409 att.)

### FEWEST PASSES HAD INTERCEPTED, GAME (MOST ATTEMPTS)

0	Eli Manning, vs. Indianapolis (52 attempts)	Nov. 3, 2014
	Scott Brunner, vs. St. Louis (51 attempts)	Dec. 26, 1982
	Phil Simms, at L.A. Rams (48 attempts)	Sept. 30, 1984
	Kerry Collins, vs. Seattle (47 attempts)	Dec. 23, 2001
	Dave Brown, vs. Balt. (46 attempts)	Sept. 14, 1997
	Fran Tarkenton, at Dallas (46 attempts)	Oct. 11, 1971
	Phil Simms, at Phoenix (45 attempts)	Nov. 13, 1988
	Eli Manning, vs. Miami (45 attempts)	Oct. 30, 2011
	Eli Manning, vs. Dallas (44 attempts)	Sept. 16, 2018
	Eli Manning, vs. New England (44 attempts)	Nov. 15, 2015

### MOST PASSES HAD INTERCEPTED, CAREER

244	Eli Manning (2004-19)
167	Charlie Conerly (1949-61)
157	Phil Simms (1979-93)
72	Fran Tarkenton (1967-71)
70	Kerry Collins (1999-2003)

## PASS RECEIVING

### RECEPTIONS

## MOST SEASONS LEADING LEAGUE

- 1 Earnest Gray (1983)
- Bob Tucker (1971)
- Tod Goodwin (1935)

## MOST PASS RECEPTIONS, CAREER

- 668 Amani Toomer (1996-08)
- 586 Tiki Barber (1997-06)
- 395 Joe Morrison (1959-72)
- 390 Odell Beckham, Jr. (2014-18)
- 372 Sterling Shepard (2016-23)
- 371 Jeremy Shockey (2002-07)
- 368 Ike Hilliard (1997-2004)
- 367 Frank Gifford (1952-60, 62-64)

## MOST PASS RECEPTIONS, SEASON

- 107 Steve Smith (2009)
- 101 Odell Beckham Jr. (2016)
- 96 Odell Beckham Jr. (2015)
- 91 Saquon Barkley (2018)
- Odell Beckham Jr. (2014)
- 86 Victor Cruz (2012)
- 82 Victor Cruz (2011)
- Amani Toomer (2002)
- 79 Hakeem Nicks (2010)
- Amani Toomer (1999)
- 78 Amani Toomer (2000)
- Earnest Gray (1983)

## MOST PASS RECEPTIONS, GAME

- 14 Saquon Barkley, at Dallas Sept. 16, 2018
- 13 Tiki Barber, at Dallas Jan. 2, 2000
- 12 Odell Beckham Jr., vs. Philadelphia Dec. 28, 2014
- Odell Beckham Jr., vs. Washington Dec. 14, 2014
- Hakeem Nicks, at Houston Oct. 10, 2010
- Mark Bavaro, at Cincinnati Oct. 13, 1985
- Jeremy Shockey, vs. Dallas Nov. 11, 2007
- Amani Toomer, at Philadelphia Sept. 17, 2006
- 11 on 15 occasions, most recently by Evan Engram, at Dallas Sept. 8, 2018
- 10 on 24 occasions, most recently by Sterling Shepard, vs. L.A. Rams Oct. 17, 2021

## MOST CONSECUTIVE GAMES, PASS RECEPTIONS

- 98 Amani Toomer (1998-04)
- 88 Tiki Barber (1999-2004)
- 83 Jeremy Shockey (2002-07)
- 68 Ike Hilliard (1997-02)
- 64 Sterling Shepard (2016-23)
- 60 Evan Engram (2017-21)
- 59 Odell Beckham, Jr. (2014-18)
- 57 Plaxico Burress (2005-08)
- 53 Hakeem Nicks (2009-12)
- 51 Victor Cruz (2011-14)
- 47 Chris Calloway (1996-98)
- 45 David Meggett (1989-92)

## YARDS

### MOST YARDS GAINED, CAREER

- 9,497 Amani Toomer (1996-08)
- 5,434 Frank Gifford (1952-60, 62-64)
- 5,183 Tiki Barber (1997-2006)
- 4,993 Joe Morrison (1959-72)
- 4,797 Kyle Rote (1951-61)

### MOST YARDS GAINED, SEASON

- 1,536 Victor Cruz (2011)
- 1,450 Odell Beckham Jr. (2015)
- 1,367 Odell Beckham Jr. (2016)
- 1,343 Amani Toomer (2002)
- 1,305 Odell Beckham Jr. (2014)
- 1,220 Steve Smith (2009)
- 1,214 Plaxico Burress (2005)
- 1,209 Homer Jones (1967)
- 1,192 Hakeem Nicks (2011)
- 1,183 Amani Toomer (1999)
- 1,181 Del Shofner (1963)

### MOST YARDS GAINED, GAME

- 269 Del Shofner, vs. Washington Oct. 28, 1962
- 222 Odell Beckham Jr., vs. Baltimore Oct. 16, 2016
- 212 Gene Roberts, at Green Bay Nov. 13, 1949
- 204 Plaxico Burress, vs. St. Louis Oct. 2, 2005
- Amani Toomer, vs. Indianapolis Dec. 22, 2002
- 201 Gene Roberts, vs. Chicago Oct. 23, 1949
- 199 Hakeem Nicks vs. Tampa Bay Sept. 16, 2012
- 196 Homer Jones, at Washington Oct. 1, 1967

- 193 Amani Toomer, vs. Jacksonville Dec. 23, 2000

## LONGEST PASS RECEPTION (IN YARDS)

- 99 Victor Cruz (from Eli Manning) at Jets Dec. 24, 2011
- 98 Homer Jones (from Earl Morrall) at Pittsburgh Sept. 11, 1966
- 94 Rich Houston (from Noirm Snead) vs. Dallas Sept. 24, 1972
- 92 Mario Manningham (from Eli Manning) at Green Bay Dec. 26, 2010
- 89 Homer Jones (from Earl Morrall) vs. Philadelphia Oct. 17, 1965
- 88 George Franck (from Frank Reagan) at Washington Oct. 12, 1947
- 87 Odell Beckham Jr. (from Eli Manning) vs. New England Nov. 15, 2015
- Tiki Barber (from Kent Graham) at Arizona Dec. 6, 1998
- 85 Mario Manningham (from Eli Manning) at Washington Jan. 2, 2011

## HIGHEST AVERAGE GAIN, CAREER (200 MINIMUM)

- \*22.6 Homer Jones (214-4,845, 1964-69)
- 18.1 Del Shofner (239-4,315, 1961-67)
- 17.2 Aaron Thomas (247-4,253, 1962-70)

\*NFL Record

## HIGHEST AVERAGE GAIN, SEASON (QUALIFIERS)

- 24.7 Homer Jones (49-1,209, 1967)
- 23.5 Homer Jones (45-1,057, 1968)
- 21.8 Homer Jones (48-1,044, 1966)

## HIGHEST AVERAGE GAIN, GAME (4 MINIMUM)

- 50.3 Gene Roberts, vs. Chicago Bears (4-201) Oct. 23, 1949
- 49.0 Homer Jones, at Washington (4-196) Oct. 1, 1967
- 37.5 Frank Liebel, vs. Detroit (4-150) Nov. 18, 1945

## TOUCHDOWNS

### MOST TOUCHDOWNS, CAREER

- 54 Amani Toomer (1996-08)
- 48 Kyle Rote (1951-61)
- 47 Joe Morrison (1959-71)
- 44 Odell Beckham, Jr. (2014-18)
- 43 Frank Gifford (1952-60, 1962-64)

### MOST TOUCHDOWNS, SEASON

- 13 Odell Beckham Jr. (2015)
- Homer Jones (1967)
- 12 Odell Beckham Jr. (2014)
- Plaxico Burress (2007)
- Del Shofner (1962)
- 11 Hakeem Nicks (2010)
- Del Shofner (1961)

### MOST TOUCHDOWNS, GAME

- 4 Earnest Gray, at St. Louis Sept. 7, 1980
- 3 on 23 occasions, most recently by Odell Beckham Jr., at New Orleans Nov. 1, 2015

### MOST CONSECUTIVE GAMES, TOUCHDOWN RECEPTIONS

- 7 Kyle Rote (1959-60)
- 6 Plaxico Burress (2007)
- 5 Odell Beckham Jr. (2015)
- Chris Calloway (1997-98)
- Bobby Johnson (1985-86)
- Aaron Thomas (1967)
- Joe Morrison (1966)
- Homer Jones (1966)
- Del Shofner (1963)
- Frank Liebel (1945)

### MOST GAMES 100 YARDS OR MORE RECEIVING, CAREER

- 24 Odell Beckham Jr. (2014-18)
- 22 Amani Toomer (1996-2008)
- 18 Victor Cruz (2010-16)
- 17 Homer Jones (1964-69)
- 13 Hakeem Nicks (2009-13)
- Del Shofner (1961-67)

## INTERCEPTIONS

### MOST SEASONS LEADING LEAGUE

- 2 Dick Lynch (1961, 1963)

### MOST INTERCEPTIONS BY, CAREER

- 74 Emlen Tunnell (1948-58)
- 52 Jimmy Patton (1955-66)
- 41 Carl Lockhart (1965-75)

### MOST INTERCEPTIONS BY, SEASON

- 11 Jimmy Patton (1958)
- Otto Schellbacher (1951)
- 10 Willie Williams (1968)
- Emlen Tunnell (1949)
- Frank Reagan (1947)

### MOST INTERCEPTIONS BY, GAME



3 on 18 occasions, most recently by Terry Kinard, vs. Sept. 20, 1987  
Dallas

### MOST CONSECUTIVE GAMES, INTERCEPTIONS BY

- 7 Tom Landry (1950-51)
- 6 Willie Williams (1968)
- 5 Carl Lockhart (1969-70)
- Emlen Tunnell (1954-55)

## INTERCEPTION RETURN YARDS

### MOST YARDS GAINED, CAREER

- 1,240 Emlen Tunnell (1948-58)
- 712 Jimmy Patton (1955-66)
- 574 Terry Kinard (1983-89)
- 568 Dick Lynch (1959-66)
- 475 Carl Lockhart (1965-75)

### MOST YARDS GAINED, SEASON

- 307 Stevie Brown (2012)
- 251 Dick Lynch (1963)
- Emlen Tunnell (1949)
- 203 Frank Reagan (1947)
- 195 Erich Barnes (1961)

### MOST YARDS GAINED, GAME

- 109 Ward Cuff, at Philadelphia Sept. 13, 1941
- 104 George Cheverko, at Washington Oct. 3, 1948
- 102 Jason Pinnock, at Miami Oct. 8, 2023**
- 102 Erich Barnes, at Dallas Oct. 15, 1961

### LONGEST GAIN (IN YARDS)

- 102 Jason Pinnock, at Miami (TD) Oct. 8, 2023**
- 102 Erich Barnes, at Dallas (TD) Oct. 15, 1961
- 101 Henry Carr, at Rams (TD) Nov. 13, 1966
- 97 Lawrence Taylor, at Detroit (TD) Nov. 25, 1982
- 96 Ward Cuff, vs. Washington (TD) Dec. 4, 1938
- Kevin Dockery, at Dallas (TD) Oct. 23, 2006
- 95 Sam Barnes, vs. Philadelphia (TD) Aug. 31, 1997

## INTERCEPTIONS RETURNED FOR TOUCHDOWNS

### MOST TOUCHDOWNS, CAREER

- 4 Jason Sehorn (1994-02)
- Dick Lynch (1959-66)
- Emlen Tunnell (1948-58)
- 3 George Martin (1975-86)
- Carl Lockhart (1965-72)
- Jerry Hillebrand (1963-66)
- Erich Barnes (1961-64)
- Tom Landry (1950-55)

### MOST TOUCHDOWNS, SEASON

- 3 Dick Lynch (1963)
- 2 by nine players, mst recently by Alex Ogletree (2018)

### MOST TOUCHDOWNS, GAME

- 1 by many players, Last: Adoree' Jackson, at Philadelphia Dec. 25, 2023

### MOST CONSECUTIVE GAMES, TOUCHDOWNS

- 2 at Philadelphia, Sept. 22; vs. Washington, Sept. 29, 1968
- Dick Lynch, vs. Cleveland, Oct. 13; vs. Dallas, Oct. 20, 1963
- Tom Landry, at Cleveland, Oct. 28; vs. N.Y. Yanks, Nov. 4, 1951

## PUNTING

### MOST SEASONS LEADING LEAGUE

- 2 Sean Landeta (NFC, 1986, 1990)
- Dave Jennings (1979, 1980)
- 1 Don Chandler (1957)

### MOST PUNTS, CAREER

- 931 Dave Jennings (1974-84)
- 526 Sean Landeta (1985-93)
- 525 Don Chandler (1956-64)
- 513 Jeff Feagles (2003-09)

### MOST PUNTS, SEASON

- 111 Brad Maynard (1997)
- 104 Dave Jennings (1979)
- 102 Mike Horan (1996)
- 101 Brad Maynard (1998)
- 100 Dave Jennings (1977)

### MOST PUNTS, GAME

- 14 Carl Kinscherf, at Detroit Nov. 7, 1943
- 13 Jamie Gillan, vs. Jets Oct. 29, 2023**
- 13 Brad Maynard, at Washington Nov. 23, 1997
- 12 Brad Maynard, at Tampa Bay Sept. 12, 1999

11 on six occasions, most recently by Brad Maynard Nov. 1, 1998

## YARDS

### MOST YARDS, CAREER

- 38,792 Dave Jennings (1974-84)
- 23,019 Don Chandler (1956-64)
- 22,806 Sean Landeta (1985-93)
- 21,161 Jeff Feagles (2003-09)

### MOST YARDS, SEASON

- 4,566 Brad Maynard (1998)
- 4,531 Brad Maynard (1997)
- 4,445 Dave Jennings (1979)
- 4,372 Jamie Gillan (2023)**
- 4,297 Brad Wing (2016)
- 4,289 Mike Horan (1996)
- 4,271 Steve Weatherford (2013)
- 4,211 Dave Jennings (1980)
- 4,198 Dave Jennings (1981)

### MOST YARDS, GAME

- 583 Carl Kinscherf, at Detroit (14 punts) Nov. 7, 1943
- 549 Jamie Gillan, vs. Jets (13 punts) Oct. 29, 2023**
- 537 Brad Maynard, at Washington (13 punts) Nov. 23, 1997
- 526 Brad Maynard, at Tampa (12 punts) Sept. 12, 1999

### LONGEST PUNT

- 90 Rodney Williams, at Denver Sept. 10, 2001
- 74 Jamie Gillan, vs. New England Nov. 26, 2023**
- Don Chandler, at Dallas Oct. 11, 1964
- Len Younce, vs. Chicago Bears Nov. 14, 1943
- 73 Dave Jennings, vs. Houston Dec. 5, 1982
- 72 Dave Jennings, vs. Dallas Nov. 4, 1979
- Len Younce, at Brooklyn Tigers Oct. 15, 1944
- Carl Kinscherf, at Philadelphia-Pittsburgh Oct. 9, 1943
- 71 Riley Dixon vs. Philadelphia Nov. 15, 2020
- Steve Weatherford, at Philadelphia Oct. 12, 2014
- Sean Landeta, vs. Green Bay Nov. 8, 1992
- Sean Landeta, vs. Philadelphia Dec. 3, 1989
- Kay Eakin, vs. Cleveland Nov. 16, 1941

### HIGHEST AVERAGE, CAREER (150 PUNTS)

- 46.3 Jamie Gillan (177 punts, 2022-24)**
- 46.3 Steve Weatherford (311 punts, 2011-14)
- 45.2 Riley Dixon (279 punts, 2018-21)
- 44.9 Brad Wing (264 punts, 2015-2017)
- 43.8 Don Chandler (525 punts, 1956-64)
- 43.4 Sean Landeta (526 punts, 1985-93)
- 42.1 Mike Horan (303 punts, 1993-96)
- 42.0 Brad Maynard (380 punts, 1997-00)

### HIGHEST AVERAGE, SEASON (35 PUNTS)

- 47.5 Steve Weatherford (58 punts, 2012)
- 46.9 Steve Weatherford (91 punts, 2013)
- 46.8 Jamie Gillan (74 punts, 2022)**
- 46.6 Don Chandler (55 punts, 1959)
- 46.2 Brad Wing (93 punts, 2016)
- 46.1 Riley Dixon (69 punts, 2019)
- 46.0 Jamie Gillan (95 punts, 2023)**
- 45.7 Steve Weatherford (82 punts, 2011)
- 45.6 Don Chandler (73 punts, 1964)
- 45.5 Steve Weatherford (80 punts, 2014)

### HIGHEST NET AVERAGE, SEASON (SINCE 1976)

- 42.3 Jamie Gillan 2023 (95 punts)**
- 42.0 Riley Dixon 2019 (69 punts)
- 41.8 Riley Dixon 2018 (71 punts)
- 40.9 Brad Wing 2016 (93 punts)
- 40.2 Jeff Feagles 2008 (64 punts)
- 40.1 Jamie Gillan 2022 (74 punts)**
- 39.9 Mike Horan 1993 (44 punts)
- 39.3 Steve Weatherford 2012 (58 punts)
- 39.2 Steve Weatherford 2011 (82 punts)

### HIGHEST AVERAGE, GAME (4 PUNTS)

- 55.4 Brad Maynard, at Tennessee (5 punts) Oct. 1, 2000
- 55.3 Dave Jennings, vs. Houston (4 punts) Dec. 5, 1982
- 55.1 Rodney Williams, at Denver (8 punts) Sept. 10, 2001
- 55.0 Steve Weatherford, vs. Dallas (4 punts) Nov. 23, 2014
- 54.6 Jamie Gillan, vs. Chicago (5 punts) Oct. 2, 2022**
- 54.1 Don Chandler, at Cleveland (8 punts) Oct. 11, 1959
- 54.0 Dave Jennings, at Dallas (5 punts) Oct. 5, 1980
- 53.6 Jamie Gillan, vs. Seattle (5 punts) Oct. 2, 2023**

## INSIDE THE 20

### MOST INSIDE THE 20, CAREER

- 178 Jeff Feagles
- 170 Dave Jennings

141 Sean Landeta  
**MOST INSIDE THE 20, SEASON**

**35 Jamie Gillan, 2023**  
 33 Brad Maynard, 1997  
 Brad Maynard, 1998  
 Brad Wing, 2015  
 32 Mike Horan, 1996

**MOST INSIDE THE 20, GAME**

6	Brad Maynard, vs. Tampa Bay	Sept. 12, 1999
	Jeff Feagles, vs. Carolina	Dec. 10, 2006
<b>5</b>	<b>Jamie Gillan, vs. Jets</b>	<b>Oct. 29, 2023</b>
	<b>Jamie Gillan, at Tennessee</b>	<b>Sept. 11, 2022</b>
	Brad Wing, vs. Dallas	Dec. 11, 2016
	Brad Wing, at Cleveland	Nov. 27, 2016
	Steve Weatherford, vs. Washington	Dec. 14, 2014
	Steve Weatherford, at New England	Nov. 6, 2011
	Dave Jennings, vs. St. Louis	Oct. 24, 1983 (OT)
	Brad Maynard, vs. Oakland	Sept. 13, 1998

## PUNT RETURNS

**MOST PUNT RETURNS, CAREER**

261 Emlen Tunnell (1948-58)  
 213 Phil McConkey (1984-88)  
 202 David Meggett (1989-94)

**MOST PUNT RETURNS, SEASON**

53 Phil McConkey (1985)  
 52 Leon Bright (1981)  
 47 Chad Morton (2005)  
 Amani Toomer (1997)  
 46 David Meggett (1989)  
 Phil McConkey (1984)

**MOST PUNT RETURNS, GAME**

9	Phil McConkey, vs. Philadelphia	Dec. 6, 1987
	Pete Shaw, at Philadelphia	Nov. 20, 1983
	Leon Bright, vs. Philadelphia	Dec. 11, 1982
8	on three occasions, most recently by Phil McConkey, at Dallas	Nov. 4, 1984
7	on six occasions, most recently by Sinorice Moss, vs. Oakland	Oct. 4, 2009

## FAIR CATCHES

**MOST FAIR CATCHES, SEASON**

25 Phil McConkey (1988)  
 24 Rueben Randle (2013)  
 22 Amani Toomer (1998)  
 20 Tiki Barber (2000)  
 David Meggett (1993)

**MOST FAIR CATCHES, CAREER**

84 Phil McConkey (1984-88)  
 80 David Meggett (1989-94)  
 61 Carl Lockhart (1965-75)

**FEWEST FAIR CATCHES, SEASON**

0 Leon Bright (17 returns, 1983)  
 Leon Bright (37 returns, 1982)  
 Leon Bright (52 returns, 1981)

**MOST FAIR CATCHES, GAME**

6	R.W. McQuarters, at Atlanta	Oct. 15, 2007
5	Rueben Randle, vs. Philadelphia	Dec. 28, 2014
	Will Blackmon, at Minnesota	Dec. 13, 2010
	Amani Toomer, at Dallas	Sept. 8, 1996
	Phil McConkey, vs. Philadelphia	Nov. 20, 1988

## YARDS

**MOST PUNT RETURN YARDS, CAREER**

2,230 David Meggett (1989-94)  
 2,214 Emlen Tunnell (1948-58)  
 1,708 Phil McConkey (1984-88)  
 1,181 Tiki Barber (1997-01)  
 1,060 Amani Toomer (1996-01)

**MOST PUNT RETURNS YARDS, SEASON**

582 David Meggett (1989)  
 506 Tiki Barber (1999)  
 489 Emlen Tunnell (1951)  
 467 David Meggett (1990)  
 455 Amani Toomer (1997)  
 453 Chad Morton (2005)  
 442 Phil McConkey (1985)

**MOST PUNT RETURN YARDS, GAME**

147 Emlen Tunnell, vs. Chi. Cardinals Oct. 14, 1951

143	Leon Bright, vs. Philadelphia	Dec. 11, 1982
123	Tiki Barber, vs. Dallas	Oct. 18, 1999
114	David Meggett, vs. Raiders	Dec. 24, 1989
113	Amani Toomer, vs. Buffalo	Sept. 1, 1996
112	Phil McConkey, vs. Philadelphia	Dec. 6, 1987
<b>108</b>	<b>Gunner Olszewski, vs. Rams</b>	<b>Dec. 31, 2023</b>
107	David Meggett, at New Orleans	Dec. 20, 1993
106	Emlen Tunnell, vs. Washington	Dec. 7, 1952
103	Phil McConkey, vs. Philadelphia	Sept. 8, 1985
	Rondy Colbert, vs. New Orleans	Dec. 14, 1975
101	Leon Bright, vs. Rams	Dec. 6, 1981

**LONGEST PUNT RETURN**

95f	Al Youngblood, at Pottsville	Sept. 30, 1928
<b>95f</b>	<b>Gunner Olszewski, vs. Rams</b>	<b>Dec. 31, 2023</b>
87f	Amani Toomer, vs. Buffalo	Sept. 1, 1996
85f	Tiki Barber, vs. Dallas	Oct. 18, 1999
83	Eddie Dove, at Philadelphia	Sept. 29, 1963
81	Bosh Pritchard, at Chi. Cardinals	Nov. 25, 1951
	Emlen Tunnell, vs. Chi. Cardinals	Oct. 14, 1951

**HIGHEST AVERAGE RETURN, CAREER (30 RETURNS)**

12.1 Ward Cuff (37 returns, 1941-45)  
 11.0 David Meggett (202 returns, 1989-94)  
 10.7 Domenik Hixon (56 returns, 2007-12)  
 10.1 Amani Toomer (101 returns, 1996-01)

**HIGHEST AVERAGE RETURN, SEASON (QUALIFIERS)**

16.6 Amani Toomer (18 returns, 1996)  
 15.5 Merle Hapes (11 returns, 1942)  
 14.9 George Franck (13 returns, 1941)

**HIGHEST AVERAGE RETURN, GAME (3 RETURNS)**

36.8	Emlen Tunnell, vs. Chicago Cardinals (4 returns)	Oct. 14, 1951
35.3	Emlen Tunnell vs. Washington (3 returns)	Dec. 7, 1952
32.7	David Meggett vs. Seattle (3 returns)	Nov. 19, 1989
31.7	Domenik Hixon vs. Dallas (3 returns)	Dec. 6, 2009
31.0	Emlen Tunnell vs. Washington (3 returns)	Oct. 7, 1951

## TOUCHDOWNS

**MOST TOUCHDOWNS, CAREER**

6 David Meggett (1989-94)  
 5 Emlen Tunnell (1948-58)  
 3 Amani Toomer (1996-01)

**MOST TOUCHDOWNS, SEASON**

3 Emlen Tunnell (1951)  
 2 Amani Toomer (1996)  
 David Meggett (1994)

**MOST TOUCHDOWNS, GAME**

**1 26 occasions, most recently by Gunner Olszewski vs. Dec. 31, 2023**  
 Rams (94 yards)

## KICKOFF RETURNS

**MOST SEASONS LEADING LEAGUE**

1 David Meggett (NFC, 1990)  
 Joe Scott (1948)  
 Clarence Childs (1964)

**MOST KICKOFF RETURNS, CAREER**

146 David Meggett (1989-94)  
 126 Clarence Childs (1964-67)  
 84 David Patten (1997-99)  
 77 Ahmad Bradshaw (2007-08)  
 71 Willie Ponder (2003-05)  
 68 Domenik Hixon (2007-09)  
 67 Phil McConkey (1984-88)  
 Ron Dixon (2000-03)  
 66 Rocky Thompson (1971-73)  
 65 David Wilson (2012-13)

**MOST KICKOFF RETURNS, SEASON**

57 David Wilson (2012)  
 Domenik Hixon (2009)  
 55 Brian Mitchell (2003)  
 43 David Patten (1998)  
 41 Herschel Walker (1995)  
 38 Ahmad Bradshaw (2008)  
 Ahmad Bradshaw (2007)  
 36 Willie Ponder (2004)  
 Rocky Thompson (1971)  
 35 Willie Ponder (2005)  
 Ronnie Blye (1968)  
 34 Ron Dixon (2001)  
 Clarence Childs (1964, 1966)

**MOST KICKOFF RETURNS, GAME**

8	Domenik Hixon at Minnesota	Jan. 3, 2010
	Domenik Hixon vs. Philadelphia	Dec. 13, 2009
	Ahmad Bradshaw, vs. Minnesota	Nov. 25, 2007
	Willie Ponder, vs. Pittsburgh	Dec. 18, 2004
	Brian Mitchell, vs. Dallas	Sept. 15, 2003
7	on nine occasions, most recently by D.J. Ware, at Green Bay	Dec. 26, 2010
6	on 14 occasions, most recently by Cody Latimer, vs. Green Bay	Dec. 1, 2019
5	on many occasions, most recently by Parris Campbell, at Las Vegas	Nov. 5, 2023

## YARDS

## MOST KICKOFF RETURN YARDS, CAREER

3,163	Clarence Childs (1964-67)
2,989	David Meggett (1989-94)
1,872	Willie Ponder (2003-05)
1,788	Ahmad Bradshaw (2007-08)
1,768	Rocky Thompson (1971-73)
1,755	David Wilson (2012-13)
1,724	David Patten (1997-99)
1,692	Domenik Hixon (2007-09)
1,467	Joe Scott (1948-53)

## MOST KICKOFF RETURN YARDS, SEASON

1,533	David Wilson (2012)
1,291	Domenik Hixon (2009)
1,117	Brian Mitchell (2003)
987	Clarence Childs (1964)
967	Willie Ponder (2004)
947	Rocky Thompson (1971)
928	David Patten (1998)
921	Ahmad Bradshaw (2007)
905	Willie Ponder (2005)
881	Herschel Walker (1995)
867	Ahmad Bradshaw (2008)

## MOST KICKOFF RETURN YARDS, GAME

259	Willie Ponder, vs. Pittsburgh	Dec. 18, 2004
230	Domenik Hixon, at New Orleans	Oct. 18, 2009
227	David Wilson, vs. New Orleans	Dec. 9, 2012
217	David Wilson, at Philadelphia	Sept. 30, 2012
207	Joe Scott, vs. Rams	Nov. 14, 1948
198	Rocky Thompson, at Detroit	Sept. 17, 1972
194	Brian Mitchell, vs. Dallas	Sept. 15, 2003
193	Ahmad Bradshaw, at Dallas	Sept. 9, 2007
191	Willie Ponder, vs. Arizona	Sept. 11, 2005
183	Domenik Hixon, at Minnesota	Jan. 3, 2010

## LONGEST KICKOFF RETURN

100	Dwayne Harris, vs. Dallas	Oct. 25, 2015
	Clarence Childs, vs. Minnesota	Dec. 6, 1964
	Emlen Tunnell, vs. N.Y. Yanks	Nov. 4, 1951
99	Joe Scott, vs. Rams	Nov. 14, 1948
98	Jimmy Patton vs. Washington	Oct. 30, 1955

## HIGHEST AVERAGE RETURN, CAREER (40 RETURNS)

27.2	Rocky Thompson (65 returns, 1971-73)
	Joe Scott (54 returns, 1948-53)
26.6	David Wilson (66 returns, 2012-13)
26.5	Dwayne Harris (44 returns, 2015-16)
26.4	Willie Ponder (71 returns, 2003-05)

## HIGHEST AVERAGE RETURN, SEASON (QUALIFIERS)

31.6	John Salscheider (15 returns, 1949)
30.2	John Counts (26 returns, 1962)
28.7	Dwayne Harris (22 returns, 2015-16)
29.0	Clarence Childs (34 returns, 1964)

## HIGHEST AVERAGE RETURN, GAME (3 RETURNS)

56.8	David Wilson, vs. New Orleans (4 returns)	Dec. 9, 2012
51.8	Joe Scott, vs. Rams (4 returns)	Nov. 14, 1948
50.3	Ronnie Blye, at Pittsburgh (3 returns)	Sept. 15, 1968
49.7	Dwayne Harris, vs. Dallas (3 returns)	Oct. 25, 2015

## TOUCHDOWNS

## MOST TOUCHDOWNS, CAREER

2	Willie Ponder (2003-05)
	Rocky Thompson (1971-73)
	Clarence Childs (1964-67)

## MOST TOUCHDOWNS, SEASON

1	By many players, see next record
---	----------------------------------

## MOST TOUCHDOWNS, GAME

1	21 occasions, most recently by Dwayne Harris, vs. Dallas (100)	Oct. 25, 2015
---	--	---------------

## FUMBLES

## MOST FUMBLES, CAREER

125	Eli Manning (2004-19)
93	Phil Simms (1979-93)
61	Kerry Collins (1999-03)
54	Charlie Conerly (1948-61)
53	Tiki Barber (1997-2006)

## MOST FUMBLES, SEASON

23	Kerry Collins (2001)
18	<b>Daniel Jones (2019)</b>
16	Phil Simms (1985)
13	Eli Manning (2009)
	Eli Manning (2007)
12	Kurt Warner (2004)
	Kerry Collins (2003)
11	<b>Daniel Jones (2020)</b>
	Eli Manning (2017)
	Eli Manning (2015)
	Kerry Collins (1999)
	Dave Brown (1994)
	Y.A. Tittle (1964)
	Bobby Gaiters (1961)
	Charlie Conerly (1957)

## MOST FUMBLES, GAME

5	Eli Manning at Buffalo	Dec. 23, 2007
	Charlie Conerly, vs. San Francisco	Dec. 1, 1957
4	Y.A. Tittle, at Philadelphia	Sept. 13, 1964
3	by many players	

## RECOVERIES

## MOST OWN FUMBLES RECOVERED, CAREER

28	Phil Simms (1979-93)
26	Charlie Conerly (1948-61)
25	Tiki Barber (1997-2006)
	Eli Manning (2004-19)
17	Kerry Collins (1999-2003)
16	David Meggett (1989-94)
	Frank Gifford (1952-60, 62-64)
15	Joe Morrison (1959-72)
13	Jeff Hostetler (1984-92)

## MOST OWN FUMBLES RECOVERED, SEASON

7	Kerry Collins (2001)
6	Tiki Barber (2001)
	Jeff Hostetler (1991)
5	by 10 players, most recently Eli Manning (2010)

## MOST OWN FUMBLES RECOVERED, GAME

3	Eli Manning, at Buffalo	Dec. 23, 2007
	Tiki Barber, vs. Philadelphia	Oct. 29, 2000
	Jeff Hostetler, vs. Phoenix	Oct. 21, 1990
2	<b>by many players, Last: Daniel Jones, vs. Dallas</b>	<b>Sept. 10, 2023</b>

## MOST FUMBLES RECOVERED, CAREER

19	Jim Katcavage (1956-68)
15	Michael Strahan (1993-2007)
	George Martin (1975-88)
14	Harry Carson (1976-88)
13	Osi Umenyiora (2003-10)
	Keith Hamilton (1992-2002)
	Cliff Livingston (1954-61)

## MOST FUMBLES RECOVERED, SEASON

5	Justin Tuck (2010)
	Ernie Jones (1978)
	Ray Poole (1950)
4	<b>by 10 players, most recently by Micah McFadden (2023)</b>
3	by many players, most recently by Michael Boley and Jacquian Williams (2011)

## MOST FUMBLES RECOVERED, GAME

1	by many players, Last: Azeez Ojulari, vs. Philadelphia	Jan. 7, 2024
---	--	--------------

## FUMBLE RETURNS

## LONGEST FUMBLE RETURN

87	Keith Hamilton, at Kansas City	Sept. 10, 1995
81	Andy Headen, vs. Dallas (TD)	Sept. 9, 1984
76	John Karcis, vs. Philadelphia (TD)	Oct. 16, 1938
75	Osi Umenyiora, vs. San Francisco (TD)	Oct. 21, 2007
72	Wendell Harris, at Pittsburgh (TD)	Sept. 11, 1966
71	Roy Hilton, vs. Dallas (TD)	Oct. 27, 1974
70	Michael Boley, vs. Pittsburgh (TD)	Nov. 4, 2012
67	Fred Robbins vs. Washington	Dec. 30, 2006

65 Horace Sherrod, vs. Washington Dec. 7, 1952  
 Michael Boley, vs. St. Louis (TD) Sept. 19, 2011  
 Lindon Crow, vs. St. Louis (TD) Oct. 30, 1960

**MOST TOUCHDOWNS, CAREER**

3 Osi Umenyiora (2003-09)  
 2 Michael Boley (2009-12)  
 Tito Wooten (1994-98)  
 Kenny Holmes (2001-03)  
 George Martin (1981)

Sam Huff (1959, 63)  
 Tom Landry (1950, 51)  
 Al De Rogatis (1949, 50)  
 Doc Alexander (1926, 27)

**MOST TOUCHDOWNS, SEASON**

2 George Martin, at Wash. Sept. 13, 1981  
 (8 yards) and at St. Louis, Dec. 13, 1981 (20 yards)

**MOST TOUCHDOWNS, GAME**

1 **by many players, Last: Kayvon Thibodeaux, Tae Crowder, at Washington, Dec. 18, 2022**

## SACKS

(ONLY SINCE 1982)

### MOST SACKS, CAREER

141.5	Michael Strahan (1993-07)
132.5	Lawrence Taylor (1982-93)
79.5	Leonard Marshall (1983-92)
75.0	Osi Umenyiora (2003-12)
63.0	Keith Hamilton (1992-03)
60.5	Justin Tuck (2005-13)

### MOST SACKS, SEASON

*22.5	Michael Strahan (2001)
20.5	Lawrence Taylor (1986)
18.5	Michael Strahan (2003)
16.5	Jason Pierre-Paul (2011)
15.5	Lawrence Taylor (1988) Leonard Marshall (1985)
15.0	Michael Strahan (1998) Lawrence Taylor (1989)
14.5	Osi Umenyiora (2005)
14.0	Michael Strahan (1997)
13.0	Osi Umenyiora (2007) Lawrence Taylor (1985)

\* Tied for NFL Record

### MOST SACKS, GAME

6.0	Osi Umenyiora, vs. Philadelphia	Sept. 30, 2007
4.5	Pepper Johnson, at Tampa Bay	Nov. 24, 1991
4.0	Justin Tuck, at Washington	Dec. 1, 2013
	Michael Strahan, at St. Louis	Oct. 14, 2001
	Lawrence Taylor, vs. Philadelphia	Oct. 12, 1986
	Lawrence Taylor, vs. Tampa Bay	Sept. 23, 1984
3.5	Michael Strahan, at Philadelphia	Dec. 30, 2001
	Leonard Marshall, vs. Philadelphia	Sept. 8, 1985
3.0	<b>Kayvon Thibodeaux, vs. Jets</b>	<b>Oct. 29, 2023</b>
	Leonard Williams, vs. Dallas	Jan. 3, 2021
	B.J. Hill, vs. Chicago	Dec. 2, 2018
	Jason Pierre-Paul, at Denver	Oct. 15, 2017
	Jason Pierre-Paul, vs. Cleveland	Nov. 27, 2016
	Justin Tuck, at Philadelphia	Dec. 19, 2010
	Justin Tuck, vs. Chicago	Oct. 3, 2010
	Osi Umenyiora, vs. Chicago	Oct. 3, 2010
	Michael Strahan, at Detroit	Nov. 18, 2007
	Mathias Kiwanuka, vs. Philadelphia	Sept. 30, 2007
	Michael Strahan, at Dallas	Dec. 21, 2003
	Kenny Holmes, at Houston	Nov. 24, 2002
	Michael Strahan, vs. New Orleans	Sept. 30, 2001
	Keith Hamilton, at Arizona	Nov. 26, 2000
	Michael Strahan, vs. Arizona	Nov. 16, 1997
	Michael Strahan, at Green Bay	Sept. 17, 1995
	Keith Hamilton, vs. Tampa Bay	Sept. 12, 1993
	Leonard Marshall, at Phoenix	Nov. 10, 1991
	Lawrence Taylor, vs. Philadelphia	Sept. 9, 1990
	Lawrence Taylor, at Phoenix	Nov. 5, 1989
	George Martin, vs. Phoenix	Dec. 4, 1988
	Lawrence Taylor, at New Orleans	Nov. 27, 1988
	Lawrence Taylor, vs. Detroit	Oct. 16, 1988
	Lawrence Taylor, at Washington	Dec. 7, 1986
	Lawrence Taylor, at Philadelphia	Nov. 9, 1986
	Lawrence Taylor, vs. Washington	Oct. 27, 1986
	Leonard Marshall, at St. Louis	Nov. 24, 1985
	George Martin, at St. Louis	Nov. 24, 1985
	Leonard Marshall, at Philadelphia	Sept. 29, 1985
	Leonard Marshall, vs. Philadelphia	Sept. 8, 1985
	Lawrence Taylor, vs. Dallas	Sept. 9, 1984
	Lawrence Taylor, at Washington	Dec. 17, 1983
	Lawrence Taylor, vs. Philadelphia	Dec. 11, 1982
	George Martin, vs. Houston	Dec. 5, 1982

**SCORING**

**OFFENSE**

**MOST POINTS**

62	vs. Philadelphia	Nov. 26, 1972
56	vs. Philadelphia	Oct. 15, 1933
55	vs. Green Bay at Baltimore	Dec. 20, 1986 Nov. 19, 1950

**MOST TOUCHDOWNS**

8	vs. Philadelphia at Baltimore	Nov. 26, 1972 Nov. 19, 1950
7	vs. Philadelphia at New Orleans	Oct. 15, 1933 Nov. 1, 2015
	vs. New Orleans	Dec. 9, 2012
	vs. Green Bay	Dec. 20, 1986
	vs. St. Louis	Dec. 7, 1969
	vs. Washington	Oct. 28, 1962
	vs. Washington	Nov. 5, 1961
	vs. N.Y. Yanks	Dec. 3, 1951
	vs. Chi. Cardinals at Green Bay	Nov. 12, 1950 Nov. 21, 1948
	vs. Cleveland	Nov. 16, 1941

**MOST POINT AFTER TOUCHDOWN**

8	vs. Philadelphia	Nov. 26, 1972
7	vs. Philadelphia at New Orleans	Oct. 15, 1933 Nov. 2, 2015
	vs. New Orleans	Dec. 9, 2012
	vs. Green Bay	Dec. 20, 1986
	vs. St. Louis	Dec. 7, 1969
	vs. Washington	Oct. 28, 1962
	vs. Washington	Nov. 5, 1961
	at Baltimore	Nov. 19, 1950
	at Green Bay	Nov. 21, 1948
	vs. Cleveland Rams	Nov. 16, 1941

**MOST FIELD GOALS ATTEMPTED**

6	vs. Washington at Minnesota	Oct. 30, 2005 Nov. 16, 1986
	at Washington	Dec. 17, 1983
	at Seattle	Oct. 18, 1981
	at Philadelphia	Nov. 25, 1973
	vs. Philadelphia	Nov. 14, 1954

**MOST FIELD GOALS**

6	at Seattle	Oct. 18, 1981
5	at Washington	Sept. 16, 2021
	at Tennessee	Dec. 7, 2014
	at Philadelphia	Oct. 27, 2013
	at Dallas	Oct. 28, 2012
	at Carolina	Sept. 20, 2012
	vs. Washington	Oct. 30, 2005
	at Cincinnati	Dec. 26, 2004
	at Minnesota	Nov. 16, 1986
	vs. Tampa Bay	Nov. 3, 1985
	at Washington	Dec. 17, 1983
4	36 times; last time: vs. Carolina	Sept. 18, 2022

**MOST SAFETIES**

2	vs. Washington at Pittsburgh	Nov. 5, 1961 Sept. 17, 1950
---	---------------------------------	--------------------------------

**DEFENSE**

**FEWEST POINTS ALLOWED**

0	many times; Last: vs. Tampa Bay (24-0)	Sept. 27, 2009
---	---	----------------

**MOST POINTS ALLOWED**

72	at Washington	Nov. 27, 1966
63	at Pittsburgh	Nov. 30, 1952
	vs. Chi. Cardinals	Oct. 17, 1948

**MOST TOUCHDOWNS, ALLOWED**

10	at Washington	Nov. 27, 1966
9	at Pittsburgh	Nov. 30, 1952
	vs. Chi. Cardinals	Oct. 17, 1948

**MOST POINTS AFTER TOUCHDOWN, OPPONENT**

9	vs. Washington	Nov. 27, 1966
	vs. Pittsburgh	Nov. 30, 1952
	vs. Chi. Cardinals	Oct. 17, 1948

**MOST FIELD GOALS, OPPONENT**

7	at Washington	Sept. 15, 2024
7	vs. Dallas	Sept. 15, 2003
5	at Philadelphia	Jan. 8, 2023
	vs. Washington	Sept. 25, 2016
	at Minnesota	Dec. 27, 2015

	vs. Philadelphia	Oct. 6, 2013
	at Dallas	Dec. 17, 1995
4	41 times; Last: at Philadelphia	Dec. 25, 2023

**FIRST DOWNS**

**OFFENSE**

**MOST FIRST DOWNS**

34	at Cincinnati	Oct. 13, 1985
33	vs. St. Louis	Dec. 7, 1969
32	vs. Philadelphia	Dec. 30, 2012
31	at Washington	Sept. 25, 2014
	vs. Tampa Bay	Sept. 16, 2012
	vs. New Orleans	Sept. 24, 1995
	at Pittsburgh	Dec. 5, 1948

**FEWEST FIRST DOWNS**

0	at Washington	Sept. 27, 1942
	at Green Bay	Oct. 1, 1933

**MOST FIRST DOWNS RUSHING**

19	at Baltimore	Nov. 19, 1950
18	at New Orleans	Oct. 27, 1985
	at Philadelphia	Dec. 15, 1956

**MOST FIRST DOWNS PASSING**

29	at Cincinnati	Oct. 13, 1985
23	vs. San Francisco	Oct. 11, 2015
22	vs. St. Louis	Dec. 7, 1969
	at Washington	Oct. 1, 1961
	at Pittsburgh	Dec. 5, 1948

**MOST FIRST DOWNS BY PENALTY**

10	vs. Denver	Sept. 15, 2013
6	vs. Seattle	Oct. 22, 2017
	vs. Cincinnati	Oct. 26, 1997
	vs. Baltimore	Sept. 14, 1997
	vs. Atlanta	Nov. 11, 1979
	at Washington	Nov. 27, 1966
	at Philadelphia	Oct. 5, 1957
5	18 occasions, most recently vs. Jets	Oct. 29, 2023

**DEFENSE**

**FEWEST FIRST DOWNS ALLOWED**

1	at Pittsburgh	Sept. 20, 1933
2	at Philadelphia	Oct. 3, 1937
	vs. Bklyn. Dodgers	Oct. 14, 1934

**MOST FIRST DOWNS ALLOWED**

38	at Rams	Nov. 13, 1966
35	at New Orleans	Nov. 1, 2015
32	at Dallas	Nov. 12, 2023
32	vs. Dallas	Sept. 10, 1978
31	vs. Tampa Bay at New Orleans	Nov. 18, 2018 Nov. 28, 2011
	vs. Tennessee	Dec. 1, 2002
	at San Diego	Oct. 19, 1980
29	at Kansas City	Nov. 1, 2021
	vs. Arizona	Oct. 8, 1995
	vs. Washington	Nov. 15, 1981
	at Kansas City	Nov. 3, 1974
	vs. St. Louis	Nov. 4, 1962

**MOST FIRST DOWNS ALLOWED, RUSHING**

19	at Seattle	Nov. 9, 2014
	at Buffalo	Nov. 26, 1978
	vs. Green Bay	Oct. 22, 1967
17	vs. St. Louis	Dec. 12, 1976

**MOST FIRST DOWNS ALLOWED, PASSING**

24	at New Orleans	Nov. 1, 2015
23	vs. Dallas	Dec. 6, 2009
	at San Diego	Oct. 19, 1980
22	vs. St. Louis	Oct. 2, 2005
21	vs. Jets	Dec. 6, 2015
	at Dallas	Sept. 13, 2015
	at Dallas	Oct. 28, 2012
	vs. Green Bay	Dec. 4, 2011
	at Arizona	Nov. 23, 2008
	vs. Tennessee	Dec. 1, 2002
20	vs. Carolina	Dec. 20, 2015
	vs. Dallas	Oct. 6, 1985
	at L.A. Rams	Nov. 13, 1966
	at San Francisco	Sept. 30, 1956
	vs. Chicago Bears	Oct. 23, 1949
19	vs. San Francisco	Sept. 27, 2020
	at Indianapolis	Dec. 23, 2018

vs. Seattle	Oct. 22, 2017
at Green Bay	Dec. 26, 2010
vs. Green Bay	Sept. 16, 2007
at Oakland	Dec. 31, 2005
at New Orleans	Sept. 19, 2005
vs. San Diego	Oct. 2, 1983

## NET YARDS

### OFFENSE

#### MOST YARDS GAINED

609	vs. N.Y. Yanks	Dec. 3, 1950
604	vs. Tampa Bay	Sept. 16, 2012
602	vs. Washington	Oct. 28, 1962
568	vs. San Francisco	Nov. 17, 1963
552	at Washington	Dec. 22, 2019
549	vs. Chi. Cardinals	Nov. 12, 1950
535	vs. New Orleans	Oct. 8, 1967
526	vs. Cleveland	Dec. 6, 1959
525	vs. San Francisco	Oct. 11, 2015
524	vs. Green Bay	Jan. 6, 2002
523	vs. Seattle	Oct. 5, 2008

### DEFENSE

#### FEWEST YARDS ALLOWED

48	at Bklyn. Dodgers	Oct. 17, 1943
62	at Pittsburgh	Sept. 20, 1933
66	vs. Pittsburgh	Dec. 8, 1935

#### MOST YARDS ALLOWED

682	vs. Chi. Bears	Nov. 14, 1943
640	at Dallas	Nov. 12, 2023
608	at New Orleans	Nov. 2, 2015
577	at New Orleans	Nov. 28, 2011
572	at L.A. Rams	Nov. 13, 1966
567	at San Diego	Oct. 19, 1980

## RUSHING

### OFFENSE

#### MOST RUSHING ATTEMPTS

61	at Philadelphia	Oct. 3, 1937
60	at Philadelphia	Nov. 20, 1983
	vs. St. Louis	Dec. 4, 1977
59	vs. Philadelphia	Nov. 10, 1946
	vs. Green Bay	Nov. 11, 1934

#### MOST YARDS RUSHING

423	at Baltimore	Nov. 19, 1950
377	vs. N.Y. Yanks	Dec. 3, 1950
351	vs. Washington	Nov. 29, 1959
309	vs. Chi. Cardinals	Nov. 12, 1950
301	vs. Carolina	Dec. 21, 2008

#### MOST TOUCHDOWNS RUSHING

6	at Baltimore	Nov. 19, 1950
5	vs. New Orleans	Sept. 24, 1995
	at Chi. Cardinals	Sept. 28, 1958
	vs. Philadelphia	Oct. 15, 1933

### DEFENSE

#### FEWEST ATTEMPTS, OPPONENT

7	at Houston	Dec. 8, 1985
9	at Washington	Nov. 8, 2020
	at Philadelphia	Nov. 20, 1983
	at Philadelphia	Oct. 3, 1937
10	at Tampa Bay	Sept. 27, 2009
11	at Detroit	Nov. 18, 2007
	vs. Philadelphia	Oct. 29, 2000
	vs. Miami	Sept. 23, 1990
	at Dallas	Sept. 16, 1990
12	at Philadelphia	Sept. 10, 2000
	vs. New York Jets	Dec. 15, 1999
	at New Orleans	Dec. 20, 1993
	at Washington	Oct. 10, 1993
	vs. L.A. Rams	Sept. 19, 1993
	at St. Louis	Nov. 24, 1985
	vs. New Orleans	Oct. 8, 1972

#### MOST ATTEMPTS, OPPONENT

60	at Washington	Dec. 9, 1945
58	at Washington	Nov. 18, 1956
	at Philadelphia	Oct. 5, 1947

#### FEWEST YARDS ALLOWED

-24	at Bklyn. Dodgers	Oct. 17, 1943
-1	vs. Chi. Cardinals	Oct. 18, 1953
6	at Cleveland	Nov. 6, 1960

#### MOST YARDS ALLOWED

420	at Boston (Redskins)	Oct. 8, 1933
366	at Buffalo	Nov. 26, 1978
350	at Seattle	Nov. 9, 2014
341	at Detroit	Nov. 15, 1936

#### MOST RUSHING TOUCHDOWNS ALLOWED

5	at Seattle	Nov. 9, 2014
	at Buffalo	Nov. 26, 1978
	vs. Green Bay	Oct. 22, 1967

## PASSING

### OFFENSE

#### MOST PASSES ATTEMPTED

63	at Philadelphia	Dec. 22, 2016
62	at Cincinnati	Oct. 13, 1985
59	at New England	Oct. 12, 2003
	vs. Green Bay	Jan. 6, 2002
57	vs. Philadelphia	Dec. 17, 2017
54	vs. San Francisco	Oct. 11, 2015
	vs. Philadelphia	Nov. 22, 1992
53	vs. Philadelphia	Dec. 28, 2014
	vs. Washington	Dec. 16, 2007
	at Seattle	Nov. 27, 2005
	vs. Dallas	Sept. 21, 1998
	at Pittsburgh	Dec. 5, 1948
52	vs. Indianapolis	Nov. 3, 2014
	vs. Philadelphia	Oct. 6, 2013
	at Washington	Oct. 28, 2001
	vs. Seattle	Dec. 11, 1983
	vs. L.A. Rams	Oct. 17, 2021
51	at Washington	Nov. 29, 2015
	vs. Tampa Bay	Sept. 16, 2012
	vs. Dallas	Sept. 15, 2003
	vs. Detroit	Nov. 19, 2000
	vs. Minnesota	Dec. 26, 1999
	at Dallas	Dec. 15, 1985
	vs. San Diego	Oct. 2, 1983
	at St. Louis	Dec. 26, 1982

#### MOST PASSES COMPLETED

41	vs. San Francisco	Oct. 11, 2015
40	at Cincinnati	Oct. 13, 1985
38	at Philadelphia	Dec. 22, 2016
37	vs. Philadelphia	Dec. 17, 2017
36	vs. Green Bay	Jan. 6, 2002
	at Pittsburgh	Dec. 5, 1948
35	at Philadelphia	Sept. 24, 2017
	at New England	Oct. 12, 2003
34	vs. Tennessee	Sept. 26, 2010
33	at Dallas	Sept. 8, 2019
	at Dallas	Sept. 16, 2018
	at New Orleans	Nov. 28, 2011
	vs. Dallas	Nov. 14, 2010
32	vs. Baltimore	Oct. 16, 2016
	vs. New Orleans	Sept. 18, 2016
	at Washington	Oct. 28, 2001
31	vs. New Orleans	Sept. 20, 2018
	vs. Dallas	Dec. 10, 2017
	vs. Tampa Bay	Sept. 16, 2012
	vs. Miami	Oct. 30, 2011
	at Philadelphia	Sept. 17, 2006
	vs. Miami	Oct. 5, 2003
	vs. Minnesota	Dec. 26, 1999
	vs. San Diego	Oct. 2, 1983
30	at Minnesota	Dec. 24, 2022
	vs. Washington	Oct. 30, 2018
	at Tampa Bay	Oct. 1, 2017
	at New Orleans	Nov. 1, 2015
	at Dallas	Jan. 2, 2000
	at St. Louis	Dec. 13, 1987
	vs. Philadelphia	Dec. 19, 1971
29	vs. L.A. Rams	Oct. 17, 2021
	vs. Carolina	Dec. 20, 2015
	vs. Dallas	Nov. 23, 2014
	at Seattle	Nov. 9, 2014
	at Cincinnati	Nov. 11, 2012

vs. Carolina	Dec. 27, 2009
at Dallas	Sept. 9, 2017
at Seattle	Nov. 17, 2005
vs. Detroit	Nov. 19, 2000
vs. Rams	Sept. 25, 1988
vs. Seattle	Dec. 11, 1983
at St. Louis	Dec. 26, 1982

**MOST YARDS GAINED PASSING (NET)**

510	vs. Tampa Bay	Sept. 16, 2012
505	vs. Washington	Oct. 28, 1962
443	at Cincinnati	Oct. 13, 1985
441	vs. San Francisco	Oct. 11, 2015
429	vs. Philadelphia	Dec. 17, 2017
	vs. Philadelphia	Dec. 28, 2014
428	at Dallas	Sept. 8, 2013
403	vs. Dallas	Oct. 6, 1985
402	at New Orleans	Oct. 3, 2021
401	vs. Cleveland	Dec. 6, 1959
400	at Dallas	Dec. 11, 2011
397	vs. Baltimore	Oct. 16, 2016
395	vs. Seattle	Oct. 9, 2011

**MOST TOUCHDOWNS PASSING**

7	vs. Washington	Oct. 28, 1962
6	at New Orleans	Nov. 1, 2015
	vs. Dallas	Dec. 16, 1962

**MOST PASSES HAD INTERCEPTED**

7	at Pittsburgh	Nov. 30, 1952
5	on many occasions, most recently vs. Seattle	Dec. 15, 2013

**DEFENSE**

**FEWEST ATTEMPTS, OPPONENT**

3	at Detroit	Sept. 23, 1934
4	vs. Bklyn. Dodgers	Dec. 7, 1941

**MOST ATTEMPTS, OPPONENT**

62	at Dallas	Oct. 28, 2012
	vs. St. Louis	Oct. 2, 2005
61	at Carolina	Dec. 10, 2006
60	at Washington	Nov. 23, 1997
59	vs. Chi. Bears	Oct. 23, 1949
57	at Philadelphia	Sept. 23, 1962

**FEWEST COMPLETIONS ALLOWED**

0	at Washington	Dec. 11, 1960
1	many games; Last: vs. Brooklyn	Dec. 6, 1942

**MOST COMPLETIONS ALLOWED**

41	vs. Dallas	Dec. 6, 2009
40	at New Orleans	Nov. 1, 2015
	vs. St. Louis	Oct. 2, 2005
36	vs. Jets	Dec. 6, 2015
	at Dallas	Sept. 13, 2015
	at Dallas	Sept. 8, 2013
	at Dallas	Oct. 28, 2012
35	vs. St. Louis	Sept. 7, 2003
34	at Minnesota	Dec. 24, 2022
	at Washington	Sept. 16, 2021
	vs. Carolina	Dec. 10, 2006
	vs. Dallas	Oct. 5, 1997
	vs. Chicago	Oct. 23, 1949
33	at Dallas	Nov. 12, 2023
	at Philadelphia	Dec. 9, 2019
	at Philadelphia	Sept. 23, 1962
32	at Tampa Bay	Nov. 22, 2021
	at Los Angeles	Oct. 23, 2016
	vs. New England	Dec. 29, 2007
	vs. Arizona	Sept. 11, 2005
	vs. Washington	Sept. 18, 1994
	at San Francisco	Dec. 1, 1986

**FEWEST YARDS ALLOWED (NET)**

13	at Philadelphia	Dec. 11, 1977
16	at Washington	Dec. 11, 1960
0	at Chi. Cardinals	Nov. 22, 1959

**MOST YARDS ALLOWED, NET**

505	at New Orleans	Nov. 1, 2015
488	vs. Chi. Bears	Nov. 14, 1943
472	at Dallas	Nov. 12, 2023
460	at Philadelphia	Nov. 8, 1953
456	at San Diego	Oct. 19, 1980

**MOST TOUCHDOWNS ALLOWED**

7	at New Orleans	Nov. 1, 2015
	vs. Chi. Bears	Nov. 14, 1943
6	vs. Cleveland	Dec. 12, 1964

**INTERCEPTIONS**

**MOST INTERCEPTIONS BY GIANTS**

8	at N.Y. Yanks	Dec. 16, 1951
	at Green Bay	Nov. 21, 1948
7	vs. Washington	Dec. 8, 1963

**MOST YARDS, RETURNS**

144	at Philadelphia	Sept. 13, 1941
138	at Dallas	Oct. 15, 1961
137	at Washington	Oct. 29, 1995

**MOST RETURNS FOR TOUCHDOWNS**

2	at Buffalo	Dec. 23, 2007
	at Detroit	Oct. 27, 1996
	vs. Washington	Dec. 8, 1963
	vs. Washington	Dec. 4, 1938

**PUNTS**

**MOST PUNTS**

15	at Chicago Bears	Nov. 17, 1935
14	at Detroit	Nov. 7, 1943
	at Brooklyn	Nov. 26, 1936
13	vs. Jets	Oct. 29, 2023
	at Washington	Nov. 23, 1997
	vs. Philadelphia	Nov. 24, 1935
	at Detroit	Sept. 23, 1934

**MOST YARDS PUNTING**

607	at Detroit	Sept. 23, 1934
602	at Brooklyn	Nov. 26, 1936
597	at Chicago Bears	Nov. 17, 1935
583	at Detroit	Nov. 7, 1943
549	vs. Jets	Oct. 29, 2023
537	at Washington	Nov. 23, 1997

**PUNT RETURNS**

**MOST PUNT RETURNS**

9	at Philadelphia	Dec. 6, 1987
	at Philadelphia	Nov. 20, 1983
	vs. Philadelphia	Dec. 11, 1982
	at Philadelphia	Dec. 12, 1954
	vs. N.Y. Yanks	Dec. 3, 1950
8	at Washington	Jan. 1, 2017
	vs. L.A. Rams	Oct. 23, 2016
	at Dallas	Nov. 4, 1984
	at Washington	Sept. 13, 1981
	at St. Louis	Dec. 15, 1974
	vs. Green Bay	Nov. 1, 1959

**MOST FAIR CATCHES**

7	vs. Philadelphia	Dec. 28, 2014
6	at Atlanta	Oct. 15, 2007
	vs. Minnesota	Oct. 31, 1971
5	at Minnesota	Dec. 13, 2010
	at Dallas	Sept. 8, 1996
	vs. Philadelphia	Nov. 20, 1988

**MOST YARDS GAINED**

149	vs. Chi. Cardinals	Oct. 14, 1951
143	vs. Philadelphia	Dec. 11, 1982
123	vs. Dallas	Oct. 18, 1999
114	vs. Raiders	Dec. 24, 1989

**KICKOFF RETURNS**

**MOST KICKOFF RETURNS**

12	at Washington	Nov. 27, 1966
10	vs. Chi. Cardinals	Oct. 17, 1948
9	at Minnesota	Jan. 3, 2010
	at Dallas	Sept. 18, 1966
	at Pittsburgh	Nov. 30, 1952
8	at Minnesota	Dec. 27, 2015
	at Green Bay	Dec. 26, 2010
	vs. Philadelphia	Dec. 13, 2009
	at Philadelphia	Nov. 1, 2009
	vs. N.E.	Dec. 29, 2007
	vs. Pittsburgh	Dec. 18, 2004

**MOST YARDS GAINED**

287	vs. New Orleans	Dec. 9, 2012
274	at Washington	Nov. 27, 1966
263	vs. Rams	Nov. 14, 1948



259 vs. Pittsburgh Dec. 18, 2004  
 236 at Cleveland Dec. 4, 1966

### FUMBLES

**MOST FUMBLES**

9 at Buffalo Oct. 20, 1975  
 8 vs. San Francisco Dec. 1, 1957  
 7 vs. Philadelphia Dec. 28, 2002  
 vs. Philadelphia Oct. 18, 1964  
 vs. Washington Nov. 5, 1950

**MOST OWN FUMBLES RECOVERED**

6 at Buffalo Oct. 20, 1975  
 5 vs. Dallas Oct. 27, 1974  
 vs. Philadelphia Oct. 18, 1964  
 vs. Washington Nov. 5, 1950  
 at Philadelphia Nov. 3, 1946  
 vs. Pittsburgh Oct. 21, 1945

**MOST OPPONENTS' FUMBLES RECOVERED**

6 at Pittsburgh Sept. 17, 1950  
 5 at Dallas Oct. 11, 1971  
 4 many times, most recently vs. Washington Dec. 5, 2010

### PENALTIES

**MOST PENALTIES**

17 at Washington Oct. 9, 1949  
 vs. Boston Yankees Nov. 28, 1948  
 16 at Seattle Nov. 27, 2005  
 15 at Washington Sept. 21, 2003  
 at Minnesota Nov. 19, 2001  
 at Oakland Sept. 13, 1998  
 at Buffalo Oct. 18, 1987  
 14 vs. Chicago Nov. 7, 2004  
 vs. Detroit Oct. 30, 1994  
 13 seven occasions, most recently at Minnesota Jan. 3, 2010

**MOST YARDS PENALIZED**

177 at Washington Oct. 9, 1949  
 175 vs. Boston Oct. 19, 1947  
 150 at Minnesota Nov. 19, 2001  
 at Detroit Nov. 2, 1947  
 149 at St. Louis Dec. 21, 2014  
 145 at Buffalo Oct. 18, 1987

**SCORING**

**OFFENSE**

**MOST POINTS**

448 1963  
429 2012  
427 2008  
422 2005  
420 2015  
402 2009  
399 1985  
398 1962

**FEWEST POINTS**

79 1928  
93 1932  
115 1936

**MOST TOUCHDOWNS**

57 1963  
49 1962, 1967  
48 1985, 2010  
47 2011, 2012, 2015  
46 1961, 2009  
45 2005, 2008

**FEWEST TOUCHDOWNS**

12 1928  
14 1932  
15 1937  
16 1925, 1936, 1940

**MOST TOUCHDOWNS RUSHING**

27 1930  
24 1985  
21 1950  
20 1992

**FEWEST TOUCHDOWNS RUSHING**

3 1932  
4 1936, 1937, 1987, 1996

**MOST TOUCHDOWNS PASSING**

39 1963  
36 2015  
35 1962  
33 1967

**FEWEST TOUCHDOWNS PASSING**

0 1928  
4 1926  
5 1934

**MOST TOUCHDOWNS ON RETURNS**

10 1951  
6 1944, 1947, 1948, 1949, 1961, 1963, 1996, 2007, 2015

**MOST POINTS AFTER TOUCHDOWN**

52 1963  
47 1962  
46 1961, 2012  
45 1967, 1985, 2009

**FEWEST POINTS AFTER TOUCHDOWN**

4 1928  
7 1932  
8 1925

**MOST FIELD GOAL ATTEMPTS**

42 2005, 1983  
41 1970  
39 2012  
38 2008  
1989  
1981

**MOST FIELD GOALS**

35 2008, 2005, 1983  
33 2012  
32 2018  
30 2020  
2015  
29 1989, 2021  
27 2009  
26 1986, 1993, 2002  
25 1970, 1999  
24 1981, 1988, 1991, 1996, 2014  
23 2001, 2006, 2007, 2013

**FEWEST FIELD GOALS**

0 1932  
1 1926, 1928, 1930, 1931, 1936, 1948

**HIGHEST FIELD GOAL PERCENTAGE**

97.0 2018  
96.9 2020  
95.5 2016  
93.8 2015  
92.3 2014  
92.1 2008  
88.9 1996  
88.7 2013  
87.9 2021  
85.2 2006, 2007  
84.6 2012

**MOST SAFETIES**

3 2008, 1927  
2 1944, 1950, 1953, 1961, 1989, 1994, 1996, 2011

**DEFENSE**

**FEWEST POINTS ALLOWED**

20 1927  
51 1926  
67 1925  
75 1944

**MOST POINTS ALLOWED**

501 1966  
451 2019  
442 2015  
427 2009  
425 1980  
416 2021  
412 2018  
407 2023

**FEWEST TOUCHDOWNS ALLOWED**

3 1927  
7 1926  
8 1925

**MOST TOUCHDOWNS ALLOWED**

66 1966  
55 1980  
54 1948, 2009, 2019

**MOST POINTS AFTER TOUCHDOWN ALLOWED**

63 1966  
52 1948  
51 1980  
34 2016, 2021  
31 2015, 2018  
29 1991, 1994, 2013, 2014  
28 1995, 2003, 2017  
26 2012  
25 1988, 2011, 2019, 2023  
24 1999  
23 1987, 1998, 2001, 2010

**MOST SAFETIES BY OPPONENT**

3 1984  
2 1965, 2010

**FIRST DOWNS**

**OFFENSE**

**MOST FIRST DOWNS**

356 1985  
338 2008  
336 2014  
331 2010, 2011, 2015  
327 2012  
324 1986  
323 2002, 2009  
321 2007  
317 1988  
312 2005  
310 1984, 2000  
308 1999  
304 2006  
300 1993, 2003

**MOST FIRST DOWNS RUSHING**

138 1985  
130 2008  
127 1986, 1993  
125 1978

124 1956

**MOST FIRST DOWNS PASSING**

218 2014  
 216 2011  
 208 2015, 2018  
 198 1984  
 197 1999  
 195 2000, 2002  
 194 2009  
 192 1985, 2010  
 190 2016

**MOST FIRST DOWNS BY PENALTY**

46 2015  
 38 2021  
 37 2012  
 36 1997  
 35 2007, 2014, 2019  
 34 2005  
 33 2004  
 32 2008, 1992  
 31 2011

**DEFENSE**

**FEWEST FIRST DOWNS ALLOWED**

104 1938  
 106 1937  
 116 1941

**MOST FIRST DOWNS ALLOWED**

367 2015  
 365 2021  
 353 2020  
 352 2023  
 346 2018  
 343 2019  
 338 2011  
 336 1980  
 335 1995  
 327 2013

**FEWEST FIRST DOWNS RUSHING ALLOWED**

55 1982  
 58 1938  
 59 1937

**MOST FIRST DOWNS RUSHING ALLOWED**

156 1980  
 155 1978  
 137 1975

**FEWEST FIRST DOWNS PASSING ALLOWED**

41 1937  
 43 1938  
 47 1941

**MOST FIRST DOWNS PASSING ALLOWED**

236 2015  
 216 2021  
 211 2019  
 210 2011  
 205 2018  
 198 2013  
 196 2012  
 195 1997  
 191 2016

**NET YARDS**

**OFFENSE**

**MOST YARDS GAINED**

6,161 2011  
 6,085 2010  
 5,956 2015  
 5,884 1985  
 5,875 2014  
 5,856 2009  
 5,787 2005  
 5,697 2018  
 5,695 2008  
 5,687 2012  
 5,416 2019  
 5,378 1986

**DEFENSE**

**FEWEST YARDS ALLOWED**

2,029 1938  
 2,054 1935  
 2,169 1937  
 2,219 1940

**MOST YARDS ALLOWED**

6,725 2015  
 6,149 2023  
 6,134 2012  
 6,037 2019  
 6,032 2021  
 6,022 2011  
 6,012 2014  
 5,971 2017  
 5,942 2018  
 5,752 1980  
 5,479 2006  
 5,435 2016

**RUSHING**

**OFFENSE**

**MOST RUSHING ATTEMPTS**

581 1985  
 580 1978  
 567 1934

**FEWEST RUSHING ATTEMPTS**

244 1982  
 316 1945  
 362 1948  
 366 1947

**MOST YARDS RUSHING**

2,518 2008  
 2,451 1985  
 2,336 1950  
 2,304 1978

**FEWEST YARDS RUSHING**

769 1945  
 842 1982  
 1,049 1953

**MOST TOUCHDOWNS RUSHING**

27 1930  
 24 1985  
 21 1950  
 20 1992  
 19 2008  
 18 1956, 1986, 2004, 2012

**DEFENSE**

**FEWEST ATTEMPTS, OPPONENT**

301 1982  
 350 1986  
 359 2000  
 366 1943

**MOST ATTEMPTS, OPPONENT**

640 1978  
 618 1979  
 584 1980  
 580 2005  
 560 1976

**FEWEST YARDS ALLOWED**

913 1951  
 977 1940  
 1,000 1944  
 1,006 1943

**MOST YARDS ALLOWED**

2,656 1978  
 2,507 1980  
 2,452 1979  
 2,422 1975

**FEWEST TOUCHDOWNS ALLOWED**

1 1927  
 2 1944  
 3 1926, 1938

**MOST TOUCHDOWNS ALLOWED**

31 1980  
 25 1948, 1978  
 24 2023

**PASSING**

**OFFENSE**

**MOST PASSES ATTEMPTED**

623 2015  
 616 2003  
 608 2017  
 607 2014, 2019  
 602 1999  
 598 2016  
 593 2021  
 589 2011  
 583 2018  
 575 1983  
 567 2013

**FEWEST PASSES ATTEMPTED**

125 1944  
 148 1942  
 149 1934  
 1943

**MOST PASSES COMPLETED**

392 2015  
 383 2014  
 382 2018  
 377 2016  
 376 2019  
 373 2017  
 359 2011  
 351 2021  
 350 1999  
 339 2010

**FEWEST PASSES COMPLETED**

47 1944  
 63 1943  
 64 1934  
 67 1942

**HIGHEST COMPLETION PERCENTAGE**

65.5 2018  
 65.3 2023  
 63.1 2014  
 63.0 2016  
 62.9 2010, 2015  
 62.4 2009  
 62.1 2020  
 61.9 2019  
 61.6 2002  
 61.3 2017  
 61.0 2011  
 1991

**MOST YARDS GAINED (NET)**

4,734 2011  
 4,347 2015  
 4,272 2014  
 4,047 2018  
 4,019 2009  
 3,951 2002  
 3,885 2010  
 3,879 2016  
 3,825 2012  
 3,719 1999  
 3,731 2019

**MOST TOUCHDOWN PASSES**

39 1963  
 36 2015  
 35 1962  
 33 1967  
 31 2010

**MOST PASSES HAD INTERCEPTED**

34 1953  
 31 1966  
 1983

**FEWEST PASSES HAD INTERCEPTED**

5 1990  
 8 1969, 1991

**DEFENSE**

**FEWEST ATTEMPTS, OPPONENT**

149 1963  
 182 1937

184 1934

**MOST ATTEMPTS, OPPONENT**

638 2015  
 630 2016  
 611 2021  
 601 2013  
 596 1997  
 589 2011  
 587 1986  
 585 2000  
 582 2023  
 574 2020

**FEWEST COMPLETIONS, OPPONENTS**

54 1934  
 60 1936  
 62 1933

**MOST COMPLETIONS, OPPONENT**

423 2015  
 402 2021  
 388 2020  
 371 2023  
 369 2016, 2019  
 362 2018  
 361 2011, 2013  
 347 2017  
 341 2012  
 334 1986  
 333 2006  
 329 2005  
 327 2000

**FEWEST YARDS ALLOWED (NET)**

744 1934  
 809 1933  
 914 1938

**MOST YARDS ALLOWED (NET)**

4,783 2015  
 4,260 2016  
 4,225 2019  
 4,082 2011  
 4,068 2012  
 4,044 2018  
 4,038 2017  
 4,018 2016  
 3,898 2023  
 3,850 2014  
 3,839 2021

**FEWEST TOUCHDOWNS ALLOWED**

2 1927  
 3 1939, 1944

**MOST TOUCHDOWNS ALLOWED**

36 1966  
 32 2017  
 31 2015  
 30 2019  
 28 1964, 2004, 2011  
 27 2021

**INTERCEPTIONS**

**MOST INTERCEPTIONS**

41 1951  
 39 1948  
 35 1939

**FEWEST INTERCEPTIONS**

10 2003  
 11 2002  
 12 1976, 1977, 1982, 1991  
 13 1945, 2009, 2017

**MOST YARDS, RETURNS**

569 1941  
 561 1948  
 549 1944

**FEWEST YARDS, RETURNS**

62 1976  
 91 1974  
 93 2002  
 110 2010  
 113 1980, 2004

**MOST TOUCHDOWNS, RETURNS**

5 1963

## SACKS

**MOST SACKS**

68 1985  
 59 1986  
 55 1987  
 54 1997, 1998  
 53 2007

## PUNTING

**MOST PUNTS**

112 1997  
 104 1979  
 102 1996  
 101 1998  
 100 1977

**FEWEST PUNTS**

47 1972  
 49 1960, 1982  
 50 1945, 1946  
 53 1945, 1946  
 1966

**MOST YARDS**

4,566 1998  
 4,531 1997  
 4,445 1979  
 4,372 2023  
 4,297 2016  
 4,289 1996

**HIGHEST PUNTING AVERAGE**

47.5 2012  
 46.9 2013  
 46.6 1959  
 46.2 2016  
 46.0 2023  
 45.7 2011  
 45.5 2014  
 45.4 1964, 2018

**HIGHEST NET PUNT AVERAGE (SINCE 1976)**

42.3 2019, 2023  
 41.8 2018  
 40.9 2016  
 40.2 2008  
 39.5 2021  
 39.4 2012  
 39.2 2011

## PUNT RETURNS

**MOST PUNT RETURNS**

64 1981  
 55 1953, 1983, 1984, 1987

**MOST YARDS GAINED**

717 1941  
 675 1951  
 626 1938

**HIGHEST RETURN AVERAGE**

15.3 1941  
 14.1 1951

13.3 1943

## KICKOFF RETURNS

**MOST KICKOFF RETURNS**

80 1966  
 73 1994  
 72 2003  
 71 1980, 1983, 2009  
 70 2006

**MOST YARDS GAINED**

1,688 1,688  
 1,658 1,658  
 1,648 1,648  
 1,616 1,616  
 1,579 1,579  
 1,529 1,529  
 1,502 1,502

**HIGHEST RETURN AVERAGE**

27.4 1944  
 26.3 1953  
 26.2 2012  
 26.0 1946

## FUMBLES

**MOST FUMBLES**

49 1960  
 44 1964, 1975  
 40 1961, 2001

**MOST OWN FUMBLES RECOVERED**

23 1960  
 21 1964, 1975, 1981

**MOST OPPONENTS' FUMBLES RECOVERED**

27 1950  
 26 1946  
 23 1980, 2010

## PENALTIES

**MOST PENALTIES**

143 2005  
 127 2003  
 124 1998  
 122 1979  
 118 2004  
 116 1997  
 114 2018

**MOST YARDS PENALIZED**

1,115 2005  
 1,090 2003  
 1,047 1979  
 1,020 1983  
 1,016 1978

## SERVICE

### MOST GAMES, CAREER

15	Lawrence Taylor
12	Eli Manning
11	Carl Banks
	Leonard Marshall
	Bart Oates
	Gary Reasons
	William Roberts
	Amani Toomer
	Perry Williams
	Brandon Jacobs
	David Diehl
	Kareem McKenzie
	Chris Snee
11	Chase Blackburn
	Phil Simms
	Michael Strahan
	Justin Tuck
	Osi Umenyiora
	Corey Webster
	Zak DeOssie

## SCORING

### MOST POINTS, CAREER

59	Lawrence Tynes
52	Amani Toomer
36	Brad Daluiso
	Ken Strong
30	Brandon Jacobs
	Matt Bahr
26	Raul Allegre

### MOST POINTS, GAME

18	Amani Toomer, at San Fran.	Jan. 5, 2003
17	Ken Strong, vs. Chi. Bears	Dec. 9, 1934
16	Brad Daluiso, vs. Minn.	Dec. 27, 1997

## TOUCHDOWNS

### MOST TOUCHDOWNS, CAREER

7	Amani Toomer
5	Brandon Jacobs
4	Joe Morris
	Ken Strong
	Hakeem Nicks
3	Plaxico Burress
	Ottis Anderson
	Mark Bavaro
	Frank Gifford

### MOST TOUCHDOWNS, GAME

3	Amani Toomer, at San Fran.	Jan. 5, 2003
2	Ken Strong, vs. Chicago	Dec. 9, 1943
	Alex Webster, vs. Chicago	Dec. 30, 1956
	Johnny Perkins, at San Fran.	Jan. 3, 1982
	Joe Morris, vs. San Francisco	Jan. 4, 1987
	Rodney Hampton, vs. Minn.	Jan. 9, 1994
	Ike Hilliard, vs. Minnesota	Jan. 14, 2001
	Amani Toomer, at Dallas	Jan. 13, 2008
	Hakeem Nicks, vs. Atlanta	Jan. 8, 2012
	Hakeem Nicks, at Green Bay	Jan. 15, 2012
	<b>Saquon Barkley, at Minnesota</b>	<b>Jan. 15, 2023</b>

## POINT AFTER TOUCHDOWNS

### MOST EXTRA POINT ATTEMPTS, CAREER

20	Lawrence Tynes
15	Raul Allegre
9	Brad Daluiso, Ken Strong
6	Matt Bahr, Joe Danelo

### MOST EXTRA POINT ATTEMPTS, GAME

7	Raul Allegre, vs. San Fran.	Jan. 4, 1987
6	Ben Agajanian, vs. Chicago	Dec. 30, 1956
5	Raul Allegre, vs. Denver	Jan. 25, 1987
	Brad Daluiso, vs. Minn.	Jan. 14, 2001
	Matt Bryant, at San Fran.	Jan. 5, 2003

### MOST EXTRA POINTS MADE, CAREER

20	Lawrence Tynes
14	Raul Allegre
9	Brad Daluiso, Ken Strong
6	Matt Bahr, Joe Danelo

### MOST EXTRA POINTS MADE, GAME

7	Raul Allegre, vs. San Fran.	Jan. 4, 1987
5	Ben Agajanian, vs. Chi.	Dec. 30, 1956
	Brad Daluiso, vs. Minnesota	Jan. 14, 2001
	Matt Bryant, at San Francisco	Jan. 5, 2003
4	Raul Allegre, vs. Denver	Jan. 25, 1987
	Matt Bahr, vs. Chicago	Jan. 13, 1991
	Lawrence Tynes, at Green Bay	Jan. 15, 2012
	<b>Graham Gano, at Minnesota</b>	<b>Jan. 15, 2023</b>

### MOST TWO-POINT CONVERSIONS

None

## FIELD GOALS

### MOST FIELD GOAL ATTEMPTS, CAREER

17	Lawrence Tynes
10	Brad Daluiso
9	Matt Bahr
5	Ward Cuff
	Ali Haji-Sheikh
	Eric Schubert
	Pat Summerall

### MOST FIELD GOAL ATTEMPTS, GAME

6	Matt Bahr, at San Francisco	Jan. 20, 1991
5	John Carney, vs. Philadelphia	Jan. 11, 2009
	Brad Daluiso, vs. Minnesota	Dec. 27, 1997
	Lawrence Tynes, at Green Bay	Jan. 20, 2008
4	Eric Schubert, vs. San Fran.	Dec. 29, 1985
	Lawrence Tynes, at Green Bay	Jan. 15, 2012

### MOST FIELD GOALS MADE, CAREER

13	Lawrence Tynes
9	Brad Daluiso
8	Matt Bahr
5	Pat Summerall

### MOST FIELD GOALS MADE, GAME

5	Matt Bahr, at San Francisco	Jan. 20, 1991
	Brad Daluiso, vs. Minn.	Dec. 27, 1997
3	Pat Summerall, at Baltimore	Dec. 27, 1959
	Ali Haji-Sheikh, at L.A.Rams	Dec. 23, 1984
	Lawrence Tynes, at Green Bay	Jan. 20, 2008
	John Carney, vs. Philadelphia	Jan. 11, 2009
	Lawrence Tynes, at Green Bay	Jan. 15, 2012
2	By many	

### HIGHEST FIELD GOAL PCT., CAREER (MIN.: 5 FGA)

1.000	Pat Summerall (5-5)
.900	Brad Daluiso (9-10)
.889	Matt Bahr (8-9)

### LONGEST FIELD GOAL

51	Brad Daluiso, vs. Minnesota	Dec. 27, 1997
48	Joe Danelo, at San Francisco	Jan. 3, 1982
47	Eric Schubert, vs. San Fran.	Dec. 29, 1985
	Raul Allegre, vs. Washington	Jan. 11, 1987
	Lawrence Tynes, at Green Bay	Jan. 20, 2008

## SAFETIES

### MOST SAFETIES

1	George Martin, vs. Denver	Jan. 25, 1987
	Team, vs. Philadelphia	Jan. 11, 2009

## RUSHING

### ATTEMPTS

### MOST RUSH ATTEMPTS, CAREER

140	Joe Morris
120	Brandon Jacobs
111	Ahmad Bradshaw
94	Tiki Barber
93	Ottis Anderson

### MOST RUSH ATTEMPTS, GAME

33	Rob Carpenter, at Phil.	Dec. 27, 1981
	Rodney Hampton, vs. Minn.	Jan. 9, 1994
29	Joe Morris, vs. Washington	Jan. 11, 1987
28	Joe Morris, vs. San Fran.	Dec. 29, 1985

## YARDS

### MOST RUSH YARDS, CAREER

553	Joe Morris
480	Ahmad Bradshaw
461	Brandon Jacobs
375	Ottis Anderson
338	Tiki Barber

## MOST RUSH YARDS, GAME

161	Rob Carpenter, at Phil.	Dec. 27, 1981
	Rodney Hampton, vs. Minn.	Jan. 9, 1994
159	Joe Morris, vs. San Francisco	Jan. 4, 1987
141	Joe Morris, vs. San Fran.	Dec. 29, 1985

## LONGEST RUSH

51	Rodney Hampton, vs. Minn.	Jan. 9, 1994
45	Joe Morris, vs. San Francisco	Jan. 4, 1987
42	Ken Strong, vs. Chicago	Dec. 9, 1934

## HIGHEST RUSH AVERAGE, CAREER (MIN.: 50 ATTEMPTS)

4.32	Ahmad Bradshaw (111-480)
4.03	Ottis Anderson (93-375)
3.95	Joe Morris (140-553)
3.88	Rodney Hampton (50-194)
3.84	Brandon Jacobs (120-461)

## HIGHEST RUSH AVERAGE, GAME (MIN.: 10 ATTEMPTS)

6.63	Joe Morris, vs. San Fran. (24-159)	Jan. 4, 1987
6.57	Brandon Jacobs vs. Atlanta (14-92)	Jan. 8, 2012
6.33	Choo Choo Roberts, at Clev. (12-76)	Dec. 17, 1950
5.75	Tiki Barber, vs. Minn. (12-69)	Jan. 14, 2001

## TOUCHDOWNS

### MOST RUSH TOUCHDOWNS, CAREER

4	Joe Morris
	Brandon Jacobs
3	Ottis Anderson
2	<b>Saquon Barkley</b>
	Ahmad Bradshaw
	Rodney Hampton
	Ken Strong
	Mel Triplett
	Alex Webster

### MOST RUSH TOUCHDOWNS, GAME

2	Ken Strong, vs. Chicago	Dec. 9, 1934
	Alex Webster, vs. Chicago	Dec. 30, 1956
	Joe Morris, vs. San Francisco	Jan. 4, 1987
	Rodney Hampton, vs. Minnesota	Jan. 9, 1994
	<b>Saquon Barkley, at Minnesota</b>	<b>Jan. 15, 2023</b>

## PASSING

### ATTEMPTS

### MOST PASS ATTEMPTS, CAREER

400	Eli Manning
279	Phil Simms
140	Kerry Collins
92	Charlie Conerly

### MOST PASS ATTEMPTS, GAME

58	Eli Manning, at San Fran.	Jan. 22, 2012
44	Eli Manning, at Green Bay	Jan. 8, 2017
	Phil Simms, at San Fran.	Dec. 29, 1984
43	Kerry Collins, at San Fran.	Jan. 5, 2003
41	Y.A. Tittle, vs. Green Bay	Dec. 30, 1962
40	Eli Manning, at Green Bay	Jan. 20, 2008
	Eli Manning, vs. New England	Feb. 5, 2012

### COMPLETIONS

### MOST PASS COMPLETIONS, CAREER

242	Eli Manning
157	Phil Simms
84	Kerry Collins
48	Charlie Conerly

### MOST PASS COMPLETIONS, GAME

32	Eli Manning, at San Fran.	Jan. 22, 2012
30	Eli Manning, vs. New England	Feb. 5, 2012
29	Kerry Collins, at San Fran.	Jan. 5, 2003
28	Kerry Collins, vs. Minn.	Jan. 14, 2001
25	Phil Simms, at San Fran.	Dec. 29, 1984

### HIGHEST COMPLETION PERCENTAGE, CAREER (MIN.: 50 ATTEMPTS)

<b>62.90</b>	<b>Daniel Jones (39-62)</b>
60.50	Eli Manning (242-400)
60.00	Kerry Collins (84-140)
59.21	Jeff Hostetler (45-76)
56.27	Phil Simms (157-279)

### HIGHEST COMPLETION PERCENTAGE, GAME (MIN.: 15 ATTEMPTS)

88.00	Phil Simms, vs. Denver (22-25)	Jan. 25, 1987
75.00	Eli Manning, vs. New England (40-40)	Feb. 5, 2012
74.07	Eli Manning, at Tampa (20-27)	Jan. 6, 2008
71.87	Eli Manning, vs. Atlanta (23-32)	Jan. 8, 2012
71.79	Kerry Collins, vs. Minn. (28-39)	Jan. 14, 2001

70.97 Phil Simms, at L.A. Rams (22-31)

Dec. 23, 1984

## YARDS

### MOST PASS YARDS, CAREER

2,815	Eli Manning
1,679	Phil Simms
960	Kerry Collins
785	Charlie Conerly

### MOST PASS YARDS, GAME

381	Kerry Collins, vs. Minn.	Jan. 14, 2001
342	Kerry Collins, at San Fran.	Jan. 5, 2003
330	Eli Manning, at Green Bay	Jan. 15, 2012
316	Eli Manning, at San Fran.	Jan. 22, 2012
299	Eli Manning, at Green Bay	Jan. 8, 2017
296	Eli Manning, vs. New England	Feb. 5, 2012

## TOUCHDOWNS

### MOST PASS TOUCHDOWNS, CAREER

18	Eli Manning
10	Phil Simms
9	Kerry Collins
8	Scott Brunner

### MOST PASS TOUCHDOWNS, GAME

5	Kerry Collins, vs. Minn.	Jan. 14, 2001
4	Phil Simms, vs. San Fran.	Jan. 4, 1987
	Kerry Collins, at San Fran.	Jan. 5, 2003
3	Scott Brunner, at Phil.	Dec. 27, 1981
	Scott Brunner, at San Fran.	Jan. 3, 1982
	Phil Simms, vs. Denver	Jan. 25, 1987
	Eli Manning, vs. Atlanta	Jan. 8, 2012
	Eli Manning, at Green Bay	Jan. 15, 2012

### LONGEST PASS COMPLETION

72	Scott Brunner, at San Fran.	Jan. 3, 1982
	Eli Manning, vs. Atlanta	Jan. 8, 2012
67	Charlie Conerly, vs. Chicago	Dec. 30, 1956
66	Eli Manning, at Green Bay	Jan. 15, 2012
62	Charlie Conerly, vs. Baltimore	Dec. 28, 1958

### HIGHEST PASS TD PCT., CAREER (MIN.: 50 ATTEMPTS)

11.76	Scott Brunner (6-51)
6.43	Kerry Collins (9-140)
4.50	Eli Manning (18-400)
4.35	Charlie Conerly (4-92)

## INTERCEPTIONS

### MOST PASSES HAD INTERCEPTED, CAREER

10	Y.A. Tittle
9	Eli Manning
8	Tuffy Leemans
7	Kerry Collins

### MOST PASSES HAD INTERCEPTED, GAME

6	Frank Filchock, vs. Chicago	Dec. 15, 1946
5	Y.A. Tittle, at Chicago	Dec. 29, 1963
4	Arnie Herber, vs. Green Bay	Dec. 17, 1944
	Y.A. Tittle, at Green Bay	Dec. 31, 1961
	Kerry Collins, vs. Baltimore	Jan. 28, 2001

### LOWEST PASS INT. PERCENTAGE, CAREER (MIN.: 50 ATTEMPTS)

0.00	Jeff Hostetler (0-76)
<b>1.61</b>	<b>Daniel Jones (1-62)</b>
2.15	Phil Simms (6-279)
2.30	Eli Manning (9-400)
4.35	Charlie Conerly (4-92)

## RECEIVING

### RECEPTIONS

### MOST RECEPTIONS, CAREER

55	Amani Toomer
30	Mark Bavaro
28	Hakeem Nicks
25	Rob Carpenter
24	Tiki Barber

### MOST RECEPTIONS, GAME

11	Plaxico Burress, at Green Bay	Jan. 20, 2008
10	Ike Hilliard, vs. Minnesota	Jan. 14, 2001
	Victor Cruz, at San Fran.	Jan. 22, 2012
	Hakeem Nicks, vs. New England	Feb. 12, 2012
9	Bob Schnelker, at Baltimore	Dec. 27, 1959
8	<b>Isaiah Hodgins, at Minnesota</b>	<b>Jan. 15, 2023</b>
	Amani Toomer, at San Fran.	Jan. 5, 2003

## YARDS

### MOST RECEIVING YARDS, CAREER

608	Amani Toomer
444	Hakeem Nicks
366	Mark Bavaro
310	Plaxico Burress
284	Bob Schnelker

### MOST RECEIVING YARDS, GAME

175	Bob Schnelker, at Baltimore	Dec. 27, 1959
165	Hakeem Nicks, at Green Bay	Jan. 15, 2012
155	Ike Hilliard, vs. Minnesota	Jan. 14, 2001
151	Plaxico Burress, at Green Bay	Jan. 20, 2008
142	Victor Cruz, at San Fran.	Jan. 22, 2012

### MOST YARDS PER RECEPTIONS, CAREER (MIN.: 15 RECEPTIONS)

15.9	Hakeem Nicks (28-444)
13.9	Frank Gifford (17-236)
13.8	Amani Toomer (44-608)
	Ike Hilliard (16-220)
13.5	Plaxico Burress (23-310)
12.8	Victor Cruz (21-269)

### MOST YARDS PER RECEPTION, GAME (MIN.: 3 RECEPTIONS)

39.33	Earnest Gray, at San Fran. (3-118)	Jan. 3, 1982
32.75	Frank Gifford, vs. Chicago (4-131)	Dec. 30, 1956
23.67	Frank Liebel, vs. Green Bay (3-71)	Dec. 17, 1944

### LONGEST RECEPTION

72	Earnest Gray, at San Fran.	Jan. 3, 1982
	Hakeem Nicks, vs. Atlanta	Jan. 8, 2012
67	Frank Gifford, vs. Chicago	Dec. 30, 1956
66	Hakeem Nicks, at Green Bay	Jan. 15, 2012
62	Kyle Rote, vs. Baltimore	Dec. 28, 1958

## TOUCHDOWNS

### MOST RECEIVING TOUCHDOWNS, CAREER

7	Amani Toomer
4	Hakeem Nicks
3	Plaxico Burress
	Mark Bavaro
	Frank Gifford
	Mario Manningham
2	6 tied

### MOST RECEIVING TOUCHDOWNS, GAME

3	Amani Toomer, at San Fran.	Jan. 5, 2003
2	Johnny Perkins, at San Fran.	Jan. 3, 1982
	Ike Hilliard, vs. Minnesota	Jan. 14, 2001
	Amani Toomer, at Dallas	Jan. 13, 2008
	Hakeem Nicks, vs. Atlanta	Jan. 8, 2012
	Hakeem Nicks, at Green Bay	Jan. 15, 2012
1	By many	

## INTERCEPTIONS

### MOST INTERCEPTIONS, CAREER

4	Jason Sehorn
3	R.W. McQuarters
	Lindon Crow
	Howie Livingston
	Gary Reasons
2	Corey Webster
	Mark Collins
	Ed Danowski

### MOST INTERCEPTIONS, GAME

2	Howie Livingston, vs. Chicago	Dec. 15, 1946
	Lindon Crow, vs. Cleveland	Dec. 21, 1958
	Gary Reasons, at San Fran.	Dec. 29, 1984

### MOST INTERCEPTION YARDS, CAREER

68	Jason Sehorn
48	Gary Reasons
37	Everson Walls

### MOST INTERCEPTION YARDS, GAME

37	Everson Walls, vs. Chicago	Jan. 13, 1991
36	Jason Sehorn, vs. Minnesota	Dec. 27, 1997
34t	Lawrence Taylor, vs. San Fran.	Jan. 4, 1987

### LONGEST INTERCEPTION RETURN

37	Everson Walls, vs. Chi.	Jan. 13, 1991
36	Jason Sehorn, vs. Minn.	Dec. 27, 1997
34t	Lawrence Taylor, vs. San Fran.	Jan. 4, 1987

### MOST INTERCEPTION TOUCHDOWNS

1	Harry Carson, at San Fran.	Dec. 29, 1984
	Lawrence Taylor, vs. San Fran.	Jan. 4, 1987

Jason Sehorn, vs. Phil.

Jan. 7, 2001

## PUNTING

### MOST PUNTS, CAREER

45	Sean Landeta
38	Don Chandler
31	Jeff Feagles
24	Brad Maynard
22	Steve Weatherford

### MOST PUNTS, GAME

12	Steve Weatherford, at San Fran.	Jan. 22, 2012
11	Ken Strong, at Chicago	Dec. 17, 1933
	Brad Maynard, vs. Baltimore	Jan. 28, 2001
10	Len Younce, vs. Green Bay	Dec. 17, 1944
9	Len Younce, vs. Washington	Dec. 19, 1943
	Sean Landeta, at Chicago	Jan. 5, 1986

### MOST PUNT YARDS, CAREER

1,832	Sean Landeta
1,664	Don Chandler
1,271	Jeff Feagles
999	Steve Weatherford
899	Brad Maynard

### MOST PUNT YARDS, GAME

557	Steve Weatherford, at San Fran.	Jan. 22, 2012
422	Brad Maynard, vs. Baltimore	Jan. 28, 2001
410	Len Younce, vs. Green Bay	Dec. 17, 1944
362	Len Younce, vs. Washington	Dec. 19, 1943

### HIGHEST PUNT AVERAGE, CAREER (MIN.: 15 PUNTS)

45.9	Steve Weatherford (22-999)
43.8	Don Chandler (38-1,664)
41.0	Jeff Feagles (31-1,271)
40.7	Sean Landeta (45-1,832)
40.6	Dave Jennings (18-730)

### HIGHEST PUNT AVERAGE, GAME (MIN.: 4 PUNTS)

47.8	Don Chandler, at Baltimore (6-287)	Dec. 27, 1959
47.0	Don Chandler, vs. Cleveland (7-329)	Dec. 21, 1958
46.4	Steve Weatherford, at San Fran. (12-557)	Jan. 22, 2012
45.8	Steve Weatherford, vs. Atlanta (4-183)	Jan. 8, 2012
45.7	Ken Strong, vs. Chi. Bears (6-274)	Dec. 9, 1934
	Don Chandler, vs. Baltimore (6-274)	Dec. 28, 1958

### LONGEST PUNT

76	Ed Danowski, at Detroit	Dec. 15, 1935
72	Charlie Conerly, at Clev.	Dec. 17, 1950
64	Don Chandler, vs. Cleveland	Dec. 21, 1958

## PUNT RETURNS

### MOST PUNT RETURNS, CAREER

19	Phil McConkey
14	R.W. McQuarters
12	Dave Meggett
9	Will Blackmon
8	Amani Toomer

### MOST PUNT RETURNS, GAME

7	Phil McConkey, vs. San Fran.	Jan. 4, 1987
5	Phil McConkey, vs. Wash.	Jan. 11, 1987
	Dave Meggett, at San Fran.	Jan. 20, 1991
	Amani Toomer, vs. Phil.	Jan. 7, 2001
	Will Blackmon, vs. Atlanta	Jan. 8, 2012
4	Leon Bright, at Philadelphia	Dec. 27, 1981
	Phil McConkey, vs. San Fran.	Dec. 29, 1985
	R.W. McQuarters, at Green Bay	Jan. 20, 2008

### MOST FAIR CATCHES, CAREER

7	Dave Meggett
6	Will Blackmon
5	R.W. McQuarters
3	Ike Hilliard
	Joe Morrison
2	Amani Toomer
	Tiki Barber
	Phil McConkey

### MOST FAIR CATCHES, GAME

3	Dave Meggett, vs. Buffalo	Jan. 27, 1991
	Dave Meggett, vs. Minnesota	Jan. 9, 1994
2	Joe Morrison, at Baltimore	Dec. 27, 1959
	Amani Toomer, vs. Minnesota	Dec. 27, 1997
	Tiki Barber, vs. Baltimore	Jan. 28, 2001
	R.W. McQuarters, at Tampa Bay	Jan. 6, 2008
	R.W. McQuarters, at Dallas	Jan. 13, 2008



Will Blackmon, at San Fran. Jan. 22, 2012  
 Will Blackmon, vs. New England Feb. 5, 2012

### MOST PUNT RETURN YARDS, CAREER

147 Phil McConkey  
 117 R.W. McQuarters  
 100 Dave Meggett  
 66 Ken Strong  
 64 Will Blackmon

### MOST PUNT RETURN YARDS, GAME

66 Ken Strong, vs. Chicago Dec. 9, 1934  
 57 Phil McConkey, vs. San Fran. Jan. 4, 1987  
 42 Dave Meggett, at San Fran. Jan. 20, 1991

### HIGHEST PUNT RETURN AVERAGE, CAREER (MIN.: 5 RETURNS)

8.4 R.W. McQuarters (14-117)  
 8.3 Dave Meggett (12-100)  
 7.8 Lionel Manuel (6-47)  
 7.7 Phil McConkey (19-147)  
 7.1 Leon Bright (7-50)  
 Will Blackmon (9-64)

### HIGHEST PUNT RETURN AVERAGE, GAME (MIN.: 3 RETURNS)

22.0 Ken Strong, vs. Chicago (3-66) Dec. 9, 1934  
 11.0 Ike Hilliard, vs. Baltimore (3-33) Jan. 28, 2001  
 Delvin Joyce, at San Fran. (3-33) Jan. 5, 2003  
 9.7 Aaron Ross, at San Fran. (3-29) Jan. 22, 2012  
 8.4 Dave Meggett, at San Fran. (5-42) Jan. 20, 1991

### LONGEST PUNT RETURN

42 Ken Strong, vs. Chicago Dec. 9, 1934  
 26 Harry Newman, at Chicago Dec. 17, 1933  
 25 Dave Brown, vs. Washington Dec. 19, 1943  
 Phil McConkey, vs. Denver Jan. 25, 1987  
 R.W. McQuarters, at Dallas Jan. 13, 2008

### MOST PUNT RETURN TOUCHDOWNS, CAREER

None

## KICKOFF RETURNS

### MOST KICKOFF RETURNS, CAREER

12 Domenik Hixon  
 10 Dave Meggett  
 8 Ron Dixon, Kenny Hill  
 7 Lee Rouson

### MOST KICKOFF RETURNS, GAME

6 Ahmad Bradshaw, vs. Phil. Jan. 11, 2009  
 Chad Morton, vs. Carolina Jan. 8, 2006  
 Ron Dixon, vs. Baltimore Jan. 28, 2001  
 5 Joel Wells, at Green Bay Dec. 31, 1961  
 Leon Bright, at San Francisco Jan. 3, 1982  
 Delvin Joyce, at San Fran. Jan. 5, 2003  
 Domenik Hixon, at Green Bay Jan. 20, 2008  
 4 Kenny Hill, at San Francisco Dec. 29, 1984  
 Dave Meggett, at San Fran. Jan. 15, 1994

### MOST KICKOFF RETURN YARDS, CAREER

290 Domenik Hixon  
 272 Ron Dixon  
 180 Ahmad Bradshaw  
 173 Kenny Hill  
 167 Dave Meggett

### MOST KICKOFF RETURN YARDS, GAME

180 Ahmad Bradshaw, vs. Philadelphia Jan. 11, 2009  
 153 Ron Dixon, vs. Baltimore Jan. 28, 2001  
**130 Gary Brightwell, at Philadelphia Jan. 21, 2023**  
 122 Chad Morton, vs. Carolina Jan. 8, 2006  
 121 R.W. McQuarters, at Green Bay Jan. 20, 2008

### HIGHEST KICKOFF RETURN AVERAGE, CAREER (MIN.: 5 RETURNS)

34.0 Ron Dixon (8-272)  
 30.0 Ahmad Bradshaw (6-180)  
**24.8 Gary Brightwell (6-149)**  
 24.2 Domenik Hixon (12-290)  
 23.6 Delvin Joyce (5-118)  
 Ken Strong (5-118)

### HIGHEST KICKOFF RETURN AVERAGE, GAME (MIN.: 3 RETURNS)

31.0 Domenik Hixon, at Dallas (3-91) Jan. 13, 2008  
 30.0 Ahmad Bradshaw, vs. Phil. (6-180) Jan. 11, 2009  
 27.3 Kenny Hill, at San Fran. (4-109) Dec. 29, 1984  
**26.0 Gary Brightwell, at Philadelphia (5-130) Jan. 21, 2023**  
 25.5 Ron Dixon, vs. Baltimore (6-153) Jan. 28, 2001

### LONGEST KICKOFF RETURN

97+ Ron Dixon, vs. Philadelphia Jan. 7, 2001  
 Ron Dixon, vs. Baltimore Jan. 28, 2001  
 65 Ahmad Bradshaw, vs. Philadelphia Jan. 11, 2009  
 53 Gene Filipski, vs. Chicago Dec. 30, 1956  
 51 Kenny Hill, at San Francisco Dec. 29, 1984

### MOST KICKOFF RETURN TOUCHDOWNS, CAREER

2 Ron Dixon

### MOST KICKOFF RETURN TOUCHDOWNS, GAME

1 Ron Dixon, vs. Philadelphia Jan. 7, 2001  
 Ron Dixon, vs. Baltimore Jan. 28, 2001

## FUMBLES

### MOST FUMBLES, CAREER

6 Phil Simms  
 5 Eli Manning  
 Frank Gifford  
 Emlen Tunnell  
 3 Four tied

### MOST FUMBLES, GAME

1 10 times. Most recently: Maurice Carthon, vs. Wash. Jan. 11, 1987

### MOST FUMBLES RECOVERED, CAREER

3 Alex Webster  
 2 Frank Gifford  
 Kenny Hill  
 Don Maynard  
 Devin Thomas  
 1 By many

### MOST FUMBLES RECOVERED, GAME

1 Frank Gifford, vs. Cleveland Dec. 21, 1958  
 Devin Thomas, at San Fran. Jan. 22, 2012  
 2 By many

### MOST FUMBLES RECOVERED FOR TOUCHDOWN

1 Mark Haynes, at Philadelphia Dec. 27, 1981

### LONGEST FUMBLE RETURN

40 Chase Blackburn, at Green Bay Jan. 15, 2012  
 24 Alex Webster, vs. Baltimore Dec. 28, 1958  
 9 Antrel Rolle, at Green Bay Jan. 15, 2012  
 8 Jim Lee Howell, vs. Chicago Dec. 15, 1946

## SACKS

### MOST SACKS, CAREER

9.5 Michael Strahan  
 7.0 Leonard Marshall  
 6.5 Lawrence Taylor  
 5.5 Justin Tuck  
 Osi Umenyiora

### MOST SACKS, GAME

2.0 Lawrence Taylor, at San Fran. Dec. 29, 1984  
 Leonard Marshall, vs. Denver Jan. 25, 1987  
 Jim Burt, vs. San Francisco Dec. 29, 1985  
 Lawrence Taylor, vs. L.A. Rams Jan. 7, 1990  
 Leonard Marshall, at San Fran. Jan. 20, 1991  
 Keith Hamilton, vs. Minnesota Jan. 9, 1994  
 Michael Strahan, vs. Phil. Jan. 7, 2001  
 Michael Strahan, vs. Carolina Jan. 8, 2006  
 Justin Tuck, vs. N.E. (SB XLII) Feb. 3, 2008  
 Michael Boley, at Green Bay Jan. 15, 2012  
 Osi Umenyiora, at Green Bay Jan. 15, 2012  
 Justin Tuck, vs., N.E. (SB XLVI) Feb. 5, 2012

## SCORING

### MOST POINTS SCORED

49	vs. San Francisco	Jan. 4, 1987
47	vs. Chicago	Dec. 30, 1956
41	vs. Minnesota	Jan. 14, 2001
39	vs. Denver	Jan. 25, 1987
38	at San Francisco	Jan. 5, 2003
31	at Green Bay	Jan. 15, 2012
	at Minnesota	Jan. 15, 2023

### MOST POINTS ALLOWED

44	at San Francisco	Jan. 15, 1994
39	at San Francisco	Jan. 5, 2003
38	at Philadelphia	Jan. 21, 2023
	at Green Bay	Jan. 8, 2017
	at San Francisco	Jan. 3, 1982
37	at Chicago	Dec. 21, 1941
	at Green Bay	Dec. 31, 1961
	at Green Bay	Jan. 15, 2012

### FEWEST POINTS SCORED

0	at Green Bay (Milw.)	Dec. 10, 1939
	vs. Washington	Dec. 19, 1943
	at Green Bay	Dec. 31, 1961
	at Chicago	Jan. 5, 1986
	vs. Carolina	Jan. 8, 2006

### FEWEST POINTS ALLOWED

0	vs. Cleveland	Dec. 21, 1958
	vs. Washington	Jan. 11, 1998
	vs. Minnesota	Jan. 14, 2001
2	vs. Atlanta	Jan. 8, 2012
3	vs. San Francisco	Dec. 29, 1985
	vs. San Francisco	Jan. 4, 1987
	vs. Chicago	Jan. 13, 1991

### MOST POINTS SCORED BY BOTH TEAMS

77	at San Francisco (SF 39, NYG 38)	Jan. 5, 2003
62	at San Francisco (SF 38, NYG 24)	Jan. 3, 1982
59	vs. Denver (NYG 39, DEN 20)	Jan. 25, 1987
57	at Green Bay (NYG 37, GB 20)	Jan. 15, 2012
55	at Minnesota (NYG 31, MIN 24)	Jan. 15, 2023

### FEWEST POINTS SCORED BY BOTH TEAMS

10	vs. Cleveland (NYG 10, CLE 0)	Dec. 21, 1958
11	at Cleveland (CLE 8, NYG 3)	Dec. 17, 1950
17	vs. Washington (NYG 17, WAS 0)	Jan. 11, 1987

## TOUCHDOWNS

### MOST TOUCHDOWNS SCORED

7	vs. San Francisco	Jan. 4, 1987
6	vs. Chicago	Dec. 30, 1956
5	at San Francisco	Jan. 5, 2003
	vs. Minnesota	Jan. 14, 2001
	vs. Denver	Jan. 25, 1987

### MOST TOUCHDOWNS ALLOWED

6	at San Francisco	Jan. 15, 1994
5	at San Francisco	Jan. 5, 2003
	at San Francisco	Jan. 3, 1982
	at Green Bay	Jan. 8, 2017
	at Philadelphia	Jan. 21, 2023
4	6 times; Last time: vs. Baltimore	Jan. 18, 2001

### MOST TOUCHDOWNS RUSHING

3	vs. Chicago	Dec. 9, 1934
	vs. Chicago	Dec. 30, 1956

### MOST TOUCHDOWNS RUSHING ALLOWED

6	at San Francisco	Jan. 15, 1994
4	at Detroit	Dec. 15, 1935
3	at Chicago	Dec. 21, 1941
	vs. Washington	Dec. 19, 1943
	at Philadelphia	Jan. 21, 2023

### MOST TOUCHDOWNS PASSING

5	vs. Minnesota	Jan. 14, 2001
4	at San Francisco	Jan. 5, 2003
	vs. San Francisco	Jan. 4, 1987
3	at San Francisco	Jan. 3, 1982
	vs. Denver	Jan. 25, 1987
	at Philadelphia	Dec. 27, 1981
	vs. Atlanta	Jan. 8, 2012
	at Green Bay	Jan. 15, 2012

### MOST TOUCHDOWNS PASSING ALLOWED

4	vs. Green Bay	Jan. 8, 2017
3	at San Francisco	Jan. 5, 2003
	at Green Bay	Dec. 31, 1961

vs. San Francisco

Dec. 29, 1984

### MOST DEFENSIVE TOUCHDOWNS

1	6 times; Last time: vs. Philadelphia	Jan. 7, 2001
---	--------------------------------------	--------------

### MOST DEFENSIVE TOUCHDOWNS ALLOWED

1	5 times; Last time: vs. Baltimore	Jan. 28, 2001
---	-----------------------------------	---------------

## POINTS AFTER TOUCHDOWN

### MOST POINTS AFTER TOUCHDOWN

7	vs. San Francisco	Jan. 4, 1987
5	at San Francisco	Jan. 5, 2003
	vs. Minnesota	Jan. 14, 2001
	vs. Chicago	Dec. 30, 1956

### MOST POINTS AFTER TOUCHDOWN ALLOWED

5	at Philadelphia	Jan. 21, 2023
	at Green Bay	Jan. 8, 2017
	at San Francisco	Jan. 15, 1994
	at San Francisco	Jan. 3, 1982

## FIELD GOALS

### MOST FIELD GOALS

5	vs. Minnesota	Dec. 27, 1997
	at San Francisco	Jan. 20, 1991

### MOST FIELD GOALS ALLOWED

3	6 times; Last time: vs. Carolina	Jan. 8, 2006
---	----------------------------------	--------------

### MOST FIELD GOAL ATTEMPTS

6	at San Francisco	Jan. 20, 1991
5	vs. Minnesota	Dec. 27, 1997
	at Green Bay	Jan. 20, 2008
	vs. Philadelphia	Jan. 11, 2009

## FIRST DOWNS

### MOST FIRST DOWNS

31	vs. Minnesota	Jan. 14, 2001
28	at Minnesota	Jan. 15, 2023
26	at San Francisco	Jan. 5, 2003
	vs. New England	Feb. 5, 2012
24	vs. Denver	Jan. 25, 1987
	vs. Buffalo	Jan. 27, 1991

### MOST FIRST DOWNS ALLOWED

27	vs. Baltimore	Dec. 28, 1958
26	vs. Rams	Jan. 7, 1990
	at Philadelphia	Jan. 21, 2023
25	at San Francisco	Jan. 15, 1994
	at Green Bay	Jan. 15, 2012

### FEWEST FIRST DOWNS

6	at Green Bay	Dec. 31, 1961
8	at Chicago Bears	Dec. 21, 1941
	vs. Washington	Dec. 19, 1943

### FEWEST FIRST DOWNS ALLOWED

7	vs. Cleveland	Dec. 21, 1958
9	at Cleveland	Dec. 17, 1950
	vs. San Francisco	Jan. 4, 1987
	vs. Minnesota	Jan. 14, 2001

## FIRST DOWNS RUSHING

### MOST FIRST DOWNS RUSHING

16	vs. Chicago	Jan. 13, 1991
12	vs. San Francisco	Jan. 4, 1987
	vs. Cleveland	Dec. 21, 1958

### MOST FIRST DOWNS RUSHING ALLOWED

17	at Philadelphia	Jan. 21, 2023
14	at Chicago Bears	Dec. 21, 1941
	at Detroit	Dec. 15, 1935
13	vs. Carolina	Jan. 8, 2006
	at San Francisco	Jan. 15, 1994
12	vs. Philadelphia	Jan. 11, 2009
11	vs. Green Bay	Dec. 2, 1962

### FEWEST FIRST DOWNS RUSHING

1	vs. Carolina	Jan. 8, 2006
	at Chicago	Jan. 5, 1986
	at Green Bay	Dec. 31, 1961
2	vs. Baltimore	Jan. 28, 2001
	vs. Minnesota	Dec. 27, 1997
	vs. Baltimore	Dec. 28, 1958
3	at San Francisco	Jan. 3, 1982
	at San Francisco	Jan. 15, 1994
	at Green Bay	Jan. 15, 2012

	at San Francisco	Jan. 22, 2012
<b>FEWEST FIRST DOWNS RUSHING ALLOWED</b>		
0	vs. Chicago	Jan. 13, 1991
1	at San Francisco	Jan. 20, 1991
2	vs. Minnesota	Jan. 14, 2001
	vs. Cleveland	Dec. 21, 1958
	vs. Washington	Jan. 11, 1987
	vs. San Francisco	Jan. 4, 1987
	at Green Bay	Jan. 20, 2008

## FIRST DOWNS PASSING

<b>MOST FIRST DOWNS PASSING</b>		
19	vs. Minnesota	Jan. 14, 2001
18	vs. New England	Feb. 5, 2012
17	at San Francisco	Jan. 22, 2012
16	at San Francisco	Jan. 5, 2003
15	at Green Bay	Jan. 15, 2012
	at Minnesota	Jan. 15, 2023

<b>MOST FIRST DOWNS PASSING ALLOWED</b>		
18	vs. Rams	Jan. 7, 1990
17	vs. Green Bay	Jan. 8, 2017
	vs. Baltimore	Dec. 28, 1958
	at New England	Feb. 3, 2008
16	at Minnesota	Jan. 15, 2023
	at San Francisco	Jan. 5, 2003
	at San Francisco	Dec. 29, 1984
	vs. Denver	Jan. 25, 1987

<b>FEWEST FIRST DOWNS PASSING</b>		
1	vs. Washington	Dec. 29, 1943
2	at Cleveland	Dec. 17, 1950
	at Chicago Bears	Dec. 21, 1941
	vs. Green Bay	Dec. 11, 1938

<b>FEWEST FIRST DOWNS PASSING ALLOWED</b>		
4	at Cleveland	Dec. 17, 1950
	vs. Green Bay	Dec. 17, 1944
	at Green Bay	Dec. 10, 1929
	at Detroit	Dec. 15, 1935

## FIRST DOWNS BY PENALTY

<b>MOST FIRST DOWNS BY PENALTY</b>		
4	at San Francisco	Jan. 20, 1991
	at Green Bay	Jan. 20, 2008
3	vs. Baltimore	Jan. 28, 2001
	at San Francisco	Jan. 15, 1994
	vs. San Francisco	Jan. 4, 1987
	at Rams	Dec. 23, 1984
	vs. Chicago Bears	Dec. 15, 1946

<b>MOST FIRST DOWNS BY PENALTY ALLOWED</b>		
4	vs. Philadelphia	Jan. 11, 2009
	at San Francisco	Jan. 22, 2012
3	at Philadelphia	Dec. 27, 1981
	at San Francisco	Jan. 3, 1982
	vs. San Francisco	Dec. 29, 1985
	vs. Washington	Jan. 11, 1987
	at Green Bay	Jan. 20, 2008

## NET YARDS

<b>MOST NET YARDS GAINED</b>		
518	vs. Minnesota	Jan. 14, 2001
446	at San Francisco	Jan. 5, 2003
442	vs. Atlanta	Jan. 8, 2012
420	at Green Bay	Jan. 15, 2012
399	vs. Denver	Jan. 25, 1987
396	vs. New England	Feb. 5, 2012

<b>MOST NET YARDS ALLOWED</b>		
460	vs. Baltimore	Dec. 28, 1958
448	vs. Rams	Jan. 7, 1990
446	at San Francisco	Jan. 5, 2003
423	at San Francisco	Jan. 3, 1982
413	at San Francisco	Jan. 15, 1994
412	at San Francisco	Dec. 29, 1984

<b>FEWEST NET YARDS GAINED</b>		
112	vs. Washington	Dec. 19, 1943
132	vs. Carolina	Jan. 8, 2006
130	at Green Bay	Dec. 31, 1961
150	at Cleveland	Dec. 17, 1950
152	vs. Baltimore	Jan. 28, 2001

<b>FEWEST NET YARDS ALLOWED</b>		
86	vs. Cleveland	Dec. 21, 1958

114	vs. Minnesota	Jan. 14, 2001
165	at Green Bay	Dec. 9, 1934
182	at Cleveland	Dec. 17, 1950
184	vs. San Francisco	Jan. 4, 1987

## RUSHING

<b>MOST NET YARDS GAINED</b>		
518	vs. Minnesota	Jan. 14, 2001
446	at San Francisco	Jan. 5, 2003
442	vs. Atlanta	Jan. 8, 2012
431	at Minnesota	Jan. 15, 2023
420	at Green Bay	Jan. 15, 2012
399	vs. Denver	Jan. 25, 1987

<b>MOST NET YARDS ALLOWED</b>		
460	vs. Baltimore	Dec. 28, 1958
448	vs. Rams	Jan. 7, 1990
446	at San Francisco	Jan. 5, 2003
423	at San Francisco	Jan. 3, 1982
416	at Philadelphia	Jan. 21, 2023
413	at San Francisco	Jan. 15, 1994

<b>FEWEST NET YARDS GAINED</b>		
112	vs. Washington	Dec. 19, 1943
132	vs. Carolina	Jan. 8, 2006
130	at Green Bay	Dec. 31, 1961
150	at Cleveland	Dec. 17, 1950
152	vs. Baltimore	Jan. 28, 2001

<b>FEWEST NET YARDS ALLOWED</b>		
24	vs. Cleveland	Dec. 21, 1958
27	vs. Chicago	Jan. 13, 1991
29	vs. San Francisco	Jan. 4, 1987

<b>MOST RUSHING ATTEMPTS</b>		
53	vs. Cleveland	Dec. 21, 1958
48	vs. Chicago	Jan. 13, 1991
46	vs. Washington	Jan. 11, 1987

<b>MOST RUSHING ATTEMPTS, OPPONENT</b>		
65	at Detroit	Dec. 15, 1935
56	at Green Bay	Dec. 12, 1941
51	at Green Bay	Dec. 10, 1939

<b>FEWEST RUSHING ATTEMPTS</b>		
13	vs. Carolina	Jan. 8, 2006
14	at Green Bay	Dec. 31, 1961
	vs. Chicago	Jan. 5, 1986
	at Green Bay	Jan. 20, 2008
16	vs. Baltimore	Jan. 28, 2001
	at New England	Feb. 3, 2008
17	at Green Bay	Jan. 8, 2017
19	at San Francisco	Jan. 15, 1994

<b>FEWEST RUSHING ATTEMPTS, OPPONENT</b>		
9	vs. Minnesota	Jan. 14, 2001
11	at San Francisco	Jan. 20, 1991
13	vs. Cleveland	Dec. 21, 1958
14	vs. Philadelphia	Jan. 7, 2001
16	at Minnesota	Jan. 15, 2023
	vs. Washington	Jan. 11, 1987
	vs. Chicago	Jan. 13, 1991

## PASSING

<b>MOST YARDS GAINED PASSING</b>		
380	vs. Minnesota	Jan. 14, 2001
327	at San Francisco	Jan. 5, 2003
325	at Green Bay	Jan. 15, 2012
295	at Green Bay	Jan. 8, 2017
289	at Minnesota	Jan. 15, 2023

<b>MOST YARDS ALLOWED PASSING</b>		
356	at San Francisco	Jan. 6, 2003
322	vs. Baltimore	Dec. 28, 1958
320	vs. Denver	Jan. 25, 1987
302	vs. Rams	Jan. 7, 1990

<b>FEWEST YARDS GAINED PASSING</b>		
9	at Cleveland	Dec. 17, 1950
57	vs. Washington	Dec. 19, 1943
73	at Chicago	Dec. 21, 1941
82	vs. Washington	Jan. 11, 1987
86	vs. Baltimore	Jan. 28, 2001

<b>FEWEST YARDS ALLOWED PASSING</b>		
29	at Cleveland	Dec. 17, 1950
52	at Detroit	Dec. 15, 1935
60	vs. Minnesota	Jan. 14, 2001

## MOST PASSES ATTEMPTED

58	at San Francisco	Jan. 22, 2012
44	at San Francisco	Jan. 5, 2003
	at San Francisco	Dec. 29, 1984
41	vs. Green Bay	Dec. 30, 1962
40	at Baltimore	Dec. 27, 1959
	vs. Minnesota	Jan. 14, 2001
	at Green Bay	Jan. 20, 2008
	vs. New England	Feb. 5, 2012

## MOST PASSES ATTEMPTED, OPPONENT

50	vs. Washington	Jan. 11, 1987
48	vs. San Francisco	Dec. 29, 1985
47	vs. Chicago	Dec. 30, 1956
46	at Green Bay	Jan. 15, 2012

## FEWEST PASSES ATTEMPTED

12	vs. Chicago	Dec. 9, 1934
13	at Detroit	Dec. 15, 1935

## FEWEST PASSES ATTEMPTED, OPPONENT

5	at Detroit	Dec. 15, 1935
9	at Cleveland	Dec. 17, 1950
10	at Green Bay	Dec. 10, 1939

## MOST PASS COMPLETIONS

32	at San Francisco	Jan. 22, 2012
30	vs. New England	Feb. 12, 2005
29	at San Francisco	Jan. 5, 2003
	vs. Minnesota	Jan. 14, 2001
25	at San Francisco	Dec. 29, 1984
24	at Minnesota	Jan. 15, 2023

## MOST PASS COMPLETIONS ALLOWED

32	at Minnesota	Jan. 15, 2023
29	at New England	Feb. 3, 2008
28	at San Francisco	Jan. 5, 2003
27	vs. New England	Feb. 5, 2012
26	at Baltimore	Dec. 28, 1958
	vs. San Francisco	Dec. 29, 1985
	vs. Denver	Jan. 25, 1987
	at Green Bay	Jan. 15, 2012

## FEWEST PASS COMPLETIONS

3	at Cleveland	Dec. 17, 1950
	at Chicago	Dec. 21, 1941
4	at Detroit	Dec. 15, 1935
	vs. Washington	Dec. 19, 1943

## FEWEST PASS COMPLETIONS ALLOWED

2	at Detroit	Dec. 15, 1935
3	at Cleveland	Dec. 17, 1950
	vs. Green Bay	Dec. 17, 1944

## MOST PASSES HAD INTERCEPTED

6	at Green Bay	Dec. 10, 1939
	vs. Chicago	Dec. 15, 1946
5	at Chicago	Dec. 29, 1963
4	vs. Baltimore	Jan. 28, 2001
	at Green Bay	Dec. 31, 1961
	vs. Green Bay	Dec. 17, 1944

## MOST OPPONENT PASSES INTERCEPTED

3	7 times; Last time: vs. Minnesota	Jan. 14, 2001
---	-----------------------------------	---------------

## PUNTING

### MOST PUNTS

13	at Chicago	Dec. 17, 1933
11	vs. Baltimore	Jan. 28, 2001
10	vs. Green Bay	Dec. 17, 1944
	vs. Washington	Dec. 19, 1943

### MOST PUNTS, OPPONENT

10	5 times; Last time: at San Francisco	Jan. 22, 2012
----	--------------------------------------	---------------

## FEWEST PUNTS

1	vs. Minnesota	Jan. 14, 2001
2	vs. Philadelphia	Jan. 11, 2009
3	4 times; Last time: at San Francisco	Jan. 20, 1991

## FEWEST PUNTS, OPPONENT

2	3 times; Last time: vs. Chicago	Jan. 13, 1991
---	---------------------------------	---------------

## PENALTIES

### MOST PENALTIES

11	vs. Green Bay	Dec. 17, 1944
9	at San Francisco	Jan. 22, 2012
8	at San Francisco	Jan. 3, 1982
6	vs. Chicago Bears	Dec. 15, 1946
	vs. Chicago	Dec. 30, 1956
	vs. Washington	Jan. 11, 1987
	vs. Denver	Jan. 25, 1987
	vs. Baltimore	Jan. 28, 2001

### MOST PENALTIES, OPPONENT

14	at San Francisco	Jan. 3, 1982
11	vs. San Francisco	Jan. 4, 1987
	at Dallas	Jan. 13, 2008
10	at Rams	Dec. 23, 1984
	at Chicago	Dec. 21, 1941

## FUMBLES

### MOST FUMBLES

6	vs. Cleveland	Dec. 21, 1958
	vs. Baltimore	Dec. 28, 1958
5	at Green Bay	Dec. 31, 1961
	vs. Chicago	Dec. 9, 1934
	at Green Bay	Jan. 20, 2008

### MOST FUMBLES, OPPONENT

5	at Philadelphia	Dec. 27, 1981
	vs. Chicago	Dec. 9, 1934
4	at Detroit	Dec. 15, 1935
	vs. Minnesota	Dec. 27, 1997
	at San Francisco	Jan. 22, 2012

### MOST FUMBLES LOST

5	vs. Cleveland	Dec. 21, 1958
4	vs. Baltimore	Dec. 28, 1958
3	vs. Philadelphia	Jan. 7, 2001
	at Detroit	Dec. 15, 1935
	vs. Washington	Jan. 11, 1987

### MOST FUMBLES LOST, OPPONENT

4	at Detroit	Dec. 15, 1935
3	at Green Bay	Jan. 15, 2012
2	Many times, most recently at San Francisco	Jan. 22, 2012

## SACKS

### MOST SACKS

6	vs. Philadelphia	Jan. 7, 2001
5	at Green Bay	Jan. 8, 2017
	vs. New England	Feb. 3, 2008

### MOST SACKS, OPPONENT

6	at San Francisco	Jan. 22, 2012
	at San Francisco	Dec. 29, 1984
	at Chicago	Jan. 5, 1986
5	vs. New England	Feb. 3, 2008

## HONOR ROLL

### GIANTS RUSHING HONOR ROLL (1933-11/2/2008) 100 YARDS OR MORE IN A GAME, CHRONOLOGICALLY

\*Team Record

\*\*Postseason Game

108	Harry Newman at. Bos.	10/8/33
107	Kink Richards vs. Bkn.	10/22/33
114	Harry Newman vs. G.B.	11/11/34
105	Ed Danowski vs. Bos.	11/25/34
102	Tuffy Leemans at. Pitt.	9/27/36
117	Tuffy Leemans vs. Chi. Cards	10/18/36
117	Tuffy Leemans vs. Phil.	10/25/36
118	Hank Soar at Phil.	10/3/37
159	Tuffy Leemans vs. G.B.	11/20/38
101	Tuffy Leemans vs. Clev.	11/10/40
101	Bill Paschal at. Bkn.	10/17/43
188	Bill Paschal vs. Wash.	12/5/43
139	Bill Paschal vs. Phil.	10/29/44
113	Bill Paschal vs. Bos.	11/5/44
103	Ward Cuff vs. G.B.	11/19/44
100	Ward Cuff vs. Wash.	12/3/44
143	Bill Paschal vs. Clev.	11/4/45
108	Frank Filchock at Pitt.	10/6/46
107	George Franck vs. Bos.	11/10/46
133	Frank Reagan vs. L.A.	12/1/46
125	"Choo Choo" Roberts vs. Chi. Cards	10/17/48
108	"Choo Choo" Roberts at NY Bulldogs	9/30/49
108	"Choo Choo" Roberts at Chi. Cards	10/30/49
121	Joe Scott vs. Clev.	10/22/50
218	"Choo Choo" Roberts vs. Chi. Cards	11/12/50
145	Ed Price at Balt.	11/19/50
101	Randall Clay vs. Phil.	11/26/50
156	Ed Price vs. N.Y. Yanks	11/26/50
103	Ed Price at Phil.	12/10/50
107	Ed Price vs. Chi. Cards	10/14/51
101	Ed Price vs. Phil.	10/21/51
171	Ed Price at Phil.	12/9/51
138	Ed Price at N.Y. Yanks	12/16/51
130	Ed Price at Dall.	9/28/52
119	Ed Price at Phil.	10/4/52
116	Ed Price at Chi. Cards.	11/2/52
106	Ed Price vs. S.F.	11/9/52
139	Alex Webster at Chi. Cards.	10/2/55
108	Frank Gifford vs. Wash.	12/2/56
132	Alex Webster at Phil.	12/15/56
115	Bob Epps at Wash.	10/13/57
126	Frank Gifford vs. Cards.	11/10/57
116	Mel Triplett vs. Clev.	11/29/59
137	Mel Triplett at Clev.	11/6/60
129	Bob Gaiters at Dall.	10/15/61
100	Alex Webster vs. Phil.	11/12/61
107	Alex Webster vs. Phil.	11/18/62
120	Joe Morrison at Phil.	9/29/63
101	Phil King vs. S.F.	11/17/63
160	Ernie Koy at Wash.	10/1/67
142	Ron Johnson vs. Phil.	10/11/70
140	Ron Johnson vs. Dall.	11/8/70
106	Ron Johnson vs. Wash.	11/15/70
100	Ron Johnson vs. Buff.	12/6/70
124	Ron Johnson at Phil.	10/2/72
134	Ron Johnson at St. Louis	11/19/72
123	Ron Johnson vs. Phil.	11/26/72
119	Ron Johnson at Cinn.	12/3/72
105	Vin Clements at Dallas	12/17/72
112	Ron Johnson vs. Phila.	9/23/73
101	Ron Johnson at Phila.	11/25/73
119	Doug Kotar vs. Atlanta	10/6/74
108	Doug Kotar at Rams	9/26/76
103	Doug Kotar vs. St. Louis	12/12/76
100	Larry Csonka vs. Chi.	12/18/77
118	Doug Kotar vs. St. Louis	12/10/78
148	Billy Taylor vs. Tampa Bay	10/7/79
126	Billy Taylor vs. Wash.	11/25/79
103	Billy Taylor at Seattle	12/7/80
103	Rob Carpenter vs. St. Louis	10/11/81
116	Rob Carpenter at Seattle	10/18/81
111	Rob Carpenter at Phila.	11/22/81
117	Rob Carpenter at St. Louis	12/13/81
161**	Rob Carpenter at Phila.	12/27/81
113	Rob Carpenter vs. L.A. Rams	9/4/83

111	Rob Carpenter at. Atlanta	9/11/83
116	Rob Carpenter vs. G.B.	9/26/83
159	Butch Woolfolk at Phila.	11/20/83
107	Joe Morris at. St. Louis	12/9/84
104	Joe Morris at N. Orleans	10/27/85
132	Joe Morris vs. Tampa Bay	11/3/85
118	Joe Morris at Washington	11/18/85
113	George Adams at St. Louis	11/24/85
131	Joe Morris vs. Cleveland	12/1/85
129	Joe Morris at Houston	12/8/85
202	Joe Morris vs. Pittsburgh	12/21/85
141**	Joe Morris vs. Pittsburgh	12/29/85
110	Joe Morris at L.A. Raiders	9/21/86
116	Joe Morris at Seattle	10/19/86
181	Joe Morris vs. Washington	10/27/86
181	Joe Morris vs. Dallas	11/2/86
111	Joe Morris at Phila.	11/9/86
106	Joe Morris vs. Denver	11/23/86
179	Joe Morris vs. St. Louis	12/14/86
115	Joe Morris vs. G.B.	12/20/86
159**	Joe Morris vs. S.F.	1/4/87
132	Joe Morris vs. Jets	12/27/87
107	Joe Morris at Dallas	9/18/88
122	Joe Morris vs. Phoenix	12/4/88
140	Joe Morris vs. Kansas City	12/11/88
101	Ottis Anderson vs. Wash.	10/15/89
120**	Ottis Anderson vs. L.A. Rams	1/7/90
105	Rodney Hampton vs. Buffalo	12/15/90
102**	Ottis Anderson vs. Buffalo	1/27/91
104	Rodney Hampton vs. Cleve.	9/22/91
137	Rodney Hampton vs. Pho.	10/6/91
140	Rodney Hampton vs. Hou.	12/21/91
167	Rodney Hampton vs. Pho.	10/11/92
138	Rodney Hampton at Wash.	11/1/92
134	Rodney Hampton vs. TB	9/12/93
134	Rodney Hampton vs. Rams	9/19/93
104	Lewis Tillman at Wash.	10/10/93
169	Lewis Tillman vs. Phila.	10/17/93
101	Rodney Hampton at Phila.	11/21/93
173	Rodney Hampton vs. Ind.	12/12/93
114	Rodney Hampton vs. Dallas	1/2/94
161	Rodney Hampton vs. Minn.	1/9/94
112	Rodney Hampton at Rams	10/16/94
138	Rodney Hampton vs. Det.	10/30/94
122	Rodney Hampton at Hou.	11/21/94
106	Rodney Hampton at Wash.	11/27/94
149	Rodney Hampton vs. N.O.	9/24/95
187	Rodney Hampton at Dallas	12/17/95
103	Tyrone Wheatley at Arizona	10/12/97
114	Charles Way vs. Arizona	11/16/97
114	Tiki Barber at Philadelphia	12/7/97
108	Gary Brown vs. Arizona	10/18/98
119	Gary Brown at Dallas	11/8/98
124	Gary Brown at Arizona	12/6/98
112	Gary Brown vs. Denver	12/13/98
103	Gary Brown vs. Kansas City	12/20/98
112	Gary Brown at Philadelphia	12/27/98
111	Joe Montgomery vs. Jets	12/5/99
144	Tiki Barber vs. Arizona	9/3/00
108	Ron Dayne vs. Dallas	10/15/00
111	Ron Dayne vs. New Orleans	9/30/01
118	Tiki Barber at Arizona	11/11/01
124	Tiki Barber vs. Oakland	11/25/01
110	Tiki Barber at Dallas	12/09/01
101	Tiki Barber vs. Jacksonville	11/03/02
127	Tiki Barber at Minnesota	11/10/02
147	Tiki Barber at Houston	11/24/02
203	Tiki Barber vs. Philadelphi	12/28/02
146	Tiki Barber vs. St. Louis	9/7/03
126	Tiki Barber at Washington	9/21/03
120	Tiki Barber vs. Atlantq	11/9/03
111	Tiki Barber at Philadelphia	11/16/03
125	Tiki Barber at Philadelphia	11/16/03
106	Tiki Barber vs. Cleveland	9/26/04
182	Tiki Barber at Green Bay	10/3/04
122	Tiki Barber at Dallas	10/10/04
101	Tiki Barber at Minnesota	10/31/04
108	Tiki Barber at Arizona	11/14/04
107	Tiki Barber vs. Atlanta	11/21/04
110	Tiki Barber vs. Philadelphia	11/28/04
109	Tiki Barber at Cincinnati	12/26/04

128	Tiki Barber vs. St. Louis	10/2/05
206	Tiki Barber vs. Washington	10/30/05
112	Tiki Barber vs. Philadelphia	11/20/05
151	Tiki Barber at Seattle	11/27/05
115	Tiki Barber vs. Dallas	12/4/05
124	Tiki Barber at Philadelphia	12/11/05
220*	Tiki Barber vs. Kansas City	12/17/05
203	Tiki Barber at Oakland	12/31/05
110	Tiki Barber vs. Indianapolis	9/10/06
123	Tiki Barber vs. Washington	10/08/06
185	Tiki Barber at Atlanta	10/15/06
114	Tiki Barber at Dallas	10/23/06
115	Tiki Barber vs. Houston	11/5/06
141	Tiki Barber vs. Chicago	11/12/06
112	Tiki Barber at Carolina	12/10/06
234*	Tiki Barber at Washington	12/30/06
137**	Tiki Barber at Philadelphia	1/07/07
100	Brandon Jacobs vs. Jets	10/7/07
107	Brandon Jacobs vs. San Francisco	10/21/07
131	Brandon Jacobs at Miami	10/28/07
154	Derrick Ward at Chicago	12/2/07
130	Brandon Jacobs vs. Washington	12/16/07
151	Ahmad Bradshaw at Buffalo	12/23/07
143	Brandon Jacobs at Buffalo	12/23/07
116	Brandon Jacobs vs. Washington	9/4/08
136	Brandon Jacobs vs. Seattle	10/5/08
101	Derrick Ward at Cleveland	10/13/08
117	Brandon Jacobs vs. Dallas	11/2/08

**GIANTS HONOR ROLL RUSHING (11/9/2008-PRESENT)**  
**100 YARDS OR MORE IN A GAME, CHRONOLOGICALLY**

\*Team Record  
 \*\*Postseason Game

126	Brandon Jacobs at Philadelphia	11/9/08
215	Derrick Ward vs. Carolina	12/21/08
104	Ahmad Bradshaw at Tampa Bay	9/27/09
110	Ahmad Bradshaw vs. Oakland	10/4/09
129	Ahmad Bradshaw vs. Chicago	10/3/10
133	Ahmad Bradshaw vs. Detroit	10/17/10
126	Ahmad Bradshaw at Dallas	10/25/10
103	Brandon Jacobs vs. Washington	12/5/10
116	Brandon Jacobs at Minnesota	12/13/10
103	Ahmad Bradshaw at Minnesota	12/13/10
104	Ahmad Bradshaw vs. Buffalo	10/16/11
101	Brandon Jacobs at Dallas	12/11/11
113	Andre Brown at Carolina	9/20/12
200	Ahmad Bradshaw vs. Cleveland	10/7/12
116	Ahmad Bradshaw at San Francisco	10/14/12
103	Ahmad Bradshaw at Washington	12/3/12
100	David Wilson vs. New Orleans	12/9/12
107	Ahmad Bradshaw vs. Philadelphia	12/30/12
106	Brandon Jacobs at Chicago	10/10/13
115	Andre Brown vs. Oakland	11/10/13
127	Andre Brown vs. Dallas	11/24/13
176	Rashad Jennings vs. Houston	9/21/14
131	Andre Williams at Tennessee	12/7/14
110	Andre Williams at St. Louis	12/21/14
107	Rashad Jennings vs. Carolina	12/20/15
170	Rashad Jennings vs. Philadelphia	1/3/16
121	Paul Perkins at Washington	1/1/17
117	Orleans Darkwa at Denver	10/15/17
154	Orleans Darkwa vs. Washington	12/31/17
106	Saquon Barkley vs. Jacksonville	9/9/18
130	Saquon Barkley vs. Philadelphia	10/11/18
142	Saquon Barkley vs. Tampa Bay	11/18/18
101	Saquon Barkley at Philadelphia	11/25/18
125	Saquon Barkley vs. Chicago	12/2/18
170	Saquon Barkley at Washington	12/9/18
109	Saquon Barkley vs. Dallas	12/30/18
120	Saquon Barkley at Dallas	9/8/19
107	Saquon Barkley vs. Buffalo	9/15/19
112	Saquon Barkley vs. Miami	12/15/19
135	Wayne Gallman Jr. at Seattle	12/6/20
102	Saquon Barkley at Chicago	1/2/22
164	Saquon Barkley at Tennessee	9/11/22
146	Saquon Barkley vs. Chicago	10/2/22
110	Saquon Barkley at Jacksonville	10/23/22
152	Saquon Barkley vs. Houston	11/13/22
128	Saquon Barkley vs. Jets	10/29/23

**GIANTS PASSING HONOR ROLL**  
**300 YARDS OR MORE IN A GAME, CHRONOLOGICALLY**

\*Team Record

\*\*Postseason Game

341	Paul Governali vs. Phil.	11/9/47
363	Charlie Conerly at Pitt.	12/5/48
357	Charlie Conerly at G.B.	11/13/49
321	Charlie Conerly at Rams	9/26/59
315	Y.A. Tittle at Wash.	10/1/61
307	Y.A. Tittle vs. Phil.	11/12/61
314	Y.A. Tittle vs. Pitt.	11/19/61
332	Y.A. Tittle at Pitt.	9/30/62
505	Y.A. Tittle vs. Wash.	10/28/62
315	Y.A. Tittle at Dall.	11/11/62
341	Y.A. Tittle vs. Dall.	12/16/62
324	Y.A. Tittle at Wash.	10/6/63
308	Y.A. Tittle vs. Pitt.	12/15/63
348	Fran Tarkenton vs. N.O.	10/8/67
325	Fran Tarkenton vs. St Louis	12/8/68
320	Fran Tarkenton vs. Wash.	11/15/70
302	Fran Tarkenton at Pitt.	11/21/71
372	Randy Johnson vs. Phil.	12/19/71
348	Randy Johnson at St. Louis	10/28/73
300	Phil Simms vs. S.F.	10/14/79
351	Phil Simms vs. Dallas	11/9/80
322	Phil Simms vs. G.B.	11/16/80
324	Phil Simms vs. N. Orleans	9/20/81
310	Scott Brunner vs. Atlanta	9/12/82
326	Scott Brunner at St. Louis	12/26/82
395	Scott Brunner vs. San Diego	10/2/83
325	Jeff Rutledge vs. Dallas	10/30/83
346	Scott Brunner at Raiders	11/27/83
349	Jeff Rutledge vs. Seattle	12/11/83
324	Jeff Rutledge at Wash.	12/17/83
409	Phil Simms vs. Phila.	9/2/84
347	Phil Simms at Wash.	9/16/84
339	Phil Simms vs. Wash.	10/28/84
343	Phil Simms vs. Kansas City	11/25/84
432	Phil Simms vs. Dallas	10/6/85
513*	Phil Simms at Cincinnati	10/13/85
329	Phil Simms at Dallas	12/15/85
300	Phil Simms at Dallas	9/8/86
300	Phil Simms vs. San Diego	9/14/86
310	Phil Simms at Minn.	11/16/86
388	Phil Simms at S.F.	12/1/86
359	Phil Simms at ST. Louis	12/13/87
309	Phil Simms vs. L.A. Rams	9/25/88
324	Phil Simms at Phil.	10/10/88
320	Phil Simms vs. Detroit	10/16/88
326	Phil Simms at S.F.	11/27/89
368	Jeff Hostetler at Dallas	9/29/91
337	Phil Simms vs. Phoenix	11/28/93
341	Kerry Collins vs. NY Jets	12/5/99
316	Kerry Collins at Dallas	1/2/00
350	Kerry Collins vs. Detroit	11/19/00
333	Kerry Collins vs. Pitt.	12/10/00
321	Kerry Collins vs. Jacksonville	12/23/00
381**	Kerry Collins vs. Minnesota	1/14/01
346	Kerry Collins at Washington	10/28/01
321	Kerry Collins at Minnesota	11/19/01
338	Kerry Collins vs. Seattle	12/23/01
303	Kerry Collins at Phil.	12/30/01
386	Kerry Collins vs. G.B.	1/06/02
342	Kerry Collins vs. San Francisco	9/05/02
307	Kerry Collins at St. Louis	9/15/02
300	Kerry Collins at Minnesota	11/10/02
366	Kerry Collins at Indianapolis	12/22/02
314	Kerry Collins at New England	10/5/03
375	Kerry Collins at Minnesota	10/26/03
303	Kerry Collins at Jets	11/2/03
352	Eli Manning at San Diego	9/25/05
344	Eli Manning at Seattle	11/27/05
312	Eli Manning at Philadelphia	12/11/05
371	Eli Manning at Philadelphia	9/17/06
312	Eli Manning at Dallas	9/9/07
303	Eli Manning at Atlanta	10/15/07
305	Eli Manning at Washington	11/30/08
330	Eli Manning at Dallas	9/20/09
384	Eli Manning vs. Atlanta	11/22/09
390	Eli Manning vs. Philadelphia	12/13/09
386	Eli Manning vs. Tennessee	9/26/10
306	Eli Manning at Dallas	10/25/10
373	Eli Manning vs. Dallas	11/14/10
301	Eli Manning at Green Bay	12/26/10

321	Eli Manning at Arizona	10/2/11
420	Eli Manning vs. Seattle	10/9/11
349	Eli Manning vs. Miami	10/30/11
311	Eli Manning at San Francisco	11/13/11
406	Eli Manning at New Orleans	11/28/11
347	Eli Manning vs. Green Bay	12/4/11
400	Eli Manning at Dallas	12/11/11
346	Eli Manning vs. Dallas	1/1/12
330**	Eli Manning at Green Bay	1/15/12
316**	Eli Manning at San Francisco	1/22/12
510	Eli Manning vs. Tampa Bay	9/16/12
309	Eli Manning at Philadelphia	9/30/12
337	Eli Manning vs. Washington	10/21/12
450	Eli Manning at Dallas	9/8/13
362	Eli Manning vs. Denver	9/15/13
334	Eli Manning vs. Philadelphia	10/6/13
300	Eli Manning vs. Washington	9/25/14
359	Eli Manning vs. Indianapolis	11/3/14
338	Eli Manning vs. Dallas	11/23/14
391	Eli Manning at St. Louis	12/21/14
429	Eli Manning vs. Philadelphia	12/28/14
441	Eli Manning vs. San Francisco	10/11/15
350	Eli Manning at New Orleans	11/1/15
361	Eli Manning vs. New England	11/15/15
321	Eli Manning at Washington	11/29/15
337	Eli Manning at Miami	12/14/15
302	Eli Manning vs. Philadelphia	1/3/16
368	Eli Manning vs. New Orleans	9/18/16
350	Eli Manning vs. Washington	9/25/16
403	Eli Manning vs. Baltimore	10/16/16
356	Eli Manning at Philadelphia	12/22/16
366	Eli Manning at Philadelphia	9/24/17
434	Eli Manning vs. Philadelphia	12/17/17
326	Eli Manning at Carolina	10/7/18
399	Eli Manning at Atlanta	10/22/18
316	Eli Manning vs. Washington	10/28/18
309	Eli Manning at Indianapolis	12/23/18
301	Eli Manning vs. Dallas	12/30/18
<b>336</b>	<b>Daniel Jones at Tampa Bay</b>	<b>9/22/19</b>
<b>332</b>	<b>Daniel Jones at Detroit</b>	<b>10/27/19</b>
<b>308</b>	<b>Daniel Jones at NY Jets</b>	<b>11/10/19</b>
<b>352</b>	<b>Daniel Jones at Washington</b>	<b>12/22/19</b>
<b>301</b>	<b>Daniel Jones vs. Philadelphia</b>	<b>12/29/19</b>
<b>402</b>	<b>Daniel Jones at New Orleans</b>	<b>10/3/21</b>
<b>341</b>	<b>Daniel Jones vs. Detroit</b>	<b>11/20/22</b>
<b>334</b>	<b>Daniel Jones at Minnesota</b>	<b>12/24/22</b>
<b>301**</b>	<b>Daniel Jones at Minnesota</b>	<b>1/15/23</b>
<b>321</b>	<b>Daniel Jones at Arizona</b>	<b>9/17/23</b>
319	Tyrod Taylor vs. LA Rams	12/31/23

**GIANTS RECEIVING HONOR ROLL (1960-11/12/2000)**  
**100 YARDS OR MORE IN A GAME, CHRONOLOGICALLY (SINCE 1960)**

\*Team Record

\*\*Postseason Game

135	Kyle Rote at St. Louis	10/2/60
116	Kyle Rote at Pittsburgh	10/9/60
124	Kyle Rote at Philadelphia	11/27/60
180	Bob Schnelker vs. Cleveland	12/18/60
105	Kyle Rote at Washington	10/1/61
103	Del Shofner at Washington	10/1/61
122	Del Shofner vs. Washington	11/5/61
137	Del Shofner vs. Philadelphia	11/12/61
129	Kyle Rote vs. Pittsburgh	11/19/61
100	Joe Walton at Philadelphia	12/10/61
135	Del Shofner at Philadelphia	9/23/62
101	Alex Webster at Pittsburgh	9/30/62
127	Frank Gifford vs. Washington	10/28/62
269*	Del Shofner vs. Washington	10/28/62
158	Del Shofner at Dallas	11/11/62
125	Del Shofner at Washington	11/25/62
155	Alex Webster vs. Dallas	12/16/62
101	Phil King at Baltimore	9/15/63
107	Del Shofner at Washington	10/6/63
105	Joe Walton vs. Dallas	10/20/63
108	Del Shofner at Cleveland	10/27/63
119	Del Shofner vs. Philadelphia	11/10/63
159	Del Shofner vs. San Francisco	11/17/63
106	Del Shofner vs. St. Louis	11/24/63
110	Del Shofner vs. Pittsburgh	12/15/63
122	Joe Morrison vs. St. Louis	11/1/64
121	Aaron Thomas vs. Minnesota	12/6/64
147	Joe Morrison vs. Cleveland	12/12/64

117	Aaron Thomas at Minnesota	10/9/65
145	Aaron Thomas vs. Philadelphia	10/17/65
102	Homer Jones vs. Philadelphia	10/17/65
118	Homer Jones at Cleveland	11/14/65
182	Homer Jones at Washington	12/12/65
173	Homer Jones at Pittsburgh	9/11/66
146	Homer Jones vs. Washington	10/16/66
111	Homer Jones vs. Pittsburgh	12/11/66
131	Joe Morrison vs. Dallas	12/18/66
175	Homer Jones at St. Louis	9/17/67
196	Homer Jones at Washington	10/1/67
123	Aaron Thomas vs. New Orleans	10/8/67
125	Joe Morrison at Pittsburgh	10/15/67
110	Aaron Thomas vs. Cleveland	10/29/67
149	Homer Jones at Minnesota	11/5/67
125	Homer Jones vs. St. Louis	12/17/67
101	Homer Jones at Pittsburgh	9/15/68
179	Homer Jones vs. Washington	9/29/68
116	Homer Jones vs. New Orleans	10/6/68
108	Homer Jones at Atlanta	10/13/68
109	Joe Morrison vs. St. Louis	12/8/68
142	Homer Jones vs. St. Louis	12/8/68
107	Aaron Thomas vs. Dallas	12/15/68
100	Homer Jones vs. Minnesota	9/21/69
127	Aaron Thomas at St. Louis	11/9/69
110	Homer Jones vs. St. Louis	12/7/69
134	Joe Morrison vs. Cleveland	12/21/69
110	Clifton McNeil vs. St. Louis	10/25/70
150	Bob Tucker vs. St. Louis	10/25/70
165	Tucker Frederickson vs. Washington	11/15/70
151	Rich Houston at Green Bay	9/19/71
111	Bobby Duhan at Dallas	10/11/71
108	Bob Tucker at Pittsburgh	11/21/71
160	Joe Morrison vs. Philadelphia	12/19/71
116	Bob Tucker vs. Philadelphia	12/19/71
176	Rich Houston vs. Dallas	9/24/72
100	Bob Tucker vs. Philadelphia	11/26/72
136	Bob Tucker vs. Philadelphia	9/23/73
137	Bob Grim at St. Louis	10/28/73
101	Ron Johnson at Washington	12/2/73
100	Walker Gillette vs. Philadelphia	12/8/74
100	Walker Gillette vs. St. Louis	10/25/75
105	Walker Gillette at Washington	9/12/76
132	Doug Kotar at St. Louis	10/3/76
102	Jimmy Robinson vs. Philadelphia	10/31/76
118	Jimmy Robinson at Atlanta	10/2/77
110	Johnny Perkins at Tampa Bay	9/2/78
100	Jimmy Robinson vs. Dallas	9/10/78
169	Earnest Gray vs. San Francisco	10/14/79
107	Earnest Gray at Kansas City	10/21/79
174	Earnest Gray at St. Louis	9/7/80
137	Mike Friede vs. Dallas	11/9/80
119	Earnest Gray vs. Green Bay	11/16/80
108	Mike Friede vs. Green Bay	11/16/80
114	Earnest Gray at Seattle	12/7/80
118	Johnny Perkins vs. New Orleans	9/20/81
101	Gary Shirk vs. New Orleans	9/20/81
129	Johnny Perkins at Dallas	9/27/81
126	Johnny Perkins at Atlanta	10/25/81
118**	Earnest Gray at San Francisco	1/3/82
121**	Johnny Perkins at San Francisco	1/3/82
102	Butch Woolfolk vs. Houston	12/5/82
148	Floyd Eddings vs. Philadelphia	12/11/82
124	Earnest Gray at Dallas	9/18/83
159	Earnest Gray vs. San Diego	10/2/83
111	Earnest Gray at Kansas City	10/16/83
135	Butch Woolfolk vs. Dallas	10/30/83
145	Earnest Gray vs. Washington	11/13/83
119	Byron Williams at L.A. Raiders	11/27/83
134	Earnest Gray at L.A. Raiders	11/27/83
103	Byron Williams vs. Seattle	12/11/83
124	Byron Williams at Washington	12/17/83
137	Bobby Johnson vs. Philadelphia	9/2/84
167	Byron Williams vs. Philadelphia	9/2/84
117	Bobby Johnson at Washington	9/16/84
112	Earnest Gray at L.A. Rams	9/30/84
120	Lionel Manuel at Atlanta	10/14/84
128	Earnest Gray vs. Washington	10/28/84
102	Lionel Manuel at Dallas	11/04/84
126	Zeke Mowatt vs. Kansas City	11/25/84
105	Lionel Manuel at Green Bay	9/15/85

129	Lionel Manuel vs. Dallas	10/6/85
104	Bobby Johnson vs. Dallas	10/6/85
111	Lionel Manuel at Cincinnati	10/13/85
176	Mark Bavaro at Cincinnati	10/13/85
128	Phil McConkey at Dallas	12/15/85
105	Bobby Johnson at Dallas	9/8/86
106	Mark Bavaro at L.A. Raiders	9/21/86
110	Mark Bavaro vs. New Orleans	9/28/86
116	Stacy Robinson @ San Francisco	12/1/86
111	Mark Bavaro @ Washington	12/7/86
151	Lionel Manuel at Dallas	11/2/87
105	Lionel Manuel at Philadelphia	11/15/87
102	Mark Bavaro at Philadelphia	11/15/87
100	Stephen Baker at New Orleans	11/22/87
133	Mark Bavaro vs. Philadelphia	12/6/87
137	Mark Bavaro at St. Louis	12/13/87
109	Mark Bavaro vs. Jets	12/27/87
142	Lionel Manuel at Dallas	9/18/88
103	Odessa Turner at Washington	10/2/88
148	Mark Bavaro at Philadelphia	10/10/88
104	Stephen Baker at Atlanta	10/23/88
106	Lionel Manuel vs. Dallas	11/6/88
134	Stephen Baker at New Orleans	11/27/88
126	Lionel Manuel vs. Philadelphia	12/3/89
109	Stephen Baker at Washington	10/14/90
142	Mark Ingram at Dallas	9/29/91
116	Mark Ingram at Cincinnati	12/1/91
109	Stephen Baker at Chicago	9/21/92
105	Ed McCaffrey at Dallas	11/26/92
124	Mike Sherrard at Washington	10/10/93
113	Mark Jackson vs. Phoenix	11/28/93
109	Mike Sherrard at Houston	11/21/94
101	Mike Sherrard at Cleveland	12/4/94
100	Chris Calloway at Kansas City	9/10/95
128	Mike Sherrard at Seattle	11/5/95
126	Thomas Lewis at Philadelphia	11/19/95
125	Thomas Lewis at Washington	10/20/96
108	Chris Calloway at Washington	10/20/96
145	Chris Calloway at Detroit	10/19/97
100	Kevin Alexander vs. Cincinnati	10/26/97
141	Ike Hilliard at San Francisco	11/30/98
114	Ike Hilliard vs. Washington	9/19/99
105	Amani Toomer vs. Washington	9/19/99
123	Amani Toomer vs. Philadelphia	10/3/99
101	Ike Hilliard at Washington	11/21/99
181	Amani Toomer vs. Jets	12/5/99
121	Ike Hilliard vs. Jets	12/5/99
162	Amani Toomer at St. Louis	12/19/99

**GIANTS RECEIVING HONOR ROLL (11/19/2000-PRESENT)  
100 YARDS OR MORE IN A GAME, CHRONOLOGICALLY**

\*Team Record

\*\*Postseason Game

108	Amani Toomer vs. Detroit	11/19/00
136	Amani Toomer vs. Pittsburgh	12/10/00
193	Amani Toomer vs. Jacksonville	12/23/00
155*	Ike Hilliard vs. Minnesota	1/14/01
109	Amani Toomer at Washington	10/28/01
106	Ike Hilliard at Minnesota	11/19/01
124	Amani Toomer vs. Seattle	12/23/01
105	Ike Hilliard vs. Seattle	12/23/01
134	Amani Toomer vs. San Francisco	9/05/02
100	Amani Toomer vs. Seattle	9/22/02
107	Ron Dixon at Minnesota	11/10/02
111	Jeremy Shockey vs. Washington	11/17/02
113	Amani Toomer at Houston	11/24/02
104	Amani Toomer vs. Tennessee	12/1/02
204	Amani Toomer at Indianapolis	12/22/02
116	Jeremy Shockey at Indianapolis	12/22/02
136**	Amani Toomer at San Francisco	1/5/03
126	Amani Toomer vs. Dallas	9/15/03
110	Jeremy Shockey vs. Miami	10/5/03
100	Ike Hilliard at Minnesota	10/26/03
127	Amani Toomer at Jets	11/2/03
106	David Tyree at Philadelphia	11/16/03
110	Amani Toomer vs. Buffalo	11/30/03
126	Amani Toomer vs. Cleveland	9/26/04
102	Tiki Barber vs. Detroit	10/24/04
100	Amani Toomer at Arizona	11/14/04
102	Jamaar Taylor vs. Philadelphia	11/28/04
101	Jeremy Shockey at San Diego	9/25/05
204	Plaxico Burress vs. St. Louis	10/2/05

129	Jeremy Shockey at Dallas	10/16/05
111	Tiki Barber vs. Minnesota	11/13/05
113	Plaxico Burress vs. Philadelphia	11/20/05
127	Jeremy Shockey at Seattle	11/27/05
109	Plaxico Burress at Seattle	11/27/05
107	Jeremy Shockey at Philadelphia	12/11/05
128	Plaxico Burress at Oakland	12/31/05
137	Amani Toomer at Philadelphia	9/17/06
114	Plaxico Burress at Philadelphia	9/17/06
120	Plaxico Burress vs. Philadelphia	12/17/06
144	Plaxico Burress at Dallas	9/9/07
124	Plaxico Burress vs. Jets	10/7/07
129	Jeremy Shockey vs. Dallas	11/11/07
136	Plaxico Burress at Philadelphia	12/9/07
151*	Plaxico Burress at Green Bay	1/20/08
133	Plaxico Burress vs. Washington	9/4/08
102	Domenik Hixon vs. Seattle	10/5/08
150	Mario Manningham at Dallas	9/20/09
134	Steve Smith at Dallas	9/20/09
134	Steve Smith at Kansas City	10/4/09
114	Hakeem Nicks at New Orleans	10/18/09
126	Mario Manningham vs. Atlanta	11/22/09
110	Steve Smith vs. Dallas	12/6/09
110	Hakeem Nicks vs. Philadelphia	12/13/09
103	Steve Smith vs. Tennessee	9/26/10
110	Hakeem Nicks vs. Chicago	10/3/10
130	Hakeem Nicks at Houston	10/10/10
108	Hakeem Nicks at Dallas	10/25/10
101	Steve Smith at Dallas	10/25/10
128	Hakeem Nicks at Seattle	1/7/10
113	Mario Manningham vs. Philadelphia	12/19/10
132	Mario Manningham at Green Bay	12/26/10
101	Mario Manningham at Washington	1/2/11
122	Hakeem Nicks at Washington	9/11/11
110	Victor Cruz at Philadelphia	9/25/11
162	Hakeem Nicks at Arizona	10/2/11
161	Victor Cruz vs. Seattle	10/9/11
128	Victor Cruz vs. Philadelphia	11/20/11
157	Victor Cruz at New Orleans	11/28/11
119	Victor Cruz vs. Green Bay	12/4/11
163	Hakeem Nicks at Dallas	12/11/11
164	Victor Cruz at Jets	12/24/11
178	Victor Cruz vs. Dallas	1/1/12
115**	Hakeem Nicks vs. Atlanta	1/8/12
165**	Hakeem Nicks at Green Bay	1/15/12
142**	Victor Cruz at San Francisco	1/22/12
109**	Hakeem Nicks vs. New England	2/5/12
179	Victor Cruz vs. Tampa Bay	9/16/12
199	Hakeem Nicks vs. Tampa Bay	9/16/12
138	Ramses Barden at Carolina	9/20/12
109	Victor Cruz at Philadelphia	9/30/12
131	Victor Cruz vs. Washington	10/21/12
104	Victor Cruz at Washington	12/3/12
121	Victor Cruz vs. New Orleans	12/9/12
118	Victor Cruz at Dallas	9/8/13
114	Hakeem Nicks at Dallas	9/8/13
101	Rueben Randle at Dallas	9/8/13
118	Victor Cruz vs. Denver	9/15/13
164	Victor Cruz at Kansas City	9/29/13
142	Hakeem Nicks vs. Philadelphia	10/6/13
110	Victor Cruz vs. Green Bay	11/17/13
135	Hakeem Nicks at San Diego	12/8/13
107	Victor Cruz vs. Houston	9/21/14
108	Victor Cruz at Washington	9/25/14
156	Odell Beckham Jr. vs. Indianapolis	11/3/14
108	Odell Beckham Jr. at Seattle	11/9/14
112	Rueben Randle vs. San Francisco	11/16/14
146	Odell Beckham Jr. vs. Dallas	11/23/14
130	Odell Beckham Jr. at Tennessee	12/7/14
143	Odell Beckham Jr. vs. Washington	12/14/14
148	Odell Beckham Jr. at St. Louis	12/21/14
132	Rueben Randle at St. Louis	12/21/14
185	Odell Beckham Jr. vs. Philadelphia	12/28/14
158	Rueben Randle vs. Philadelphia	12/28/14
146	Odell Beckham Jr. vs. Atlanta	9/20/15
116	Rueben Randle vs. Washington	9/24/15
121	Odell Beckham Jr. vs. San Francisco	10/11/15
130	Odell Beckham Jr. at New Orleans	11/1/15
105	Odell Beckham Jr. at Tampa Bay	11/8/15
104	Odell Beckham Jr. vs. New England	11/15/15
142	Odell Beckham Jr. at Washington	11/29/14



149	Odell Beckham Jr. vs. Jets	12/6/15
166	Odell Beckham Jr. at Miami	12/14/15
117	Sterling Shepard vs. New Orleans	9/18/16
121	Odell Beckham Jr. vs. Washington	9/25/16
222	Odell Beckham Jr. vs. Baltimore	10/16/16
100	Odell Beckham Jr. at Pittsburgh	12/4/16
150	Odell Beckham Jr. at Philadelphia	12/22/16
142	Sterling Shepard at San Francisco	11/5/17
139	Sterling Shepard vs. Philadelphia	12/17/17
111	Odell Beckham Jr. vs. Jacksonville	9/9/18
109	Odell Beckham Jr. at Houston	9/23/18
131	Odell Beckham Jr. at Carolina	10/7/18
143	Odell Beckham Jr. at Atlanta	10/22/18
167	Sterling Shepard at Atlanta	10/22/18
136	Odell Beckham Jr. vs. Washington	10/28/18
113	Sterling Shepard at Indianapolis	12/23/18
116	Evan Engram at Dallas	9/8/19
100	Sterling Shepard vs. Tampa Bay	9/22/19
113	Evan Engram vs. Tampa Bay	9/22/19
102	Golden Tate at New England	10/10/19
<b>121</b>	<b>Darius Slayton at Jets</b>	<b>11/10/19</b>
<b>154</b>	<b>Darius Slayton at Philadelphia</b>	<b>12/9/19</b>
111	Sterling Shepard vs. Miami	12/15/19
<b>102</b>	<b>Darius Slayton vs. Pittsburgh</b>	<b>9/14/20</b>
<b>129</b>	<b>Darius Slayton at Dallas</b>	<b>10/11/20</b>
129	Evan Engram at Cincinnati	11/29/20
112	Sterling Shepard vs. Dallas	1/2/21
113	Sterling Shepard vs. Denver	9/12/21
116	Kenny Golladay at New Orleans	10/2/21
189	Kadarius Toney at Dallas	10/10/21
<b>105**</b>	<b>Isaiah Hodgins at Minnesota</b>	<b>1/15/23</b>
<b>109</b>	<b>Jalin Hyatt vs. New England</b>	<b>11/26/23</b>
<b>106</b>	<b>Darius Slayton vs. LA Rams</b>	<b>12/31/23</b>

## YEARLY LEADERS

### SCORING

YEAR	PLAYER	TD	PAT	FG	PTS
1925	Jack McBride	2	7	2	25
1926	Jack McBride	5	15	1	48
1927	Jack McBride	6	15	2	57
1928	Jack McBride	5	0	0	30
1929	Henry Haines	11	0	0	66
1930	Len Sedbrook	7	12	1	57
1931	Hap Moran	5	8	1	35
1932	Ray Flaherty	5	0	0	30
1933	Ken Strong	6	13	5	64
1934	Ken Strong	6	8	4	56
1935	Dale Burnett	6	0	0	36
1936	Tillie Manton	1	15	0	21
1937	Ward Cuff	4	0	2	30
1938	Ward Cuff	2	18	5	45
1939	Ward Cuff	2	6	7	39
1940	Ward Cuff	2	9	5	36
1941	Ward Cuff	2	19	5	46
1942	Ward Cuff	2	18	3	39
1943	Bill Paschal	12	0	0	72
1944	Bill Paschal	9	0	0	54
1945	Frank Liebel	10	0	0	60
1946	Ken Strong	0	32	4	44
1947	Ken Strong	0	24	2	30
1948	Bill Swiacki	10	0	0	60
1949	Gene Roberts	17	0	0	102
1950	Ray Poole	0	30	5	45
1951	Ray Poole	0	30	12	66
1952	Ray Poole	0	26	10	56
1953	Frank Gifford	9	2	1	47
1954	Ben Agajanian	0	35	13	74
1955	Ben Agajanian	0	32	10	62
1956	Frank Gifford	0	8	1	65
1957	Ben Agajanian	0	32	10	62
1958	Pat Summerall	0	28	12	64
1959	Pat Summerall	0	30	20	90
1960	Pat Summerall	0	32	13	71
1961	Pat Summerall	0	46	14	88
1962	Don Chandler	0	*47	19	104
1963	Don Chandler	0	52	18	106
1964	Don Chandler	0	27	9	54
1965	Tucker Frederickson	6	0	0	36
	Homer Jones	6	0	0	36
1966	Pete Gogolak	0	29	16	77

1967	Homer Jones	14	0	0	84
1968	Pete Gogolak	0	36	14	78
1969	Pete Gogolak	0	33	11	66
	Joe Morrison	11	0	0	66
1970	Pete Gogolak	0	32	25	107
1971	Pete Gogolak	0	30	6	48
1972	Pete Gogolak	0	34	21	97
1973	Pete Gogolak	0	25	17	76
1974	Pete Gogolak	0	21	10	51
1975	George Hunt	0	24	6	42
1976	Joe Danelo	0	20	8	44
1977	Joe Danelo	0	19	14	61
1978	Joe Danelo	0	27	21	90
1979	Billy Taylor	11	0	0	66
1980	Joe Danelo	0	27	16	75
1981	Joe Danelo	0	31	24	103
1982	Joe Danelo	0	18	12	54
1983	Ali Haji-Sheikh	0	22	*35	127
1984	Ali Haji-Sheikh	0	32	17	83
1985	Joe Morris	21	0	0	126
1986	Raul Allegre	0	33	24	105
1987	Raul Allegre	0	25	17	76
1988	Paul McFadden	0	25	14	67
1989	Ottis Anderson	14	0	0	84
1990	Matt Bahr	0	29	17	80
1991	Matt Bahr	0	24	22	90
1992	Rodney Hampton	14	0	0	84
1993	David Treadwell	0	28	25	103
1994	David Treadwell	0	22	11	55
1995	Brad Daluiso	0	28	20	88
1996	Brad Daluiso	0	22	24	94
1997	Brad Daluiso	0	27	22	93
1998	Brad Daluiso	0	32	21	95
1999	Carey Blanchard	0	19	18	73
2000	Brad Daluiso	0	34	17	85
2001	Morten Andersen	0	29	23	98
2002	Matt Bryant	0	30	26	108
2003	Matt Bryant	0	17	11	50
2004	Steve Christie	0	33	22	99
2005	Jay Feely	0	43	*35	*148
2006	Jay Feely	0	38	23	107
2007	Lawrence Tynes	0	40	23	109
2008	John Carney	0	38	35	143
2009	Lawrence Tynes	0	45	27	126
2010	Lawrence Tynes	0	43	19	100
2011	Lawrence Tynes	0	43	19	100
2012	Lawrence Tynes	0	46	33	1445
2013	Josh Brown	0	31	23	100
2014	Josh Brown	0	44	24	116
2015	Josh Brown	0	44	30	134
2016	Odell Beckham Jr.	10	0	0	60
2017	Aldrick Rosas	0	20	18	74
2018	Aldrick Rosas	0	31	32	127
2019	Aldrick Rosas	0	33	11	66
<b>2020</b>	<b>Graham Gano</b>	<b>0</b>	<b>21</b>	<b>31</b>	<b>114</b>
<b>2021</b>	<b>Graham Gano</b>	<b>0</b>	<b>17</b>	<b>29</b>	<b>104</b>
<b>2022</b>	<b>Graham Gano</b>	<b>0</b>	<b>32</b>	<b>29</b>	<b>119</b>
2023	Saquon Barkley	10	0	0	62**

\*Single Season Club Record \*\*Includes 2-point conversion

### RUSHING

YEAR	PLAYER	YDS	ATT	TD
1932	John McBride	302	84	1
1933	Harry Newman	437	130	3
1934	Harry Newman	483	141	3
1935	Elvin Richards	449	153	4
1936	Tuffy Leemans	830	206	2
1937	Hank Soar	442	120	2
1938	Tuffy Leemans	463	121	4
1939	Tuffy Leemans	429	128	3
1940	Tuffy Leemans	474	132	1
1941	Tuffy Leemans	332	100	4
1942	Merle Hapes	363	95	3
1943	Bill Paschal	572	147	10
1944	Bill Paschal	737	196	9
1945	Bill Paschal	247	59	2
1946	Frank Filchock	371	98	2
1947	Gene Roberts	296	86	1
1948	Gene Roberts	491	145	0
1949	Gene Roberts	634	152	9
1950	Eddie Price	703	126	4
1951	Eddie Price	971	271	7

1952	Eddie Price	748	183	5	1937	Ed Danowksi	134	66	814	8	5
1953	Sonny Grandelius	278	108	1	1938	Ed Danowksi	129	70	848	7	8
1954	Eddie Price	555	135	2	1939	Ed Danowksi	101	42	437	3	6
1955	Alex Webster	634	128	5	1940	Ed Miller	73	35	505	4	7
1956	Frank Gifford	819	159	5	1941	Tuffy Leemans	66	31	475	4	5
1957	Frank Gifford	528	136	5	1942	Tuffy Leemans	69	35	555	7	4
1958	Frank Gifford	468	115	8	1943	Tuffy Leemans	87	37	360	5	5
1959	Frank Gifford	540	106	3	1944	Arnie Herber	86	36	651	6	8
1960	Mel Triplett	573	124	4	1945	Arnie Herber	80	35	641	9	8
1961	Alex Webster	928	196	2	1946	Frank Filchock	169	87	1,262	12	*25
1962	Alex Webster	743	207	5	1947	Paul Governali	197	85	1,461	14	16
1963	Phil King	613	161	3	1948	Charlie Conerly	299	162	2,175	22	13
1964	Ernie Wheelwright	402	100	0	1949	Charlie Conerly	305	152	2,138	17	20
1965	Tucker Frederickson	659	195	5	1950	Charlie Conerly	132	56	1,000	8	7
1966	Joe Morrison	327	94	0	1951	Charlie Conerly	189	93	1,277	10	22
1967	Ernie Koy	704	146	4	1952	Charlie Conerly	169	82	1,090	13	10
1968	Tucker Frederickson	486	142	1	1953	Charlie Conerly	303	143	1,711	13	*25
1969	Joe Morrison	387	107	4	1954	Charlie Conerly	210	103	1,439	17	11
1970	Ron Johnson	1,027	263	8	1955	Charlie Conerly	202	98	1,310	13	13
1971	Bobby Duhon	344	93	1	1956	Charlie Conerly	174	90	1,143	10	7
1972	Ron Johnson	1,182	298	9	1957	Charlie Conerly	232	128	1,712	11	11
1973	Ron Johnson	902	260	6	1958	Charlie Conerly	184	88	1,199	10	9
1974	Joe Dawkins	561	156	2	1959	Charlie Conerly	194	113	1,706	14	4
1975	Joe Dawkins	438	129	2	1960	George Snow	155	76	1,263	11	13
1976	Doug Kotar	731	185	3	1961	Y.A. Tittle	285	163	2,272	17	12
1977	Bob Hammond	577	154	3	1962	Y.A. Tittle	375	200	3,224	33	20
1978	Doug Kotar	625	149	1	1963	Y.A. Tittle	367	221	3,145	*36	14
1979	Billy Taylor	700	198	7	1964	Y.A. Tittle	281	147	1,798	10	22
1980	Billy Taylor	580	147	4	1965	Earl Morrall	302	155	2,446	22	12
1981	Rob Carpenter	748	190	5	1966	Gary Wood	170	81	1,142	6	13
1982	Butch Woolfork	439	112	2	1967	Fran Tarkenton	377	204	3,088	29	19
1983	Butch Woolfork	857	246	2	1968	Fran Tarkenton	337	182	2,555	21	12
1984	Rob Carpenter	795	250	7	1969	Fran Tarkenton	409	220	2,918	23	8
1985	Joe Morris	1,336	194	*21	1970	Fran Tarkenton	389	219	2,777	19	12
1986	Joe Morris	1,516	341	14	1971	Fran Tarkenton	386	226	2,567	11	21
1987	Joe Morris	658	193	3	1972	Norm Snead	325	196	2,307	17	12
1988	Joe Morris	1,083	307	5	1973	Norm Snead	235	131	1,483	7	8
1989	Ottis Anderson	1,023	325	14	1974	Craig Morton	237	122	1,510	9	13
1990	Ottis Anderson	784	225	11	1975	Craig Morton	363	186	2,359	11	16
1991	Rodney Hampton	1,059	256	10	1976	Craig Morton	284	153	1,865	9	20
1992	Rodney Hampton	1,141	247	14	1977	Joe Pisarcik	241	103	1,346	4	14
1993	Rodney Hampton	1,077	292	5	1978	Joe Pisarcik	301	143	2,096	12	23
1994	Rodney Hampton	1,075	327	6	1979	Phil Simms	265	134	1,743	13	14
1995	Rodney Hampton	1,182	306	10	1980	Phil Simms	402	193	2,321	15	19
1996	Rodney Hampton	827	254	1	1981	Phil Simms	316	172	2,031	11	9
1997	Charles Way	698	151	4	1982	Scott Brunner	298	161	2,017	10	9
1998	Gary Brown	1,063	247	5	1983	Scott Brunner	386	190	2,516	9	22
1999	Joe Montgomery	348	115	3	1984	Phil Simms	*533	*286	4,044	22	18
2000	Tiki Barber	1,006	213	8	1985	Phil Simms	495	275	3,829	22	20
2001	Tiki Barber	865	166	4	1986	Phil Simms	468	259	3,847	21	22
2002	Tiki Barber	1,387	304	11	1987	Phil Simms	282	163	2,230	17	9
2003	Tiki Barber	1,216	278	2	1988	Phil Simms	479	263	3,359	21	11
2004	Tiki Barber	1,518	322	13	1989	Phil Simms	405	228	3,061	14	14
2005	Tiki Barber	*1,860	*357	9	1990	Phil Simms	311	184	2,284	15	4
2006	Tiki Barber	1,662	327	5	1991	Jeff Hostetler	285	179	2,032	5	4
2007	Brandon Jacobs	1,009	202	4	1992	Jeff Hostetler	192	103	1,225	8	3
2008	Brandon Jacobs	1,089	219	15	1993	Phil Simms	400	247	3,038	15	9
2009	Brandon Jacobs	835	224	5	1994	Dave Brown	350	201	2,536	12	16
2010	Ahmad Bradshaw	1,235	276	8	1995	Dave Brown	456	254	2,814	11	10
2011	Ahmad Bradshaw	659	171	9	1996	Dave Brown	398	214	2,412	12	20
2012	Ahmad Bradshaw	1,015	221	6	1997	Danny Kanell	294	156	1,740	11	9
2013	Andre Brown	492	139	3	1998	Danny Kanell	299	160	1,603	11	10
2014	Andre Williams	721	217	7	1999	Kerry Collins	332	191	2,316	8	11
2015	Rashad Jennings	863	195	3	2000	Kerry Collins	529	311	3,610	22	13
2016	Rashad Jennings	593	181	3	2001	Kerry Collins	568	327	3,764	19	16
2017	Orleans Darkwa	751	171	5	2002	Kerry Collins	545	335	*4,073	19	14
2018	Saquon Barkley	1,307	261	11	2003	Kerry Collins	500	284	3,110	13	16
2019	Saquon Barkley	1,003	217	6	2004	Kurt Warner	277	174	2,054	6	4
2020	Wayne Gallman Jr.	682	147	6	2005	Eli Manning	557	294	3,762	24	17
2021	Saquon Barkley	593	162	2	2006	Eli Manning	522	301	3,244	24	18
	Devontae Booker	592	162	2	2007	Eli Manning	529	297	3,336	23	20
2022	Saquon Barkley	1,312	295	10	2008	Eli Manning	479	289	3,238	21	10
2023	Saquon Barkley	962	247	6	2009	Eli Manning	509	317	4,021	27	14
					2010	Eli Manning	539	339	4,002	31	*25
					2011	Eli Manning	*589	*359	4,033	29	16
					2012	Eli Manning	536	323	3,948	26	15
					2013	Eli Manning	551	317	3,818	18	*27
					2014	Eli Manning	*601	*379	4,410	30	14
					2015	Eli Manning	*618	*387	4,432	35	14
					2016	Eli Manning	598	377	4,027	26	16
					2017	Eli Manning	571	352	3,468	19	13

\*Single Season Club Record

## PASSING

YEAR	PLAYER	ATT	COMP	YDS	TD	INT
1932	John McBride	74	36	363	6	9
1933	Harry Newman	136	53	973	11	17
1934	Harry Newman	93	35	391	1	12
1935	Ed Danowksi	113	57	794	10	9
1936	Ed Danowksi	104	47	515	5	10

2018	Eli Manning	576	380	4,299	21	11
2019	<b>Daniel Jones</b>	<b>459</b>	<b>284</b>	<b>3,027</b>	<b>24</b>	<b>12</b>
2020	<b>Daniel Jones</b>	<b>448</b>	<b>280</b>	<b>2,943</b>	<b>11</b>	<b>10</b>
2021	<b>Daniel Jones</b>	<b>361</b>	<b>232</b>	<b>2,428</b>	<b>10</b>	<b>7</b>
2022	<b>Daniel Jones</b>	<b>472</b>	<b>317</b>	<b>3,205</b>	<b>15</b>	<b>5</b>
2023	Tyrod Taylor	180	116	1,341	5	3

\*Single Season Club Record

### RECEIVING

YEAR	PLAYER	NO	YDS	TD
1932	Ray Flaherty	21	350	5
1933	Dale Burnett	12	212	3
1934	Morris Badgro	16	206	1
1935	Tod Goodwin	26	432	4
1936	Dale Burnett	16	246	3
1937	Tuffy Leemans	11	157	1
1938	Hank Soar	13	164	2
	Dale Burnett	13	145	1
1939	Hank Soar	12	134	0
1940	Leland Shaffer	15	121	2
1941	Ward Cuff	19	317	2
1942	Ward Cuff	16	267	2
1943	Bill Walls	14	231	2
1944	O'Neal Adams	14	342	1
1945	Frank Liebel	22	593	10
1946	Ray Poole	24	307	3
1947	Ray Poole	23	395	4
1948	Bill Swiacki	39	550	10
1949	Bill Swiacki	47	652	4
1950	Bill Swiacki	20	280	3
1951	Joe Scott	23	356	2
1952	Bill Stribling	26	399	5
1953	Kyle Rote	26	440	5
	Eddie Price	26	233	1
1954	Bob Schnelker	30	550	8
1955	Frank Gifford	33	437	4
1956	Frank Gifford	51	603	4
1957	Frank Gifford	41	588	4
1958	Frank Gifford	29	330	2
1959	Frank Gifford	42	768	4
1960	Kyle Rote	42	750	2
1961	Del Shofner	68	1,125	11
1962*	Del Shofner	53	1,133	12
1963	Del Shofner	64	1,181	9
1964	Aaron Thomas	43	624	6
1965	Joe Morrison	41	574	4
1966	Homer Jones	48	1,044	8
1967	Aaron Thomas (Homer Jones: 13 TD Rec*)	51	877	9
1968	Homer Jones	45	1,057	7
1969	Joe Morrison	44	647	7
1970	Clifton McNeil	50	764	4
1971	Bob Tucker	59	791	4
1972	Bob Tucker	55	764	4
1973	Bob Tucker	50	681	5
1974	Joe Dawkins	46	332	3
1975	Walker Gillette	43	600	2
1976	Bob Tucker	42	498	1
1977	Jim Robinson	22	422	1
1978	Jim Robinson	32	620	2
	Johnny Perkins	32	514	3
1979	Gary Shirk	31	471	2
1980	Earnest Gray	52	777	10
1981	Johnny Perkins	52	858	6
1982	Tom Mullady	27	287	0
1983	Earnest Gray	78	1,139	5
1984	Zeke Mowatt	48	698	7
	Bob Johnson	48	795	6
1985	Lionel Manuel	49	859	6
1986	Mark Bavaro	66	1,001	4
1987	Mark Bavaro	55	867	8
1988	Lionel Manuel	65	1,029	4
1989	Odessa Turner	38	467	4
1990	David Meggett	39	410	1
1991	Mark Ingram	51	824	3
1992	Ed McCaffrey	49	610	5
1993	Mark Jackson	58	708	4
1994	Mike Sherrard	53	825	6
1995	Chris Calloway	56	796	3
1996	Chris Calloway	53	739	4
	Thomas Lewis	53	694	4
1997	Chris Calloway	58	849	8

1998	Chris Calloway	62	812	6
1999	Amani Toomer	79	1,183	6
2000	Amani Toomer	78	1,094	7
2001	Amani Toomer	72	1,054	5
	Tiki Barber	72	577	0
2002	Amani Toomer	82	1,343	8
2003	Tiki Barber	69	461	1
2004	Jeremy Shockey	61	666	6
2005	Plaxico Burress	76	1,214	7
2006	Jeremy Shockey	66	623	7
2007	Plaxico Burress	70	1,025	12
2008	Steve Smith	57	574	1
2009	Steve Smith	*107	1,220	7
2010	Hakeem Nicks	79	1,052	11
2011	Victor Cruz	82	*1,536	9
2012	Victor Cruz	86	1,092	10
2013	Victor Cruz	73	998	4
2014	Odell Beckham Jr.	91	1,305	12
2015	Odell Beckham Jr.	96	1,450	**13
2016	Odell Beckham Jr.	102	1,367	10
2017	Evan Engram	64	722	6
2018	Saquon Barkley	91	721	4
2019	Sterling Shepard	57	576	3
2020	Sterling Shepard	66	656	3
2021	Evan Engram	46	408	3
2022	Richie James	57	569	4
	Saquon Barkley	57	338	0
2023	<b>Wan'Dale Robinson</b>	<b>60</b>	<b>525</b>	<b>1</b>

\*Single Season Club Record \*\*Tied Single Season Club Record

### INTERCEPTIONS

YEAR	PLAYER	NO	YDS
1940	Doug Oldershaw	4	48
	Leland Shaffer	4	14
1941	Ward Cuff	4	152
	George Franck	4	94
1942	Merle Hapes	3	49
	Hank Soar	3	31
1943	Dave Brown	6	64
1944	Howard Livingston	9	172
1945	Howard Livingston	3	65
1946	Frank Liebel	5	117
1947	Frank Reagan	10	203
1948	Frank Reagan	9	145
1949	Emlen Tunnel	10	251
1950	Otto Schnellbacher	8	99
1951	Otto Schnellbacher	*11	194
1952	Tom Landry	8	99
1953	Emlen Tunnel	6	117
1954	Emlen Tunnel	8	108
	Tom Landry	8	71
1955	Emlen Tunnel	7	76
1956	Emlen Tunnel	6	87
1957	Emlen Tunnel	6	87
1958	Jim Patton	*11	183
1959	Dick Nolan	5	57
	Lindon Crow	5	54
	Jim Patton	5	13
1960	Jim Patton	6	100
1961	Dick Lynch	9	60
1962	Jim Patton	7	125
1963	Dick Lynch	9	*251
1964	Dick Lynch	4	68
1965	Carl Lockhart	4	117
	Dick Lynch	4	38
1966	Carl Lockhart	6	20
1967	Carl Lockhart	5	38
1968	Willie Williams	10	103
1969	Bruce Maher	5	112
1970	Willie Williams	6	114
1971	Willie Williams	5	58
1972	Carl Lockhart	4	56
	Willie Williams	4	42
	Richmond Flowers	4	30
	Pete Athas	4	11
1973	Pete Athas	5	52
1974	Chuck Crist	3	20
1975	Bobby Brooks	4	38
1976	Rick Volk	2	14
	Brad Van Pelt	2	13
	Jim Steinke	2	0
1977	Bill Bryant	3	54

1978	Terry Jackson	7	115
1979	Brian Kelley	3	41
	Harry Carson	3	28
	Terry Jackson	3	10
1980	Mike Dennis	5	68
1981	Beasley Reece	4	84
1982	Terry Jackson	4	75
1983	Terry Jackson	6	20
1984	Mark Haynes	7	90
1985	Elvis Patterson	6	88
1986	Terry Kinard	4	52
	Perry Williams	4	31
1987	Terry Kinard	5	163
1988	Sheldon White	4	70
1989	Terry Kinard	5	135
1990	Everson Walls	6	80
1991	Mark Collins	4	77
	Everson Walls	4	7
1992	Greg Jackson	4	71
1993	Mark Collins	4	77
	Greg Jackson	4	32
1994	John Booty	3	95
	Phillippi Sparks	3	4
1995	Vencie Glenn	5	91
	Phillippi Sparks	5	11
1996	Jason Sehorn	5	61
1997	Jason Sehorn	6	74
1998	Percy Ellsworth	5	92
1999	Percy Ellsworth	6	80
2000	Emmanuel McDaniel	6	30
2001	Will Allen	4	27
2002	Jason Sehorn	2	31
	William Peterson	2	1
	Shaun Williams	2	-2
2003	Frank Walker	2	74
	Ralph Brown	2	51
	Will Allen	2	23
	Johnnie Harris	2	3
2004	Gibril Wilson	3	39
	Brent Alexander	3	3
2005	Brent Alexander	4	45
2006	Kevin Dockery	2	100
	R.W. McQuarters	2	67
	Mathias Kiwaniuka	2	44
	Will Demps	2	39
	Sam Madison	2	28
	Gibril Wilson	2	25
	Fred Robbins	2	12
2007	Sam Madison	4	59
	Gibril Wilson	4	12
2008	Corey Webster	3	65
	James Butler	3	62
	Aaron Ross	3	58
2009	Terrell Thomas	5	87
2010	Terrell Thomas	5	56
2011	Corey Webster	6	71
2012	Stevie Brown	8	*307
2013	Antrel Rolle	6	23
2014	Quintin Demps	4	19
2015	Trumaine McBride	3	84
	Dominique Rodgers Cromartie	3	72
2016	Dominique Rodgers Cromartie	6	28
2017	Janoris Jenkins	3	113
	Ross Cockrell	3	1
2018	Alec Ogletree	5	61
2019	Janoris Jenkins	4	84
2020	James Bradberry	3	19
2021	Xavier McKinney	5	64
2022	Julian Love	2	44
	<b>Dane Belton</b>	<b>2</b>	<b>0</b>
2023	Xavier McKinney	3	22

\* Single Season Club Record

### SACKS (OFFICIAL STATISTIC SINCE 1982)

YEAR	PLAYER	SACKS
1982	Lawrence Taylor	7.5
1983	George Martin	9.0
	Lawrence Taylor	9.0
1984	Lawrence Taylor	11.5
1985	Leonard Marshall	15.5

1986	Lawrence Taylor	20.5
1987	Lawrence Taylor	12.0
1988	Lawrence Taylor	15.5
1989	Lawrence Taylor	15.0
1990	Lawrence Taylor	10.5
1991	Leonard Marshall	11.0
1992	Lawrence Taylor	5.0
1993	Keith Hamilton	11.5
1994	Keith Hamilton	6.5
1995	Michael Strahan	7.5
1996	Chad Bratzke	5.0
	Michael Strahan	5.0
1997	Michael Strahan	14.0
1998	Michael Strahan	15.0
1999	Jessie Armstead	9.0
2000	Keith Hamilton	10.5
2001	Michael Strahan	*22.5
2002	Michael Strahan	11.0
2003	Michael Strahan	18.5
2004	Osi Umenyiora	7.0
2005	Osi Umenyiora	14.5
2006	Osi Umenyiora	6.0
2007	Osi Umenyiora	13.0
2008	Justin Tuck	12.0
2009	Osi Umenyiora	7.0
2010	Osi Umenyiora	11.5
	Justin Tuck	11.5
2011	Jason Pierre-Paul	16.5
2012	Jason Pierre-Paul	6.5
2013	Justin Tuck	11.0
2014	Jason Pierre-Paul	12.5
2015	Robert Ayers	9.5
2016	Olivier Vernon	8.5
2017	Jason Pierre-Paul	8.5
2018	Olivier Vernon	7.0
2019	Markus Golden	10.0
2020	Leonard Williams	11.5
2021	<b>Azeez Ojulari</b>	<b>8.0</b>
2022	<b>Dexter Lawrence</b>	<b>7.5</b>
2023	<b>Kayvon Thibodeaux</b>	<b>11.5</b>

\*NFL Single Season Record (since tied)

### ALL-PURPOSE YARDS

YEAR	PLAYER	RUSH	REC	PUNT	KO	INT	FUM	TOT
1942	Merle Hapes	363	79	170	215	49	-	876
1943	Bill Paschal	572	74	92	183	0	-	921
1944	Bill Paschal	737	0	102	260	0	-	1,099
1945	Ward Cuff	214	172	124	105	0	-13	602
1946	Bill Paschal	362	78	111	158	0	0	709
1947	George Cheverko	63	300	88	135	54	0	640
1948	Joe Scott	198	235	25	569	10	0	1,037
1949	Gene Roberts	634	711	0	16	0	0	1,361
1950	Joe Scott	322	240	23	351	0	0	936
1951	Eddie Price	971	19	0	0	0	0	990
1952	Emlen Tunnell	0	0	411	364	149	3	927
1953	Frank Gifford	157	292	106	327	0	0	882
1954	Eddie Price	555	352	0	0	0	3	910
1955	Alex Webster	634	269	0	0	0	0	903
1956	Frank Gifford	819	603	0	0	0	0	1,422
1957	Frank Gifford	528	588	0	0	0	0	1,116
1958	Frank Gifford	468	330	0	0	0	0	798
1959	Frank Gifford	540	768	0	0	0	0	1,308
1960	Kyle Rote	0	750	0	0	0	0	750
1961	Alex Webster	928	313	0	0	0	0	1,241
1962	Alex Webster	743	477	0	0	0	0	1,220
1963	Del Shofner	0	1,181	0	0	0	0	1,181
1964	Clarence Childs	102	97	40	987	0	0	1,226
1965	Tucker Frederickson	659	177	0	0	0	0	836
1966	Homer Jones	43	1,044	0	0	0	0	1,087
1967	Homer Jones	60	1,209	0	38	0	8	1,315
1968	Homer Jones	18	1,057	0	0	0	0	1,075
1969	Joe Morrison	387	647	0	0	0	0	1,034
1970	Ron Johnson	1,027	487	0	140	0	0	1,654
1971	Rocky Thompson	177	85	0	947	0	0	1,209
1972	Ron Johnson	1,182	451	0	0	0	0	1,633
1973	Ron Johnson	902	377	0	0	0	0	1,279
1974	Leon McQuay	240	59	81	689	0	0	1,069
1975	Doug Kotar	378	86	5	405	0	0	874
1976	Doug Kotar	731	319	0	39	0	0	1,089
1977	Bobby Hammond	577	136	334	419	0	0	1,466
1978	Bobby Hammond	554	173	157	290	0	0	1,174
1979	Billy Taylor	700	253	0	131	0	0	1,084

1980	Alvin Garrett	31	69	287	527	0	0	914
1981	Leon Bright	197	291	410	481	0	0	1,379
1982	Butch Woolfork	439	224	0	428	0	0	1,091
1983	Butch Woolfork	857	368	0	13	0	0	1,238
1984	Rob Carpenter	795	209	0	0	0	0	1,004
1985	Joe Morris	1,336	212	0	25	0	0	1,573
1986	Joe Morris	1,516	233	0	0	0	0	1,749
1987	Mark Bavaro	0	867	0	0	0	0	867
1988	Joe Morris	1,083	166	0	0	0	0	1,249
1989	David Meggett	117	531	582	577	0	0	1,807
1990	David Meggett	164	410	467	492	0	0	1,533
1991	Rodney Hampton	1,059	283	0	204	0	0	1,546
1992	Rodney Hampton	1,141	215	0	0	0	0	1,356
1993	David Meggett	329	319	331	403	0	0	1,382
1994	David Meggett	298	293	323	548	0	0	1,462
1995	Rodney Hampton	1,182	142	0	0	0	0	1,324
1996	Tyrone Wheatley	400	51	0	503	0	0	954
1997	Charles Way	698	304	0	46	0	0	1,048
1998	Gary Brown	1,063	36	0	0	0	0	1,099
1999	Tiki Barber	258	609	506	266	0	0	1,639
2000	Tiki Barber	1,006	719	332	28	0	0	2,085
2001	Tiki Barber	865	577	338	0	0	0	1,782
2002	Tiki Barber	1,387	597	5	0	0	0	1,989
2003	Tiki Barber	1,216	461	0	0	0	0	1,677
2004	Tiki Barber	1,518	578	0	0	0	0	2,096
2005	Tiki Barber	1,860	530	0	0	0	0	2,390
2006	Tiki Barber	1,662	465	0	0	0	0	2,127
2007	Brandon Jacobs	1,009	174	0	0	0	0	1,183
2008	Derrick Ward	1,025	384	0	21	0	0	1,430
2009	Domenik Hixon	0	187	256	1,291	0	0	1,731
2010	Ahmad Bradshaw	1,235	314	0	0	0	0	1,549
2011	Ahmad Bradshaw	659	267	0	0	0	0	926
2012	David Wilson	358	34	0	1,533	0	0	1,925
2013	Victor Cruz	0	998	0	0	0	0	998
2014	Odell Beckham Jr.	35	1,305	171	0	0	0	1,511
2015	Odell Beckham Jr.	3	1,450	26	0	0	0	1,479
2016	Odell Beckham Jr.	9	1,367	10	0	0	0	1,376
2017	Orleans Darkwa	751	116	0	0	0	0	867
2018	Saquon Barkley	1,307	721	0	0	0	0	2,028
2019	Saquon Barkley	911	413	0	0	0	0	1,324
2020	Wayne Gallman	682	114	0	0	0	0	796
2021	Devontae Booker	593	268	0	0	0	0	861
2022	Saquon Barkley	1,312	338	0	0	0	0	1,650
2023	Saquon Barkley	962	280	0	0	0	0	1,242

\*Single Season Club Record

78	Saquon Barkley, at Washington (TD)	Dec. 9, 2018
	Tiki Barber, vs. Arizona (TD)	Sept. 3, 2000
77	Ahmad Bradshaw, vs. Baltimore	Nov. 16, 2008
	Bill Paschal, vs. Cleveland Rams (TD)	Nov. 4, 1945
75	Orleans Darkwa, vs. Washington (TD)	Dec. 31, 2017
	Eddie Price, at Chicago Cardinals (TD)	Nov. 2, 1952
	Tuffy Leemans, vs. Green Bay (TD)	Nov 20, 1938
74	Eddie Price, at Philadelphia	Dec. 10, 1950
73	Brandon Jacobs, at Minnesota	Dec. 13, 2010
72	Tiki Barber, at Philadelphia (TD)	Sept. 12, 2004
71	Alex Webster, at Chicago Cardinals	Oct. 2, 1955
70	Tiki Barber, at Houston	Nov. 24, 2002
	Joe Morrison, at Philadelphia (TD)	Sept. 29, 1963
	Frank Filchock, at Pittsburgh (TD)	Oct. 6, 1946
	Kink Richards, vs. Brooklyn (TD)	Oct. 22, 1933

### LONGEST PASS COMPLETION

99	Eli Manning (to Victor Cruz) (TD) at Jets	Dec. 24, 2011
98	Earl Morrall (to Homer Jones) (TD) at Pittsburgh	Sept. 11, 1966
94	Norm Snead (to Rich Houston) (TD) vs. Dallas	Sept. 24, 1972
92	Eli Manning (to Mario Manningham) (TD) at Washington	Jan. 2, 2011
89	Earl Morrall (to Homer Jones) (TD) vs. Philadelphia	Oct. 17, 1965
88	Frank Reagan (to George Franck) (TD) vs. Washington	Oct. 12, 1947
87	Eli Manning (to Odell Beckham Jr.) (TD) vs. New England	Nov. 15, 2015
	Kent Graham (to Tiki Barber) (TD) at Arizona	Dec. 6, 1998
85	Eli Manning (to Mario Manningham) (TD) at Green Bay	Dec. 26, 2010
	Jeff Hostetler (to Stephen Baker) (TD) at New Orleans	Nov. 27, 1988
	Charlie Conerly (to Choo-Choo Roberts) (TD) vs. Chicago Bears	Oct. 23, 1949
84	Eli Manning (to Odell Beckham Jr.) (TD) at Miami	Dec. 14, 2015
	Fran Tarkenton (to Homer Jones) at Pittsburgh	Sept. 15, 1968
83	Frank Gifford (to Eddie Price) (TD) at Cleveland	Oct. 31, 1954
82	Kerry Collins (to Amani Toomer) (TD) at Indianapolis	Dec. 22, 2002
	Joe Pisarcik (to Ed Marshall) at Washington	Oct. 23, 1977
	Fran Tarkenton (to Homer Jones) (TD) vs. Washington	Sept. 29, 1968
	Tom Kennedy (to Homer Jones) (TD) vs. Pittsburgh	Dec. 11, 1966

### LONGEST INTERCEPTION RETURN

102	<b>Jason Pinnock, at Miami (TD)</b>	<b>Oct. 8, 2023</b>
	Erich Barnes, at Dallas (TD)	Oct. 15, 1961
101	Henry Carr, at Rams (TD)	Nov. 13, 1966
97	Lawrence Taylor, at Detroit (TD)	Nov. 25, 1982
96	Lawrence Taylor, at Detroit (TD)	Oct. 23, 2006
	Ward Cuff, vs. Washington (TD)	Dec. 4, 1938
95	Sam Games, vs. Philadelphia (TD)	Aug. 31, 1997
91	Ryan Mundy, at Dallas	Sept. 8, 2013
89	Bruce Maher, at Dallas	Nov. 10, 1968
84	Dale Burnett, vs. Green Bay	Nov. 26, 1933
82	Dick Lynch, vs. Dallas	Oct. 20, 1963
78	George Martin, vs. Denver (TD)	Nov. 23, 1986
77	Doug Wycoff, vs. Brooklyn Dodgers	Oct. 25, 1931
75	Vencie Glenn, at Washington (TD)	Oct. 29, 1995
	Vencie Glenn, at Washington	Nov. 10, 1963

### LONGEST PUNT

90	Rodney Williams, at Denver	Sept. 10, 2001
74	<b>Jamie Gillan, vs. New England</b>	<b>Nov. 26, 2023</b>
	Len Younce, vs. Chicago Bears	Nov. 14, 1943
	Don Chandler, at Dallas	Oct. 11, 1964
73	Dave Jennings, vs. Houston	Dec. 5, 1982
72	Dave Jennings, vs. Dallas	Nov. 4, 1979
	Len Younce, at Brooklyn Tigers	Oct. 15, 1944
	Carl Kinscherf, at Phil.-Pitt.	Oct. 9, 1943
71	Riley Dixon, vs. Philadelphia	Nov. 15, 2020
	Steve Weatherford, at Philadelphia	Oct. 12, 2014
	Sean Landeta, vs. Green Bay	Nov. 8, 1992
	Sean Landeta, vs. Philadelphia	Dec. 3, 1989
	Kay Eakin, vs. Cleveland	Nov. 16, 1941
70	George Frank, vs. Philadelphia	Oct. 12, 1941

### LONGEST PUNT RETURN

95	Al Bloodgood, at Pottsville	Sept. 30, 1928
94	<b>Gunner Olszewski, vs. Rams (TD)</b>	<b>Dec. 31, 2023</b>
87	Amani Toomer, vs. Buffalo (TD)	Sept. 1, 1996
85	Tiki Barber, vs. Dallas (TD)	Oct. 18, 1999
83	Eddie Dove, at Philadelphia	Sept. 29, 1963
81	Bosh Pritchard, at Chicago Cardinals	Nov. 25, 1951
	Emlen Tunnell, vs. Chicago Cardinals (TD)	Oct. 14, 1951
76	David Meggett, vs. Raiders (TD)	Dec. 24, 1989
75	Hinkey Haines, vs. N.Y. Yanks	Dec. 4, 1927

## GIANTS LONGEST PLAYS

### LONGEST FIELD GOAL

57	<b>Graham Gano, at San Francisco</b>	<b>Sept. 21, 2023</b>
	<b>Graham Gano, at Dallas</b>	<b>Nov. 24, 2022</b>
	Aldrick Rosas, vs. Chicago	Dec. 2, 2018
56	<b>Graham Gano, vs. Carolina</b>	<b>Sept. 18, 2022</b>
	Ali Haji-Sheikh, at Detroit	Nov. 7, 1963
	Ali Haji-Sheikh, vs. Green Bay	Sept. 26, 1983
55	<b>Graham Gano, at Minnesota</b>	<b>Dec. 24, 2022</b>
	<b>Graham Gano, at Washington</b>	<b>Sept. 16, 2021</b>
	<b>Graham Gano, vs. Dallas</b>	<b>Oct. 11, 2020</b>
	Joe Danelo, vs. New Orleans	Sept. 20, 1981
54	<b>Graham Gano, at Philadelphia</b>	<b>Dec. 26, 2020</b>
	<b>Graham Gano, vs. Dallas</b>	<b>Oct. 11, 2020</b>
	Brad Daluiso, vs. Phoenix	Nov. 28, 1993
	Matt Bahr, vs. Houston	Nov. 8, 1970
	Joe Danelo, at Seattle	Oct. 18, 1981
	Pete Gogolak, vs. Dallas	Nov. 8, 1970
53	<b>Graham Gano, vs. Carolina</b>	<b>Oct. 24, 2021</b>
	Aldrick Rosas at Carolina	Oct. 7, 2018
	Josh Brown, vs. New England	Nov. 15, 2015
	Josh Brown, at Tampa Bay	Nov. 8, 2015
	Josh Brown, at Tampa Bay	Dec. 28, 2014
	Lawrence Tynes, at Dallas	Oct. 25, 2010
	Steve Christie, at Philadelphia	Sept. 12, 2004
	Raul Allegre, at Philadelphia	Nov. 15, 1987
	Don Chandler, at Dallas	Dec. 1, 1963

### LONGEST RUN FROM SCRIMMAGE

95	Tiki Barber, at Oakland (TD)	Dec. 31, 2005
91	Hap Moran, vs. Green Bay	Nov. 23, 1930
88	Ahmad Bradshaw, at Buffalo (TD)	Dec. 23, 2007
80	<b>Daniel Jones, at Philadelphia</b>	<b>Oct. 22, 2020</b>
	Eddie Price, at Philadelphia (TD)	Dec. 9, 1951
79	Frank Gifford, vs. Washington	Nov. 29, 1959

- 74 David Meggett, at New Orleans (TD)
- 71 Emlen Tunell, at N.Y. Yanks (TD)
- 71 Emlen Tunell, vs. Philadelphia (TD)
- 70 David Meggett, at Tampa Bay (TD)

**LONGEST KICKOFF RETURN**

- 100 Dwayne Harris, vs. Dallas (TD)
- Clarence Childs, vs. Minnesota (TD)
- Emlen Tunell, vs. N.Y. Yanks (TD)
- 99 Joe Scott, vs. Rams (TD)
- 98 Jimmy Patton, vs. Washington (TD)
- 97 David Wilson, vs. New Orleans (TD)

- Dec. 20, 1993
- Dec. 16, 1951
- Oct. 21, 1951
- Nov. 24, 1991

- Oct. 25, 2015
- Dec. 6, 1964
- Nov. 4, 1951
- Nov. 14, 1948
- Oct. 30, 1955
- Dec. 9, 2012

- 95 Jack Hagerty, vs., Buffalo Bisons (TD)
- Willie Ponder, vs. Arizona (TD)
- Jack Salschieder, at Chicago Cardinals (TD)
- 93 Rocky Thompson, at St. Louis (TD)
- Harry Newman, at Boston Redskins (TD)
- 92 Derrick Ward, at Washington (TD)
- David Meggett, vs. Philadelphia (TD)
- Rocky Thomas, at Detroit (TD)
- 91 Willie Ponder, vs. Pittsburgh (TD)
- Thomas Lewis, vs. Washington (TD)

- Nov. 5, 1929
- Sept. 11, 2005
- Oct. 30, 1949
- Oct. 3, 1971
- Oct. 7, 1934
- Dec. 5, 2004
- Nov. 22, 1992
- Sept. 17, 1972
- Dec. 18, 2004
- Dec. 10, 1995

## WIN / LOSS RECORDS

### GIANTS BEST WINNING PERCENTAGE SEASONS

1929	.900 (13-1-1)
1927	.885 (11-1-1)
1986	.875 (14-2)
1939	.864 (9-1-1)
1944	.850 (8-1-1)
1950	.833 (10-2)

### GIANTS MOST REGULAR SEASON VICTORIES

1986	14 wins
1990	13 wins
1930	13 wins
1929	13 wins
2008	12 wins
2000	12 wins
1989	12 wins
1962	12 wins
2016	11 wins
2005	11 wins
1993	11 wins
1963	11 wins
1933	11 wins
1927	11 wins

### GIANTS REGULAR SEASON RECORD MONTH-BY-MONTH

	Home	Road	Total
August	1-0-0 (.1000)	0-0-0	1-0-0 (.1000)
September	51-48-1 (.515)	70-73-4 (.490)	121-123-5 (.500)
October	124-80-4 (.608)	98-102-6 (.490)	222-182-10 (.549)
November	141-92-9 (.605)	77-98-7 (.440)	218-190-16 (.534)
December	79-77-3 (.506)	72-71-0 (.503)	151-148-3 (.505)
January	5-4-0 (.556)	3-4-0 (.428)	8-8-0 (.500)
<b>Total</b>	<b>401-301-17 (.571)</b>	<b>320-348-17 (.4798)</b>	<b>721-650-34 (.526)</b>

### GIANTS POSTSEASON RECORD MONTH-BY-MONTH

	Home	Road	Neutral	Totals
December	5-6 (.455)	2-9 (.182)	-	7-15 (.318)
January	7-3 (.700)	7-7 (.500)	2-1 (.667)	16-11 (.593)
February	-	-	2-0 (1.000)	2-0-0 (1.000)
<b>Total</b>	<b>12-9 (.571)</b>	<b>9-16 (.360)</b>	<b>4-1 (.800)</b>	<b>25-26 (.490)</b>

### GIANTS REGULAR SEASON RECORD BY DECADE

	Home	Road	Totals
1920s	27-8-3 (.771)	17-9-2 (.654)	44-17-5 (.705)
1930s	48-15-4 (.762)	32-24-4 (.571)	80-39-8 (.661)
1940s	34-26-3 (.567)	21-21-5 (.500)	55-47-8 (.536)
1950s	39-19-2 (.672)	37-22-1 (.627)	76-41-3 (.646)
1960s	35-31-3 (.530)	34-32-3 (.515)	69-63-6 (.522)
1970s	29-42-1 (.410)	21-51-0 (.292)	50-93-1 (.351)
1980s	46-31-0 (.597)	35-39-1 (.473)	81-70-1 (.536)
1990s	47-33-0 (.588)	36-43-1 (.456)	83-76-1 (.522)
2000s	43-37-0 (.537)	45-35-0 (.563)	88-72-0 (.550)
2010s	38-42-0 (.475)	32-48-0 (.400)	70-90-0 (.438)
2020s	15-18-1 (.455)	10-25-0 (.285)	25-43-1 (.367)
<b>Overall</b>	<b>401-302-17 (.568)</b>	<b>320-349-17 (.478)</b>	<b>721-650-34 (.525)</b>

### GIANTS POSTSEASON RECORD BY DECADE

	Home	Road	Super Bowls	Totals
1920s	0-0	0-0		
1930s	2-0 (1.000)	0-3 (.000)		2-3 (.400)
1940s	0-3 (.000)	0-1 (.000)		0-4 (.000)
1950s	2-1 (.667)	0-2 (.000)		2-3 (.400)
1960s	0-1 (.000)	0-2 (.000)		0-3 (.000)
1970s	0-0	0-0		0-0
1980s	3-1 (.800)	2-3 (.400)	1-0	6-4 (.600)
1990s	2-1 (.750)	1-1 (.500)	1-0	4-2 (.667)
2000s	2-2 (.400)	3-2 (.667)	1-1	6-5 (.546)
2010s	1-0 (1.000)	2-1 (.667)	1-0	4-1 (.800)
2020s	0-0	1-1 (.500)		1-1 (.500)
<b>Overall</b>	<b>12-9 (.571)</b>	<b>9-16 (.360)</b>	<b>4-1 (.800)</b>	<b>25-26 (.490)</b>

Super Bowls XXI, XXV and XXXV count as Giants home games, Super Bowls XLIII and XLVI count as Giants road games

### BIGGEST WINS

Points	Opponent	Date
56 Pts (56-0)	vs. Philadelphia	10-15-33
53 Pts (53-0)	vs. Frankford	10-19-30
53 Pts (53-0)	vs. Washington	11-5-61
52 Pts (62-10)	vs. Philadelphia	11-26-72
46 Pts (49-3)	at Green Bay (Milw.)	11-21-48
*46 Pts (49-3)	vs. San Francisco	1-4-87
44 Pts (51-7)	vs. N.Y. Yanks	12-3-50
43 Pts (49-6)	vs. St. Louis	12-7-69
*41 Pts (48-7)	vs. Cleveland	12-6-59

40 Pts (47-7)
39 Pts (45-6)
38 Pts (44-6)
37 Pts (44-7)
37 Pts (44-7)
37 Pts (44-7)
36 Pts (36-0)
36 Pts (36-0)
35 Pts (42-7)
35 Pts (35-0)
35 Pts (55-20)
35 Pts (42-7)

\*Postseason

### WORST LOSSES

Points
56 Pts (7-63)
49 Pts (7-56)
48 Pts (14-62)
45 Pts (7-52)
45 Pts (0-45)
42 Pts (0-42)
41 Pts (14-55)
*41 Pts (3-44)
40 Pts (0-40)
38 Pts (0-38)
38 Pts (7-45)
38 Pts (0-38)
37 Pts (7-44)
37 Pts (7-44)
37 Pts (0-37)
36 Pts (13-49)
35 Pts (0-35)
35 Pts (10-45)
35 Pts (14-49)

\*Postseason

vs. Chicago	12-30-56
at Buffalo Bison	11-5-29
vs. Seattle	10-5-08
vs. Oakland	10-11-09
vs. Phoenix	12-4-88
vs. Philadelphia	11-26-67
vs. Washington	10-30-05
vs. Washington	12-4-38
vs. Philadelphia	12-30-12
vs. Pittsburgh	10-20-57
at Baltimore	11-19-50
at Pittsburgh	9-22-35

Opponent	Date
at Pittsburgh	11-30-52
vs. Chicago Bears	11-14-43
at Cleveland	12-6-53
at Dallas	9-18-66
at Philadelphia	10-10-48
at Oakland	11-4-73
at L.A. Rams	11-13-66
at San Francisco	1-15-94
vs. Dallas	9-10-23
at Carolina	9-22-13
at New Orleans	12-14-03
at Detroit	11-15-36
at Minnesota	1-3-10
at San Diego	10-19-80
at Green Bay	12-31-61
at Washington	9-28-75
vs. Dallas	9-4-95
at Cleveland	12-1-68
vs. Washington	12-5-37

## BY OPPONENT

### GIANTS COMPOSITE RECORD (VS. CURRENT NFC TEAMS)

Opponent	Reg. Season	Playoffs	Total
Arizona	81-46-2	0-0	81-46-2
Atlanta	11-14-0	1-0	12-14-0
Carolina	6-6-0	0-1	6-7-0
Chicago	22-31-2	3-5	25-36-2
Dallas	46-75-2	1-0	47-75-2
Detroit	21-24-1	0-1	21-25-1
Green Bay	25-29-2	3-5	28-34-2
LA Rams	16-29-0	1-1	17-30-0
Minnesota	10-18-0	3-1	13-19-0
New Orleans	17-15-0	0-0	17-15-0
Philadelphia	86-90-2	2-3	88-93-2
San Francisco	17-18-0	4-4	21-22-0
Seattle	10-11-0	0-0	10-11-0
Tampa Bay	15-9-0	1-0	16-9-0
Washington	107-71-5	1-1	108-72-4
<b>TOTALS</b>	<b>490-481-16</b>	<b>20-22</b>	<b>510-507-16</b>

### GIANTS COMPOSITE RECORD (VS. CURRENT AFC TEAMS)

Opponent	Reg. Season	Playoffs	Total
Baltimore	3-4-0	0-1	3-5-0
Buffalo	6-8-0	1-0	7-8-0
Cincinnati	5-6-0	0-0	5-6-0
Cleveland	21-27-2	1-1	22-28-2
Denver	6-7-0	1-0	7-7-0
Houston	5-1-0	0-0	5-1-0
Indianapolis	7-10-0	0-2	7-12-0
Jacksonville	4-4-0	0-0	4-4-0
Kansas City	11-4-0	0-0	11-4-0
Las Vegas	6-8-0	0-0	6-8-0
LA Chargers	5-8-0	0-0	5-8-0
Miami	7-4-0	0-0	7-4-0
New England	5-7-0	2-0	7-7-0
NY Jets	8-7-0	0-0	8-7-0
Pittsburgh	44-31-3	0-0	44-31-3
Tennessee	7-6-0	0-0	7-6-0
<b>Totals</b>	<b>150-143-5</b>	<b>5-4</b>	<b>155-147-5</b>

### GIANTS VS. DEFUNCT NFL TEAMS

Baltimore Colts (1950)	1-0-0
Brooklyn Lions	2-0-0
Brooklyn Dodgers	20-5-3
Brooklyn Tigers	2-0-0
Boston Yankees	5-1-3

Buffalo Bisons	2-0-0
Canton Bulldogs	0-0-1
Cleveland Bulldogs	1-1-1
Columbus Tigers	1-0-0
Dallas Texans	1-0-0
Dayton Triangles	1-0-0
Detroit Wolverines	0-1-1
Duluth Eskimos	2-0-0
Frankford Yellow Jackets	8-5-1
Hartford Blues	1-0-0
Kansas City Cowboys	2-0-0
Los Angeles Buccaneers	0-1-0
Newark Tornados	2-0-0
New York Bulldogs	1-1-0
New York Yanks	3-0-0
New York Yankees	3-2-0
Orange Tornados	1-0-1
Pottsville Maroons	4-0-0
Providence Steamrollers	10-2-1
Rochester Jeffersons	1-0-0
Staten Island Stapletons	5-2-1
Phil-Pitt (1943)	1-1-0
Card-Pitt (1944)	1-0-0

**Totals** 81-22-13

**GIANTS VS. THE NFC EAST IN THE REGULAR SEASON**

Year	PHI	WAS	DAL	ARI	Home	Away	Overall
1970	1-1	2-0	1-1	2-0	4-0	2-2	6-2
1971	0-2	0-2	0-2	0-1	0-4	1-3	1-7
1972	2-0	0-2	1-1	2-0	2-2	3-1	5-3
1973	0-1-1	0-2	0-2	1-1	1-2-1	0-4	1-6-1
1974	0-2	0-2	1-1	0-2	0-4	1-3	1-7
1975	1-1	0-2	0-2	0-2	0-4	1-3	1-7
1976	0-2	1-1	0-2	0-2	1-3	0-4	1-7
1977	0-2	2-0	0-2	1-1	2-2	1-3	3-5
1978	0-2	1-1	0-2	1-1	2-2	0-4	2-6
1979	0-2	1-1	0-2	0-2	1-3	0-4	1-7
1980	0-2	0-2	1-1	1-1	1-3	1-3	2-6
1981	1-1	1-1	1-1	2-0	2-2	3-1	5-3
1982	2-0	0-2	0-0	0-1	1-1	1-2	2-3
1983	1-1	0-2	0-2	0-1-1	0-4	1-2-1	1-6-1
1984	1-1	1-1	2-0	1-1	4-0	1-3	5-3
1985	2-0	1-1	0-2	2-0	3-1	2-2	5-3
1986	2-0	2-0	1-1	2-0	4-0	3-1	7-1
1987	2-0	0-2	0-2	1-1	2-2	1-3	3-5
1988	0-2	2-0	2-0	1-1	3-1	2-2	5-3
1989	0-2	2-0	2-0	2-0	3-1	3-1	6-2
1990	1-1	2-0	2-0	2-0	4-0	3-1	7-1
1991	0-2	0-2	1-1	2-0	2-2	1-3	3-5
1992	0-2	1-1	0-2	1-1	1-3	1-3	2-6
1993	2-0	2-0	0-2	1-1	3-1	2-2	5-3
1994	2-0	2-0	1-1	1-1	3-1	3-1	6-2
1995	0-2	2-0	0-2	2-0	2-2	2-2	4-4
1996	0-2	0-2	1-1	1-1	2-2	0-4	2-6
1997	2-0	1-0-1	2-0	2-0	4-0	3-0-1	7-0-1
1998	2-0	1-1	0-2	2-0	3-1	2-2	5-3
1999	2-0	0-2	1-1	0-2	2-2	1-3	3-5
2000	2-0	1-1	2-0	2-0	3-1	4-0	7-1
2001	0-2	1-1	1-1	2-0	3-1	1-3	4-4
2002	1-1	2-0	2-0	-	3-0	2-1	5-1
2003	0-2	1-1	0-2	-	0-3	1-2	1-5
2004	0-2	1-1	2-0	-	2-0	1-2	3-3
2005	2-0	1-1	1-1	-	3-0	1-2	4-2
2006	1-1	2-0	1-1	-	1-2	3-0	4-2
2007	2-0	1-1	0-2	-	1-2	2-1	3-3
2008	1-1	2-0	1-1	-	2-1	2-1	4-2
2009	0-2	2-0	2-0	-	2-1	2-1	4-2
2010	0-2	2-0	1-1	-	1-2	2-1	3-3
2011	1-1	0-2	2-0	-	1-2	2-1	3-3
2012	1-1	1-1	1-1	-	2-1	1-2	3-3
2013	1-1	2-0	1-1	-	1-2	2-1	3-3
2014	0-2	2-0	0-2	-	1-2	1-2	2-4
2015	0-2	1-1	1-1	-	2-1	0-3	2-4
2016	1-1	1-1	2-0	--	2-1	2-1	4-2
2017	0-2	1-1	0-2	-	1-2	0-3	1-5
2018	0-2	1-1	0-2	-	0-3	1-2	1-5
2019	0-2	2-0	0-2	-	1-2	1-2	2-4
2020	1-1	2-0	1-1	-	3-0	1-2	4-2
2021	1-1	0-2	0-2	-	1-2	0-3	1-5
2022	0-2	1-0-1	0-2	-	0-2-1	1-2	1-4-1
2023	1-1	2-0	0-2	-	2-1	1-2	3-3
<b>Totals</b>	<b>41-65-1</b>	<b>59-47-2</b>	<b>40-66</b>	<b>37-24-1</b>	<b>100-89-2</b>	<b>77-113-2</b>	<b>177-202-4</b>

**GIANTS VS. THE AFC (1970-2023)**

Year	Home	Away	Overall
1970	1-0	2-0	3-0
1971	1-1	0-1	1-2
1972	1-1	0-1	1-2
1973	1-0	0-2	1-2
1974	0-2	1-0	1-2
1975	1-1	1-0	2-1
1976	1-1	0-1	1-2
1977	0-1	0-1	0-2
1978	1-0	0-1	1-1
1979	0-1	1-0	1-1
1980	0-2	1-1	1-3
1981	0-1	1-0	1-1
1982	1-0	0-0	1-0
1983	0-2	0-2	0-4
1984	1-0	1-0	2-0
1985	1-1	1-1	2-2
1986	3-0	1-1	4-1*
1987	2-0	0-1	2-1
1988	1-0	0-1	1-1
1989	2-0	2-0	4-0
1990	2-1	2-0	4-1*
1991	2-0	1-1	3-1
1992	2-0	0-2	2-2
1993	1-1	1-1	2-2
1994	1-1	2-0	3-1
1995	0-2	0-2	0-4
1996	0-2	2-0	2-2
1997	1-1	0-2	1-3
1998	2-0	1-1	3-1
1999	1-1	1-1	2-2
2000	2-1	1-1	3-2*
2001	1-1	1-1	2-2
2002	1-1	1-1	2-2
2003	0-2	1-1	1-3
2004	1-1	0-2	1-3
2005	2-0	1-1	3-1
2006	1-1	0-2	1-3
2007	1-1	3-0	4-1*
2008	2-0	1-1	3-1
2009	1-1	1-1	2-2
2010	1-1	1-1	2-2
2011	2-0	3-0	5-0*
2012	1-1	0-2	1-3
2013	1-1	0-2	1-3
2014	1-1	1-1	2-2
2015	0-2	2-0	2-2
2016	2-0	1-1	3-1
2017	1-1	1-1	2-2
2018	0-2	1-1	1-3
2019	1-1	0-2	1-3
2020	0-2	1-1	1-3
2021	1-1	0-3	1-4
2022	3-0	2-0	5-0
2023	1-1	0-3	1-4
<b>Totals</b>	<b>57-46</b>	<b>45-53</b>	<b>102-99</b>

\*Includes Super Bowl Win  
\*\*Includes Super Bowl Loss

**NOTABLE GAMES**

**GIANTS IN OVERTIME**

Won: 25 Lost: 19 Tied: 3  
Regular Season: 23-17-3 Postseason: 2-2  
Home: 10-11-1 (0-2) Away: 13-6-2 (2-0)

Date	Opponent	Score
12-28-58	vs. Baltimore (NFL Champ. Game)	17-23 (L)
11-10-74	vs. Jets	20-26 (L)
12-18-77	vs. Chicago	9-12 (L)
11-12-78	at Washington	13-16 (L)
10-25-81	at Atlanta	27-24 (W)
11-15-81	vs. Washington	27-30 (L)
12-19-81	vs. Dallas	13-10 (W)
9-11-83	at Atlanta	16-13 (W)
10-24-83	at St. Louis (Monday Night Football)	20-20 (T)
9-29-85	at Philadelphia	16-10 (W)
10-18-87	at Buffalo	3-6 (L)
12-6-87	vs. Philadelphia	23-20 (W)
10-30-88	at Detroit	13-10 (W)
11-20-88	vs. Philadelphia	17-23 (L)



1-7-89	vs. Rams (Divisional Playoff Game)	13-19 (L)
1-2-94	vs. Dallas	13-16 (L)
10-30-94	vs. Detroit	25-28 (L)
9-10-95	at Kansas City	17-20 (L)
10-8-95	vs. Arizona	27-21 (W)
9-1-96	vs. Buffalo	20-23 (L)
10-19-97	at Detroit	26-20 (W)
11-23-97	at Washington (Sunday Night Football)	7-7 (T)
10-31-99	at Philadelphia	23-17 (W)
11-4-01	vs. Dallas	27-24 (W)
12-1-02	vs. Tennessee	27-21 (L)
12-28-02	vs. Philadelphia	10-7 (W)
9-15-03	vs. Dallas	35-32 (L)
9-21-03	at Washington	24-21 (W)
11-2-03	at Jets	31-28 (W)
10-6-05	at Dallas	16-13 (L)
11-27-05	at Seattle	24-21 (L)
12-11-05	at Philadelphia	26-23 (W)
9-17-06	at Philadelphia	30-24 (W)
1-20-08	at Green Bay (NFC Champ. Game)	23-20 (W)
9-21-08	vs. Cincinnati	26-23 (W)
12-21-08	vs. Carolina	34-28 (W)
11-22-09	vs. Atlanta	34-31 (W)
1-22-12	at San Francisco (NFC Cham. Game)	20-17 (W)
12-22-13	at Detroit	23-20 (W)
12-6-15	vs. Jets	23-20 (L)
11-19-17	vs. Kansas City	12-9 (W)
12-2-18	vs. Chicago	30-27 (W)
12-9-19	at Philadelphia	23-17 (L)
12-22-19	at Washington	41-35 (W)
10-3-21	at New Orleans	27-21 (W)
12-4-22	Washington	20-20 (T)
10-29-23	Jets	13-10 (L)

**GIANTS ON SUNDAY NIGHT**

Overall: 23-33-1 Home: 11-14 Away: 12-19-1

Date	Opponent	Score	Network
10-6-85	vs. Dallas	29-30 (L)	ABC
11-8-87	vs. New England	17-10 (W)	ESPN
11-27-88	at New Orleans	13-12 (W)	ESPN
9-9-90	vs. Philadelphia	27-20 (W)	TNT
10-27-91	vs. Washington	13-17 (L)	ESPN
11-1-92	at Washington	24-7 (W)	TNT
11-15-92	at Denver	13-27 (L)	ESPN
10-3-93	at Buffalo	14-17 (L)	TNT
9-11-94	at Arizona	20-17 (W)	TNT
10-29-95	at Washington	24-15 (W)	TNT
9-1-96	vs. Buffalo	20-23 OT (L)	TNT
11-10-96	at Carolina	17-27 (L)	ESPN
11-23-97	at Washington	7-7 OT (T)	ESPN
10-11-98	vs. Atlanta	20-34 (L)	ESPN
9-26-99	at New England	14-16 (L)	ESPN
9-24-00	vs. Washington	6-16 (L)	ESPN
11-26-00	at Arizona	31-7 (W)	ESPN
12-17-00	at Dallas	17-13 (W)	ESPN
11-3-02	vs. Jacksonville	24-17 (W)	ESPN
12-14-03	at New Orleans	7-45 (L)	ESPN
1-2-05	vs. Dallas	28-24 (W)	ESPN
9-25-05	at San Diego	23-45 (L)	ESPN
9-10-06	vs. Indianapolis	21-26 (L)	NBC
11-12-06	vs. Chicago	20-38 (L)	NBC
9-9-07	at Dallas	35-45 (L)	NBC
9-30-07	vs. Philadelphia	16-3 (W)	NBC
12-16-07	vs. Washington	10-22 (L)	NBC
11-9-08	at Philadelphia	36-31 (W)	NBC
12-14-08	at Dallas	8-20 (L)	NBC
12-21-08	vs. Carolina	34-28 OT (W)	NBC
9-20-09	at Dallas	33-31 (W)	NBC
10-25-09	vs. Arizona	17-24 (L)	NBC
12-13-09	vs. Philadelphia	38-45 (L)	NBC
9-19-10	at Indianapolis	14-38 (L)	NBC
10-3-10	vs. Chicago	17-3 (W)	NBC
11-21-10	at Philadelphia	17-27 (L)	NBC
11-20-11	vs. Philadelphia	10-17 (L)	NBC
12-11-11	at Dallas	37-34 (W)	NBC
1-1-12	vs. Dallas	31-14 (W)	NBC
9-30-12	at Philadelphia	17-19 (L)	NBC
11-25-12	vs. Green Bay	38-10 (W)	NBC
9-8-13	at Dallas	31-36 (L)	NBC
12-1-13	at Washington	24-17 (W)	NBC
10-12-14	at Philadelphia	0-27 (L)	NBC
11-23-14	vs. Dallas	28-31 (L)	NBC

9-13-15	at Dallas	26-27 (L)	NBC
10-11-15	vs. San Francisco	30-27 (W)	NBC
12-27-15	at Minnesota	17-49 (L)	NBC
10-09-16	at Green Bay	16-23 (L)	NBC
12-11-16	vs. Dallas	10-7 (W)	NBC
9-10-17	at Dallas	3-19 (L)	NBC
10-15-17	at Denver	23-10 (W)	NBC
9-16-18	at Dallas	13-20 (L)	NBC
12-20-20	vs. Cleveland	20-6 (L)	NBC
12-18-22	at Washington	20-12 (W)	NBC
9-10-23	vs. Dallas	0-40 (L)	NBC
10-15-23	at Buffalo	9-14 (L)	NBC

**GIANTS ON MONDAY NIGHT**

Overall: 26-47-1 Home: 10-15 Away: 16-32-1

Date	Opponent	Score
11-23-70	at Philadelphia	20-23 (L)
10-11-71	at Dallas	13-20 (L)
10-2-72	at Philadelphia	27-12 (W)
12-10-73	at Rams	6-40 (L)
10-20-75	at Buffalo	17-14 (W)
10-31-77	at St. Louis	0-28 (L)
9-17-79	at Washington	0-27 (L)
9-22-80	at Philadelphia	3-35 (L)
9-20-82	vs. Green Bay	19-27 (L)
9-26-83	vs. Green Bay	27-3 (W)
10-24-83	at St. Louis	20-20 (T)
11-7-83	at Detroit	9-15 (L)
10-8-84	vs. San Francisco	10-31 (L)
11-18-85	at Washington	21-23 (L)
9-8-86	at Dallas	28-31 (L)
10-27-86	vs. Washington	27-20 (W)
12-1-86	at San Francisco	21-17 (W)
9-14-87	at Chicago	19-34 (L)
10-5-87	vs. San Francisco	21-41 (L)
11-2-87	at Dallas	24-33 (L)
9-5-88	vs. Washington	27-20 (W)
10-10-88	at Philadelphia	13-24 (L)
9-11-89	at Washington	27-24 (W)
10-30-89	vs. Minnesota	24-14 (W)
11-27-89	at San Francisco	24-34 (L)
11-5-90	at Indianapolis	24-7 (W)
12-3-90	at San Francisco	3-7 (L)
9-2-91	vs. San Francisco	16-14 (W)
10-14-91	at Pittsburgh	23-20 (W)
11-4-91	at Philadelphia	7-30 (L)
9-21-92	at Chicago	27-14 (W)
12-20-93	at New Orleans	24-14 (W)
10-10-94	vs. Minnesota	10-27 (L)
11-7-94	vs. Minnesota	10-38 (L)
11-21-94	at Houston	13-10 (W)
9-4-95	vs. Dallas	0-35 (L)
9-21-98	vs. Dallas	7-31 (L)
11-30-98	at San Francisco	7-31 (L)
10-18-99	vs. Dallas	13-10 (W)
9-10-01	at Denver	31-20 (L)
10-22-01	vs. Philadelphia	10-9 (L)
11-19-01	at Minnesota	28-16 (L)
10-28-02	at Philadelphia	17-3 (L)
9-15-03	vs. Dallas	35-32 (L)
11-24-03	at Tampa Bay	19-13 (L)
9-19-05	at New Orleans*	27-10 (W)
10-23-06	at Dallas	36-22 (W)
11-20-06	at Jacksonville	26-10 (L)
10-15-07	at Atlanta	31-10 (W)
10-13-08	at Cleveland	35-14 (L)
12-21-09	at Washington	45-12 (W)
10-25-10	at Dallas	41-34 (W)
9-19-11	vs. St. Louis	28-16 (W)
11-28-11	at New Orleans	24-29 (L)
12-3-12	at Washington	16-17 (L)
10-21-13	vs. Minnesota	23-7 (W)
9-8-14	at Detroit	14-35 (L)
11-3-14	vs. Indianapolis	24-40 (L)
10-19-15	at Philadelphia	7-27 (L)
12-14-15	at Miami	31-24 (W)
10-3-16	at Minnesota	10-24 (L)
11-14-16	vs. Cincinnati	21-20 (W)
9-18-17	vs. Detroit	10-24 (L)
10-22-18	at Atlanta	20-23 (L)
11-12-18	at San Francisco	27-23 (W)
11-4-19	vs. Dallas	37-18 (L)

12-9-19	at Philadelphia	23-17 (L)
9-14-20	vs. Pittsburgh	26-16 (L)
11-2-20	vs. Tampa Bay	25-23 (L)
11-1-21	at Kansas City	20-17 (L)
11-22-21	at Tampa Bay	30-10 (L)
9-26-22	vs. Dallas	16-23 (L)
10-2-23	vs. Seattle	3-24 (L)
12-11-23	vs. Green Bay	24-22 (W)

\*Played in Giants Stadium

**MILESTONE GAMES**

(based on regular season games)

1st Game	10-11-25 at Providence (L) 0-14
50th Game	12-8-28 at Frankford (L) 0-7
100th Game	10-9-32 at Boston (L) 6-14
200th Game	11-3-40 at Brooklyn (W) 10-7
300th Game	11-20-49 vs. Detroit (L) 21-45
400th Game	9-28-58 Chicago Cardinals (W) 37-7*
500th Game	11-14-65 at Cleveland (L) 21-34
600th Game	11-26-72 vs. Philadelphia (W) 62-10
700th Game	11-11-79 vs. Atlanta (W) 24-3
800th Game	10-12-86 vs. Philadelphia (W) 35-3
900th Game	11-22-92 vs. Philadelphia (L) 34-47
1,000th Game	12-20-98 vs. Kansas City (W) 28-7
1,100th Game	9-25-05 at San Diego (L) 28-45
1,200th Game	10-30-11 vs. Miami (W) 20-17
1,300th Game	11-23-17 at Washington (L) 10-20
1,400th Game	12-11-23 vs. Green Bay (W) 24-22

\*Game played in Buffalo, NY

**GIANTS YEAR-BY-YEAR RESULTS**

**1920'S**

**1925 (8-4)**

**4th Place, National Football League**  
**ROBERT FOLWELL, Head Coach**

Date	Opponent	Giants	Opp.
10/11	at Providence (L)	0	14
10/17	at Frankford (L)	3	5
10/18	Frankford (L)	0	14
11/1	Cleveland Bulldogs (W)	19	0
11/3	Buffalo Bisons (W)	7	0
11/8	Columbus (W)	19	0
11/11	Rochester (W)	13	0
11/15	Providence (W)	13	12
11/22	Kansas City Cowboys (W)	9	3
11/29	Dayton (W)	23	0
12/6	Chicago Bears (L)	7	19
12/13	at Chicago Bears (W)	9	0
	<b>(H 7-2, A 1-2)</b>	<b>122</b>	<b>67</b>

**1926 (8-4-1)**

**7th Place, National Football League**  
**JOSEPH ALEXANDER, Head Coach**

Date	Opponent	Giants	Opp.
9/26	at Hartford (W)	21	0
10/3	at Providence (W)	7	6
10/10	at Chicago Bears (L)	0	7
10/16	at Frankford (L)	0	6
10/17	Frankford (L)	0	6
10/24	Kansas City Cowboys (W)	13	0
11/2	Canton (T)	7	7
11/7	Chicago Cardinals (W)	20	0
11/11	Duluth (W)	14	13
11/14	LA Buccaneers (L)	0	6
11/21	Providence (W)	21	0
11/25	at Brooklyn Lions (W)	17	0
11/28	Brooklyn Lions (W)	27	0
	<b>(H 5-2-1, A 3-2)</b>	<b>147</b>	<b>51</b>

**1927 (11-1-1)**

**1st Place, National Football League**  
**EARL POTTEIGER, Head Coach**  
**NFL CHAMPIONS**

Date	Opponent	Giants	Opp.
9/25	at Providence (W)	8	0
10/2	at Cleveland Bulldogs (T)	0	0
10/9	at Pottsville (W)	19	0
10/16	Cleveland Bulldogs (L)	0	6
10/22	at Frankford (W)	13	0
10/23	Frankford (W)	27	0

10/30	Pottsville (W)	16	0
11/6	Duluth (W)	21	0
11/8	Providence (W)	25	0
11/20	Chicago Cardinals (W)	28	7
11/27	Chicago Bears (W)	13	7
12/4	New York Yankees (W)	14	0
12/11	at New York Yankees (W)	13	0
	<b>(H 7-1, A 4-0-1)</b>	<b>197</b>	<b>20</b>

**1928 (4-7-2)**

**6th Place, National Football League**  
**EARL POTTEIGER, Head Coach**

Date	Opponent	Giants	Opp.
9/30	at Pottsville (W)	12	6
10/7	at Green Bay (W)	6	0
10/14	at Chicago Bears (L)	0	13
10/21	at Detroit Wolverines (L)	0	28
10/28	at New York Yankees (W)	10	7
11/4	Frankford (T)	0	0
11/6	Pottsville (W)	13	7
11/11	Detroit Wolverines (T)	19	19
11/18	Green Bay (L)	0	7
11/25	at Providence (L)	0	16
12/2	New York Yankees (L)	13	19
12/8	at Frankford (L)	0	7
12/16	at New York Yankees (L)	6	7
	<b>(H 1-2-2, A 3-5)</b>	<b>79</b>	<b>136</b>

**1929 (13-1-1)**

**2nd Place, National Football League**  
**LeROY ANDREWS, Head Coach**

Date	Opponent	Giants	Opp.
9/29	at Orange (T)	0	0
10/6	at Providence (W)	7	0
10/13	Staten Island (W)	19	9
10/20	Frankford (W)	32	0
10/27	Providence (W)	19	0
11/3	at Chicago Bears (W)	26	14
11/5	at Buffalo Bisons (W)	45	6
11/10	Orange (W)	22	0
11/17	Chicago Bears (W)	34	0
11/24	Green Bay (L)	6	20
11/28	at Staten Island (W)	21	7
12/1	Chicago Cardinals (W)	24	21
12/7	at Frankford (W)	12	0
12/8	Frankford (W)	31	0
12/15	at Chicago Bears (W)	14	9
	<b>(H 7-1, A 6-0-1)</b>	<b>312</b>	<b>86</b>

**1930'S**

**1930 (13-4)**

**2nd Place, National Football League**  
**LeROY ANDREWS, Head Coach (11-4)**  
**STEVE OWEN & BENNIE FRIEDMAN, Co-Head Coaches (2-0)**

Date	Opponent	Giants	Opp.
9/17	at Newark (W)	32	0
9/28	at Providence (W)	27	7
10/5	at Green Bay (L)	7	14
10/12	at Chicago Bears (W)	12	0
10/16	Chicago Cardinals (W)	25	12
10/19	Frankford (W)	53	0
10/26	Providence (W)	25	0
10/30	Newark (W)	34	7
11/2	Staten Island (W)	9	7
11/5	at Portsmouth (W)	19	6
11/9	at Chicago Cardinals (W)	13	7
11/16	Chicago Bears (L)	0	12
11/23	Green Bay (W)	13	6
11/27	at Staten Island (L)	6	7
11/30	Brooklyn Dodgers (L)	6	7
12/6	at Frankford (W)	14	6
12/7	at Brooklyn Dodgers (W)	13	0
	<b>(H 6-2, A 7-2)</b>	<b>308</b>	<b>98</b>

**1931 (7-6-1)**

**5th Place, National Football League**  
**STEVE OWEN, Head Coach**

Date	Opponent	Giants	Opp.
9/27	at Providence (W)	14	6
9/30	at Portsmouth (L)	6	14
10/4	at Green Bay (L)	7	27
10/11	at Chicago Bears (L)	0	6
10/18	Staten Island (W)	7	0
10/25	Brooklyn Dodgers (W)	27	0
11/1	Portsmouth (W)	14	0

11/8	Frankford (W)	13	0
11/15	Chicago Bears (L)	6	12
11/22	Green Bay (L)	10	14
11/26	at Staten Island (L)	6	9
11/29	Providence (T)	0	0
12/6	at Brooklyn Dodgers (W)	19	6
12/13	at Chicago Bears (W)	25	6
	<b>(H 4-2-1, A 3-4)</b>	<b>154</b>	<b>100</b>

1932 (4-6-2)

**5th Place, National Football League**  
**STEVE OWEN, Head Coach**

Date	Opponent	Giants	Opp.
9/25	at Portsmouth (L)	0	7
10/2	at Green Bay (L)	0	13
10/9	at Boston Braves (L)	6	14
10/16	at Brooklyn Dodgers (W)	20	12
10/23	Boston Braves (T)	0	0
10/30	Portsmouth (L)	0	6
11/6	Chicago Bears (L)	8	28
11/13	Staten Island (W)	27	7
11/20	Green Bay (W)	6	0
11/24	at Staten Island (T)	13	13
11/27	at Brooklyn Dodgers (W)	13	7
12/4	at Chicago Bears (L)	0	6
	<b>(H 2-2-1, A 2-4-1)</b>	<b>93</b>	<b>113</b>

1933 (11-3)

**1st Place, Eastern Div.**  
**STEVE OWEN, Head Coach**

Date	Opponent	Giants	Opp.
9/20	at Pittsburgh (W)	23	2
9/24	at Portsmouth (L)	7	17
10/1	Green Bay (Milw.) (W)	10	7
10/8	at Boston Redskins (L)	20	21
10/15	Philadelphia (W)	56	0
10/22	Brooklyn Dodgers (W)	21	7
10/29	at Chicago Bears (L)	10	14
11/5	Portsmouth (W)	13	10
11/12	Boston Redskins (W)	7	0
11/19	Chicago Bears (W)	3	0
11/26	Green Bay (W)	17	6
11/30	at Brooklyn Dodgers (W)	10	0
12/3	Pittsburgh (W)	27	3
12/10	at Philadelphia (W)	20	14
	<b>(H 7-0, A 4-3)</b>	<b>244</b>	<b>101</b>

**NFL Championship Game**

12/17	at Chicago Bears (L)	21	23
-------	----------------------	----	----

1934 (8-5)

**1st Place, Eastern Div**  
**STEVE OWEN, Head Coach**  
**NFL CHAMPIONS**

Date	Opponent	Giants	Opp.
9/23	at Detroit (L)	0	9
9/30	Green Bay (Milw.) (L)	6	20
10/3	at Pittsburgh (W)	14	12
10/7	at Boston Redskins (W)	16	13
10/14	Brooklyn Dodgers (W)	14	0
10/21	Pittsburgh (W)	17	7
10/28	Philadelphia (W)	17	0
11/4	at Chicago Bears (L)	7	27
11/11	Green Bay (W)	17	3
11/18	Chicago Bears (L)	9	10
11/25	Boston Redskins (W)	3	0
11/29	at Brooklyn Dodgers (W)	27	0
12/2	at Philadelphia (L)	0	6
	<b>(H 5-1, A 3-4)</b>	<b>147</b>	<b>107</b>

**NFL Championship Game**

12/9	Chicago Bears (W)	30	13
------	-------------------	----	----

1935 (9-3)

**1st Place, Eastern Div.**  
**STEVE OWEN, Head Coach**

Date	Opponent	Giants	Opp.
9/22	at Pittsburgh (W)	42	7
9/29	at Green Bay (L)	7	16
10/6	at Boston Redskins (W)	20	12
10/13	Brooklyn Dodgers (W)	10	7
10/20	Boston Redskins (W)	17	6
10/27	Chicago Cardinals (L)	13	14
11/3	Chicago Bears (L)	3	20
11/17	at Chicago Bears (W)	3	0
11/24	Philadelphia (W)	10	0
11/28	at Brooklyn Dodgers (W)	21	0
12/1	at Philadelphia (W)	21	14
12/8	Pittsburgh (W)	13	0

(H 4-2, A 5-1)	<b>180</b>	<b>96</b>	
	<b>NFL Championship Game</b>		
12/15	at Detroit (L)	7	26

1936 (5-6-1)

**3rd Place, Eastern Div.**  
**STEVE OWEN, Head Coach**

Date	Opponent	Giants	Opp.
9/13	at Philadelphia (L)	7	10
9/27	at Pittsburgh (L)	7	10
10/4	at Boston Redskins (W)	7	0
10/11	Brooklyn Dodgers (T)	10	10
10/18	Chicago Cardinals (W)	14	6
10/25	Philadelphia (W)	21	17
11/1	Detroit (W)	14	7
11/8	Chicago Bears (L)	7	25
11/15	at Detroit (L)	0	38
11/22	Green Bay (L)	14	26
11/26	at Brooklyn Dodgers (W)	14	0
12/6	Boston Redskins (L)	0	14
	<b>(H 3-3-1, A 2-3)</b>	<b>115</b>	<b>163</b>

1937 (6-3-2)

**2nd Place, Eastern Div.**  
**STEVE OWEN, Head Coach**

Date	Opponent	Giants	Opp.
9/16	at Washington (L)	3	13
9/26	at Pittsburgh (W)	10	7
10/3	at Philadelphia (W)	16	7
10/17	Philadelphia (W)	21	0
10/24	Brooklyn Dodgers (W)	21	0
10/31	Chicago Bears (T)	3	3
11/7	Pittsburgh (W)	17	0
11/14	Detroit (L)	0	17
11/21	Green Bay (W)	10	0
11/25	at Brooklyn Dodgers (T)	13	13
12/5	Washington (L)	14	49
	<b>(H 4-2-1, A 2-1-1)</b>	<b>128</b>	<b>109</b>

1938 (8-2-1)

**1st Place, Eastern Div.**  
**STEVE OWEN, Head Coach**

Date	Opponent	Giants	Opp.
9/18	at Pittsburgh (W)	27	14
9/25	at Philadelphia (L)	10	14
10/3	Pittsburgh (L)	10	13
10/9	at Washington (W)	10	7
10/16	Philadelphia (W)	17	7
10/23	Brooklyn Dodgers (W)	28	14
11/6	Chicago Cardinals (W)	6	0
11/13	Cleveland Rams (W)	28	0
11/20	Green Bay (W)	15	3
11/24	at Brooklyn Dodgers (T)	7	7
12/4	Washington (W)	36	0
	<b>(H 6-1, A 2-1-1)</b>	<b>194</b>	<b>79</b>

**NFL Championship Game**

12/11	Green Bay (W)	23	17
-------	---------------	----	----

1939 (9-1-1)

**1st Place, Eastern Div.**  
**STEVE OWEN, Head Coach**

Date	Opponent	Giants	Opp.
9/24	at Philadelphia (W)	13	3
10/1	at Washington (T)	0	0
10/8	at Pittsburgh (W)	14	7
10/15	Philadelphia (W)	27	10
10/22	Chicago Bears (W)	16	13
10/29	at Brooklyn Dodgers (W)	7	6
11/5	at Detroit (L)	14	18
11/12	Chicago Cardinals (W)	17	7
11/19	Pittsburgh (W)	23	7
11/26	Brooklyn Dodgers (W)	28	7
12/3	Washington (W)	9	7
	<b>(H 6-0, A 3-1-1)</b>	<b>168</b>	<b>85</b>

**NFL Championship Game**

12/10	Green Bay (Milw.) (L)	0	27
-------	-----------------------	---	----

**1940'S**

1940 (6-4-1)

**3rd Place, Eastern Div.**  
**STEVE OWEN, Head Coach**

Date	Opponent	Giants	Opp.
9/15	at Pittsburgh (T)	10	10
9/22	at Washington (L)	7	21
9/28	at Philadelphia (W)	20	14
10/13	Philadelphia (W)	17	7

10/20	Pittsburgh (W)	12	0
10/27	Chicago Bears (L)	21	37
11/3	at Brooklyn Dodgers (W)	10	7
11/10	Cleveland Rams (L)	0	13
11/17	Green Bay (W)	7	3
11/24	Washington (W)	21	7
12/1	Brooklyn Dodgers (L)	6	14
	<b>(H 4-3, A 2-1)</b>	<b>131</b>	<b>133</b>

1941 (8-3)

1st Place, Eastern Div.  
STEVE OWEN, Head Coach

Date	Opponent	Giants	Opp.
9/13	at Philadelphia (W)	24	0
9/28	at Washington (W)	17	10
10/5	at Pittsburgh (W)	37	10
10/12	Philadelphia (W)	16	0
10/19	Pittsburgh (W)	28	7
10/26	at Brooklyn Dodgers (L)	13	16
11/2	Chicago Cardinals (L)	7	10
11/9	Detroit (W)	20	13
11/16	Cleveland Rams (W)	49	14
11/23	Washington (W)	20	13
12/7	Brooklyn Dodgers (L)	7	21
	<b>(H 5-2, A 3-1)</b>	<b>238</b>	<b>114</b>

NFL Championship Game

12/21	at Chicago Bears (L)	9	37
-------	----------------------	---	----

1942 (5-5-1)

3rd Place, Eastern Div.  
STEVE OWEN, Head Coach

Date	Opponent	Giants	Opp.
9/27	at Washington (W)	14	7
10/4	at Pittsburgh (L)	10	13
10/11	Philadelphia (W)	35	17
10/18	at Chicago Bears (L)	7	26
10/25	at Brooklyn Dodgers (L)	7	17
11/1	Pittsburgh (L)	9	17
11/8	at Philadelphia (W)	14	0
11/15	Washington (L)	7	14
11/22	Green Bay (T)	21	21
11/29	Chicago Cardinals (W)	21	7
12/6	Brooklyn Dodgers (W)	10	0
	<b>(H 3-2-1, A 2-3)</b>	<b>155</b>	<b>139</b>

1943 (6-3-1)

T-1st Place, Eastern Div.  
STEVE OWEN, Head Coach

Date	Opponent	Giants	Opp.
10/9	at Phil-Pitt (L)	14	28
10/17	at Brooklyn Dodgers (W)	20	0
10/24	Phil-Pitt (W)	42	14
10/31	Green Bay (L)	21	35
11/7	at Detroit (T)	0	0
11/14	Chicago Bears (L)	7	56
11/21	Chicago Cardinals (W)	24	13
11/28	Brooklyn Dodgers (W)	24	7
12/5	Washington (W)	14	10
12/12	at Washington (W)	31	1
	<b>(H 4-2, A 2-1-1)</b>	<b>197</b>	<b>170</b>

Eastern Division Playoff Game

12/19	Washington (L)	0	28
-------	----------------	---	----

1944 (8-1-1)

1st Place, Eastern Div.  
STEVE OWEN, Head Coach

Date	Opponent	Giants	Opp.
10/8	at Boston Yankees (W)	22	10
10/15	at Brooklyn Tigers (W)	14	7
10/22	Card-Pitt (W)	23	0
10/29	Philadelphia (L)	17	24
11/5	Boston Yankees (W)	31	0
11/12	at Philadelphia (T)	21	21
11/19	Green Bay (W)	24	0
11/26	Brooklyn Tigers (W)	7	0
12/3	Washington (W)	16	13
12/10	at Washington (W)	31	0
	<b>(H 5-1, A 3-0-1)</b>	<b>206</b>	<b>75</b>

NFL Championship Game

12/17	Green Bay (L)	7	14
-------	---------------	---	----

1945 (3-6-1)

T-3rd Place, Eastern Div.  
STEVE OWEN, Head Coach

Date	Opponent	Giants	Opp.
10/7	at Pittsburgh (W)	34	6
10/14	at Boston Yankees* (T)	13	13
10/21	Pittsburgh (L)	7	21

10/28	Washington (L)	14	24
11/4	Cleveland Rams (L)	17	21
11/11	at Philadelphia (L)	17	38
11/18	Detroit (W)	35	14
11/25	Green Bay (L)	14	23
12/2	Philadelphia (W)	28	21
12/9	at Washington (L)	0	17
	<b>(H 2-4, A 1-2-1)</b>	<b>179</b>	<b>198</b>

\* played at Yankee Stadium

1946 (7-3-1)

1st Place, Eastern Div.  
STEVE OWEN, Head Coach

Date	Opponent	Giants	Opp.
9/30	at Boston Yankees (W)	17	0
10/6	at Pittsburgh (W)	17	14
10/13	at Washington (L)	14	24
10/20	Chicago Cardinals (W)	28	24
10/27	Chicago Bears (W)	14	0
11/3	at Philadelphia (L)	14	24
11/10	Philadelphia (W)	45	17
11/17	Boston Yankees (T)	28	28
11/24	Pittsburgh (W)	7	0
12/1	Los Angeles Rams (L)	21	31
12/8	Washington (W)	31	0
	<b>(H 5-1-1, A 2-2)</b>	<b>236</b>	<b>162</b>

NFL Championship Game

12/15	Chicago Bears (L)	14	24
-------	-------------------	----	----

1947 (2-8-2)

5th Place, Eastern Div.  
STEVE OWEN, Head Coach

Date	Opponent	Giants	Opp.
9/29	at Boston Yankees (T)	7	7
10/5	at Philadelphia (L)	0	23
10/12	at Washington (L)	20	28
10/19	Boston Yankees (L)	0	14
10/26	Pittsburgh (L)	21	38
11/2	at Detroit (L)	7	35
11/9	Philadelphia (L)	24	41
11/16	at Pittsburgh (L)	7	24
11/23	Green Bay (T)	24	24
11/30	Chicago Cardinals (W)	35	31
12/7	Washington (W)	35	10
12/14	at Los Angeles Rams (L)	10	34
	<b>(H 2-3-1, A 0-5-1)</b>	<b>190</b>	<b>309</b>

1948 (4-8)

3rd Place, Eastern Conf.  
STEVE OWEN, Head Coach

Date	Opponent	Giants	Opp.
9/23	at Boston Yankees (W)	27	7
10/3	at Washington (L)	10	41
10/10	at Philadelphia (L)	0	45
10/17	Chicago Cardinals (L)	35	63
10/24	Pittsburgh (W)	34	27
10/31	at Chicago Bears (L)	14	35
11/7	Philadelphia (L)	14	35
11/14	Los Angeles Rams (L)	37	52
11/21	Green Bay (Milw.) (W)	49	3
11/28	Boston Yankees (W)	28	14
12/5	at Pittsburgh (L)	28	38
12/12	Washington (L)	21	28
	<b>(H 2-4, A 2-4)</b>	<b>297</b>	<b>388</b>

1949 (6-6)

3rd Place, Eastern Div.  
STEVE OWEN, Head Coach

Date	Opponent	Giants	Opp.
9/25	at Pittsburgh (L)	7	28
9/30	at New York Bulldogs (W)	38	14
10/9	at Washington (W)	45	35
10/16	Pittsburgh (L)	17	21
10/23	Chicago Bears (W)	35	28
10/30	at Chicago Cardinals (W)	41	38
11/6	New York Bulldogs (L)	24	31
11/13	at Green Bay (W)	30	10
11/20	Detroit (L)	21	45
11/27	Washington (W)	23	7
12/4	Philadelphia (L)	3	24
12/11	at Philadelphia (L)	3	17
	<b>(H 2-4, A 4-2)</b>	<b>287</b>	<b>298</b>

1950'S

1950 (10-2)

T-1st Place, American Conf.  
STEVE OWEN, Head Coach

Date	Opponent	Giants	Opp.
9/17	at Pittsburgh (W)	18	7
10/1	at Cleveland (W)	6	0
10/8	at Washington (W)	21	17
10/15	Pittsburgh (L)	6	17
10/22	Cleveland (W)	17	13
10/29	at Chicago Cardinals (L)	3	17
11/5	Washington (W)	24	21
11/12	Chicago Cardinals (W)	51	21
11/19	at Baltimore (W)	55	20
11/26	Philadelphia (W)	7	3
12/3	New York Yanks (W)	51	7
12/10	at Philadelphia (W)	9	7
	<b>(H 5-1, A 5-1)</b>	<b>268</b>	<b>150</b>

**American Conference Playoff Game**

12/17	at Cleveland (L)	3	8
-------	------------------	---	---

**1951 (9-2-1)**

**2nd Place, American Conf.**  
**STEVE OWEN, Head Coach**

Date	Opponent	Giants	Opp.
10/1	at Pittsburgh (T)	13	13
10/7	at Washington (W)	35	14
10/14	Chicago Cardinals (W)	28	17
10/21	Philadelphia (W)	26	24
10/28	at Cleveland (L)	13	14
11/4	New York Yanks (W)	37	31
11/11	Washington (W)	28	14
11/18	Cleveland (L)	0	10
11/25	at Chicago Cardinals (W)	10	0
12/2	Pittsburgh (W)	14	0
12/9	at Philadelphia (W)	23	7
12/16	at New York Yanks (W)	27	17
	<b>(H 5-1, A 4-1-1)</b>	<b>254</b>	<b>161</b>

**1952 (7-5)**

**T-2nd Place, American Conf.**  
**STEVE OWEN, Head Coach**

Date	Opponent	Giants	Opp.
9/28	at Dallas Texans (W)	24	6
10/4	at Philadelphia (W)	31	7
10/12	at Cleveland (W)	17	9
10/19	Chicago Cardinals (L)	23	24
10/26	Philadelphia (L)	10	14
11/2	at Chicago Cardinals (W)	28	6
11/9	San Francisco (W)	23	14
11/16	Green Bay (L)	3	17
11/23	at Washington (W)	14	10
11/30	at Pittsburgh (L)	7	63
12/7	Washington (L)	17	27
12/14	Cleveland (W)	37	34
	<b>(H 2-4, A 5-1)</b>	<b>234</b>	<b>231</b>

**1953 (3-9)**

**5th Place, Eastern Conf.**  
**STEVE OWEN, Head Coach**

Date	Opponent	Giants	Opp.
9/27	at Los Angeles Rams (L)	7	21
10/3	at Pittsburgh (L)	14	24
10/11	at Washington (L)	9	13
10/18	Chicago Cardinals (W)	21	7
10/25	Cleveland (L)	0	7
11/1	at Chicago Cardinals (W)	23	20
11/8	at Philadelphia (L)	7	30
11/15	Pittsburgh (L)	10	14
11/22	Washington (L)	21	24
11/29	Philadelphia (W)	37	28
12/6	at Cleveland (L)	14	62
12/13	Detroit (L)	16	27
	<b>(H 2-4, A 1-5)</b>	<b>179</b>	<b>277</b>

**1954 (7-5)**

**3rd Place, Eastern Conf.**  
**JIM LEE HOWELL, Head Coach**

Date	Opponent	Giants	Opp.
9/26	at Chicago Cardinals (W)	41	10
10/2	at Baltimore (L)	14	20
10/10	at Washington (W)	51	21
10/17	Chicago Cardinals (W)	31	17
10/24	Washington (W)	24	7
10/31	at Cleveland (L)	14	24
11/7	at Pittsburgh (W)	30	6
11/14	Philadelphia (W)	27	14

11/21	Los Angeles Rams (L)	16	17
11/28	Cleveland (L)	7	16
12/5	Pittsburgh (W)	24	3
12/12	at Philadelphia (L)	14	29
	<b>(H 4-2, A 3-3)</b>	<b>293</b>	<b>184</b>

**1955 (6-5-1)**

**3rd Place, Eastern Conf.**  
**JIM LEE HOWELL, Head Coach**

Date	Opponent	Giants	Coach
9/24	at Philadelphia (L)	17	27
10/2	at Chicago Cardinals (L)	17	28
10/9	at Pittsburgh (L)	23	30
10/16	Chicago Cardinals (W)	10	0
10/23	Pittsburgh (L)	17	19
10/30	Washington (W)	35	7
11/6	at Cleveland (L)	14	24
11/13	Baltimore (W)	17	7
11/20	Philadelphia (W)	31	7
11/27	Cleveland (T)	35	35
12/4	at Washington (W)	27	20
12/11	at Detroit (W)	24	19
	<b>(H 4-1-1, A 2-4)</b>	<b>267</b>	<b>223</b>

**1956 (8-3-1)**

**1st Place, Eastern Conf.**  
**JIM LEE HOWELL, Head Coach**  
**NFL CHAMPIONS**

Date	Opponent	Giants	Opp.
9/30	at San Francisco (W)	38	1
10/7	at Chicago Cardinals (L)	27	35
10/14	at Cleveland (W)	21	9
10/21	Pittsburgh (W)	38	10
10/28	Philadelphia (W)	20	3
11/4	at Pittsburgh (W)	17	14
11/11	Chicago Cardinals (W)	23	10
11/18	at Washington (L)	7	33
11/25	Chicago Bears (T)	17	17
12/2	Washington (W)	28	14
12/9	Cleveland (L)	7	24
12/15	at Philadelphia (W)	21	7
	<b>(H 4-1-1, A 4-2)</b>	<b>264</b>	<b>197</b>

**NFL Championship Game**

12/30	Chicago Bears (W)	47	7
-------	-------------------	----	---

**1957 (7-5)**

**2nd Place, Eastern Conf.**  
**JIM LEE HOWELL, Head Coach**

Date	Opponent	Giants	Opp.
9/29	at Cleveland (L)	3	6
10/5	at Philadelphia (W)	24	20
10/13	at Washington (W)	24	20
10/20	Pittsburgh (W)	35	0
10/27	Washington (L)	14	31
11/3	at Green Bay (W)	21	17
11/10	Chicago Cardinals (W)	27	14
11/17	Philadelphia (W)	13	0
11/24	at Chicago Cardinals (W)	28	21
12/1	San Francisco (L)	17	27
12/7	at Pittsburgh (L)	10	21
12/15	Cleveland (L)	28	34
	<b>(H 3-3, A 4-2)</b>	<b>254</b>	<b>211</b>

**1958 (9-3)**

**T-1st Place, Eastern Conf.**  
**JIM LEE HOWELL, Head Coach**

Date	Opponent	Giants	Opp.
9/28	at Chicago Cardinals* (W)	37	7
10/5	at Philadelphia (L)	24	27
10/12	at Washington (W)	21	14
10/19	Chicago Cardinals (L)	6	23
10/26	Pittsburgh (W)	17	6
11/2	at Cleveland (W)	21	17
11/9	Baltimore(W)	24	21
11/16	at Pittsburgh (L)	10	31
11/23	Washington (W)	30	0
11/30	Philadelphia (W)	24	10
12/7	at Detroit (W)	19	17
12/14	Cleveland (W)	13	10
	<b>(H 5-1, A 4-2)</b>	<b>246</b>	<b>183</b>

\* played at Buffalo, N.Y.

**Eastern Conference Playoff Game**

12/21	Cleveland (W)	10	0
-------	---------------	----	---

**NFL Championship Game**

12/28	Baltimore (OT) (L)	17	23
-------	--------------------	----	----

**1959 (10-2)**

**1st Place, Eastern Conf.**

**JIM LEE HOWELL, Head Coach**

Date	Opponent	Giants	Opp.
9/26	at Los Angeles Rams (W)	23	21
10/4	at Philadelphia (L)	21	49
10/11	at Cleveland (W)	10	6
10/18	Philadelphia (W)	24	7
10/25	at Pittsburgh (W)	21	16
11/1	Green Bay (W)	20	3
11/8	Chicago Cardinals (W)	9	3
11/15	Pittsburgh (L)	9	14
11/22	at Chicago Cardinals* (W)	30	20
11/29	Washington (W)	45	14
12/6	Cleveland (W)	48	7
12/13	at Washington (W)	24	10
	<b>(H 5-1, A 5-1)</b>	<b>284</b>	<b>170</b>

\* played at Minneapolis, Minn.

**NFL Championship Game**

12/27	at Baltimore (L)	16	31
-------	------------------	----	----

**1960'S**

**1960 (6-4-2)**

**3rd Place, Eastern Conf.  
JIM LEE HOWELL, Head Coach**

Date	Opponent	Giants	Opp.
9/25	at San Francisco (W)	21	19
10/2	at St. Louis (W)	35	14
10/9	at Pittsburgh (W)	19	17
10/16	Washington (T)	24	24
10/30	St. Louis (L)	13	20
11/6	at Cleveland (W)	17	13
11/13	Pittsburgh (W)	27	24
11/20	Philadelphia (L)	10	17
11/27	at Philadelphia (L)	23	31
12/4	Dallas (T)	31	31
12/11	at Washington (W)	17	3
12/18	Cleveland (L)	34	48
	<b>(H 1-3-2, A 5-1)</b>	<b>271</b>	<b>261</b>

**1961 (10-3-1)**

**1st Place, Eastern Conf.  
ALLIE SHERMAN, Head Coach**

Date	Opponent	Giants	Opp.
9/17	St. Louis (L)	10	21
9/24	at Pittsburgh (W)	17	14
10/1	at Washington (W)	24	21
10/8	at St. Louis (W)	24	9
10/15	at Dallas (W)	31	10
10/22	L.A. Rams (W)	24	14
10/29	Dallas (L)	16	17
11/5	Washington (W)	53	0
11/12	Philadelphia (W)	38	21
11/19	Pittsburgh (W)	42	21
11/26	at Cleveland (W)	37	21
12/3	Green Bay (Milw.) (L)	17	20
12/10	at Philadelphia (W)	28	24
12/17	Cleveland (T)	7	7
	<b>(H 4-2-1, A 6-1)</b>	<b>368</b>	<b>220</b>

**NFL Championship Game**

12/31	at Green Bay (L)	0	37
-------	------------------	---	----

**1962 (12-2)**

**1st Place, Eastern Conference  
ALLIE SHERMAN, Head Coach**

Date	Opponent	Giants	Opp.
9/16	at Cleveland (L)	7	7
9/23	at Philadelphia (W)	29	13
9/30	at Pittsburgh (W)	31	27
10/7	at St. Louis (W)	31	14
10/14	Pittsburgh (L)	17	20
10/21	Detroit (W)	17	14
10/28	Washington (W)	49	34
11/4	St. Louis (W)	31	28
11/11	at Dallas (W)	41	10
11/18	Philadelphia (W)	19	14
11/25	at Washington (W)	42	24
12/2	at Chicago (W)	26	24
12/9	Cleveland (W)	17	13
12/16	Dallas (W)	41	31
	<b>(H 6-1, A 6-1)</b>	<b>398</b>	<b>283</b>

**NFL Championship Game**

12/30	Green Bay (L)	7	16
-------	---------------	---	----

**1963 (11-3)**

**1st Place, Eastern Conference  
ALLIE SHERMAN, Head Coach**

Date	Opponent	Giants	Opp.
------	----------	--------	------

9/15	at Baltimore (W)	37	28
9/22	at Pittsburgh (L)	0	31
9/29	at Philadelphia (W)	37	14
10/6	at Washington (W)	24	14
10/13	Cleveland (L)	24	35
10/20	Dallas (W)	37	21
10/27	at Cleveland (W)	33	6
11/3	at St. Louis (W)	38	21
11/10	Philadelphia (W)	42	14
11/17	San Francisco (W)	48	14
11/24	St. Louis (L)	17	24
12/1	at Dallas (W)	34	27
12/8	Washington (W)	44	14
12/15	Pittsburgh (W)	33	17
	<b>(H 5-2, A 6-1)</b>	<b>448</b>	<b>280</b>

**NFL Championship Game**

12/29	at Chicago (L)	10	14
-------	----------------	----	----

**1964 (2-10-2)**

**7th Place, Eastern Conference  
ALLIE SHERMAN, Head Coach**

Date	Opponent	Giants	Opp.
9/13	at Philadelphia (L)	7	38
9/20	at Pittsburgh (L)	24	27
9/25	Washington (W)	13	10
10/4	at Detroit (L)	3	26
10/11	at Dallas (T)	13	13
10/18	Philadelphia (L)	17	23
10/25	at Cleveland (L)	20	42
11/1	St. Louis (W)	34	17
11/8	Dallas (L)	21	31
11/15	at St. Louis (T)	10	10
11/22	Pittsburgh (L)	17	44
11/29	at Washington (L)	21	36
12/6	Minnesota (L)	21	30
12/12	Cleveland (L)	21	52
	<b>(H 2-5, A 0-5-2)</b>	<b>242</b>	<b>399</b>

**1965 (7-7)**

**T-2nd, Eastern Conference  
ALLIE SHERMAN, Head Coach**

Date	Opponent	Giants	Opp.
9/19	at Dallas (L)	2	31
9/26	at Philadelphia (W)	16	14
10/3	at Pittsburgh (W)	23	13
10/9	at Minnesota (L)	14	40
10/17	Philadelphia (W)	35	27
10/24	Cleveland (L)	14	38
10/31	St. Louis (W)	14	10
11/7	Washington (L)	7	23
11/14	at Cleveland (L)	21	34
11/21	at St. Louis (W)	28	15
11/28	Chicago (L)	14	35
12/5	Pittsburgh (W)	35	10
12/12	at Washington (W)	27	10
12/19	Dallas (L)	20	38
	<b>(H 3-4, A 4-3)</b>	<b>270</b>	<b>338</b>

**1966 (1-12-1)**

**8th Place, Eastern Conf.  
ALLIE SHERMAN, Head Coach**

Date	Opponent	Giants	Opp.
9/11	at Pittsburgh (T)	34	34
9/18	at Dallas (L)	7	52
9/25	at Philadelphia (L)	17	35
10/2	Cleveland (L)	7	28
10/9	at St. Louis (L)	19	24
10/16	Washington (W)	13	10
10/23	Philadelphia (L)	3	31
11/6	St. Louis (L)	17	20
11/13	at Los Angeles Rams (L)	14	55
11/20	Atlanta (L)	16	27
11/27	at Washington (L)	41	72
12/4	at Cleveland (L)	40	49
12/11	Pittsburgh (L)	28	47
12/18	Dallas (L)	7	17
	<b>(H 1-6, A 0-6-1)</b>	<b>263</b>	<b>501</b>

**1967 (7-7)**

**2nd Place, Century Division  
ALLIE SHERMAN, Head Coach**

Date	Opponent	Giants	Opp.
9/17	at St. Louis (W)	37	20
9/24	at Dallas (L)	24	38
10/1	at Washington (L)	34	38

10/8	New Orleans (W)	27	21
10/15	at Pittsburgh (W)	27	24
10/22	Green Bay (L)	21	48
10/29	Cleveland (W)	38	34
11/5	at Minnesota (L)	24	27
11/12	at Chicago (L)	7	34
11/19	Pittsburgh (W)	28	20
11/26	Philadelphia (W)	44	7
12/3	at Cleveland (L)	14	24
12/10	Detroit (L)	7	30
12/17	St. Louis (W)	37	14
	<b>(H 5-2, A 2-5)</b>	<b>369</b>	<b>379</b>

1968 (7-7)

2nd Place, NFC East  
ALLIE SHERMAN, Head Coach

Date	Opponent	Giants	Opp.
9/15	at Pittsburgh (W)	34	20
9/22	at Philadelphia (W)	34	25
9/29	Washington (W)	48	21
10/6	New Orleans (W)	38	21
10/13	at Atlanta (L)	21	24
10/20	San Francisco (L)	10	26
10/27	at Washington (W)	13	10
11/3	Baltimore (L)	0	26
11/10	at Dallas (W)	27	21
11/17	Philadelphia (W)	7	6
11/24	at Los Angeles Rams (L)	21	24
12/1	at Cleveland (L)	10	45
12/8	St. Louis (L)	21	28
12/15	Dallas (L)	10	28
	<b>(H 3-4, A 4-3)</b>	<b>294</b>	<b>325</b>

1969 (6-8)

2nd Place, NFC East  
ALEX WEBSTER, Head Coach

Date	Opponent	Giants	Opp.
9/21	Minnesota	24	23
9/28	at Detroit	0	24
10/5	Chicago	28	24
10/12	Pittsburgh	10	7
10/19	at Washington	14	20
10/27	at Dallas	3	25
11/2	Philadelphia	20	23
11/9	at St. Louis	17	42
11/16	New Orleans	24	25
11/23	at Cleveland	17	28
11/30	Green Bay (Milw.)	10	20
12/7	St. Louis	49	6
12/14	at Pittsburgh	21	17
12/21	Cleveland	27	14
	<b>(H 5-2, A 1-6)</b>	<b>264</b>	<b>298</b>

1970'S

1970 (9-5)

2nd Place, NFC East  
ALEX WEBSTER, Head Coach

Date	Opponent	Giants	Opp.
9/19	Chicago (L)	16	24
9/27	at Dallas (L)	10	28
10/4	at New Orleans (L)	10	14
10/11	Philadelphia (W)	30	23
10/18	at Boston Patriots (W)	16	0
10/25	St. Louis (W)	35	17
11/1	at New York Jets (W)	22	10
11/8	Dallas (W)	23	20
11/15	Washington (W)	35	33
11/23	at Philadelphia (L)	20	23
11/29	at Washington (W)	27	24
12/6	Buffalo (W)	20	6
12/13	at St. Louis (W)	34	17
12/20	Los Angeles Rams (L)	3	31
	<b>(H 5-2, A 4-3)</b>	<b>301</b>	<b>270</b>

1971 (4-10)

5th Place, NFC East  
ALEX WEBSTER, Head Coach

Date	Opponent	Giants	Opp.
9/19	at Green Bay (W)	42	40
9/26	Washington (L)	3	30
10/3	at St. Louis (W)	24	20
10/11	at Dallas (L)	13	20

10/17	Baltimore (L)	7	31
10/24	at Philadelphia (L)	7	23
10/31	Minnesota (L)	10	17
11/7	San Diego (W)	35	17
11/24	at Atlanta (W)	21	17
11/21	at Pittsburgh (L)	13	17
11/28	St. Louis (L)	7	24
12/5	at Washington (L)	7	23
12/12	Dallas (L)	14	42
12/19	Philadelphia (L)	28	41
	<b>(H 1-6, A 3-4)</b>	<b>228</b>	<b>362</b>

1972 (8-6)

3rd Place, NFC East  
ALEX WEBSTER, Head Coach

Date	Opponent	Giants	Opp.
9/17	at Detroit (L)	16	30
9/24	Dallas (L)	14	23
10/2	at Philadelphia (W)	27	12
10/8	New Orleans (W)	45	21
10/15	at San Francisco (W)	23	17
10/22	St. Louis (W)	27	21
10/29	Washington (L)	16	23
11/5	Denver (W)	29	17
11/12	at Washington (L)	13	27
11/19	at St. Louis (W)	13	7
11/26	Philadelphia (W)	62	10
12/3	at Cincinnati (L)	10	13
12/10	Miami (L)	13	23
12/17	at Dallas (W)	23	3
	<b>(H 4-3, A 4-3)</b>	<b>331</b>	<b>247</b>

1973 (2-11-1)

5th Place, NFC East  
ALEX WEBSTER, Head Coach

Date	Opponent	Giants	Opp.
9/16	Houston (W)	34	14
9/23	Philadelphia (T)	23	23
9/30	at Cleveland (L)	10	12
10/7	Green Bay (L)	14	16
10/14	Washington (L)	3	21
10/21	at Dallas (L)	28	45
10/28	at St. Louis (L)	27	35
11/4	at Oakland (L)	0	42
11/11	Dallas (L)	10	23
11/18	St. Louis (W)	24	13
11/25	at Philadelphia (L)	16	20
12/2	at Washington (L)	24	27
12/10	at Los Angeles Rams (L)	6	40
12/16	Minnesota (L)	7	31
	<b>(H 2-4-1, A 0-7)</b>	<b>226</b>	<b>362</b>

(Note: Sept. 16 and Sept. 23 games were played at Yankee Stadium. Remainder of home schedule was played at Yale Bowl, New Haven, Conn.)

1974 (2-12)

5th Place, NFC East  
BILL ARNSPARGER, Head Coach

Date	Opponent	Giants	Opp.
9/15	Washington (L)	10	13
9/22	New England (L)	20	28
9/29	at Dallas (W)	14	6
10/6	Atlanta (L)	7	14
10/13	at Philadelphia (L)	7	35
10/20	at Washington (L)	3	24
10/27	Dallas (L)	7	21
11/3	at Kansas City (W)	33	27
11/10	New York Jets (OT) (L)	20	26
11/17	at Detroit (L)	19	20
11/24	St. Louis (L)	21	23
12/1	at Chicago (L)	13	16
12/8	Philadelphia (L)	7	20
12/15	at St. Louis (L)	14	26
	<b>(H 0-7, A 2-5)</b>	<b>195</b>	<b>299</b>

1975 (5-9)

4th Place, NFC East  
BILL ARNSPARGER, Head Coach

Date	Opponent	Giants	Opp.
9/21	at Philadelphia (W)	23	14
9/28	at Washington (L)	13	49
10/5	at St. Louis (L)	14	26
10/12	Dallas (L)	7	13
10/20	at Buffalo (W)	17	14
10/25	St. Louis (L)	13	20
11/1	San Diego (W)	35	24
11/9	Washington (L)	13	21

11/16	Philadelphia (L)	10	13
11/23	Green Bay (Milw.) (L)	14	40
11/30	at Dallas (L)	3	14
12/7	Baltimore (L)	0	21
12/14	New Orleans (W)	28	14
12/21	at San Francisco (W)	26	23
	(H 2-5, A 3-4)	216	306

1976 (3-11)

5th Place, NFC East  
**BILL ARNSPARGER, Head Coach (0-7)**  
**JOHN MCVAY, Head Coach (3-4)**

Date	Opponent	Giants	Opp.
9/12	at Washington (L)	17	19
9/19	at Philadelphia (L)	7	20
9/26	at Los Angeles Rams (L)	10	24
10/3	at St. Louis (L)	21	27
10/10	Dallas (L)	14	24
10/17	at Minnesota (L)	7	24
10/24	Pittsburgh (L)	0	27
10/31	Philadelphia (L)	0	10
11/7	at Dallas (L)	3	9
11/14	Washington (W)	12	9
11/21	at Denver (L)	13	14
11/28	Seattle (W)	28	16
12/5	Detroit (W)	24	10
12/12	St. Louis (L)	14	17
	(H 3-4, A 0-7)	170	250

1977 (5-9)

5th Place, NFC East  
**JOHN MCVAY, Head Coach**

Date	Opponent	Giants	Opp.
9/18	Washington (W)	20	17
9/25	at Dallas (L)	21	41
10/2	at Atlanta (L)	3	17
10/9	Philadelphia (L)	10	28
10/16	San Francisco (W)	20	17
10/23	at Washington (W)	17	6
10/31	at St. Louis (L)	0	28
11/6	Dallas (L)	10	24
11/13	at Tampa Bay (W)	10	0
11/20	Cleveland (L)	7	21
11/27	at Cincinnati (L)	13	30
12/4	St. Louis (W)	27	7
12/11	at Philadelphia (L)	14	17
12/18	Chicago (OT) (L)	9	12
	(H 3-4, A 2-5)	181	265

1978 (6-10)

5th Place, NFC East  
**JOHN MCVAY, Head Coach**

Date	Opponent	Giants	Opp.
9/2	at Tampa Bay (W)	19	13
9/10	Dallas (L)	24	34
9/17	Kansas City (W)	26	10
9/24	San Francisco (W)	27	10
10/1	at Atlanta (L)	20	23
10/8	at Dallas (L)	3	24
10/15	Tampa Bay (W)	17	14
10/22	Washington (W)	17	6
10/29	at New Orleans (L)	17	28
11/5	at St. Louis (L)	10	20
11/12	at Washington (OT) (L)	13	16
11/19	Philadelphia (L)	17	19
11/26	at Buffalo (L)	17	41
12/3	Los Angeles Rams (L)	17	20
12/10	St. Louis (W)	17	0
12/17	Philadelphia (L)	3	20
	(H 5-3, A 1-7)	264	298

1979 (6-10)

4th Place, NFC East  
**RAY PERKINS, Head Coach**

Date	Opponent	Giants	Opp.
9/2	at Philadelphia (L)	17	23
9/9	St. Louis (L)	14	27
9/17	at Washington (L)	0	27
9/23	Philadelphia (L)	13	17
9/30	at New Orleans (L)	14	24
10/7	Tampa Bay (W)	17	14
10/14	San Francisco (W)	32	16
10/21	at Kansas City (W)	21	17
10/28	at Los Angeles Rams (W)	20	14
11/4	Dallas (L)	14	16
11/11	Atlanta (W)	24	3

11/18	at Tampa Bay (L)	3	31
11/25	Washington (W)	14	6
12/2	at Dallas (L)	7	28
12/9	at St. Louis (L)	20	29
12/16	Baltimore (L)	7	31
	(H 4-4, A 2-6)	237	323

1980'S

1980 (4-12)

5th Place, NFC East  
**RAY PERKINS, Head Coach**

Date	Opponent	Giants	Opp.
9/7	at St. Louis (W)	41	35
9/14	Washington (L)	21	23
9/22	at Philadelphia (L)	3	35
9/28	Los Angeles Rams (L)	7	28
10/5	at Dallas (L)	3	24
10/12	Philadelphia (L)	16	31
10/19	at San Diego (L)	7	44
10/26	Denver (L)	9	14
11/2	at Tampa Bay (L)	13	30
11/9	Dallas (W)	38	35
11/16	Green Bay (W)	27	21
11/23	at San Francisco (L)	0	12
11/30	St. Louis (L)	7	23
12/7	at Seattle (W)	27	21
12/13	at Washington (L)	13	16
12/21	Oakland (L)	17	33
	(H 2-6, A 2-6)	249	425

1981 (9-7)

3rd Place, NFC East  
**RAY PERKINS, Head Coach**

Date	Opponent	Giants	Opp.
9/6	Philadelphia (L)	10	24
9/13	at Washington (W)	17	7
9/20	New Orleans (W)	20	7
9/27	at Dallas (L)	10	18
10/4	Green Bay (L)	14	27
10/11	St. Louis (W)	34	14
10/18	at Seattle (W)	32	0
10/25	at Atlanta (OT) (W)	27	24
11/1	New York Jets (L)	7	26
11/8	Green Bay (Milw.) (L)	24	26
11/15	at Washington (L)	27	30
11/22	at Philadelphia (W)	20	10
11/29	at San Francisco (L)	10	17
12/6	Los Angeles Rams (W)	10	7
12/13	at St. Louis (W)	20	10
12/19	at Dallas (OT) (W)	13	10
	(H 4-4, A 5-3)	295	257
	<b>NFC Wild Card Game</b>		
12/27	at Philadelphia (W)	27	21
	<b>NFC Playoff Game</b>		
1/3	at San Francisco (L)	24	38

1982 (4-5)

10th Place, NFC East  
**RAY PERKINS, Head Coach**

Date	Opponent	Giants	Opp.
9/12	Atlanta (L)	14	16
9/20	Green Bay (L)	19	27
9/26	at Pittsburgh - Cancelled by Strike		
10/3	at Dallas - Cancelled by Strike		
10/10	St. Louis - Cancelled by Strike		
10/17	Cincinnati - Cancelled by Strike		
10/25	at Philadelphia - Cancelled by Strike		
10/31	Dallas - Cancelled by Strike		
11/7	at Cleveland - Cancelled by Strike		
11/14	at L. A. Rams - Cancelled by Strike		
11/21	Washington (L)	17	27
11/25	at Detroit (W)	13	6
12/5	Houston (W)	17	14
12/11	Philadelphia (W)	23	7
12/19	at Washington (L)	14	15
12/26	at St. Louis (L)	21	24
1/2	at Philadelphia (W)	26	24
	(H 2-3, A 2-2)	164	160

1983 (3-12-1)

5th Place, NFC East  
**BILL PARCELLS, Head Coach**

Date	Opponent	Giants	Opp.
9/4	Los Angeles Rams (L)	6	16
9/11	at Atlanta (OT) (W)	16	13
9/18	at Dallas (L)	13	28



9/26	Green Bay (W)	27	3
10/2	San Diego (L)	34	41
10/9	Philadelphia (L)	13	17
10/16	at Kansas City (L)	17	38
10/24	at St. Louis (OT) (L)	20	20
10/30	Dallas (L)	20	38
11/7	at Detroit (L)	9	15
11/13	Washington (L)	17	33
11/20	at Philadelphia (W)	23	0
11/27	at Los Angeles Raiders (L)	12	27
12/4	St. Louis (L)	6	10
12/11	Seattle (L)	12	17
12/17	at Washington (L)	22	31
	<b>(H 1-7, A 2-5-1)</b>	<b>267</b>	<b>347</b>

**1984 (9-7)**

**2nd Place, NFC East  
BILL PARCELLS, Head Coach**

Date	Opponent	Giants	Opp.
9/2	Philadelphia (W)	28	27
9/9	Dallas (W)	28	7
9/16	at Washington (L)	14	30
9/23	Tampa Bay (W)	17	14
9/30	at Los Angeles Rams (L)	12	33
10/8	San Francisco (L)	10	31
10/14	at Atlanta (W)	19	7
10/21	at Philadelphia (L)	10	24
10/28	Washington (W)	37	13
11/4	at Dallas (W)	19	7
11/11	at Tampa Bay (L)	17	2
11/18	St. Louis (W)	16	10
11/25	Kansas City (W)	28	27
12/2	at New York Jets (W)	20	10
12/9	at St. Louis (L)	21	31
12/15	New Orleans (L)	3	10
	<b>(H 6-2, A 3-5)</b>	<b>299</b>	<b>301</b>

**NFC Wild Card Game**

12/23	at Los Angeles Rams (W)	16	13
-------	-------------------------	----	----

**NFC Playoff Game**

12/29	at San Francisco (L)	10	21
-------	----------------------	----	----

**1985 (10-6)**

**2nd Place, NFC East  
BILL PARCELLS, Head Coach**

Date	Opponent	Giants	Opp.
9/8	Philadelphia (W)	21	0
9/15	at Green Bay (L)	20	23
9/22	St. Louis (W)	27	17
9/29	at Philadelphia (OT) (W)	16	10
10/6	Dallas (L)	29	30
10/13	at Cincinnati (L)	30	35
10/20	Washington (W)	17	3
10/27	at New Orleans (W)	21	13
11/3	Tampa Bay (W)	22	20
11/10	Los Angeles Rams (W)	24	19
11/18	at Washington (L)	21	23
11/24	at St. Louis (W)	34	3
12/1	Cleveland (L)	33	35
12/8	at Houston (W)	35	14
12/15	at Dallas (L)	21	28
12/21	Pittsburgh (W)	28	10
	<b>(H 6-2, A 4-4)</b>	<b>399</b>	<b>283</b>

**NFC Wild Card Game**

12/29	San Francisco (W)	17	3
-------	-------------------	----	---

**NFC Playoff Game**

1/5	at Chicago (L)	0	21
-----	----------------	---	----

**1986 (14-2)**

**1st Place, NFC East  
BILL PARCELLS, Head Coach  
WORLD CHAMPIONS**

Date	Opponent	Giants	Opp.
9/8	at Dallas (L)	28	31
9/14	San Diego (W)	20	7
9/21	at Los Angeles Raiders (W)	14	9
9/28	New Orleans (W)	20	17
10/5	at St. Louis (W)	13	6
10/12	Philadelphia (W)	35	3
10/19	at Seattle (L)	12	17
10/27	Washington (W)	27	20
11/2	Dallas (W)	17	14
11/9	at Philadelphia (W)	17	14
11/16	at Minnesota (W)	22	20
11/23	Denver (W)	19	16
12/1	at San Francisco (W)	21	17
12/7	at Washington (W)	24	14

12/14	St. Louis (W)	27	7
12/20	Green Bay (W)	55	24
	<b>(H 8-0, A 6-2)</b>	<b>371</b>	<b>236</b>

**NFC Playoff Game**

1/4	San Francisco (W)	49	3
-----	-------------------	----	---

**NFC Championship Game**

1/11	Washington (W)	17	0
------	----------------	----	---

**Super Bowl XXI (Pasadena, Calif.)**

1/25	Danver (W)	39	20
------	------------	----	----

**1987 (6-9)**

**5th Place, NFC East  
BILL PARCELLS, Head Coach**

Date	Opponent	Giants	Opp.
9/14	at Chicago (L)	19	34
9/20	Dallas (L)	14	16
9/27	at Miami - Cancelled by Strike		
10/5	San Francisco (L)	21	41
10/11	Washington (L)	12	38
10/18	at Buffalo (OT) (L)	3	6
10/25	St. Louis (W)	30	7
11/2	at Dallas (L)	24	33
11/8	New England (W)	17	10
11/15	at Philadelphia (W)	20	17
11/22	at New Orleans (L)	14	23
11/29	at Washington (L)	19	23
12/6	Philadelphia (OT) (W)	23	20
12/13	at St. Louis (L)	24	27
12/19	Green Bay (W)	20	10
12/27	New York Jets (W)	20	7
	<b>(H 5-3, A 1-6)</b>	<b>280</b>	<b>312</b>

**1988 (10-6)**

**2nd Place, NFC East  
BILL PARCELLS, Head Coach**

Date	Opponent	Giants	Opp.
9/5	Washington (W)	27	20
9/11	San Francisco (L)	17	20
9/18	at Dallas (W)	12	10
9/25	Los Angeles Rams (L)	31	45
10/2	at Washington (W)	24	12
10/10	at Philadelphia (L)	13	24
10/16	Detroit (W)	30	10
10/23	at Atlanta (W)	23	16
10/30	at Detroit (OT) (W)	13	10
11/6	Dallas (W)	29	21
11/13	at Phoenix (L)	17	24
11/20	Philadelphia (OT) (L)	17	23
11/27	at New Orleans (W)	13	12
12/4	Phoenix (W)	44	7
12/11	Kansas City (W)	28	12
12/18	at New York Jets (L)	21	27
	<b>(H 5-3, A 5-3)</b>	<b>359</b>	<b>304</b>

**1989 (12-4)**

**1st Place, NFC East  
BILL PARCELLS, Head Coach**

Date	Opponent	Giants	Opp.
9/11	at Washington (W)	27	24
9/17	Detroit (W)	24	14
9/24	Phoenix (W)	35	7
10/1	at Dallas (W)	30	13
10/8	at Philadelphia (L)	19	21
10/15	Washington (W)	20	17
10/22	at San Diego (W)	20	13
10/30	Minnesota (W)	24	14
11/5	at Phoenix (W)	20	13
11/12	at Los Angeles Rams (L)	10	31
11/19	Seattle (W)	15	3
11/27	at San Francisco (L)	24	34
12/3	Philadelphia (L)	17	24
12/10	at Denver (W)	14	1
12/16	Dallas (W)	15	0
12/24	Los Angeles Raiders (W)	34	17
	<b>(H 7-1, A 5-3)</b>	<b>348</b>	<b>252</b>

**NFC Playoff Game**

1/7	Los Angeles Rams (OT) (L)	13	19
-----	---------------------------	----	----

**1990'S**

**1990 (13-3)**

**1st Place, NFC East  
BILL PARCELLS, Head Coach  
WORLD CHAMPIONS**

Date	Opponent	Giants	Opp.
9/9	Philadelphia (W)	27	20
9/16	at Dallas (W)	28	7

9/23	Miami (W)	20	3
9/30	Dallas (W)	31	17
10/14	at Washington (W)	24	20
10/21	Phoenix (W)	20	19
10/28	Washington (W)	21	10
11/5	at Indianapolis (W)	24	7
11/11	at Los Angeles Rams (W)	31	7
11/18	Detroit (W)	20	0
11/25	at Philadelphia (L)	13	31
12/3	at San Francisco (L)	3	7
12/9	Minnesota (W)	23	15
12/15	Buffalo (L)	13	17
12/23	at Phoenix (W)	24	21
12/30	at New England (W)	13	10
	<b>(H 7-1, A 6-2)</b>	<b>335</b>	<b>211</b>

**NFC Playoff Game**

1/13	Chicago (W)	31	3
	<b>NFC Championship Game</b>		
1/20	at San Francisco (W)	15	13
	<b>Super Bowl XXV (Tampa, Fla.)</b>		
1/27	Buffalo (W)	20	19

**1991 (8-8)**

**4th Place, NFC East  
RAY HANDLEY, Head Coach**

Date	Opponent	Giants	Opp.
9/2	San Francisco	16	14
9/8	Los Angeles Rams	13	19
9/15	at Chicago	17	20
9/22	Cleveland	13	10
9/29	at Dallas	16	21
10/6	Phoenix	20	9
10/14	at Pittsburgh	23	20
10/27	Washington	13	17
11/4	at Philadelphia	7	30
11/10	at Phoenix	21	14
11/17	Dallas	22	9
11/24	at Tampa Bay	21	14
12/1	at Cincinnati	24	27
12/8	Philadelphia	14	19
12/15	at Washington	17	34
12/21	Houston	24	20
	<b>(H 5-3, A 3-5)</b>	<b>281</b>	<b>297</b>

**1992 (6-10)**

**4th Place, NFC East  
RAY HANDLEY, Head Coach**

Date	Opponent	Giants	Opp.
9/6	San Francisco (L)	14	31
9/13	Dallas (L)	28	34
9/21	at Chicago (W)	27	14
10/4	at Los Angeles Raiders (L)	10	13
10/11	Phoenix (W)	31	21
10/18	at Los Angeles Rams (L)	17	38
10/25	Seattle (W)	23	10
11/1	at Washington (W)	24	7
11/8	Green Bay (W)	27	7
11/15	at Denver (L)	13	27
11/22	Philadelphia (L)	34	47
11/26	at Dallas (L)	3	30
12/6	Washington (L)	10	28
12/12	at Phoenix (L)	0	19
12/19	Kansas City (W)	35	21
12/27	at Philadelphia (L)	10	20
	<b>(H 4-4, A 2-6)</b>	<b>306</b>	<b>367</b>

**1993 (11-5)**

**2nd Place, NFC East  
DAN REEVES, Head Coach**

Date	Opponent	Giants	Opp.
9/5	at Chicago (W)	26	20
9/12	Tampa Bay (W)	23	7
9/19	Los Angeles Rams (W)	20	10
10/3	at Buffalo (L)	14	17
10/10	at Washington (W)	41	7
10/17	Philadelphia (W)	21	10
10/31	New York Jets (L)	6	10
11/7	at Dallas (L)	9	31
11/14	Washington (W)	20	6
11/21	at Philadelphia (W)	7	3
11/28	Phoenix (W)	19	17
12/5	at Miami (W)	19	14
12/12	Indianapolis (W)	20	6
12/20	at New Orleans (W)	24	14
12/26	at Phoenix (L)	6	17

1/2	Dallas (OT) (L)	13	16
	<b>(H 6-2, A 5-3)</b>	<b>288</b>	<b>205</b>

**NFC Wild Card Game**

1/9	Minnesota	17	10
	<b>NFC Playoff Game</b>		
1/15	at San Francisco (L)	3	44

**1994 (9-7)**

**2nd Place, NFC East  
DAN REEVES, Head Coach**

Date	Opponent	Giants	Opp.
9/4	Philadelphia (W)	28	23
9/11	at Arizona (W)	20	17
9/18	Washington (W)	31	23
10/2	at New Orleans (L)	22	27
10/10	Minnesota (L)	10	27
10/16	at Los Angeles Rams (L)	10	17
10/23	Pittsburgh (L)	6	10
10/30	Detroit (OT) (L)	25	28
11/7	at Dallas (L)	10	38
11/13	Arizona (L)	9	10
11/21	at Houston (W)	13	10
11/27	at Washington (W)	21	19
12/4	at Cleveland (W)	16	13
12/11	Cincinnati (W)	27	20
12/18	at Philadelphia (W)	16	13
12/24	Dallas (W)	15	10
	<b>(H 4-4, A 5-3)</b>	<b>279</b>	<b>305</b>

**1995 (5-11)**

**4th Place, NFC East  
DAN REEVES, Head Coach**

Date	Opponent	Giants	Opp.
9/4	Dallas (L)	0	35
9/10	at Kansas City (OT) (L)	17	20
9/17	at Green Bay (L)	6	14
9/24	New Orleans (W)	45	29
10/1	at San Francisco (L)	6	20
10/8	Arizona (OT) (W)	27	21
10/15	Philadelphia (L)	14	17
10/29	at Washington (W)	24	15
11/5	at Seattle (L)	28	30
11/12	Oakland (L)	13	17
11/19	at Philadelphia (L)	19	28
11/26	Chicago (L)	24	27
11/30	at Arizona (W)	10	6
12/10	Washington (W)	20	13
12/17	at Dallas (L)	20	21
12/23	San Diego (L)	17	27
	<b>(H 3-5, A 2-6)</b>	<b>290</b>	<b>340</b>

**1996 (6-10)**

**5th Place, NFC East  
DAN REEVES, Head Coach**

Date	Opponent	Giants	Opp.
9/1	Buffalo (OT) (L)	20	23
9/8	at Dallas (L)	0	27
9/15	Washington (L)	10	31
9/22	at New York Jets (W)	13	6
9/29	Minnesota (W)	15	10
10/13	Philadelphia (L)	10	19
10/20	at Washington (L)	21	31
10/27	at Detroit (W)	35	7
11/3	Arizona (W)	16	8
11/10	at Carolina (L)	17	27
11/17	at Arizona (L)	23	31
11/24	Dallas (W)	20	6
12/1	at Philadelphia (L)	0	24
12/8	at Miami (W)	17	7
12/15	New Orleans (L)	3	17
12/21	New England (L)	22	23
	<b>(H 3-5, A 3-5)</b>	<b>242</b>	<b>297</b>

**1997 (10-5-1)**

**1st Place, NFC East  
JIM FASSEL, Head Coach**

Date	Opponent	Giants	Opp.
8/31	Philadelphia (W)	31	17
9/7	at Jacksonville (L)	13	40
9/14	Baltimore (L)	23	24
9/21	at St. Louis (L)	3	13
9/28	New Orleans (W)	14	9
10/5	Dallas (W)	20	17
10/12	at Arizona (W)	27	13
10/19	at Detroit (OT) (W)	26	20
10/26	Cincinnati (W)	29	27

11/9	at Tennessee (L)	6	10
11/16	Arizona (W)	19	10
11/23	at Washington (OT) (T)	7	7
11/30	Tampa Bay (L)	8	20
12/7	at Philadelphia (W)	31	21
12/13	Washington (W)	30	10
12/21	at Dallas (W)	20	7
	<b>(H 6-2, A 4-3-1)</b>	<b>307</b>	<b>265</b>

**NFC Wild Card Game**

12/27	Minnesota (L)	22	23
-------	---------------	----	----

**1998 (8-8)**

**3rd Place, NFC East  
JIM FASSEL, Head Coach**

Date	Opponent	Giants	Opp.
9/6	Washington (W)	31	24
9/13	at Oakland (L)	17	20
9/21	Dallas (L)	7	31
9/27	at San Diego (W)	34	16
10/4	at Tampa Bay (L)	3	20
10/11	Atlanta (L)	20	34
10/18	Arizona (W)	34	7
11/1	at Washington (L)	14	21
11/8	at Dallas (L)	6	16
11/15	Green Bay (L)	3	37
11/22	Philadelphia (W)	20	0
11/30	at San Francisco (L)	7	31
12/6	at Arizona (W)	23	19
12/13	Denver (W)	20	16
12/20	Kansas City (W)	28	7
12/27	at Philadelphia (W)	20	10
	<b>(H 5-3, A 3-5)</b>	<b>287</b>	<b>309</b>

**1999 (7-9)**

**3rd Place, NFC East  
JIM FASSEL, Head Coach**

Date	Opponent	Giants	Opp.
9/12	at Tampa Bay (W)	17	13
9/19	Washington (L)	21	50
9/26	at New England (L)	14	16
10/3	Philadelphia (W)	16	15
10/10	at Arizona (L)	3	14
10/18	Dallas (W)	13	10
10/24	New Orleans (W)	31	3
10/31	at Philadelphia (OT) (W)	23	17
11/14	Indianapolis (L)	19	27
11/21	at Washington (L)	13	23
11/28	Arizona (L)	24	34
12/5	New York Jets (W)	41	28
12/12	at Buffalo (W)	19	17
12/19	at St. Louis (L)	10	31
12/26	Minnesota (L)	17	34
1/2	at Dallas (L)	18	26
	<b>(H 4-4, A 3-5)</b>	<b>299</b>	<b>358</b>

**2000'S**

**2000 (12-4)**

**1st Place, NFC East  
JIM FASSEL, Head Coach**

Date	Opponent	Giants	Opp.
9/3	Arizona (W)	21	16
9/10	at Philadelphia (W)	33	18
9/17	at Chicago (W)	14	7
9/24	Washington (L)	6	16
10/1	at Tennessee (L)	14	28
10/8	at Atlanta (W)	13	6
10/15	Dallas (W)	19	14
10/29	Philadelphia (W)	24	7
11/5	at Cleveland (W)	24	3
11/12	St. Louis (L)	24	38
11/19	Detroit (L)	21	31
11/26	at Arizona (W)	31	7
12/3	at Washington (W)	9	7
12/10	Pittsburgh (W)	30	10
12/17	at Dallas (W)	17	13
12/23	Jacksonville (W)	28	25
	<b>(H 5-3, A 7-1)</b>	<b>328</b>	<b>246</b>

**NFC Playoff Game**

1/7	Philadelphia (W)	20	10
-----	------------------	----	----

**NFC Championship Game**

1/14	Minnesota (W)	41	0
------	---------------	----	---

**Super Bowl XXXV (Tampa, Fla.)**

1/28	Baltimore (L)	7	34
------	---------------	---	----

**2001 (7-9)**

**3rd Place, NFC East**

**JIM FASSEL, Head Coach**

Date	Opponent	Giants	Opp.
9/10	at Denver (L)	20	31
9/23	at Kansas City (W)	13	3
9/30	New Orleans (W)	21	13
10/7	Washington (W)	23	9
10/14	at St. Louis (L)	14	15
10/22	Philadelphia (L)	9	10
10/28	at Washington (L)	21	35
11/4	Dallas (OT) (W)	27	24
11/11	at Arizona (W)	17	10
11/19	at Minnesota (L)	16	28
11/25	Oakland (L)	10	28
12/9	at Dallas (L)	13	20
12/15	Arizona (W)	17	13
12/23	Seattle (W)	27	24
12/30	at Philadelphia (L)	21	24
1/6	Green Bay (L)	25	34
	<b>(H 5-3, A 2-6)</b>	<b>294</b>	<b>321</b>

**2002 (10-6)**

**2nd Place, NFC East  
JIM FASSEL, Head Coach**

Date	Opponent	Giants	Opp.
9/5	San Francisco (L)	13	16
9/15	at St. Louis (W)	26	21
9/22	Seattle (L)	9	6
9/29	at Arizona (W)	7	21
10/6	at Dallas (W)	21	17
10/13	Atlanta (L)	10	17
10/28	at Philadelphia (L)	3	17
11/3	Jacksonville (W)	24	17
11/10	at Minnesota (W)	27	20
11/17	Washington (W)	19	17
11/24	at Houston (L)	14	16
12/1	Tennessee (OT) (L)	29	32
12/8	at Washington (W)	27	21
12/15	Dallas (W)	37	7
12/22	at Indianapolis (W)	44	27
12/28	Philadelphia (OT) (W)	10	7
	<b>(H 5-3, A 5-3)</b>	<b>320</b>	<b>279</b>

**NFC Wild Card**

1/5	at San Francisco (L)	38	39
-----	----------------------	----	----

**2003 (4-12)**

**4th Place, NFC East  
JIM FASSEL, Head Coach**

Date	Opponent	Giants	Opp.
9/7	St. Louis (W)	23	13
9/15	Dallas (OT) (L)	32	35
9/21	at Washington (OT) (W)	24	21
10/5	Miami (L)	10	23
10/12	at New England (L)	6	17
10/19	Philadelphia (L)	10	14
10/26	at Minnesota (W)	29	17
11/2	at New York Jets (OT) (W)	31	28
11/9	Atlanta (L)	7	27
11/16	at Philadelphia (L)	10	28
11/24	at Tampa Bay (L)	13	19
11/30	Buffalo (L)	7	24
12/7	Washington (L)	7	20
12/14	at New Orleans (L)	7	45
12/21	at Dallas (L)	3	19
12/28	Carolina (L)	24	37
	<b>(H 1-7, A 3-5)</b>	<b>243</b>	<b>387</b>

**2004 (6-10)**

**2nd Place, NFC East  
TOM COUGHLIN, Head Coach**

Date	Opponent	Giants	Opp.
9/12	at Philadelphia (L)	17	31
9/19	Washington (W)	20	14
9/26	Cleveland (W)	27	10
10/3	at Green Bay (W)	14	7
10/10	at Dallas (W)	26	10
10/24	Detroit (L)	13	28
10/31	at Minnesota (W)	34	13
11/7	Chicago (L)	21	28
11/14	at Arizona (L)	14	17
11/21	Atlanta (L)	10	14
11/28	Philadelphia (L)	6	27
12/5	at Washington (L)	7	31

12/12	at Baltimore (L)	14	37
12/18	Pittsburgh (L)	30	33
12/26	at Cincinnati (L)	22	23
1/2	Dallas (W)	28	24
	<b>(H 3-5, A 3-5)</b>	<b>303</b>	<b>347</b>

2005 (11-5)

1st Place, NFC East TOM COUGHLIN, Head Coach			
Date	Opponent	Giants	Opp.
9/11	Arizona (W)	42	19
9/19	at *New Orleans (W)	27	10
9/25	at San Diego (L)	23	45
10/2	St. Louis (W)	44	24
10/16	at Dallas (OT) (L)	13	16
10/23	Denver (W)	24	23
10/30	Washington (W)	36	0
11/6	at San Francisco (W)	24	6
11/13	Minnesota (L)	21	24
11/20	Philadelphia (W)	27	17
11/27	at Seattle (OT) (L)	21	24
12/4	Dallas (W)	17	10
12/11	at Philadelphia (OT) (W)	26	23
12/17	Kansas City (W)	27	17
12/24	at Washington (L)	20	35
12/31	at Oakland (W)	30	21
	<b>(H 7-1, A 4-4)</b>	<b>422</b>	<b>314</b>

\*Game played at Giants Stadium

NFC Wild Card			
Date	Opponent	Giants	Opp.
1/8	Carolina (L)	0	23

2006 (8-8)

3rd Place, NFC East TOM COUGHLIN, Head Coach			
Date	Opponent	Giants	Opp.
9/10	Indianapolis (L)	21	26
9/17	at Philadelphia (OT) (W)	30	24
9/24	at Seattle (L)	30	42
10/8	Washington (W)	19	3
10/15	at Atlanta (W)	27	14
10/23	at Dallas (W)	36	22
10/29	Tampa Bay (W)	17	3
11/5	Houston (W)	14	10
11/12	Chicago (L)	20	38
11/20	at Jacksonville (L)	10	26
11/26	at Tennessee (L)	21	24
12/3	Dallas (L)	20	23
12/10	at Carolina (W)	27	13
12/17	Philadelphia (L)	22	36
12/24	New Orleans (L)	7	30
12/30	at Washington (W)	34	28
	<b>(H 3-5, A 5-3)</b>	<b>355</b>	<b>362</b>

NFC Wild Card			
Date	Opponent	Giants	Opp.
1/7	at Philadelphia (L)	20	23

2007 (10-6)

2nd Place, NFC East TOM COUGHLIN, Head Coach WORLD CHAMPIONS			
Date	Opponent	Giants	Opp.
9/9	at Dallas (L)	35	45
9/16	Green Bay (L)	13	35
9/23	at Washington (W)	24	17
9/30	Philadelphia (W)	16	3
10/7	New York Jets (W)	35	24
10/15	at Atlanta (W)	31	10
10/21	San Francisco (W)	33	15
10/28	at Miami (W)	13	10
11/11	Dallas (L)	20	31
11/18	at Detroit (W)	16	10
11/25	Minnesota (L)	17	41
12/2	at Chicago (W)	21	16
12/9	at Philadelphia (W)	16	13
12/16	Washington (L)	10	22
12/23	at Buffalo (W)	38	21
12/29	New England (L)	35	38
	<b>(H 3-5, A 7-1)</b>	<b>373</b>	<b>351</b>

NFC Wild Card			
Date	Opponent	Giants	Opp.
1/6	at Tampa Bay (W)	24	14

NFC Playoff Game			
Date	Opponent	Giants	Opp.
1/13	at Dallas (W)	21	17

NFC Championship Game			
Date	Opponent	Giants	Opp.
1/20	at Green Bay (OT) (W)	23	20

Super Bowl XLII (Glendale, AZ)			
Date	Opponent	Giants	Opp.
2/3	at New England (W)	17	14

2008 (12-4)

1st Place, NFC East  
TOM COUGHLIN, Head Coach

Date	Opponent	Giants	Opp.
9/4	Washington (W)	16	7
9/14	at St. Louis (W)	41	13
9/21	Cincinnati (OT) (W)	26	23
10/5	Seattle (W)	44	6
10/13	at Cleveland (L)	14	35
10/19	San Francisco (W)	29	17
10/26	at Pittsburgh (W)	21	14
11/2	Dallas (W)	35	14
11/9	at Philadelphia (W)	36	31
11/16	Baltimore (W)	30	10
11/23	at Arizona (W)	37	29
11/30	at Washington (W)	23	7
12/7	Philadelphia (L)	14	20
12/14	at Dallas (L)	8	20
12/21	Carolina (OT) (W)	34	28
12/28	at Minnesota (L)	19	20
	<b>(H 7-1, A 5-3)</b>	<b>427</b>	<b>294</b>

NFC Playoff Game

Date	Opponent	Giants	Opp.
1/11	Philadelphia (L)	11	23

2009 (8-8)

3rd Place, NFC East  
TOM COUGHLIN, Head Coach

Date	Opponent	Giants	Opp.
9/13	Washington (W)	23	17
9/20	at Dallas (W)	33	31
9/27	at Tampa Bay (W)	24	0
10/4	at Kansas City (W)	27	16
10/11	Oakland (W)	44	7
10/18	at New Orleans (L)	27	48
10/25	Arizona (L)	17	24
11/1	at Philadelphia (L)	17	40
11/8	San Diego (L)	20	21
11/22	Atlanta (OT) (W)	34	31
11/26	at Denver (L)	6	26
12/6	Dallas (W)	31	24
12/13	Philadelphia (L)	38	45
12/21	at Washington (W)	45	12
12/27	Carolina (L)	9	41
1/3	at Minnesota (L)	7	44
	<b>(H 4-4, A 4-4)</b>	<b>402</b>	<b>427</b>

2010'S

2010 (10-6)

2nd Place, NFC East  
TOM COUGHLIN, Head Coach

Date	Opponent	Giants	Opp.
9/12	Carolina (W)	31	18
9/19	at Indianapolis (L)	14	38
9/26	Tennessee (L)	10	29
10/3	Chicago (W)	17	3
10/10	at Houston (W)	34	10
10/17	Detroit (W)	28	20
10/25	at Dallas (W)	41	35
11/7	at Seattle (W)	41	7
11/14	Dallas (L)	20	33
11/21	at Philadelphia (L)	17	27
11/28	Jacksonville (W)	24	20
12/5	Washington (W)	31	7
12/13	*at Minnesota (W)	21	3
12/19	Philadelphia (L)	31	38
12/26	at Green Bay (L)	17	45
1/2	at Washington (W)	17	14
	<b>(H 5-3, A 5-3)</b>	<b>394</b>	<b>347</b>

\*Game played in Detroit

2011 (9-7)

1st Place, NFC East  
TOM COUGHLIN, Head Coach  
WORLD CHAMPIONS

Date	Opponent	Giants	Opp.
9/11	at Washington (L)	14	28
9/19	St. Louis (W)	28	16
9/25	at Philadelphia (W)	29	16
10/2	at Arizona (W)	31	27
10/9	Seattle (L)	25	36
10/16	Buffalo (W)	27	24
10/30	Miami (W)	20	17

11/6	at New England (W)	24	20
11/13	at San Francisco (L)	20	27
11/20	Philadelphia (L)	10	17
11/28	at New Orleans (L)	24	49
12/4	Green Bay (L)	35	38
12/11	at Dallas (W)	37	34
12/18	Washington (L)	10	23
12/24	at Jets (W)	29	14
1/1	Dallas (W)	31	14
	<b>(H 4-4, A 5-3)</b>	<b>394</b>	<b>400</b>

**NFC Wild Card**

1/8	Atlanta (W)	24	2
<b>NFC Playoff Game</b>			
1/15	at Green Bay (W)	37	20
<b>NFC Championship Game</b>			
1/22	at San Francisco (OT) (W)	20	17
<b>Super Bowl XLVI (Indianapolis)</b>			
2/5	New England (W)	21	17

**3rd Place, NFC East**

**TOM COUGHLIN, Head Coach**

Date	Opponent	Giants	Opp.
9/5	Dallas (L)	17	24
9/16	Tampa Bay (W)	41	34
9/20	at Carolina (W)	36	7
9/30	at Philadelphia (L)	17	19
10/7	Cleveland (W)	41	27
10/14	at San Francisco (W)	26	3
10/21	Washington (W)	27	23
10/28	at Dallas (W)	29	24
11/4	Pittsburgh (L)	20	24
11/11	at Cincinnati (L)	13	31
11/25	Green Bay (W)	38	10
12/3	at Washington (L)	16	17
12/9	New Orleans (W)	52	27
12/16	at Atlanta (L)	0	34
12/23	at Baltimore (L)	14	33
12/30	Philadelphia (W)	42	7
	<b>(H-6-2, A 3-5)</b>	<b>424</b>	<b>339</b>

**2013 (7-9)**

**3rd Place, NFC East  
TOM COUGHLIN, Head Coach**

Date	Opponent	Giants	Opp.
9/8	at Dallas (L)	31	36
9/15	Denver (L)	23	41
9/22	at Carolina (L)	0	38
9/29	at Kansas City (L)	7	31
10/6	Philadelphia (L)	21	36
10/10	at Chicago (L)	21	27
10/21	Minnesota (W)	23	7
10/27	at Philadelphia (W)	15	7
11/10	Oakland (W)	24	20
11/17	Green Bay (W)	27	13
11/24	Dallas (L)	21	24
12/1	at Washington (W)	24	17
12/8	at San Diego (L)	14	37
12/15	Seattle (L)	0	23
12/22	at Detroit (OT) (W)	23	20
12/29	Washington (W)	20	6
	<b>(H-4-4, A 3-5)</b>	<b>424</b>	<b>339</b>

**2014 (6-10)**

**3rd Place, NFC East  
TOM COUGHLIN, Head Coach**

Date	Opponent	Giants	Opp.
9/8	at Detroit (L)	14	35
9/14	Arizona (L)	14	25
9/21	Houston (W)	30	17
9/25	at Washington (W)	45	14
10/5	Atlanta (W)	30	20
10/12	at Philadelphia (L)	0	27
10/19	at Dallas (L)	21	31
11/3	Indianapolis (L)	24	40
11/9	at Seattle (L)	17	38
11/16	San Francisco (L)	10	16
11/23	Dallas (L)	28	31
11/30	at Jacksonville (L)	24	25
12/7	at Tennessee (W)	36	7
12/14	Washington (W)	24	13
12/21	at St. Louis (W)	37	27
12/28	Philadelphia (L)	26	34
	<b>(H-3-5, A 3-5)</b>	<b>424</b>	<b>339</b>

**2015 (6-10)**

**3rd Place, NFC East**

Date	Opponent	Giants	Opp.
9/13	at Dallas (L)	26	27
9/20	Atlanta (L)	20	24
9/24	Washington (W)	32	21
10/4	at Buffalo (W)	24	10
10/11	San Francisco (W)	30	27
10/19	at Philadelphia (L)	7	27
10/25	Dallas (W)	27	20
11/1	at New Orleans (L)	49	52
11/8	at Tampa Bay (W)	32	18
11/15	New England (L)	26	27
11/29	at Washington (L)	14	20
12/6	New York Jets (OT) (L)	20	23
12/14	at Miami (W)	31	24
12/20	Carolina (L)	35	38
12/27	at Minnesota (L)	17	49
1/3	Philadelphia (L)	30	35
	<b>(H 3-5, A 3-5)</b>	<b>420</b>	<b>422</b>

**2016 (11-5)**

**2nd Place, NFC East**

**BEN McADOO, Head Coach**

Date	Opponent	Giants	Opp.
9/11	at Dallas (W)	20	19
9/18	New Orleans (W)	16	13
9/25	Washington (L)	27	29
10/3	at Minnesota (L)	10	24
10/9	at Green Bay (L)	16	23
10/16	Baltimore (W)	27	23
10/23	at Los Angeles (W)	17	10
11/6	Philadelphia (W)	28	23
11/14	Cincinnati (W)	21	20
11/20	Chicago (W)	22	16
11/27	at Cleveland (W)	27	13
12/4	at Pittsburgh (L)	14	24
12/11	Dallas (W)	10	7
12/18	Detroit (W)	17	6
12/22	at Philadelphia (L)	19	24
1/1	at Washington (W)	19	10
	<b>(H 7-1, A 4-4)</b>	<b>310</b>	<b>284</b>

**NFC Wild Card**

1/8	at Green Bay (L)	13	38
-----	------------------	----	----

**2017 (3-13)**

**4th Place, NFC East  
BEN McADOO, Head Coach (2-10)  
STEVE SPAGNUOLO (1-3)**

Date	Opponent	Giants	Opp.
9/10	at Dallas (L)	3	19
9/18	Detroit (L)	10	24
9/24	at Philadelphia (L)	24	27
10/1	at Tampa Bay (L)	23	25
10/8	LA Chargers (L)	22	27
10/15	at Denver (W)	23	10
10/22	Seattle (L)	7	24
11/5	LA Rams (L)	17	51
11/12	at San Francisco (L)	21	31
11/19	Kansas City (OT) (W)	12	9
11/23	at Washington (L)	10	20
12/3	at Oakland (L)	17	24
12/10	Dallas (L)	10	30
12/17	Philadelphia (L)	29	34
12/24	at Arizona (L)	0	23
12/31	Washington (W)	18	10
	<b>(H 2-6, A 1-7)</b>	<b>246</b>	<b>388</b>

**2018 (5-11)**

**4th Place, NFC East  
PAT SHURMUR, Head Coach**

Date	Opponent	Giants	Opp.
9/9	Jacksonville (L)	15	20
9/16	at Dallas (L)	13	20
9/23	at Houston (W)	27	22
9/30	New Orleans (L)	18	33
10/7	at Carolina (L)	31	33
10/11	Philadelphia (L)	13	34
10/22	at Atlanta (L)	20	23
10/28	Washington (L)	13	20
11/12	at San Francisco (W)	27	23
11/18	Tampa Bay (W)	38	35
11/25	at Philadelphia (L)	22	25
12/2	Chicago (OT) (W)	30	27
12/9	at Washington (W)	40	16
12/16	Tennessee (L)	0	17

12/23	at Indianapolis (L)	27	28
12/30	Dallas (L)	35	36
	(H 2-6, A 3-5)	<b>369</b>	<b>412</b>

2019 (4-12)

3rd Place, NFC East  
PAT SHURMUR, Head Coach

Date	Opponent	Giants	Opp.
9/8	at Dallas (L)	17	35
9/15	Buffalo (L)	14	28
9/22	at Tampa Bay (W)	32	31
9/29	Washington (W)	24	3
10/6	Minnesota (L)	10	28
10/10	at New England (L)	14	35
10/20	Arizona (L)	21	27
10/27	at Detroit (L)	26	31
11/4	Dallas (L)	18	37
11/10	at New York Jets (L)	27	34
11/24	at Chicago (L)	14	19
12/1	Green Bay (L)	14	31
12/9	at Philadelphia (OT) (L)	17	23
12/15	Miami (W)	36	20
12/22	at Washington (OT) (W)	41	35
12/29	Philadelphia (L)	17	34
	(H 2-6, A 2-6)	<b>341</b>	<b>451</b>

2020'S

2020 (6-10)

2nd Place, NFC East  
JOE JUDGE, Head Coach

Date	Opponent	Giants	Opp.
9/14	Pittsburgh (L)	16	26
9/20	at Chicago (L)	13	17
9/27	San Francisco (L)	9	36
10/4	at L.A. Rams (L)	9	17
10/11	at Dallas (L)	34	37
10/18	Washington (W)	20	19
10/22	at Philadelphia (L)	21	22
11/2	Tampa Bay (L)	23	25
11/8	at Washington (W)	23	20
11/15	Philadelphia (W)	27	17
11/29	at Cincinnati (W)	19	17
12/6	at Seattle (W)	17	12
12/13	Arizona (L)	7	26
12/20	Cleveland (L)	6	20
12/27	at Baltimore (L)	13	27
1/3	Dallas (W)	23	19
	(H 3-5, A 3-5)	<b>280</b>	<b>357</b>

2021 (4-13)

4th Place, NFC East  
JOE JUDGE, Head Coach

Date	Opponent	Giants	Opp.
9/12	Denver (L)	13	27
9/16	at Washington (L)	29	30
9/26	Atlanta (L)	14	17
10/3	at New Orleans (OT) (W)	27	21
10/10	at Dallas (L)	20	44
10/17	LA Rams (L)	11	38
10/24	Carolina (W)	25	3
11/1	at Kansas City (L)	17	20
11/7	Las Vegas (W)	23	16
11/22	at Tampa Bay (L)	10	30
11/28	Philadelphia (W)	13	7
12/5	at Miami (L)	9	20
12/12	at Los Angeles Chargers (L)	21	37
12/19	Dallas (L)	6	21
12/26	at Philadelphia (L)	10	34
1/2	at Chicago (L)	3	29
1/9	Washington (L)	7	22
	(H 3-5, A 1-8)	<b>258</b>	<b>416</b>

2022 (9-7-1)

3rd Place, NFC East  
BRIAN DABOLL, Head Coach

Date	Opponent	Giants	Opp.
9/11	at Tennessee (W)	21	20
9/18	Carolina (W)	19	16
9/26	Dallas (L)	16	23
10/2	Chicago (W)	20	12
10/9	at Green Bay (W)	27	22
10/16	Baltimore (W)	24	20
10/23	at Jacksonville (W)	23	17

10/30	at Seattle (L)	13	27
11/13	Houston (W)	24	16
11/20	Detroit (L)	18	31
11/24	at Dallas (L)	20	28
12/4	Washington (T)	20	20
12/11	Philadelphia (L)	22	48
12/18	at Washington (W)	20	12
12/24	at Minnesota (L)	24	27
1/1	Indianapolis (W)	38	10
1/8	at Philadelphia (L)	16	22
	(H 5-3-1, A 4-4)	<b>365</b>	<b>371</b>
	<b>NFC Wild Card</b>		
1/15	at Minnesota (W)	31	24
	<b>NFC Playoff Game</b>		
1/21	at Philadelphia (L)	7	38

2023 (6-11)

3rd Place, NFC East  
BRIAN DABOLL, Head Coach

Date	Opponent	Giants	Opp.
9/10	Dallas (L)	0	40
9/17	at Arizona (W)	31	28
9/21	at San Francisco (L)	12	30
10/2	Seattle (L)	3	24
10/8	at Miami (L)	16	31
10/15	at Buffalo (L)	9	14
10/22	Washington (W)	14	7
10/29	New York Jets (OT) (L)	10	13
11/5	at Las Vegas (L)	6	30
11/12	at Dallas (L)	17	49
11/19	at Washington (W)	31	19
11/26	New England (W)	10	7
12/11	Green Bay (W)	24	22
12/17	at New Orleans (L)	6	24
12/25	at Philadelphia (L)	25	33
12/31	LA Rams (L)	25	26
1/7	Philadelphia (W)	27	10
	(H 4-4, A 2-7)	<b>266</b>	<b>407</b>

GIANTS PRESEASON YEAR-BY-YEAR RESULTS

1950'S

1950 (3-1)

Date	Opponent	Giants	Opp.
8/12	at Ottawa Roughriders (W)	20	6
8/18	Chicago (W) (at Syracuse, N.Y.)	10	7
8/29	Green Bay (L) (at Boston)	0	10
9/7	L.A. Rams (W)	24	14

1951 (3-3)

Date	Opponent	Giants	Opp.
8/11	at Ottawa Roughriders (W)	38	6
8/24	Detroit (L) (at Dallas)	21	31
9/2	Chicago (W) (at Memphis, Tenn.)	14	0
9/8	Washington (L) (at Birmingham, Al.)	10	14
9/20	L.A. Rams (L)	21	23
9/24	Philadelphia (W) (at Hershey, Pa.)	21	6

1952 (3-2)

Date	Opponent	Giants	Opp.
8/16	Green Bay (W) (at Milwaukee)	7	0
8/22	Pittsburgh (W) (at Des Moines, Ia.)	24	10
9/2	at Detroit (L)	17	33
9/14	Chicago (L)	7	17
9/18	L.A. Rams (W)	30	17
<b>1953 (3-2)</b>			
Date	Opponent	Giants	Opp.
8/22	Green Bay (L) (at Minneapolis)	7	31
8/28	Detroit (L) (at Dallas)	7	38
9/3	Chicago (W)	14	7
9/12	Baltimore (W) (at St. Louis, Mo.)	10	6
9/21	San Francisco (W)	28	21
<b>1954 (3-3)</b>			
Date	Opponent	Giants	Opp.
8/9	L.A. Rams (L) (Portland, Or.)	7	30
8/14	at San Francisco (L)	35	43
8/21	Cardinals (W) (at Spokane, Wa.)	26	0
9/4	Detroit (L) (at Norman, Okl.)	13	28
9/12	Chicago (W)	28	24
9/18	Green Bay (W) (at Milwaukee)	38	27
<b>1955 (2-4)</b>			
Date	Opponents	Giants	Opp.
8/13	Green Bay (L) (at Spokane, Wa.)	24	30
8/20	San Francisco (W) (at Seattle, Wa.)	28	43
8/28	L.A. Rams (OT) (L) (Portland, Or.)	17	0
9/6	Baltimore (W) (at Minneapolis, Mn.)	17	28
9/10	Chicago (L)	0	24
9/18	at Detroit (L)	17	27
<b>1956 (4-2)</b>			
Date	Opponent	Giants	Opp.
8/20	Baltimore (W) (at Boston, Ma.)	28	10
8/25	at Green Bay (L)	13	17
9/1	L.A. Rams (W) (at Seattle, Wa.)	20	10
9/8	San Francisco (W) (at Portland, Or.)	21	14
9/15	Chicago (L)	10	20
9/23	Cardinals (W) (at Memphis, Tn.)	42	7
<b>1957 (4-2)</b>			
Date	Opponent	Giants	Opp.
8/9	College All-Stars (W) (at Chicago, Il.)	22	12
8/18	at San Francisco (L)	15	24
8/23	at L.A. Rams (W)	24	7
8/30	Chicago (W)	24	17
9/7	Green Bay (L) (at Boston, Ma.)	10	13
9/22	at Detroit (W)	17	0
<b>1958 (1-5)</b>			
Date	Opponent	Giants	Opp.
8/17	at San Francisco (W)	19	10
8/22	at L.A. Rams (L)	10	38
8/29	at Detroit (L)	17	24
9/6	Green Bay (L) (at Boston)	20	41
9/14	at Baltimore (L)	21	27
9/21	Baltimore (L) (at Louisville, Ky.)	21	42
<b>1959 (3-3)</b>			
Date	Opponent	Giants	Opp.
8/15	Philadelphia (L) (at Hershey, Pa.)	17	21

8/21	Baltimore (L) (at Dallas, Tx.)	3	28
8/29	at Detroit (W)	38	0
9/5	Green Bay (W) (at Bangor, Me.)	14	0
9/11	Chicago (L)	6	18
9/19	San Francisco (W) (at Salt Lake City, Ut.)	17	13

**1960'S**

<b>1960 (1-3-1)</b>			
Date	Opponent	Giants	Opp.
8/15	Chicago (L) (at Toronto)	7	16
8/22	Green Bay (L) (at Jersey City, N.J.)	7	16
8/27	Dallas (L) (at Louisville, Ky.)	3	14
9/11	Detroit (T) (at New Haven, Conn.)	16	16
9/15	at L.A. Rams (W)	20	6
<b>1961 (2-2-1)</b>			
Date	Opponent	Giants	Opp.
8/12	San Francisco (W) (at Portland, Ore.)	21	20
8/19	at L.A. Rams (T)	17	17
8/26	Dallas (W) (at Albuquerque, N.M.)	28	10
9/4	at Green Bay (L)	17	20
9/10	Baltimore (L) (at New Haven, Conn.)	20	49
<b>1962 (2-2-1)</b>			
Date	Opponent	Giants	Opp.
8/11	St. Louis (T) (Hall of Fame Game, Canton, Oh.)	21	21
8/19	at San Francisco (L)	10	42
8/25	at L.A. Rams (W)	31	24
9/3	at Green Bay (L)	17	20
9/8	Philadelphia (W) (at Princeton, N.J.)	27	10
<b>1963 (2-3)</b>			
Date	Opponent	Giants	Opp.
8/10	Chicago (L) (at Ithaca, N.Y.)	7	17
8/17	Detroit (W) (at Cleveland, Oh.)	24	21
8/25	at Minnesota (L)	16	17
9/2	at Green Bay (L)	17	24
9/7	Philadelphia (W) (at Princeton, N.J.)	34	10
<b>1964 (1-4)</b>			
Date	Opponent	Giants	Opp.
8/8	at Minnesota (L)	7	21
8/15	at Green Bay (L)	10	34
8/22	Washington (L) (at Ithaca, N.Y.)	24	27
8/29	Philadelphia (W) (at Princeton, N.J.)	28	17
9/5	Detroit (L) (at Cleveland, Oh.)	10	24
<b>1965 (1-4)</b>			
Date	Opponent	Giants	Opp.
8/14	at Green Bay (L)	7	44
8/22	Pittsburgh (W) (at New Haven, Conn.)	17	7
8/28	Philadelphia (L) (at Princeton, N.J.)	13	34
9/4	Detroit (L) (at Cleveland, Oh.)	21	25
9/11	Minnesota (L) (at Omaha, Neb.)	9	24
<b>1966 (3-2)</b>			
Date	Opponent	Giants	Opp.
8/6	Pittsburgh (W) (at Ithaca, N.Y.)	16	14
8/13	Atlanta (W) (at Nashville, Tenn.)	14	7
8/21	Detroit (W) (at New Haven, Conn.)	17	7
8/27	Philadelphia (L) (at Princeton, N.J.)	23	24

9/3	at Green Bay (L) (Milwaukee, Wis.)	10	37
<b>1967 (1-3-1)</b>			
<b>Date</b>	<b>Opponent</b>	<b>Giants</b>	<b>Opp.</b>
8/12	Atlanta (T) (at Ithaca, N.Y.)	10	10
8/18	Washington (L) (at Raleigh, N. C.)	13	31
8/27	Minnesota (W) at New Haven, Conn.)	21	3
9/2	Philadelphia (L) (at Princeton, N.J.)	13	24
9/9	at Green Bay (L)	14	31
<b>1968 (2-2)</b>			
<b>Date</b>	<b>Opponent</b>	<b>Giants</b>	<b>Opp.</b>
8/10	at Green Bay (W)	15	14
8/17	Atlanta (W) (at Nashville, Tenn.)	17	13
8/25	St. Louis (L) (at New Haven, Conn.)	10	18
9/7	Philadelphia (L) (at Princeton, N.J.)	7	21
<b>1969 (0-5)</b>			
<b>Date</b>	<b>Opponent</b>	<b>Giants</b>	<b>Opp.</b>
8/9	at Green Bay (L)	21	22
8/17	New York Jets (L) (at New Haven, Conn.)	14	37
8/30	Philadelphia (L) (at Princeton, N.J.)	17	24
9/6	at Minnesota (L)	27	28
9/11	Pittsburgh (L) (at Montreal)	13	17

**1970'S**

<b>1970 (2-3-1)</b>			
<b>Date</b>	<b>Opponent</b>	<b>Giants</b>	<b>Opp.</b>
8/8	at Green Bay (T)	31	31
8/15	at San Diego (L)	27	30
8/23	New York Jets (W) (at New Haven, Conn.)	28	24
8/28	at Pittsburgh (L)	6	21
9/5	Philadelphia (W) (at Princeton, N.J.)	27	7
9/12	Cleveland (L)	29	30
<b>1971 (0-6)</b>			
<b>Date</b>	<b>Opponent</b>	<b>Giants</b>	<b>Opp.</b>
8/9	at Houston (L)	6	35
8/15	at New England (L)	14	20
8/22	New York Jets (L) (at New Haven, Conn.)	14	27
8/28	Philadelphia (L) (at Princeton, N.J.)	14	26
9/4	at Cleveland (L)	7	30
9/12	Pittsburgh (L)	3	20
<b>1972 (3-2-1)</b>			
<b>Date</b>	<b>Opponent</b>	<b>Giants</b>	<b>Opp.</b>
7/29	Kansas City (L) (Hall of Fame Game, Canton, Oh. )	17	23
8/5	at Pittsburgh (L)	10	28
8/20	New York Jets (T) (at New Haven, Conn.)	31	31
8/27	at New England (W)	31	10
9/2	Philadelphia (W) (at Princeton, N.J.)	27	12
9/10	Cleveland (W)	28	21
<b>1973 (6-0)</b>			
<b>Date</b>	<b>Opponent</b>	<b>Giants</b>	<b>Opp.</b>
8/4	at San Diego (W)	28	3
8/12	at New England (W)	13	7
8/19	New York Jets (W) (at New Haven, Conn.)	45	30
8/26	Pittsburgh (W)	29	24
9/1	Philadelphia (W) (at Princeton, N. J.)	42	21
9/8	Cleveland (W) (at Akron, Oh.)	21	10
<b>1974 (2-4)</b>			
<b>Date</b>	<b>Opponent</b>	<b>Giants</b>	<b>Opp.</b>
8/3	at Houston (L)	7	16
8/11	at New England (W)	21	6
8/17	New York Jets (W)	21	13

8/24	(at New Haven, Conn.) at Pittsburgh (L)	7	17
8/31	Philadelphia (L) (at Princeton, N.J.)	21	24
9/6	at Buffalo (L)	17	23
<b>1975 (4-2)</b>			
<b>Date</b>	<b>Opponent</b>	<b>Giants</b>	<b>Opp.</b>
8/10	at New England (W)	28	14
8/16	at San Diego (W)	17	7
8/24	New York Jets (W) (at New Haven, Conn.)	21	20
8/30	Pittsburgh (W) (at Princeton, N.J.)	24	7
9/7	Cleveland (L) (at Seattle, Wash.)	20	24
9/13	at Miami (L)	13	31
<b>1976 (4-2)</b>			
<b>Date</b>	<b>Opponent</b>	<b>Giants</b>	<b>Opp.</b>
8/1	at New England (L)	7	13
8/9	New York Jets (W) (at Yankee Stadium)	16	14
8/14	at Houston (W)	30	14
8/20	at Pittsburgh (W)	17	0
8/28	at Green Bay (W)	20	16
9/4	at San Diego (L)	13	14
<b>1977 (1-5)</b>			
<b>Date</b>	<b>Opponent</b>	<b>Giants</b>	<b>Opp.</b>
8/6	New England (L)	3	19
8/13	at New Orleans (L)	7	23
8/20	at San Diego (L)	17	29
8/29	Buffalo (OT) (W)	24	21
9/4	New York Jets (L)	0	10
9/11	Miami (L)	21	27
<b>1978 (2-2)</b>			
<b>Date</b>	<b>Opponent</b>	<b>Giants</b>	<b>Opp.</b>
8/7	at Cleveland (W)	21	7
8/12	New York Jets (L)	23	27
8/19	Pittsburgh (W)	13	6
8/26	San Diego (L)	6	17
<b>1979 (1-3)</b>			
<b>Date</b>	<b>Opponent</b>	<b>Giants</b>	<b>Opp.</b>
8/4	Cleveland (W)	27	7
8/11	at Pittsburgh (L)	3	10
8/18	San Diego (L)	3	7
8/25	New York Jets (L)	6	14

**1980**

<b>1980 (1-3)</b>			
<b>Date</b>	<b>Opponent</b>	<b>Giants</b>	<b>Opp.</b>
8/9	Pittsburgh (L)	0	13
8/16	Denver (W)	9	6
8/22	at Baltimore (L)	20	37
8/30	New York Jets (L)	7	32
<b>1981 (2-2)</b>			
<b>Date</b>	<b>Opponent</b>	<b>Giants</b>	<b>Opp.</b>
8/8	at Chicago (W)	23	7
8/15	Baltimore (W)	20	17
8/22	New York Jets (L)	24	37
8/29	at Pittsburgh (L)	6	31
<b>1982 (1-3)</b>			
<b>Date</b>	<b>Opponent</b>	<b>Giants</b>	<b>Opp.</b>
8/14	at Baltimore (L)	14	19
8/21	Pittsburgh (L)	10	13
8/28	New York Jets (W)	22	10
9/3	at Miami (OT) (L)	13	16
<b>1983 (3-1)</b>			
<b>Date</b>	<b>Opponent</b>	<b>Giants</b>	<b>Opp.</b>
8/7	New York Jets (W)	23	16
8/12	at Pittsburgh (W)	22	13
8/20	Baltimore (W)	27	24
8/26	Miami (L)	3	24
<b>1984 (3-1)</b>			
<b>Date</b>	<b>Opponent</b>	<b>Giants</b>	<b>Opp.</b>
8/3	at New England (W)	48	20
8/11	at Indianapolis (L)	20	26
8/18	New York Jets (W)	20	14
8/25	Pittsburgh (W)	16	9
<b>1985 (5-0)</b>			
<b>Date</b>	<b>Opponent</b>	<b>Giants</b>	<b>Opp.</b>
8/3	Houston (W)	21	20



	(HOF Game Canton, OH)		
8/10	at Denver (W)	30	20
8/17	Green Bay (W)	10	2
8/24	New York Jets (OT) (W)	34	31
8/30	at Pittsburgh (W)	24	14

1986 (3-1)			
Date	Opponent	Giants	Opp.
8/6	at Atlanta (L)	24	31
8/16	at Green Bay (W)	22	14
8/23	New York Jets (W)	20	16
8/30	Pittsburgh (W)	17	3

1987 (3-1)			
Date	Opponent	Giants	Opp.
8/16	at New England (W)	19	17
8/22	Cleveland (W)	24	10
8/29	New York Jets (L)	23	30
9/5	at Pittsburgh (W)	26	20

1988 (3-1)			
Date	Opponent	Giants	Opp.
8/6	at Green Bay (W)	34	3
8/13	New York Jets (W)	24	21
8/20	Pittsburgh (W)	28	17
8/26	at Cleveland (L)	13	17

1989 (3-1)			
Date	Opponent	Giants	Opp.
8/12	at New England (W)	20	17
8/20	at Kansas City (W)	45	7
8/26	New York Jets (W)	21	17
9/2	Pittsburgh (L)	10	13

1990'S

1990 (4-0)			
Date	Opponent	Giants	Opp.
8/13	at Buffalo (W)	20	6
8/18	at Houston (W)	13	10
8/25	New York Jets (W)	17	7
9/1	Cleveland (W)	28	10

1991 (2-2)			
Date	Opponent	Giants	Opp.
8/5	Buffalo (W)	23	17
8/10	at Cleveland (L)	10	16
8/17	New York Jets (W)	24	20
8/24	at New England (L)	3	24

1992 (2-2)			
Date	Opponent	Giants	Opp.
8/9	Cincinnati (W)	13	7
8/15	Cleveland (W)	16	7
8/22	at New York Jets (L)	14	20
8/29	at Pittsburgh (L)	3	24

1993 (2-2)			
Date	Opponent	Giants	Opp.
8/7	at Cincinnati (W)	27	16
8/14	Pittsburgh (L)	17	23
8/21	New York Jets (W)	14	13
8/28	at Miami (L)	17	23

1994 (1-4)			
Date	Opponent	Giants	Opp.
7/30	Miami (L)	19	20
8/6	Cleveland (L)	15	24
8/13	San Diego (Berlin) (W)	28	20
8/20	at New York Jets (L)	10	13
8/27	at Chicago (L)	21	27

1995 (3-1)			
Date	Opponent	Giants	Opp.
8/6	at Cleveland (W)	19	13
8/11	vs. New Orleans (W)	14	13
8/19	vs. New York Jets (W)	32	31
8/26	at Carolina (L)	3	6

1996 (1-3)			
Date	Opponent	Giants	Opp.
8/2	at Jacksonville (W)	24	17
8/10	Baltimore (L)	27	37
8/17	at New York Jets (L)	6	13
8/23	Carolina (L)	7	34

1997 (1-3)			
Date	Opponent	Giants	Opp.
8/2	at Baltimore (W)	21	20

8/9	Jacksonville (L)	16	38
8/16	New York Jets (L)	17	27
8/22	Green Bay (L) (at Madison, WI)	17	22

1998 (1-3)			
Date	Opponent	Giants	Opp.
8/8	Cincinnati (W)	24	17
8/14	at Jacksonville (L)	10	24
8/20	at New York Jets (L)	23	27
8/28	Baltimore (L)	6	14

1999 (2-2)			
Date	Opponent	Giants	Opp.
8/13	at Minnesota (W)	36	21
8/21	Jacksonville (W)	27	20
8/28	New York Jets (L)	10	16
9/3	at Baltimore (L)	28	24

2000'S

2000 (0-4)			
Date	Opponent	Giants	Opp.
8/5	Chicago (L)	8	20
8/11	at Jacksonville (L)	13	16
8/19	at New York Jets (L)	24	27
8/25	Baltimore (L)	17	24

2001 (1-3)			
Date	Opponent	Giants	Opp.
8/11	at New England (L)	0	14
8/16	Jacksonville (W)	27	5
8/25	New York Jets (L)	14	17
8/31	at Baltimore (L)	9	38

2002 (3-2)			
Date	Opponent	Giants	Opp.
8/5	vs. Houston (W) (HOF Game Canton, OH)	34	17
8/10	New England (W)	22	19
8/17	at Atlanta (L)	24	36
8/24	at New York Jets (L)	7	28
8/29	Baltimore (W)	13	0

2003 (1-3)			
Date	Opponent	Giants	Opp.
8/7	at New England (L)	6	26
8/15	Carolina (L)	10	20
8/23	New York Jets (L)	14	15
8/28	at Baltimore (W)	30	24

2004 (1-3)			
Date	Opponent	Giants	Opp.
8/13	Kansas City (W)	34	24
8/19	at Carolina (L)	20	27
8/27	at New York Jets (L)	10	17
9/2	Baltimore (L)	17	27

2005 (3-1)			
Date	Opponent	Giants	Opp.
8/13	at Cleveland (L)	14	17
8/20	Carolina (W)	27	21
8/23	New York Jets (W)	15	14
9/1	at New England (W)	27	3

2006 (4-0)			
Date	Opponent	Giants	Opp.
8/11	at Baltimore (W)	17	16
8/17	Kansas City (W)	17	0
8/25	at New York Jets (W)	13	7
8/31	New England (W)	31	23

2007 (1-3)			
Date	Opponent	Giants	Opp.
8/11	Carolina (L)	21	24
8/19	at Baltimore (W)	13	12
8/25	New York Jets (L)	12	20
8/30	at New England (L)	20	27

2008 (2-2)			
Date	Opponent	Giants	Opp.
8/7	at Detroit (L)	10	13
8/18	Cleveland (W)	37	34
8/23	at New York Jets (L)	7	10
8/28	New England (W)	19	14

2009 (1-3)			
Date	Opponent	Giants	Opp.
8/17	vs. Carolina (W)	24	17

8/22	at Chicago (L)	3	17
8/29	vs. New York Jets (L)	25	27
9/3	at New England (L)	27	38

**2010'S**

<b>2010 (2-2)</b>			
<b>Date</b>	<b>Opponent</b>	<b>Giants</b>	<b>Opp.</b>
8/16	at New York Jets (W)	31	16
8/21	Pittsburgh (L)	17	24
8/28	at Baltimore (L)	10	24
9/2	New England (W)	20	17

<b>2011 (2-2)</b>			
<b>Date</b>	<b>Opponent</b>	<b>Giants</b>	<b>Opp.</b>
8/13	at Carolina (L)	10	20
8/22	Chicago (W)	41	13
8/29	New York Jets (L)	3	17
9/1	at New England (W)	18	17

<b>2012 (2-2)</b>			
<b>Date</b>	<b>Opponent</b>	<b>Giants</b>	<b>Opp.</b>
8/10	at Jacksonville (L)	31	32
8/18	at New York Jets (W)	26	3
8/24	Chicago (L)	17	20
9/1	New England (W)	6	3

<b>2013 (1-3)</b>			
<b>Date</b>	<b>Opponent</b>	<b>Giants</b>	<b>Opp.</b>
8/10	at Pittsburgh (W)	18	13
8/18	Indianapolis (L)	12	20
8/24	New York Jets (OT) (L)	24	21
8/29	at New England (L)	20	28

<b>2014 (5-0)</b>			
<b>Date</b>	<b>Opponent</b>	<b>Giants</b>	<b>Opp.</b>
8/3	at Buffalo (HOF) (W)	17	30
8/9	Pittsburgh (W)	20	16
8/16	at Indianapolis (W)	27	26
8/24	at New York Jets (W)	35	24
8/29	New England (W)	16	13

<b>2015 (2-2)</b>			
<b>Date</b>	<b>Opponent</b>	<b>Giants</b>	<b>Opp.</b>
8/14	at Cincinnati (L)	10	23
8/22	Jacksonville (W)	22	12
8/29	New York Jets (L)	28	18
9/3	at New England (W)	12	9

<b>2016 (2-2)</b>			
<b>Date</b>	<b>Opponent</b>	<b>Giants</b>	<b>Opp.</b>
8/12	Miami (L)	10	27
8/20	at Buffalo (L)	0	21
8/27	at New York Jets (W)	21	20
9/1	New England (W)	17	9

<b>2017 (2-2)</b>			
<b>Date</b>	<b>Opponent</b>	<b>Giants</b>	<b>Opp.</b>
8/11	Pittsburgh (L)	12	20
8/21	at Cleveland (L)	6	10
8/26	New York Jets (W)	32	31
8/31	at New England (W)	40	38

<b>2018 (2-2)</b>			
<b>Date</b>	<b>Opponent</b>	<b>Giants</b>	<b>Opp.</b>
8/9	Cleveland (L)	10	20
8/17	at Detroit (W)	30	17
8/24	at New York Jets (W)	22	16
8/30	New England (L)	12	17

<b>2019 (4-0)</b>			
<b>Date</b>	<b>Opponent</b>	<b>Giants</b>	<b>Opp.</b>
8/8	New York Jets (W)	31	22
8/16	Chicago (W)	32	13
8/22	at Cincinnati (W)	25	23
8/29	at New England (W)	31	29

**2020'S**

2020  
No Preseason Games

<b>2021 (0-3)</b>			
<b>Date</b>	<b>Opponent</b>	<b>Giants</b>	<b>Opp.</b>
8/24	New York Jets (L)	7	12
8/22	at Cleveland (L)	13	17
8/29	New England (L)	20	22

<b>2022 (2-1)</b>			
<b>Date</b>	<b>Opponent</b>	<b>Giants</b>	<b>Opp.</b>
8/11	at New England (W)	23	21
8/21	Cincinnati (W)	25	22
8/28	at Jets (L)	27	31

<b>2023 (1-2)</b>			
<b>Date</b>	<b>Opponent</b>	<b>Giants</b>	<b>Opp.</b>
8/11	at Detroit (L)	16	21
8/18	Carolina (W)	21	19
8/26	Jets (L)	24	32

**ALL-TIME SERIES RESULTS**

**\*ARIZONA VS. N.Y. GIANTS**

RS: Giants lead series, 81-46-2

1926	Giants, 20-0 (NY)
1927	Giants, 28-7 (NY)
1929	Giants, 24-21 (NY)
1930	Giants, 25-12 (NY)
	Giants, 13-7 (C)
1935	Cardinals, 14-13 (NY)
1936	Giants, 14-6 (NY)
1938	Giants, 6-0 (NY)
1939	Giants, 17-7 (NY)
1941	Cardinals, 10-7 (NY)
1942	Giants, 21-7 (NY)
1943	Giants, 24-13 (NY)
1946	Giants, 28-24 (NY)
1947	Giants, 35-31 (NY)
1948	Cardinals, 63-35 (NY)
1949	Giants, 41-38 (C)
1950	Cardinals, 17-3 (C)
	Giants, 51-21 (NY)
1951	Giants, 28-17 (NY)
	Giants, 10-0 (C)
1952	Cardinals, 24-23 (NY)
	Giants, 28-6 (C)
1953	Giants, 21-7 (NY)
	Giants, 23-20 (C)
1954	Giants, 41-10 (C)
	Giants, 31-17 (NY)
1955	Cardinals, 28-17 (C)
	Giants, 10-0 (NY)
1956	Cardinals, 35-27 (C)
	Giants, 23-10 (NY)
1957	Giants, 27-14 (NY)
	Giants, 28-21 (C)
1958	Giants, 37-7 (Buffalo)
	Cardinals, 23-6 (NY)
1959	Giants, 9-3 (NY)
	Giants, 30-20 (Minn)
1960	Giants, 35-14 (StL)
	Cardinals, 20-13 (NY)
1961	Cardinals, 21-10 (NY)
	Giants, 24-9 (StL)
1962	Giants, 31-14 (StL)
	Giants, 31-28 (NY)
1963	Giants, 38-21 (StL)
	Cardinals, 24-17 (NY)
1964	Giants, 34-17 (NY)
	Tie, 10-10 (StL)
1965	Giants, 14-10 (NY)
	Giants, 28-15 (StL)
1966	Cardinals, 24-19 (StL)
	Cardinals, 20-17 (NY)
1967	Giants, 37-20 (StL)
	Giants, 37-14 (NY)
1968	Cardinals, 28-21 (NY)
1969	Cardinals, 42-17 (StL)
	Giants, 49-6 (NY)
1970	Giants, 35-17 (NY)
	Giants, 34-17 (StL)
1971	Giants, 21-20 (StL)
	Cardinals, 24-7 (NY)
1972	Giants, 27-21 (NY)
	Giants, 13-7 (StL)
1973	Cardinals, 35-27 (StL)
	Giants, 24-13 (New Haven)
1974	Cardinals, 23-21 (New Haven)
	Cardinals, 26-14 (StL)
1975	Cardinals, 26-14 (StL)
	Cardinals, 20-13 (NY)
1976	Cardinals, 27-21 (StL)
	Cardinals, 17-14 (NY)
1977	Cardinals, 28-0 (StL)
	Giants, 27-7 (NY)

1978	Cardinals, 20-10 (StL)
	Giants, 17-0 (NY)
1979	Cardinals, 27-14 (NY)
	Cardinals, 29-20 (StL)
1980	Giants, 41-35 (StL)
	Cardinals, 23-7 (NY)
1981	Giants, 34-14 (NY)
	Giants, 20-10 (StL)
1982	Cardinals, 24-21 (StL)
1983	Tie, 20-20 (StL) OT
	Cardinals, 10-6 (NY)
1984	Giants, 16-10 (NY)
	Cardinals, 31-21 (StL)
1985	Giants, 27-17 (NY)
	Giants, 34-3 (StL)
1986	Giants, 13-6 (StL)
	Giants, 27-7 (NY)
1987	Giants, 30-7 (NY)
	Cardinals, 27-24 (StL)
1988	Cardinals, 24-17 (P)
	Giants, 44-7 (NY)
1989	Giants, 35-7 (NY)
	Giants, 20-13 (P)
1990	Giants, 20-19 (NY)
	Giants, 24-21 (P)
1991	Giants, 20-9 (NY)
	Giants, 21-14 (P)
1992	Giants, 31-21 (NY)
	Cardinals, 19-0 (P)
1993	Giants, 19-17 (NY)
	Cardinals, 17-6 (P)
1994	Giants, 20-17 (A)
	Cardinals, 10-9 (NY)
1995	Giants, 27-21 (NY) OT
	Giants, 10-6 (A)
1996	Giants, 16-8 (NY)
	Cardinals, 31-23 (A)
1997	Giants, 27-13 (A)
	Giants, 19-10 (NY)
1998	Giants, 34-7 (NY)
	Giants, 23-19 (A)
1999	Cardinals, 14-3 (A)
	Cardinals, 34-24 (NY)
2000	Giants, 21-16 (NY)
	Giants, 31-7 (A)
2001	Giants, 17-10 (A)
	Giants, 17-13 (NY)
2002	Cardinals, 21-7 (A)
2004	Cardinals, 17-14 (A)
2005	Giants, 42-19 (NY)
2008	Giants, 37-29 (A)
2009	Cardinals, 24-17 (NY)
2011	Giants, 31-27 (A)
2014	Cardinals, 25-14 (NY)
2017	Cardinals, 23-0 (A)
2019	Cardinals, 27-21 (NY)
2020	Cardinals, 26-7 (NY)
2023	Giants, 31-28 (A)

RS Pts.—Giants 2,819, Cardinals 2,255

\*Franchise known as Phoenix prior to 1994, in St. Louis prior to 1988, and in Chicago prior to 1960

ATLANTA VS. N.Y. GIANTS

RS: Falcons lead series, 14-11  
PS: Giants lead series, 1-0

1966	Falcons, 27-16 (NY)
1968	Falcons, 24-21 (A)
1971	Giants, 21-17 (A)
1974	Falcons, 14-7 (New Haven)
1977	Falcons, 17-3 (A)
1978	Falcons, 23-20 (A)
1979	Giants, 24-3 (NY)
1981	Giants, 27-24 (A) OT
1982	Falcons, 16-14 (NY)
1983	Giants, 16-13 (A) OT
1984	Giants, 19-7 (A)
1988	Giants, 23-16 (A)
1998	Falcons, 34-20 (NY)
2000	Giants, 13-6 (A)
2002	Falcons, 17-10 (NY)
2003	Falcons, 27-7 (NY)
2004	Falcons, 14-10 (NY)
2006	Giants, 27-14 (A)

2007	Giants, 31-10 (A)
2009	Giants, 34-31 (NY) OT
2011	*Giants, 24-2 (NY)
2012	Falcons, 34-0 (A)
2014	Giants, 30-20 (NY)
2015	Falcons, 24-20 (NY)
2018	Falcons, 23-20 (A)
2021	Falcons, 17-14 (NY)

RS Pts.—Falcons 478 - Giants 453  
PS Pts.—Giants 24, Falcons 2

\*NFC First-Round Playoff

BALTIMORE VS. N.Y. GIANTS

RS: Ravens lead series, 4-3  
PS: Ravens lead series, 1-0

1997	Ravens, 24-23 (NY)
2000	*Ravens, 34-7 (Tampa)
2004	Ravens, 37-14 (B)
2008	Giants, 30-10 (NY)
2012	Ravens, 33-14 (B)
2016	Giants, 27-13 (NY)
2020	Ravens, 27-13 (B)
2022	Giants, 24-20 (NY)

RS Pts.—Ravens 174, Giants 145  
PS Pts.—Ravens 34, Giants 7

\*Super Bowl XXXV

BUFFALO VS. N.Y. GIANTS

RS: Bills lead series, 8-6  
PS: Giants lead series, 1-0

1970	Giants, 20-6 (NY)
1975	Giants, 17-14 (B)
1978	Bills, 41-17 (B)
1987	Bills, 6-3 (B) OT
1990	Bills, 17-13 (NY)
	*Giants, 20-19 (Tampa)
1993	Bills, 17-14 (B)
1996	Bills, 23-20 (NY) OT
1999	Giants, 19-17 (B)
2003	Bills, 24-7 (NY)
2007	Giants, 38-21 (B)
2011	Giants, 27-24 (NY)
2015	Giants, 24-10 (B)
2019	Bills, 28-14 (NY)
2023	Bills, 14-9 (B)

RS Pts.—Bills 262, Giants 242  
PS Pts.—Giants 20, Bills 19

\*Super Bowl XXV

CAROLINA VS. N.Y. GIANTS

RS: Series tied, 6-6  
PS: Panthers lead series, 1-0

1996	Panthers, 27-17 (C)
2003	Panthers, 37-24 (NY)
2005	*Panthers, 23-0 (NY)
2006	Giants, 27-13 (C)
2008	Giants, 34-28 (NY) OT
2009	Panthers, 41-9 (NY)
2010	Giants, 31-18 (NY)
2012	Giants, 36-7 (C)
2013	Panthers, 38-0 (C)
2015	Panthers, 38-35 (NY)
2018	Panthers, 33-31 (C)
2021	Giants, 25-3 (NY)
2022	Giants, 19-16 (NY)

RS Pts.—Panthers 299, Giants 288  
PS Pts.—Panthers 23, Giants 0

\*NFC First-Round Playoff

CHICAGO VS. N.Y. GIANTS

RS: Bears lead series, 31-22-2  
PS: Bears lead series, 5-3

1925	Bears, 19-7 (NY)
	Giants, 9-0 (C)
1926	Bears, 7-0 (C)
1927	Giants, 13-7 (NY)
1928	Bears, 13-0 (C)
1929	Giants, 26-14 (C)
	Giants, 34-0 (NY)
	Giants, 14-9 (C)
1930	Giants, 12-0 (C)
	Bears, 12-0 (NY)
1931	Bears, 6-0 (C)
	Bears, 12-6 (NY)
	Giants, 25-6 (C)
1932	Bears, 28-8 (NY)
	Bears, 6-0 (C)

1933	Bears, 14-10 (C)
	Giants, 3-0 (NY)
	*Bears, 23-21 (C)
1934	Bears, 27-7 (C)
	Bears, 10-9 (NY)
	*Giants, 30-13 (NY)
1935	Bears, 20-3 (NY)
	Giants, 3-0 (C)
1936	Bears, 25-7 (NY)
1937	Tie, 3-3 (NY)
1939	Giants, 16-13 (NY)
1940	Bears, 37-21 (NY)
1941	*Bears, 37-9 (C)
1942	Bears, 26-7 (NY)
1943	Bears, 56-7 (NY)
1946	Giants, 14-0 (NY)
	*Bears, 24-14 (NY)
1948	Bears, 35-14 (C)
1949	Giants, 35-28 (NY)
1956	Tie, 17-17 (NY)
	*Giants, 47-7 (NY)
1962	Giants, 26-24 (C)
1963	*Bears, 14-10 (C)
1965	Bears, 35-14 (NY)
1967	Bears, 34-7 (C)
1969	Giants, 28-24 (NY)
1970	Bears, 24-16 (NY)
1974	Bears, 16-13 (C)
1977	Bears, 12-9 (NY) OT
1985	**Bears, 21-0 (C)
1987	Bears, 34-19 (C)
1990	**Giants, 31-3 (NY)
1991	Bears, 20-17 (C)
1992	Giants, 27-14 (C)
1993	Giants, 26-20 (C)
1995	Bears, 27-24 (NY)
2000	Giants, 14-7 (C)
2004	Bears, 28-21 (NY)
2006	Bears, 38-20 (NY)
2007	Giants, 21-16 (C)
2010	Giants, 17-3 (NY)
2013	Bears, 27-21 (C)
2016	Giants, 22-16 (NY)
2018	Giants, 30-27 (NY) OT
2019	Bears, 19-14 (NY)
2020	Bears, 17-13 (CHI)
2021	Bears, 29-3 (CHI)
2022	Giants, 20-12 (NY)

RS Pts.—Bears 973, Giants 772  
PS Pts.—Giants 162, Bears 142

\*NFL Championship  
\*\*NFC Divisional Playoff

**CINCINNATI VS. N.Y. GIANTS**

RS: Bengals lead series, 6-4

1972	Bengals, 13-10 (C)
1977	Bengals, 30-13 (C)
1985	Bengals, 35-30 (C)
1991	Bengals, 27-24 (C)
1994	Giants, 27-20 (NY)
1997	Giants, 29-27 (NY)
2004	Bengals, 23-22 (C)
2008	Giants, 26-23 (NY) OT
2012	Bengals, 31-13 (C)
2016	Giants, 21-10 (NY)
2020	Giants, 19-17 (NY)

RS Pts.—Bengals 266, Giants 234

**CLEVELAND VS. N.Y. GIANTS**

RS: Browns lead series, 27-21-2  
PS: Series tied, 1-1

1950	Giants, 6-0 (C)
	Giants, 17-13 (NY)
	*Browns, 8-3 (C)
1951	Browns, 14-13 (C)
	Browns, 10-0 (NY)
1952	Giants, 17-9 (C)
	Giants, 37-34 (NY)
1953	Browns, 7-0 (NY)
	Browns, 62-14 (C)
1954	Browns, 24-14 (C)

1955	Browns, 16-7 (NY)
	Browns, 24-14 (C)
	Tie, 35-35 (NY)
1956	Giants, 21-9 (C)
	Browns, 24-7 (NY)
1957	Browns, 6-3 (C)
	Browns, 34-28 (NY)
1958	Giants, 21-17 (C)
	Giants, 13-10 (NY)
	*Giants, 10-0 (NY)
1959	Giants, 10-6 (C)
	Giants, 48-7 (NY)
1960	Giants, 17-13 (C)
	Browns, 48-34 (NY)
1961	Giants, 37-21 (C)
	Tie, 7-7 (NY)
1962	Browns, 17-7 (C)
	Giants, 17-13 (NY)
1963	Browns, 35-24 (NY)
	Giants, 33-6 (C)
1964	Browns, 42-20 (C)
	Browns, 52-20 (NY)
1965	Browns, 38-14 (NY)
	Browns, 34-21 (C)
1966	Browns, 28-7 (NY)
	Browns, 49-40 (C)
1967	Giants, 38-34 (NY)
	Browns, 24-14 (C)
1968	Browns, 45-10 (C)
1969	Browns, 28-17 (C)
	Giants, 27-14 (NY)
1973	Browns, 12-10 (C)
1977	Browns, 21-7 (NY)
1985	Browns, 35-33 (NY)
1991	Giants, 13-10 (NY)
1994	Giants, 16-13 (C)
2000	Giants, 24-3 (C)
2004	Giants, 27-10 (NY)
2008	Browns, 35-14 (C)
2012	Giants, 41-27 (NY)
2016	Giants, 27-13 (C)
2020	Browns, 20-6 (NY)

RS Pts.—Browns 1,108, Giants 947  
PS Pts.—Giants 13, Browns 8

\*Conference Playoff

**DALLAS VS. N.Y. GIANTS**

RS: Cowboys lead series, 75-47-2  
PS: Giants lead series, 1-0

1960	Tie, 31-31 (NY)
1961	Giants, 31-10 (D)
	Cowboys, 17-16 (NY)
1962	Giants, 41-10 (D)
	Giants, 41-31 (NY)
1963	Giants, 37-21 (NY)
	Giants, 34-27 (D)
1964	Tie, 13-13 (D)
	Cowboys, 31-21 (NY)
1965	Cowboys, 31-2 (D)
	Cowboys, 38-20 (NY)
1966	Cowboys, 52-7 (D)
	Cowboys, 17-7 (NY)
1967	Cowboys, 38-24 (D)
1968	Giants, 27-21 (D)
	Cowboys, 28-10 (NY)
1969	Cowboys, 25-3 (D)
1970	Cowboys, 28-10 (D)
	Giants, 23-20 (NY)
1971	Cowboys, 20-13 (D)
	Cowboys, 42-14 (NY)
1972	Cowboys, 23-14 (NY)
	Giants, 23-3 (D)
1973	Cowboys, 45-28 (D)
	Cowboys, 23-10 (New Haven)
1974	Giants, 14-6 (D)
	Cowboys, 21-7 (New Haven)
1975	Cowboys, 13-7 (NY)
	Cowboys, 14-3 (D)
1976	Cowboys, 24-14 (NY)
	Cowboys, 9-3 (D)
1977	Cowboys, 41-21 (D)
	Cowboys, 24-10 (NY)
1978	Cowboys, 34-24 (NY)

1979 Cowboys, 24-3 (D)  
Cowboys, 16-14 (NY)  
Cowboys, 28-7 (D)

1980 Cowboys, 24-3 (D)  
Giants, 38-35 (NY)

1981 Cowboys, 18-10 (D)  
Giants, 13-10 (NY) OT

1983 Cowboys, 28-13 (D)  
Cowboys, 38-20 (NY)

1984 Giants, 28-7 (NY)  
Giants, 19-7 (D)

1985 Cowboys, 30-29 (NY)  
Cowboys, 28-21 (D)

1986 Cowboys, 31-28 (D)  
Giants, 17-14 (NY)

1987 Cowboys, 16-14 (NY)  
Cowboys, 33-24 (D)

1988 Giants, 12-10 (D)  
Giants, 29-21 (NY)

1989 Giants, 30-13 (D)  
Giants, 15-0 (NY)

1990 Giants, 28-7 (D)  
Giants, 31-17 (NY)

1991 Cowboys, 21-16 (D)  
Giants, 22-9 (NY)

1992 Cowboys, 34-28 (NY)  
Cowboys, 30-3 (D)

1993 Cowboys, 31-9 (D)  
Cowboys, 16-13 (NY) OT

1994 Cowboys, 38-10 (D)  
Giants, 15-10 (NY)

1995 Cowboys, 35-0 (NY)  
Cowboys, 21-20 (D)

1996 Cowboys, 27-0 (D)  
Giants, 20-6 (NY)

1997 Giants, 20-17 (NY)  
Giants, 20-7 (D)

1998 Cowboys, 31-7 (NY)  
Cowboys, 16-6 (D)

1999 Giants, 13-10 (NY)  
Cowboys, 26-18 (D)

2000 Giants, 19-14 (NY)  
Giants, 17-13 (D)

2001 Giants, 27-24 (NY) OT  
Cowboys, 20-13 (D)

2002 Giants, 21-17 (D)  
Giants, 37-7 (NY)

2003 Cowboys, 35-32 (NY) OT  
Cowboys, 19-3 (D)

2004 Giants, 26-10 (D)  
Giants, 28-24 (NY)

2005 Cowboys, 16-13 (D) OT  
Giants, 17-10 (NY)

2006 Giants, 36-22 (D)  
Cowboys, 23-20 (NY)

2007 Cowboys, 45-35 (D)  
Cowboys, 31-20 (NY)  
\*Giants, 21-17 (D)

2008 Giants, 35-14 (NY)  
Cowboys, 20-8 (D)

2009 Giants, 33-31 (D)  
Giants, 31-24 (NY)

2010 Giants, 41-35 (D)  
Cowboys, 33-20 (NY)

2011 Giants 37-34 (D)  
Giants 31-14 (NY)

2012 Cowboys, 24-17 (NY)  
Giants, 29-24 (D)

2013 Cowboys, 36-31 (D)  
Cowboys, 24-21 (NY)

2014 Cowboys, 31-21 (D)  
Cowboys, 31-28 (NY)

2015 Cowboys, 27-26 (D)  
Giants, 27-20 (NY)

2016 Giants, 20-19 (D)  
Giants, 10-7 (NY)

2017 Cowboys, 19-3 (D)  
Cowboys, 30-10 (NY)

2018 Cowboys, 20-13 (D)  
Cowboys, 35-36 (NY)

2019 Cowboys, 35-17 (D)

Cowboys, 37-18 (NY)  
Cowboys, 37-34 (D)  
Giants, 23-19 (NY)

2021 Cowboys, 44-20 (D)  
Cowboys, 21-6 (NY)

2022 Cowboys, 23-16 (NY)  
Cowboys, 28-20 (D)

2023 Cowboys, 40-0 (NY)  
Cowboys, 49-17 (D)  
**RS Pts. — Cowboys 2,887, Giants 2,351**  
**PS Pts. — Giants 21, Cowboys 17**

\*NFC Divisional Playoff

**DENVER VS. N.Y. GIANTS**

**RS: Broncos lead series, 7-6**  
**PS: Giants lead series, 1-0**

1972 Giants, 29-17 (NY)

1976 Broncos, 14-13 (D)

1980 Broncos, 14-9 (NY)

1986 Giants, 19-16 (NY)  
\*Giants, 39-20 (Pasadena)

1989 Giants, 14-7 (D)

1992 Broncos, 27-13 (D)

1998 Giants, 20-16 (NY)

2001 Broncos, 31-20 (D)

2005 Giants, 24-23 (NY)

2009 Broncos, 26-6 (D)

2013 Broncos, 41-23 (NY)

2017 Giants, 23-10 (D)

2021 Broncos, 27-13 (D)  
**RS Pts. — Broncos 269, Giants 226**  
**PS Pts. — Giants 39, Broncos 20**

\*Super Bowl XXI

**\*DETROIT VS. N.Y. GIANTS**

**RS: Lions leads series, 24-21-1**  
**PS: Lions lead series, 1-0**

1930 Giants, 19-6 (P)

1931 Spartans, 14-6 (P)  
Giants, 14-0 (NY)

1932 Spartans, 7-0 (P)  
Spartans, 6-0 (NY)  
Spartans, 17-7 (P)  
Giants, 13-10 (NY)

1934 Lions, 9-0 (D)

1935 \*\*Lions, 26-7 (D)

1936 Giants, 14-7 (NY)  
Lions, 38-0 (D)  
Lions, 17-0 (NY)

1937 Lions, 18-14 (D)

1939 Giants, 20-13 (NY)

1941 Tie, 0-0 (D)

1943 Giants, 35-14 (NY)

1945 Lions, 35-7 (D)

1947 Lions, 45-21 (NY)

1949 Lions, 27-16 (NY)

1953 Giants, 24-19 (D)

1955 Giants, 19-17 (D)

1958 Giants, 17-14 (NY)

1962 Lions, 26-3 (D)

1964 Lions, 30-7 (NY)

1967 Lions, 24-0 (D)

1969 Lions, 30-16 (D)

1972 Lions, 20-19 (D)

1974 Giants, 24-10 (NY)

1976 Giants, 13-6 (D)

1977 Lions, 15-9 (D)

1978 Giants, 30-10 (NY)  
Giants, 13-10 (D) OT

1989 Giants, 24-14 (NY)

1990 Giants, 20-0 (NY)

1994 Lions, 28-25 (NY) OT

1996 Giants, 35-7 (D)

1997 Giants, 26-20 (D) OT

2000 Lions, 31-21 (NY)

2004 Lions, 28-13 (NY)

2007 Giants, 16-10 (D)

2010 Giants, 28-20 (NY)

2013 Giants, 23-20 (D) OT

2014 Lions, 35-14 (D)

2016 Giants, 17-6 (NY)

2017 Lions, 24-10 (NY)

2019 Lions, 31-26 (D)

2022 Lions, 31-18 (NY)

**RS Pts.—Lions 819, Giants 696**  
**PS Pts.—Lions 26, Giants 7**

\*Franchise in Portsmouth prior to 1934 and known as the Spartans  
 \*\*NFL Championship

**GREEN BAY VS. N.Y. GIANTS**

**RS: Packers lead series, 29-25-2**  
**PS: Packers lead series, 5-3**

1928	Giants, 6-0 (GB)
	Packers, 7-0 (NY)
1929	Packers, 20-6 (NY)
1930	Packers, 14-7 (GB)
	Giants, 13-6 (NY)
1931	Packers, 27-7 (GB)
	Packers, 14-10 (NY)
1932	Packers, 13-0 (GB)
	Giants, 6-0 (NY)
1933	Giants, 10-7 (Mil)
	Giants, 17-6 (NY)
1934	Packers, 20-6 (Mil)
	Giants, 17-3 (NY)
1935	Packers, 16-7 (GB)
1936	Packers, 26-14 (NY)
1937	Giants, 10-0 (NY)
1938	Giants, 15-3 (NY)
	*Giants, 23-17 (NY)
1939	*Packers, 27-0 (Mil)
1940	Giants, 7-3 (NY)
1942	Tie, 21-21 (NY)
1943	Packers, 35-21 (NY)
1944	Giants, 24-0 (NY)
	*Packers, 14-7 (NY)
1945	Packers, 23-14 (NY)
1947	Tie, 24-24 (NY)
1948	Giants, 49-3 (Mil)
1949	Giants, 30-10 (GB)
1952	Packers, 17-3 (NY)
1957	Giants, 31-17 (GB)
1959	Giants, 20-3 (NY)
1961	Packers, 20-17 (Mil)
	*Packers, 37-0 (GB)
1962	*Packers, 16-7 (NY)
1967	Packers, 48-21 (NY)
1969	Packers, 20-10 (Mil)
1971	Giants, 42-40 (GB)
1973	Packers, 16-14 (New Haven)
1975	Packers, 40-14 (Mil)
1980	Giants, 27-21 (NY)
1981	Packers, 27-14 (NY)
	Packers, 26-24 (Mil)
1982	Packers, 27-19 (NY)
1983	Giants, 27-3 (NY)
1985	Packers, 23-20 (GB)
1986	Giants, 55-24 (NY)
1987	Giants, 20-10 (NY)
1992	Giants, 27-7 (NY)
1995	Packers, 14-6 (GB)
1998	Packers, 37-3 (NY)
2001	Packers, 34-25 (NY)
2004	Giants, 14-7 (GB)
2007	Packers, 35-13 (NY)
	**Giants, 23-20 (GB) OT
2010	Packers 45-17 (GB)
2011	Packers, 38-35 (NY)
	***Giants, 37-20 (GB)
2012	Giants, 38-10 (NY)
2013	Giants, 27-13 (NY)
2016	Packers, 23-16 (GB)
	****Packers, 38-13 (GB)
2019	Packers, 31-13 (NY)
2022	Giants, 27-22 (London)
2023	Giants, 24-22 (NY)

**RS Pts.—Packers 1,021, Giants 1,004**  
**PS Pts.—Packers 189, Giants 110**

\*NFL Championship  
 \*\*NFC Championship Game  
 \*\*\*Divisional Playoff  
 \*\*\*\*Wild Card

**HOUSTON VS. N.Y. GIANTS**

**RS: Giants lead series, 5-1**

2002	Texans, 16-14 (H)
2006	Giants, 14-10 (NY)
2010	Giants, 34-10 (H)

2014	Giants, 30-17 (NY)
2018	Giants, 27-22 (H)
2022	Giants, 24-16 (NY)

**RS Pts.—Giants 143, Texans 91**

**INDIANAPOLIS VS. N.Y. GIANTS**

**RS: Colts lead series, 10-7**  
**PS: Colts lead series, 2-0**

1954	Colts, 20-14 (B)
1955	Giants, 17-7 (NY)
1958	Giants, 24-21 (NY)
	**Colts, 23-17 (NY) OT
1959	**Colts, 31-16 (B)
1963	Giants, 37-28 (B)
1968	Colts, 26-0 (NY)
1971	Colts, 31-7 (NY)
1975	Colts, 21-0 (NY)
1979	Colts, 31-7 (NY)
1990	Giants, 24-7 (I)
1993	Giants, 20-6 (NY)
1999	Colts, 27-19 (NY)
2002	Giants, 44-27 (I)
2006	Colts, 26-21 (NY)
2010	Colts, 38-14 (I)
2014	Colts, 40-24 (NY)
2018	Colts, 28-27 (I)
2022	Giants, 38-10 (NY)

**RS Pts.—Colts 394, Giants 337**  
**PS Pts.—Colts 54, Giants 33**

\*Franchise in Baltimore prior to 1984  
 \*\*NFL Championship

**JACKSONVILLE VS. N.Y. GIANTS**

**RS: Series tied, 4-4**

1997	Jaguars, 40-13 (J)
2000	Giants, 28-25 (NY)
2002	Giants, 24-17 (NY)
2006	Jaguars, 26-10 (J)
2010	Giants 24-20 (NY)
2014	Jaguars, 25-24 (J)
2018	Jaguars, 20-15 (NY)
2022	Giants, 23-17

**RS Pts.—Jaguars 190, Giants 161**

**KANSAS CITY VS. N.Y. GIANTS**

**RS: Giants lead series, 11-4**

1974	Giants, 33-27 (KC)
1978	Giants, 26-10 (NY)
1979	Giants, 21-17 (KC)
1983	Chiefs, 38-17 (KC)
1984	Giants, 28-27 (NY)
1988	Giants, 28-12 (NY)
1992	Giants, 35-21 (NY)
1995	Chiefs, 20-17 (KC) OT
1998	Giants, 28-7 (NY)
2001	Giants, 13-3 (KC)
2005	Giants, 27-17 (NY)
2009	Giants, 27-16 (KC)
2013	Chiefs, 31-7 (KC)
2017	Giants, 12-9 (NY) OT
2021	Chiefs, 20-7 (KC)

**RS Pts.—Giants 326, Chiefs 275**

**\*LOS ANGELES CHARGERS VS. N.Y. GIANTS**

**RS: Chargers lead series, 8-5**

1971	Giants, 35-17 (NY)
1975	Giants, 35-24 (NY)
1980	Chargers, 44-7 (SD)
1983	Chargers, 41-34 (NY)
1986	Giants, 20-7 (NY)
1989	Giants, 20-13 (SD)
1995	Chargers, 27-17 (NY)
1998	Giants, 34-16 (SD)
2005	Chargers, 45-23 (SD)
2009	Chargers, 21-20 (NY)
2013	Chargers, 37-14 (SD)
2017	Chargers, 27-22 (NY)
2021	Chargers, 37-21 (LA)

**RS Pts.—Chargers 356, Giants 302**

\*Franchise in San Diego from 1961 to 2016

**\*LOS ANGELES RAMS VS. N.Y. GIANTS**

**RS: Rams lead series, 28-16**  
**PS: Series tied, 1-1**

1938	Giants, 28-0 (NY)
1940	Rams, 13-0 (NY)
1941	Giants, 49-14 (NY)
1945	Rams, 21-17 (NY)

1946	Rams, 31-21 (NY)
1947	Rams, 34-10 (LA)
1948	Rams, 52-37 (NY)
1953	Rams, 21-7 (LA)
1954	Rams, 17-16 (NY)
1959	Giants, 23-21 (LA)
1961	Giants, 24-14 (NY)
1966	Rams, 55-14 (LA)
1968	Rams, 24-21 (LA)
1970	Rams, 31-3 (NY)
1973	Rams, 40-6 (LA)
1976	Rams, 24-10 (LA)
1978	Rams, 20-17 (NY)
1979	Giants, 20-14 (LA)
1980	Rams, 28-7 (NY)
1981	Giants, 10-7 (NY)
1983	Rams, 16-6 (NY)
1984	Rams, 33-12 (LA)
	**Giants, 16-13 (LA)
1985	Giants, 24-19 (NY)
1988	Rams, 45-31 (NY)
1989	Rams, 31-10 (LA)
	***Rams, 19-13 (NY) OT
1990	Giants, 31-7 (LA)
1991	Rams, 19-13 (NY)
1992	Rams, 38-17 (LA)
1993	Giants, 20-10 (NY)
1994	Rams, 17-10 (LA)
1997	Rams, 13-3 (StL)
1999	Rams, 31-10 (StL)
2000	Rams, 38-24 (NY)
2001	Rams, 15-14 (StL)
2002	Giants, 26-21 (StL)
2003	Giants, 23-13 (NY)
2005	Giants, 44-24 (NY)
2008	Giants, 41-13 (StL)
2011	Giants, 28-16 (NY)
2014	Giants 37-27 (StL)
2016	Giants 17-10 (London)
2017	Rams, 51-17 (NY)
2020	Rams, 17-9 (L.A.)
2023	Rams, 26-25 (NY)

**RS Pts.—Rams 1,031, Giants 832**

**PS Pts.—Rams 32, Giants 29**

\*Franchise in St. Louis from 1995 to 2015 and in Cleveland prior to 1946

\*\*NFC First-Round Playoff

\*\*\*NFC Divisional Playoff

#### MIAMI VS. N.Y. GIANTS

**RS: Giants lead series, 7-4**

1972	Dolphins, 23-13 (NY)
1990	Giants, 20-3 (NY)
1993	Giants, 19-14 (M)
1996	Giants, 17-7 (M)
2003	Dolphins, 23-10 (NY)
2007	Giants, 13-10 (London)
2011	Giants, 20-17 (NY)
2015	Giants, 31-24 (M)
2019	Giants, 36-20 (NY)
2021	Dolphins, 20-9 (M)
2023	Dolphins, 31-16 (M)

**RS Pts.—Giants 204, Dolphins 192**

#### MINNESOTA VS. N.Y. GIANTS

**RS: Vikings lead series, 18-10**

**PS: Giants lead series, 3-1**

1964	Vikings, 30-21 (NY)
1965	Vikings, 40-14 (M)
1967	Vikings, 27-24 (M)
1969	Giants, 24-23 (NY)
1971	Vikings, 17-10 (NY)
1973	Vikings, 31-7 (New Haven)
1976	Vikings, 24-7 (M)
1986	Giants, 22-20 (M)
1989	Giants, 24-14 (NY)
1990	Giants, 23-15 (NY)
1993	*Giants, 17-10 (NY)
1994	Vikings, 27-10 (NY)
1996	Giants, 15-10 (NY)
1997	*Vikings, 23-22 (NY)
1999	Vikings, 34-17 (NY)
2000	**Giants, 41-0 (NY)
2001	Vikings, 28-16 (M)
2002	Giants, 27-20 (M)

2003	Giants, 29-17 (M)
2004	Giants, 34-13 (M)
2005	Vikings, 24-21 (NY)
2007	Vikings, 41-17 (NY)
2008	Vikings, 20-19 (M)
2009	Vikings, 44-7 (M)
2010	***Giants, 21-3 (M)
2013	Giants, 23-7 (NY)
2015	Vikings, 49-17 (M)
2016	Vikings, 24-10 (M)
2019	Vikings, 28-10 (NY)
2022	Vikings, 27-24 (M)
	*Giants, 31-24 (M)
2024	Vikings, 28-6 (NY)

**RS Pts.—Vikings 685, Giants 499**

**PS Pts.—Giants 111, Vikings 57**

\*NFC First-Round Playoff

\*\*NFC Championship

\*\*\*Game played in Detroit, MI.

#### \*NEW ENGLAND VS. N.Y. GIANTS

**RS: Patriots lead series, 7-5**

**PS: Giants lead series, 2-0**

1970	Giants, 16-0 (B)
1974	Patriots, 28-20 (New Haven)
1987	Giants, 17-10 (NY)
1990	Giants, 13-10 (NE)
1996	Patriots, 23-22 (NY)
1999	Patriots, 16-14 (NE)
2003	Patriots, 17-6 (NE)
2007	Patriots, 38-35 (NY)
	**Giants, 17-14 (Arizona)
2011	Giants, 24-20 (NE)
	***Giants, 21-17 (Indianapolis)
2015	Patriots, 27-26 (NY)
2019	Patriots, 35-14 (NE)
2023	Giants, 10-7 (NY)

**RS Pts.—Patriots 231, Giants 217**

**PS Pts.—Giants 38, Patriots 31**

\*Franchise in Boston prior to 1971

\*\*Super Bowl XLIII \*\*\*Super Bowl XLVI

#### NEW ORLEANS VS. N.Y. GIANTS

**RS: Giants lead series, 17-15**

1967	Giants, 27-21 (NY)
1968	Giants, 38-21 (NY)
1969	Saints, 25-24 (NY)
1970	Saints, 14-10 (NO)
1972	Giants, 45-21 (NY)
1975	Giants, 28-14 (NY)
1978	Saints, 28-17 (NO)
1979	Saints, 24-14 (NO)
1981	Giants, 20-7 (NY)
1984	Saints, 10-3 (NY)
1985	Giants, 21-13 (NO)
1986	Giants, 20-17 (NY)
1987	Saints, 23-14 (NO)
1988	Giants, 13-12 (NO)
1993	Giants, 24-14 (NO)
1994	Saints, 27-22 (NO)
1995	Giants, 45-29 (NY)
1996	Saints 17-3 (NY)
1997	Giants, 14-9 (NY)
1999	Giants, 31-3 (NY)
2001	Giants, 21-13 (NY)
2003	Saints, 45-7 (NO)
2005	Giants, 27-10 (NY*)
2006	Saints, 30-7 (NY)
2009	Saints, 48-27 (NO)
2011	Saints, 49-24 (NO)
2012	Giants, 52-27 (NY)
2015	Saints, 52-49 (NO)
2016	Giants, 16-13 (NY)
2018	Saints, 33-18 (NY)
2021	Giants, 27-21 (NO)
2023	Saints, 24-6 (NO)

**RS Pts.—Giants 714, Saints 714**

**\*Saints home game**

#### N.Y. JETS VS. N.Y. GIANTS

**RS: Giants lead series, 8-6**

1970	Giants, 22-10 (NYJ)
1974	Jets, 26-20 (New Haven) OT
1981	Jets, 26-7 (NYG)
1984	Giants, 20-10 (NYJ)
1987	Giants, 20-7 (NYG)

1988 Jets, 27-21 (NYJ)  
 1993 Jets, 10-6 (NYG)  
 1996 Giants, 13-6 (NYJ)  
 1999 Giants, 41-28 (NYG)  
 2003 Giants, 31-28 (NYJ) OT  
 2007 Giants, 35-24 (NYG)  
 2011 Giants, 29-14 (NYJ)  
 2015 Jets, 23-20 (NYG) OT  
 2019 Jets, 34-27 (NYJ)  
 2023 Jets, 13-10 (NYG) OT

**RS Pts.—Giants 322, Jets 286**

**\*LAS VEGAS VS. N.Y. GIANTS**

**RS: Raiders lead series, 9-6**

1973 Raiders, 42-0 (O)  
 1980 Raiders, 33-17 (NY)  
 1983 Raiders, 27-12 (LA)  
 1986 Giants, 14-9 (LA)  
 1989 Giants, 34-17 (NY)  
 1992 Raiders, 13-10 (LA)  
 1995 Raiders, 17-13 (NY)  
 1998 Raiders, 20-17 (O)  
 2001 Raiders, 28-10 (NY)  
 2005 Giants, 30-21 (O)  
 2009 Giants, 44-7 (NY)  
 2013 Giants, 24-20 (NY)  
 2017 Raiders, 24-17 (O)  
 2021 Giants, 23-16 (NY)  
 2023 Raiders, 30-6 (LV)

**RS Pts.—Raiders 324, Giants 271**

\*Franchise in LA from 1982-1994 and Oakland from 1995-2019

**PHILADELPHIA VS. N.Y. GIANTS**

**RS: Eagles lead series, 90-86-2**

**PS: Eagles lead series, 3-2**

1933 Giants, 56-0 (NY)  
 Giants, 20-14 (P)  
 1934 Giants, 17-0 (NY)  
 Eagles, 6-0 (P)  
 1935 Giants, 10-0 (NY)  
 Giants, 21-14 (P)  
 1936 Eagles, 10-7 (P)  
 Giants, 21-17 (NY)  
 1937 Giants, 16-7 (P)  
 Giants, 21-0 (NY)  
 1938 Eagles, 14-10 (P)  
 Giants, 17-7 (NY)  
 1939 Giants, 13-3 (P)  
 Giants, 27-10 (NY)  
 1940 Giants, 20-14 (P)  
 Giants, 17-7 (NY)  
 1941 Giants, 24-0 (P)  
 Giants, 16-0 (NY)  
 1942 Giants, 35-17 (NY)  
 Giants, 14-0 (P)  
 1944 Eagles, 24-17 (NY)  
 Tie, 21-21 (P)  
 1945 Eagles, 38-17 (P)  
 Giants, 28-21 (NY)  
 1946 Eagles, 24-14 (P)  
 Giants, 45-17 (NY)  
 1947 Eagles, 23-0 (P)  
 Eagles, 41-24 (NY)  
 1948 Eagles, 45-0 (P)  
 Eagles, 35-14 (NY)  
 1949 Eagles, 24-3 (NY)  
 Eagles, 17-3 (P)  
 1950 Giants, 7-3 (NY)  
 Giants, 9-7 (P)  
 1951 Giants, 26-24 (NY)  
 Giants, 23-7 (P)  
 1952 Giants, 31-7 (P)  
 Eagles, 14-10 (NY)  
 1953 Eagles, 30-7 (P)  
 Giants, 37-28 (NY)  
 1954 Giants, 27-14 (NY)  
 Eagles, 29-14 (P)  
 1955 Eagles, 27-17 (P)  
 Giants, 31-7 (NY)  
 1956 Giants, 20-3 (NY)  
 Giants, 21-7 (P)  
 1957 Giants, 24-20 (P)  
 Giants, 13-0 (NY)  
 1958 Eagles, 27-24 (P)

Giants, 24-10 (NY)  
 1959 Eagles, 49-21 (P)  
 Giants, 24-7 (NY)  
 1960 Eagles, 17-10 (NY)  
 Eagles, 31-23 (P)  
 1961 Giants, 38-21 (NY)  
 Giants, 28-24 (P)  
 1962 Giants, 29-13 (P)  
 Giants, 19-14 (NY)  
 1963 Giants, 37-14 (P)  
 Giants, 42-14 (NY)  
 1964 Eagles, 38-7 (P)  
 Eagles, 23-17 (NY)  
 1965 Giants, 16-14 (P)  
 Giants, 35-27 (NY)  
 1966 Eagles, 35-17 (P)  
 Eagles, 31-3 (NY)  
 1967 Giants, 44-7 (NY)  
 1968 Giants, 34-25 (P)  
 Giants, 7-6 (NY)  
 1969 Eagles, 23-20 (NY)  
 1970 Giants, 30-23 (NY)  
 Eagles, 23-20 (P)  
 Eagles, 23-7 (P)  
 Eagles, 41-28 (NY)  
 1972 Giants, 27-12 (P)  
 Giants, 62-10 (NY)  
 1973 Tie, 23-23 (NY)  
 Eagles, 20-16 (P)  
 1974 Eagles, 35-7 (P)  
 Eagles, 20-7 (New Haven)  
 1975 Giants, 23-14 (P)  
 Eagles, 13-10 (NY)  
 1976 Eagles, 20-7 (P)  
 Eagles, 10-0 (NY)  
 1977 Eagles, 28-10 (NY)  
 Eagles, 17-14 (P)  
 1978 Eagles, 19-17 (NY)  
 Eagles, 20-3 (P)  
 1979 Eagles, 23-17 (P)  
 Eagles, 17-13 (NY)  
 1980 Eagles, 35-3 (P)  
 Eagles, 31-16 (NY)  
 1981 Eagles, 24-10 (NY)  
 Giants, 20-10 (P)  
 \*Giants, 27-21 (P)  
 1982 Giants, 23-7 (NY)  
 Giants, 26-24 (P)  
 1983 Eagles, 17-13 (NY)  
 Giants, 23-0 (P)  
 1984 Giants, 28-27 (NY)  
 Eagles, 24-10 (P)  
 1985 Giants, 21-0 (NY)  
 Giants, 16-10 (P) OT  
 1986 Giants, 35-3 (NY)  
 Giants, 17-14 (P)  
 1987 Giants, 20-17 (P)  
 Giants, 23-20 (NY) OT  
 1988 Eagles, 24-13 (P)  
 Eagles, 23-17 (NY) OT  
 1989 Eagles, 21-19 (P)  
 Eagles, 24-17 (NY)  
 1990 Giants, 27-20 (NY)  
 Eagles, 31-13 (P)  
 1991 Eagles, 30-7 (P)  
 Eagles, 19-14 (NY)  
 1992 Eagles, 47-34 (NY)  
 Eagles, 20-10 (P)  
 1993 Giants, 21-10 (NY)  
 Giants, 7-3 (P)  
 1994 Giants, 28-23 (NY)  
 Giants, 16-13 (P)  
 1995 Eagles, 17-14 (NY)  
 Eagles, 28-19 (P)  
 1996 Eagles, 19-10 (NY)  
 Eagles, 24-0 (P)  
 1997 Giants, 31-17 (NY)  
 Giants, 31-21 (P)  
 1998 Giants, 20-0 (NY)  
 Giants, 20-10 (P)  
 1999 Giants, 16-15 (NY)



2000	Giants, 23-17 (P) OT
	Giants, 33-18 (P)
	Giants, 24-7 (NY)
	**Giants, 20-10 (NY)
2001	Eagles, 10-9 (NY)
	Eagles, 24-21 (P)
2002	Eagles, 17-3 (P)
	Giants, 10-7 (NY) OT
2003	Eagles, 14-10 (NY)
	Eagles, 28-10 (P)
2004	Eagles, 31-17 (P)
	Eagles, 27-6 (NY)
2005	Giants, 27-17 (NY)
	Giants, 26-23 (P) OT
2006	Giants, 30-24 (P) OT
	Eagles, 36-22 (NY)
	*Eagles, 23-20 (P)
2007	Giants, 16-3 (NY)
	Giants, 16-13 (P)
2008	Giants, 36-31 (P)
	Eagles, 20-14 (NY)
	**Eagles, 23-11 (NY)
2009	Eagles, 40-17 (P)
	Eagles, 45-38 (NY)
2010	Eagles, 27-17 (P)
	Eagles, 38-31 (NY)
2011	Giants, 29-16 (P)
	Eagles, 17-10 (NY)
2012	Eagles, 19-17 (P)
	Giants, 42-7 (NY)
2013	Eagles, 36-21 (NY)
	Giants, 15-7 (P)
2014	Eagles, 27-0 (P)
	Eagles, 34-26 (NY)
2015	Eagles, 27-7 (P)
	Eagles, 35-30 (NY)
2016	Giants, 28-23 (NY)
	Eagles, 24-19 (P)
2017	Eagles, 27-24 (P)
	Eagles, 34-29 (NY)
2018	Eagles, 34-13 (NY)
	Eagles, 25-22 (P)
2019	Eagles, 23-17 (P)
	Eagles, 34-17 (NY)
2020	Eagles, 22-21 (P)
	Giants, 27-17 (NY)
2021	Giants, 13-7 (NY)
	Eagles, 34-10 (P)
2022	Eagles, 48-22 (NY)
	Eagles, 22-16 (P)
	**Eagles, 38-7 (P)
2023	Eagles, 33-25 (P)
	Giants, 27-10 (NY)

RS Pts.—Eagles 3,501, Giants 3,492  
 PS Pts.—Giants 82, Eagles 115

\*NFC First-Round Playoff \*\*NFC Divisional Playoff

**\*PITTSBURGH VS. N.Y. GIANTS**

RS: Giants lead series, 44-31-3

1933	Giants, 23-2 (P)
	Giants, 27-3 (NY)
1934	Giants, 14-12 (P)
	Giants, 17-7 (NY)
1935	Giants, 42-7 (P)
	Giants, 13-0 (NY)
1936	Pirates, 10-7 (P)
1937	Giants, 10-7 (P)
	Giants, 17-0 (NY)
1938	Giants, 27-14 (P)
	Pirates, 13-10 (NY)
1939	Giants, 14-7 (P)
	Giants, 23-7 (NY)
1940	Tie, 10-10 (P)
	Giants, 12-0 (NY)
1941	Giants, 37-10 (P)
	Giants, 28-7 (NY)
1942	Steelers, 13-10 (P)
	Steelers, 17-9 (NY)
1945	Giants, 34-6 (P)
	Steelers, 21-7 (NY)
1946	Giants, 17-14 (P)
	Giants, 7-0 (NY)
1947	Steelers, 38-21 (NY)

1948	Steelers, 24-7 (P)
	Giants, 34-27 (NY)
	Steelers, 38-28 (P)
1949	Steelers, 28-7 (P)
	Steelers, 21-17 (NY)
1950	Giants, 18-7 (P)
	Steelers, 17-6 (NY)
1951	Tie, 13-13 (P)
	Giants, 14-0 (NY)
1952	Steelers, 63-7 (P)
1953	Steelers, 24-14 (P)
	Steelers, 14-10 (NY)
1954	Giants, 30-6 (P)
	Giants, 24-3 (NY)
1955	Steelers, 30-23 (P)
	Steelers, 19-17 (NY)
1956	Giants, 38-10 (NY)
	Giants, 17-14 (P)
1957	Giants, 35-0 (NY)
	Steelers, 21-10 (P)
1958	Giants, 17-6 (NY)
	Steelers, 31-10 (P)
1959	Giants, 21-16 (P)
	Steelers, 14-9 (NY)
1960	Giants, 19-17 (P)
	Giants, 27-24 (NY)
1961	Giants, 17-14 (P)
	Giants, 42-21 (NY)
1962	Giants, 31-27 (P)
	Steelers, 20-17 (NY)
1963	Steelers, 31-0 (P)
	Giants, 33-17 (NY)
1964	Steelers, 27-24 (P)
	Steelers, 44-17 (NY)
1965	Giants, 23-13 (P)
	Giants, 35-10 (NY)
1966	Giants, 35-10 (NY)
	Giants, 35-10 (NY)
1967	Giants, 27-24 (P)
	Giants, 27-24 (P)
1968	Giants, 27-24 (P)
1969	Giants, 10-7 (NY)
	Giants, 21-17 (P)
1971	Steelers, 17-13 (P)
1976	Steelers, 27-0 (NY)
1985	Giants, 28-10 (NY)
1991	Giants, 23-20 (P)
1994	Steelers, 10-6 (NY)
2000	Giants, 30-10 (NY)
2004	Steelers, 33-30 (NY)
2008	Giants, 21-14 (P)
2012	Giants, 21-14 (P)
2016	Steelers, 24-14 (P)
2020	Steelers, 24-14 (P)

RS Pts.—Giants 1,530, Steelers 1,320  
 \*Steelers known as Pirates prior to 1940

**SAN FRANCISCO VS. N.Y. GIANTS**

RS: 49ers lead series, 18-17  
 PS: Series tied, 4-4

1952	Giants, 23-14 (NY)
1956	Giants, 38-21 (SF)
1957	49ers, 27-17 (NY)
1960	Giants, 21-19 (SF)
1963	Giants, 48-14 (NY)
1968	49ers, 26-10 (NY)
1972	Giants, 23-17 (SF)
1975	Giants, 26-23 (SF)
1977	Giants, 20-17 (NY)
1978	Giants, 27-10 (NY)
1979	Giants, 32-16 (NY)
1980	49ers, 12-0 (SF)
1981	49ers, 17-10 (SF)
	*49ers, 38-24 (SF)
1984	49ers, 31-10 (NY)
	*49ers, 21-10 (SF)
1985	**Giants, 17-3 (NY)
1986	Giants, 21-17 (SF)
	*Giants, 49-3 (NY)
1987	49ers, 41-21 (NY)
1988	49ers, 20-17 (NY)
1989	49ers, 34-24 (SF)
1990	49ers, 7-3 (SF)

	***Giants, 15-13 (SF)
1991	Giants, 16-14 (NY)
1992	49ers, 31-14 (NY)
1993	*49ers, 44-3 (SF)
1995	49ers, 20-6 (SF)
1998	49ers, 31-7 (SF)
2002	49ers, 16-13 (NY)
	**49ers, 39-38 (SF)
2005	Giants, 24-6 (SF)
2007	Giants, 33-15 (NY)
2008	Giants, 29-17 (NY)
2011	49ers, 27-20 (SF)
	***Giants 20-17 (OT)
2012	Giants, 26-3 (SF)
2014	49ers, 16-10 (NY)
2015	Giants, 30-27 (NY)
2017	49ers, 31-21 (SF)
2018	Giants, 27-23 (SF)
2020	49ers, 36-9 (NY)
2023	49ers, 30-12 (SF)

**RS Pts.—49ers 726, Giants 688**  
**PS Pts.—49ers 178, Giants 176**

\*NFC Divisional Playoff  
 \*\*NFC First-Round Playoff  
 \*\*\*NFC Championship

**SEATTLE VS. N.Y. GIANTS**

**RS: Seahawks lead, 11-10**

1976	Giants, 28-16 (NY)
1980	Giants, 27-21 (S)
1981	Giants, 32-0 (S)
1983	Seahawks, 17-12 (NY)
1986	Seahawks, 17-12 (S)
1989	Giants, 15-3 (NY)
1992	Giants, 23-10 (NY)
1995	Seahawks, 30-28 (S)
2001	Giants, 27-24 (NY)
2002	Giants, 9-6 (NY)
2005	Seahawks, 24-21 (S) OT
2006	Seahawks, 42-30 (S)
2008	Giants, 44-6 (NY)
2010	Giants, 41-7 (S)
2011	Seahawks, 36-25 (NY)
2013	Seahawks, 23-0 (NY)
2014	Seahawks, 38-17 (S)
2017	Seahawks, 24-7 (NY)
2020	Giants, 17-12 (S)
2022	Seahawks, 27-13 (S)
2023	Seahawks, 24-3 (NYG)

**RS Pts.—Giants 431, Seahawks 407**

**TAMPA BAY VS. N.Y. GIANTS**

RS: Giants lead series, 15-9

PS: Giants lead series, 1-0

1977	Giants, 10-0 (TB)
1978	Giants, 19-13 (TB)
	Giants, 17-14 (NY)
1979	Giants, 17-14 (NY)
	Buccaneers, 31-3 (TB)
1980	Buccaneers, 30-13 (TB)
1984	Giants, 17-14 (NY)
	Buccaneers, 20-17 (TB)
1985	Giants, 22-20 (NY)
1991	Giants, 21-14 (TB)
1993	Giants, 23-7 (NY)
1997	Buccaneers, 20-8 (NY)
1998	Buccaneers, 20-3 (TB)
1999	Giants, 17-13 (TB)
2003	Buccaneers, 19-13 (TB)
2006	Giants, 17-3 (NY)
2007	*Giants, 24-14 (TB)
2009	Giants, 24-0 (TB)
2012	Giants, 41-34 (NY)
2015	Giants, 32-18 (TB)
2017	Buccaneers, 25-23 (TB)
2018	Giants, 38-35 (NY)
2019	Giants, 32-31 (TB)
2020	Buccaneers, 25-23 (NY)
2021	Buccaneers, 30-10 (TB)

RS Pts.—Giants 460, Buccaneers 450

PS Pts.—Giants 24, Buccaneers 14

\*NFC First-Round Playoff

**\*TENNESSEE VS. N.Y. GIANTS**

RS: Series tied, 6-6

1973	Giants, 34-14 (NY)
1982	Giants, 17-14 (NY)
1985	Giants, 35-14 (H)
1991	Giants, 24-20 (NY)
1994	Giants, 13-10 (H)
1997	Oilers, 10-6 (T)
2000	Titans, 28-14 (T)
2002	Titans, 32-29 (NY) OT
2006	Titans, 24-21 (T)
2010	Titans, 29-10 (NY)
2014	Giants, 36-7 (T)
2018	Titans, 17-0 (NY)
2022	Giants, 21-20 (T)

**RS Pts.—Giants 260, Titans 239**

\*Franchise in Houston prior to 1997; known as Oilers prior to 1999

**\*WASHINGTON VS. N.Y. GIANTS**

**RS: Giants lead series, 107-71-5**

**PS: Series tied, 1-1**

1932	Braves, 14-6 (B)
	Tie, 0-0 (NY)
1933	Washington, 21-20 (B)
	Giants, 7-0 (NY)
1934	Giants, 16-13 (B)
	Giants, 3-0 (NY)
1935	Giants, 20-12 (B)
	Giants, 17-6 (NY)
1936	Giants, 7-0 (B)
	Washington, 14-0 (NY)
1937	Washington, 13-3 (W)
	Washington, 49-14 (NY)
1938	Giants, 10-7 (W)
	Giants, 36-0 (NY)
1939	Tie, 0-0 (W)
	Giants, 9-7 (NY)
1940	Washington, 21-7 (W)
	Giants, 21-7 (NY)
1941	Giants, 17-10 (W)
	Giants, 20-13 (NY)
1942	Giants, 14-7 (W)
	Washington, 14-7 (NY)
1943	Giants, 14-10 (NY)
	Giants, 31-7 (W)
	**Washington, 28-0 (NY)
1944	Giants, 16-13 (NY)
	Giants, 31-0 (W)
1945	Washington, 24-14 (NY)
	Washington, 17-0 (W)
1946	Washington, 24-14 (W)
	Giants, 31-0 (NY)
1947	Washington, 28-20 (W)
	Giants, 35-10 (NY)
1948	Washington, 41-10 (W)
	Washington, 28-21 (NY)
1949	Giants, 45-35 (W)
	Giants, 23-7 (NY)
1950	Giants, 21-17 (W)
	Giants, 24-21 (NY)
1951	Giants, 35-14 (W)
	Giants, 28-14 (NY)
1952	Giants, 14-10 (W)
	Washington, 27-17 (NY)
1953	Washington, 13-9 (W)
	Washington, 24-21 (NY)
1954	Giants, 51-21 (W)
	Giants, 24-7 (NY)
1955	Giants, 35-7 (NY)
	Giants, 27-20 (W)
1956	Washington, 33-7 (W)
	Giants, 28-14 (NY)
1957	Giants, 24-20 (W)
	Washington, 31-14 (NY)
1958	Giants, 21-14 (W)
	Giants, 30-0 (NY)
1959	Giants, 45-14 (NY)
	Giants, 24-10 (W)
1960	Tie, 24-24 (NY)
	Giants, 17-3 (W)
1961	Giants, 24-21 (W)
	Giants, 53-0 (NY)
1962	Giants, 49-34 (NY)
	Giants, 42-24 (W)

1963	Giants, 24-14 (W) Giants, 44-14 (NY)	1995	Giants, 24-15 (W) Giants, 20-13 (NY)
1964	Giants, 13-10 (NY) Washington, 36-21 (W)	1996	Washington, 31-10 (NY) Washington, 31-21 (W)
1965	Washington, 23-7 (NY) Giants, 27-10 (W)	1997	Tie, 7-7 (W) OT Giants, 30-10 (NY)
1966	Giants, 13-10 (NY) Washington, 72-41 (W)	1998	Giants, 31-24 (NY) Washington, 21-14 (W)
1967	Washington, 38-34 (W)	1999	Washington, 50-21 (NY) Washington, 23-13 (W)
1968	Giants, 48-21 (NY) Giants, 13-10 (W)	2000	Washington, 16-6 (NY) Giants, 9-7 (W)
1969	Washington, 20-14 (W)	2001	Giants, 23-9 (NY) Washington, 35-21 (W)
1970	Giants, 35-33 (NY) Giants, 35-33 (NY)	2002	Giants, 19-17 (NY) Giants, 27-21 (W)
1971	Washington, 30-3 (NY) Washington, 23-7 (W)	2003	Giants, 24-21 (W) OT Washington, 20-7 (NY)
1972	Washington, 23-16 (NY) Washington, 27-13 (W)	2004	Giants, 20-14 (NY) Washington, 31-7 (W)
1973	Washington, 21-3 (New Haven) Washington, 27-24 (W)	2005	Giants, 36-0 (NY) Washington, 35-20 (W)
1974	Washington, 13-10 (New Haven) Washington, 24-3 (W)	2006	Giants, 19-3 (NY) Giants, 34-28 (W)
1975	Washington, 49-13 (W) Washington, 21-13 (NY)	2007	Giants, 24-17 (W) Washington, 22-10 (NY)
1976	Washington, 19-17 (W) Giants, 12-9 (NY)	2008	Giants, 16-7 (NY) Giants, 23-7 (W)
1977	Giants, 20-17 (NY) Giants, 17-6 (W)	2009	Giants, 23-17 (NY) Giants, 45-12 (W)
1978	Giants, 17-6 (NY) Washington, 16-13 (W) OT	2010	Giants, 31-7 (NY) Giants, 17-14 (W)
1979	Washington, 27-0 (W) Giants, 14-6 (NY)	2011	Washington, 28-14 (W) Washington, 23-10 (NY)
1980	Washington, 23-21 (NY) Washington, 16-13 (W)	2012	Giants, 27-23 (NY) Washington, 17-16 (W)
1981	Giants, 17-7 (W) Washington, 30-27 (NY) OT	2013	Giants, 24-17 (W) Giants, 20-6 (NY)
1982	Washington, 27-17 (NY) Washington, 15-14 (W)	2014	Giants, 45-14 (W) Giants, 24-13 (NY)
1983	Washington, 33-17 (NY) Washington, 31-22 (W)	2015	Giants, 32-21 (NY) Washington, 20-14 (W)
1984	Washington, 30-14 (W) Giants, 37-13 (NY)	2016	Washington, 27-19 (NY) Giants, 19-10 (W)
1985	Giants, 17-3 (NY) Washington, 23-21 (W)	2017	Washington, 20-10 (W) Washington, 18-10 (NY)
1986	Giants, 27-20 (NY) Giants, 24-14 (W) ***Giants, 17-0 (NY)	2018	Washington, 20-13 (NY) Giants, 40-16 (W)
1987	Washington, 38-12 (NY) Washington, 23-19 (W)	2019	Giants, 24-3 (NY) Giants, 41-35 (W)
1988	Giants, 27-20 (NY) Giants, 24-23 (W)	2020	Giants, 20-19 (NY) Giants, 23-20 (W)
1989	Giants, 27-24 (W) Giants, 20-17 (NY)	2021	Washington, 30-29 (W) Washington, 22-7 (NY)
1990	Giants, 24-20 (W) Giants, 21-10 (NY)	2022	Tied, 20-20 (NY) OT Giants, 20-12 (W)
1991	Washington, 17-13 (NY) Washington, 34-17 (W)	2023	Giants, 14-7 (NY) Giants, 31-19 (W)
1992	Giants, 24-7 (W) Washington, 28-10 (NY)	2024	Washington, 21-18 (W) RS Pts.—Giants 3,734, Washington 3,289 PS Pts.—Washington 28, Giants 17
1993	Giants, 41-7 (W) Giants, 20-6 (NY)		
1994	Giants, 31-23 (NY) Giants, 21-19 (W)		

**GIANTS NOTEBOOK**  
**BY MICHAEL EISEN**  
**NOVEMBER 29, 2024**

EAST RUTHERFORD, N.J. — Injury has been added to insult.

In addition to enduring another defeat yesterday in what has become a dispiriting season, the Giants suffered a spate of injuries, most notably on the defense line, that will almost certainly require roster reinforcements for the final five games.

First among the wounded is Dexter Lawrence, the Giants' best player, who suffered a dislocated left elbow in the third quarter of the 27-20 Thanksgiving Day loss to the Cowboys in Dallas. Though his arm was in a brace and a sling after the game, Lawrence expressed hope he would be able to play through the injury. The chances of that happening are slim.

"I would say that I anticipate it being long term injury, the rest of the season," coach Brian Daboll said today. "Still going to have to take a look at a few different things, but not very optimistic about it."

The two-time Pro Bowler was hurt on an otherwise routine play that began at the Cowboys' 30-yard line with 9:22 remaining in the third quarter. Dallas running back Rico Dowdle took a handoff from Cooper Rush and moved to his right. Lawrence was double-teamed by rookie center Cooper Beebe and guard Brock Hoffman. He managed to free his left arm, which he extended to impede Dowdle at the same time Bobby Okereke, who lined up directly behind Lawrence, moved up from his linebacker position. Lawrence was holding his arm straight out when Okereke collided with it, dislocating the elbow. Dowdle gained three yards.

"I overextended and Bobby came crashing down and it popped out of place," Lawrence said. "I looked at him and said, 'You just popped my elbow out of place.' And then I thought, 'I wonder if this is what shock feels like.'"

With Lawrence's season likely finished, the Giants have lost their best lineman on both offense and defense; left tackle Andrew Thomas underwent surgery after suffering a season-ending foot injury against Cincinnati on Oct. 13.

Lawrence wasn't the only defensive lineman hurt in the game. Rakeem Nunez-Roches joined Lawrence in the locker room in the second half after suffering a stinger. D.J. Davidson hurt his shoulder in the second quarter and left the game after playing only 10 snaps.

"Nacho (Nuñez-Roches) was pretty sore this morning," Daboll said. "So, he'll, obviously, have to go through and get a fair amount of treatment. How long or how short, I think that's too early to tell. (Davidson is) sore as well. We'll just take that day by day."

The injuries left second-year pro Jordan Riley and rookie free agent Elijah Chatman as the Giants' only healthy defensive tackles.

The Giants were down players from their front even before the carnage yesterday. The Giants lost nose tackle Armon Watts when he hurt his shoulder last Sunday against Tampa Bay. He was placed on injured reserve Wednesday. In addition, the Giants pass rushing outside linebacker Azeem Ojulari was placed on I.R. after hurting his toe vs. the Buccaneers. Ojulari and Brian Burns are tied for second on the team with 6.0 sacks.

Daboll was asked if the Giants will have to sign defensive linemen before hosting New Orleans on Dec. 8.

"There's definitely a chance of that," he said. "These guys are coming in here and getting looked at. We only had three guys out there with the second half. Davidson came down, Nacho and Dexter. So, we have Riley. He's been inactive for us. Again, we work with all our guys. We try to continue to improve them. If other guys aren't ready, then we're going to have to do a good job of bringing guys in and bringing up practice squad players and getting them ready to play."

The Giants have two defensive linemen, Casey Rogers and Jordan Murray, on their practice squad.

Lawrence leads the Giants with a career-high 9.0 sacks and 16 quarterback hits. He was one of the NFL's most dominant defensive players early in the season, recording all nine of his sacks in the first seven games, including 3.0 in a victory in Seattle. Led by Lawrence's constant harassment of quarterbacks, the Giants led the league with 35 sacks in their first eight games. But they have just one in the four games since then, and Lawrence hasn't recorded a sack in any of the last five games.

"As a big guy inside he calls for a lot of attention, so that's a big loss for us," Burns said. "But, more importantly, I'm worried about his well-being."

Lawrence is a dominant and vocal presence on the field and in the locker room. With his likely absence, long-snapper Casey Kreiter and Okereke are the Giants' only 2024 captains still active with the team. They began the season with five elected captains, but Lawrence and Thomas are injured, and quarterback Daniel Jones was released last week. He signed with the Minnesota Vikings.

"Dex is our leader," Okereke said. "When he's healthy and back on the field, we're a much better team."

It appears that will not happen until 2025.

\*The injuries were not limited to the defense. Rookie tight end Theo Johnson hurt his foot in the game and Daboll said, "This one's probably going to be a long term one as well." Perhaps season ending? "I think there's potential of that," Daboll said. "We are going to get a few more tests, but I definitely think there's a there's a potential of that."

Johnson, a fourth-round draft choice from Penn State, is fourth on the team and first among non-wide receivers with 29 receptions for 331 yards, including a 35-yard touchdown against Washington.

\*Daboll was not ready to say whether Tommy DeVito or Drew Lock will start at quarterback against the Saints. Lock made his first Giants start yesterday because DeVito was sidelined with a forearm injury. He completed 21 of 32 passes for 178 yards and led the team with 57 rushing yards, including an 8-yard touchdown. But Lock also threw an interception that was returned for a touchdown and lost a fumble that set up a Cowboys touchdown.

"We just got done watching this tape," Daboll said. "We'll see where we're at. We'll see where Tommy's at. We'll see where Drew's at. We'll make that decision today."

"We'll evaluate the two games that both of those guys played. I thought Drew did some good things yesterday. We got to, obviously, clean up the turnovers. Turnovers, the ones

that were seven points to the defense, and then back up when we get some points. We got to make sure we're taking care of the ball. Give our guys a chance down the field to make some plays."

**GIANTS NOTEBOOK**  
**BY MICHAEL EISEN**  
**NOVEMBER 27, 2024**

EAST RUTHERFORD, N.J. — Brian Daboll began his NFL coaching career with the New England Patriots in 2000, the year he participated in his first Thanksgiving Day game. The Patriots lost in Detroit, 30-9.

New England returned to Michigan on the holiday two years later and defeated the Lions, 20-12. Daboll has since coached in five more Turkey Day games with the Jets, Miami, Buffalo and the Giants, who lost in Dallas in his 2022 debut season as the team's head coach, 28-20. His teams are 3-4 on the fourth Thursday in November.

Tomorrow, the Giants will play the 17th Thanksgiving Day game in their history and their fifth in the Super Bowl era when they again face the Cowboys in AT&T Stadium.

"It's a privilege to play on Thanksgiving," Daboll said Tuesday. "I remember sitting there with my grandfather and watching the games on Thanksgiving when there's only a couple of them. But I've participated in this game on Thanksgiving in my career quite a bit. It's always a privilege."

The Giants hope to break several streaks when they tangle with their NFC East rivals. They have lost their last six games, their last seven to the Cowboys, and their last seven in Arlington, Texas. The Giants are also seeking their first Thanksgiving victory since 1982 when Hall of Famer Lawrence Taylor returned an interception 97 yards for the only touchdown in a 13-6 victory in Detroit. The Giants have lost their last four Turkey Day games, in 1992, 2009, 2017 and 2022.

Their most recent game was a 30-7 loss last Sunday to Tampa Bay in MetLife Stadium. Since then, they've limited their physical activity while ramping up their mental preparation, followed by a long flight to Dallas.

"Yeah, well, it's the schedule," Daboll said. "So go ahead and do everything we can do to be as prepared as we can be. ... It's always a little bit of a different schedule on short weeks. We'll do what we think is best. We've had a lot of walk-throughs. We've had a lot of meeting time. That's really all you can do to get yourself mentally prepared and physically you're not going to do a whole bunch just having played a game on Sunday."

Dallas won the first meeting of the season on Sept. 26 — also a Thursday — 20-15. Greg Joseph kicked five field goals for all the Giants' points. Neither quarterback who started that game will play in the rematch. The Giants benched and then — at his request — released Daniel Jones last week, while Dallas' Dak Prescott is out for the season after undergoing surgery to repair a torn hamstring.

The Giants promoted Tommy DeVito but his first game action of the season left him exceptionally sore, particularly in his right (throwing) forearm. If he can't play, Drew Lock will make his 2024 starting debut.

Cooper Rush has started the last three games for the Cowboys. He was Dallas' starter in Daboll's first defeat as the Giants' coach, 23-16 on Sept. 26, 2022. That was the middle game in a streak in which Rush became the 14th quarterback in NFL history to win his first five starts.

"He's doing a good job of getting the ball out quick," defensive coordinator Shane Bowen said. "They have some quick game in there that helps them. I'm sure they'll have some play action if they can get the run game going, which I fully expect them to try to do. He's good on his progressions. He's been able to find the open guys quickly and he's not holding onto it. It's a big challenge for us."

Dallas wideout CeeDee Lamb leads the NFL with 77 receptions and is second with 841 yards. Lamb has caught four or more passes in a league-record 44 consecutive games. He has 34 more catches than his nearest teammate, tight end Jay Ferguson, who has not practiced this week due to a concussion.

The Giants are the only NFL team that has not allowed an opposing 100-yard receiver this season. Despite his prolific numbers, Lamb has exceeded 100 yards just once; he gained 146 yards on 13 catches in a loss in San Francisco.

"He's a big-time playmaker for them, so they're going to find ways to get the ball in his hands," Bowen said, "whether it's in the passing game, whether it's in the backfield and they toss it to him and let him run or release him from the backfield on a jet sweep. We are going to have to do a good job locating him, knowing where he's at, because it's going to be in different spots throughout the game and the different ways they utilize him."

Linebacker Bobby Okereke said Dallas' offense has stayed largely the same, despite the quarterback change.

"They both like to get the ball out quick," Okereke said. "Maybe they're a little bit more run heavy with Cooper than they were with Dak. Maybe a couple of different wrinkles here and there, but they're both trying to get the ball out quick. They're both trying to get the ball to CeeDee. They have a good run game, they run jet sweeps, so I think they call it decently similar. When Dak's in there, he's got more freedom to take shots down the field. I think Cooper's running that offense efficiently."

The Cowboys are an interesting team. They won in Washington on Sunday, 34-26, to end a five-game losing streak and improve to 4-7. But they've had an extraordinary and miserable turnaround at home since the Giants visited AT&T last Nov. 12. A December victory against Detroit stretched their home winning streak to 16 games. In the 2023 regular season, the Cowboys were 8-0 at home. Since then, Dallas has lost six consecutive home games, including one in the playoffs, by an average of 22.3 points. Their point differential at home this year is a franchise-record minus-118, the third worst in history through a team's first five games. The Cowboys have trailed by 20+ points in each of those games.

At 2-9, the Giants can't worry about anyone else's problems. They're trying to right their own ship.

"Nobody's happy with where we're at," Daboll said. "But look, we've got a positive mindset. We've got to get ready. You control the things you can control, which is this week. But I've said this before, I got a good appreciation for the people in the building."

He'll have much more if they can produce a Thanksgiving Day victory.

\*The Giants are 7-6-3 on Thanksgiving but have played on the holiday just five times since 1938. They are 1-4 in the Super Bowl era on Thanksgiving, including 0-2 in Dallas.

The Giants first played on Thanksgiving in 1926, their second year of existence, when they defeated the Brooklyn Lions, 17-0. After a two-year hiatus, they played a Thanksgiving Day game every season from 1929-38. They did not play again on Thanksgiving until 1982.

\*This will be the Giants' 17th Thanksgiving game, the NFL's sixth-highest total. It's also their 17th road game, the most by any team without ever having a home game. Only Green Bay (35) and Chicago (28 tomorrow) have played more Thanksgiving games as visitors.

\*Detroit is first in Turkey Day games (85th tomorrow), followed by Dallas (57th tomorrow). Jacksonville is the only current team that has not played on Thanksgiving.

\*The Cowboys are 33-22-1 on Thanksgiving (second-most wins behind Detroit, 37) and have won the last two (the Giants in 2022, Washington last year). Dallas' last Thanksgiving win without Dak Prescott as the starting quarterback was in 2013 vs the Raiders with Tony Romo.

\*The Giants are playing two Thursday games in the same season for the fourth time in their history; the other seasons were 1936, 1939 and 1937. They have lost their last nine games played on Thursday, when they are 15-16-3 overall, including their loss to the Cowboys in September. Their last Thursday victory was on Sept. 24, 2015, vs. Washington (32-21). The Giants most recently won a Thursday road game on Sept. 25, 2014, a 45-14 triumph in Washington.

\*Malik Nabers' 67 receptions are an NFL record for a player in his first nine career games. He also has the fourth-highest total in a player's first 10 games. Should he catch five passes tomorrow, the top two could be former LSU wideouts selected by the Giants in the first round of the NFL Draft 10 years apart:

**MOST RECEPTIONS / FIRST 10 CAREER GAMES**

Odell Beckham Jr.	71
Brock Bowers	70
Puka Nacua	69
Malik Nabers	67 (through 9 games)
Saquon Barkley	64

Nabers is on pace for 112 receptions, which would break the NFL rookie record of 105 set last season by Nacua. Bowers, the Las Vegas Raiders' tight end, is also on pace to break to set the record.

\*Nabers' 7.4 receptions per game are the second-most by a rookie since 1970. Only Beckham in 2014 had more (7.6).

\*The Giants have not held a lead in their last six games, a franchise single-season record.

\*The Giants are one of five teams that has not scored 30 points in a game this season, joining Cleveland, Las Vegas, the Jets and New England.

\* Quarterback Tommy DeVito (right forearm) and defensive back Tae Banks (rib) are questionable for tomorrow's game.

Offensive lineman Jermaine Eluemunor (quad) and defensive lineman Armon Watts (shoulder) have been declared out of the game.

DeVito, Eluemunor and Watts will not accompany the team to Dallas. DeVito is anticipated to arrive in Dallas later today.

"I think I'm still trying process this and what's best for the team, what's best for me and

then make a decision on that going forward," he said. "I'm confident in my ability, a lot of good football ahead, and I'm excited for that.

"I think you handle it and move on and accept it. I'm good and understand. I'm looking forward to the next step and trying to do what I can to help the team."

\*Kayvon Thibodeaux will play Sunday for the first time since Oct. 6 and with Brian Burns and Azeez Ojulari, the latter two who are tied for second on the team with 6.0 sacks. Thibodeaux had 2.0 sacks before a wrist injury that required surgery sidelined him for five games. Ojulari recorded 5.0 sacks in Thibodeaux's absence. The Giants now have three productive edge rushers for two spots.

"It's a good problem to have," defensive coordinator Shane Bowen said. "Obviously, with Azeez coming on and the impact he's been able to have for us, he's earned the opportunity to play. So, it's really good getting Kayvon back out there, seeing him going back through it, kind of see where it progresses with him this week, see where we're at come Sunday. But optimistic with him, and we'll see where it goes. But it's a good problem to have."

\*The Giants again had full participation at practice with four players working on a limited basis: defensive lineman Dexter Lawrence (knee), safety Tyler Nubin (back), wide receiver Bryce Ford-Wheaton (Achilles), and linebacker Darius Muasau (hamstring).

\*Thibodeaux, officially in his 21-day window for return from injured reserve, was one of six players listed as full participants along with wide receiver Darius Slayton (concussion), tight end Theo Johnson (back), guard Greg Van Roten (abdomen), cornerback Dru Phillips (hip) and linebacker Matt Adams (knee).

**GIANTS NOTEBOOK**  
**BY MICHAEL EISEN**  
**NOVEMBER 26, 2024**

EAST RUTHERFORD, N.J. — Neither Tommy DeVito nor Brian Daboll could say definitively today that the quarterback will be healthy enough to start the Giants' Thanksgiving Day game in Dallas.

The second-year quarterback was added to the injury report with a right (throwing) forearm injury and would have been limited had the Giants had a full-scale workout instead of a walk-through. Backup Drew Lock took some first-team reps in case he must start against the Cowboys.

DeVito was hurt Sunday in the Giants' 30-7 loss to the Tampa Bay Buccaneers. He was replaced by Lock for one fourth-quarter play after having the wind knocked out of him when he was hit by defensive lineman Calijah Kancey. But he is uncertain if that's when he was injured.

"I don't really remember a specific play," he said. "It's kind of just adding up all the hits."

DeVito was not on the injury report yesterday, when Daboll said he was "hopeful" DeVito would play in Dallas.

DeVito added clarity to the situation today, when he made his first public comments since his postgame press conference.

"My whole body's kind of sore," said DeVito, who completed 21 of 31 passes and rushed for 32 yards against the Buccaneers, his first action of the season. "First time playing in a while, took a couple shots. It's not even 48 hours, so things are still kind of just settling in."

DeVito was asked about Thursday.

"The plan is to play, yeah," he said. "We'll see how I feel tomorrow. Hopefully, wake up feeling a little bit better after I get some more treatment today. Looking forward to tomorrow."

But DeVito conceded he felt worse today than he did yesterday.

"I think that's my whole body," he said. "Even my neck is pretty stiff. It's kind of the same thing."

Daboll spoke to reporters about DeVito between the team's two walkthroughs.

"His forearm is sore, and we'll see where we're at," Daboll said. "We had a walkthrough right before this. It is sore, so we'll see where we're at here."

"He threw in the walkthrough. I wouldn't say it's timing or a lot of depth to it or velocity to it, but he was throwing in the walkthrough. He's going to test it out here today in practice in another walkthrough. So, I'm hopeful, but it's not 100 percent."

DeVito didn't test his arm during the hour-long workout, in which the players wear no pads or helmets.

"I mean, it's a walkthrough," he said. "We don't really throw intently or urgently or anything like that, so I wasn't able to get a great gauge of that, but tomorrow I will."

The team will travel to Dallas tomorrow following another walkthrough.

Does DeVito think he can throw at full velocity?

"We'll see," he said. "I'm not sure. I haven't really tested it. I'm kind of still just recovering. It's like a bruise. You don't want to aggravate it too much."

Daboll learned something was up with his quarterback this morning when he walked onto the field for the first walk-through.

"He was out there with a sleeve," Daboll said. "I'm like, 'You good?' 'Yeah, I'll be good. I'm a little sore here'. So, I just got it right now. It was sore today."

"He was sore from the game naturally playing, but it just bothered him a little bit. And right before I got out here, we were talking about it, and I was talking to the trainers about it."

A six-year veteran, Lock has 23 career starts with Denver and Seattle. His most recent start was on Dec. 18, 2023, when he completed 22 of 33 passes for 208 yards and one touchdown in leading the Seahawks to a 20-17 Monday night victory against Philadelphia.

Because of DeVito's injury, his role in today's walkthrough was unlike any he had filled in previous practices.

"More than zero reps (with the starters)," he said. "Got a couple of reps and taking it day-by-day. Always got to be ready. No matter the week, no matter what the situation is, you're going to go in there and play. My mindset didn't change this week, and we'll see how the rest of the week shakes out."

Lock has played 13 snaps in three games this season and completed four of nine passes for nine yards. But at least he got to experience a career first on Sunday — participating in one play and then returning immediately to the sideline.

"That was the first time in my career that that's happened," Lock said. "Head on in there and Tommy comes back in. It's strange. That's not something that normally happens. But again, that's what I'm here for."

He'll be here for a lot more than that if DeVito can't play Thursday.

\*The Giants placed outside linebacker Azeez Ojulari on injured reserve and claimed tight end Greg Dulcich off waivers from the Denver Broncos.

Ojulari injured his toe early in the Tampa Bay game and did not return. He played in all 11 games this season and started the five in which Kayvon Thibodeaux was sidelined. Ojulari had 6.0 sacks, tying him for second on the team with Brian Burns, three behind Dexter Lawrence. He had 28 tackles (12 solo) and 10 quarterback hits.

Dulcich, 6-4 and 245 pounds, was cut yesterday by the Broncos. He joined the team as a 2022 third-round draft choice from UCLA. In three seasons in Denver, he played in 16 games with 10 starts and caught 41 passes for 464 yards and two touchdowns. As a rookie, Dulcich had 33 receptions for 411 yards and both of his scores. This season, he played in



four games with three starts and caught five passes for 28 yards.

\*Tackle Jermaine Eluemunor and defensive lineman Armon Watts did not participate in the walkthroughs.

Eluemunor had played every snap this season before suffering a quad injury on the Giants' fourth offensive play Sunday. Despite the short week, he hopes to play in Dallas.

"I'm working, trust me, I'm working to be out there Thursday," Eluemunor said. "It's cool, playing on Thanksgiving, going against (defensive end) Micah) Parsons, one of the best in the league. I'm working to get up there and hopefully play against them.

"The short week is always a challenge, doesn't matter if you're hurt or you're healthy. ... I just need to work as hard as I can and hopefully get out there on Thursday. I'll play on one leg if I had to, but I also don't want to be in a position where it's hurting the team. If I'm at my best, I'll be out there and if it's not gonna affect the team, then I'll for sure be out there."

If he is not, Chris Hubbard will likely start in his place.

\*Evan Neal, the Giants' other starting tackle, was limited today with a hip injury.

"I'd say I'm optimistic that he should be ready to go," Daboll said. "It' a little bit harder, obviously, with not doing much. I think he should be ready to go."

## GIANTS NOTEBOOK

### BY MICHAEL EISEN

### NOVEMBER 25, 2024

EAST RUTHERFORD, N.J.- Brian Daboll was the Giants' voice and face of calm and purpose today after his players reacted with a torrent of emotions following yesterday's loss to the Tampa Bay Buccaneers. Several members of both the offense and defense vented their exasperations in the postgame locker room.

Daboll said the team played with good effort and was not "soft," as some players claimed after the 30-7 defeat, the Giants' sixth consecutive loss.

"Look, these guys put a lot of work into this, as does everybody involved, and certainly not something that we wanted yesterday," Daboll said on a Zoom meeting with reporters this morning. "We work hard every week to not have that happen, and that was a tough one. So, there's frustration that comes with it, understandable. And we communicate, I think we have good leadership in our locker room. I think we communicate on a daily basis. But certainly, a frustrating game, no question about it.

"When you lose a game like that, there's frustration. Certainly, you'd like to keep it in house. But you understand them, and I've been doing this for a while. There's conversations that you have to have if comments like that are made. I respect the opinions of the players and of the coaches. We'll work as hard as we can to get this fixed."

Daboll rejected the notion that the players are not listening to him as closely as they should, and said their comments resulted from frustration.

"I feel good about our communication with the players, with the coaches," Daboll said. "Certainly not happy about the results but I expect a lot from those guys, and they should expect a lot from me. And again, there's a good communication process. But when you lose like that, it's a frustrating thing.

"I thought our guys played hard. Go back and evaluated the tape. There were certain plays that you want back. We talked about some of the missed tackles that happened. Offensively, some of the negative plays, particularly in the first half. ... But the guys played hard, they played with effort. Just didn't do enough."

The Giants have a short week to make improvements; they play Thanksgiving Day in Dallas against a Cowboys team that broke a five-game losing streak with a victory in Washington.

The third-year coach was asked what he would say to people who believe, "the team kind of quit with the performance that they put out there." Daboll reiterated it was the quality of the team's play that was the issue, not the effort that went into it.

"We evaluated the tape this morning," Daboll said. "Look, we didn't play well enough. Some things, whether it's execution stuff, call stuff, that we just didn't get the job done. But in terms of running to the football, giving effort at the line of scrimmage, those didn't stand out. What stands out was three sacks early in the first half, 0-for-four on third down, a variety of missed tackles that caused some big plays. And the missed tackles weren't lack-of-effort missed tackles. Give Tampa Bay credit. They did a good job, and we didn't do a good enough job."

The game was decided in the first half, which ended with the Buccaneers holding a 23-0

lead. In those two quarters, Tampa Bay enjoyed sizeable advantages in total yards (290-45), first downs (17-3, and time of possession (19:57-10:03).

The Giants have not won, or even held a lead, since their 29-20 victory in Seattle on Oct. 6. So, it's not surprising that Daboll was asked if he must change something – anything – in a short week or stay the course because he is confident in his processes.

"It's a great question, he said. "Again, I believe in what we do. Obviously, the results have not shown themselves. I believe in the people, and we'll continue to work as hard as we can. But certainly, you think about things that you need to change or whether it's plays, whatever it may be, you're always thinking what can you do to do better. And obviously there's a lot of things we can do better."

The Giants are averaging an NFL-low 14.8 points-per-game and are last with a 38.7 red zone touchdown percentage (12 of 31; Dallas is 31st at 42.9%). Following the game, Daboll cited red zone deficiencies as one of the reasons they faced an uphill climb yesterday. The Giants were one-for-three, though their last foray inside the 20-yard line occurred on the game's last two plays. On the first possession of the third quarter, running back Tyrone Tracy lost a fumble on the Bucs' 5-yard line.

Defensively, the Giants did not register a sack for the second time in three games, gave up 156 yards and four touchdowns on the ground, and couldn't prevent Baker Mayfield from completing 24 of 30 passes.

So, how do you avoid the frustration that Daboll spoke of?

"I think you go through the tape; you make the corrections," he said. "It's not all going to be perfect, no question about it. But you tag certain plays that you want improvement, whatever area that is, technique, chase the ball, whatever that may be. It wasn't up to our standard in terms of overall execution of play, but there wasn't a lot of guys that were not giving effort. We looked at that with a fine tooth comb this morning.

"You get ready to play another game, obviously on Thanksgiving. You go through the things you got to get better at, and you show confidence in your players and your staff, and you make adjustments that you need to make. I've got a lot of confidence in the guys in that locker room and would say we have good communication. We're going to work to do everything we can do to make it as good as we can."