

NEW ORLEANS SAINTS



2019 MEDIA GUIDE



SAINTS 2019 SEASON SCHEDULE

✚ PRESEASON			
Friday	August 9	Minnesota	7 pm
Sunday	August 18	at Los Angeles (AFC)	3 pm
Saturday	August 24	at New York (AFC)	6:30 pm
Thursday	August 29	Miami	7 pm
✚ REGULAR SEASON			
Monday	September 9	Houston	6:10 pm
Sunday	September 15	at Los Angeles (NFC)	3:25 pm
Sunday	September 22	at Seattle	3:25 pm
Sunday	September 29	Dallas	7:20 pm
Sunday	October 6	Tampa Bay	12 pm
Sunday	October 13	at Jacksonville	12 pm
Sunday	October 20	at Chicago	3:25 pm
Sunday	October 27	Arizona	12 pm
	November 3	Bye Week	
Sunday	November 10	Atlanta	12 pm
Sunday	November 17	at Tampa Bay	12 pm
Sunday	November 24	Carolina	12 pm
Thursday	November 28	at Atlanta	7:20 pm
Sunday	December 8	San Francisco	12 pm
Monday	December 16	Indianapolis	7:15 pm
Sunday	December 22	at Tennessee	12 pm
Sunday	December 29	at Carolina	12 pm
HOME GAMES IN BOLD ✚ ALL TIMES CENTRAL ✚ NEWORLEANS SAINTS.COM ✚ @SAINTS			

THANK YOU TO OUR 2019 PATRON SAINTS PARTNERS



Touching lives. Powering the future.

At Entergy, the communities we serve are the communities we call home. That's why we stay active and involved – because we know our responsibility reaches beyond the power grid. So, we invest in education and industry, while developing new solutions to power tomorrow. As a community, our successes fuel each other. We're all on a circuit. And together, we power life.

entergy.com



A message from Entergy Corporation ©2019 Entergy Services, LLC. All Rights Reserved.

TABLE OF CONTENTS

Staff Directory	3-4
Community Affairs	5-6
Youth Programs	7

OWNER 8-22

Benson New Orleans Saints Timeline	9-15
Owner Gayle Benson	16-19
President Dennis Lauscha	20-22

FOOTBALL 23-363

Exec. VP/GM Mickey Loomis	24-25
Head Coach Sean Payton	26-35
Assistant Coaches	36-74
Players	75-264
2019 Draft Picks	265-271
Undrafted/First-Year	272-281
Alphabetical Roster	282-283
Numerical Roster	284-285
How The Saints Were Built	286
2018 NFL Season In Review	288
2018 Final Statistics	289-292
2018 Game-By-Game Starters	293
2018 Game-By-Game Saints	294
2018 Game-By-Game Opponents	295
2018 Participation Report	296-297
2018 Team Superlatives	298
2018 Individual Superlatives	299
2018 Turnover Table	300
2018-19 Transactions Log	301-303
2018 Game-By-Game Review	304-341
Football Operations Staff	342-363

ADMINISTRATION 364-376

Staff	365-376
-------------	---------

RECORDS 377-420

Career Leaders	378-381
Yearly Leaders	382-392
Individual Records	393-402
Team Records	403-408
Two-Team Records	409
Consecutive Records	410
Big Games	411-415
Last Time	416-417
Individual Playoff Records	418-419
Team Playoff Records	420

HISTORY 421-568

Saints Timeline	422-434
Season Results	435-452
Year-by-Year Results	453-454
Series Records	455-461
Attendance Figures	462-463
Preseason Results	464-467
Preseason Records	467
Year-By-Year Statistics	468-518
Playoff Game Summaries	519-527
All-Time Roster	528-544
Pro Football Hall of Fame	545-548
NFL Honors	549-556
NFL Draft History	557-565
Saints In Prime Time	566
Saints/La. Sports Hall of Fame	567
Mercedes-Benz Superdome	568

2019 New Orleans Saints Media Guide

The media guide includes a compilation of information that has been gathered and preserved by members of the team's previous communications departments. Many Thanks to everyone who has helped prepare and preserve this information.

The 2019 Saints media guide was written and edited by the Saints communications staff

Executive Editor: Greg Bensel

Editor: Justin Macione

Editorial Assistance: Evan Meyers, Doug Miller, Davis Friend, Sam Fleming, Hannah Martin

Photography: Michael C. Hebert

Cover: Chad Vincent

Design and Layout: Emily Eaton – Highwire MC

Printing: Mele Printing

All information current as of June 20, 2019.

©Copyright, 2019. New Orleans Saints.



STAFF DIRECTORY

New Orleans Saints

Ochsner Sports Performance Center
5800 Airline Drive, Metairie, LA 70003

Telephone: (504) 733-0255 • **Ticket Office:** (504) 731-1700

Website: NewOrleansSaints.com

Home Stadium: Mercedes-Benz Superdome

Colors: Old Gold, Black, and White

Conference: National Football Conference (South Division)

EXECUTIVE

Gayle Benson Owner
Melissa Manwaring Sr. Exec. Asst. to the Owner
Melissa Hoang Personal Asst. to the Owner
Charles Vedros Personal Asst. to the Owner

FOOTBALL OPERATIONS

Mickey Loomis Exec. Vice President/General Manager
Khari Harby Vice President of Football Administration
Derek Stamnos Director of Operations
Debbie Gallagher Exec. Asst. to EVP/General Manager

Player Personnel

Jeff Ireland Asst. Gen. Manager/College Scouting Director
Terry Fontenot Director of Pro Scouting
Ryan Powell Pro Scout
Michael Parenton Pro Scout
Mike Baugh National Scout
Terry Wooden National Scout
Cody Rager National Scout
Scott Campbell Area Scout
Jon Sandusky Area Scout
Casey Talley Area Scout
Joey Vitt Jr. Area Scout
Mike DiJulio Area Scout
Paul Zimmer College Scouting Coordinator/Area Scout
Justin Matthews Pro Scouting Coordinator
Ryan Herman Football Research & Strategy
Matt Phillips Combine Scout
Joe Kemp Scouting Asst.
Ben Autin Football IT
Josh Sheetz Lead Systems Developer

Coaching

Sean Payton Head Coach
Dennis Allen Defensive Coordinator
Charles Byrd Asst. Strength & Conditioning
Dan Campbell Asst. Head Coach/Tight Ends
Pete Carmichael Offensive Coordinator
Ronald Curry Wide Receivers
Dan Darymple Head Strength & Conditioning
Declan Doyle Offensive Asst.
Phil Galiano Asst. Special Teams
Peter Giunta Sr. Defensive Asst.
Aaron Glenn Secondary
Michael Hodges Asst. Linebackers
Curtis Johnson Sr. Offensive Asst.
Joe Lombardi Quarterbacks
Ryan Nielsen Defensive Line
Mike Nolan Linebackers
Brendan Nugent Asst. Offensive Line
Kevin Petry Coaching Asst.
Darren Rizzi Special Teams Coordinator
Dan Roushar Offensive Line
Joel Thomas Running Backs
Leigh Torrence Defensive Asst.
Rob Wenning Asst. Strength & Conditioning

Michael Wilhoite Special Teams Asst.
D.J. Williams Offensive Asst.
Brian Young Pass Rush Specialist

Equipment

John Baumgartner Equipment Manager
Corey Gaudet Asst. Equipment Manager
Joel Gastright Equipment Asst.

Communications

Greg Benschel Sr. Vice President of Communications
Doug Miller Exec. Director of Football Communications
Doug Tatum Exec. Director of Digital Media
Justin Macione Director of Football Communications
Alex Restrepo Director of Social Media
Beth Blackburn Manager of Digital Platforms
Evan Meyers Football Communications Manager
Layne Murdoch Jr. Digital Media Video/Photo Manager
Jordy Spitalo Corporate Communications Manager
Davis Friend Football Communications Associate
John DeShazier Sr. Writer/Digital Media Contributor
Ashley Amoss Video Producer
Brendan Hassett Video Producer
Ben Johnson Video Producer
Andy Weilbaecher Digital Developer
Caroline Gonzalez Digital Media Coordinator
McKell Favrot Digital Media Content/
Partnership Manager
Leslie Gamboni Social Media Coordinator
Sam Shannon Digital Media Associate
Dan Simmons Alumni/Legends Development Coord.
Michael C. Hebert Director of Photography

Player Engagement

Fred McAfee Director of Player Engagement
Danny Lawless Director of Security

Athletic Training

Beau Lowery Director of Sports Medicine
Scottie Patton Head Athletic Trainer
Ben Stollberg Asst. Head Athletic Trainer
Jonathan Gress Director of Rehabilitation
Kevin Mangum Asst. Athletic Trainer
Jamie Meeks Director of Sports Nutrition

Medical Staff

Dr. John Amoss Team Physician
Dr. Larry "Chip" Bankston, Jr. Head Team Orthopedist
Dr. Michael Hartman Team Physician
Dr. W. Stephen Choate Team Physician

Video

Dave Desposito Video Director
Joe Alley Asst. Video Director
Tim Youngblood Video Asst.
Ben Martinez Video Asst.

STAFF DIRECTORY

ADMINISTRATION

Dennis Lauscha President
Jeanne Brown Exec. Asst. to the President

Marketing & Business Development

Ben Hales Sr. Vice President/Chief Operating Officer
Stephen Pate Exec. Director of Community and Governmental Affairs
Jessica Richardson Exec. Director of Marketing
Josh Richardson Exec. Director of Live Programming and Broadcasting
Ian Tigchelaar Sr. Director of Business/Marketing Operations
Ashley Deaton Sr. Director of Saintsatons
Sara Brignac Dance Team Manager
Frank DePizzo Director of Operations
Elicia Broussard Sheridan Director of Community Affairs
Austin Pasco Community Affairs/Youth Programs Manager
Keith Clavierie Manager of Creative Services
Chad Vincent Graphic Designer
James Crosbie Director of Production
Kyle Campbell Director of Gameday Entertainment
Shota Hashimoto Motion Graphics Manager
Jaimee Banks Motion Graphics Coordinator
Seth Lewis Motion Graphics Coordinator
Jon Mahody Shooter/Editor
Dan Askin Digital Marketing Manager
Josh Harris Operations Manager
Chris Payton Youth Programs Coordinator
Adam Fournier Youth Programs Coordinator

Sales

Michael Stanfield Sr. Vice President of Sales
Bryan Ross Exec. Director of Ticket Sales & Service
Matt Webb Exec. Director of Corporate Partnership Sales
Matt Dixon Director of Premium Seating
Ashley Thiedke Director of Premium Services
Kevin Ferguson Sr. Premium Seating Account Exec.
Brian Bean Premium Seating Account Exec.
Jonathan Gibson Premium Seating Account Exec.
Emile Maffei Premium Seating Account Exec.
Nick Batista Premium Sales Manager
Adam Begoun Premium Service Coordinator
Nicole Batista Premium Service Coordinator
Alex Schulte Sr. Director of Partnership Sales
Chase Atkinson Director of Partnership Sales
Kelly Batista Director of Partnership Marketing
Jenna Romig Parenton Director of Partnership Marketing
Erica Bernadas Sr. Manager Partnership Sales
Juan Aguilera Sr. Corporate Sales Account Exec.
David Adams Corporate Sales Account Exec.
Gerald Bridges Corporate Sales Account Exec.
Johnny Pizzo Corporate Sales Account Exec.
Chase Langdon Partnership Strategy Manager
Katie Krajcer Partnership Marketing Coordinator
Kaitlin Donahoe Partnership Marketing Coordinator
Virginia Pace Partnership Marketing Coordinator
Eavan Martin Partnership Marketing Coordinator
Megan Carroll Partnership Marketing Coordinator
Marshe' Washington Partnership Marketing Coordinator
Taylor Johnson Partnership Marketing Coordinator
Blair Positerry Partnership Creative Services Coordinator
Blake Simon Director of Ticket Service & Retention
Zac Cooper Season Ticket Sales Manager
Corey Garrity Sr. Service & Retention Acct. Exec.
Courtney Gros Sr. Service & Retention Acct. Exec.
Tim Gryzch Sr. Service & Retention Acct. Exec.

Stephanie Johnson Sr. Service & Retention Acct. Exec.
Mario Scarfalloto Sr. Service & Retention Acct. Exec.
Gena Boudreaux Season Ticket Account Manager
Blake Leonard Service & Retention Account Exec.
Roger Perryman Service & Retention Account Exec.
Charlene Brown Receptionist
Amanda Gullette Receptionist
Derrick James Director of Ticket Operations
Joe Chavis Ticket Operations & Parking Services Manager
Jonathan Pick Ticket Operations Coordinator
Angela Leon Ticket Administration Manager
Chris Guidry Director of Group Sales
Denton Hunter Schools Program Specialist
Jesse Nantz Sr. Group Sales Account Exec.
Chris Harpster Group Sales Account Exec.
DeAngelo Norris Group Sales Account Exec.
Lauren Sims Group Sales Account Exec.
Jordan Thomas Group Sales Account Exec.
Mariana Jerez Ticket Service Manager
Carrie Albright Season Ticket Account Exec.
Andrew Boylan Season Ticket Account Exec.
Kirk Cohen Season Ticket Account Exec.
Dustin Matherne Season Ticket Account Exec.
Jim Pollino Season Ticket Account Exec.
KeVon Powell Season Ticket Account Exec.
David Stern New Business Development Account Exec.
Philicia Douglas Inside Sales Manager
Molly Threeton Retention and Services Coordinator

Finance & Accounting

Ed Lang Sr. Vice President/CFO
Patrice Gunter Corporate Controller
Mallory Vedros Asst. Controller
Sheila Chimento Sr. Staff Accountant
Jay Romig Administrative Director
John Berfett Mail Clerk

Legal

Vicky Neumeyer Sr. Vice President/General Counsel
Matthew Sharpe Staff Attorney

Business Analytics

Ben Wang Exec. Director of Business Intelligence
Stephen Neal Business Analytics Analyst
Justin Loehn Business Intelligence Analyst
Kate McCabe Business Intelligence Manager

Human Resources

Pat McKinney Exec. Director of Human Resources
Mary Vinet Benefits Manager
Alyssa Hadden Human Resources Generalist
Shelley Bennett Payroll Manager

Information Technology

Jeff Huffman Sr. Director of IT Security & Administration
Jody Barber IT Director
Kevin Brewer IT/Applications Support Manager
Chris Chapital Desktop Support Specialist
Brock Orrett Desktop Support Specialist

Facilities

Terry Ashburn Facilities Director
Wade Vicknair Asst. Facilities Manager
Corey Rogers Grounds Superintendent
Gordon Duplessis Facilities Asst.
Michael Eiffert Facilities Asst.
Cody Vicknair Facilities Asst.



SAINTS IN THE COMMUNITY

The New Orleans Saints Community Affairs Department is committed to supporting the charitable efforts of our club's ownership, players, coaches and staff throughout the Gulf South region. This dedication to charitable causes and individuals in need was a defining trait of Tom Benson's 33-year tenure as Owner of the franchise and now that legacy carries on under the leadership of Gayle Benson. As a philanthropic force in the community, the club is committed to exercising its core beliefs and basic expectations of every member of the New Orleans Saints organization, defined by its participation in initiatives that will have a positive and lasting impact on the people in our community.

RESPONDING TO THE COMMUNITY IN TIMES OF CRISES

The relationship between the Saints and its fans is unique in the world of sports. The team has been the recipient of unqualified support from the community since its inception and welcomes the opportunity to give back - particularly in times of crisis. Following the devastation of Hurricanes Katrina and Rita, the Saints raised over \$1 million through the Saints Hurricane Katrina Relief Fund. In the wake of the 2010 Gulf Coast Oil Spill, the team raffled a Super Bowl XLIV ring, raising over \$1.5 million to aid charities and organizations that assisted victims of the spill.

When Louisiana residents suffered from widespread flooding and tornadoes in 2016, the Saints sprang into action with fundraising, volunteer efforts, and collected donations to support organizations that made the greatest impact including Second Harvest Food Bank of Greater New Orleans & Acadiana, Audubon Institute, United Way, Catholic Charities, American Red Cross, and the Greater New Orleans Foundation. Most recently, the club raised funds to benefit individuals impacted by Hurricane Harvey in 2017.

The Saints also will continue its commitment to prioritize efforts that build awareness and support for issues challenging the Gulf South by working to safeguard and promote our wetlands and energy production, as they are critical to our nation's future economic vitality.

SPECIAL ATTENTION TO YOUTH & EDUCATION

The Saints organization believes in the future of New Orleans and the Gulf South, and understands that our community's children are our greatest resource and hope for a stronger region. Our Community Affairs and Youth Programs Departments conduct and assist over 350 events and initiatives every year, focusing on the development and education of our children.

Throughout the year, Saints players, Legends, and staff visit schools and various community centers to stress the impor-

tance of education, physical fitness, nutrition, leadership development, character building and time management. The club partners with a variety of organizations including (but not limited to) Boys & Girls Clubs, Special Olympics, Boy and Girl Scouts, United Way, Make-A-Wish, NFL YET Center, Kingsley House, Teach for America, Youth Empowerment Project, and NORD.

SUPPORT AND IMPACT FOR THE ENTIRE COMMUNITY

While supporting youth and education is the club's primary focus, significant resources are also dedicated to enrich the lives of individuals in other areas of need. In its second year, the Saints 50/50 Charity Raffle's season total jackpot amounted to nearly \$1 million, allowing the organization to assist thousands of people across the Gulf South region through the works of the benefitting charities. Local and national non-profit organizations have received proceeds garnered via the club's annual Draft Super Boil to serve members of our community, as well as

the Saints 5K Kickoff Run (now the largest 5K in the state) which has raised nearly \$500,000. Saints ownership, executives, and staff members serve on numerous community organization boards, and partner with those entities to assist or co-develop appropriate programs with a plethora of organizations including (but not limited to) CADA of Greater New Orleans, American Heart Association, Second Harvest Food Bank, City Park of New Orleans, Saintsgiving at Dryades YMCA, Toys for Tots, Young Leadership Council, Rebuilding Together New Orleans, American Red Cross, Volunteers of America, United Negro College Fund, and Bridge House. Each year, millions of dollars are given back to the community by the Saints through the donation of cash, goods and services, media, and sponsorship.

Whether through financial support, in-kind donations, charitable appearances or just lending a helping hand, the New Orleans Saints are there to reciprocate the support the club has received from its community for 53 years.





SAINTS YOUTH PROGRAMS

The New Orleans Saints Youth Programs Department maintains an active presence in the community throughout the year, bringing National Football League excitement to children who may not have the opportunity to experience the thrill of a Saints football game in person. The Saints reach thousands of children through programs such as the Saints Play Football Experience Camps, Gatorade Junior Training Camps, the Saints Experience, the United Way Community Patrol Camps and the High School 7-on-7 Regional Tournament. The club is also highly involved with all of the NFL's youth football initiatives such as PLAY60, NFL FLAG, and PLAY FOOTBALL MONTH celebrations.


The Saints have continued to champion smarter and safer play for young athletes in partnership with USA FOOTBALL through the Heads Up Football program by hosting Player Safety Clinics, Player/Parent Camps and forums to further educate coaches, parents and players. Across the Gulf Coast, the Saints continue to fully fund Heads Up Football's enrollment fees for every high school in Alabama, Louisiana and Mississippi.

The Saints sponsor the Louisiana High School Athletic Association and are working closely with the LHSAA to implement the InSideOut Initiative in Louisiana. This

initiative is supported by the NFL Foundation and seeks to transform the current win-at-all-costs culture, where the value is defined by the win-loss record, to a culture that defines and promotes sports as a human growth experience that focuses on the intentional development of educational, social and emotional well-being of each student-athlete.

The club also honors area high school coaches through the Saints NFL High School Coach of the Week program, which provides \$1,000 to each coach's respective football programs. In addition, the Saints collaborate with corporate partners to conduct life skills presentations to high schools throughout the city. Topics such as education, work ethic, leadership, and character as well as post-graduation career opportunities are discussed.

The Youth Programs Department is influential in helping to secure thousands of dollars through the NFL Foundation via the Player Matching, Team and Grassroots Grants. Funding received from these grants are distributed to youth and high school football organizations and support field projects throughout the region. The Saints Youth Task Force meets to address issues facing today's youth football programs. These efforts positively impact the growth and direction of football for youngsters in the community.



OWNER

BENSON NEW ORLEANS SAINTS TIMELINE

Since Tom Benson purchased the Saints in 1985, the franchise was quickly transformed. Combining his passion for building a championship team with commitment to being a business leader and community citizen, the Saints reached the playoffs for the first time two seasons later. After marrying Gayle Benson in 2004, Mr. and Mrs. Benson continued to work to build a championship franchise on and off the field, culminating with the Saints capturing Super Bowl XLIV. With Mr. Benson passing in 2018, Mrs. Benson now looks to continue to uphold the high standards for the franchise that her husband set, providing the resources and guidance to allow the organization to reach new heights.

May 31, 1985

Tom Benson purchases New Orleans Saints from John Mecom Jr.

Jan. 14, 1986

Jim Finks is hired by Benson as president/general manager.

Jan. 28, 1986

Jim Mora is hired as head coach.

Dec. 27, 1987

With a 33-24 win over Green Bay, the Saints close out the regular season at 12-3, the franchise's first winning record and would go on to play in their first playoff game the following week.

Jan. 3, 1988


Saints play in their first playoff contest vs. Minnesota before 68,127 fans in the Superdome.

March 23, 1989

Tom Benson is named as chairman of the NFL's finance committee, the league's most influential committee. Benson would serve three terms before stepping down in 2013.


Dec. 22, 1991

In a 27-3 win at the Phoenix Cardinals, the Saints win their first division title in franchise history with an 11-5 record as the defense allowed 211 points, the fewest allowed in the NFL. Pat Swilling is named *Associated Press* NFL Defensive Player of the Year following a season where he had a club-record 17 sacks.



OWNER

BENSON NEW ORLEANS SAINTS TIMELINE

Dec. 26, 1992	The Saints close out a 12-4 regular season, where they gave up a league-low and club-record 202 points, also leading the NFL with 57 sacks, while surrendering only 15, the first time since 1977 a club led the league in both categories. All four starting linebackers, Rickey Jackson, Vaughan Johnson, Sam Mills and Swilling are among six Saints selected to the Pro Bowl.	
April 25, 1993	Saints draft eventual NFL Hall of Famer William Roaf in the first round with the eighth overall pick, following a deal to bring the eighth pick and a fourth round selection in exchange for Swilling.	
April 15, 1996	A state-of-the-art training facility is opened in Metairie, housing the entire Saints organization for the first time in club history, which would later be expanded with an indoor facility and is now called the Ochsner Sports Performance Center.	
Dec. 30, 2000	After winning the NFC West with a 10-6 record, the Saints record the franchise's first playoff win with a 31-28 victory over the St. Louis Rams at the Superdome.	
May 13, 2002	Mickey Loomis is promoted to General Manager.	
Oct. 29, 2004	Tom Benson marries the former Gayle Marie LaJaunie.	
Sept. 8, 2005	The New Orleans Saints Hurricane Katrina Relief Fund is launched, which would eventually distribute over \$1 million dollars to benefit causes in the Gulf South.	
Jan. 18, 2006	Sean Payton is hired as Head Coach.	
March 14, 2006	QB Drew Brees agrees to a five-year contract.	
Sept. 25, 2006	In the team's return to the Superdome following Hurricane Katrina, the Saints defeat the Atlanta Falcons 23-3 before a nationally televised audience.	
Jan. 13, 2007	The Saints defeat the Philadelphia Eagles 27-24 in the NFC Divisional Playoff round and advance to the Conference Championship for the first time.	
Oct. 26, 2008	The Saints played their first ever regular season game outside of the United States, defeating San Diego 37-32 at London's historical Wembley Stadium.	

- Jan. 6, 2009** Brees is named the AP 2008 NFL Offensive Player of the Year after he passed for 5,069 yards, 15 short of the NFL record at the time, while also tying for the league lead with 34 touchdown passes.
- April 30, 2009** Mr. Benson negotiates a lease extension with the State of Louisiana and the Saints through 2025, which resulted in extensive renovations to the Mercedes-Benz Superdome, the construction of Champions Square outside the stadium and the purchase of an adjacent office building renamed Benson Tower, which was put back into service at full occupancy to help revitalize the city's Central Business District.
- May 19, 2009** Led by Mr. Benson, the City of New Orleans is awarded Super Bowl XLVII, the fifth Super Bowl he would land for his hometown during his ownership tenure.
- Dec. 13, 2009** After their 26-23 win at Atlanta, the victory is the 13th of the year for 13-0 New Orleans, establishing a new club record.
- Jan. 24, 2010** With a 31-28 overtime win over the Minnesota Vikings in the NFC Championship, the Saints capture the first conference championship victory in team history.
- Feb. 6, 2010** Jackson becomes the first Saints player to spend the majority of his career with the club to be voted to the Pro Football Hall of Fame. Jackson would be presented by Mr. Benson for induction at the ceremony in Canton, Ohio on August 7.
- Feb. 7, 2010** Saints win Super Bowl XLIV, defeating Indianapolis 34-17 in South Florida. Brees was named the game's MVP after throwing three touchdown passes. The game attracted an average audience of 106.5 million U.S. viewers, making it the most watched Super Bowl at that time.
- June 24, 2010** In the wake of a catastrophic oil spill in the Gulf of Mexico, Mr. Benson and the Saints establish the Saints Gulf Coast Renewal Fund, which distributes over \$1.5 million to local charities.



BENSON NEW ORLEANS SAINTS TIMELINE

Aug. 9, 2010	The Super Bowl Champion Saints visit the White House.
Jan. 8, 2011	The Saints close their 2010 season with a Wild Card playoff loss at Seattle, although New Orleans qualified for the postseason in consecutive seasons for the first time since the 1990-92 campaigns.
Oct. 4, 2011	Mr. Benson announces a ten-year agreement with Mercedes-Benz USA to rename the club's renovated home stadium the Mercedes-Benz Superdome.
Jan. 1, 2012	Following a 45-17 win over divisional rival Carolina in the 2011 regular season finale, the Saints finish 13-3 for the second time in three seasons, winning the NFC South and set the NFL single-season record with 7,474 total net yards. Brees passes for 5,476 yards, an NFL record at the time and would be named the <i>AP</i> NFL Offensive Player of the Year for the second time.
Feb. 4, 2012	Roaf voted to the Pro Football Hall of Fame.
May 20, 2012	Dennis Lauscha is promoted by Mr. Benson to Team President.
June 15, 2012	Mr. Benson purchases the New Orleans Hornets NBA franchise, which he would rename and rebrand the New Orleans Pelicans in 2013.
Nov. 10, 2013	Jackson, Archie Manning and Roaf are the first three inductees into club's Ring of Honor on a Sunday evening when the Saints defeated the Dallas Cowboys 49-17 with the club setting an NFL record with 40 first downs and setting a club record with 625 total net yards.
Dec. 29, 2013	After a one-year absence from postseason play, the Saints clinch their fourth playoff berth in five years with a 42-17 win over Tampa Bay in the Mercedes-Benz Superdome.
Jan. 4, 2014	Saints win NFC Wild Card Playoff at Philadelphia, 26-24 for franchise's first road playoff win.
Sept. 2, 2014	A statue of Mr. Benson holding the Lombardi Trophy after the team's Super Bowl XLIV win makes it debut in Champions Square following a ceremonial unveiling before Mr. and Mrs. Benson, Saints executives and local dignitaries.

Dec. 21, 2015

During halftime of New Orleans' game against the Detroit Lions, Morten Andersen was inducted as the fourth member of the Saints Ring of Honor. He is the Saints' all-time leading scorer with 1,318 points, was selected to the Pro Bowl six times in Black and Gold and was the NFL's all-time leading scorer from 2006-18.

Feb. 4, 2017

Andersen became a Hall of Fame inductee.

July 26, 2017

Mr. Benson purchases the iconic Dixie Brewing Company brand.

Aug. 3, 2017

A completely renovated Tom Benson Hall of Fame Stadium is dedicated at the Pro Football Hall of Fame in Canton, Ohio, with a statue of Mr. Benson in the end zone plaza unveiled that overlooks the field. Mr. Benson donated \$10 million to the stadium renovation project and another \$1 million towards the construction of a planned retirement facility on the Hall's grounds for retired NFL players.

Nov. 3, 2017

Tom Benson Way, the street located outside the Ochsner Sports Performance Center, is dedicated in Mr. Benson's honor.

Dec. 24, 2017

The Saints, played in front of 73,188 fans in the regular season finale as they topped the Atlanta Falcons 23-13 to record their 11th win, securing a return to the playoffs for the first time since 2013. New Orleans's regular season home attendance of 585,113 set a franchise record.

Jan. 7, 2018

The Saints defeat the Carolina Panthers in the NFC Wild Card Playoff, 31-26, in their 11th playoff campaign, all since Mr. Benson purchased the team and sixth division title season.

Jan. 28, 2018

Seven Saints participated in the Pro Bowl in Orlando, Fla. Representing the club on offense were Brees, Mark Ingram II, Alvin Kamara, Michael Thomas and Larry Warford. On the defensive side, Cameron Jordan and Marshon Lattimore were selected. For Brees it is his club-record tenth selection as a Saint. Payton and his staff coached the NFC squad.

Feb. 3, 2018

Kamara finished his dazzling rookie campaign with a club-best 1,544 total yards from scrimmage and 14 touchdowns, as he and Lattimore, who led NFL rookies with five interceptions would be the first duo on the same club to capture AP NFL Offensive and Defensive Rookie of the Year in the same season since 1967.

OWNER



March 15, 2018

Mr. Benson passes away at the age of 90 following a career in business and professional sports that spanned over 70 years. Mrs. Benson becomes Owner of the Saints, Pelicans and his business enterprises.

Sept. 9, 2018

During halftime of New Orleans' opener vs. Tampa Bay, Mr. Benson is inducted posthumously as the fifth member of the Saints Ring of Honor.



Sept. 23, 2018

In a 43-37 overtime win at Atlanta, Brees moves past Brett Favre to become the NFL's all-time completions leader. At the end of the 2018 season, Brees has 6,856 career completions.

Oct. 8, 2018

In a 43-19 Monday Night Football win over Washington, Brees moves past Peyton Manning to become the NFL's all-time passing yardage leader. At the end of the 2018 season, Brees has 74,437 career passing yards.



Nov. 22, 2018

In a 31-17 win over Atlanta on Thanksgiving night at the Mercedes-Benz Superdome, New Orleans wins its tenth consecutive game, giving the Saints the second-longest winning streak in franchise history.

Dec. 18, 2018

The Saints had a franchise-record eight Pro Bowl selections. As Terron Armstead, Brees, Jordan, Michael Thomas and Max Unger were named to the team on the initial ballot. Alvin Kamara, Andrus Peat and Larry Warford were later named as replacements.

Dec. 30, 2018

Thomas finished his dazzling 2018 regular season campaign with a league-leading 125 receptions for 1,405 yards and nine touchdowns, becoming the second Saint to lead the league. His receptions and receiving yardage total established a club record.

Jan. 20, 2019

Mrs. Benson finishes her first season as Owner with the Saints finishing the regular season with 13 wins, tying the 2009 and 2011 teams for the most victories in team history. New Orleans's 13-3 record earned them back-to-back division titles for the first time in franchise history as they advanced to the NFC Championship for the first time since the 2009 campaign.



OWNER



GAYLE BENSON

OWNER

Gayle Benson provides leadership for the New Orleans Saints and New Orleans Pelicans as Owner, succeeding her husband, Tom Benson, who passed away on March 15, 2018, after serving as the Owner of the Saints since 1985 and the Pelicans franchise since 2012. The New Orleans native is an accomplished business professional and philanthropist with strong ties to the local community and who is dedicated to contributing to the growth and enhancement of the Gulf South region.

Mr. and Mrs. Benson worked together to build championship-level NBA and NFL organizations, housed in state-of-the-art facilities at the Ochsner Sports Performance Center, Mercedes-Benz Superdome and Smoothie King Center, while making a positive impact in the community away from the football field and basketball court as well.

With the Saints franchise under the guidance of Mr. and Mrs. Benson, the team has reached new heights since 2006, when they entrusted Executive-Vice President/General Manager Mickey Loomis to hire Sean Payton as head coach and sign unrestricted free agent quarterback Drew Brees. Since those moves, the franchise has reached its highest point of success, posting a 133-89 record from 2006-18, featuring seven playoff berths, five division titles, three NFC Championship appearances and the Super Bowl XLIV title. Off-the-field, the completely renovated Mercedes-Benz Superdome's been sold-out on a season ticket basis for every campaign since 2006, with a waiting list of over 73,000 people and 136 consecutive sellouts going into 2019. The club has also positioned itself as a leader in the community, assisting with the recovery from several disasters, while also working to enhance the region as a whole.

In Mrs. Benson's first season of ownership in 2018, New Orleans advanced to the NFC Championship for the first time since the 2009 campaign and finished the year capturing back-to-back division titles for the first time in franchise history. The team also posted a 7-1 record on the road and 6-2 mark at home during the regular season, tying a single-season record and tying for the NFL lead in wins away from home.

Following in the footsteps of her late husband, who played a significant role in the city of New Orleans hosting five Super Bowls during his ownership and wielded extensive influence and respect among owners with a 25-year tenure as Chairman of the Finance Committee, Mrs. Benson has become instrumental with her influence and leadership in league issues, serving on the Audit, Business Ventures and Hall of Fame Committees. She helped the city land Super Bowl LVII to be played in 2014, which will mark the 11th time that Louisiana and the Crescent

City will serve as a host, tying with Miami for the most Super Bowls by a host city. The economic impact of Super Bowl XLVII, played in 2013, which Mr. Benson successfully campaigned for, was \$480 million, not to mention the exposure and charitable contributions the NFL makes during Super Bowl week that extends for generations. Mrs. Benson's committed to continuing to bring Super Bowls to New Orleans. She is also committed to improving the game at the league level. In the 2019 offseason she was influential at the League meetings in the passage of a rules change expanding the instant replay review and challenge process.

Immediately upon Mr. and Mrs. Benson's purchase of the former Hornets franchise from the NBA in 2012, construction began on a state-of-the-art basketball practice facility to house the entire organization together and the franchise would also be rebranded as the Pelicans. Through agreements with the State of Louisiana upon the purchase of the Pelicans, the Smoothie King Center has undergone a complete renovation since the 2012 purchase, featuring a new center-hung HD scoreboard, which debuted in 2015, along with several additional fan upgrades. Through this commitment, NBA All-Star Weekend was awarded to New Orleans in 2014 and 2017, making the city one of just six current NBA markets to host the mid-season event at least three times. Mrs. Benson, recently appointed as a member of the NBA's Labor Relations Committee, has overseen a significant overhaul of the Pelicans organization in 2019. In April, she hired Executive Vice President of Basketball Operations David Griffin. Griffin has made several key hires to the Pelicans basketball staff in General Manager Trajan Langdon, Vice President of Basketball Operations/Team Development Swin Cash and Vice President of Player Care and Performance Aaron Nelson. Through the support of these organizational improvements by Mrs. Benson, combined with New Orleans winning the NBA Draft Lottery and selecting the 2018-19 *Associated Press* College Player of the Year in Duke forward Zion Williamson with the first overall pick, the Pelicans have established a solid foundation for 2019-20 and beyond.

Community investment and giving back have been hallmarks of Mr. and Mrs. Benson's ownership of the Saints and Pelicans. This tradition continues under Mrs. Benson's stewardship as she has further enriched the New Orleans community through her support to causes in the health and wellness, cancer care, education, arts and faith-based sectors.

As dedicated corporate citizens, the Saints and Pelicans annually put millions of dollars back into the community in financial support, in-kind donations, charitable appearances and donations of goods and services. Mrs. Benson's philanthropic leadership has been recognized far and wide since becoming Owner.

In March, 2018, she and Mr. Benson (posthumously), received a Dermot McGlinchey Lifetime Achievement Award from Tulane University, honoring those who have demonstrated service, volunteer involvement and commitment to Tulane and their hometown communities. In September, 2018, she was inducted into the University of New Orleans' Hall of Distinction, along with her late husband posthumously. In 2015, the couple were honored by the regional chapter of the Anti-Defamation League with the A.I. Botnick Torch of Liberty Award. In 2014, Mrs. Benson was honored by the New Orleans Council for Community and Jus-

tice with its Weiss Award, recognizing achievement for exceptional civic and humanitarian contributions.

In March, Mrs. Benson received two important educational honors. She was honored by Xavier University of Louisiana with the Sister Maris Stella “Women of Faith” Award and was recognized by the United Negro College Fund with the group’s MASKED Award, for her support of educational opportunities for all. In May, Mrs. Benson was honored by the Allstate Sugar Bowl Chapter of the National Football Foundation/College Football Hall of Fame with its 2019 Distinguished American Award and the National World War II Museum selected her as an American Spirit Medallion recipient. In June, the Greater New Orleans Foundation honored Mrs. Benson with the organization’s Spark Plug Award, given to an individual whose philanthropy in the greater New Orleans community has been exemplary.

In addition to serving on the boards of several local educational institutions and the New Orleans Museum of Art, Mrs. Benson also is a member of the Audubon Commission, which oversees the Audubon Nature Institute.

Mrs. Benson has been a longtime trusted and valued member of the local Catholic community, reflecting her deep faith. She’s served on Archbishop’s Community Appeal campaigns for four different Archbishops over the course of the past 30 years. She has worked tirelessly with the Archdiocese of New Orleans’ Catholic Charities organization and its umbrella agencies that feature nearly 50 programs and three affiliated ministries that deliver health and human services to the poor and vulnerable in the eight civil parishes which the Archdiocese serves, as well as food and nutrition services statewide. Mrs. Benson has also worked closely with St. Louis Cathedral’s Rite of Christian Initiation for Adults (RCIA) program, as well as with the same program at the Holy Name of Jesus Parish. Mrs. Benson’s support of the Church has been recognized on numerous occasions. She has received the Medal of the Order of St. Louis Award for her dedication to the Church. In 2010, she became an Honorary Oblate of Mary Immaculate. She holds a leadership role after being inducted as Dame Commander with Star in the Equestrian Order of the Holy Sepulchre of Jerusalem. In 2012, Mr. and Mrs. Benson received from Pope Benedict XVI the Pro Ecclesia et Pontifice award-for outstanding service to the Church and the Pontiff, the highest Papal award granted to a lay person. In recognition of their longstanding support of Catholic education, the couple also received the 2010 St. Elizabeth Ann Seton Award from the National Catholic Educational Association.

Mrs. Benson began her professional career in 1968 as a manager for noted New York-based costume jeweler Celebrity Jewelry, overseeing and managing the daily operation of over 40 sales associates. She then branched out into real estate development which allowed her to successfully integrate her passion for interior design with property management. Her first real estate transaction occurred in 1978 when she purchased a home in New Orleans’s Irish Channel and then sold the property eight months later after extensive restoration. She would go on to purchase, manage and eventually sell several more properties, primarily in the city’s Uptown district.

In 1975, Mrs. Benson began a 30-year career in the design industry, a business where she achieved tremendous success. Throughout the course of her interior design career she was recognized with numerous professional awards and served as an inaugural member on the Louisiana State Board of Licensing for Interior Designers for four years. She directed numerous major design efforts with her clients, including the Mercedes-Benz Superdome, several of the city's most prestigious hotels, local supermarket chains and automobile dealerships.

In 2000, Mrs. Benson worked with the Mercedes-Benz Superdome on renovations to the iconic New Orleans landmark's third and fourth level public spaces, in addition to renovations on select suites. She also owned and developed a commercial real estate building on the corner of Laura and Octavia Streets, a women's clothing private enterprise called "Toujours la Ligne" and a designer's showroom called "Designers Resource" which served as a wholesale location for designers and architects seeking to purchase fabric, wall coverings and accessories. The Men of Fashion Committee recognized Mrs. Benson during her career as one of the "Top Ten Best Dressed Women in New Orleans".

In addition to her ownership of the Saints and Pelicans, Mrs. Benson established GMB Racing Stables in 2014 with an initial purchase of seven colts and hiring three veteran trainers, all with Louisiana ties. In 2016, two of the thoroughbreds, Mo Tom and Tom's Ready participated in the Kentucky Derby. Her Lone Sailor horse ran in the 2018 Kentucky Derby. She owns Benson Farm at Greenwood Lodge in Lexington, Ky, a 1,000-acre farm. She also serves as the Owner of three local automotive dealerships, Best Chevrolet, Cadillac of New Orleans and Mercedes-Benz of New Orleans, Dixie Brewing Company and recently partnered to purchase the Hyatt Regency New Orleans.

Mrs. Benson was born in New Orleans and grew up in Old Algiers. She began her education in Catholic schools and in 1966 graduated from Martin Behrman High School. In May, she received an Honorary Doctor of Humane Letters from Loyola University New Orleans, where she was the commencement speaker at the school's 2019 graduation ceremony. She also received an honorary degree, serving as the 2015 Our Lady of Holy Cross College's commencement keynote speaker. Mr. and Mrs. Benson married on October 29, 2004 at the Immaculate Conception Memorial Chapel in San Antonio, Texas.



DENNIS LAUSCHA

PRESIDENT

Dennis Lauscha, a native New Orleanian, has been a fan of the Saints since he was a young boy. He attended Jesuit High School and received degrees in Business, first from the University of Alabama, followed by an M.B.A. from Loyola University. Starting out his career as a C.P.A, Lauscha worked for a major global financial services firm before his decades long career with the Saints. He first joined the Saints in 1998 as Treasurer and as a result of his hard work, loyalty and business acumen, Lauscha rose through the executive ranks to serve as Vice President, Senior Vice President and Executive Vice President before reaching his now esteemed post as President since 2012. In his role, he oversees the club's financial operations, government affairs, marketing, ticket and suite sales, legal, stadium, community affairs, human resources, business intelligence and information technology. He also serves as a representative for both clubs at NFL and NBA Owners meetings.

In addition to his duties with the Saints and Pelicans, the New Orleans native maintains multiple roles within other holdings of Mrs. Benson, maintaining a role in the management of her automotive dealerships, real estate holdings, Dixie Brewing Company and GMB Racing.

Lauscha's collaborative style, financial acumen and long-term view has played a key role as a member of a contingent that has negotiated agreements for both the Saints and Pelicans with the state of Louisiana that have resulted in long-term lease agreements, continuous improvements to their playing and practice facilities, revitalization of the areas around them and generated revenue for the state without any new taxes for citizens.

In 2009, Lauscha helped negotiate the partnership with the Louisiana Governor that continues the Saints' commitment to the state through 2025. The deal included the purchase and redevelopment of the former New Orleans Centre, which has been transformed into Champions Square and the Benson Tower property adjacent to the Mercedes-Benz Superdome, with the stadium itself undergoing extensive renovations and improvements. Since playing a key role in Mr. and Mrs. Benson's purchase of the Pelicans in 2012, Lauscha has helped broker agreements with the state to upgrade the team's playing and practice facilities. Following successful negotiations, the Pelicans are committed to the state through 2024 and the Smoothie King Center has undergone over \$50 million in renovations and improvements. Negotiations continue in 2019 to improve the clubs' facilities with an eye toward further lease extensions.

In 2015, Lauscha helped negotiate an agreement with the state that resulted in \$40 million in enhancements for fans of both clubs. The Mercedes-Benz Super-

dome now has state-of-the-art video boards in 2016 in addition to renovated suites and other fan amenities, while a new center-hung HD video scoreboard was installed in the Smoothie King Center. Lauscha has also played a key role in finalizing 2011 and 2014 ground-breaking naming rights and sponsorship agreements for both teams' playing facilities with Mercedes-Benz USA and Smoothie King.

Lauscha was instrumental in the 2003 expansion of the Saints training facility. He later oversaw a renovation and expansion of the facilities and administrative offices for the Saints and Pelicans from 2012-13, while directing the construction of a basketball practice facility. The clubs are now housed on the same site at the Ochsner Sports Performance Center, featuring some of the top facilities in professional sports.

Lauscha's committed to help attract major sporting events to New Orleans. He's a key member of the team that actively pursues future Super Bowls and NCAA Basketball Final Four Championships for New Orleans – and was instrumental in landing Super Bowl XLVII, which was played at the Mercedes-Benz Superdome in 2013 and Super Bowl LVII, which was awarded by the NFL in May, 2018 and will be played in 2024. After Mr. and Mrs. Benson's 2012 purchase of the Pelicans, the city has hosted NBA All-Star Games in 2014 and 2017.

In 2008, Lauscha was a primary member of the negotiating team during the purchase of WVUE FOX 8 and its subsequent relationship with Raycom Media. Prior to Mr. and Mrs. Benson's sale of a majority interest to Raycom in 2017, Lauscha helped steward the station's growth in the Nielsen ratings in the New Orleans market. During their ownership, FOX 8 received numerous honors for their programming and investigative reporting, including a George Foster Peabody Award, two Dupont Awards and eight national Edward R. Murrow Awards

Active throughout both sports and the community, Lauscha currently serves as a member of the Business Council of New Orleans & The River Region, as a board member of the Audubon Nature Institute, a trustee of the National World War II Museum and on the Archdiocese of New Orleans' Catholic Foundation Board of Directors. Lauscha has completed terms as board president of the Preservation Resource Center, president of the regional chapter of the Boy Scouts of America and as a member of the Blight Transition New Orleans Task Force, the Mayor's Transition Committee, the Super Bowl XLVII Host Committee, the 2014 and 2017 NBA All-Star Game Host Committees, the 2012 NCAA Final Four Host Committee, the Loyola University New Orleans School of Business Visiting Committee, the NBA's Team Advisory Council of Presidents and Team CBA Advisory Committee, the NFL's Ticketing Strategy Working Group, the NFL's 100th Anniversary Committee, the NFL's Sports Betting Committee, the Stuart Hall School Board of Trustees and on the New Orleans Museum of Art Board.

Lauscha's dealings with the teams, state officials and local organizations have provided an opportunity for community involvement. His professional and charitable work was recognized by *New Orleans CityBusiness*, when he was selected as one of the 40 Most Influential Members of the Community. The honor is be-

PRESIDENT

stowed on those who are laying the groundwork for a better city. In 2010, he was named the Alumnus of the Year by Loyola's College of Business and was named to the 2010 Class of Role Models by the Young Leadership Council. He was honored by the Allstate Sugar Bowl Chapter of the National Football Foundation/ College Football Hall of Fame with its 2014 Distinguished American Award. In 2015, Lauscha gave the commencement address to the graduates of the University of New Orleans. In 2016, he was inducted into the Order of West Range for the Pi Kappa Alpha Foundation. He was honored as a 2019 Laureate of Junior Achievement's Greater New Orleans chapter. Lauscha has also completed the NFL Managers Program at Stanford University's Executive Education Graduate School of Business.



FOOTBALL



MICKEY LOOMIS

EXECUTIVE VICE PRESIDENT/GENERAL MANAGER

Responsible for the club's entire football operations, Executive Vice President/General Manager Mickey Loomis enters his 18th season in his current position and 20th with the Saints. He is a veteran of 35 years in the NFL and during his time in New Orleans has been honored with the most prestigious awards presented to a league executive. Yet the most satisfying achievement of Loomis' career has come in helping mold a roster that has produced many of the franchise's finest moments over the last 13 seasons, including the Super Bowl XLIV championship.

Loomis was promoted to general manager in 2002 and earned the additional title of executive vice president later that year. The departments under his direction include coaching, player personnel and scouting, salary cap management, contract negotiations, athletic training, equipment, video and communications.

In 2006 - after being the key figure in the hiring of Head Coach Sean Payton, the signing of QB Drew Brees and essentially rebuilding a team that would advance to the NFC Championship - Loomis was voted the NFL Executive of the Year by Pro Football Weekly/Pro Football Writers of America. He was also honored by the Sporting News as the George Young Executive of the Year, an award voted on annually by NFL front-office executives and owners.

Loomis has continued to build on the success of 2006, highlighted by seven post-season appearances, five division titles and the Super Bowl victory. Over the past 13 years, he has brought aboard a collection of players who have played a key role in New Orleans posting a 133-89 overall record through a combination of the draft, free agency and trades. He's also presided over the club's ability to retain their core players, re-signing several significant contributors to long-term contracts.

While his responsibilities have grown during his tenure with the Saints, Loomis has been a key figure in the highest management circle of the organization since arriving in 2000. Loomis joined the club as director of football administration, a post he held until 2002, handling contract negotiations, managing the salary cap and coordinating different areas of the football operations.

In 2005, Loomis helped steer the club through unprecedented challenges for an NFL team. He calmly guided the staff and players through a sudden evacuation from New Orleans in the wake of Hurricane Katrina, in addition to several moves of the club's base of operations.

EXECUTIVE VICE PRESIDENT/GENERAL MANAGER

Since 2003, Loomis has overseen three extensive renovations of Saints headquarters that have added an indoor practice facility, new weight room and cafeteria and completely renovated coaches and player personnel offices, meeting rooms, medical/rehab areas and locker rooms, giving the club one of the NFL's top training complexes in the Ochsner Sports Performance Center.

Prior to arriving in New Orleans, Loomis spent 15 years with the Seattle Seahawks, including as executive vice president from 1992-98. He joined the Seahawks in October, 1983, was promoted to vice president/finance in 1990 and to Executive Vice President in 1992.

A native of Eugene, Ore., Loomis has a degree in accounting from the University of Oregon and a Master's Degree in Sports Administration from Wichita State University.

Married to Melanie, Loomis has four children: Alex, Katherine, Sam and Lucy.





SEAN PAYTON

HEAD COACH

Since he was hired as head coach of the New Orleans Saints in 2006, Sean Payton has established himself as one of the most successful coaches in the NFL. Payton has led the Saints to seven playoff berths, five NFC South division titles and in 2009 captured the franchise's first World Championship with a 31-17 win over the Indianapolis Colts in Super Bowl XLIV.

Payton's 126 combined regular season and postseason wins in his NFL head coaching career are tied for the 31st most in NFL history. He has a 126-80 overall record (.612), including an 8-6 postseason mark (.571) after the franchise had won only one playoff game prior to his arrival. Payton holds the club's top win total and winning percentage for a head coach. In all, Payton-led teams have claimed five division championships and recorded seven seasons with ten-or-more wins.

As Payton enters the 2019 campaign he continues to represent the Saints as the model of stability not only within the NFC South and NFC, as he is the longest tenured head coach within the division and conference, but also within the NFL as only New England's Bill Belichick (2000) has been with his team longer. Payton is also one of just seven active coaches to lead a team to a Super Bowl victory. The others are Belichick, Seattle's Pete Carroll, Oakland's Jon Gruden (with Tampa Bay in 2002), Baltimore's John Harbaugh, Philadelphia's Doug Pederson and Pittsburgh's Mike Tomlin.

Payton's presided over the NFL's most prolific offense since his arrival, leading the league in net yards per game in 2006, 2008, 2009, 2011, 2014 and 2016, and finishing first in scoring in 2008 and 2009. These are the only six times the Saints have led the NFL in offense. Ranking in the top ten offensively every season since Payton arrived, the Saints have the third-longest streak (13 seasons) in the NFL since the 1970 AFL-NFL merger. In team history, the Saints have scored at least 45 points on 24 separate occasions with 20 of these outputs occurring under Payton's watch, including three times in 2018. Defensively, New Orleans has finished in the top five twice (2010 and 2013). He has also sent a total of 52 selections to the Pro Bowl and earned the honor of coaching the NFC squad following the 2006 and 2017 seasons.

In 2018, Payton led the Saints to back-to-back division titles for the first time in franchise history, as New Orleans captured the NFC South crown with a 13-3 record, including 7-1 on the road, capturing homefield advantage for the post-season, making his five division titles fourth among active head coaches. The Black and Gold excelled on offense, defense and special teams under Payton's leadership in advancing to the NFC Championship game for the first time since 2009. The offense ranked first in the NFL in rushing touchdowns (26), third in scoring (31.5 ppg.) and sixth in rushing (126.6 ypg.). New Orleans' 61 touchdowns

PAYTON'S HEAD COACHING CAREER

Year	W	Regular Season			PCT.	Playoffs	
		L	T			W-L	
2006	10	6	0		.625	1-1	
2007	7	9	0		.438		
2008	8	8	0		.500		
2009	13	3	0		.813	3-0	
2010	11	5	0		.688	0-1	
2011	13	3	0		.813	1-1	
2013	11	5	0		.688	1-1	
2014	7	9	0		.438		
2015	7	9	0		.438		
2016	7	9	0		.438		
2017	11	5	0		.688	1-1	
2018	13	3	0		.813	1-1	
TOTALS	118	74	0		.615	8-6	

were tied for second-most in the league, while the signal-callers' seven interceptions, a franchise-low, were tied for second-fewest. The defense ranked second in opponent rushing yards per game (80.2 avg.) and opponent yards per carry (3.6 avg.) and tied for fifth in sacks (49). The Saints led the NFL in net punting average (43.2), while the coverage units' 60 punt return yards surrendered was a league-low and the fifth-lowest total since 1978.

QB Drew Brees completed 364-of-489 passes (74.4%) for 3,992 yards, 32 touchdowns, only five interceptions and a league-best and career-high 115.7 rating, becoming the NFL's all-time completions and passing yardage leader. Brees' completion percentage broke his own NFL record from 2017. His five picks were his lowest total as a Saint. WR Michael Thomas shattered the club records in receptions and receiving yardage, posting an NFL-best 125 catches for 1,405 yards and nine touchdowns. RB Alvin Kamara had a club-best 1,592 total yards from scrimmage, tied the club record with 18 touchdowns and set a team mark with 14 rushing. DE Cameron Jordan led the Saints with 12 sacks and CB Marshon Lattimore had a club-best five takeaways in the regular season, followed by two interceptions in the NFC Divisional Playoff win over Philadelphia. On special teams, P Thomas Morstead had a league-best 43.2 net punting average and K Wil Lutz drilled a club-record 26 consecutive field goals. A club-record eight Saints were named to the NFC Pro Bowl squad: T Terron Armstead, Brees, Jordan, Kamara, G Andrus Peat, Thomas, C Max Unger and G Larry Warford.

The 2017 Saints produced an 11-5 regular season record, producing their first playoff berth since 2013, behind a squad that led by Brees offensively and Jordan defensively, featured seven players selected to the Pro Bowl, previously tied for the most in club history and four draft picks selected to the PFWA All-Rookie Team, two more than any other club. In Kamara and Lattimore, the 2017 Saints were the first team to have both the *Associated Press* NFL Offensive Rookie of the Year and Defensive Rookie of the Year since 1967. New Orleans, one of three NFC South teams to make the postseason, upended Carolina (11-5) and Atlanta (10-6) to finish first in the division and advanced to the Divisional Playoff round

after capturing a 31-26 Wild Card victory over the Panthers in the Mercedes-Benz Superdome. The Saints' bid to reach the NFC Championship game under Payton was cut short in Minnesota, where New Orleans fell to the Vikings 29-24, after coming back from a 17-0 halftime deficit to hold a 24-23 fourth quarter lead during a thrilling battle.

Offensively, New Orleans was the only team to rank in the top five in the NFL in both rushing yards per game (129.4) and net passing yards per game (261.8), while giving up only 20 sacks, the second lowest total in the league and turning the ball over a franchise-low 18 times. Brees was selected to his club-record tenth Pro Bowl as a Saint as he completed 386-of-536 passes (72.0%) with 23 touchdowns, eight interceptions and a 103.9 rating. Mark Ingram II, Kamara and Thomas provided additional highlights on offense. Kamara led the team with 1,544 total yards from scrimmage, seventh in the NFL, as he carried 120 times for 728 yards with eight touchdowns and led NFL running backs in receiving yardage with 82 grabs for 826 yards and five touchdowns. His 6.1 yards per carry led the NFL. Adding a 106-yard kickoff return for a touchdown in Week 17, the longest play in club history, he set the club rookie record for touchdowns (14). Ingram ranked second on the club with 1,540 total yards from scrimmage as he and Kamara became the first running back duo in NFL history to each reach 1,500 yards. Ingram led the team in rushing with 230 carries for a career-high 1,124 yards and career-best 12 touchdowns. Thomas set what was a club record with 104 receptions for 1,245 yards and five scores. Brees, Ingram, Kamara, Thomas and Warford were named to the Pro Bowl.

The Saints defense saw improvement in virtually every major statistical category. New Orleans moved up ten spots in total defense, including from 32nd to 15th against the pass. After ranking 31st in opponent points per game in 2016, New Orleans moved up to tenth in 2017 (20.4 ppg.). Led by Jordan, a first-team Associated Press All-Pro who posted a career-high 13 sacks, New Orleans racked up 42 takedowns (tied for seventh in the NFL). Lattimore, who led NFL rookies with five interceptions, joined Jordan as a Pro Bowl selection.

On special teams, New Orleans ranked sixth in the NFL in kickoff return average (22.9), as Kamara brought back the team's first kickoff for a touchdown since 2009 and Lutz tied the single-season franchise record with 31 field goals.

In 2016, Payton had the Saints in playoff contention right until Week 16 despite season-ending injuries to four Week One starters. Rebounding from a 0-3 start, the Saints won four of their next five contests to get right back in the middle of the postseason picture.

Payton accomplished the balancing act of adding youth to his squad while keeping the Saints in the thick of the playoff hunt, which would pay off with a breakthrough campaign in 2017. He nurtured the on-field growth of rookie and second-year players, including S Vonn Bell, Lutz, DT David Onyemata, Peat, DT Sheldon Rankins and Thomas, each of who have played significant roles for an emerging team. He also fostered impressive production from veteran players such as Brees, Ingram, Jordan, LB Craig Robertson, T Zach Strief and Unger.

The offense finished first in the NFL for the sixth time under Payton's direction



PAYTON BY THE NUMBERS

A look at the team records set since the start of the 2006 season:

- **Most Points:** 547 - 2011
- **Most Touchdowns:** 66 - 2009
- **Most Touchdowns Passing:** 46 - 2011
- **Wins:** 13 - 2009, 2011, 2018
- **Longest Winning Streak:** 13 - 2009
- **Consecutive Home Wins:** 11 - 2013-14
- **Home Wins:** 8 - 2011, 2013
- **Road Wins:** 7 - 2009, 2018 (tied 2000)
- **Most First Downs:** 416 - 2011
- **Most First Downs Passing:** 280 - 2011
- **Third Down Conversion Rate:** 56.7 - 2011 **NFL Record**
- **Third Down Conversions:** 118 - 2011
- **Most Net Yards:** 7,474 - 2011 **NFL Record**
- **Highest Avg. Per Offensive Play:** 6.7 - 2011
- **Highest Rushing Avg.:** 4.9 - 2011
- **Most Net Passing Yards:** 5,347 - 2011
- **Most Pass Attempts:** 671 - 2012
- **Most Pass Completions:** 472 - 2011, 2016 **NFL Record**
- **Highest Completion Percentage:** 73.4 - 2018 **NFL Record**
- **Fewest Sacks Allowed:** 13 - 2008
- **Fewest Turnovers:** 16 - 2018
- **Fewest Fumbles:** 6 - 2011 **NFL Record**
- **Most Interception Return Yardage:** 652 - 2009
- **Most Interception Returns For Touchdowns:** 5 - 2009 (tied, 1998)
- **Most Punt Returns For Touchdowns:** 3 - 2008
- **Most Points After Touchdown:** 63 - 2011
- **Highest Kickoff Return Average:** 26.5 - 2011
- **Gross Punting Average:** 50.1 - 2012
- **Net Punting Average:** 43.2 - 2012

PLAY IT FORWARD



Head Coach Sean Payton launched the Play It Forward Foundation in 2008 to raise funds and awareness to help families in need in the areas of health, education and social welfare. Since then, it has also served as a catalyst for various nonprofit organizations to improve the quality of life for local families in need, as well as support disadvantaged and disabled individuals through educational-based initiatives, increased and improved health care support systems and social welfare through research, education and professional services.

The foundation has held four Black & Gold Gala fundraisers at the Mercedes-Benz Superdome. Legendary figures such as John Besh, Jimmy Buffett, Sammy Kershaw, Darius Rucker and Irma Thomas have lent their support, serving as honorary chairs. Benefactors of these events have included Brad Pitts' Make it Right NOLA, Blaine Kern's First Responder's Fund, the Dr. Phil Foundation, Feed the Children and Baskets of Hope. The multiple approach has advanced the mission of enriching lives and strengthening the New Orleans community and Gulf South.

In 2011, the foundation hosted a fundraiser in Lafayette, partnering with Feed the Children and Protect Our Coastline. Overall more than two million dollars have been raised through these events to deserving local causes. In 2009, the foundation hosted a golf tournament, the Celebrity Kid's Classic, which raised thousands of dollars to benefit children's charities throughout Greater New Orleans.

(426.0 ypg.), leading the league in passing (317.1 ypg.), third down conversion rate (48.6), first downs (395) and yards after the catch (2,439). The offense was led by Brees, who completed 471-of-673 passes (70.0%) for 5,208 yards with 37 touchdowns and a 101.7 passer rating, leading the NFL in passing yardage for the seventh time and surpassing 5,000 yards for the fifth time. Ingram became the first Saint with 1,000 yards rushing (1,043) since 2006, Thomas, who set club rookie receiving records with a team-high 92 grabs for 1,137 yards with nine touchdowns, combined with fellow wideout Brandin Cooks (1,173 yards) to give New Orleans only the second offense in NFL history that featured a 5,000-yard passer, a 1,000-yard rusher and two 1,000-yard receivers.

Defensively, a young unit moved in the right direction, surrendering only 90.6 rushing yards per game, and ranking sixth in the NFL over the final 13 weeks of the season, allowing under 100 yards rushing in eight games, the fewest in a single season since 2013 (seven). Jordan both started every game up front for the Saints and led the team with eight sacks. Robertson, signed in the offseason, opened all 15 games he appeared in and posted a career-high and team-high 131 tackles. Rankins posted four sacks in nine contests. Bell led the secondary with 98 stops.

After a slow start to the 2015 campaign, a team that featured 17 players who had not appeared in a regular season contest prior to the season opener won three of their last four games and finished 7-9, making strides in all phases. A high powered, quick-striking offense held its place among the elite in the NFL as the Saints

SEAN PAYTON VS. NFL COACHES

During Sean Payton's tenure as head coach of the Saints, he has coached against 72 different coaches. Payton has at least one victory against 60 of those coaches. In addition, he either leads or is tied in the lifetime series with 54 of these 72 coaches.

Regular Season

Bruce Arians 2-1
Bill Belichick 1-2
Brian Billick 0-1
Todd Bowles 1-0
Gus Bradley 1-0
Tom Cable 1-0
Jim Caldwell 2-3
Pete Carroll 2-1
Brad Childress 1-1
Tom Coughlin 4-0
Bill Cowher 0-1
Romeo Crennel 1-0
Jack Del Rio 2-1
Tony Dungy 0-1
Herman Edwards 1-0
Jeff Fisher 1-2
John Fox 5-6
Leslie Frazier 1-0
Jason Garrett 3-2
Adam Gase 1-0
Joe Gibbs 0-1

Jay Gruden 2-1
Jon Gruden 3-3
Jim Harbaugh 1-1
John Harbaugh 1-2
Mike Holmgren 1-0
Hue Jackson 1-0
Dick Jauron 1-0
Chip Kelly 1-1
Dirk Koetter 3-3
Gary Kubiak 1-2
Marvin Lewis 2-2
Scott Linehan 0-1
Eric Mangini 0-1
Rod Marinelli 1-0
Doug Marrone 1-0
Ben McDoo 0-1
Mike McCarthy 4-1
Sean McDermott 1-0
Sean McVay 1-1
Jim Mora, Jr. 2-0
Raheem Morris 3-3
Mike Mularkey 0-1

Mike Munchak 1-0
Mike Nolan 3-0
Bill O'Brien 0-1
Chuck Pagano 1-0
Bill Parcells 1-0
Doug Pederson 1-0
Mike Pettine 0-1
Bobby Petrino 2-0
Joe Philbin 1-0
Wade Phillips 0-1
Dan Quinn 5-3
Andy Reid 2-2
Ron Rivera 8-6
Rex Ryan 1-1
Greg Schiano 2-0
Jim Schwartz 2-0
Mike Shanahan 0-1
Pat Shurmur 1-0
Mike Singletary 1-0
Lovie Smith 4-3
Mike Smith 8-4
Steve Spagnuolo 2-1

Tony Sparano 1-0
Mike Tomlin 3-0
Marc Trestman 2-0
Norv Turner 1-0
Ken Whisenhunt 1-1
Mike Zimmer 2-1
Jim Zorn 1-1

Postseason

Jim Caldwell 1-0
Pete Carroll 0-2
Brad Childress 1-0
Jim Harbaugh 0-1
Chip Kelly 1-0
Sean McVay 0-1
Doug Pederson 1-0
Andy Reid 1-0
Ron Rivera 1-0
Jim Schwartz 1-0
Lovie Smith 0-1
Ken Whisenhunt 1-0
Mike Zimmer 0-1

finished second in the NFL in total net yards per game (403.8) and first in net passing yards per game (310.6), third down conversion rate (47.7%) and first downs (381). While maintaining their explosive profile, the offense reduced their turnovers from 30 in 2014 to only 19 in 2015. Brees completed 428-of-627 passes (68.3%) for an NFL-best 4,870 yards, 32 touchdowns and a 101.0 passer rating. Cooks enjoyed a breakout campaign, leading the team with 84 receptions for 1,138 yards with nine touchdowns.

Defensively, the Saints had six players with no prior NFL experience start games for the club in 2015 and the development showed towards the end of the season when they surrendered under 20 points in two of their final four contests. Of the club's 21 defensive takeaways, nine were by players in their first year. Jordan reached double-digit sacks for the second time in his career and represented the Saints at the Pro Bowl.

An opportunistic special teams unit scored two touchdowns, their most since 2008 and tied for the group's most since Payton took over in 2006. They also scored the first defensive two-point conversion since the NFL rules change was instituted in 2015, blocked three kicks and booted two game-winning field goals.

The 2014 Saints finished 7-9, but rebounded from a 2-4 start to win three games against playoff teams and captured their last four contests away from home to finish at least .500 on the road for the first time since 2011, ending the campaign

half a game out of first place in the NFC South. New Orleans finished first in the NFL in net yards per game (411.4), third down efficiency (48.3%), first downs (395) and opponent punt return average (4.1). Four Saints (Brees, G Jahri Evans, TE Jimmy Graham and Ingram) were selected to the Pro Bowl. Brees tied for first in the NFL in passing yardage (4,952).

SCORING EXPLOSION

The three highest-scoring games in club history have occurred on Payton's watch since he arrived.

SINGLE-GAME POINTS SCORED IN SAINTS HISTORY

Points	Opponents	Date
62	vs. Indianapolis	10/23/11
52	vs. N.Y. Giants	11/1/15
52	vs. Detroit	10/15/17

In 2013, Payton guided the Saints back to the postseason with an 11-5 mark, finishing 8-0 at home for the second time in three seasons. Ranking fourth in the NFL both on offense (399.4 ypg.) and defense (305.7 ypg.), New Orleans was one of the league's most balanced clubs as they were the only team to rank in the top five in both categories. The defensive improvement of 134.4 net yards per game from 2012 was the biggest by a club since the 1970 AFL-NFL merger. In opponent points per game, after surrendering 28.4 in 2012, the Saints gave up only 19.0 in 2013 as they improved in the league rankings from 31st to fourth. After reaching the playoffs for the fourth time in five seasons, Payton led New Orleans to the franchise's first road postseason victory with a 26-24 win at Philadelphia in the Wild Card round. Five players (Brees, Evans, Graham, G Ben Grubbs and Jordan) were selected to the Pro Bowl.

In 2011, the Saints went to the playoffs for the third consecutive season and captured their third NFC South title with a 13-3 record, tying a club record for regular season victories first set in 2009. It was the first time that the club has had at least 11 wins in three straight campaigns. Taking advantage of the Mercedes-Benz Superdome's environment, the Saints posted an undefeated 8-0 record at their home stadium for the first time. With five road victories, the Saints also enjoyed another first in posting winning records at visiting stadiums in three consecutive seasons. In fact, two of the top three road campaigns in team history (7-1 in 2009 and 2018) have come under Payton. His regular season road winning percentage (.552) is tops in club history.

Payton oversaw a record-setting year on offense for the Saints in 2011, as New Orleans set an NFL single-season mark with 7,474 net yards, while also posting a team-record 547 points, then the fourth-highest total all-time. Brees set NFL single-season records for completions (468) and completion percentage (71.2%) and what was then a mark for yardage (5,476). The team set NFL records for total net yards (7,474), completions (472), third down conversion rate (56.7%) and fewest fumbles (6), while also setting what were then league marks for net passing yards (5,347) and first downs (416). A reconfigured offensive line with three new starters surrendered only 24 sacks, tied for the second-lowest total in the league. Five players represented the team at the Pro Bowl.

In 2010, Payton led the Saints to their second straight postseason appearance with an 11-5 record. New Orleans converted an NFL-best 48.8% of their third

PAYTON'S PLACE

PAYTON'S PLACE AMONG SAINTS HEAD COACHES

Payton has the highest winning percentage among the 16 head coaches in Saints history. After 13 seasons with the Saints, he's tied for first in club history in career wins:

Coach	Year	Reg. Season	Playoffs	Overall	Pct.
Sean Payton	2006-	118-74	8-6	126-80	.612
Jim Mora	1986-96	93-74	0-4	93-78	.544
Jim Haslett	2000-05	45-51	1-1	46-52	.469

PAYTON AMONG NFL'S WINNINGEST ACTIVE COACHES SINCE 2006

Sean Payton's been among the league's elite in victories since becoming an NFL head coach in 2006. His 126 regular season and postseason wins since then is ranked fourth among active NFL coaches, while his winning percentage is ranked fifth. Payton owns a 126-80 record over that span.

MOST WINS BY ACTIVE NATIONAL FOOTBALL LEAGUE
HEAD COACHES SINCE 2006

(REGULAR SEASON AND POSTSEASON)

Head Coach	Team	Record
Bill Belichick	New England	181-54
Mike Tomlin	Pittsburgh	132-73-1
Andy Reid	Phi/KC	130-91-1
Sean Payton	New Orleans	126-80
John Harbaugh	Baltimore	114-78

down attempts and ranked sixth in the NFL in total yards (372.5 ypg.). In addition, the team finished third in passing (277.6 ypg.). The Saints finished fifth in the NFL with 351 first downs. The offensive line gave up only 26 sacks, which was the NFL's fifth-lowest total. Five Saints were Pro Bowl selections.

Defensively, the team took a big step forward, making the jump from the 25th ranked total defense in 2009 to fourth overall (306.3 ypg.) in 2010. It marked the first time since 1997 that they ranked among the league's top five. Most significant was a jump in pass defense, moving from 26th (235.6 ypg.) in 2009 to fourth (193.9 ypg.) in 2010. The club moved up from 20th to seventh (19.2 ppg) in opponent points per game. The defense also significantly improved their opponent third down conversion ranking from 14th (38.0%) to fifth (34.5%).

In 2009, en route to the Super Bowl XLIV title, Payton guided the Saints to the team's second NFC South title in four seasons with a 13-3 record. Along the way the Saints set a franchise-record for most regular season wins in a season (13). Their 16 overall victories were the most in the club's history. The Saints also posted the franchise's longest winning streak and best start when they won their first 13 contests. Payton once again was named as the top head coach in the NFL by numerous media outlets and recognized football chapters.

The Saints finished as the NFL's top-ranked offense (sixth in rushing and fourth in passing) for the second straight year. An opportunistic defense recorded 26 interceptions with an NFL-leading five returned for touchdowns. New Orleans

also ranked second in the league in opponent red zone touchdown percentage (39.3%). The Saints set what were then team records in scoring (510) and touchdowns (64) and battled through the postseason with victories over Arizona (NFC Divisional Playoff) and Minnesota (NFC Championship) en route to Super Bowl XLIV. Seven players were named to the Pro Bowl for the first time in franchise history.

In 2008, the Saints ranked first in the NFL in offense and set what were then team records for total yards (6,571), net passing yards (4,977) and first downs (354), also tying what was then a team record for single-game scoring in a 51-29 win over Green Bay. The offensive line surrendered a franchise-low 13 sacks.

In 2007, the Saints endured injuries and a slow start, but put together a four-game winning streak to get back into playoff contention. New Orleans finished fourth in the NFL in total offense while also holding nine opponents to 17 points or less.

Payton scrapped the traditional timetable for rebuilding a club in 2006. In his opening season as a head coach, the Saints jumped out to a 3-0 record - a first in team history, equaling the team's win total from the previous year - and clinched the NFC South title before the regular season finale. New Orleans led the NFL in total offense, went to the postseason for the first time since 2000 and advanced to the NFC Championship for the first time. When the 2006 season came to a close, Payton was voted the Coach of the Year by the *AP*, *Pro Football Weekly*/*Pro Football Writers of America*, *The Sporting News* and the Maxwell Club. He and his staff coached the NFC squad in the Pro Bowl.

Payton was hired as the 14th head coach in Saints history on Jan. 18, 2006 after serving as a member of the Dallas Cowboys coaching staff from 2003-05 under 2013 Pro Football Hall of Fame inductee Bill Parcells. Prior to his final season with the Cowboys, Payton was promoted to assistant head coach/passing game coordinator and was responsible for the team's play-calling after serving as assistant head coach/quarterbacks from 2003-04. In 2005, the Cowboys tied for second in the NFC with 318 first downs. When he arrived, Dallas had ranked 31st in passing the previous year but immediately improved to 17th.

Payton went to Dallas following four years with the New York Giants (1999-2002), the last three as offensive coordinator after spending his first season as quarterbacks coach. He solidified his reputation as one of the game's brightest offensive minds in his first full season as coordinator, when the Giants captured the NFC title and went to Super Bowl XXXV. New York scored 328 points - the club's highest total since 1990 - and finished 13th in the NFL in offense.

Payton was first assigned play-calling duties prior to a game against the New York Jets on Dec. 5, 1999. The Giants responded with 41 points and 490 yards - both season highs - and he retained that assignment over the final five games. Appointed the offensive coordinator the following season, over the next three years the Giants passing attack continually improved, ranking 13th in the NFL in 2000, tied for eighth in 2001 and sixth in 2002.

In 2002 the Giants also finished sixth overall in total offense, the team's highest ranking since 1985. In the previous decade, New York hadn't ranked above 20th.

Prior to joining the Giants, he spent 1997 and 1998 as Philadelphia's quarterbacks coach. In 1997, the Eagles ranked second in passing and third in total offense in the NFC.

Payton has had particular success tutoring quarterbacks. Brees has thrived since arriving in New Orleans, as he holds or has tied a total of 26 club career, single-season and single-game records, 12 of them NFL marks. Since signing with the Saints, Brees has completed 5,461 of 7,974 attempts (68.5%) for 62,089 yards with 440 touchdowns and a 100.6 rating. He has led the NFL in passing yardage a league-record seven times and in completion percentage five times.

Since his first year as a play-caller in 2000, every starting passer under Payton's guidance has thrown for over 3,000 yards. In addition to Brees since 2006, the three starters he worked with in Dallas - Drew Bledsoe in 2005, Vinny Testaverde in 2004 and Quincy Carter in 2003 - all surpassed the milestone. While in New York, Giants QB Kerry Collins had 4,073 yards in 2002.

Payton has also served as a driving force in the NFL, being appointed to the NFL Competition Committee in 2017. The committee is instrumental in guiding the league through rule changes and ways to improve the game.

Payton wrapped two coaching stints at San Diego State University (1988-89 and 1992-93) around a stop at Indiana State (1990-91). During his second stretch with the Aztecs, Payton was running backs coach, working with Heisman Trophy runner-up Marshall Faulk before becoming quarterbacks coach.


Following the 1993 season, Payton moved to Miami (Ohio) (1994-95) where he was quarterbacks coach. He spent 1996 as quarterbacks coach at Illinois before entering the NFL with Philadelphia.

Payton earned a bachelor's degree in communications at Eastern Illinois, where as a quarterback he had 10,665 passing yards, then the third-highest total in NCAA Division I-AA history. The three-time AP All-American selection had professional stints with Chicago of the Arena Football League, Ottawa of the Canadian Football League and the Chicago Bears in 1987. Payton was inducted into the Eastern Illinois Hall of Fame in September of 2000 and had his jersey retired in a ceremony in September of 2010. He received an honorary doctorate from his alma mater in 2013.

Payton was born Dec. 29, 1963 in San Mateo, Calif., and raised in Naperville, Ill., Payton has a daughter, Meghan and a son, Connor.

PLAYING CAREER: Eastern Illinois, 1982-86; Chicago Bruisers (Arena Football League), 1987; Ottawa Rough Riders (CFL), 1987; Chicago Bears, 1987.

COACHING CAREER: San Diego State, 1988-89; Indiana State, 1990-91; San Diego State, 1992-93; Miami (Ohio), 1994-95; Illinois, 1996; Philadelphia Eagles, 1997-98; New York Giants, 1999-2002; Dallas Cowboys, 2003-05; New Orleans Saints (Head Coach), 2006-.





DENNIS ALLEN

DEFENSIVE COORDINATOR

Now in his second stint in New Orleans, Dennis Allen enters his fourth full season as the team's defensive coordinator in his tenth campaign with the club after he was re-hired by Saints Head Coach Sean Payton in 2015. Allen's resume includes 23 years of coaching experience, including the last 17 in the National Football League. One of the most respected defensive minds

in the NFL, Allen has led a New Orleans defense that has experienced a significant rise in most team statistical categories since 2016, while also developing a promising group of young defenders, mixed with veteran leaders and shrewd free agent acquisitions.

In 2018, the Saints boasted the second-best run defense in the NFL, allowing just 80.2 yards per game and 3.6 yards per carry. The defense also collared 49 sacks, which tied for fifth in the league. The New Orleans defense held its opponents to 20 points or less in ten games and had a six-game streak of keeping opponents under 20 for the first time since 2001. DE Cameron Jordan was selected to the Pro Bowl as an *Associated Press* All-Pro in a season where he posted 12 sacks. On the interior, DT Sheldon Rankins posted eight sacks in a breakout campaign, the most takedowns by a Saints interior defender since 2000. DE Marcus Davenport was a PFWA All-Rookie selection, adding 4.5 sacks. LB Demario Davis, in his first season with the club, became only the fourth player in Saints history to record 110 tackles and five sacks in a season. CB Marshon Lattimore led the team with five takeaways in the regular season and added two more in the club's postseason win over Philadelphia.

In 2017, Allen led a Saints defense that finished third in the league in interceptions (20), tied for seventh in sacks (42) and ranked tenth in opponent points per game (20.4 ppg.) after ranking 31st in 2016. Away from home, New Orleans surrendered only 18.3 points per game, tied for sixth in the NFL, with their 146 road points given up tied for the fifth-lowest total by the club since the start of a 16-game schedule in 1978. Allen oversaw a defense that featured first-team All-Pro Jordan who posted a career-high 13 sacks and Lattimore, who led NFL rookies with five interceptions and garnered *Associated Press* Defensive Rookie of the Year honors, as both defenders earned Pro Bowl trips. Lattimore was the second rookie under Allen's tutelage to capture league Rookie of the Year honors. Rookie S Marcus Williams, the club's second round draft pick, joined Lattimore as a PFWA All-Rookie selection, tying for second among league rookies with four picks.

In 2016, a young Saints defensive unit took several strides in the right direction, surrendering only 90.6 rushing yards per game, ranked sixth in the NFL over the final 13 weeks of the season. In fact, New Orleans allowed under 100 yards rushing in eight games on the season, the fewest in a single season since they gave up seven in 2013. Jordan led the team with 7.5 sacks. LB Craig Robertson started

all 15 games he appeared in and filled up the stat sheet with a team-high and career-high 131 tackles, one sack, one interception, five passes defended and two fumble recoveries, staying on the field for nearly every defensive snap.

After starting the 2015 season as the club's senior defensive assistant, Allen assumed coordinator duties in Week 11. As New Orleans rallied to win three of their final four contests, Allen's unit contributed to finishing strong as the defense surrendered 34.3 total net yards per game below the overall season average, including 24.3 fewer yards per game in stopping the run. New Orleans also held opponents to a season-low 17 points in two of the final four contests. Jordan was selected to his second Pro Bowl, as he recorded double-digit sacks (10) for the second time in his career.

Allen served as the head coach of the Oakland Raiders from 2012-14. In his second season, he guided a team that made significant improvement in several areas. Offensively, the Raiders ranked 12th in the NFL in rushing, improving 16 spots in league rankings from 2012 and sixth in yards per rush (4.6), improving 21 places in league rankings despite starting an NFL-high eight offensive line combinations due to injury. The defense replaced nine starters, yet improved in several categories. The defense recorded 38 sacks, 13 more than 2012, and tied for second in the NFL with 15 different players getting to the quarterback. The rush defense improved five spots from 18th in the NFL in 2012 to 13th in 2013, as they limited opposing offenses to just five runs of 20-or-more yards, tied for the fewest in the league, and kept opponents to less than two yards per carry three times. On special teams, the Raiders moved from the NFL's bottom-third to first overall in opponent gross punting (41.7), ranked third in opponent net punting (37.0) and fourth in opponent kickoff returns (20.4).

Allen coached the first four games of the 2014 season for the Raiders, during which he helped usher in a pair of rookies that went on to enjoy impressive campaigns in QB Derek Carr and LB Khalil Mack. The club's pass defense ranked fourth in the NFL.

In 2011, Allen served as defensive coordinator of the Denver Broncos. He led a defense that helped the Broncos win the AFC West division crown and advance to the AFC Divisional round with an AFC Wild Card game victory. The Broncos improved 12 spots over the previous year in overall defensive ranking and bettered their points allowed eight spots. The defense produced four Pro Bowl selections as rookie LB Von Miller joined CB Champ Bailey, S Brian Dawkins and DE Elvis Dumervil on the AFC squad. Miller tied the team's rookie record with 11.5 sacks en route to AP NFL Defensive Rookie of the Year honors and Dumervil also thrived under Allen, rebounding from injury to register 9.5 takedowns. The Broncos' 41 sacks as a team marked the unit's most since 2000.

During Allen's previous five-year tenure in New Orleans, he first served as assistant defensive line coach (2006-07) before being promoted to secondary coach (2008-10).

He was a part of a defensive coaching staff that engineered significant improvement from 2009-10 when the club went 24-8 in the regular season, qualified for

the playoffs both times and captured Super Bowl XLIV. Under Allen's direction in 2010, the Saints secondary allowed an NFL-low 13 touchdown passes, while New Orleans ranked fourth in both opponent net yards per game (306.3) and pass defense (193.9 ypg.). They also registered top five rankings in opponent third down efficiency (34.5%) and opponent passer rating (75.3). S Roman Harper was selected to his second consecutive Pro Bowl, posting 100 tackles and three sacks, and CB Jabari Greer recorded two interceptions with one brought back for a touchdown.

In 2009, Allen tutored a secondary that played a key role in helping the Saints to the club's first Super Bowl victory. A revamped unit accounted for an NFL-high six interception returns for touchdowns and totaled 22 picks on the season with two of the four starters being selected to the Pro Bowl. Greer returned one pick for a touchdown. Harper led the unit with a career-high 127 tackles and added 1.5 sacks and two forced fumbles while being selected to his first Pro Bowl. CB Tracy Porter picked off Brett Favre and Peyton Manning in the fourth quarter in consecutive postseason contests, with his famous Super Bowl XLIV interception being brought back for a touchdown.

While serving as assistant defensive line coach from 2006-07, Allen helped develop a unit that ranked as one of the strengths of the Saints' defense. During that stretch, the defensive front combined for 48.5 sacks, 10 forced fumbles and 10 fumble recoveries and DE Will Smith was voted to the Pro Bowl in 2006.

Allen joined the Saints after a four-year stint with the Atlanta Falcons, where he spent his final two years as defensive assistant/quality control with an emphasis on working with the defensive line. Over the previous two seasons, he was in charge of defensive quality control while helping tutor the secondary.

Over his last two years in Atlanta, the Falcons' defense was paced by the play of the front four. In 2004, Atlanta led the NFL for the first time in club history with 48 sacks and the unit sent DE Patrick Kerney to the Pro Bowl. In 2005 DT Rod Coleman represented the club in the Pro Bowl and the Falcons notched 37 sacks.

In 2002, Allen's first year with the Falcons, he assisted in coaching the defensive backfield. Atlanta improved to 16th against the pass after ranking 30th the year before, and tied for third in the NFL with 24 interceptions.

Allen worked as the secondary coach for the University of Tulsa (2000-01) before heading to the NFL. Prior to his stint at Tulsa, Allen was on the coaching staff for four years (1996-99) at his alma mater, Texas A&M, as a graduate assistant working primarily with the school's secondary.


A native of Hurst, Texas, Allen earned four letters for Texas A&M as a safety from 1992-95 and started the final 21 games of his career. A highlight was his fourth-quarter interception that clinched an 18-9 victory over Texas in 1993, sending the Aggies to their third-straight Cotton Bowl. He collected Southwest Conference Defensive Player of the Week honors after intercepting two passes in a 36-14 win over Oklahoma in 1994.

COACHING STAFF

Allen was signed as an undrafted free agent by the Buffalo Bills and competed in their training camp in 1996. Allen's late father, Grady, played at Texas A&M and was a linebacker for the Falcons from 1968-72.

PLAYING CAREER: Texas A&M, 1992-95.

COACHING CAREER: Texas A&M, 1996-99; Tulsa, 2000-01; Atlanta Falcons, 2002-05; New Orleans Saints, 2006-10; Denver Broncos, 2011; Oakland Raiders (Head Coach), 2012-14; New Orleans Saints, 2015-.



CHARLES BYRD ASSISTANT STRENGTH AND CONDITIONING

After serving as an assistant his first two seasons, Charles Byrd was promoted to assistant strength and conditioning coach in 2010. His responsibilities consist of assisting Head Strength and Conditioning Coach Dan Dalrymple in implementing the team's year-round program.

Byrd is in his 14th season as a coach and 12th in the NFL after stints on the off-season and training camp rosters of the Cleveland Browns, Green Bay Packers, Washington Redskins and New York Giants from 2005-06 as a defensive back, also playing for the Arena Football League's Las Vegas Gladiators in 2006. He started as a strength and conditioning intern at Miami University (Ohio) in 2006, becoming a graduate assistant in his final year with the Redhawks before coming to New Orleans.

Byrd graduated from Morehead State University with a bachelor's degree in university studies, where he played both in the secondary and as a kickoff returner from 2001-04. The Oxford, Ohio native earned Division I-AA Mid-Major All-America honors for two straight seasons. A team captain and three-year starter, he helped the Eagles to three consecutive Pioneer Football League Southern Division championships.

PLAYING CAREER: Morehead State, 2001-04; Las Vegas Gladiators (Arena Football League), 2006.

COACHING CAREER: Miami (Ohio), 2006-07; New Orleans Saints, 2008-.



DAN CAMPBELL

ASSISTANT HEAD COACH/TIGHT ENDS

Dan Campbell enters his fourth season as the New Orleans Saints' assistant head coach/tight ends, bringing 20 years of NFL experience, 11 as a player with four teams and nine as a coach. He joined the Saints in 2016 after spending six seasons on the Miami Dolphins coaching staff, including serving as the club's interim head coach for the final 12 contests in 2015.

Last season, Campbell coached Benjamin Watson who contributed by catching 35 passes for 400 yards and two touchdowns, third on the club in receiving. Also, Josh Hill caught 16 passes for 185 yards and one touchdown under the tutelage of Campbell. The duo also contributed as blockers to the NFL's sixth-ranked rushing offense. Garrett Griffin was elevated to the active roster from the practice squad in the postseason and caught a touchdown in the NFC Championship.

In 2017, three different players made starts at tight end with Hill (10), Michael Hoomanawanui (10) and Coby Fleener (1), where in addition to their pass-catching abilities, blocked for a rushing offense that finished fifth in the NFL. Hill tied a career-high with 16 receptions in the regular season then added six catches for 103 yards and one touchdown in the playoffs. Fleener registered 22 receptions for 295 yards and two touchdowns in 11 games.

In 2016, Campbell juggled several injuries at the position with Hoomanawanui missing the entire season and Hill missing seven contests. Despite the setbacks, the New Orleans tight ends group still played a key role in an offense that ranked first in the NFL with 426.0 total net yards per game and second in scoring with 29.3 points per game. Fleener, in his first season with New Orleans, appeared in 16 games with eight starts, catching 50 passes for 631 yards (12.6 avg.) with three touchdowns, while adding one rush for two yards and one TD.

In 2015, Campbell took over a 1-3 Dolphins club that had lost three consecutive contests and immediately helped the team win their first two games under his supervision and finished 5-7, including a 20-10 win over the New England Patriots in the season finale. After Campbell took the head coaching reigns, Miami improved eight spots in the NFL rushing yards per game rankings with RB Lamar Miller gaining 741 of his 872 yards on the ground and all eight rushing touchdowns, finishing the season with 1,269 total yards from scrimmage and 10 touchdowns. Five Dolphins were selected to the Pro Bowl. QB Ryan Tannehill became the first Dolphins signal-caller to pass for at least 4,000 yards in consecutive seasons since Dan Marino (1984-86).

Prior to taking over Miami's interim duties, Campbell had tutored the Dolphins tight ends since 2011, initially joining the team in 2010 as a coaching intern following the conclusion of his 11-year NFL playing career. In 2014, Campbell's tight

end unit was led by Charles Clay who posted 58 receptions for 605 yards and three touchdowns, while blocking for Miller's first 1,000 yard season, as he and Tannehill combined to become the first duo in franchise history to produce a 1,000-yard rusher and 4,000-yard passer in a season. Fellow tight end Dion Sims recorded career highs in receptions (24), receiving yards (284) and touchdowns (two). In 2013, under Campbell's watch, Clay finished with 69 receptions for 759 yards with six touchdowns. In 2012, Campbell's unit was paced by Anthony Fasano, who posted a team-leading five touchdown receptions.

Campbell joined the Dolphins after 11 years of playing experience with the New York Giants (1999-2002), Dallas Cowboys (2003-05), Detroit Lions (2006-08) and Saints (2009). A third round selection of the Giants in the 1999 NFL draft, the former tight end appeared in a total of 114 games with 75 starts and caught 91 passes for 934 yards and 11 touchdowns.

The Clifton, Texas native attended Texas A&M where he was a four-year letterwinner and agricultural development major.

PLAYING CAREER: Texas A&M, 1995-98; New York Giants, 1999-2002; Dallas Cowboys, 2003-05; Detroit Lions, 2006-08; New Orleans Saints, 2009.

COACHING CAREER: Miami Dolphins, 2010-15 (Head Coach last 12 games of 2015); New Orleans Saints, 2016-.



PETE CARMICHAEL

OFFENSIVE COORDINATOR

Pete Carmichael's in his 11th season as Saints offensive coordinator after tutoring the quarterbacks his first three years with the club. Throughout this time, he has been a key figure in the planning and preparations of an offensive attack that has been ranked first in the NFL in yardage in six of the last 13 seasons and in the top eight each campaign. During Carmichael's

tenure on the New Orleans coaching staff, the club's 13-year streak of finishing in the top 10 in offense is the third-longest since the 1970 AFL-NFL merger.

In 2018, Carmichael guided a Saints offense that finished third in the NFL in points per game (31.5) en route to a 13-3 record and an NFC South Division championship for the second consecutive season. The Saints also finished tied for third with the fewest giveaways (16), ranked sixth in the NFL in rushing yards per game (126.6), eighth in total offense (379.2) and led the NFL in rushing touchdowns (26). Quarterback Drew Brees finished the 2018 regular season surpassing his prior NFL record for completion percentage (74.4), leading the league with a career-high 115.7 passer rating to go along with 32 touchdowns and only five inter-

ceptions in a season when he became the league's all-time completions and passing yardage leader. Also under Carmichael's tutelage, running back Alvin Kamara ranked seventh in the NFL in total yards from scrimmage with a club-best 1,592 yards and ranked second in the league with 18 touchdowns, which tied the franchise-best, earning Pro Bowl honors in the process. Wide receiver Michael Thomas shattered the club's receptions and receiving yardage records with a league-best 125 grabs for 1,405 yards and nine touchdowns. Brees (second-team) and Thomas (first-team) were *Associated Press* All-Pros in addition to being selected as Pro Bowl starters. The offensive line surrendered only 20 sacks for the second consecutive season, the league's second-lowest total. Left tackle Terron Armstead, guards Andrus Peat and Larry Warford and center Max Unger were named to the Pro Bowl, while right tackle Ryan Ramczyk was an AP second-team All-Pro.

In 2017, Carmichael coordinated a balanced offense that finished second in the NFL (391.2 ypg.), with the Saints being the only club to be ranked in the top five both in passing (fifth-261.8) and rushing (fifth-129.4). The Saints also finished first in the NFL in yards per play (6.3), passing yards per play (8.1), fourth down efficiency (80.0%) and yards after the catch (2,401). Brees set the NFL single-season record for completion percentage (72.0%), completing 386-of-536 passes for 4,334 yards and 23 touchdowns, eight interceptions, his lowest total as a Saint and a 103.9 passer rating. Running back Mark Ingram II set career-highs with 1,124 yards rushing, 12 rushing touchdowns, 58 receptions and 1,540 total yards from scrimmage. Kamara set a league record for rookie running backs with 826 receiving yards on 81 receptions and five touchdowns, while he led the NFL by averaging 6.1 yards per carry on 120 carries for 728 yards with eight touchdowns, as he led the club with 1,554 total yards from scrimmage and was selected by the AP as the NFL Offensive Rookie of the Year and as a second-team All-Pro (flex). The 3,094 combined total yards from scrimmage from Ingram and Kamara was the second-most by an NFL running back duo since the start of a 16-game season in 1978. Thomas set the club single-season receiving record with 104 receptions for 1,245 yards. The 4,339 combined total yards from scrimmage by Ingram, Kamara and Thomas, was the highest total by a skill position trio in club history. The offensive line allowed just 20 sacks, the second-fewest in the NFL, even though they had to open with six different starting combinations. Brees, Ingram, Kamara, Thomas and Warford were selected to the Pro Bowl.

In 2016, the Saints offense ranked first in the NFL (426.0 ypg.), with the club also finishing first in passing offense (317.1 ypg.), third down efficiency (48.6), first downs (395) and yards after catch (2,439). The club posted the third-highest scoring season in club history, ranking second in the NFL (29.3 ppg.). The team's 6,816 total yards gained on the season was the seventh-highest total in league history. With Thomas and wide receiver Brandin Cooks each recording 1,000-yard receiving seasons, Ingram posting a 1,000-yard rushing season and Brees reaching 5,000-yards passing, the New Orleans offense became the second one in NFL history that featured a 5,000-yard passer, a 1,000-yard rusher and two 1,000-yard receivers, joining the 2013 Denver Broncos. Brees reached 5,000 passing yards for an NFL-record fifth time while his passing yardage total (5,208) was the second-highest in his career and the fourth-highest of all-time, leading the league for an NFL-record seventh time. He also set an NFL single-season record for completions (471), as he was named to the Pro Bowl. Ingram ran for 1,043 yards, becom-


ing the first 1,000-yard rusher in club history since 2006 (Deuce McAllister). Cooks (1,173) and Thomas (1,137) each eclipsed 1,100 yards receiving with Thomas setting the team single-season rookie record for receptions, receiving yardage and receiving touchdowns. Thomas finished the season leading all NFL rookies in all three categories with the receptions total second all-time for a rookie behind Anquan Boldin's 101 in 2003.

In 2015, Carmichael coordinated an offense that finished second in the NFL (403.8 ypg.), with the club finishing first in net passing yards per game (310.6), third down efficiency (47.7%) and first downs (381). Brees threw for an NFL-high 4,870 yards and 32 touchdowns with a 101.0 rating despite missing one game. Despite being sidelined the final four games, Ingram had a team-high 1,074 total yards from scrimmage. Wideouts Cooks and Willie Snead IV enjoyed breakout seasons. Cooks led the team in all three major receiving categories with 84 grabs for 1,138 yards and nine touchdowns. Snead secured a roster spot and made 69 catches for 984 yards and three touchdowns. Tight end Benjamin Watson set career-highs with 74 grabs for 825 yards, while tying a career-best with six touchdown receptions.

In 2014, Carmichael led an offense that finished first in the NFL in net yards per game (411.4), third down efficiency (48.3%) and first downs (395). Brees tied for the NFL lead in passing yardage (4,952). He also finished first in the NFL in completions (456), second in completion percentage (69.2%) and tied for fifth in touchdown passes (33). Tight end Jimmy Graham led the team in both receiving and touchdowns with 85 catches for 889 yards and ten touchdowns and Ingram led the team in rushing yards (964), total yards from scrimmage (1,109) and rushing touchdowns (nine), which was tied for third in the NFL. Four offensive Saints made the Pro Bowl: Brees, guard Jahri Evans, Graham and Ingram.

In 2013, the offense finished fourth in net yards per game (399.4), second in passing offense (307.4 ypg.), third in third down conversion percentage (43.9%), fourth in first downs (359) and second in yards after the catch (2,576). Brees, Evans, Graham and guard Ben Grubbs were selected to the Pro Bowl. Brees finished near the top of the NFL in virtually every passing category, completing 446-of-650 (68.6%) passes for 5,162 yards with 39 touchdowns and a 104.5 rating. Graham enjoyed one of the most prolific seasons for a tight end in NFL history, recording 86 receptions for 1,215 yards with a franchise-record 16 touchdowns. The 2013 Saints were also only the fifth NFL team to have four players with 65 or more catches (Graham-86, running back Pierre Thomas-77, wide receiver Marques Colston-75 and running back Darren Sproles-71), as New Orleans did so for the second consecutive season.

In 2012, Carmichael called plays for an offense that finished second in the NFL (410.9 ypg.) and third in the league in scoring (28.8 ppg.). The Saints also compiled top-five NFL rankings in red zone touchdown percentage (68.4%), third down conversion rate (44.0%) and first downs (352), supported by a line with two Pro Bowl selections (tackle Jermon Bushrod and Evans) that surrendered only 26 sacks, tied for third-lowest in the NFL. Brees threw for 5,177 yards and 43 touchdowns, both league-bests. The wideout duo of Colston and Lance Moore each reached 1,000 yards.



In 2011, the Saints produced some of the best offensive numbers in league history as the team shattered several NFL and team records. After Head Coach Sean Payton suffered a leg injury in Week Six, Carmichael took over play-calling duties. New Orleans set NFL records in completion percentage (71.3%), net passing yardage (5,347) and first downs (416) that have since been broken, while the marks for total net yards (7,474), third down conversion rate (56.7%) and fewest fumbles (6) still stand. They also set a team mark and led the league in third down conversions (118). New Orleans finished with 547 points, the fourth-highest total in NFL history, and scored at least 45 points in four regular season games and one postseason contest, including three straight outputs of at least 45. Brees enjoyed one of the most prolific seasons by a signal-caller as he completed 468-of-657 passes (71.2%) for 5,476 yards, 46 touchdowns and a 110.6 rating, breaking NFL records for yardage (since broken), completions, 300-yard passing games (13) and completion percentage (since broken). Graham had a club-record 99 receptions for 1,310 yards with 11 touchdowns. A running game that was ranked sixth in the NFL flourished behind an offensive line that featured three Pro Bowl selections (Bushrod, Evans and guard Carl Nicks), in addition to Brees and Graham.

In 2010, the Saints finished third in the NFC and sixth in the NFL after averaging 372.5 yards of total offense, finishing third in the league in passing. The unit converted 48.8% of their third down conversions and ranked fifth in the NFL with 351 first downs.

In 2009, Carmichael's first season with his new title, the Saints continued to compile impressive numbers on offense. The Saints finished in the top five in seven offensive categories, while also racking up an NFL-best 510 points. At least 45 points were scored four times, a fifth time in the postseason, with four straight outputs of at least 30. The Saints ranked first in the league with 6,461 net yards, then the third-best total in club history. The Saints' 348 first downs was the second-best total in league rankings. The Saints also finished ranked sixth in the NFL in rushing with 131.6 yards per game on 4.5 yards per carry. The offense continued to flourish in the postseason, averaging 35.6 points per game and scoring eight-of-nine times inside the red zone. Brees keyed the run, completing 70.6 percent of his passes and throwing eight touchdowns with a 117.0 passer rating. He was selected the Super Bowl XLIV MVP, as he led the Saints back from a ten-point deficit, completing 18 of his last 19 passes and engineering the fourth quarter game-winning drive.

In 2008, Carmichael's title was quarterbacks/passing game - with duties that included assisting in the pass routes, protection schemes and quarterback responsibilities. He tutored the signal callers his first three seasons with the club. In 2008, the offense went on to rank No. 1 in the NFL in passing, and Brees threw for 5,069 yards.

Carmichael has worked closely with Brees since both arrived in New Orleans in 2006, while all of the franchise's passing records have fallen. Brees has led the NFL or tied for the lead in passing yardage an NFL-record seven times, set the league record for completion percentage four times and has thrown for a club-record 440 touchdowns over the last 13 seasons.

Carmichael brings the perspective of having a wide range of coaching experiences, including working with nearly every position group on offense. With the Chargers, he assisted wide receivers coach James Lofton for an offense that ranked tenth in the NFL in 2004 and 2005. Carmichael joined the Chargers in 2002 and served as offensive assistant/quality control coach until being promoted.

In 2001, Carmichael was quality control coach for the Washington Redskins, and in 2000, he was the tight ends coach and offensive assistant for the Cleveland Browns. From 1995-99, Carmichael was the quarterbacks coach at Louisiana Tech, and during his tenure the signal-callers broke almost every school passing record. He began his coaching career as the assistant offensive line coach at the University of New Hampshire in 1994, with the Wildcats winning the Yankee Conference championship.

Born Oct. 6, 1971 in Framingham, Mass., Carmichael attended Medway (Mass.) High School where he played football and baseball. He was a four-year baseball letterman at Boston College. As a senior, Carmichael was a team captain and Most Valuable Player. He graduated with a degree in mathematics in 1994.

COACHING CAREER: New Hampshire, 1994; Louisiana Tech, 1995-99; Cleveland Browns, 2000; Washington Redskins, 2001; San Diego Chargers, 2002-05; New Orleans Saints, 2006-.



RONALD CURRY

WIDE RECEIVERS

Ronald Curry enters his fourth season with the New Orleans Saints and first in his current position after serving as assistant wide receivers coach from 2017-18 and as offensive assistant in 2016. Entering his 14th season in the NFL overall, Curry spent 2013-15 as a member of the San Francisco 49ers coaching staff and also enjoyed a seven-year NFL career as a

wideout for the Oakland Raiders.

Last season, he helped Michael Thomas shatter the club's receptions and receiving yardage records with a league-best 125 grabs for 1,405 yards and nine touchdowns, as he was named an *Associated Press* first-team All-Pro and Pro Bowl starter. He also helped develop 2018 third-round pick Tre'Quan Smith, who was named NFL Rookie of the Week after ten reception, 157-yard, one touchdown performance in Week 11.

In his three years with the 49ers, Curry served as wide receivers coach in 2015 and as an offensive assistant working with the wideouts from 2013-14. In 2015,

COACHING STAFF

Anquan Boldin recorded at least 65 receptions for the fourth consecutive season and Torrey Smith led the National Football League in yards per catch (20.1). From 2013-14, Boldin became the first player in 49ers history to reach 1,000 receiving yards in each of his first two seasons with the team and the first 49ers receiver to eclipse the mark in back-to-back seasons since Terrell Owens from 2002-03.

Prior to joining the 49ers staff, Curry spent three years at Mooresville Christian Academy in Mooresville, N.C., as the athletic director and head football coach.

Curry was originally selected in the seventh round (235th overall) by the Oakland Raiders in the 2002 NFL Draft. He played in 76 career games with 32 starts and registered 193 receptions for 2,347 yards and 13 touchdowns from 2002-08.

While with Oakland, Curry learned the intricacies of the wide receiver position from Hall of Famers Fred Biletnikoff (2003-06) and James Lofton (2008).

A four-year starter at the University of North Carolina (1998-2001), where he played quarterback, Curry left Chapel Hill with school records of 4,987 passing yards and 6,236 yards of total offense in his career. In the 2001 Peach Bowl against Auburn, Curry earned Offensive MVP honors. The year prior, Curry was voted Tar Heels Offensive MVP as a junior, where he registered 2,325 passing yards and 11 passing touchdowns. Curry was a two-sport athlete at UNC, as he was also the starting point guard on the school's 1998-99 and 2000-01 basketball teams.

A native of Hampton, Va., Curry was an All-American in both football and basketball in high school.

PLAYING CAREER: North Carolina, 1998-2001; Oakland Raiders, 2002-08.

COACHING CAREER: Mooresville Christian Academy (Head Coach), 2010-12; San Francisco 49ers, 2013-15; New Orleans Saints, 2016-.



DAN DALRYMPLE

HEAD STRENGTH AND CONDITIONING

By designing extensive and innovative workout programs - crafted to the needs of every player as well as the demands of each position group - Head Strength & Conditioning Coach Dan Dalrymple has been a key member of the Saints organization since arriving in 2006. His responsibilities and influence both in the weight room and on the field remain constant throughout the entire year.

The efforts of Dalrymple and his staff have played a key role in the club's success over the past 13 seasons. His routines, focused on building and maintaining

strength and stamina while minimizing injuries, have paid dividends for the Saints. Since 2006, New Orleans has put together 15 winning streaks of three games or more, including a franchise-record 13-game win streak in 2009 and a ten-game run in 2018. 24 players have been selected to the Pro Bowl during his tenure, 18 for the first time in their National Football League careers.

Throughout his tenure, Dalrymple's teams have traditionally finished strong. In 2009's Super Bowl XLIV Championship season, evidence of the conditioning of the club was their stamina throughout games, as they outscored opponents 139-48 in the fourth quarter, finishing first in the NFL in both points scored and allowed in the final period. He was named as the recipient of the Cybex Professional Strength and Conditioning Coach of the Year award by the Professional Football Strength and Conditioning Coaches Association and the Samson Strength and Conditioning NFL Coach of the Year award from *American Football Monthly*.

In 2018, the Saints captured their division in back-to-back seasons for the first time in franchise history with their third 13-win regular season campaign since 2009. In a sign of stamina, New Orleans outscored their opponents in the fourth quarter and overtime 168-83, leading the NFL in fourth quarter points per game (10.1 avg.). In addition to winning streaks of ten games and three games, the 2018 Saints were the only club in franchise history to not have a losing streak. Dalrymple was recognized for the club's accomplishments as he became only the second NFL strength coach to receive professional coach of the Year honors multiple times from the Professional Football Strength and Conditioning Coaches Association (2009 and 2018).

Prior to joining the Saints, Dalrymple spent the previous 17 seasons in a similar capacity at Miami University (Ohio), including the last 16 as director of athletic conditioning, a program that he built from its foundation. While the Redhawks football team was a focus of his efforts, Dalrymple and his staff created workout regimens for every athletic program. He was promoted with the additional title of assistant athletic director in 2003. At Miami, he was a coaching colleague of Saints Head Coach Sean Payton from 1994-95.

Dalrymple has been certified by the National Strength & Conditioning Association since 1991 and has been honored as a finalist for the organization's coach of the year in 1995, 1997, 1999, 2003 and 2006. He's one of only three NFL coaches in his field to be certified by the Collegiate Strength & Conditioning Coaches Association as a Master Strength & Conditioning Coach.

Dalrymple has earned two certifications for USA Weightlifting that designate him as qualified to work with athletes in Olympic weightlifting and as a sports performance specialist.

After taking over the supervision of Miami's strength and conditioning program in 1989, the football program posted a 116-72-9 record, had a streak of 12-straight winning seasons and went to bowl games in 2003 and 2004.

For the Saints, Dalrymple couples his intense work ethic and a constant evolution of his approach with a lengthy background in football.

COACHING STAFF


A 1988 graduate of Miami, Dalrymple was a four-year starter (1983-86) as an offensive lineman and was a first-team All-MAC selection his final two seasons, also earning honorable mention All-America accolades. He was one of three captains of the 1986 conference champion team. Dalrymple was later honored as one of five linemen on the *Cincinnati Enquirer's* All-20th Century Miami football team and was elected to the school's Hall of Fame in 2002.

After his college career and attending training camp with the Seattle Seahawks, Dalrymple returned to his alma mater as a student assistant coach in 1987. He served as a graduate assistant the following year before being promoted to offensive line and strength coach in 1989. He was named strength & conditioning coordinator in December of that year.

In 2011, Dalrymple co-authored his first book, "The Athletic Body Puzzle-The Guide For Parents And Coaches."

PLAYING CAREER: Miami (Ohio), 1983-86.

COACHING CAREER: Miami (Ohio), 1987-2005; New Orleans Saints, 2006-.




DECLAN DOYLE

OFFENSIVE ASSISTANT

Declan Doyle is in his first season as an offensive assistant with the Saints. Prior to joining the Saints, he started his coaching career as an offensive student assistant at the University of Iowa. At Iowa, Doyle primarily assisted the offensive staff during daily individual drills and broke down film of upcoming opponents' defenses.

In 2018, Doyle graduated from Iowa with a bachelor's degree in business, management, marketing and related support services. The Iowa City native transferred to Iowa after serving as the baseball team captain at Iowa Western Community College.

COACHING CAREER: Iowa, 2016-18; New Orleans Saints, 2019-.



PHIL GALIANO

ASSISTANT SPECIAL TEAMS

Phil Galiano enters his first season with the New Orleans Saints as assistant special teams coach in 2019. Galiano is a veteran in the coaching ranks with 19 years of experience, including three seasons in the NFL.

In 2018, Galiano was the special teams coordinator and assistant defensive line coach at Penn State. The Nittany Lions were ranked 12th in the country in kickoff return average with (24.7 ypr.) and 23rd in special teams efficiency and gross punt average (43.09 avg.). He joined the Nittany Lions in 2017 as a defensive consultant and served as the special teams coordinator for the 2017 Playstation Fiesta Bowl.

In 2016, he was a special teams intern with the Miami Dolphins and served under current Saints Special Teams Coordinator Darren Rizzi. Miami ranked seventh in Rick Gosselin's special teams rankings in 2016 and led the National Football League in opponent gross punting average (41.8 yards per punt) and tied for the league lead with four blocked kicks.

Galiano spent eight years at Rutgers over three stints, most recently as special teams coordinator/tight ends coach in 2015 and director of recruiting in 2014. Under Galiano's tutelage, the Scarlet Knights ranked 12th in ESPN's special teams efficiency ranking, including finishing 19th in the FBS in kick return defense (18.75), 13th in punt return average (13.92) and scoring five special teams touchdowns in 2015.

After 12 years at the college level, Galiano jumped to the National Football League with the Tampa Bay Buccaneers from 2012-13 as assistant special teams coach. In 2013, Tampa Bay led the NFL in kickoff return defense (18.8 ypr.) and blocked two punts. In 2012, the Buccaneers led the NFL with three blocked punts. Galiano also worked with K Connor Barth, who tied for the league lead in field goals of 40+ yards and P Michael Koenen, who led the league in touchbacks on kickoffs and touchback percentage on kickoffs.

In his second stint with the Scarlet Knights, Galiano coached the defensive line (2011) and tight ends (2010). In 2011, the Rutgers defense finished third in the FBS in forced turnovers (34), eighth in tackles for loss (7.62) and scoring defense (18.31) and 15th in sacks (2.69).

Prior to his second stint at Rutgers, Galiano served as the defensive coordinator and linebackers coach at Florida International from 2007-09. At FIU, Galiano helped the Panthers achieve marked improvements on the defensive side of the ball. Between the 2007 and 2008 seasons, FIU jumped up 74 spots in turnover margin, 45 spots in pass efficiency defense, 36 spots in scoring defense, 34 spots in total defense and 25 spots in rush defense. The team also ranked 25th nationally in tackles for loss average, moving up 37 spots.

COACHING STAFF


In his first stop at Rutgers from 2003-06, Galiano began as a defensive graduate assistant in 2003, before he was elevated to linebackers coach in 2004. He spent the 2005-06 seasons coaching the defensive ends. His defensive ends were major contributors on a defensive unit that ranked fourth nationally. Rutgers' defense was fifth in the NCAA in both sacks and tackles for loss per game and produced first-team All-America and All-Big East defensive lineman Eric Foster, as well as second-team All-Big East defensive lineman Jamaal Westerman, both of whom played in the NFL.

Galiano began his coaching career at Dickinson College, where he worked with the outside linebackers in 2000. He spent 2001 as outside linebackers coach at the University of New Haven under Head Coach Rizzi before becoming an offensive assistant at Villanova in 2002, working primarily with the tight ends.

A three-year starter at safety for Shippensburg University, Galiano served as a tri-captain during his senior campaign. He helped lead the Raiders to three consecutive winning seasons from 1997-99. The Norristown, Pennsylvania native graduated in 2000 with a bachelor's degree in business administration.

PLAYING CAREER: Shippensburg University, 1996-99.

COACHING CAREER: Dickinson College, 2000; New Haven, 2001; Villanova, 2002; Rutgers, 2003-06; Florida International, 2007-09; Rutgers, 2010-11; Tampa Bay Buccaneers, 2012-13; Rutgers, 2014-15; Miami Dolphins, 2016; Penn State, 2017-18; New Orleans Saints, 2019-.



PETER GIUNTA

SENIOR DEFENSIVE ASSISTANT

Peter Giunta (pronounced GEN-ta) enters his fourth season as a Saints senior defensive assistant in 2019. He's a 40-year coaching veteran, including 28 years of experience in the NFL with three Super Bowl Championships.

In his first three seasons in New Orleans, he has collaborated with secondary coach Aaron Glenn to tutor the defensive backs that have played a pivotal role in the club's defensive improvement. Cornerback Marshon Lattimore enjoyed a breakout campaign in 2017, starting all 13 games he appeared in and leading NFL rookies with a team-high five interceptions and tying for the rookie lead with a club-best 18 passes defended as he was the youngest Saint (21 years old) ever selected to the Pro Bowl and the franchise's first AP Defensive Rookie of the Year. In 2018, Lattimore continued his development, leading the team with five takeaways in the regular season, adding two interceptions in the NFC Divisional Playoff win over Philadelphia. At the corner position opposite Lattimore in 2018, he helped Eli Apple make a successful in-season transition to the Saints after being acquired from the

New York Giants, recording three takeaways in ten games. Giunta helped develop young safeties Vonn Bell and Marcus Williams, who went from second-round draft selections in 2016 and 2017 to starters. Bell has led the secondary in tackles for three consecutive seasons, finishing with 87 stops in 2018. In 2018, Williams started all 16 games at free safety and recorded two interception returns for 100 yards and one fumble recovery.

Giunta served as the secondary/cornerbacks coach of the Giants from 2006-14, a period when New York captured two Super Bowl titles. With the Giants, he was at the forefront in the development of several young cornerbacks, while also experiencing success with veterans.

During his tenure in New York, the Salem, Mass. native was pivotal in the development of cornerbacks who contributed to the Giants winning two Super Bowls. Former LSU standout Corey Webster developed into an eight-year starter under Giunta's watch in New York and recorded 22 interceptions and four fumble recoveries in the regular season and postseason, including recording three takeaways in the 2007 playoffs all the way to a Super Bowl title. Webster's pick of a Brett Favre pass set up the Giants' game-winning field goal in overtime of the NFC Championship Game in Green Bay. In 2011, Webster opened all 20 regular season and postseason contests. Cornerback Aaron Ross, the club's first round draft pick in 2007, was inserted into the starting lineup midway through his rookie campaign and he delivered with three interceptions including one brought back for a score. Ross returned to the starting lineup in 2011 and finished tied for second on the team to Webster (six) with a career-high four picks. Most recently, Giunta was instrumental in the development of cornerback Prince Amukamara, the team's first round draft pick in 2011, who despite missing the last eight games with a biceps injury in 2014, had set a career-high with three interceptions through the first eight contests. In 2009, cornerback Terrell Thomas led the team with five interceptions, one returned for a touchdown, as New York ranked ninth in opponent net passing yards per game. Thomas was selected to the *USA Today* All-Joe Team.

Giunta was Kansas City's defensive backs coach from 2001-05. In 2003, safety Jerome Woods earned his first career Pro Bowl berth under his guidance, an impressive feat considering the fact that he missed the 2002 campaign with a broken leg. The Chiefs registered 25 interceptions to rank third in the NFL that season, as safety Greg Wesley and cornerback Dexter McLeon paced the team with six picks apiece.

Giunta joined the Chiefs after spending four seasons (1997-2000) with the St. Louis Rams, including the last three as that club's defensive coordinator. Giunta served as the Rams' assistant head coach under Dick Vermeil in 1998-99, after originally joining the staff as defensive backs coach in 1997.

As defensive coordinator, Giunta was responsible for the resurgence in the St. Louis defense which helped spark the club's unexpected run to a world championship in 1999. Those efforts culminated with a 13-3 regular season record and a 23-16 victory over the Tennessee Titans in Super Bowl XXXIV. Giunta's unit led the league in rush defense in 1999, allowing just 74.3 yards per game, while ranking fourth in scoring defense (15.1 ppg.) and sixth in total defense (293.6 ypg.).

COACHING STAFF

The Rams' 1999 defense led the NFC and was second in the NFL with 29 interceptions. Cornerback Todd Lyght tied for the league lead with six picks, earning his initial Pro Bowl berth in the process. St. Louis was also opportunistic, returning nine takeaways (seven interceptions and two fumbles) for touchdowns in 1999. Those turnovers were due in large part to a Rams pass rush which racked up 57.0 sacks, a figure which tied for the league lead. The sack brigade was headlined by Pro Bowl defensive end Kevin Carter, who led the NFL with 17.0 takedowns.

Giunta's long had a reputation for getting the most out of his defensive backs. In 2000, McLeon intercepted eight passes, a total surpassed only by one player. In Giunta's first season as defensive coordinator in 1998, St. Louis ranked third in the NFL in pass defense, allowing 176.9 yards per game. With Giunta serving as defensive backs coach in 1997 the Rams were second in the league with 25 interceptions, including an NFL-high nine by cornerback Ryan McNeil.

Prior to his stint with the Rams, Giunta spent two seasons as defensive backs coach for the New York Jets. In 1995, the Jets led the league in opponent net yards passing (171.3 yards per game). Giunta was instrumental in the development of Glenn, who would go on to be a three-time All-Pro and Pro Bowl selection.

Giunta entered the NFL as the defensive backs coach with the Philadelphia Eagles from 1991-94. In 1991, the Eagles defense ranked first in the league in passing defense (150.8 yards per game), rushing defense (71.0 yards per game) and total defense (221.8 yards per game). That marked just the fifth time in NFL history and the first time since 1975 that a single team led the league in all three of those defensive categories. No team has equaled that feat since the 1991 Eagles. Giunta's ten seasons in the college ranks began at Penn State (1981-83). He was a defensive assistant his first year before coaching the tight ends in his final two seasons. While he was at Penn State, the Nittany Lions won the 1982 National Championship with a 27-23 victory over Georgia in the Sugar Bowl. Penn State won three bowl games during Giunta's tenure.

Following Penn State, Giunta moved to Brown (1984-87), where he coached both the tight ends and wide receivers before becoming the offensive coordinator (1986-87). He then joined the staff at Lehigh (1988-90), where he was responsible for the tight ends and wide receivers.

After a four-year playing career as a defensive back and running back at Northeastern (1974-77), Giunta began his coaching career in Massachusetts, where he was an assistant coach at Swampscott High School from 1978-80.

PLAYING CAREER: Northeastern, 1974-77.

COACHING CAREER: Swampscott (Mass.) High School, 1978-80; Penn State, 1981-83; Brown, 1984-87; Lehigh, 1988-90; Philadelphia Eagles, 1991-94; New York Jets, 1995-96; St. Louis Rams, 1997-2000; Kansas City Chiefs, 2001-05; New York Giants, 2006-14; New Orleans Saints, 2016-.



AARON GLENN SECONDARY

Aaron Glenn brings 22 years of NFL playing, front office and coaching experience to the Saints staff in his fourth season as an assistant in New Orleans.

In his first three seasons in New Orleans, the defensive backs have played a pivotal role in the club's defensive improvement. CB Marshon Lattimore enjoyed a breakout campaign in 2017, starting all 13 games he appeared in and leading NFL rookies with a team-high five interceptions and tying for the rookie lead with a club-best 18 passes defended as he was the youngest Saint (21 years old) ever selected to the Pro Bowl and the franchise's first AP Defensive Rookie of the Year. In 2018, Lattimore continued his development, leading the team with five takeaways in the regular season, adding two interceptions in the NFC Divisional Playoff win over Philadelphia. At the corner position opposite Lattimore in 2018, Glenn helped Eli Apple make a successful in-season transition to the Saints after being acquired from the New York Giants, recording three takeaways in ten games. He has been instrumental in the development in two young safeties in Vonn Bell and Marcus Williams, who went from second round draft selections in 2016 and 2017 to starters. Bell has led the secondary in tackles for three consecutive seasons, finishing with 87 stops in 2018. In 2018, Williams started all 16 games at free safety and recorded two interception returns for 100 yards and one fumble recovery.

From 2014-15, Glenn served as assistant secondary coach with the Cleveland Browns. In a 2015 campaign where Pro Bowl CB Joe Haden played in only five games due to injuries, Cleveland's secondary was led by veterans in S Donte Whitner and CB Tramont Williams, who led the defensive backfield with 81 and 69 tackles respectively. In 2014, Glenn worked with a group that garnered Pro Bowl honors from S Tashaun Gipson, Haden and Whitner, marking the first time in team history that three defensive backs were selected. The Browns led the NFL in opponent passer rating (74.1), completion percentage (57.1) and passes defended (99). Cleveland finished second in the league with 21 interceptions, the team's highest total since 2008. They also finished ranked fifth in the league in yards per pass attempt (6.44), fifth in red zone defense (46.3) and ninth in points per game (21.1). Cleveland was also the only team to have two players with at least 18 passes defended, as Haden led the team and finished second in the league with 20, while CB Buster Skrine tied for fourth with 18. Despite missing the final five games, Gipson finished second in the NFL with six interceptions, the most by a Brown since 2010.

Before joining the Browns, Glenn spent two seasons (2012-13) in the New York

COACHING STAFF


Jets front office. He served as a college area scout in 2013 after a season as a pro personnel scout.

A first-round pick (12th overall) by the Jets in 1994 out of Texas A&M, Glenn started 176 of his 205 career games during his tenure with New York (1994-2001), Houston (2002-04), Dallas (2005-06), Jacksonville (2007) and New Orleans (2008). A three-time Pro Bowler (1997-98, 2002), he recorded 661 career tackles, 41 interceptions and 167 passes defended. Glenn scored eight career touchdowns, including six interception returns, a 96-yard kickoff return and a 104-yard return on a missed field goal.

Glenn earned a bachelor's degree in business management from Texas A&M, where he was a two-time All-American, departing as the school's all-time leader in passes defended in a season (20), season punt-return average (19.9) and punt return yards in a game (131). In 2003, the Humble, Texas native established the Aaron Glenn Foundation, which supports education and health initiatives for families and children.

PLAYING CAREER: Navarro (Texas) JC, 1990-91; Texas A&M, 1992-93; New York Jets, 1994-2001; Houston Texans, 2002-04; Dallas Cowboys, 2005-06; Jacksonville Jaguars, 2007; New Orleans Saints, 2008.

COACHING CAREER: Cleveland Browns, 2014-15; New Orleans Saints, 2016-.



MICHAEL HODGES

ASSISTANT LINEBACKERS

Michael Hodges is in his first season as the assistant linebackers coach. Previously he served two seasons as a defensive assistant (2017-18).

Hodges came to New Orleans after serving on the coaching staff at Eastern Illinois University from 2014-16. From 2014-15, Hodges tutored the linebackers. In 2016, he was elevated to co-defensive coordinator, while also coaching the team's safeties. Hodges came to Eastern Illinois after serving two seasons as a defensive graduate assistant coach at Fresno State, where he coached the inside linebackers and assisted with film breakdown, scouting and game preparation.

Hodges played linebacker at Texas A&M where he earned second team All-Big 12 honors as a senior when he led the Aggies in tackles and honorable mention as a junior after beginning his career as a walk on. He was a two-time Academic All-Big 12 selection and was named a first team Academic All-American in 2010. He

COACHING STAFF

graduated in 2010 and earned his master's from Texas A&M in 2011. He was presented with the 2010 Heart Award, which is the highest honor for a Texas A&M senior football player.

PLAYING CAREER: Texas A&M, 2008-11.

COACHING CAREER: Fresno State, 2012-13; Eastern Illinois, 2014-16; New Orleans Saints, 2017-.



CURTIS JOHNSON

SENIOR OFFENSIVE ASSISTANT

In his second stint with the Saints, Curtis Johnson enters his ninth season on the New Orleans staff. Possessing more than 30 years of coaching experience at the collegiate and professional levels, Johnson has had the opportunity to coach some of the game's top receivers, including Marques Colston, Devery Henderson, Ted Ginn Jr., Joe Horn, Alshon Jeffery Andre

Johnson, Robert Meachem, Lance Moore, Santana Moss, Michael Thomas and Reggie Wayne.

Johnson possesses 35 years of coaching experience, including four as head coach at Tulane University and 31 seasons in all as an offensive assistant in the NFL, college and high school.

Under Johnson's direction, the Saints have produced a 1,000-yard wide receiver in seven of his eight seasons on the New Orleans sideline, easily the most impressive results in franchise history. During that tenure, he has been a part of six play-off teams, five division titles and one Super Bowl championship.

Last season, Johnson helped Thomas shatter the club's receptions and receiving yardage records with a league-best 125 grabs for 1,405 yards and nine touchdown grabs, as he was voted an *Associated Press* first-team All-Pro and selected a Pro Bowl starter. He also helped develop 2018 third-round pick Tre'Quan Smith, who was named NFL Rookie of the Week after a ten reception, 157-yard, one touchdown performance in Week 11.

In Johnson's first season tutoring Thomas in 2017, the wideout set the club's receiving record for the first time with 104 receptions for 1,245 yards, while earning his first Pro Bowl berth. Ginn in his first season as a Saint, finished the regular season with 53 receptions for 787 yards (14.8 avg.) and four touchdowns and added 12 grabs for 187 yards (15.6 avg.) and an 80-yard touchdown in the postseason.

In 2016, Johnson instructed a Chicago Bears wide receiving corps that was ham-

pered by injuries for much of the season, with Jeffery still accumulating 821 receiving yards on 52 receptions (15.8 avg.) despite playing in just 12 games. Cameron Meredith became the first undrafted player to lead the Bears in receiving since 1993, finishing with 66 catches for a club-best 888 yards and four touchdowns. During Johnson's first six-year stint with the Saints he helped the wide receivers become part of a passing offense that led the NFL in gross passing yards (28,749), completion percentage (67.6) and passing touchdowns (202). The Saints had 42 100-yard receiving performances by wideouts during those six seasons. During those six seasons, Johnson oversaw the development of the quartet of Colston, Henderson, Meachem and Moore.

A seventh round selection (252nd overall) of the Saints in the 2006 NFL Draft, Colston made an immediate impact as a rookie by recording 70 receptions for 1,038 yards (14.8 avg.) with eight touchdowns, leading the club in receiving yardage and scoring grabs. During Johnson's first Saints tenure from 2006-11, Colston ranked eighth in the NFL in receiving yards (6,240), ninth in receptions (449) and seventh in receiving touchdowns (48), while compiling five of his six career 1,000-yard receiving seasons. Colston's 98 receptions in 2007, what was a franchise mark and his 11 touchdowns that season tied a team record (now tied for second). In 2009, when New Orleans captured Super Bowl XLIV, Colston led the team with 70 grabs for 1,074 yards and tied for the team lead with nine touchdowns. After recording only three grabs in his first two seasons from 2004-05, Henderson caught 201 passes for 3,718 yards with 16 touchdowns in his next six campaigns under Johnson's tutelage, with his 18.5 yards per catch average ranked second in the NFL over that period. A first round draft pick of the club in 2007, Meachem evolved into another deep threat during Johnson's tenure, recording 141 receptions for 2,269 yards (16.1 avg.) with 23 touchdowns from 2008-11. Originally signed by New Orleans in 2005 after coming into the league earlier that season as an undrafted free agent, Moore finally cracked the Saints active roster and wide receiver rotation for good in 2007 and for the next five seasons made 243 grabs for 1,173 yards with 30 touchdowns. Both Colston and Moore have been selected to the Saints Hall of Fame.

At Miami, Johnson was part of a staff that went to nine bowl games and won the 2001 National Championship. He polished the skills of at least one All-Big East performer each season from 1996-2005, including Johnson - the third overall pick by Houston in 2003 - and Moss, who became the Hurricanes' all-time leader in receiving yardage before making the Pro Bowl for Washington. Wayne departed ranked first in school history in catches and was selected to six Pro Bowls over his 14-year NFL career with the Indianapolis Colts.

In his five-year stint at San Diego State (1989-93), Johnson landed some of the school's biggest recruits, including 2000 NFL MVP, Pro Football Hall of Fame member and fellow New Orleans native Marshall Faulk as well as WR Darnay Scott, who completed his eight-year NFL career with 408 grabs and 37 touchdowns. Each year Johnson was with the Aztecs, the school had an all-conference performer at wide receiver.


Johnson began his coaching career as wide receivers coach at Lewiston (Idaho) High School from 1984-87 before holding a similar position at the University of

Idaho. He spent 1987 and 1988 at the school before becoming receivers coach at San Diego State. His next stop was at Southern Methodist in 1994 before spending 1995 at the University of California.

Johnson attended Idaho and graduated with a degree in Physical Education in 1985. He was born in New Orleans and is a graduate of St. Charles High School.

PLAYING CAREER: Idaho, 1980-83.

COACHING CAREER: Lewiston (Idaho) High School, 1984-87; Idaho, 1987-88; San Diego State, 1989-93; SMU, 1994; California, 1995; Miami (Fla.), 1996-2005; New Orleans Saints, 2006-11; Tulane (Head Coach), 2012-15; Chicago Bears, 2016; New Orleans Saints, 2017-.



JOE LOMBARDI

QUARTERBACKS

Joe Lombardi enters his 11th season as a member of the Saints coaching staff in his second stint in New Orleans. Lombardi, who spent 2014-15 as the offensive coordinator of the Detroit Lions, returned to New Orleans after serving on the club's coaching staff from 2007-13. This is his ninth campaign tutoring the quarterbacks.

Under Lombardi's supervision in 2018, Drew Brees enjoyed one of his most productive seasons under center. Brees finished the 2018 regular season surpassing his prior NFL record for completion percentage (74.4%), leading the league with a career-high 115.7 passer rating to go along with 32 touchdowns and only five interceptions, his lowest total as a Saint, in a season when he became the league's all-time completions and passing yardage leader. Brees was selected as an AP second-team All-Pro and as the NFC's Pro Bowl starter.

In 2017, Brees set the NFL single-season record for completion percentage (72.0), completing 386-of-536 passes for 4,334 yards and 23 touchdowns, eight interceptions, his lowest total as a Saint to date and a 103.9 passer rating, earning a Pro Bowl berth. In addition to the NFL-record completion percentage, he ranked first in completions, second in passer rating, third in fourth quarter passer rating (117.6) and fourth in passing yardage.

Brees has thrived under Lombardi's presence during the nine seasons he's served as the signal-caller's position coach, completing 3,368-of-4,847 passes (69.5%) for 38,357 yards with 285 touchdowns and only 106 interceptions. He's been named to the Pro Bowl in eight of the nine seasons. He carried an NFL-

COACHING STAFF

record 54 game streak with at least one touchdown pass from 2009-12. Brees enjoyed another of his most prolific seasons in 2011 under Lombardi's supervision, when he completed 468-of-657 passes for what was then an NFL record 5,476 yards with 46 touchdowns and a 110.6 rating. As an offensive assistant from 2007-08, he was heavily involved in the preparation of the quarterbacks and passing attack as well, having worked closely with offensive coordinator Pete Carmichael. Lombardi also stepped in for a brief stint as the running backs coach near the end of 2008.

In serving as coordinator of the Lions in 2014, the Detroit offense gained 5,452 total net yards, which was then the eighth-highest total in franchise history. WRs Calvin Johnson (1,077) and Golden Tate (1,331) became only the sixth Lions receiving duo to reach 1,000 receiving yards in the same season. QB Matthew Stafford led the Lions to five victories when trailing or tied in the fourth quarter or overtime as Detroit finished 11-5 and qualified for the playoffs for the first time since 2011.

Lombardi first arrived in New Orleans in 2007 with extensive coaching experience on both sides of the ball, most recently serving as defensive assistant for the Atlanta Falcons in 2006. While in that role, Lombardi worked with a defensive line that combined for 25.5 sacks.

Bringing game-planning and play-calling experience to his position, he was the offensive coordinator and quarterbacks coach from 2002-05 at Mercyhurst College, while also serving as recruiting coordinator.


In 2001, Lombardi coached tight ends and running backs for the XFL's New York/New Jersey Hitmen. In 2000, he tutored the defensive line and served as strength & conditioning coordinator at Bucknell University.

He coached both the tight ends and tackles at the Virginia Military Institute in 1999 after opening his coaching career at the University of Dayton, where he was responsible for the defensive line from 1996-98. The Flyers won 20-straight games during his tenure.

Lombardi - the grandson of legendary coach Vince Lombardi - is a 1994 graduate of the United States Air Force Academy, where he earned three letters as a tight end and one in lacrosse. Lombardi, who served a four-year tour on active duty as an Air Force officer following graduation, is a supporter and participant in many of the club's initiatives supporting military and was the 2018 team nominee for the NFL's Salute to Service Award.

PLAYING CAREER: Air Force, 1991-94.

COACHING CAREER: Dayton, 1996-98; Virginia Military Institute, 1999; Bucknell University, 2000; New York/New Jersey Hitmen (XFL), 2001; Mercyhurst College, 2002-05; Atlanta Falcons, 2006; New Orleans Saints, 2007-13; Detroit Lions, 2014-15; New Orleans Saints, 2016-.



RYAN NIELSEN

DEFENSIVE LINE

Nielsen enters his third season with the New Orleans Saints as defensive line coach. He has 16 years of coaching experience, the first 14 at the collegiate level before joining the Saints in 2017.

In 2018, Nielsen tutored a front four that contributed to the Saints finishing tied for fifth in the NFL with 49 sacks and ranking second in the league in opponent rushing yards per game (80.2) and opponent yards per rush (3.6). DE Cameron Jordan enjoyed another outstanding season with 12 sacks, a forced fumble and a fumble recovery, as he was selected to the Pro Bowl in back-to-back seasons for the first time and named an *Associated Press* second-team All-Pro. DT Sheldon Rankins enjoyed a breakthrough season with a career-high eight sacks, the most by a Black and Gold interior defender since 2001. Rookie DE Marcus Davenport was a *PFWA* All-Rookie with 4.5 sacks, DT David Onyemata had a career-high 4.5 takedowns and DE Alex Okafor chipped in four sacks and one fumble recovery.

In 2017, under Nielsen's supervision, Jordan became the first Saints defensive end to be named an *Associated Press* first-team All-Pro. Jordan's elite season highlighted by a career-high 13 sacks, earned him numerous individual accomplishments, including his third Pro Bowl nod, his first NFC Defensive Player of the Week (Week Six) and NFC Defensive Player of the Month (November) honors.

From 2013-2016, he was the defensive line/recruiting coordinator/run game coordinator at North Carolina State. The 2016 season saw the Wolfpack rank eighth in the FBS in rush defense and lead the ACC, allowing just 108.6 rushing yards per game – the school's best mark since 2004. Junior DE Bradley Chubb recorded 22 tackles for loss, fourth in the country, while his 11 sacks were fourth in the ACC and 19th in the nation. He was named second-team All-ACC. A Broyles Award candidate in 2015/2016, given annually to college football's top assistant coach, Nielsen earned this recognition tutoring a Wolfpack defensive line that was part of a defense that ranked 29th in the FBS in opponent net yards per game. DE Mike Rose was a second-team All-ACC selection after he finished second in the ACC in sacks and ninth in tackles for loss. In the 2018 NFL Draft, four linemen who Nielsen coached in Raleigh; Chubb, B.J. Hill, Justin Jones and Kentavious Street, were all selected.

Nielsen coached at Northern Illinois from 2011-12, including a 2012 season where he was the co-defensive coordinator/defensive line/recruiting coordinator and helped the Huskies to the 2012 GoDaddy.com Bowl. Two defensive linemen were first-team All-MAC selections in 2012, Sean Progar and Alan Baxter, while Nabal Jefferson was a National Scholar-Athlete and finalist for the 2012 William V. Campbell Trophy. In 2011, Nielsen coached Progar and Ron Newcomb to All-Mid American Conference honors.


COACHING STAFF

Serving as the defensive line/special teams coach at Tennessee-Martin in 2010, the Skyhawks led the Ohio Valley Conference in total defense. From 2008-09, Nielsen was the defensive coordinator and coached the defensive line and line-backers at Central Connecticut State. In 2009, Central Connecticut won the North-eastern Conference title. Nielsen served as the defensive line coach at the University of Mississippi from 2005-07 under current LSU Head Coach and former Saints assistant Ed Orgeron, following one season at the University of Idaho, where he coached two freshman All-Americans. Rebels defensive linemen led the Southeastern Conference in sacks twice during his three-year stint. Nielsen got his start in coaching as a volunteer assistant at his alma mater, the University of Southern California in 2002.

Nielsen, a Simi Valley, Calif. native who started 30 games at defensive tackle at USC from 1998-2001, finished his college career with 107 career tackles and was voted the team's Defensive Lineman of the Year in 1999. He graduated with a degree in public policy in 2002 and went to training camp with the Philadelphia Eagles. He played for the Arena Football League's Los Angeles Avengers in 2004.

PLAYING CAREER: Southern California, 1997-2001; Los Angeles Avengers (Arena Football League), 2004.

COACHING CAREER: Southern California, 2002, Idaho, 2004; Mississippi, 2005-07; Central Connecticut State, 2008-09; Tennessee-Martin, 2010; Northern Illinois, 2011-12; North Carolina State, 2013-16; New Orleans Saints, 2017-.



MIKE NOLAN

LINEBACKERS

Mike Nolan is in his third season as the linebackers coach for the Saints. Nolan, a 37-year coaching veteran who will be entering his 32nd season in the National Football League, was named to the post on January 31, 2017.

The son of former NFL safety and coaching veteran Dick Nolan who guided the Saints from 1978-80 after serving as an assistant in 1977, Mike Nolan has played a significant role in helping the Black and Gold linebackers become a strength of the defense. The group helped the Saints defense finish second in the NFL in opponent rushing yards per game (80.2) and opponent yards per rush (3.6). Demario Davis, an unrestricted free agent acquisition, enjoyed a breakout season, posting a club-best 110 tackles (74 solo), five sacks, two forced fumbles and one fumble recovery. In the postseason, Davis led the Saints with 22 more stops and an interception. A.J. Klein filled up the stat sheet with 70 stops, two sacks, an interception, three passes defended and two fumble recoveries. Alex Anzalone progressed in his second season with 59 tackles, two sacks, one pick and three forced fumbles.

In 2017, Nolan's first year in New Orleans, the veteran coach fought through injuries to his unit, still coaxing out impressive productivity. Third-round draft pick Anzalone was a Week One starter and made 16 tackles, one sack and one pass defended before suffering a season-ending shoulder injury in Week Four. Klein was an unrestricted free agent acquisition from Carolina and started 12 games, recording 54 stops, two sacks, five passes defended and one forced fumble. Craig Robertson returned to the starting lineup after Anzalone's injury, playing in all 16 games and leading the linebackers with 77 tackles, two sacks, two interceptions, six passes defended, one forced fumble and one fumble recovery. Manti Te'o was an unrestricted free agent signing from the San Diego Chargers, who played in all 16 games and finished with 61 stops, three passes defended and one fumble recovery.

Nolan served as linebackers coach of the Chargers in 2015 and garnered impressive performances from a trio of young players at his position group. Te'o led the team with 107 tackles, while rookie Denzel Perryman ranked second on the club with 95 stops, despite starting only nine contests. On the outside, Melvin Ingram led the team and tied for 12th in the NFL with 10.5 sacks.

Nolan has served as defensive coordinator for the Atlanta Falcons (2012-14), Miami Dolphins (2010-11), Denver Broncos (2009), Baltimore Ravens (2002-04), New York Jets (2000), Washington Redskins (1997-99) and New York Giants (1993-96). In those 17 seasons, the defenses that Nolan's tutored have finished in the Top 10 in scoring defense eight times. In 2012, the Falcons finished fifth in the NFL in opponent points per game (18.7 points per game), opponent red zone touchdown percentage (46.1 pct.), total takeaways (31) and interceptions (20), as they earned the NFC's number one seed in the playoffs and advanced to the NFC Championship game. During his two-season stint in Miami, the Dolphins tied for second in the NFL in opponent red zone touchdown percentage, ranked sixth in opponent net yards per game, seventh in run defense and eighth in pass defense in 2010 and finished third against the run, sixth in opponent points per game and opponent red zone touchdown percentage, seventh in third-down defense and tenth in sacks in 2011. In 2009 in Denver, the Broncos improved in opponent net yards per game to seventh overall, including third in pass defense, after ranking 29th in total defense in 2008.

From 2005-08, Nolan served as head coach in San Francisco, following in the footsteps of his father who coached the 49ers for eight seasons (1968-75) prior to his four-year Saints tenure. The 49ers were one of the NFL's most consistent teams in stopping the run during Nolan's tenure, ranking fourth in the league in opponent yards per carry (3.9) during that period. In 2007, the 49ers selected linebacker Patrick Willis with the 11th pick in the draft, who would be selected as the AP Defensive Rookie of the Year and as a first-team All-Pro, the squad's only rookie. Willis became the first defensive rookie from the 49ers to make the Pro Bowl since Ronnie Lott (1981), finishing with 226 tackles (143 solo), four sacks, two forced fumbles and a fumble recovery.

Nolan earned the 49ers head coaching job after a successful four-year stint with Baltimore, which included three seasons (2002-04) as their coordinator. In 2002, he coached one of the league's youngest defenses, yet the Ravens recorded a team-record and AFC-leading 25 interceptions. Over the course of his three sea-

COACHING STAFF

sons as defensive coordinator, the Ravens tied for the league lead in takeaways (106), while ranking fifth in points per game allowed (18.8). Five Baltimore defenders earned a total of nine trips to the Pro Bowl and Nolan instructed back-to-back AP NFL Defensive Players of the Year in LB Ray Lewis (2003) and S Ed Reed (2004), both of who have been selected to the Pro Football Hall of Fame. Nolan became a defensive coordinator for the first time in his career in 1993 with the New York Giants after serving as both the linebackers coach and special teams coordinator with the Broncos from 1987-92, a time during which Denver participated in two Super Bowls (XXII and XXIV). The Giants defense allowed a league-low 12.8 points per game in his first season.

Nolan was a three-year starter at safety at the University of Oregon, after initially enrolling and joining the team as a walk-on. After beginning his coaching career at his alma mater in 1981, he then tutored linebackers and defensive backs at Stanford (1982-83) and Rice (1984-85), before coaching linebackers at Louisiana State University in 1986 prior to entering the NFL coaching ranks with Denver.

PLAYING CAREER: Oregon, 1978-80.

COACHING CAREER: Oregon, 1981; Stanford, 1982-83; Rice, 1984-85; LSU, 1986; Denver Broncos, 1987-92; New York Giants, 1993-96; Washington Redskins, 1997-99; New York Jets, 2000; Baltimore Ravens, 2001-04; San Francisco 49ers (Head Coach), 2005-08; Denver Broncos, 2009; Miami Dolphins, 2010-11; Atlanta Falcons, 2012-14; San Diego Chargers, 2015; New Orleans Saints, 2017-.



BRENDAN NUGENT

ASSISTANT OFFENSIVE LINE

Brendan Nugent, a 14-year coaching veteran, joined the Saints in 2015 and assists the team's offensive staff in all aspects of game preparation, while also working closely with offensive line coach Dan Roushar in tutoring the New Orleans front.

Nugent has assisted with an offensive line that has surrendered only 20 sacks apiece in both 2017 and 2018, each season the second-lowest total in the NFL. During the two seasons, five Pro Bowl selections have come from the Saints offensive line, including four in 2018.

Prior to coming to New Orleans, Nugent served as an offensive quality control coach with the Chicago Bears from 2013-14, following then-Bears Head Coach Marc Trestman south of the border after serving under him in the Canadian Football League in 2012 in Montreal as the Alouettes special teams assistant and offensive quality control coach.

Nugent spent the previous five seasons at William & Mary coaching running


COACHING STAFF

backs (2010-2011), tight ends (2007, 2009) and wide receivers (2008). He started in the collegiate coaching ranks in 2005 at the University of Iowa as the Hawkeyes offensive assistant, a position he held for two years. The Hawkeyes participated in the 2005 Outback Bowl and the 2006 Alamo Bowl during that span.

Nugent received his first coaching job at his alma mater Archbishop Stepinac High School in his hometown of White Plains, N.Y., overseeing the linebackers in 2004. He played linebacker for three seasons at The Catholic University of America in Washington, D.C. Nugent went on to earn his undergraduate degree in political science from Iowa in December of 2006.

PLAYING CAREER: Catholic University of America, 2001-03.

COACHING CAREER: Iowa, 2005-06; William & Mary, 2007-11; Montreal Alouettes (CFL), 2012; Chicago Bears, 2013-14; New Orleans Saints, 2015-.



KEVIN PETRY COACHING ASSISTANT

Kevin Petry enters his third season as a coaching assistant. In his current role with the Saints, he is responsible for assisting Head Coach Sean Payton in organizing football operations for the club. Petry is responsible for coordinating the Saints' meeting and practice schedules and football calendar and orches-

tration of team and staff events as well as providing administrative assistance to the coaching and operations staff.

This will be Petry's eighth year as a member of the Saints organization. During the 2015 and 2016 seasons, he served as a video assistant. From 2012-14 Petry was a member of the team's equipment department.

The Covington native who prepped at St. Paul's High School, graduated from Louisiana State University with a bachelor's degree in sports administration in 2013.

COACHING CAREER: New Orleans Saints, 2017-.



DARREN RIZZI

SPECIAL TEAMS COORDINATOR

Darren Rizzi was named special teams coordinator for the New Orleans Saints on February 11, 2019. Rizzi, comes to New Orleans with 26 years of coaching experience, including a ten-season stint with the Miami Dolphins from 2009-18. He coordinated the Dolphins special teams efforts from 2011-18, additionally serving as assistant head coach/special teams coordinator from 2015-16 and associate head coach/special teams coordinator from 2017-18.

Rizzi's Dolphins units the past eight seasons were ranked first in the NFL with 11 blocked punts and second in the league with 22 total blocked kicks. During his Dolphins tenure, three special teams players have been named to four Pro Bowls. He coached five players to the NFL All-Rookie team in the past six years. Rizzi's units served in the top half of NFL writer Rick Gosselin's annual special teams rankings in all eight years that he served as the Dolphins special teams coordinator.

In 2018, the Dolphins graded out fourth in the NFL in Gosselin's rankings. Kicker Jason Sanders drilled 18-of-20 (90.0 pct.) field goal attempts and was selected to the PFWA All-Rookie team selection. He was one of only four NFL kickers to kick in all of his team's games and miss just two or fewer field goals and one of only four to miss three or fewer kicks. His 90.0 field goal percentage was ranked eighth in the NFL and fifth-best in Dolphins history. Punter Matt Haack's 35 punts inside the 20-yard line ranked fifth in the NFL. Miami was eighth in the NFL in punt return average (10.5 avg.) with Jakeem Grant leading the league (16.3) before being placed on Injured Reserve in Week 13. Seniorise Perry led the Dolphins with 12 special teams tackles.

In 2017, the Dolphins were tied for second in the NFL with three blocked kicks - two field goals and one punt. Kicker Cody Parkey tied a team field goal percentage record by converting 21-of-23 attempts (91.3 pct.), including a 54-yard game-winner in the season opener at the L.A. Chargers (9/17), the longest game-winner in team history. Parkey also successfully converted four inside kicks, the most in NFL history since records date back to 1997. Miami's kickoff coverage unit was the best in the NFL, forcing opponents to start on average at their own 23-yard line after kickoffs. The team graded out at No. 11 in Gosselin's rankings and Pro Football Focus ranked the team's special teams No. 6 in the NFL. Michael Thomas was named PFF's Special Teamer of the Year and led the Dolphins with 11 special teams tackles.

Miami was seventh in Gosselin's rankings in 2016 and led the National Football League in opponent gross punting average (41.8 yards per punt) and tied for the league lead with four blocked kicks. Kicker Andrew Franks made the first two game-winning kicks of his career and drilled an important 55-yard field goal at

Buffalo (12/24) as the field goal unit was rushing onto the field to tie the game and send it to overtime. The eventual Dolphins win went on to solidify the team's first playoff berth since 2008. Grant and kickoff returner Kenyan Drake each had touchdown returns, becoming the second Dolphins rookie tandem and fourth NFL rookie duo to return a punt and kickoff for a touchdown in the same season. Thomas tied for the NFL lead in special teams tackles (19) and Mike Hull was third (18). Walt Aikens scored the first 2-point defensive conversion in team history after he returned a blocked PAT for two points vs. Arizona (12/11). The team finished in the top 10 in several additional special teams units including opponents starting field position following a kickoff (10th/24.4 yard line), own starting field position following a kickoff (8th/25.3 yard line) and opponent net punting average (3rd/37.4 yards per punt).

In 2015, Jarvis Landry earned AFC Special Teams Player of the Week honors for his Week 1 performance at Washington where he returned a punt 69 yards for a touchdown in the win. Landry was fourth in the league with 356 punt return yards. Matt Darr posted the fourth-best punting average (47.6) in team history and earned NFL All-Rookie team honors as his average ranked third in the league. Franks was 13-for-16 in field goal attempts as a rookie. The Dolphins ranked in the top 10 in five special teams categories.

In 2014, Rizzi guided a special teams unit that set the team record with three blocked punts in a season. They also added two blocked field goals, giving Miami five blocked kicks on the year, the most since the team blocked seven in 1977. Explosive plays were not limited to the block units as Landry won October AFC Special Teams Player of the Month when he returned five kickoffs for 178 yards (35.6 avg.), with a long of 54 yards. The 35.6 average kickoff return was the second-highest in the NFL in October and was the highest October average in franchise history. Landry finished the season with a 28.1 kick return average, the fourth-highest in the NFL and tops among rookies.

In 2013, for the third-consecutive season, the Dolphins' special teams were rated among the top eight units in the NFL based on Gosselin's annual rankings. Miami was one of three teams to remain in the top 10 (along with Baltimore and Seattle) in both the 2013 and 2012 rankings. Additionally, from 2011-13, only Miami and Seattle were ranked in the top 10. Rizzi's units were highlighted by the play of Brandon Fields, who earned his first Pro Bowl berth. Fields ranked second in the NFL in punt average (48.8 yards per punt), second in net average (42.4, which was eighth-best in NFL history at the time), tied for third with 33 punts inside the 20-yard line and also recorded the third-longest punt (74 yards) during the season. Fields is one of only two Dolphins punters to be selected to the Pro Bowl, joining Reggie Roby.

The 2012 campaign was built off a strong 2011 season for the Dolphins special teams. Gosselin ranked Miami as one of the top five special teams units in the NFL for the second consecutive year, making the Dolphins the only team in the NFL to rank in the top five during both the 2012 and 2011 seasons, following a second place finish in '11. Fields continued to establish himself as one of the most productive punters in NFL history, leading the league with a 50.2 average, while moving into first place in team history for highest career punting average

(46.4), highest-career net punting average (38.7) and second place in NFL history for highest-career punting average (46.4). Newcomer Marcus Thigpen became the first player in team history to return a kickoff (96 yards at Buffalo on 11/5) and a punt (72 yards at Houston on 9/9) for touchdowns in the same season. Thigpen also stood alone as the only player in the NFL to rank in the top five in kickoff return average (27.4) and punt return average (12.2) in 2012. Additionally, Miami became the first NFL team in the last 20 years to block a field goal, block a punt and recover their own onside kick in the same game when the unit accomplished that feat at the New York Jets (10/28).

Rizzi led an impressive 2011 season by the Dolphins special teams. After he took over the special teams in Week 5 in 2010, the Dolphins improved in almost every major statistical special teams category, including net and gross punt average, punt and kick return average, average drive start and opponent's gross and net punt average. The units showed the biggest improvement of any NFL special teams unit in the NFL from 2010 to 2011 according to the annual special teams report compiled by Gosselin. The improvement saw the Dolphins jump from their 2010 ranking of 24th in the NFL to second in 2011. The 22-place advancement was aided by Carpenter's 13 of 16 in field goals from 40 yards and beyond and Fields' net punting average of 41.1 yards, finishing just behind the special teams units of the San Francisco 49ers.

Rizzi joined the Dolphins with four years of experience as a college head coach, including 2008 at the University of Rhode Island. Prior to taking over the program at URI, Rizzi was an assistant at Rutgers for the previous six seasons (2002-07), where he headed up the Scarlet Knights' special teams units. He also tutored the team's running backs his first three years and the linebackers his final three. In addition, he held the title of assistant head coach from 2004-06 and associate head coach in 2007. In Rizzi's six years at Rutgers, he coached three players who earned first-team All-Big East honors in special teams including kick returner Nate Jones (2002), kick/punt returner Willie Foster (2005) and punter Joe Radigan (2006). Jones also was named the conference's co-Special Teams Player of the Year in 2002 while Foster was the Big East Special Teams Player of the Year in 2005.

Before his Rutgers stint, Rizzi was head coach at the University of New Haven, where he guided the Chargers to a three-year record of 15-14 from 1999-2001. He was the special teams and linebackers coach at Northeastern University in 1998. He coached at New Haven from 1994-97, where he was defensive coordinator in his final year there, after overseeing the special teams and defensive line his first three. Rizzi began his coaching career as a graduate assistant at Colgate in 1993.

Rizzi played tight end at Rhode Island, where he first walked on in 1988. He went on to tally 160 receptions for 2,426 yards (15.2 avg.) and 15 touchdowns in his collegiate career and was a consensus All-American in 1992. He was signed as a free agent by the Philadelphia Eagles prior to beginning his coaching career.

A native of Hillsdale, N.J. and a graduate of Bergen Catholic High School, Rizzi earned a degree in speech communications from URI in 1992. In 2013, he was

inducted into the Bergen Catholic Hall of Fame. A two-sport high school star, he concluded his prep football career with 69 receptions, a school record which stood for 22 years, also excelling as an All-League outfielder for the baseball team.

PLAYING CAREER: Rhode Island, 1989-92.

COACHING CAREER: Colgate, 1993; New Haven, 1994-97; Northeastern, 1998; New Haven (Head Coach), 1999-2001; Rutgers, 2002-07; Rhode Island (Head Coach), 2008; Miami Dolphins, 2009-18; New Orleans Saints, 2019-.



DAN ROUSHAR

OFFENSIVE LINE

A 33-year coaching veteran, including three stints as a college offensive coordinator, Dan Roushar enters his fourth season as offensive line coach in his seventh campaign with the New Orleans Saints after tutoring the running backs and tight ends from 2013-15.

In 2018, Roushar helped the line block for a rushing attack that was ranked sixth (126.6 avg.) in the NFL and led the league with 26 touchdowns. Despite being forced to use nine different starting offensive linemen due to injuries, the Saints allowed just 20 sacks, ranked second in the NFL. Left tackle Terron Armstead and right tackle Ryan Ramczyk were both selected as *Associated Press* All-Pros, while Armstead, guard Andrus Peat, center Max Unger and right guard Larry Warford were named to the Pro Bowl.

In 2017, Roushar played a vital role in the development of Ramczyk, one of the club's first round picks, who ended up playing every offensive snap on the line as a PFWA All-Rookie selection. The line allowed just 20 sacks, the second-fewest in the NFL, even though they had to open with six different combinations. They played an instrumental role in blocking for an offense that was the only one to finish in the top five in both rushing and passing, second overall in total offense. The run game ranked fifth in the league in the club's most productive season since 1987, grinding out 129.4 yards per game. The 3,094 combined total yards from scrimmage from Mark Ingram II and rookie Alvin Kamara was the second-most by an NFL running back duo since the start of a 16-game season in 1978. The 4,339 combined total yards from scrimmage by Ingram, Kamara and wide receiver Michael Thomas, was the highest total by a skill position trio in club history. Warford was selected to his first Pro Bowl in his first season as a Saint.

In 2016 under Roushar, the Saints front helped the offense finish ranked first in the NFL in net yards per game (426.0) and second in points per game (29.3). The O-line finished tied for sixth in the NFL in fewest sacks allowed (27), even though

they had to open with six different combinations, including three left tackles and three left guards. Behind the blocking, quarterback Drew Brees set an NFL single season record in completions (471) and led the league in passing yardage (5,208), earning a Pro Bowl selection. The line also paved the way for running back Ingram to surpass the 1,000-yard mark for the first time in his career. The offense also produced a pair of 1,000-yard receivers.

After tutoring the running backs from 2013-14, Roushar became tight ends coach in 2015 and his position group played an integral role in the NFL's second-ranked offense. As a unit, they combined for 101 receptions for 1,021 yards with 11 touchdowns. In his third season in New Orleans and first as the club's featured tight end, Benjamin Watson set career-highs in both receptions and receiving yardage and tied a career-best in scoring grabs, when he made 74 grabs for 825 yards (11.1 avg.) and six touchdowns. Josh Hill and Michael Hoomanawanui, acquired early in the season in a trade with New England, combined for an additional five touchdowns.

In 2014, Roushar helped guide a running attack that gained 1,818 yards and improved in league rankings from 25th to 13th. Under Roushar's tutelage, Ingram enjoyed a breakout season as he was selected to the first Pro Bowl of his career, leading New Orleans with 964 rushing yards and nine touchdowns.

Under Roushar's guidance in 2013, the Saints running backs helped the team finish ranked fourth in the NFL in offense. Pierre Thomas (77) and Darren Sproles (71) became the first running back duo in franchise history to each record at least 70 receptions, as Thomas led the league among running backs and Sproles ranked fourth. Thomas led the team in rushing with 549 yards and finished with 1,062 total yards from scrimmage. Roushar also helped foster impressive development and late season production out of Ingram and rookie Khiry Robinson, who were the club's leading rushers in the postseason.

Roushar came to New Orleans following a six-year stint at Michigan State, the final two as offensive coordinator/tight ends coach. In 2012, the Spartans enjoyed a productive campaign running the ball as Le'Veon Bell won the Big Ten rushing title with 1,793 yards, the second-highest single-season total in school history, as he was selected first-team All-Big Ten and a first-team All-American by CollegeFootballNews.com. The pass offense ranked fourth in the conference. In Roushar's first season as coordinator in 2011, the Spartans averaged 31.0 points per game, ranked third in the conference, setting school records for most points (434) and passing yards (3,535), while finishing second in net yardage (5,466). Prior to his promotion to coordinator, Roushar served four seasons as the Spartans' offensive line coach.

In four seasons coaching the Michigan State front, Roushar's linemen earned All-Big Ten recognition on eight occasions. In 2010, the Spartans established their running identity early, rushing for more than 200 yards in five of their first six games. In 2009, his unit surrendered only 14 sacks, the fewest amount of any team in the conference. The previous year, the offensive line blocked for the nation's fourth-leading rusher in Javon Ringer, while allowing only 24 takedowns. Upon his arrival in East Lansing in 2007, Roushar juggled the starting lineup with

eight different offensive line combinations, but he led his unit to be one of the most productive in the Big Ten as the Spartans ranked fourth in the conference and 25th in the NCAA in rushing (198.2 yards per game).

Prior to arriving in East Lansing, Roushar served two seasons as offensive line coach at Cincinnati from 2005-06. A two-year letterman as a quarterback at Northern Illinois, he began his coaching career as a student assistant at his alma mater in 1984 and also spent time as an assistant at Butler (offensive coordinator-1986-92), the University of Rhode Island (1993), Ball State (offensive coordinator-1994) and the University of Illinois (1995-96). Roushar then spent six years as offensive line coach/offensive coordinator at Northern Illinois before returning to Champaign for a two-year stint in 2003, serving as offensive coordinator in his final season with the Illini.

PLAYING CAREER: Northern Illinois, 1982-83.

COACHING CAREER: Northern Illinois, 1984; Butler, 1986-92; Rhode Island, 1993; Ball State, 1994; Illinois, 1995-96; Northern Illinois, 1997-2002; Illinois, 2003-04; Cincinnati, 2005-06; Michigan State, 2007-12; New Orleans Saints, 2013-.



JOEL THOMAS

RUNNING BACKS

Joel Thomas enters his fifth season as the Saints running backs coach after 15 years of coaching in the college ranks. Since arriving in 2015, the club has led the NFL with 82 rushing touchdowns.

In the past two seasons, Thomas has helped his players earn three Pro Bowl selections – Mark Ingram II (2017) and Alvin Kamara (2017-18). He's also been the position coach for two seasons of at least 1,500 total yards of scrimmage by Kamara and one by Ingram, with Zach Line providing the blocking for the position group. In total, his running backs have registered 15 individual 100-yard performances since 2015.

In 2018, as a team the Saints were sixth in the NFL in rushing (126.6 yards per game). Kamara had a standout sophomore campaign, resulting in his second Pro Bowl berth as he rushed 194 times for a club best 883 yards (4.6 avg.) with a club-record 14 touchdowns. He also caught 81 receptions for 709 yards with four scores for a 1,589 total yards from scrimmage and 18 total touchdowns, tying the franchise record. Ingram rush 138 times for 645 yards (4.7 avg.) with six touchdowns in 12 games.

In 2017, the duo of Ingram and rookie Kamara produced standout seasons, with both being selected to the Pro Bowl. Ingram appeared in all 16 games for the

second consecutive season and led the team with a career-high 1,124 yards rushing and a career-best 12 touchdowns on 230 carries, a 4.9-yard average per attempt. He also added a career-high 58 receptions for 416 yards for a career-high 1,540 total yards from scrimmage. Kamara set a league record for rookie running backs with 826 receiving yards on 81 receptions and five touchdowns, while he led the NFL by averaging 6.1 yards per carry on 120 carries for 728 yards with eight touchdowns, as he led the club with 1,554 total yards from scrimmage and was selected by the *Associated Press* as the NFL Offensive Rookie of the Year and as a second-team All-Pro at the Flex position. The 3,094 combined total yards from scrimmage from Ingram and Kamara was the second-most by an NFL running back duo since the start of a 16-game season in 1978.

Under Thomas' tutelage in 2016, Ingram became the first Saint to record 1,000 yards rushing in a single season since Deuce McAllister (2006). He accumulated 1,043 yards on 205 rushing attempts (5.1 avg.) with six touchdowns and 319 yards on 46 receptions with four touchdowns for 1,362 total yards from scrimmage. His 5.1 yards per carry for ranked third in the NFL among rushers with at least 200 carries. Tim Hightower also enjoyed a productive season under Thomas, with his 548 rushing yards marking his most since 2010 and his 200 yards receiving marking his most since 2009.

In 2015, Thomas tutored Ingram who had team-best 1,074 total yards from scrimmage, despite missing the last four games with a shoulder injury. Overall, he carried 166 times for a team-best 769 yards (4.6 avg.) with six touchdowns and added 50 receptions for 405 yards. After Ingram was sidelined, Thomas prepared Hightower, who had missed the previous three seasons into duty and he gained 454 total yards from scrimmage and four touchdowns in the final four contests.

Thomas came to New Orleans following a two-year stint in the same position at Arkansas from 2013-14. In those two seasons, tailbacks Jonathan Williams and Alex Collins both blossomed. In 2014, they were the only pair of FBS teammates to rush for 1,000-plus yards. The duo became just the second pair of Razorbacks to accomplish the feat. Collins became just the second player in school history to surpass 1,000 yards in each of his first two seasons and was named SEC Freshman of the Year in 2013.

Thomas spent the four previous seasons (2009-12) as running backs coach at Washington, coaching a 1,000 yard rusher in each, and added the title of associate head coach for offense prior to the 2012 campaign. In his last season, Thomas tutored All-Pac-12 running back Bishop Sankey, ranked third in the Pac-12 and tied for 13th in the NCAA with 16 rushing touchdowns, second-highest single-season in school history, rushing for 1,439 yards, third-highest in Huskies history.

Thomas also has experience as running backs coach at Purdue (2006-08), Idaho (2004-05) and Louisville (2002-03).

In 2007, the Boilermakers led the Big Ten in total offense and scoring offense. In 2008, they set a school record for fewest fumbles (12) and Kory Sheets rushed for 1,131 yards to become Purdue's first 1,000 yard rusher in six seasons while posting the fourth-highest single-season rushing total in school history, ending his ca-

reer second on the school's career rushing list with 3,341 yards. Sheets tied the school's single-season rushing touchdowns record with 16 in 2008 and broke the career record (48). Thomas was also at Purdue from 2000-01, as an offensive graduate assistant. In 2000, Drew Brees led the NCAA in total offense and won the Maxwell Award as the Boilermakers won the Big Ten and advanced to the Rose Bowl for the first time in 33 years.

In between stints at Purdue, Thomas served as co-offensive coordinator at Idaho in 2004-05 and as running backs coach at Louisville from 2002-03. In 2003, Louisville averaged 228.2 rushing yards per game to rank tenth in the NCAA with a school-record 5.7 yards per carry average. The 2004 Idaho squad set a school record for completion percentage, and the 2005 team ranked 28th in the country in passing yards per game.

Thomas also gained NFL experience from two training camp internships, serving one with the Saints in 2012 and one with the Pittsburgh Steelers in 2008.

Thomas lettered at running back at Idaho from 1993-98, was a two-time, first-team All-Big West selection and conference Player of the Year as a senior and still holds Vandals career records with 3,929 rushing yards, 51 rushing touchdowns and 765 rushing attempts. He was inducted into the University of Idaho Athletic Hall of Fame in 2008 and earned his degree in public communications in 1998.

PLAYING CAREER: Idaho, 1993-98.

COACHING CAREER: Purdue, 2000-01; Louisville, 2002-03; Idaho, 2004-05; Purdue, 2006-08; Washington, 2009-12; Arkansas, 2013-14; New Orleans Saints, 2015-.



LEIGH TORRENCE

DEFENSIVE ASSISTANT

After serving as a coaching intern in 2015 training camp and for the entire 2016 campaign, Leigh Torrence enters his third season as a full-time NFL assistant.

As a defensive assistant, Torrence's responsibilities include producing self-scout breakdowns reports, compilation of scouting reports, breakdown of Saints opponents, the organization of playbooks and assisting in working with Senior Defensive Assistant Peter Giunta and Secondary Coach Aaron Glenn in tutoring Saints defensive backs.

In 2012, Torrence concluded a seven-year National Football League playing career, where he played in 73 games and contributed to three clubs both on defense and on special teams, recording 94 career defensive tackles (68 solo), 66

COACHING STAFF

coverage stops, 3.5 sacks, two interceptions and 11 passes defended. He played in New Orleans for the last three-and-a-half seasons of his career and enjoyed his most productive years for the Black and Gold both in the secondary and as a core special teams player, appearing in 38 games and recording 51 stops (38 solo), 2.5 sacks, two picks, nine passes defended and 32 coverage stops.

Torrence played at Stanford from 2001-04, where he was a four-year letterman in football and two year-letterman in track, totaling 11 career interceptions, graduating with a bachelor's degree in political science. Prior to joining the NFL coaching ranks, Torrence served in both an administrative role and as an assistant football coach at his alma mater in his native Atlanta, the Marist School.

PLAYING CAREER: Stanford, 2001-04; Atlanta Falcons, 2005; Washington Redskins, 2006-08; New Orleans Saints, 2008-11.

COACHING CAREER: The Marist School (Atlanta, Ga.), 2014-2015; New Orleans Saints, 2016-.



ROB WENNING

ASSISTANT STRENGTH AND CONDITIONING


Rob Wenning enters his tenth season as a member of the club's strength and conditioning staff. He and Charles Byrd help Head Strength and Conditioning Coach Dan Dalrymple in the implementation of the club's strength and conditioning program.

Wenning came to the Saints in 2010 after serving as a strength and conditioning graduate assistant at LSU from 2008-10 where he completed his master's degree in sports management. During his assistantship in Baton Rouge, he served as the primary strength coach for the swimming and diving and men's tennis teams while assisting with the football and baseball programs. Prior to enrolling at LSU, the Coldwater, Ohio native served a football strength and conditioning internship at Ohio State from 2007-08.

Wenning played on the offensive line and at tight end at Findlay (Ohio) from 2003-06, where he received a bachelor's degree in strength and conditioning.

PLAYING CAREER: University of Findlay, 2003-06.

COACHING CAREER: Ohio State, 2007-08; Louisiana State, 2008-10; New Orleans Saints, 2010-.



MICHAEL WILHOITE

SPECIAL TEAMS ASSISTANT


Michael Wilhoite, who enjoyed a six-year NFL playing career as a linebacker and contributor in the kicking game, enters his first season with the Saints as a special teams assistant. Wilhoite will assist Special Teams Coordinator Darren Rizzi and Assistant Special Teams Coach Phil Galiano.

Originally signed to the San Francisco 49ers practice squad in the final month of the 2015 regular season out of Washburn University after starting his professional career with the Omaha Nighthawks of the United Football League, Wilhoite played six NFL seasons with the 49ers (2012-16) and Seattle Seahawks (2017). He played in 79 career games with 45 starts and posted career totals of 316 tackles, a half-sack, four interceptions, nine passes defended, two forced fumbles, one fumble recovery and 40 special teams stops.

A Topeka, Kansas native, Wilhoite played collegiately at Washburn, where he played safety for six seasons and was selected to play in the Cactus Bowl, the Division II all-star game following his senior campaign in 2010.

PLAYING CAREER: Washburn, 2005-10; Omaha Nighthawks (United Football League), 2011; San Francisco 49ers, 2011-16; Seattle Seahawks, 2017.

COACHING CAREER: New Orleans Saints, 2019-.



D.J. WILLIAMS

OFFENSIVE ASSISTANT

D.J. Williams enters his first season with the New Orleans Saints as an offensive assistant, after helping the coaching staff during 2017 training camp and with coaches and football operations in 2018.

Williams graduated from Grambling State in 2015, where he played quarterback for the Tigers from 2011-14, starting contests all four seasons and earning tryouts with several NFL teams. D.J. Williams is the son of Washington Redskins Senior Vice President of

COACHING STAFF

Player Personnel Doug Williams, who won Super Bowl XXII as the starting quarterback for Washington, the pinnacle of his 12-year storied pro football career.

PLAYING CAREER: Grambling State, 2011-14.

COACHING CAREER: Iowa, 2016-18; New Orleans Saints, 2019-.



BRIAN YOUNG PASS RUSH SPECIALIST

Brian Young enters his third season as the club's pass rush specialist. In his fourth season as a valued member of the New Orleans Saints coaching staff, Young has worked with all of the club's front seven position groups after first breaking into the ranks as a coaching assistant from 2009-11 following the conclusion of a nine-year playing career. He brings nine years of coaching experience and 124 games along the defensive line in the National Football League in this position.

Over the past three seasons, the Saints have improved their sack total from 30 in 2016 to 42 in 2017, to 49 in 2018, tied for fifth in the NFL. Defensive end Cameron Jordan has posted 25 sacks the past two seasons and has been selected to the Pro Bowl for each campaign. Among a group of young pass rushers who Young has tutored, defensive tackle Sheldon Rankins enjoyed a breakout campaign with eight takedowns in 2018.

Young first joined the Saints coaching staff in 2009 after concluding a nine-year NFL playing career, where he appeared in 124 games and had 22.5 sacks and eight fumble recoveries for the St. Louis Rams (2000-03) and the Saints (2004-08). During his five-year playing tenure with the Black and Gold he served as a valuable member of the Saints interior defensive line rotation, starting 58-of-64 contests.

Young played at Texas-El Paso from 1996-99. He was the Western Athletic Conference Defensive Player of the Year as a senior in 1999 when he had a career-high 121 tackles and eight sacks. The El Paso native graduated with a bachelor's degree in criminal justice. He's was a 2016 inductee into the El Paso Athletic Hall of Fame and was selected to the UTEP Athletics Hall of Fame in 2019.

PLAYING CAREER: Texas El-Paso, 1996-99; St. Louis Rams, 2000-03; New Orleans Saints, 2004-08.

COACHING CAREER: New Orleans Saints, 2009-.



PLAYERS



JAVORIUS ALLEN

HEIGHT: 6-0 • WEIGHT: 218
COLLEGE: SOUTHERN CALIFORNIA
JOINED SAINTS: UFA-19 (BAL)
NFL EXPERIENCE: 5
BORN: 8/27/91

37

RB

NFL CAREER – Allen joins the New Orleans Saints after spending the first four years of his career in Baltimore. Originally selected by the Ravens in the fourth round of the 2015 NFL Draft (125th overall) out of Southern California, Allen played in 54 total games and finished his tenure with 1,249 yards rushing yards and 814 receiving yards with six starts.

CAREER TRANSACTIONS – Signed by the New Orleans Saints, 5/28/19, Signed by the Ravens to a four-year contract, 5/8/15; Selected in the fourth round (125th overall) of the 2015 NFL Draft by the Baltimore Ravens.

2018 – Played in 14 games for the Ravens and ran for 110 yards while scoring three touchdowns. Led the Ravens running backs in receiving with 35 grabs for 196 yards and two touchdowns...At Cleveland, Oct. 7, ran for a season-high 34 yards on eight carries while catching six passes for 44 yards...Caught three passes for 18 yards with a nine-yard TD at Carolina, Oct. 28. **2017** – Played in all 16 games and produced a career-high 591 rushing yards and four touchdowns on the ground and a career-best 46 grabs for 250 yards and two touchdowns through the air to help the Ravens produce the National Football League's ninth-ranked scoring attack...In opener at Cincinnati, Sept. 10, carried the ball a team-high 21 times for 71 yards, helping the offense register 157 rushing yards in the 20-0 victory...Vs. Cleveland, Sept. 17, gained a team-high 66 yards on 14 carries and caught five passes for 35 yards with a touchdown in 24-10 win...At Oakland, Oct. 8, led team with 73 rushing yards and a touchdown, adding four grabs for 12 yards in 30-17 win...At Tennessee, Nov. 5, caught seven passes for 44 yards and scored one TD...At Pittsburgh, Dec. 10, scored career-high two rushing TDs, gaining 25 yards on nine carries and 32 yards on two receptions (16.0 avg.) for an offense that gained a season-high 413 total net yards. **2016** – Recorded 34 rushing yards on nine carries. Competed primarily on special teams where he registered one blocked punt that was returned for a touchdown by WR Chris Moore in a 21-14 victory against Pittsburgh...Inactive for the Raven's final five games of the season ...Vs. Oakland, Oct. 2, carried the ball three times for 13 yards and registered two receptions for 15 yards...Ran for a season-high 18 yards on four carries vs. Washington on Oct. 9. **2015** – Played in all 16 games with six starts in rookie campaign with the Ravens. Posted 514 rushing yards and one touchdown on 137 carries. Added 353 receiving yards and two touchdowns on 45 receptions. Helped the Ravens produce the second-most total net yards (5,749) in team history and set a single-season franchise record 4,271 net passing

yards...Vs. St. Louis, Nov. 22, gained 115 scrimmage yards, 67 rushing and 48 receiving, and a game-high five first downs in 16-13 victory...Made his first-career NFL start at Cleveland, Nov. 30, and scored his first touchdown (a 13-yard reception) and finished with 84 scrimmage yards in 33-27 win...At Miami, Dec. 6, tallied career and game-highs with 12 catches (third-most in franchise history) for 107 receiving yards and a career-long 41-yard touchdown reception, adding 17 carries for 63 rushing yards...Scored his first-career rushing touchdown vs. Pittsburgh, Dec. 27, on a three-yard plunge and totaled 114 total yards from scrimmage.

COLLEGE - Competed in 30 games with 17 starts during his career at Southern California, posting 2,306 rushing yards and 25 touchdowns on 417 carries. Added 63 receptions for 710 yards and two touchdowns...As a junior, earned first-team all-conference and third-team All-American honors. Was a Doak Walker semifinalist. Tallied 276 carries for team-best 1,489 yards and 11 rushing touchdowns, adding 41 catches for 458 yards with a TD...Named USC's team MVP after rushing 135 times for 785 yards and 14 TDs as sophomore in 2013, adding 22 catches for 252 yards...Posted single-game school record 135 rushing yards with six-or-fewer carries in a road game at California...Graduated with a degree in sociology.

PERSONAL - Attended Lincoln (Tallahassee, Fla.) HS, where he was named an ESPN Top 150, SuperPrep All-Dixie honoree and PrepStar All-Southeast choice as a senior...Ran for more than 1,500 yards as a senior in 2010, leading Lincoln HS to the Florida state Class 4A title.

JAVORIUS ALLEN


Year	Team	RUSHING							RECEIVING				
		GP	GS	Att	Yds	Avg	Lg	TD	No	Yds	Avg	Lg	TD
2015	Baltimore	16	6	137	514	3.8	44	1	45	353	7.8	41t	2
2016	Baltimore	8	0	9	34	3.8	7	0	3	15	5.0	8	0
2017	Baltimore	16	0	153	591	3.9	37	4	46	250	5.4	20	2
2018	Baltimore	14	0	41	110	2.7	17	3	35	196	5.6	17	2
NFL Totals		54	6	340	1,249	3.7	44	8	129	814	6.3	41t	6

ADDITIONAL STATISTICS: Special Teams Tackles - (2017, 8); (2018, 3) **Total: 11. Blocked Punts** - (2016, 1) **Total: 1**

CAREER HIGHS: Rushes - 22, vs. St. Louis Rams (11/22/15); **Rushing Yards** - 77, vs. Pittsburgh (10/11/15); **Long Rush** - 44, vs. Cleveland (10/11/15); **Rushing TDs** - 2, at Pittsburgh (12/10/17); **Receptions** - 12, at Miami (12/6/15); **Receiving Yards** - 107, at Miami (12/6/15); **Long Reception** - 41t, at Miami (12/6/15); **Receiving TDs** - 1 (6x), last at Carolina (10/28/18); **Total Yards From Scrimmage** - 170, at Miami (12/6/15); **Points** - 12 (2x), at Pittsburgh (12/10/17) and vs. Denver (9/23/18).

POSTSEASON

Year	Team	RUSHING							RECEIVING				
		GP	GS	Att	Yds	Avg	Lg	TD	No	Yds	Avg	Lg	TD
2018	Baltimore	1	0	0	0	-	0	0	0	0	-	0	0
NFL Totals		1	0	0	0	-	0	0	0	0	-	0	0



ALEX ANZALONE

HEIGHT: 6-3 • WEIGHT: 241

COLLEGE: FLORIDA

JOINED SAINTS: D3B-17

NFL EXPERIENCE: 3

BORN: 9/22/94

47

LB

NFL CAREER – A tall, lean, muscular athlete with the ability to play multiple positions, Anzalone made an immediate impact for New Orleans after being drafted in third round of the 2017 NFL Draft (76th overall) out of Florida. Anzalone bounced back from a season ending shoulder injury in 2017 playing in all 16 regular season games with seven starts on the inside and the outside in 2018, filling up the stat sheet by posting 59 tackles (45 solo), one interception, two sacks, two passes defended and a team-best three forced fumbles, also adding three stops in the postseason. The talented linebacker looks to build off a solid sophomore campaign heading into 2019.

CAREER TRANSACTIONS – Placed on Injured Reserve, 10/4/17; Signed to a four-year contract, 6/02/17; Selected in the third round (76th overall) of the 2017 NFL Draft.

2018 – Played in all 16 regular season games with seven starts and appeared in both postseason contests with one start...Vs. Tampa Bay, Sept. 9, started at WLB and recorded four tackles (three solo) and one forced fumble...At Atlanta, Sept. 23, started at MLB and posted one solo tackle...At N.Y. Giants, Sept. 30, started at MLB and posted six stops...Vs. Washington, Oct. 8, saw action on defense and special teams and recorded a tackle...At Baltimore, Oct. 21, recorded two solo tackles...At Minnesota, Oct. 28, played on defense and special teams, finishing with five tackles (four solo) and his first career forced fumble...Vs. L.A. Rams, Nov. 4, played on defense and special teams. Recorded five tackles (three solo), a pass defended, and his first career interception with 1:06 remaining in the second quarter...At Cincinnati, Nov. 11, started at MLB, tied for team lead with five tackles (four solo) and added one sack for a loss of nine yards...Vs. Philadelphia, Nov. 18, played on defense and special teams, recording three tackles (two solo)...Vs. Atlanta, Nov. 22, started at MLB, finishing with a career-high six solo tackles, a pass defended, and a forced fumble right before the end of the first half...At Dallas, Nov. 29, started at MLB and finished with five tackles (three solo)...At Tampa Bay, Dec. 9, played on defense and special teams, recording two solo tackles...At Carolina, Dec. 17, played on defense and special teams, finishing with four tackles (three solo)...Vs. Pittsburgh, Dec. 23, played on defense, finishing the game with four total tackles (three solo) and one sack...Vs. Carolina, Dec. 30, started at MLB and led team with six tackles (five solo)...Made his first career playoff start at MLB in the NFC Divisional Playoff vs. Philadelphia, 1/13/19, finishing with one assisted tackle...Played on defense and special teams in the NFC Championship, vs. L.A. Rams, 1/20/19, recording two tackles (one solo). **2017** – Started the first four games at WLB and posted 16 tackles, a sack, and a pass defended, before being

placed on Injured Reserve...In NFL regular season debut at Minnesota, Sept. 11, recorded three tackles (two solo) and a pass defended...Recorded five tackles (four solo) and one sack vs. New England, Sept. 17...At Carolina, Sept. 24, recorded a career-high seven tackles (four solo)...Recorded a solo tackle at Miami in Wembley Stadium, Oct. 1, before leaving game in the first quarter (shoulder)...Placed on Injured Reserve, Oct. 4.

COLLEGE - Played in 32 career games at the University of Florida with ten starts and finished his college career with 75 tackles, three sacks, two passes defended and a fumble recovery...As senior, ranked third on Gators with 53 tackles in 2016, starting first eight games before suffering season-ending broken forearm at Arkansas...Also tallied three sacks, two passes defended and a fumble recovery...Named to SEC Academic Honor Roll...As junior, started the first two games of the season before suffering season-ending shoulder injury, registering six tackles...Named to the SEC Academic Honor Roll...As sophomore played in all 12 games as a backup linebacker and on special teams...Totaled 14 tackles with one stop for loss...Earned the team's Chris Patrick Courage Award and named to the SEC Academic Honor Roll...Battled through injuries as a freshman to play in ten games and totaled two stops.

PERSONAL - Helped Wyomissing (Pa.) HS to its first Class AA state championship in 2012, finishing 16-0, a school single-season record for wins...Selected to 2013 Under Armour All-American Game...Finished senior year with over 1,000 rushing yards and 30 TDs and registered over 100 tackles...Earned spot on the 247Sports Class of 2013 All-America team...Named 2012 Class AA Player of the Year as part of Pennsylvania Sports Writers All-State team...As a junior, was named first-team All-State, All-Region and All-County...In 2011, ran for over 900 yards and scored 13 touchdowns and was named to All-State team...Both volunteers and participates in events to support Animal Rescue New Orleans and the cause of pet adoption...Born Sept. 22, 1994.

ALEX ANZALONE


Year	Team	GP	GS	Tot	TACKLES			Yds	INTERCEPTIONS					FUMBLES		
					Solo	Asst	Sk		No	Yds	Lg	TD	PD	FF	FR	Yds
2017	New Orleans	4	4	16	11	5	1.0	4.0	0	0	0	0	1	0	0	0
2018	New Orleans	16	7	59	45	14	2.0	10.0	1	2	2	0	2	3	0	0
NFL Totals		20	11	75	56	19	3.0	14.0	1	2	2	0	3	3	0	0

CAREER HIGHS: **Tackles** – 7, at Carolina (9/24/17); **Solo Tackles** – 6, vs. Atlanta (11/22/18); **Sacks** – 1 (3x), last vs. Pittsburgh (12/23/18); **Interceptions** – 1, vs. L.A. Rams (11/4/18); **Passes Defended** – 1 (3x), last vs. Atlanta (11/22/18); **Forced Fumbles** – 1 (3x), last vs. Atlanta (11/22/18); **Fumble Recoveries** – 0; **Special Teams Tackles** – 0

POSTSEASON

Year	Team	GP	GS	Tot	TACKLES			Yds	INTERCEPTIONS					FUMBLES		
					Solo	Asst	Sk		No	Yds	Lg	TD	PD	FF	FR	Yds
2018	New Orleans	2	1	3	1	2	0.0	0.0	0	0	0	0	0	0	0	0
NFL totals		2	1	3	1	2	0.0	0.0	0	0	0	0	0	0	0	0

POSTSEASON CAREER HIGHS: **Tackles** – 2, vs. L.A. Rams (1/20/19); **Solo Tackles** – 1, vs. L.A. Rams (1/20/19).



ELI APPLE

HEIGHT: 6-1 • WEIGHT: 203
COLLEGE: OHIO STATE
JOINED SAINTS: TR-18 (NYG)
NFL EXPERIENCE: 4
BORN: 8/9/95

25
CB

NFL CAREER – Acquired in a midseason trade from the New York Giants prior to the in-season trade deadline, Apple immediately bolstered the corner-back position, adding 52 tackles, tying for the team lead with two interceptions and adding nine passes defended and one fumble recovery in just ten contests. A quick study, once he learned the nuances of the Saints’ system, Apple became an impact player for a defense that surrendered 17 or fewer points in six straight contests en route to the NFC South division title. He has started 33 of 40 games in his career, including his Giants stint. For his career, he has 172 tackles (144 solo), three interceptions, 29 passes defended, two forced fumbles and five fumble recoveries, as well as two stops and one fumble recovery on special teams.

CAREER TRANSACTIONS – Acquired by the Saints from the Giants in exchange for a fourth round draft pick in 2019 and a seventh round draft choice in 2020, 10/23/18; Signed by the Giants to a four-year contract, 5/6/16; Selected by the Giants in the first round (tenth overall) of the 2016 NFL Draft.

2018 – Apple started all five games he played in for the Giants prior to being acquired by the Saints, recording 22 tackles (20 solo), five passes defended and recording a fumble recovery at Atlanta, Oct. 22. After joining the Saints via trade, Apple started all ten games he appeared in and both postseason contests... Made his Saints debut and set a career high in solo tackles with nine vs. Minnesota, Oct. 28...Recorded a career-high ten tackles, one pass defended, and one fumble recovery in Thanksgiving night win vs. Atlanta, Nov 22...Notched three tackles (two solo) and came up with a crucial interception in the end zone with 18 seconds left in the first half in Monday Night Football win vs. Carolina, Dec. 17...In the NFC Championship game vs. L.A. Rams, 1/20/19, started and tied postseason career-high with four solo tackles. **2017** – Played in all 11 games with seven starts for the Giants and recorded 49 tackles (41 solo), eight passes defended and two fumble recoveries...Set what was a career-high when he tallied nine tackles (seven solo) vs. Philadelphia, Dec. 17. **2016** – Played in all 14 regular season games with 11 starts and opened the NFC Wild Card Playoff Contest at Green Bay for the Giants...Started seven games at LCB and four as an extra DB in the regular season and was an extra defensive back in the postseason game...Finished the regular season with 49 tackles (41 solo), seven passes defended, one interception, one forced fumble and one fumble recovery on defense, and two tackles and a fumble recovery on special teams...At the L.A. Rams in London, Oct. 23, forced the first fumble of career and added three tackles...Made his first career interception when he picked off a Ben Roethlisberger pass intended for wide receiver Eli Rogers with 44 seconds remaining in the third quarter at Pittsburgh,

2018 SAINTS GAME BY GAME

DEFENSE

Date	Opp.	GP	ST	SOLO	AST	TOT	SACK / YDS	INT / YDS	PD	FF	FR
10/28	@MIN	X	X	9	0	9	0.0 0.0	0 0	0	0	0
11/4	LAR	X	X	4	1	5	0.0 0.0	0 0	1	0	0
11/11	@CIN	X	X	3	0	3	0.0 0.0	1 29	2	0	0
11/18	PHI	X	X	2	0	2	0.0 0.0	0 0	0	0	0
11/22	ATL	X	X	8	2	10	0.0 0.0	0 0	1	0	1
11/29	@DAL	X	X	3	3	6	0.0 0.0	0 0	0	0	0
12/9	@TB	X	X	2	1	3	0.0 0.0	0 0	2	0	0
12/17	@CAR	X	X	2	1	3	0.0 0.0	1 0	2	0	0
12/23	PIT	X	X	8	1	9	0.0 0.0	0 0	0	0	0
12/30	CAR	X	X	1	1	2	0.0 0.0	0 0	1	0	0
2018 Season		10	10	42	10	52	0.0 0.0	2 29	9	0	1

Dec. 4. Also got his first career fumble recovery when he fell on a ball that line-backer Jonathan Casillas had dislodged from Steelers running back Le'Veon Bell midway through the third quarter. Apple was the first Giants player with an interception and a fumble recovery in the same game since defensive end Kerry Wynn did it in St. Louis on December 21, 2014. He also had five tackles (four solo)... Posted seven tackles (including a season-high six solo) vs. New Orleans, Sept. 18...Made his National Football League regular season debut with four solo tackles at Dallas, Sept. 11.

COLLEGE - Played in 28 career games with 27 starts in two seasons at Ohio State (2014-15) and finished his college career with 86 tackles (56 solo), including 7.5 stops for losses, four interceptions and 18 passes defended...Named second-team All-Big Ten in 2015 by league coaches, and a freshman All-America in 2014 after a campaign in which he had 53 tackles, and was among the top ten in the conference with 13 passes defended...In 2015, started all 13 games and had 33 tackles (23 solo), including two for loss and nine passes defended (eight breakups and one interception)...As a redshirt freshman in 2014, played in 15 games with 14 starts in Ohio State's national championship season...Finished the season as one of the top ten tacklers on the team with 53 stops, including 5.5 tackles for losses, and had 13 passes defended (ten breakups, three interceptions)... Recorded his first collegiate interception vs. Virginia Tech, and also had picks vs. Maryland and in College Football Playoff national championship game vs. Oregon...Intercepted Ducks quarterback Marcus Mariota's final throw as a collegian; only the fourth interception thrown by the Heisman Trophy winner all season... Majored in sports industry.

PERSONAL - Attended Eastern (Voorhees, N.J.) HS...As a senior, played both sides of the ball...Playing CB, had 45 tackles, two interceptions and 17 pass deflections. Also forced three fumbles and blocked a kick...Doubled as wide receiver, and had 39 receptions for 770 yards and four touchdowns...Represented New York Police Department during the NFL's "My Cause My Cleats" 2017 initiative...Served as a Play 60 Ambassador adopting Garfield Middle School in Garfield, N.J., motivating the students every week for a month to get active and play outside...Partnered with Americares and travelled to Puerto Rico on a three-day trip to deliver aid and medical supplies to areas affected...Born August 9, 1995 in Philadelphia, Pa.

ELI APPLE

Year	Team	GP	GS	Tot	TACKLES			Yds	INTERCEPTIONS					FUMBLES		
					Solo	Asst	Sk		No	Yds	Lg	TD	PD	FF	FR	Yds
2016	N.Y. Giants	14	11	49	41	8	0.0	0.0	1	0	0	0	7	1	1	0
2017	N.Y. Giants	11	7	49	41	8	0.0	0.0	0	0	0	0	8	0	2	0
2018	NYG/NO	15	15	74	62	12	0.0	0.0	2	29	29	0	14	1	2	2
NFL totals		40	33	172	144	28	0.0	0.0	3	29	29	0	29	2	5	2
Saints totals		10	10	52	42	10	0.0	0.0	2	29	29	0	9	0	1	2

ADDITIONAL STATISTICS: Special Teams Tackles – (2016, 2) **Total: 2; Special Teams Fumble Recoveries:** (2016, 1) **Total 1.**

CAREER HIGHS: Tackles – 10, vs. Atlanta (11/22/18); **Solo Tackles** – 9, last at Minnesota (10/28/18); **Interceptions** – 1 (3x), last at Carolina (12/17/18); **Long Interception Return** – 29, at Cincinnati (11/11/18); **Passes Defensed** – 3 (2x), last vs. Philadelphia (10/11/18); **Forced Fumbles** – 1 (2x), last at Carolina (10/7/18); **Fumble Recoveries** – 1 (5x), last vs. Atlanta (11/22/18); **Special Teams Tackles** – 2, vs. Chicago (11/20/16).

POSTSEASON

Year	Team	GP	GS	Tot	TACKLES			Yds	INTERCEPTIONS					FUMBLES		
					Solo	Asst	Sk		No	Yds	Lg	TD	PD	FF	FR	Yds
2016	N.Y. Giants	1	1	4	4	0	0.0	0.0	0	0	0	0	0	0	0	0
2018	New Orleans	2	2	8	7	1	0.0	0.0	0	0	0	0	1	0	0	0
NFL totals		3	3	12	11	1	0.0	0.0	0	0	0	0	1	0	0	0

CAREER HIGHS: Tackles – 4 (3x), last vs. L.A. Rams (1/20/19); **Solo Tackles** – 4 (2x), last vs. L.A. Rams (1/20/19); **Interceptions** – 0; **Passes Defensed** – 1, vs. Philadelphia (1/13/19); **Special Teams Tackles** – 0.



TERRON ARMSTEAD

HEIGHT: 6-5 • **WEIGHT:** 304
COLLEGE: ARKANSAS PINE-BLUFF
JOINED SAINTS: D3a-13
NFL EXPERIENCE: 7
BORN: 7/23/91

72
T

NFL CAREER – A third round draft pick in 2013, Armstead took over starting left tackle duties in Week 16 as a rookie and has not looked back, opening every game he has appeared in since. In 2018, he opened ten regular season games at left tackle and both postseason contests, earning his first Pro Bowl and *Associated Press* All-Pro selections. Armstead blocked for the NFL's third ranked scoring offense and helped the Black and Gold reach the NFC Championship game for the first time since the 2009 campaign. Overall, he has appeared in 60 regular season games with 56 starts, adding six postseason starts.

CAREER TRANSACTIONS – Placed on Injured Reserve, 12/14/16; Signed to a five-year contract extension, 5/3/16; Signed to a four-year contract, 5/9/13; Selected by New Orleans in the third round (75th overall) of the 2013 NFL Draft.

HONORS – **2018:** Pro Bowl (starter); Second-team *Associated Press* and Pro

Football Focus All-Pro; *The Sporting News* All-Pro; PFWA All-NFC; Ford Tough Offensive Line of the Week (Week Ten, Offensive Line).

2018 - Started ten regular season games and both playoff contests at left tackle for the NFL's third ranked scoring offense, missing six games due to a pectoral injury...Voted by teammates as a team captain for the first time...Vs. N.Y. Giants, Sept. 30, part of a line that blocked for RB Alvin Kamara rushing for a career-high 134 yards and career-best three rushing touchdowns...Vs. L.A. Rams, Nov. 4, blocked for an offense that did not surrender a sack for second consecutive week and gained 487 total net yards...In the NFC Divisional Playoff vs. Philadelphia, 1/13/19, paved the way for a Saints rushing attack that recorded 137 yards on the ground. **2017** - Started ten games at left tackle for the NFL's second-ranked offense and the only team to be ranked in the top five both in rushing and passing, missing six games with injuries...Inactive for the first four contests of the season following shoulder surgery in June...Made 2017 debut vs. Detroit, Oct. 15, blocking for a run game that gained 193 yards as part of a line that didn't surrender a sack...At Green Bay, Oct. 22, blocked for the run game as RB Mark Ingram II surpassed the 100 yard mark for the second consecutive week...At Buffalo, Nov. 12, blocked for a running game that rushed for 298 yards and a club-record six touchdowns, sealing a key block for a Drew Brees rushing TD...Vs. Washington, Nov. 19, blocked for a 160-yard rushing performance, including 134 from Ingram...Had one fumble recovery at Los Angeles Rams, Nov. 26, left game in fourth quarter with hamstring injury and did not return, which caused him to miss next contest...Vs. Atlanta, Dec. 24, left game in the second quarter (thigh) and did not return...At Tampa Bay, Dec. 31, declared inactive (thigh)...Started both post-season games. **2016** - Started seven games at left tackle for the NFL's top-ranked offense, missing nine games with knee and quad injuries...In opener vs. Oakland, Sept. 11, blocked for an offense that gained 507 total net yards...Inactive (knee) in games three-five...At Kansas City, Oct. 23, returned from three-game absence...Vs. Seattle, Oct. 30, blocked for an offense that produced season's first 100-yard rusher for the Saints in Tim Hightower...At San Francisco, Nov. 6, left game in first quarter (left leg) and didn't return...Vs. Los Angeles Rams, Nov. 27, returned after being inactive previous two contests...After missing Dec. 4 contest vs. Detroit, returned to lineup at Tampa Bay, Dec. 11. **2015** - Started at left tackle in all 13 games he played in for the NFL's second-ranked offense, missing three contests with a knee injury...Vs. Dallas, Oct. 4, blocked for an offense that gained 438 total net yards...Inactive for next two contests (knee) at Philadelphia, Oct. 11, and vs. Atlanta, Oct. 15...Returned at Indianapolis, Oct. 25 and blocked for a unit that gained a season-high 183 yards rushing...Vs. N.Y. Giants, Nov. 1, blocked for an offense that gained 608 total net yards and did not surrender a sack...Vs. Jacksonville, Dec. 27, blocked for an offense that gained 537 total net yards and surrendered only one quarterback takedown...Missed the season finale at Atlanta, 1/3/16 with a knee injury. **2014** - Started the first 14 games at left tackle before a neck injury sidelined him for the last two contests...Blocked for a rushing attack that through the first 14 games that he appeared in was ranked ninth in the NFL. **2013** - Played in six regular season games, starting the last two at the left tackle position he took over, where he also opened both playoff contests...Replaced Charles Brown in the lineup at Carolina, Dec. 22...In the final regular season game and two playoff contests, part of an offensive line that gave up only four sacks and averaged 129.7 yards per game rushing.

COLLEGE - Competed in football and track and field at Arkansas-Pine Bluff... Played in 37 career games, starting his final 32 contests at left tackle... Totaled 314 knockdowns, also working to become an eight-time champion for the track and field team and earned All-Southwestern Athletic Conference and All-American honors as a senior... Stood out at the Senior Bowl and impressed scouts by running the fastest 40-yard dash time (4.71) by an offensive lineman in the history of the NFL Scouting Combine... Named to FCS All-American first-team as senior and was a member of the All-American Sleeper Team compiled by *The NFL Draft Report*, earning All-SWAC honors for the third consecutive season... Opened all 12 games at left tackle and recorded 118 knockdowns and 47 TD-resulting blocks to help his team finish 10-2... Part of a line that only allowed 23 sacks and led league in rushing (200.3 ypg)... Helped offense reach over 500 yards in three contests... Named by coaches to the All-SWAC first-team as junior as he opened 10 games at left tackle and produced 90 knockdowns and 10 TD-resulting blocks, ranked first for blocking efficiency in FCS... As sophomore, opened ten games at left tackle and received All-SWAC first-team in first year as starter... Blocked for an offense ranked second in SWAC (385.2 ypg)... Part of line that allowed only 28 sacks and paved the way for four outputs of more than 450 yards... As freshman, played in five contests while being subbed in and out with the first and second teams... Majored in industrial technology with an emphasis in technology engineering.

PERSONAL - Attended Cahokia (Ill.) HS... Grew from a 6-2, 250-pound lineman as a junior to 6-4, 300-pounds as senior... Led Comanches to 11-2 record and league title as All-Southern Seven Conference and All-Class 5A selection as senior... Also competed in track and field... Named the *Belleville News-Democrat* Class 1A-2A Track and Field Athlete of the Year, also earning an Illinois state title... Played in former teammate Tim Lelito's charity softball game in 2016 and co-hosted the contest with teammate A.J. Klein in 2019... Participated in the 2016 "Greasing of the Poles" event to commemorate the start of Mardi Gras... Has visited with patients at Ochsner Medical Center's Tom and Gayle Benson Cancer Center... Along with his fellow teammates, has donated funding and helped distribute 1,000 Thanksgiving meals annually to local families in need at the Dryades YMCA since 2013... Made an NFL Play 60 Super School visit at Green Park Elementary in December, 2013, participating with students during their Play 60 Ultimate Physical Education Class... Participated in a Saints/Progressive Waste Solutions Junior Training Camp at Airline Park Academy in Metairie in the 2014 offseason... Born July 23, 1991 in Belleville, Ill.

TERRON ARMSTEAD

Games Played/Started: New Orleans - (2013, 6/2); (2014, 14/14); (2015, 13/13); (2016, 7/7); (2017, 10/10); (2018, 10/10)
Totals: 60/56

POSTSEASON

Games Played/Started: New Orleans - (2013, 2/2); (2017, 2/2); (2018, 2/2) **Totals: 6/6**



DAN ARNOLD

HEIGHT: 6-6 • WEIGHT: 220
COLLEGE: WISCONSIN-PLATTEVILLE
JOINED SAINTS: FA-17
NFL EXPERIENCE: 3
BORN: 3/15/95

85
TE

NFL CAREER - This former Wisconsin-Platteville wideout was signed by the Saints in 2017 prior to a veterans minicamp. After spending his rookie season on Injured Reserve, Arnold transitioned to tight end during 2018 training camp. In his first season at the position, he appeared in ten games with one start and finished with 12 receptions for 150 yards and one touchdown. In 2019, Arnold looks to continue to develop and build off his first campaign of NFL playing experience.

CAREER TRANSACTIONS - Placed on Injured Reserve, 6/16/17; Signed by Saints, 6/5/17.

2018 - Appeared in ten regular season games with one start tallying 12 receptions for 150 yards (12.5 avg.) and one touchdown...Made NFL debut vs. Washington. Oct. 8 on offense and special teams...At Baltimore, Oct. 21, had two catches for 35 yards...At Cincinnati, Nov. 11, made his first career start, finishing with two catches for 25 yards...Vs. Philadelphia, Nov. 18, caught two passes for 25 yards...Vs. Atlanta, Nov. 22, played on offense and special teams, finishing with team-high 45 yards on four receptions, with a 25-yard TD...In the NFC Championship vs. L.A. Rams, 1/20/19, played on offense. **2017** - Spent the season on Injured Reserve.

COLLEGE - A four-year letterman from 2013-16...Enjoyed his most productive season as a senior in 2016, when he played in all 11 games and finished with 65 receptions for 1,176 yards (18.1 avg.) with 16 touchdowns...As a junior in 2015, made 48 grabs for 921 yards (19.2) with 12 TDs...As sophomore in 2014, played in nine games and recorded 11 receptions for 98 yards and two TDs...Played in two games as freshman in 2013...Manufacturing major.

PERSONAL - Prepped at Shanley Catholic (Fargo, N.D.) HS, where he eclipsed 1,000 yards receiving as a senior...Transferred to Shanley from Boylan Catholic (Rockford, Ill.) HS following junior season after his family moved, where he was a member of the Illinois Class 7A state championship team...Daniel Lewis Arnold was born on March 15, 1995 in Milwaukee, Wisc.

DAN ARNOLD

Year	Team	GP	GS	RECEIVING		Yds	Avg	Lg	TD
				No					
2018	New Orleans	10	1	12		150	12.5	25	1
NFL Totals		10	1	12		150	12.5	25	1

CAREER HIGHS: **Receptions** – 4, vs. Atlanta (11/22/18); **Receiving Yards** – 45, vs. vs. Atlanta (11/22/18); **Long Reception** – 25 (2x), last vs. Atlanta (11/22/18); **Receiving TDs** – 1, vs. Atlanta (11/22/18).

POSTSEASON

Year	Team	GP	GS	No	Yds	Avg	Lg	TD
2018	New Orleans	1	0	0	0	0.0	0	0
NFL Totals		1	0	0	0	0.0	0	0



CHRIS BANJO

HEIGHT: 5-10 • WEIGHT: 207
COLLEGE: SOUTHERN METHODIST
JOINED SAINTS: FA-16
NFL EXPERIENCE: 6
BORN: 2/26/90

31
S

NFL CAREER – Chris Banjo joined the Saints in 2016 after beginning the 2016 season with the Green Bay Packers for whom he was a three-year contributor, to provide depth and competition at cornerback and on the special teams units and has made his mark in both areas in New Orleans. After originally participating in rookie minicamps with Oakland and Pittsburgh in 2012, the 5-foot-10-inch, 207-pounder has played in 76 games with two starts for the Packers and Saints, racking up 28 tackles (22 solo), three interceptions, three passes defended and one fumble recovery, while adding 49 coverage stops and a special teams forced fumble. In his first full season in New Orleans, he played in all 16 regular season games and made four tackles, one interception, one pass defended, one fumble recovery and eight stops and one forced fumble on coverage and he also played in both postseason contests.

CAREER TRANSACTIONS – Agreed to terms with New Orleans Saints on a three-year contract extension, 3/11/19; Signed by New Orleans, 11/14/16; Reached injury settlement with Green Bay, 10/31/16; Placed on Injured Reserve by Green Bay, 10/24/16; Re-signed by Green Bay, 4/15/16; Re-signed by Green Bay to one-year contract, 3/10/15; Signed by Green Bay to 53-man roster from the practice squad, 12/13/14; Signed by Green Bay to practice squad, 8/31/14; Waived by Green Bay, 8/30/14; Re-signed by Green Bay, 2/26/14; Signed by Green Bay Packers, 7/29/13; Waived by Jacksonville, 7/25/13; Signed by Jacksonville Jaguars, 4/18/13.

2018 – Appeared in all 16 regular season games and both postseason contests,

recording five tackles (three solo), two interceptions, three passes defended, and five special teams stops...In season opener vs. Tampa Bay, Sept. 9, played on special teams and recorded two tackles...At N.Y. Giants, Sept. 30, played on special teams and recorded a solo tackle...At Cincinnati, Nov. 11, played on defense and special teams, recording a pass defended...Vs. Philadelphia, Nov. 18, recorded a career-high two interceptions and two passes defended along with one special teams tackle...At Tampa Bay, Dec. 9, played on special teams and recorded a tackle...Vs. Pittsburgh, Dec. 23, played on defense and special teams, finishing with two tackles (one solo)...Vs. Carolina, Dec. 30, played on defense and special teams and recorded two tackles (one solo)...Played in both postseason contests and recorded one solo tackle in NFC Championship vs. L.A. Rams, 1/20/19.

2017 - Appeared in all 16 regular season games and had four tackles, one pick, a pass defended, a fumble recovery, eight special teams stops and a coverage forced fumble...At Minnesota, Sept. 11, played on special teams and recorded two tackles...At Carolina, Sept. 24, played on special teams and recorded a tackle...Saw action on special teams in his 50th career game at Green Bay, Oct. 22...Played on defense and special teams and recorded a solo tackle and a fumble recovery vs. Tampa Bay, Nov. 5...At Buffalo, Nov. 12, played on defense and special teams and recorded two solo tackles...At L.A. Rams, Nov. 26, recorded one assisted special teams tackle...Appeared on special teams and had a solo tackle and forced fumble vs. Carolina, Dec. 3...At Atlanta, Dec. 7, recorded one assisted tackle, his first career interception, one pass defended and one solo special teams tackle...Recorded one coverage tackle vs. N.Y. Jets, Dec. 17...vs. Atlanta, Dec. 24, recorded a special teams tackle...Played in both postseason contests and recorded no statistics. **2016** - Played in two games for Packers and made two special teams tackles...With Saints, played in seven games on special teams and had six stops (five solo)...Notched season-high two stops, two times; at Arizona, Dec. 18 and at Atlanta, 1/1/17. **2015** - Played in all 16 regular season games with a start...Recorded four solo tackles and a pass defended on defense and led Green Bay with a career-high 21 special teams tackles, the most by a Packer since 2009...Appeared in both playoff games and was tied for team lead with three special teams stops...Vs. Kansas City, Sept. 28, started the second game of NFL career as the Packers opened with three safeties, with him appearing on 33 defensive plays and registered two solo tackles and one pass defended. On the Chiefs' second possession of the game, made a two-handed deflection of QB Alex Smith's pass intended for WR Jeremy Maclin on third down near the sideline to force a three-and-out. Tied for the team lead and matched career-high with three tackles on special teams...At San Francisco, Oct. 4, played 19 snaps on special teams, which was tied for the team high, and registered a team-high two tackles...At Washington in NFC Wild Card playoff, 1/10/16, played 21 snaps on special teams and registered two tackles, tied for team lead...At Arizona in NFC Divisional Playoff, 1/16/16, appeared on on special teams and recorded one tackle. **2014** - Played in three regular season games and recorded three special teams tackles...Played in both playoff contests and tied for second on team with three special teams stops...Waived in the final roster preseason reduction and spent first 13 games on Green Bay's practice squad...Signed to 53-man roster, Dec. 13...Vs. Dallas in NFC Divisional playoff, 1/11/15, played on special teams and registered a tackle...At Seattle in NFC Championship game, 1/18/15, appeared on 18 plays on special teams and posted two tackles. **2013** - Spent the offseason with Jacksonville, but was waived at the start of training camp...Signed

with the Packers days three days later and made opening-day roster after a strong preseason that saw him rank fifth on the team with ten tackles (nine solo) and a sack...Played in all 16 regular season games with a start, and appeared in NFC Wild Card contest...Had 15 tackles (12 solo), one pass defended and ten special teams stops...The ten tackles on special teams ranked second on the squad...At Cincinnati, Sept. 22, with starter Morgan Burnett sidelined with a hamstring injury, was elevated into the starting lineup, opening the game at SS. Saw action on 54 defensive plays in his first start and finished with three tackles (two solo)...At Baltimore, Oct. 13, was a force on special teams, racking up a career-high three tackles on coverage units, two as a member of the kickoff team and one on a punt return...At N.Y. Giants, Nov. 17, played on defense and special teams and continued to be a force on the kickoff coverage unit, accounting for the tackles on both kickoffs that were returned during game, including a stop of FB Michael Cox at the Giants' 11-yard line in second quarter...Vs. San Francisco in NFC Wild Card Playoff, 1/5/14, played on special teams, but didn't record any statistics. **2012** - Participated on a tryout basis at rookie minicamps with Oakland and Pittsburgh, but did not sign with a team in 2012.

COLLEGE - Was a four-year letterman at Southern Methodist who started 47-of-51 games and tallied career totals of 321 tackles (195 solo), including 9.5 for loss, 15 passes defended, four interceptions, three forced fumbles and three fumble recoveries...Honorable mention All-Conference USA as senior in 2011, finishing third on team with 82 tackles (50 solo), adding two fumble recoveries and two passes defended...As junior, named second-team All-Conference USA after starting all 14 games, tallying career-high 92 tackles (60 solo), with 6.5 for loss, two interceptions and eight passes defended...As sophomore, became first SMU player awarded the number 23 following Coach June Jones' decision that a deserving team member would be selected to wear the jersey throughout the season to honor Jerry LeVias, the first African-American player in the Southwest Conference to receive an athletic scholarship. Started all 13 games at safety as sophomore, finishing second on team with 86 tackles (45 solo), including two for loss, and tallied five passes defended and an interception...Played in all 12 games as a true freshman, making eight starts, including the final seven at safety, ranked fourth on team with 61 tackles (40 solo), including a half-tackle for loss, and an interception...Earned sports management degree.

PERSONAL - Earned three letters in football as a RB and S at Kempner (Sugar Land, Texas) HS...Ranked as the nation's No. 95 safety by ESPN.com in 2007 and one of 20 DBs named to the *Houston Chronicle's* Top 110...Earned four letters as a member of the basketball team...In 2018, participated in the #DoRight4LA event at the NFL YET Center...In 2018, participated in club's Thanksgiving giveaway at Dryades YMCA...Cousin, Charles Akinyemi, played football at Air Force (2001-02) and Southern Methodist (2004)...Born Ayokunmi Christopher Oluwaseun Banjo on February 26, 1990 in Houston Texas.

CHRIS BANJO

Year	Team	GP	GS	Tot	TACKLES			Yds	INTERCEPTIONS					FUMBLES		
					Solo	Asst	Sk		No	Yds	Lg	TD	PD	FF	FR	Yds
2013	Green Bay	16	1	15	12	3	0.0	0.0	0	0	0	0	1	0	0	0
2014	Green Bay	3	0	0	0	0	0.0	0.0	0	0	0	0	0	0	0	0
2015	Green Bay	16	1	4	4	0	0.0	0.0	0	0	0	0	1	0	0	0
2016	GB/NO	9	0	0	0	0	0.0	0.0	0	0	0	0	0	0	0	0
2017	New Orleans	16	0	4	3	1	0.0	0.0	1	0	0	0	1	0	1	0
2018	New Orleans	16	0	5	3	2	0.0	0.0	2	0	0	0	3	0	0	0
NFL totals		76	2	28	22	6	0.0	0.0	3	0	0	0	6	0	1	0
Saints totals		39	0	9	6	3	0.0	0.0	3	0	0	0	4	0	1	0

ADDITIONAL STATISTICS: Special Teams Tackles – (2013, 10); (2014, 3); (2015, 21); (2016, 8); (2017, 8); (2018, 5) **Total: 55;** Special Teams Forced Fumbles: (2017, 1) **Total 1; KICKOFF RETURNS:** Returned One Kickoff For 12 Yards in 2013.

CAREER HIGHS: Tackles – 3 (2x), last vs. Minnesota (11/24/13); Solo Tackles – 2 (6x), last vs. Kansas City (9/28/15); Interceptions – 2, vs. Philadelphia (11/11/18); Passes Defensed – 2, vs. Philadelphia (11/11/18); Special Teams Tackles – 3 (3x), last vs. Kansas City (9/28/15).

POSTSEASON

Year	Team	GP	GS	Tot	TACKLES			Yds	INTERCEPTIONS					FUMBLES		
					Solo	Asst	Sk		No	Yds	Lg	TD	PD	FF	FR	Yds
2013	Green Bay	1	0	0	0	0	0.0	0.0	0	0	0	0	0	0	0	0
2014	Green Bay	2	0	0	0	0	0.0	0.0	0	0	0	0	0	0	0	0
2015	Green Bay	2	0	0	0	0	0.0	0.0	0	0	0	0	0	0	0	0
2017	New Orleans	2	0	0	0	0	0.0	0.0	0	0	0	0	0	0	0	0
2018	New Orleans	2	0	1	1	0	0.0	0.0	0	0	0	0	0	0	0	0
NFL totals		9	0	1	1	0	0.0	0.0	0	0	0	0	0	0	0	0
Saints totals		4	0	1	1	0	0.0	0.0	0	0	0	0	0	0	0	0

ADDITIONAL POSTSEASON STATISTICS: Special Teams Tackles – (2014, 3); (2015, 3) **Total: 6.**

POSTSEASON CAREER HIGHS: Tackles – 1, vs. L.A. Rams (1/20/19); Solo Tackles – 1, vs. L.A. Rams (1/20/19); Special Teams Tackles – 2 (2x), at Washington (1/10/16) and at Seattle (1/18/15).



VONN BELL

HEIGHT: 5-11 • WEIGHT: 205
COLLEGE: OHIO STATE
JOINED SAINTS: D2B-16
NFL EXPERIENCE: 4
BORN: 12/12/94

24
S

NFL CAREER – Selected by the Saints in the second round (61st overall) of the 2016 NFL Draft, Bell returns for his fourth season in 2019. In his first three seasons, he has appeared in all 48 regular season games with 32 starts and has posted 263 tackles (177 solo) with 6.5 sacks, ten passes defensed, five forced fumbles, two fumble recoveries and 13 special teams stops.

CAREER TRANSACTIONS – Signed by Saints to a four-year contract,

5/10/16; Selected by Saints in the second round (61st overall) of the 2016 NFL Draft.

2018 - Played in all 16 regular season games for the third consecutive season with eight starts...Led the secondary and ranked second on the team with 87 tackles (61 solo), one sack, three passes defended, one forced fumble, one fumble recovery and two special teams stops...Started at NB vs. Washington on Oct. 8 and played on special teams, recorded a team-high eight tackles (seven solo) and one pass defended...On Thanksgiving night vs. Atlanta, Nov. 22, posting seven solo tackles and one fumble recovery...Started at SS at Carolina, Dec 17, notching seven tackles (four solo), including a sack and a pass defended. Forced a fumble leading to a turnover with 3:35 remaining in the third quarter...Started at SS vs. Pittsburgh, Dec 23 and recorded team-high ten tackles (seven solo)...Opened both postseason contests and posted seven tackles (five solo), a pass defended and a special teams stop. **2017** - Played in all 16 regular season games for the second consecutive season with ten starts and recorded team-best 78 tackles (57 solo), 4.5 sacks, second on the team and first among NFL defensive backs, two passes defended, two forced fumbles and five special teams stops. Started both postseason contests and led team with 17 tackles (12 solo) and added one more takedown...Started in three-S package in 20-0 shutout of Miami at London's Wembley Stadium, Oct. 1 and had four solo tackles and a pass defended...Vs. Tampa Bay, Nov. 5, posted five tackles (three solo), a split sack, a pass defended and a forced fumble...Started at SS and played on special teams at Buffalo, Nov. 12 and recorded four tackles (three solo) and two coverage stops...Started at SS and posted a career-high 13 tackles (ten solo) and fourth quarter sack and a forced fumble of quarterback Kirk Cousins that guaranteed overtime vs. Washington, Nov. 19...Started in a three-S package at L.A. Rams, Nov. 26 and also played on special teams, recording ten tackles (eight solo), one sack and one coverage stop...Started at SS and recorded a team-high ten tackles (nine solo) and one sack for -11 yards in the regular season finale at Tampa Bay, Dec. 31...Started at SS in the NFC Wild Card Playoff win vs. Carolina, 1/7/18 and led team with nine solo tackles and a fourth quarter sack that clinched victory for Saints...Started at SS in NFC Divisional Playoff at Minnesota, 1/14/18 and finished with eight tackles (five solo). **2016** - Played in all 16 games in his rookie campaign, making 14 starts and tallying 98 tackles (59 solo), a sack, two forced fumbles, a fumble recovery, five passes defended and six special teams stops...Made his first-career start at N.Y. Giants, Sept. 18, starting in multiple-DB package as well as seeing action on special teams, finishing with 10 tackles (eight solo)...Started at FS at San Diego, Oct. 2 and recorded nine tackles (four solo) and a forced fumble...Started in multiple-DB package vs. Carolina, Oct. 16, recording ten tackles...Started in multiple-DB package at San Francisco, Nov. 6, recording six tackles (three solo), a split sack with Cameron Jordan, his first career fumble recovery and a career-high three coverage stops (two solo)...Started in multiple-DB package at Carolina, Nov. 17 and recorded seven tackles (two solo) and a pass defended, as part of a defensive effort that surrendered season-low 223 total net yards, including season-low 173 net yards passing...Started in multiple-DB package and saw action on special teams vs. L.A. Rams, Nov. 27 and recorded three tackles (two solo) and a career-high two passes defended in defensive effort that surrendered 247 total net yards, including only 178 net yards passing...Started in a three-S package at Tampa Bay, Dec. 11 and recorded eight tackles (three solo), a split sack and a pass defended...Started and played on special teams at Arizona, Dec. 18, leading the team with ten tackles (five solo) to tie a career-high, one forced fumble and a coverage stop.

COLLEGE - Posted career totals at Ohio State of nine interceptions, 176 stops, 24 passes defended, two fumble recoveries and four tackles for loss...As a junior, was an AP, *The Sporting News* and SI.com first-team All-American, as well as a Jim Thorpe Award semifinalist after starting all 13 games he appeared in at safety and recording 65 tackles and adding two interceptions, one brought back for a touchdown, one fumble recovery and 11 passes defended...As a sophomore, started 14 games at one of the safety positions and finished second on the team in tackles with 92, an impressive total that represented a 12-year high for an Ohio State safety since Mike Doss had 107 in 2002. He was named honorable mention All-Big Ten Conference...In 2013, was on the Ohio State two-deep chart throughout the 2013 season as a true freshman backup at the nickel. Started at nickel in the Discover Orange Bowl vs. Clemson, going on to make one of the plays of the game vs. the Tigers, tipping and then intercepting a pass at the Ohio State one-yard line in the second quarter. Also had seven tackles -- all of them solo stops -- in the Orange Bowl.

PERSONAL - Helped Ridgeland (Rossville, Ga.) High School to a 13-2 record and runner-up finish in the Georgia Class AAAA state championships as a senior in 2012, when he had 146 tackles and three interceptions and on offense had over 1,700 all-purpose yards and scored 21 touchdowns...Helped Ridgeland to the Georgia state Sweet 16 as junior in 2011 with 119 tackles, five interceptions and three forced fumbles...Transferred to Ridgeland from Chattanooga (Tenn.) Central HS...Held a youth football camp at Ridgeland in 2018...Father, Vincent played OLB at Murray State...Born on Dec. 12, 1994.

VONN BELL

Year	Team	GP	GS	Tot	TACKLES			Yds	INTERCEPTIONS					FUMBLES		
					Solo	Asst	Sk		No	Yds	Lg	TD	PD	FF	FR	Yds
2016	New Orleans	16	14	98	59	39	1.0	8.0	0	0	0	0	5	2	1	0
2017	New Orleans	16	10	78	57	21	4.5	28.5	0	0	0	0	2	2	0	0
2018	New Orleans	16	8	87	61	26	1.0	0.0	0	0	0	0	3	1	1	0
NFL totals		48	32	263	177	86	6.5	36.5	0	0	0	0	10	5	2	0

ADDITIONAL STATISTICS: Special Teams Tackles -- (2016, 6); (2017, 5); (2018, 2) **Total: 13.**

CAREER HIGHS: Tackles -- 13, vs. Washington (11/19/17); Solo Tackles -- 10, vs. Washington (11/19/17); Sacks -- 1 (5x), last at Carolina (12/17/18); Passes Defended -- 2, vs. L.A. Rams (11/27/16); Forced Fumbles -- 1 (5x), last at Carolina (12/17/18); Fumble Recoveries -- 1 (2x), at San Francisco (11/6/16) and vs. Atlanta (11/22/18); Special Teams Tackles -- 3, at San Francisco (11/6/16).

POSTSEASON

Year	Team	GP	GS	Tot	TACKLES			Yds	INTERCEPTIONS					FUMBLES		
					Solo	Asst	Sk		No	Yds	Lg	TD	PD	FF	FR	Yds
2017	New Orleans	2	2	17	12	5	1.0	17.0	0	0	0	0	0	0	0	0
2018	New Orleans	2	2	7	5	2	0.0	0.0	0	0	0	0	1	0	0	0
NFL totals		4	4	24	17	7	1.0	17.0	0	0	0	0	1	0	0	0

ADDITIONAL STATISTICS: Special Teams Tackles -- (2018, 1) **Total: 1.**

POSTSEASON CAREER HIGHS: Tackles -- 9, vs. Carolina (1/7/18); Solo Tackles -- 7, vs. Carolina (1/7/18); Sacks -- 1, vs. Carolina (1/7/18); Passes Defended -- 1, vs. Philadelphia (1/13/19); Special Teams Tackles -- 1, vs. L.A. Rams (1/20/19).



VINCE BIEGEL

HEIGHT: 6-3 • WEIGHT: 246
COLLEGE: WISCONSIN
JOINED SAINTS: FA-18
NFL EXPERIENCE: 3
BORN: 7/2/93

59

LB

NFL CAREER - Originally selected by the Green Bay Packers in the fourth round of the 2017 NFL Draft (108th overall), Vince Biegel joined the Saints practice squad before the start of the 2018 regular season. After being elevated to the active roster during week three, he appeared in 14 regular season games and both postseason contests, posting four special teams stops (one solo). Biegel adds depth to the Saints linebacking corps and also brings valuable experience on special teams.

CAREER TRANSACTIONS - Promoted to the Saints active roster, 9/21/18; Signed to the Saints practice squad, 9/2/18; Released by Green Bay, 9/1/18; Activated from Physically Unable to Perform list by Green Bay, 11/3/17; Placed on Reserve/Physically Unable to Perform List by Green Bay, 9/2/17; Signed by Green Bay to a four-year contract, 5/31/17; Selected by the Green Bay Packers in the fourth round (108th overall) of the 2017 NFL Draft.

2018 - Promoted to the Saints active roster prior to the week three contest at Atlanta after spending the offseason and preseason with the Packers. Appeared in 14 games on special teams posting four special teams tackles (one solo)...Saw action on special teams in both postseason contests. **2017** - Missed the first seven contests on the Physically Unable to Perform list. Appeared in nine games for the Packers, recording 13 tackles (eight solo), one tackle for loss and tied for second on team with six special teams stops.

COLLEGE - Matched Wisconsin's school record by playing in 54 games, including 40 starts and ranked No. 7 all-time in school records with 21.5 sacks and ranked No. 10 with 39.5 tackles for loss...Also recorded 191 tackles (117 solo), five passes defended, three forced fumbles and two fumble recoveries...Named second-team All-Big Ten (coaches) and third-team All-Big Ten (media) after starting all 12 games he played in as a senior...Graduated with bachelor's degree in life sciences communication, Dec., 2016 and was a four-time Academic All-Big Ten selection.

PERSONAL - Lettered in football (four times), hockey (two) and track and field (four) at Lincoln (Wisconsin Rapids, Wisc.) HS...As senior, was named All-America by US Army, *USA Today* and *Parade* while also being honored as the Gatorade Wisconsin Player of the Year...The top ranked player in Wisconsin by ESPN and Rivals after finishing his career with 425 tackles, 27 sacks, ten interceptions, ten forced fumbles, five fumble recoveries and four defensive TDs...Given name Vincent James Biegel...Born in Marshfield, Wis...Father, Rocky, played linebacker at BYU from 1988-92 and wrestled in 1992...Father was also a two-time state-cham-

VETERANS

pion wrestler for Wisconsin Rapids, going undefeated as senior (winning every match by fall)...His uncle, T.D. Biegel, played fullback at BYU from 1989-93, and his grandfather, Ken Biegel, played linebacker and offensive guard at UW-Eau Claire before becoming a decorated high school coach enshrined in the National High School Athletic Coaches Association and Wisconsin Football Coaches Association halls of fame...Brother, Hayden, played for Wisconsin from 2013-15... Family owns and operates a cranberry marsh, which he worked in...Interned with Merrill Lynch in summers of 2015 and 2016...Has volunteered at children's hospitals and for Special Olympics.

VINCE BIEGEL

Year	Team	GP	GS	Tot	TACKLES			Yds	INTERCEPTIONS					FUMBLES		
					Solo	Asst	Sk		No	Yds	Lg	TD	PD	FF	FR	Yds
2017	Green Bay	9	0	13	8	5	0.0	0.0	0	0	0	0	0	0	0	0
2018	New Orleans	14	0	0	0	0	0.0	0.0	0	0	0	0	0	0	0	0
NFL totals		23	0	13	8	5	0.0	0.0	0	0	0	0	0	0	0	0
Saints totals		14	0	0	0	0	0.0	0.0	0	0	0	0	0	0	0	0

ADDITIONAL STATISTICS: Special Teams Tackles – (2017, 6); (2018, 4) **Total: 10.**

CAREER HIGHS: Tackles – 3 (2x), last vs. Baltimore (11/19/17); **Solo Tackles** – 2 (2x), last at Cleveland (12/10/17); **Special Teams Tackles** – 2, at Chicago (11/12/17).

POSTSEASON

Year	Team	GP	GS	Tot	TACKLES			Yds	INTERCEPTIONS					FUMBLES		
					Solo	Asst	Sk		No	Yds	Lg	TD	PD	FF	FR	Yds
2018	New Orleans	2	0	0	0	0	0.0	0.0	0	0	0	0	0	0	0	0
NFL totals		2	0	0	0	0	0.0	0.0	0	0	0	0	0	0	0	0



DREW BREES

HEIGHT: 6-0 • WEIGHT: 209
COLLEGE: PURDUE
JOINED SAINTS: UFA-06 (SD)
NFL EXPERIENCE: 19
BORN: 1/15/79

9
QB

NFL CAREER - Few players in the era of NFL free agency can rival the impact that Drew Brees has made on the Saints since arriving in 2006 from the San Diego Chargers - leading the team to victory in Super Bowl XLIV and being named the contest's MVP, earning league Offensive Player of the Year honors after three seasons, *Sports Illustrated* Sportsman of the Year and *Associated Press* Male Athlete of the Year in 2010, being named to the Pro Bowl 11 times and shattering league passing records. He ranks among the league's elite quarterbacks, becoming the first player in NFL history to pass for over 4,000 yards in 12-straight campaigns - including an NFL-record five 5,000-yard passing seasons. Brees has also set single-season NFL records since joining the Saints in 300-yard passing games (13, 2011), completions (471, 2016) and completion percentage (74.4%, 2018). His

streak of 54 consecutive games with a touchdown pass from 2009-12 shattered a mark that had stood since 1960. In 2018, he broke the NFL's all-time completions and passing yardage records completing 364-of-489 passes (74.4%) for 3,992 yards, 32 touchdowns and a career-high 115.7 passer rating with only five interceptions over 15 starts. He also carried 29 times for 24 yards with a career-high four touchdowns. He surpassed his own NFL single-season mark for completion percentage. He owns four of the top five completion percentage totals in NFL record books. Brees' record as a starter for the Saints is 125-80 (.610) in the regular season and 8-6 (.571) in the postseason, easily making him the winningest signal-caller in all-time team annals. Brees also has thrown for over 300 yards in a league-record 115 games, including a league-best 16 contests with over 400. Overall in his 18-year NFL career, he's completed 6,586-of-9,783 passes (67.3%) for 74,437 yards, 520 touchdowns and a 97.7 rating. He's the NFL's all-time yardage and completions record holder and most accurate passer, ranks second in touchdown passes and third in passer rating. A pillar of the community, he's also received numerous accolades and awards for taking a leadership role off the field in the Gulf South.

CAREER TRANSACTIONS - Signed to a contract extension by New Orleans, 9/7/16; Agreed to terms on a five-year contract with New Orleans, 7/13/12; Designated Exclusive Rights Franchise Player by New Orleans, 3/3/12; Signed to six-year contract with Saints (UFA-SD), 3/16/06; Re-signed by San Diego Chargers to one-year contract as Franchise Player, 3/4/05; Designated Franchise Player by San Diego, 2/22/05; Signed by San Diego to a four-year contract, 8/7/01; Selected by San Diego in the second round (32nd overall) of 2001 NFL Draft.

HONORS - **2018:** Pro Bowl (starter); Second-team *Associated Press* and Pro Football Focus All-Pro; *PFWA* All-NFC; *The Sporting News* All-Pro; Committee of 101 NFC Offensive Player of the Year; NFC Offensive Player of the Month (November); NFC Offensive Player of the Week (Weeks 3 and 5); FedEx Air Player of the Week (Weeks 3, 5, 9 and 11); Art Rooney Sportsmanship Award. **2017:** Pro Bowl; Castrol Edge Clutch Performer of the Year; Castrol Edge Clutch Performer of the Week (Week 11). **2016:** Pro Bowl; FedEx Air Player of the Week (Weeks 6, 9 and 12). **2015:** Castrol Edge Clutch Performer of the Year; NFC Offensive Player of the Week (Weeks 4 and 8); FedEx Air Player of the Week (Weeks 8 and 16); Castrol Edge Clutch Performer of the Week (Week 8). **2014:** Pro Bowl; NFC Offensive Player of the Week (Week 13). **2013:** Pro Bowl (captain); *PFWA* All-NFC; NFC Offensive Player of the Week (Weeks 4, 8 and 17); FedEx Air Player of the Week (Weeks 4, 8, 10 and 17). **2012:** Pro Bowl; NFC Offensive Player of the Week (Week 5); GMC Never Say Never Moment of the Week (Week 5); FedEx Air Player of the Week (Week 7). **2011:** Pro Bowl; *AP* NFL Offensive Player of the Year; *Sports Illustrated* NFL Offensive Player of the Year (Peter King); FedEx Air Player of the Year; Committee of 101 NFC Offensive Player of the Year; Bart Starr Award; *Sports Illustrated* (Peter King) All-Pro; Second-team *AP* All-Pro; NFC Offensive Player of the Month (December/January); GMC Never Say Never Moment of the Week (Week 3); NFC Offensive Player of the Week (Weeks 7, 12 and 16); FedEx Air Player of the Week (Weeks 12 and 16). **2010:** Pro Bowl; *Sports Illustrated* Sportsman of the Year; *AP* Male Athlete of the Year; *The Sporting News* 100 Greatest Players (No. 2). **2009:** Super Bowl XLIV MVP; Pro Bowl starter; *The Sporting News* Offensive Player of the Year; Maxwell Club Player of the Year; NFL Alumni - Quarterback of the

Year; Committee of 101 NFC Offensive Player of the Year; *PFWA* Good Guy Award; *Sporting News* 100 Greatest Players (No. 18); *The Sporting News* All-Pro; Second-team *AP* All-Pro; FedEx Air Player of the Year; USA Football All-Fundamentals Team; NFC Offensive Player of the Month (September); NFC Offensive Player of the Week (Weeks 1, 6 and 12); FedEx Air Player of the Week (Weeks 1, 2 and 6). **2008:** Pro Bowl; *AP* NFL Offensive Player of the Year; FedEx Air Player of the Year; Committee of 101 NFC Offensive Player of the Year; *Sports Illustrated* (Peter King) All-Pro; *The Sporting News* All-Pro; Pro Football Weekly/*PFWA* All-NFC; Second-team *AP* All-Pro; NFC Offensive Player of the Month (September); NFC Offensive Player of the Week (Weeks 6, 8 and 12); FedEx Air Player of the Week (Weeks 8 and 12). **2007:** Pro Football Weekly/*PFWA* Arthur S. Arkush Humanitarian Award; NFC Offensive Player of the Week (Weeks 8 and 14). **2006:** Pro Bowl starter; Walter Payton NFL Man of the Year (co-winner); *AP* All-Pro; Maxwell Club Player of the Year; Committee of 101 NFC Offensive Player of the Year; *PFWA* George Halas Award; Pro Football Weekly/*PFWA* All-Pro & All-NFC; *The Sporting News* All-Pro; *USA Today* All-Pro; *Sports Illustrated* (Dr. Z) MVP; NFL FedEx Air Player of the Year; NFC Offensive Player of the Week (Weeks 9 and 14); FedEx Air Player of the Week (Weeks 9, 12 and 14); Jim Finks Good Guy Award (cooperation with local media). **2005:** AFC Offensive Player of the Week (Week 4); FedEx Air NFL Player of the Week (Week 9). **2004:** Pro Bowl; Comeback Player of the Year (*AP*, FoxSports.com and *Dallas Morning News*); Most Improved Player (CBSSportsline.com, *Pro Football Weekly* and *Sports Illustrated*); *Football Digest* and *College & Pro Football Newsweekly* All-Pro (second-team); AFC Offensive Player of the Week (Week 8); FedEx Air NFL Player of the Week (Weeks 8 and 9).

2018 - Selected by teammates as one of six season-long captains. Started the first 15 regular season games and completed 364-of-489 passes (74.4%) for 3,992 yards, with 32 touchdowns, only five interceptions and a career-high 115.7 rating. Also carried 29 times for 24 yards with a career-high four touchdowns. Became NFL's all-time leader in completions and passing yardage and surpassed his own single-season league record for completion percentage. In addition to the single-season completion percentage record, ranked first in overall passer rating, first in fourth quarter passer rating (118.9), led the NFL with seven fourth quarter/overtime game-winning drives, ranked second in interception percentage and third in third down passer rating (108.8). Selected to a club-record 11th Pro Bowl as a Saint (starter), 12th overall. In two playoff games, completed 54-of-78 attempts for 550 yards with four touchdown passes, two interceptions and a 95.6 rating...Vs. Tampa Bay, Sept. 9, played in 250th career game and completed 37-of-45 passes for 439 yards with three TDs and a 129.5 rating...Vs. Cleveland, Sept. 16, started 250th career game and completed 28-of-35 passes for 243 yards and two TDs with a 114.6 rating and carried once for loss of one yard. Engineered six-play, 49-yard drive that ended with a game winning 44-yard field goal...At Atlanta, Sept. 23, completed 39-of-49 passes for 396 yards, two TD passes and two rushing TDs tying his single-game career-high. Became the only player in NFL history to have 350 passing yards, three touchdowns, two rushing TDs and zero interceptions. With his career-high tying 39 completions, Brees surpassed Brett Favre (6,300) and became the NFL's all-time leader in completions...Vs. Washington, Oct. 8, finished with 363 yards, becoming the NFL's all-time leading passer with 72,103 yards. Surpassed Peyton Manning and moved into first all-time in passing yardage with his second quarter 62-yard TD pass to Tre'Quan Smith.

Started game a perfect 8-of-8 passing and finished 26-of-29 for 363 yards, three touchdowns and a 153.2 rating. Finished with career-high 89.7 completion percentage. It was the highest completion percentage ever on Monday Night Football, surpassing Rich Gannon's 89.5 completion percentage on November 11, 2002. It was the ninth-best completion percentage all-time (minimum 20 attempts) in a regular season contest...At Baltimore, Oct. 21, completed 22-of-30 passes for a total of 212 yards and a 114.9 rating. With a one-yard TD pass to Benjamin Watson, Brees (500) joined Manning, Favre, and Tom Brady with 500 ca-

WORTH NOTING

Since joining the Saints in 2006, Brees has completed 5,461 of 7,974 passes (68.5%) for 62,089 yards with 440 touchdown passes and a 100.6 passer rating, leading the NFL in passing yardage, attempts, completions and scoring throws. Brees is the club's all-time leader in virtually every passing category. Brees is the only NFL player to throw for at least 5,000 yards in five seasons.

reer TDs. Brees became one of three QBs to have beaten all 32 NFL teams, joining Favre and Manning...Vs. Los Angeles Rams, Nov. 4, started and finished 25-of-36 passing for 346 yards, his fourth 300-yard passing game of the season with four TDs, zero interceptions and a 137.0 rating. It was Brees' first four-touchdown game since Dec. 18, 2016 at Arizona...At Cincinnati, Nov. 11, completed 22-of-25 passes for 265 yards and four total touchdowns, including one rushing TD. Brees ended the contest with 509 career touchdown passes, surpassing Favre for second place all-time in NFL records. Recorded 150th career regular season win as starter...Vs. Philadelphia, Nov. 18, became the first Saint to play in 200 games for club as he completed 22-of-30 passes for a total of 363 yards, four touchdowns and a 153.2 rating. Brees has thrown for at least 25 touchdown passes in 12 seasons, third-most in the NFL. Brees also has 114 300-yard games and 61 350-yard games. Now has 23 career games with four TD passes and zero interceptions, two in 2018, surpassing Brady (22) for the most in NFL history...Vs. Atlanta, Nov. 22 completed 15-of-22 passes for 171 yards, four touchdowns and a 111.9 passer rating. Brees reached his 16th 3,000-passing yard season, putting him in a tie for second with Brady and Manning, behind Favre (18). Five-yard TD pass to Keith Kirkwood made the undrafted rookie the 51st Saint to record a touchdown catch from Brees. Brees has now thrown a touchdown to 67 players in his career in the regular season. Marked Brees' 157th multi-touchdown game and his 35th four touchdown pass game, tying him for first in NFL record books in the latter category with Manning. Brees also tied an NFL record by throwing a TD pass to 13 different players in 2018 in the regular season, tying Matt Ryan (2016)...At Dallas, Nov. 29, completed 18-28 passes for a total of 127 yards, and a touchdown. Became only player with ten 30-touchdown seasons, surpassing Favre and Manning...At Tampa Bay, Dec. 9, completed 24-of-31 passes for 201 yards and one touchdown with a 90.9 rating. Engineered his 37th fourth quarter game-winning drive since 2006, completing four-of-four passes for 28 yards, with his one-yard QB sneak, giving New Orleans a 28-14 lead. His fourth rushing touchdown of 2018 setting a new career-high...At Carolina, Dec. 17, completed 23-of-35 passes for 203 yards. Brees played in his 263rd career game tonight, moving him into a tie for 28th all-time in NFL record books with former NFL offensive lineman Lomas Brown, and kickers Jan Stenerud and Jason Elam. Engi-

neered sixth fourth quarter/overtime game-winning drive of 2018...Vs. Pittsburgh, Dec. 23, started and completed 27-of-39 passes for a total of 326 yards, one touchdown and a 103.2 passer rating. Brees played in his 264th career game, putting him in sole possession of 28th all-time in NFL record books for games played. Brees has connected with WR Michael Thomas 23 times for touchdowns, making Thomas his fifth most prolific touchdown target, tied with Antonio Gates. It was Brees' NFL-best seventh and the third consecutive game in 2018 where he engineered a fourth quarter/overtime game-winning drive. After New Orleans

WHERE BREES RANKS IN NFL HISTORY

	No.	Active Rank	All-Time Rank
Attempts	9,783	1	2
Completions	6,586	1	1
Passing Yards	74,437	1	1
Passing TDs	520	1	2
Passer Rtg. (min 1,500 att.)	97.7	3	3
300-yard passing games	115	1	1
Games with 4+ Passing TDs	34	1	2
Games with 5+ Passing TDs	10	1	1
3,000-yard Passing Seasons	16	1	t2
4,000-yard Passing Seasons	12	1	2
5,000-yard Passing Seasons	5	1	1
Seasons with 25+ Passing TDs	13	1	3
Seasons With 30+ Passing TDs	10	1	1

got the ball back with 4:06 remaining in the fourth quarter and trailing 28-24, Brees completed six-of-ten passes for 52 yards, including the two-yard scoring pass to Thomas...In NFC Divisional playoff game vs. Philadelphia, 1/13/19, started and finished 28-of-38 for 301 yards, two touchdowns and one interception...In the NFC Championship game vs. L.A. Rams, 1/20/19, started and finished 26-of-40 for 249 yards, two touchdowns and one interception, carrying twice for -2 yards. Brees now has 408 career postseason completions, surpassing Dan Marino for sixth place all-time. Brees' 249 passing yards also breaks a tie with Marino, giving him sole possession of seventh place all-time with 4,759 postseason passing yards. Brees' two touchdown passes gives him 33 career postseason touchdowns, surpassing Marino for sole possession of sixth all-time. With touchdown passes to TE Garrett Griffin and QB Taysom Hill, Brees threw a touchdown pass to nine different undrafted free agents in 2019, including the playoffs, which is the most in the common draft era (since 1967). Brees connected with 15 different players for touchdown passes this season, which is the most in NFL history (regular season and postseason combined). **2017** - Selected by teammates as one of six season-long captains. One of only 12 NFL QBs to open all 16 regular season contests, and completed 386-of-536 passes (72.0%) for 4,334 yards, with 23 touchdowns, eight interceptions and a 103.9 rating. Also carried 33 times for 12 yards with two touchdowns. Set NFL single-season record for completion percentage. In addition to the completion percentage record, ranked first in the NFL in completions, second in passer rating, third in fourth quarter passer rating (117.6) and fourth in passing yardage. Named to club-record tenth Pro Bowl as a Saint, 11th overall. In two playoff games, completed 48-of-73 attempts for 670 yards with five touchdowns, three interceptions and a 100.8 passer rating...In sea-

son opener at Minnesota, Sept. 11, completed 27-of-37 passes for 291 yards (73.0%), one TD and a 104.7 passer rating...In the home opener vs. New England, Sept. 17, completed 27-of-45 passes for 356 yards with two TDs...Vs. Carolina, Sept. 24, completed 22-of-29 passes (75.9%) for 220 yards with three TDs and a 131.4 passer rating...At Miami in London's Wembley Stadium, Oct. 1, completed 29-of-41 passes for 268 yards with two TDs and a 104.5 passer rating. Started without an interception for the first four games of a season for the first time in his career...At Green Bay, Oct. 22, completed 27-of-38 passes for 331 yards with a TD and two interceptions, his 500th career TD pass in the regular season (476) and postseason (24) combined. With seven straight contests of 300+ passing yards vs. the Packers, became the only player in NFL history to do so against a specific opponent...Also scored a one-yard TD on a QB sneak.

With New Orleans trailing 17-16 early in the fourth quarter, led the Saints on a nine-play, 60-yard drive that ended with a 44-yard field goal by K Wil Lutz...At Chicago, Oct. 29, completed 23-of-28 passes (82.1%) for 299 yards, zero interceptions and a 111.2 passer rating. Joined Favre (6,300) and Manning (6,125) as only the third player in NFL history with 6,000 career completions, becoming the fastest player to reach 6,000 in his 240th appearance, beating Manning (259) by 19 games...Vs. Tampa Bay, Nov. 5, completed 22-of-27 passes (81.9%) for 263 yards with two TDs, zero interceptions and a 131.9 passer rating...At Buffalo, Nov. 12, completed 18-of-25 passes (72.0%) for 184 yards and carried twice for six yards, including a seven-yard TD...Vs. Washington, Nov. 19, completed 29-of-41 passes (70.7%) for season-high 385 yards with two TDs and a 106.2 rating. Recorded his 400th career TD as a Saint as he joined the company of Manning (Indianapolis), Favre (Green Bay), Brady (New England) and Dan Marino (Miami) as only the fifth QB to have 400 TD passes with a single team. In New Orleans' final two series' of regulation, where he helped the Saints offense produce 15 points, he completed 11-of-11 passes for 164 yards with both of his TD throws. Carried once for two yards for a first down...Vs. Los Angeles Rams, Nov. 26, Started and completed 22-of-32 passes for 246 yards with a TD, also carrying once for five yards and recording a 101.8 passer rating. In completing his first eight passes, tied his own club record of 19 consecutive completions, carrying

YARDAGE LEADER

With 74,437 career passing yards, Brees is ranked first among all-time NFL passers.

TOP THREE ALL-TIME CAREER NFL PASSING YARDAGE TOTALS

	Yards	Quarterback
1.	74,437	Drew Brees
2.	71,940	Peyton Manning
3.	71,838	Brett Favre

MOST PASSING YARDS IN AN NFL SEASON

	Quarterback	Year	Yards
1.	Peyton Manning, Den.	2013	5,477
2.	Drew Brees, NO	2011	5,476
3.	Tom Brady, NE	2011	5,235
4.	Drew Brees, NO	2016	5,208
5.	Drew Brees, NO	2012	5,177
6.	Drew Brees, NO	2013	5,162
7.	Ben Roethlisberger, Pit.	2018	5,129
8.	Patrick Mahomes, KC	2018	5,097
9.	Dan Marino, Mia.	1984	5,084
10.	Drew Brees, NO	2008	5,069

MOST CAREER OVERALL GAMES WITH AT LEAST 300 PASSING YARDS, NFL HISTORY

(REGULAR SEASON)

	Player	Team(s)	No.
1.	Drew Brees	NO/SD	115
2.	Peyton Manning	Den./Ind.	93
3.	Tom Brady	NE	86

TOUCHDOWN LEADER

With 520 career touchdown passes, Brees ranks second all-time and first among active players.

TOP THREE ALL-TIME NFL PASSING TD TOTALS

Touchdowns	Quarterback
539	Peyton Manning
520	Drew Brees
517	Tom Brady

and a 103.4 rating...Vs. New York Jets, Dec. 17, played in his 247th career game, moving him into sixth place all-time in NFL record books ahead of Fran Tarkenton for quarterbacks, completing 26-of-36 passes (72.2%) for 281 yards with two touchdowns, one interception and a 102.2 rating. It also marked his sixth straight game of at least a 100.0 rating, the third such stretch in his 17-year career, all with Saints...Vs. Atlanta, Dec. 24, completed 21-of-28 passes for 239 yards with a TD and an interception as New Orleans clinched a postseason berth. Became only the third player in NFL record books with 70,000 career yards passing on a 12-yard completion to RB Mark Ingram II, joining Favre and Manning. Topped 4,000 passing yards for the NFL-record 12th consecutive season and 12th overall, second to Manning (14)...In regular season finale at Tampa Bay, Dec. 31, completed 22-of-30 (73.3%) passes for 245 yards with one TD and a 108.3 rating, as he finished the season with an NFL-record 72.0 completion percentage...In NFC Wild Card Playoff vs. Carolina, 1/7/18, completed 23-of-33 passes for 376 yards with two TD passes, including an 80-yard TD completion to WR Ted Ginn Jr., the Saints' longest offensive play of the 2017 season (regular season and postseason), one interception and a 115.2 rating, as well as carrying once for -1 yard. The fourth-highest passing yardage total of his career in the postseason...In NFC Divisional Playoff at Minnesota, 1/14/18, completed 25-of-40 passes for 294 yards, three TDs and two interceptions and carried twice for one yard. **2016** - Selected by teammates as one of five season-long captains. Started all 16 games, one of only 14 NFL signal-callers to open every contest, and completed 471-of-673 passes (70.0%) for 5,208 yards, with 37 touchdowns, 15 interceptions and a 101.7 passer rating. Reached 5,000 passing yards for an NFL-record fifth time while his yardage total was the second-highest in his career and the fourth-highest all-time. Set NFL single-season record for completions (471) and led or tied for the league lead in passing yardage for a league-record seventh time. Ranked first in the NFL in completions, passing yardage and attempts, second in completion percentage, third in touchdown passes and fifth in passer rating and third-down passer rating (107.9) Named to club-record ninth Pro Bowl as a Saint, tenth overall...In opener vs. Oakland, Sept. 11, completed 28-of-42 passes for 423 yards, the NFL's highest kickoff weekend yardage total, four TDs and a 131.3 rating. Also rushed two times for five yards. Recorded his 432nd career TD pass, breaking a tie with Tom Brady to take sole possession of third place on NFL's all-time list. 98-yard TD to WR Brandin Cooks was the longest completion of his career and the longest offensive play in team records. After not throwing an interception, improved his streak to 251 consecutive attempts without a pick against the Raiders, surpassing Brady (226 vs. Pittsburgh) for the longest streak without a pick against an opponent by

over from the contest the prior week...Vs. Carolina, Dec. 3, Completed 25-of-34 passes for 269 yards with one TD, zero interceptions and a 106.1 rating. Also carried four times for -3 yards. Surpassed Manning to move into second place in NFL record books in completions... At Atlanta, Dec. 7, completed 26-of-35 passes for 271 yards with two TDs, one interception

any active signal-caller...At New York Giants, Sept. 18, completed 29-of-44 passes for 263 yards with a TD. Sixth consecutive game without an interception, tying a club record (Aaron Brooks, Nov. 23-Dec. 28, 2003). Surpassed previous career-best streak of 232 consecutive attempts without an interception (2011). Surpassed Marino to move into third-place all-time on the NFL's all-time passing yardage list...Vs. Atlanta, Sept. 26, completed 36-of-54 passes for 376 yards with three TDs and one interception. With his first quarter TD to TE Coby Fleener, surpassed 25,000 career passing yards at the Mercedes Benz Superdome with Brees' yardage total in a specific stadium, exceeded by Brady (Gillette Stadium-27,097), John Elway (Mile High Stadium-27,889) and Favre (Lambeau Field-28,240). Streak of consecutive attempts without an interception ended at 305 with pick by Falcons LB Deion Jones, fourth all-time in NFL record books behind Brady (358), Alex Smith (312) and Bernie Kosar (308)...Vs. Carolina, Oct. 16, completed 34-of-49 passes for 465 yards with four TDs, one interception and a 118.2 rating. 465 passing yards, the NFL-record 15th career performance of at least 400 yards passing, was the third-highest total in club history and of career. Also reached 50,289 passing yards over his Saints career, joining Elway, Favre, Marino, Brady and Manning as the only players to throw for at least 50,000 yards with one team. In second quarter, connected with Cooks on an 87-yard TD, the sixth-longest passing play in team history, giving Brees the most career TD passes of 70-yards or more. In the fourth quarter game-winning drive, completed eight-of-nine passes for 46 yards...At Kansas City, Oct. 23, completed 37-of-48 passes (77.1%) for 367 yards with three TDs, one interception and a 110.3 passer rating, becoming first player in NFL history to have 100 career 300-yard passing games...Vs. Seattle, Oct. 30, completed 27-of-35 passes (77.1%) for 265 yards with a two-yard TD and a 107.4 passer rating. Also scored a one-yard TD on a quarterback sneak. With New Orleans trailing 17-16, led the Saints on a nine-play, 71-yard drive that ended with the touchdown to Cooks, his 29th fourth quarter/overtime game winning drive as a Saint...At San Francisco, Nov. 6, completed 28-of-39 passes (71.8%) for 323 yards with three TDs, zero interceptions and a 122.1 rating. Was 55th career contest with 300 or more passing yards and three or more TDs, the most in league history. His 30th career game with at least 300 passing yards, three TD passes and zero interceptions...Vs. Denver, Nov. 13, completed 21-of-29 passes for 303 yards with three TDs, two interceptions and a 111.7 rating, also rushing two times for nine yards and recording a miscellaneous tackle. With his third quarter three-yard TD connection with WR Willie Snead IV, reached 450 touchdowns for his career, joining Manning (539) and Favre (508) as the only players in NFL history with at least 450 scoring throws...At Carolina, Nov. 17, completed 35-of-44 passes (79.6%) for 285 yards, two TDs and an interception. Rushed twice for 0 yards...Vs. Los Angeles, Nov. 27, completed 28-of-36 passes (77.8%) for 310 yards with four TDs and a 139.6 rating. Also had a one-yard TD on a QB sneak...Vs. Detroit, Dec. 4, completed 31-of-44 passes for 326 yards with three interceptions, his first home game without throwing a touchdown since Oct. 4, 2009 vs. N.Y. Jets, snapping an NFL-record 60-game streak...At Tampa Bay, Dec. 11, completed 25-of-41 passes for 257 yards and three interceptions and gained two yards on a quarterback keeper. On a nine-yard completion to WR Brandon Coleman in the second quarter, eclipsed 4,000 passing yards for the season, making 2016 his NFL-record 11th straight 4,000 yard passing season and 11th overall...At Arizona, Dec. 18, completed 37-of-48 passes (77.1%) for 389 yards, four TDs and a 127.9 passer rating. Marked 21st game with at least

four touchdowns and zero interceptions, tied for first in NFL records with Brady. Recorded his 100th regular season victory as a Saint. Also marked the 154th game started by the duo of Brees and Head Coach Sean Payton, putting them in sole possession of the fourth-most starts among championship-winning head coach/quarterback duos in NFL history...On Christmas Eve vs. Tampa Bay, Dec. 24, completed 23-of-34 passes for 299 yards with one TD and a 104.9 rating...In finale at Atlanta, 1/1/17, completed 29-of-50 passes for 350 yards, two TDs and an interception. **2015** - Selected by his teammates as one of six season-long captains. Started 15 games and completed 428-of-627 passes (68.3%) for 4,870 yards, 32 touchdowns and a 101.0 rating. Despite missing Week Three at Carolina (shoulder), captured league's passing title for an NFL-record sixth time. His completions (428) and completion percentage (68.3) totals were second-best across the NFL, while his 32 touchdowns and 36 completions of 25-or-more yards were tied for the fourth-highest total...In season opener at Arizona, Sept. 13, completed 30-of-48 passes for 355 yards, with one TD and an interception. Coleman became the 50th player to catch a TD from Brees in the regular season...Vs. Tampa Bay, Sept. 20, completed 24-of-38 for 255 yards with one TD and one interception. Recorded 4,968th career completion, breaking a tie with Marino to take sole possession of third place on NFL's all-time list...Declared inactive at Carolina (shoulder), Sept. 27, missing first NFL contest due to an injury...Returned to the field vs. Dallas, Oct. 4, and completed 33-of-41 attempts (80.5%) for 359 yards, two TDs and a 119.4 rating. Connected with RB C.J. Spiller for an 80-yard game-winning TD in overtime, his 400th career TD pass and first career overtime scoring throw. Became the fifth QB to reach the milestone; he did so in his 205th career game, making him the fastest player to reach 400 passing TDs (Manning, 209). With his first quarter TD pass to TE Josh Hill, Brees became the third player in NFL history to reach 5,000 career completions. Completed 15 consecutive passes in the first half. Named NFC Offensive Player of the Week...Vs. Atlanta, Oct. 15, completed 30-of-39 passes (76.9%) for 312 yards with a TD and a 108.1 rating...Vs. New York Giants, Nov. 1, appeared in his 150th game as a Saint. Completed 39-of-50 passes (78.0%) for 505 yards with a club-record seven TDs, two interceptions and a 131.7 rating. Yardage total was second-highest total of his career and second in team records. TD pass total tied NFL single-game record with seven other players. Tied career-high for completions. Threw for career-high 162 yards in first quarter. Completed 18 consecutive passes from the first through third quarters, falling just short of the team record of 19 straight, which he has accomplished twice. Named NFC Offensive Player of the Week for the 22nd time in career, his 20th as a Saint...Vs. Tennessee, Nov. 8, completed 28-of-39 passes for 387 yards with three TDs, one interception and a 118.2 passer rating. Carried three times for -1 yards with a one-yard TD. With three TD passes, it marked 10 over his last two games, tying a career-high for the most after a two-game span. Joined Y.A. Tittle and Nick Foles as only the third signal-caller in NFL records to throw at least three TDs following a contest in which they threw seven...Completed 25-of-44 passes for 228 yards and one interception at Houston, Nov. 29. Consecutive games streak with at least one TD pass ended at 45 games, the fifth-longest in NFL history...At Tampa Bay, completed 31-of-41 passes for 312 yards with two TDs, zero interceptions and a 113.1 rating. Moved past Marino into fourth place all-time in TD passes...Completed 34-of-52 passes for 341 yards with three TDs and rushed once for 11 yards for a 103.1 rating vs. Detroit, Dec. 21. Became fourth player in NFL record books with 60,000 yards passing. Surpassed

Manning to move into sole possession of first all-time with 94 300-yard passing games. Surpassed Marino to move into fourth all-time for multiple touchdown pass games (128)...Vs. Jacksonville, Dec. 27, completed 25-of-36 passes for 412 yards with three TDs, zero interceptions and a 135.4 rating. With his 13th career 400-yard passing game, moved into a tie with Marino for second all-time. With two first quarter TDs, he recorded the ninth multi-TD first quarter of his career. Also marked his 49th career game of at least 350 passing yards - the most in NFL history...In finale at Atlanta, 1/3/16, completed 32-of-42 passes for 323 yards with one TD, zero interceptions and a 105.6 passer rating. **2014** - Selected by his teammates as one of six season-long team captains and started all 16 games for the fifth consecutive season, as one of 17 quarterbacks to start every one of his team's contests in 2014. Completed 456-of-659 passes (69.2%) for 4,952 yards, 33 touchdowns, 17 interceptions and a 97.0 rating. Finished season ranked first in completions and attempts, tied for first in passing yardage, ranked second in completion percentage, tied for fifth in touchdown passes and ranked sixth in rating. Named to his eighth Pro Bowl as a Saint, surpassing Pro Football Hall of Fame T William Roaf for team lead and ninth overall. In finale at Tampa Bay, Dec. 28, led New Orleans on a seven-play, 50-yard drive that ended with the game-winning 36-yard TD pass to WR Marques Colston. Brees and Colston also became the fifth-most prolific quarterback-receiver combination for touchdowns with that 68th touchdown connection (Colston concluded his Saints career with the duo ranked fifth at 72). Overall, completed 24-of-38 passes for 281 yards with one TD and three interceptions in a contest where the Saints came back to win facing a 13-point fourth quarter deficit for the first time...In his 200th career game at Chicago, Dec. 15, completed 29-of-36 passes for 375 yards, three TDs, zero interceptions and a 137.8 rating...Completed 19-of-27 passes for 257 yards, five TDs and a 140.0 rating at Pittsburgh, Nov. 30. Named NFC Offensive Player of the Week for 18th time as a Saint, the most conference weekly awards by a player since 2006. It was his 20th overall, joining Manning and Brady as only the third player to win 20 conference Player of the Week awards...Completed 35-of-45 passes for 420 yards (77.8%), three TDs, one interception and a 118.5 passer rating vs. Baltimore, Nov. 24...Completed 33-of-41 (80.5%) passes for 255 yards, one TD and a 100.7 passer rating vs. Cincinnati, Nov. 16...Completed 24-of-34 (70.6%) passes for 297 yards and one TD at Carolina, Oct. 30...Completed 27-of-32 (84.4%) for 311 yards, three TDs and a 138.4 passer rating vs. Green Bay, Oct. 26...Completed 35-of-57 passes for 371 yards, with two TDs in an overtime win vs. Tampa Bay, Oct. 5. Led team on a 12-play, 80-yard scoring drive in OT...Completed 32-of-44 (72.7%) passes for 340 yards with two TDs, an interception and a 100.6 rating at Dallas, Sept. 28...Completed 27-of-35 (77.1%) passes for 293 yards, two TDs and a 120.3 rating vs. Minnesota, Sept. 21. **2013** - Selected by his teammates as one of six season-long team captains and opened all 16 regular season games for fourth consecutive season and started both playoff contests. Completed 446-of-650 passes (68.6%) for 5,162 yards with 39 touchdowns, 12 interceptions and a 104.7 rating. Rushed 35 times for 52 yards with career-high three TDs. Ranked second in the NFL in completions, completion percentage, passing yardage and attempts, fifth in third down passer rating (103.1) and sixth in overall passer rating...In the season opener vs. Atlanta, Sept. 8, posted a 113.6 passer rating and completed 26-of-35 (74.3%) passes for 357 yards with two TDs, including a second quarter 25-yard TD toss to Colston that made him club's all-time receiving leader...Completed 26-of-46 passes for 322 yards and one TD at

Tampa Bay, Sept. 16. With the Saints trailing 14-13 with 1:06 remaining, completed three-of-four throws on a drive that ended with a game-winning field goal as time expired...Completed 29-of-46 passes for 342 yards and three TDs vs. Arizona, Sept. 22...Completed 30-of-39 (76.9%) passes for 413 yards, four TDs, zero interceptions and a 144.5 passer rating vs. Miami, Sept. 30, capturing NFC Offensive Player of the Week...Completed 29-of-35 (82.9%) passes for 288 yards, two TDs, and a passer 120.0 rating at Chicago, Oct. 6...Completed 17-of-36 passes for 236 yards, two TDs and one interception, ending an NFL-record 57 consecu-

WORTH NOTING

Brees is only the second NFL quarterback to have thrown for at least 25 touchdowns in 11 consecutive seasons (2006-16). With 12 seasons overall with at least 25 touchdown passes, Brees is tied with Tom Brady for second overall in NFL record books, trailing only Peyton Manning (16).

With at least 30 touchdown throws each season from 2008-16, Brees became the only quarterback to do so for nine consecutive seasons. With nine seasons overall with at least 30 scoring throws, he's tied for first in NFL record books with Manning and Brett Favre, first among active players.

tive games streak of at least 20 completions at New England, Oct. 13...Completed 26-of-34 passes (76.5%) for 332 yards, five TDs and a 146.1 rating vs. Buffalo, Oct. 27...Completed 34-of-41 (82.9%) passes for 392 yards with four TDs, zero interceptions and a 139.0 rating vs. Dallas, Nov. 10. Tied own team record with 19 consecutive completions as he led the Saints to an NFL-record 40 first downs and franchise-record 625 net yards and he captured NFC Offensive Player of the Week for second time in 2013...Completed 30-of-43 (69.8%) passes for 305 yards and a TD in leading the Saints to a win between NFC powerhouses as time expired vs. San Francisco, Nov. 17. After getting the ball back with 1:41 left at the New Orleans 40-yard line, Brees moved the team to set up the 31-yard game-winning field goal...Completed 23-of-33 (69.7%) passes for 278 yards, two TDs and a 115.5 rating in Thursday night win at Atlanta, Nov. 21. Moved past Pro Football Hall of Famer Warren Moon for fifth place in NFL history with 49,566 career passing yards...Completed 30-of-42 (71.4%) attempts for 313 yards, with four TDs, zero interceptions and a 124.4 rating vs. Carolina, Dec. 8. Gave Saints lead with a three-yard TD to Colston with 31 seconds remaining in the first half. With his 22-yard completion to TE Jimmy Graham, became only the fifth player in NFL history to throw for 50,000 career yards...Tied his franchise record for completions, when he connected on 39-of-56 passes for 393 yards and one TD at St. Louis, Dec. 15...In regular season finale vs. Tampa Bay, Dec. 29, completed 24-of-31 (77.4%) passes for 381 yards with four TDs, zero interceptions and a 157.4 rating as he led the Saints to a win that clinched a playoff berth. 25th career contest with at least four touchdowns. Captured NFC Offensive Player of the Week honors for the third time of the season...In NFC Wild Card playoff game at Philadelphia, 1/4/14, completed 20-of-30 passes for 250 yards with one TD...In NFC Divisional playoff game at Seattle, 1/11/14, completed 24-of-43 passes for 309 yards with a TD...Named to the Pro Bowl for the eighth time overall and seventh time as a Saint, tying him with Roaf for most selections in club history, and making him only Saint to be named six straight times. Served as a captain and starter for

Team Rice in contest as he completed an eight-yard TD to Graham in winning effort. **2012** - Selected by teammates as one of six season-long captains. Started all 16 games and completed 422-of-670 for 5,177 yards with 43 TDs and 19 interceptions for a 96.3 rating. Led NFL in passing yardage, TD passes and completions of 25 yards or more (47). TD total was the second-highest total (46 in 2011) of career, making him and Marino the only two players in NFL history with at least two seasons with 40 or more TDs (Since also done by Manning in 2013). Yardage

WORTH NOTING

NFL RECORDS BREES HAS SET OR TIED SINCE JOINING THE SAINTS:

Touchdown passes in a game: 7, vs. New York Giants, Nov. 1, 2015 (tied with five other players)
Career completions: 6,586
Completions in a season: 471, 2016
Completion percentage in a season: 74.4%, 2018
Games with over 300 yards passing in a season: 13, 2011
Consecutive games with 300 yards or more passing: 9 (2x), (Nov. 13, 2011-Sept. 16, 2012 and Nov. 29, 2012-Sept. 30, 2013)
Career passing yards: 74,437
Most passing yards in a five-game span: 1,954, Oct. 29-Nov. 26, 2006
Most passing yards in a four-year span: 20,767, 2011-14
Most passing yards in a five-year span: 25,637, 2011-15
Most passing yards in a six-year span: 30,845, 2011-16
Consecutive games with a touchdown pass: 54, 2009-12
Career 300-yard passing games: 115
Career completion percentage: 67.3%

total was then the third-highest single-season figure in NFL records...Named to sixth Pro Bowl as Saint, starting game...Completed 35-of-54 passes for 446 yards, three TDs and a 109.0 rating at Green Bay, Sept. 30. First quarter 20-yard touchdown to Colston extended his streak of consecutive games with a TD to 47, tying Johnny Unitas' NFL record...Completed 29-of-45 passes for 370 yards, four TDs, one interception and a 110.4 rating in leading the Saints to their first win of the season vs. San Diego, Oct. 7. Brees' 40-yard TD pass to WR Devery Henderson marked the 48th consecutive game he tossed a touchdown, making him the new NFL record-holder for consecutive games with a TD. Trailing 24-21 in the fourth quarter, Led Saints back from a three-point deficit on a nine-play, 90-yard drive, as he completed six-of-six throws for 89 yards including a five-yard TD pass to Colston. Captured NFC Offensive Player of the Week honors for first time in 2012... Completed 27-of-37 (73.0%) for 377 yards with four touchdowns, an interception and a 130.1 passer rating at Tampa Bay, Oct. 21...Completed 21-of-27 (77.8%) for 239 yards, two TDs, an interception and a 128.2 rating vs. Philadelphia, Nov. 5. Two TDs came on a second quarter, one-yard pass to Colston and a third quarter, six-yard throw to Graham...Completed 21-of-32 passes for 298 yards, three TDs, one interception and a 113.8 passer rating in leading the Saints to a 31-27 win vs. Atlanta, Nov. 11...Completed 20-of-27 passes for 219 yards, three TDs and a season-high 134.6 rating at Oakland, Nov. 18...Had an NFL-record streak of consecutive games with a touchdown pass end at 54 contests when he failed to throw a TD at Atlanta, Nov. 29...Completed 26-of-43 passes for 354 yards, a TD and an interception at New York Giants, Dec. 9...Hit on 26-of-39 passes for 307 yards, four TDs and zero interceptions for a 124.6 rating vs. Tampa Bay, Dec. 16...Was 37-of-

53 for 446 yards, tying a season-high for yardage, with three TDs and a 114.2 rating in overtime win at Dallas, Dec. 23...Completed 29-of-43 passes for 396 yards with four TDs, one interception and a 118.0 rating in season finale vs. Carolina, Dec. 30. **2011** - Selected by teammates as season-long team captain. Started all 16 regular season games and completed 468-of-657 passes (71.2%) for 5,476 yards with 46 touchdowns and 14 interceptions for a 110.6 rating. Set what was then NFL single-season passing yardage record with his nine-yard touchdown to

TEAM RECORDS

TEAM RECORDS BREES HAS BROKEN OR TIED SINCE JOINING THE SAINTS:

GAME	Completions: 39, at Denver, Sept. 21, 2008, at St. Louis, Dec. 15, 2013, vs. New York Giants, Nov. 1, 2015 and at Atlanta, Sept. 23, 2018 Attempts: 60, at Chicago, Dec. 30, 2007 Yards: 510, vs. Cincinnati, Nov. 19, 2006 Consecutive Completions: 19, vs. Tampa Bay, Dec. 27, 2009, vs. Dallas, Nov. 10, 2013 and vs. Washington/at L.A. Rams (Nov. 19-Nov. 26, 2017) Touchdown Passes: 7, vs. New York Giants, Nov. 1, 2015 (Tied NFL record) Passer Rating: 158.3, vs. New England, Nov. 30, 2009 (tied)
SEASON	Completions: 471, 2016 (NFL record) Attempts: 673, 2016 Completion Pct.: 74.4, 2018 (NFL record) Yards: 5,476, 2011 Touchdowns: 46, 2011 Passer Rating: 115.7, 2018 300-yard Passing Games: 13, 2011 (NFL record)
CAREER	Completions: 5,461 Passing Yards: 62,089 Completion Pct.: 68.5 Passer Rating: 100.6 300-yard Passing Games: 108 4,000+-yard Passing Seasons: 12 5,000+-yard Passing Seasons: 5 Touchdown Passes: 440

RB Darren Sproles in a 45-16 win over Atlanta, Dec. 26, eventually finishing season with 5,476. Also set what was an NFL record for completion percentage and a mark that still stands for 300-yard passing games (13) as he ended season with a stretch of seven straight contests with 300 yards or more...Opened season at Green Bay, Sept. 8, 32-of-49 for 419 yards, three TDs and a 112.5 rating. Brees had a perfect 158.3 rating on third down, completing eight-of-nine throws for 129 yards with two TDs. Trailing 42-34 with only 1:08 remaining and starting at their 20-yard line, Led the Saints to the Packers one-yard line for a final play that could have tied the game, completing five-of-six throws for 71 yards....Led the Saints to their first win of 2011 in their home opener vs. Chicago, Sept. 18, when he completed 26-of-37 passes for 270 yards with three TDs and a 118.1 passer rating. A 79-yard TD throw to Henderson gave New Orleans a 10-7 second quarter lead that they wouldn't relinquish...Completed 31-of-44 passes for 370 yards, three TDs and zero interceptions vs. Houston, Sept. 25. Trailing 33-32 with 4:13 remaining, he led New Orleans on an eight-play, 93-yard drive, where he completed

BREES TDS

TOUCHDOWN TARGETS

Drew Brees has thrown touchdown passes to 67 different players in the regular season and 20 different players in the playoffs. Below is a breakdown of Brees' total number of touchdown passes to each receiver entering the 2019 season.

Regular Season (67)

• Marques Colston	72
• Jimmy Graham	51
• Lance Moore	38
• Robert Meachem	25
• Michael Thomas	23
• Antonio Gates	23
• Brandon Cooks	20
• Devery Henderson	17
• Darren Sproles	16
• Reggie Bush	12
• Pierre Thomas	12
• Benjamin Watson	12
• Josh Hill	11
• Eric Parker	10
• Alvin Kamara	9
• Keenan McCardell	9
• Brandon Coleman	8
• Kenny Stills	8
• Reche Caldwell	7
• Travaris Cadet	7
• Willie Snead IV	7
• David Thomas	7
• Ted Ginn Jr.	6
• Jeremy Shockey	6
• LaDainian Tomlinson	6
• Curtis Conway	5
• Terrance Copper	5
• Coby Fleener	5
• Mark Ingram II	5

• Tre'Quan Smith	5
• Jed Collins	4
• Michael Hoomanawanui	4
• Joe Horn	4
• David Patten	4
• David Boston	3
• Tim Dwight	3
• Heath Evans	3
• Zach Line	3
• Fred McCrary	3
• Billy Miller	3
• Joseph Morgan	3
• Kassim Osgood	3
• Justin Peelle	3
• Mark Campbell	2
• Austin Carr	2
• Eric Johnson	2
• Mike Karney	2
• Tommylee Lewis	2
• Josh Norman	2
• C.J. Spiller	2
• Stephen Alexander	1
• Dan Arnold	1
• Ernie Conwell	1
• Darnell Dinkins	1
• John Gilmore	1
• Tim Hightower	1
• Austin Johnson	1
• Freddie Jones	1
• Jamal Jones	1

• Keith Kirkwood	1
• John Kuhn	1
• Erik Lorig	1
• Deuce McAllister	1
• Cameron Meredith	1
• Lorenzo Neal	1
• Aaron Stecker	1
• Nick Toon	1

Playoffs (20)

• Devery Henderson	4
• Marques Colston	4
• Jimmy Graham	3
• Michael Thomas	3
• Reggie Bush	2
• Jeremy Shockey	2
• Pierre Thomas	2
• Heath Evans	1
• Antonio Gates	1
• Ted Ginn Jr.	1
• Garrett Griffin	1
• Josh Hill	1
• Taysom Hill	1
• Alvin Kamara	1
• Keith Kirkwood	1
• Deuce McAllister	1
• Keenan McCardell	1
• Robert Meachem	1
• Lance Moore	1
• Darren Sproles	1

MILESTONE TOUCHDOWN PASSES

No.	Date	Opponent	Stadium	Receiver	Yards
1	11/04/01	vs. Kansas City	Qualcomm Stadium	Freddie Jones	20
100	12/03/06	vs. San Francisco	Superdome	Reggie Bush	5
200	12/13/09	at Atlanta	Georgia Dome	Reggie Bush	21
276*	12/26/11	vs. Atlanta	Mercedes-Benz Superdome	Darren Sproles	9
295 [§]	10/7/12	vs. San Diego	Mercedes-Benz Superdome	Devery Henderson	40
300	10/21/12	at Tampa Bay	Raymond James Stadium	Darren Sproles	9
400*	10/4/15	vs. Dallas	Mercedes-Benz Superdome	C.J. Spiller	80
500	10/21/18	at Baltimore	M&T Bank Stadium	Benjamin Watson	1

*Brees' 41st touchdown pass of the season occurred on the same play in which he set a new NFL record for most passing yards in a single-season with 5,087 yards, breaking Dan Marino's former record of 5,084 yards.

§ Brees' 40-yard touchdown pass to Devery Henderson marked his 48th consecutive game with a touchdown throw, surpassing the previous NFL record of 47 held by Johnny Unitas.

% Brees' 80-yard touchdown pass to C.J. Spiller was the 400th of his career and happened in his 205th career appearance, the quickest a player has gotten to 400 touchdowns. It was also the first overtime touchdown pass of his career.

three-of-six passes for 56 yards and converted a successful two-point conversion throw to WR Lance Moore after Ingram's 13-yard TD run...Completed 31-of-44 passes for 351 yards, a TD and two interceptions in leading Saints to their third straight victory at Jacksonville, Oct. 2...Completed 32-of-45 passes for 359 yards, two TDs, one interception and a 100.1 passer rating in leading the Saints to their fourth consecutive win at Carolina, Oct. 9. Trailing 27-23 in the fourth quarter, he led the Saints back from a four-point deficit on an 11-play, 59-yard drive, where the Saints scored with 50 seconds remaining, as he completed seven-of-eight throws for 71 yards, including a six-yard TD to RB Pierre Thomas...Completed 29-of-45 passes for 383 yards, one TD and two interceptions, as he became the first quarterback to throw for at least 350 yards in four consecutive games at Tampa Bay, Oct. 16...Completed 88.6 percent of his passes, as Saints set a team scoring record in a Sunday night 62-7 win vs. Indianapolis, Oct. 23. Went 31-of-35 for 325 yards and five TDs for a 144.9 passer rating as he was named NFC Offensive Player of the Week for the first time since 2009...Completed 27-of-36 passes for 258 yards, two TDs and an interception for a 101.4 passer rating vs. Tampa Bay, Nov. 6...Completed 30-of-43 passes for 322 yards, two TDs and a 106.9 passer rating in leading the Saints to an overtime win at Atlanta, Nov. 13. After getting the ball back in overtime at the Falcons 29-yard line, Brees moved the team to set up K John Kasay's 26-yard game-winning field goal...Completed 24-of-38 passes for 363 yards and four TDs while adding an eight-yard TD run for a rating of 129.6 vs. New York Giants, Nov. 28, as he became the first Saint with four passing TDs and one rushing TD in a game and the first QB in Monday Night Football history with 350 passing yards, four passing TDs and a rushing TD. Selected NFC Offensive Player of the Week...Completed 26-of-36 passes for 342 yards, three TDs and a 129.6 passer rating vs. Detroit, Dec. 4. Became first QB in NFL history to top 4,000 passing yards in his team's first 12 games of a season...Completed 36-of-47 passes for 337 yards, two TDs and a 110.0 rating at Tennessee, Dec. 11. Threw both touchdowns in fourth quarter, rallying New Orleans from a 10-9 deficit. On game-winning drive, completed five-of-five passes for 69 yards, including the 35-yard TD to Colston and gained two yards on QB sneak on third-and-one to convert...Reached 40,000 career yards as he hit on 32-of-40 for 412 yards and five TDs, for a season-high 149.6 rating at Minnesota, Dec. 18. It was Brees' seventh contest of at least 350-yards passing in 2011, eclipsing the previous NFL record (Brady - 2007)...23-of-39 for 307 yards with four TDs and two interceptions, upping his season touchdown total to a career-high 41, vs. Atlanta, Dec. 26 as the Saints clinched the division. Brees' fourth quarter nine-yard TD to Spores, his final throw of the game, put him at 5,087 yards, setting what was then the NFL single-season record. Captured NFC Offensive Player of the Week honors for the third time of the season...Hit 28-of-35 passes for 389 yards with five TDs, an interception and a 140.7 passer rating vs. Carolina, 1/1/12. With the 13th 300-yard passing performance of 2011, he extended his NFL record...Completed 33-of-43 passes for postseason career-high and club-record 466 yards, four TDs and no interceptions for a 134.4 rating in NFC Wild Card Playoff vs. Detroit, 1/7/12. Only Kosar, who passed for 489 yards against N.Y. Jets in the 1986 AFC Divisional Playoff, threw for more yards in the postseason...Completed 40-of-63 passes for 462 yards, four TDs and two interceptions in NFC Divisional Playoff at San Francisco, 1/14/12. First quarter interception was his first in his last 217 attempts in the postseason, ending an NFL-record streak of consecutive postseason passes without a pick. It was the third consecutive 400-yard effort, making him the only quarter-

back to do so, as he surpassed Marino (two) and Manning (two) for the most 400-yard passing games in NFL postseason history. **2010** - Selected by teammates as a season-long team captain. Opened all 16 regular season games and NFC Wild Card playoff contest. Completed 448-of-658 passes (68.1%) for 4,620 yards with 33 TDs, 22 interceptions and a 90.8 rating...In NFL opener vs. Minnesota, Sept. 9, posted a 101.3 rating and completed 27-of-36 (75.0%) passes for 237 yards with a 29-yard TD to Henderson on New Orleans' first drive...Completed 28-of-38 (73.7%) passes for 254 yards, two TDs and a 108.9 passer rating at San Francisco, Sept. 20. With the game tied at 22-22 with 1:19 left, completed four-of-six throws on a drive that ended with a game-winning field goal by Hartley as time expired...Completed 30-of-38 passes (79.0%) for 365 yards, three TDs and a 111.1 passer rating vs. Atlanta, Sept. 26...Completed 33-of-48 passes for 275 yards and one TD as he embarked the Saints on their second fourth quarter rally in three weeks vs. Carolina, Oct. 3...Completed 21-of-32 passes for 263 yards, three TDs, an interception and a 109.2 rating at Tampa Bay, Oct. 17...Completed 34-of-44 passes (77.3%), including 20-of-22 (90.9%) throws in the second half for 305 yards, with fourth quarter TD passes to Moore and Colston and a 101.0 passer rating vs. Pittsburgh, Oct. 31...Completed 27-of-43 passes for 253 yards with two TDs at Carolina, Nov. 7...Completed 29-of-43 throws for a season-high 382 yards, four TDs, two interceptions and a 106.9 passer rating vs. Seattle, Nov. 21. Surpassed Archie Manning as club's all-time completions leader...Completed 23-of-39 passes for 352 yards in fourth quarter come-from-behind victory, with one TD on Thanksgiving at Dallas, Nov. 25. 12-yard scoring strike to Moore with 1:55 left gave the Saints the lead for good...Completed 23-of-29 passes for 313 yards in second consecutive fourth quarter come-from-behind win, with two TD passes, one interception and a 120.3 passer rating at Cincinnati, Dec. 5. Gave Saints lead with a three-yard TD to Colston with 31 seconds left. With his second quarter 52-yard completion to Graham, surpassed Manning as the club's all-time passing yardage leader...Led the Saints to their sixth straight win vs. St. Louis Rams, Dec. 12, completing 25-of-40 passes for 221 yards, three TDs and two interceptions...Completed 29-of-46 passes for 267 yards with three TDs and an interception as he rallied Saints from a 21-7 deficit to tie score 21-21 in the fourth quarter at Baltimore, Dec. 19...In a fourth quarter come-from-behind Monday night win at Atlanta, Dec. 27, completed 35-of-49 (71.4%) passes for 302 yards with one TD, a six-yard fourth quarter completion to Graham, that capped off a successful 13-play, 90-yard drive...In the NFC Wild Card Playoff game at Seattle, 1/8/11, completed 39-of-60 passes for 404 yards with two TDs and a 95.4 passer rating...Selected to the Pro Bowl. **2009** - Selected by teammates as season-long team captain. Started all 15 games he played, held out of regular season finale with Saints having clinched NFC's No. 1 seed. In regular season, threw for over 300 yards in seven games and over 295 in three others en route to 4,388 yards. Set what was then an NFL record with a 70.6 completion pct. and tied his team record with 34 touchdown passes. Also led league with a 109.6 passer rating. Nearly flawless in the postseason while leading the Saints to Super Bowl XLIV title, completing 72-of-102 passes (70.6 percent) for 732 yards with eight touchdowns, zero interceptions and a 117.0 rating...In Super Bowl XLIV vs. Indianapolis, 2/7/10, was 32-of-39 for 288 yards with two TDs and a 114.5 rating, winning MVP honors. Completed 18 of last 19 passes, and final 10 attempts. Also found Moore on a two-point conversion in rallying New Orleans from a 10-0 deficit. One of only six QBs (Troy Aikman, Brady, Joe Montana, Phil Simms and Russell Wilson)

SUPER SAINT

DREW BREE'S RECORD AS A SAINTS STARTER (REGULAR SEASON)

Passes for more than 250 yards	97-60
Passes for less than 250 yards	28-20
Passes for more than 300 yards	65-32
Throws three or more TD passes	57-21
Completes more than 60% of passes	117-56
Posts a passer rating of 90.0 or more	101-34
Posts a passer rating of 100.0 or more	86-23
Posts a passer rating of 140.0 or more	15-0
Home Games	68-35
Road Games	57-45
Indoors	81-50
Outdoors	45-21
Artificial Turf	90-54
Natural Grass	34-26
Day Games	95-63
Night Games	30-17
vs. NFC teams	95-58
vs. AFC teams	30-22

to have 200 passing yards, two passing TDs and a 70% completion percentage in a Super Bowl win...In NFC Championship game vs. Minnesota, 1/24/10, completed 17-of-31 passes for 197 yards with three TDs and a 106.5 passer rating, leading team to their first Super Bowl. Successfully led game-winning drive in overtime, a 10-play, 39-yard march to set up Hartley's field goal...Had passer rating of 125.4 in NFC Divisional Playoff win vs. Arizona, 1/16/10, finishing 23-of-32 for 243 yards

with three TD passes and no interceptions. Found Henderson for a 44-yard TD off a flea-flicker...In opener vs. Detroit, Sept. 13, named NFC Offensive Player of the Week after tossing six TD passes and 358 yards and notching a 137.0 passer rating. Tied what was at the time the team record with his TD total (Billy Kilmer, 11/2/69). Became first player to throw six TDs on kickoff weekend...At Philadelphia, Sept. 20 - his 50th contest with the Saints - led the team to 48 points while completing over 73 percent of his passes for 311 yards with three TDs, one interception and a 118.6 rating. Tied an NFL record with nine TDs after two games...Named NFC Offensive Player of the Month for September, the second-straight year he took home award...Set team record vs. New York Giants, Oct. 18, completing 15-straight passes in first half. Ended 23-of-30 (76.7%) for 369 yards and four touchdowns, engineering TD drives on the club's first four possessions, earning NFC Offensive Player of the Week...Overcame a rough start at Miami, Oct. 25, to help produce 23 points of a 36-point second-half output in a comeback victory to erase a 24-3 deficit. Completed 22-of-38 passes, finishing with 298 yards, one TD, three interceptions and a career-high two rushing TDs...Had another torrid performance in a Monday night win vs. Atlanta, Nov. 2, completing 25-of-33 passes (75.8%) for 308 yards, two TDs, one interception and a 111.7 passer rating...Threw for 330 yards, one TD and an interception, going 25-for-34 in win vs. Carolina, Nov. 8...Led the Saints to their 10th-straight win by completing 19-of-29 with three TDs at Tampa Bay, Nov. 22, posting a 118.0 rating...Named NFC Player of the Week for third time in 2009 after posting a perfect 158.3 passer rating in 38-17 win over New England, Nov. 30. Completed 18-of-23 (78.3%), with five TDs to five different players, his fourth career game with five or more TD throws...At Washington, Dec. 6, notched 35 completions on 49 attempts for 419 yards in an overtime victory, throwing two TDs and an interception. Set season-high in attempts, completions and yardage. Tied game with a 53-yard touchdown strike to WR Robert Meachem with 1:19 left in regulation...Reached 30,000 career yards -

throwing for 296 while going 31-of-40 (77.5%) with a 122.5 passer rating and three TDs - at Atlanta, Dec. 13...Dec. 19 vs. Dallas, became the club's all-time passing touchdown leader with seven-yard scoring toss to Moore, his lone TD pass of the game. Completed 29-of-45 for 298 yards with one interception. The touchdown throw to Moore also made him the 24th player in NFL history to reach 200 career TDs, as he was then the fourth-quickest to reach this milestone in his 121st game (since tied by Brady)...Broke own team record by completing 19-straight passes in the third and fourth quarters vs. Tampa Bay, Dec. 27, part of a 32-of-37 performance. Had 258 yards, one TD and a 104.7 passer rating...Third quarterback at Carolina, 1/3/10, after the club had clinched the NFC's number one seed in the postseason, breaking streak of 79 consecutive starts...Selected as Pro Bowl starter for the first time, even though he didn't play in game due to team's qualification for Super Bowl. **2008** - Served as an offensive team captain. Named *Associated Press*s NFL Offensive Player of the Year after becoming only second QB in NFL history to throw for over 5,000 yards and tied the league record with 10 games with 300 or more yards. Voted to the Pro Bowl. Led the NFL in passing yardage (5,069), attempts (635), completions (413), completions of 25 yards or more (35) and tied for a league-best with 34 TDs. Threw touchdowns to 11 different players, equaling another league all-time mark (Brady, 2007). Named NFC Offensive Player of the Week three times and the conference Offensive Player of the Month in September...Led club to a 24-20 win in the season opener vs. Tampa Bay, completing 23-of-32 for 343 yards with three TDs...At Denver, Sept. 21, had 421 passing yards, then the fourth-highest total in team history. Set the team record with 39 completions on 48 attempts with a TD...Tossed three TDs in win vs. San Francisco, Sept. 28, completing 23-of-35 for 363 yards. Became fourth QB in team history to reach 10,000 passing yards on 47-yard scoring strike to Meachem...Oct. 6 vs. Minnesota, connected on 26-of-46 for 330 yards with a TD and two interceptions...Nearly perfect vs. Oakland, Oct. 12, completing 26-of-30 (86.7%) for 320 yards, three TDs and a 144.4 passer rating. Completed his first 16 passes, and named the NFC Offensive Player of the Week...Going against his former team for the first time, led Saints to 37-32 win over San Diego at London's Wembley Stadium, Oct. 26. Named NFC Offensive Player of the Week after throwing for 339 yards and three TDs on 30-for-41 passing with a 121.9 passer rating...At Atlanta, Nov. 9, recorded 422 yards with two touchdowns, including 294 in fourth quarter...Named NFC Offensive Player of the Week after posting a rating of 157.5 vs. Green Bay, Nov. 24. Completed 20-of-26 for 323 yards and four TDs, including 70-yard scoring throws to Moore and Colston...Dec. 21, at Detroit, had a 117.8 rating, going 30-of-40 for 351 yards and two TDs, breaking what were then his own team records for passing yardage and touchdowns...Led furious comeback that fell short in fourth quarter vs. Carolina, Dec. 28, finishing 30-of-49 with 386 yards, four TDs - three in the final 15 minutes - and one interception. Became only the second player in NFL history to throw for 5,000 yards. **2007** - Led NFL in completions (then-league-record 440) and attempts (652), ranked second in yards (4,423), third in completion percentage (67.5) and tied for sixth in touchdown passes (28). Started all 16 games, finishing with an 89.4 rating. Threw for 250 yards or more in 11-of-16 contests, including five of over 300 yards. Average of 276.4 yards per game ranked second in the league. Tied for fifth in NFL with 27 completions of 25 yards or more. Picked by teammates as one of five season-long team captains...Recorded first 300-yard day of season at San Francisco, Oct. 28, completing 31-of-39 (79.5%) for 336 yards with

a season-high four TDs for a 136.8 rating, and was named NFC Offensive Player of the Week...Threw for what was then the second-most passing yards in club history with 445 in win vs. Jacksonville, Nov. 4. Completed 35-of-49 passes with three TDs. His 346 first half passing yards are the most for a Saint in a single half... Nov. 25, led the Saints to their first win at Carolina since 2005 by throwing three

CAREER GAME BY GAME (REGULAR SEASON)

PASSING

2018

	ATT	CMP	YDS	PCT	TD	INT	LG	SACKS	RT
9/9 @TB	45	37	439	82.2%	3	0	35	1/7	129.5
9/16 CLE	35	28	243	80.0%	2	0	42	3/30	114.6
9/23 @ATL	49	39	396	79.6%	3	0	35	1/5	120.7
9/30 @NYG	32	18	217	56.3%	0	0	25	1/8	77.2
10/8 WAS	29	26	363	89.7%	3	0	62	2/14	153.2
10/21 @BAL	30	22	212	73.3%	2	0	32	1/7	114.9
10/28 @MIN	23	18	120	78.3%	1	1	20	0/0	84.8
11/4 LAR	36	25	346	69.4%	4	0	72	0/0	137.0
11/11 @CIN	25	22	265	88.0%	3	0	42	0/0	150.4
11/18 PHI	30	22	363	73.3%	4	0	38	0/0	153.2
11/22 ATL	22	15	171	68.2%	4	1	28	1/6	111.9
11/29 DAL	28	18	127	64.3%	1	1	30	2/16	71.6
12/9 @TB	31	24	201	77.4%	1	1	20	1/3	90.9
12/17 @CAR	35	23	203	65.7%	0	1	28	2/12	69.1
12/23 PIT	39	27	326	69.2%	1	0	42	2/13	103.2
12/30 CAR	Inactive								
Totals	489	364	3,992	74.4	32	5	72	17/121	115.7

2015

	ATT	CMP	YDS	PCT	TD	INT	LG	SACKS	RT
9/13 @ARI	48	30	355	62.5	1	1	63	2/1	83.2
9/20 TB	38	24	255	63.2	1	1	24	4/36	80.5
9/27 @CAR	Inactive (Shoulder)								
10/4 DAL	41	33	359	80.5	2	0	80	3/24	119.4
10/11 @PHI	43	26	335	60.5	2	1	59	5/43	90.7
10/15 ATL	39	30	312	76.9	1	0	28	1/8	108.1
10/25 @IND	44	28	255	63.6	1	1	47	2/14	77.4
11/1 NYG	50	39	505	78.0	7	2	53	0/0	131.7
11/8 TEN	39	28	387	71.8	3	1	38	4/32	118.2
11/15 @WAS	28	19	209	67.9	2	2	60	2/17	83.8
11/29 @HOU	44	25	228	56.8	0	1	26	2/10	61.6
12/6 CAR	42	24	282	57.1	3	1	54	2/18	91.6
12/13 @TB	41	31	312	75.6	2	0	41	2/11	113.1
12/21 DET	52	34	341	65.4	3	0	28	1/11	103.1
12/27 JAX	36	25	412	69.4	3	0	71	1/10	135.4
1/3 @ATL	42	32	323	76.2	1	0	36	0/0	105.6
Totals	627	428	4,870	68.3	32	11	80	31/235	101.0

2017

	ATT	CMP	YDS	PCT	TD	INT	LG	SACKS	RT
9/11 @MIN	37	27	291	73.0%	1	0	52	1/7	104.7
9/17 NE	45	27	356	60.0%	2	0	42	1/8	99.9
9/24 @CAR	29	22	220	75.9	3	0	40	1/7	131.4
10/1 @MIA	41	29	268	70.7%	2	0	31	1/7	104.5
10/15 DET	30	20	186	66.7%	2	2	25	0/0	78.2
10/22 @GB	38	27	331	71.1%	1	2	47	1/7	84.4
10/29 CHI	28	23	299	82.1%	0	0	54	2/13	111.2
11/5 TB	27	22	263	81.9%	2	0	36	1/7	131.9
11/12 @BUF	25	18	184	72.0%	0	0	30	0/0	92.8
11/19 WAS	41	29	385	70.7%	2	1	29	2/10	106.2
11/26 @LAR	32	22	246	68.8%	1	0	33	3/23	101.8
12/3 CAR	34	25	269	73.5%	1	0	32	2/17	106.1
12/7 @ATL	35	26	271	74.3%	2	1	35	2/15	103.4
12/17 NYJ	36	26	281	72.2%	2	1	54	0/0	102.2
12/24 ATL	28	21	239	75.0%	1	1	54	1/10	97.2
12/31 @TB	30	22	245	73.3%	1	0	43	2/14	108.3
Totals	536	386	4,334	72.0%	23	8	54	20/145	103.9

2014

	ATT	CMP	YDS	PCT	TD	INT	LG	SACKS	RT
9/7 @ATL	42	29	333	69.0	1	1	57	0/0	90.7
9/14 @CLE	40	27	237	67.5	2	1	23	2/14	89.3
9/21 MIN	35	27	293	77.1	2	0	34	1/5	120.3
9/28 @DAL	44	32	340	72.7	2	1	46	1/4	100.6
10/5 TB	57	35	371	61.4	2	3	37	0/0	70.1
10/19 @DET	45	28	342	62.2	2	1	46	1/7	91.2
10/26 GB	32	27	311	84.4	3	0	50	2/9	138.4
10/30 CAR	34	24	297	70.6	1	1	27	4/27	94.9
11/9 SF	47	28	292	59.6	3	2	40	2/5	81.2
11/16 CIN	41	33	255	80.5	1	0	17	0/0	100.7
11/24 BAL	45	35	420	77.8	3	1	62	4/21	118.5
11/30 @PIT	27	19	257	70.4	5	0	6	1/7	140.0
12/7 CAR	49	29	235	59.2	1	1	28	2/17	69.7
12/15 @CHI	36	29	375	80.6	3	0	39	2/15	137.8
12/21 ATL	47	30	313	63.8	1	2	27	5/42	72.4
12/28 @TB	38	24	281	63.2	1	3	44	2/13	61.4
Totals	659	456	4,952	69.2	33	17	6	29/186	97.0

2016

	ATT	CMP	YDS	PCT	TD	INT	LG	SACKS	RT
9/11 OAK	42	28	423	66.7	4	0	98	1/4	131.3
9/18 @NYG	49	26	263	65.9	1	0	23	2/16	89.5
9/26 ATL	54	36	376	66.7	3	1	36	2/17	97.5
10/2 @SD	36	23	207	63.9	2	2	23	2/15	74.5
10/16 CAR	34	34	465	69.4	4	1	87	1/5	118.2
10/23 @KC	48	37	367	77.1	3	1	30	1/8	110.3
10/30 SEA	35	27	265	77.1	1	0	38	2/13	107.4
11/6 @SF	39	28	323	71.8	3	0	32	1/0	122.1
11/13 DEN	29	21	303	72.4	3	2	37	1/10	111.7
11/17 @CAR	44	35	285	79.6	2	1	22	3/21	99.3
11/27 LA	36	28	310	77.8	4	0	35	2/14	139.6
12/4 DET	44	31	326	70.5	0	3	39	1/7	63.3
12/11 @TB	41	25	257	61.0	0	3	38	1/9	48.5
12/18 @ARI	48	37	389	77.1	4	0	65	3/31	127.9
12/24 TB	34	23	299	67.7	1	0	46	2/5	104.9
1/1 @ATL	50	29	350	58.0	2	1	35	2/9	84.6
Totals	673	471	5,208	70.0	37	15	98	27/184	101.7

2013

	ATT	CMP	YDS	PCT	TD	INT	LG	SACKS	RT
9/8 ATL	35	26	357	74.3	2	1	67	2/16	113.6
9/15 @TB	46	26	322	56.5	1	2	56	4/26	67.5
9/22 ARI	46	29	342	63.0	3	1	49	4/23	98.3
9/30 MIA	39	30	413	76.9	4	0	48	2/16	144.5
10/6 @CIN	35	29	288	82.9	2	0	38	1/5	120.0
10/13 @NE	36	17	236	47.2	2	1	34	1/6	75.7
10/27 BUF	34	26	332	76.5	5	0	69	4/23	146.1
11/3 @NYJ	51	30	382	58.8	2	2	60	2/16	79.0
11/10 DAL	41	34	392	82.9	4	0	52	1/9	139.0
11/17 SF	43	30	305	69.8	1	1	44	1/10	87.8
11/21 @ATL	33	23	278	69.7	2	0	44	1/7	115.5
12/2 @SEA	38	23	147	60.5	1	0	20	1/3	77.4
12/8 CAR	42	30	313	71.4	4	0	22	2/9	124.4
12/15 @StL	56	39	393	69.6	1	2	30	4/22	80.4
12/22 @CAR	44	30	281	68.2	1	2	46	6/42	74.1
12/29 TB	31	24	381	77.4	4	0	76	1/11	157.4
Totals	650	446	5,162	68.6	39	12	76	37/244	104.7

CAREER GAME BY GAME (REGULAR SEASON)

PASSING

2012

	ATT	CMP	YDS	PCT	TD	INT	LG	SACKS	RT
9/9 WAS	52	24	339	46.2	3	2	33t	2/16	70.9
9/16 @CAR	49	31	325	63.3	1	2	29	1/2	72.2
9/23 KC	36	20	240	55.6	3	1	36	4/35	92.4
9/30 @GB	54	35	446	64.8	3	0	80t	2/17	109.0
10/7 SD	45	29	370	64.4	4	1	41	3/19	110.4
10/21 @TB	37	27	377	73.0	4	1	48t	0/0	130.1
10/28 @DEN	42	22	213	52.4	2	1	29t	1/12	72.8
11/5 PHI	27	21	239	77.8	2	0	38	2/8	128.2
11/11 ATL	32	21	298	65.6	3	1	46	1/6	113.8
11/18 @OAK	27	20	219	74.1	3	0	38t	0/0	134.6
11/25 SF	41	26	267	63.4	3	2	43	5/36	86.1
11/29 @ATL	50	28	341	56.0	0	5	38	1/6	37.6
12/9 @NYG	43	26	354	60.5	1	2	62	1/9	75.1
12/16 TB	39	26	307	66.7	4	0	34t	1/9	124.6
12/23 @DAL	53	37	446	69.8	3	0	60	0/0	114.2
12/30 CAR	43	29	396	67.4	4	1	51	2/18	118.0
Totals	670	422	5,177	63.0	43	19	80t	26/190	96.3

2011

	ATT	CMP	YDS	PCT	TD	INT	LG	SACKS	RT
9/8 @GB	49	32	419	65.3	3	0	36	3/23	112.5
9/18 CHI	37	26	270	70.3	3	0	79t	1/6	118.1
9/25 HOU	44	31	370	70.5	3	2	44	2/16	99.6
10/10 @JAX	44	31	351	70.5	1	2	59	3/25	82.7
10/9 @CAR	45	32	359	71.1	2	1	30	2/16	100.1
10/16 @TB	45	29	383	64.4	1	3	43	0/0	70.9
10/23 IND	35	31	325	88.6	5	0	57	2/4	144.9
10/30 @STL	44	30	269	68.2	1	2	25	6/42	73.0
11/6 TB	36	27	258	75.0	2	1	23	0/0	101.4
11/13 @ATL	43	30	322	69.8	2	0	36	0/0	106.9
11/28 NYG	38	24	363	63.2	4	0	50	0/0	129.6
12/4 DET	36	26	342	72.2	3	0	67t	2/4	129.6
12/11 @TEN	47	36	337	76.6	2	0	35	2/14	110.0
12/18 @MIN	40	32	412	80.0	5	0	47t	0/0	149.2
12/26 ATL	39	23	307	59.0	4	2	41	1/8	96.8
1/1 CAR	35	28	389	80.0	5	1	42t	0/0	140.7
Totals	657	468	5,476	71.2	46	14	79t	24/158	110.6

2010

	ATT	CMP	YDS	PCT	TD	INT	LG	SACKS	RT
9/9 MIN	36	27	237	75.0	1	0	29t	1/8	101.3
9/20 @SF	38	28	254	73.7	2	0	30	2/17	108.9
9/26 ATL	38	30	365	78.9	3	2	80t	2/10	111.1
10/3 CAR	48	33	275	68.8	1	0	20	2/13	90.2
10/10 @ARI	39	24	279	61.5	2	3	39	1/6	68.2
10/17 @TB	32	21	263	65.6	3	1	42t	0/0	109.2
10/24 CLE	56	37	356	66.1	2	4	29	3/20	65.8
10/31 PIT	44	34	305	77.3	2	1	50	2/17	101.0
11/7 @CAR	43	27	253	62.8	2	1	36	0/0	84.7
11/21 SEA	43	29	382	67.4	4	2	32t	0/0	106.9
11/25 @DAL	39	23	352	59.0	1	1	57	2/19	86.7
12/5 @CIN	29	24	313	82.8	2	1	52t	2/23	120.3
12/12 STL	40	25	221	62.5	3	2	31t	1/8	81.4
12/19 @BAL	46	29	267	63.0	3	1	27	3/25	91.5
12/27 @ATL	49	35	302	71.4	1	2	25	1/6	77.1
1/2 TB	38	22	196	57.9	1	1	21	3/13	69.6
Totals	658	448	4,620	68.1	33	22	80t	25/185	90.9

2009

	ATT	CMP	YDS	PCT	TD	INT	LG	SACKS	RT
9/13 DET	34	26	358	76.5	6	1	58t	0/0	137.0
9/20 @PHI	34	25	311	73.5	3	1	38	2/23	118.6
9/27 @BUF	29	16	172	55.2	0	0	32	2/16	72.8
10/4 NYJ	32	20	190	62.5	0	0	36	0/0	78.9
10/18 NYG	30	23	369	76.7	4	0	40	0/0	156.8
10/25 @MIA	38	22	298	57.9	1	3	66	5/22	58.9
11/2 ATL	33	25	308	75.8	2	1	30	2/17	111.7
11/8 CAR	35	24	330	68.6	1	1	63	1/0	96.1
11/15 @STL	26	18	223	69.2	2	2	27t	1/6	89.1
11/22 @TB	29	19	187	65.5	3	0	37	0/0	118.0
11/30 NE	23	18	371	78.3	5	0	75t	1/4	158.3
12/6 @WAS	49	35	419	71.4	2	1	53t	1/11	102.3
12/13 @ATL	40	31	296	77.5	3	0	42	0/0	122.5
12/19 DAL	45	29	298	64.4	1	1	35	4/27	81.5
12/27 TB	37	32	258	86.5	1	0	30t	1/9	104.7
1/3 @CAR	Inactive (3rd QB)								
Totals	514	363	4,388	70.6	34	11	75t	20/135	109.6

2008

	ATT	CMP	YDS	PCT	TD	INT	LG	SACKS	RT
9/7 TB	32	23	343	71.9	3	1	84t	1/6	124.9
9/14 @WAS	33	22	216	66.7	1	2	22	2/21	69.8
9/21 @DEN	48	29	421	81.3	1	0	74	1/7	110.2
9/28 SF	35	23	363	65.7	3	1	81	0/0	116.7
10/6 MIN	46	26	330	56.5	1	2	52	1/10	68.2
10/12 OAK	30	26	320	86.7	3	0	51	1/1	144.4
10/19 @CAR	39	21	231	53.8	0	1	54	1/3	61.0
10/26 SD	41	30	339	73.2	3	0	49	0/0	121.9
11/9 @ATL	58	31	422	53.4	2	3	48	1/6	66.9
11/16 @KC	36	25	266	69.4	1	1	47t	0/0	88.4
11/24 GB	26	20	323	76.9	4	0	70t	1/5	157.5
11/30 @TB	47	25	296	53.2	2	3	37	1/8	60.2
12/7 ATL	32	18	230	56.3	2	0	36	0/0	99.7
12/11 @CHI	43	24	232	55.8	2	2	24	1/6	67.2
12/21 @DET	40	30	351	75.0	2	0	64	0/0	117.8
12/28 CAR	49	30	386	61.2	4	1	26t	2/19	104.6
Totals	635	413	5,069	65.0	34	17	84t	13/92	96.2

2007

	ATT	CMP	YDS	PCT	TD	INT	LG	SACKS	RT
9/6 @IND	41	28	192	68.3	0	2	23	1/5	58.2
9/16 @TB	44	26	260	59.1	1	1	58	2/16	74.1
9/24 TEN	45	29	225	64.4	0	4	37	1/7	39.6
10/7 CAR	47	29	252	61.7	0	2	54	0/0	58.1
10/14 @SEA	36	25	246	69.4	2	0	36	0/0	106.9
10/21 ATL	34	22	219	64.7	2	1	37t	0/0	90.2
10/28 @SF	39	31	336	79.5	4	0	43	0/0	136.8
11/4 JAX	49	35	445	71.4	3	0	57	1/10	119.9
11/11 STL	36	25	272	69.4	2	2	36	2/16	86.8
11/18 @HOU	49	33	290	67.3	1	2	32	1/10	72.7
11/25 @CAR	36	24	260	66.7	3	1	45	0/0	103.9
12/2 TB	23	17	179	73.9	2	0	45t	3/17	125.1
12/10 @ATL	41	28	328	68.3	3	0	36	0/0	116.7
12/16 ARI	30	26	315	86.7	2	0	32t	1/8	132.6
12/23 PHI	42	27	284	64.3	0	1	52	1/8	73.9
12/30 @CHI	60	35	320	58.3	3	2	21t	3/12	75.7
Totals	652	440	4,423	67.5	28	18	58	16/109	89.4

CAREER GAME BY GAME (REGULAR SEASON)

PASSING

2006

	ATT	CMP	YDS	PCT	TD	INT	LG	SACKS	RT
9/10 @ CLE	30	16	170	53.3	1	1	20	0/0	67.4
9/17 @ GB	41	26	353	63.4	2	1	57	4/21	96.9
9/25 ATL	28	20	191	71.4	0	0	29	1/11	90.0
10/1 @ CAR	38	28	349	73.7	1	0	86t	1/5	110.5
10/8 TB	33	21	171	63.6	1	0	18	0/0	86.8
10/15 PHI	37	27	275	73.0	3	2	48t	0/0	98.4
10/29 BAL	45	24	383	53.3	3	3	53	2/15	76.4
11/5 @ TB	42	24	314	75.0	3	0	52t	0/0	136.7
11/12 @ PIT	37	31	398	66.0	1	0	48	1/5	99.4
11/19 CIN	52	37	510	71.2	2	3	72t	2/6	91.0
11/26 @ ATL	30	21	349	70.0	2	0	76t	2/17	131.1
12/3 SF	28	17	186	60.7	1	0	74	1/1	92.3
12/10 @ DAL	38	26	384	68.4	5	0	61t	1/7	140.8
12/17 WAS	38	21	207	55.3	0	1	24	2/8	59.9
12/24 @ NYG	32	13	132	40.6	1	0	40	1/9	63.5
12/31 CAR	5	4	46	80.0	0	0	25	0/0	105.0
Totals	554	356	4,418	64.3	26	11	86t	18/105	96.2

2005

	ATT	CMP	YDS	PCT	TD	INT	LG	SACKS	RT
9/11 DAL	35	18	209	51.4	2	2	33	2/21	65.1
9/18 @ DEN	23	15	175	65.2	0	1	24	4/41	70.0
9/25 NYG	22	19	191	86.4	2	0	27	0/0	133.1
10/2 @ NE	24	19	248	79.2	2	0	38	0/0	137.5
10/10 PIT	35	20	219	57.1	1	1	41	1/6	73.4
10/16 @ OAK	20	14	164	70.0	1	0	35t	2/12	111.3
10/23 @ PHI	40	23	299	57.5	2	2	43	3/29	77.0
10/30 KC	43	25	324	58.1	3	1	35t	0/0	95.5
11/6 @ NYJ	27	20	270	74.1	1	1	29	1/8	102.4
11/20 BUF	33	28	339	84.8	4	0	39	1/2	149.1
11/27 @ WAS	44	22	215	50.0	0	3	24	3/20	35.7
12/4 OAK	22	17	160	77.3	2	0	27	2/12	127.1
12/11 MIA	52	35	279	67.3	2	1	25	3/34	85.3
12/18 @ IND	33	22	255	66.7	1	2	54	1/8	74.7
12/24 @ KC	33	18	161	54.5	1	1	22	1/8	65.3
12/31 DEN	14	8	68	57.1	0	0	15	3/22	69.9
Totals	500	323	3,576	64.6	24	15	54	27/223	89.2

2004

	ATT	CMP	YDS	PCT	TD	INT	LG	SACKS	RT
9/12 @ HOU	24	17	209	70.8	2	0	36t	1/7	125.2
9/19 NYJ	19	8	146	42.1	1	2	59	1/7	47.1
9/26 @ DEN	29	14	121	48.3	0	0	17	4/30	59.7
10/3 TEN	20	16	206	80.0	3	0	58t	1/8	149.2
10/10 JAX	26	17	211	65.4	2	0	54	0/0	116.0
10/17 @ ATL	31	23	227	74.2	1	1	23	1/4	91.7
10/24 @ CAR	32	21	196	65.6	0	0	23	1/8	82.3
10/31 OAK	25	22	281	88.0	5	0	29	1/8	153.1
11/7 NO	36	22	257	61.1	4	0	31	1/7	119.8
11/21 @ OAK	34	18	226	52.9	1	0	28	0/0	83.7
11/28 @ KC	37	28	378	75.7	2	0	65	1/7	125.7
12/5 DEN	27	14	106	51.9	0	1	30	2/20	46.2
12/12 TB	23	17	220	73.9	2	2	79t	2/14	96.3
12/19 @ CLE	6	4	85	66.7	1	0	72t	1/2	149.3
12/26 @ IND	31	21	290	67.7	3	1	74t	1/9	116.3
1/2 KC	Inactive								
Totals	400	262	3,159	65.5	27	7	79t	18/131	104.8

2003

	ATT	CMP	YDS	PCT	TD	INT	LG	SACKS	RT
9/7 @ KC	33	18	202	54.5	2	2	23	3/34	68.0
9/14 DEN	41	20	182	48.8	1	1	23t	0/0	59.2
9/21 BAL	45	28	270	62.2	0	3	40	1/13	51.2
9/28 @ OAK	31	21	187	67.7	1	1	37	0/0	81.0
10/5 @ JAX	41	24	296	58.5	3	0	46t	4/19	105.3
10/19 @ CLE	18	9	74	50.0	0	1	17	1/13	37.7
10/27 MIA	30	19	190	63.3	0	3	28	6/44	41.7
11/2 @ CHI	15	7	49	46.7	0	1	10	0/0	26.8
11/9 MIN	Active, Did Not Play								
11/16 @ DEN	Active, Did Not Play								
11/23 CIN	Active, Did Not Play								
11/30 KC	Active, Did Not Play								
12/7 @ DET	Active, Did Not Play								
12/14 GB	48	28	363	58.3	2	1	68t	2/27	87.4
12/21 @ PIT	26	16	198	61.5	1	2	57t	1/5	65.9
12/28 OAK	28	15	97	53.6	1	0	28	3/23	73.1
Totals	356	205	2,108	57.6	11	15	68t	21/178	67.5

2002

	ATT	CMP	YDS	PCT	TD	INT	LG	SACKS	RT
9/8 @ CIN	19	15	160	78.9	2	0	30	1/0	136.8
9/15 HOU	28	15	163	53.6	1	1	35t	2/20	68.0
9/22 @ ARI	31	17	181	54.8	0	1	21	2/17	58.7
9/29 NE	18	10	104	55.6	1	0	52t	0/0	91.0
10/6 @ DEN	42	26	235	61.9	1	2	30	0/0	65.1
10/13 KC	41	28	319	68.3	2	2	39	1/7	87.3
10/20 @ OAK	25	16	170	64.0	2	0	31	2/9	110.4
11/3 NYJ	35	22	192	62.9	1	2	26	2/22	63.0
11/10 @ StL	20	12	139	60.0	0	2	26	1/9	41.5
11/17 SF	50	29	336	58.0	2	1	47	0/0	83.4
11/24 @ MIA	22	15	107	68.2	0	1	23	3/27	60.2
12/1 DEN	41	27	217	65.9	0	0	30	1/3	79.0
12/8 OAK	41	22	239	53.7	0	3	28	2/13	40.6
12/15 @ BUF	24	13	148	54.2	0	0	42	3/20	72.9
12/22 @ KC	40	26	242	65.0	2	0	32	1/7	98.1
12/29 SEA	49	27	332	55.1	3	1	31t	3/26	88.1
Totals	526	320	3,284	60.8	17	16	52t	24/180	76.9

2001

	ATT	CMP	YDS	PCT	TD	INT	LG	SACKS	RT
11/4 KC	No statistics in 15 games								
Totals	27	15	221	55.6	1	0	40	2/12	94.8
	27	15	221	55.6	1	0	40	2/12	94.8

PASSING YARDAGE MILESTONES

No.	Date	Opponent	Stadium	Receiver	Yards
1	11/04/01	vs. Kansas City	Qualcomm Stadium	Terrell Fletcher	7
20,000	12/10/07	at Atlanta	Georgia Dome	David Patten	21
30,000	12/13/09	at Atlanta	Georgia Dome	Pierre Thomas	12
40,000	12/18/11	at Minnesota	Mall of America Field	Pierre Thomas	16
50,000	12/8/13	vs. Carolina	Mercedes-Benz Superdome	Jimmy Graham	22
60,000	12/21/15	vs. Detroit	Mercedes-Benz Superdome	Brandin Cooks	27t
70,000	12/24/17	vs. Atlanta	Mercedes-Benz Superdome	Mark Ingram II	12
72,103*	10/8/18	vs. Washington	Mercedes-Benz Superdome	Tre'Quan Smith	62

* With his 62-yard touchdown pass to WR Tre'Quan Smith, Brees became the NFL's all-time passing yardage leader

TDs and running for an eight-yard score. Completed 24-of-36 passes for 260 yards and one interception. His rushing TD was his first with Saints...In a Monday Night victory at Atlanta, Dec. 10, completed 28-of-41 passes for 328 yards with three TDs, two to Colston and a 116.7 rating...Dec. 16 vs. Arizona posted 86.7 completion percentage (26-for-30) with 315 yards, two TDs (19- and 32-yard strikes), zero interceptions and a 132.6 rating, his fourth-straight contest in triple digits. Named NFC Offensive Player of the Week...Finished 27-of-42 for 284 yards and an interception vs. Philadelphia, Dec. 23. In first quarter, continued a streak that started the week before of 17-straight completions...At Chicago, Dec. 30, set club record for attempts in a game (60), completing 35 for 320 yards and three TDs and two interceptions. Broke what was then NFL record for completions in a season (418, Gannon-2002). **2006** - Top free agent signing paid immediate dividends with honor-filled season, leading the offense and rewriting club's passing records. Started all 16 regular season games and both playoff contests. Completed 356-of-554 (64.3%) for an NFL-high 4,418 yards, with 26 TDs and 11 interceptions. Posted a then-team-record 96.2 rating. Set a slew of team records that he's since broken, but his single-game passing yardage mark (510 vs. Cincinnati, Nov. 19) still stands. Threw for more yards than any quarterback in NFL history with a new team (previous: Drew Bledsoe, 4,359, Buffalo, 2002). Had 1,954 yards from Oct. 29-Nov. 26 (vs. Baltimore through at Atlanta), the most over a five-game span. Had streaks of 141, 136 and 102 passes without an interception. Had 4,033 passing yards in first 13 games, second-highest in league history at that point in the season (Gannon, Oakland, 2002, 4,205)...In NFC Championship at Chicago, 1/21/07, completed 27-of-49 passes for 354 yards with two TDs and one interception. Had an 88-yard TD pass to RB Reggie Bush...In NFC Divisional Playoff win vs. Philadelphia, 1/13/07, completed 20-of-32 for 243 yards with one TD...Ended postseason 47-of-81 for 597 yards (58%) with three TDs, one interception and 88.3 rating...In first game with Saints, a win at Cleveland, Sept. 10 was 17-of-31 for 176 with a TD and interception...After rough start with two early fumbles at Green Bay, Sept. 17, led comeback by completing 26 passes on 41 attempts for 353 yards with two TDs and a 96.9 rating. Became the lone quarterback in club history to notch back-to-back road wins to open a season...Sept. 25 vs. Atlanta completed 20-of-28 (71.4%) for 191 yards for victory in club's triumphant Superdome return following Hurricane Katrina...Had 349 yards - including a career-long 86-yard TD to Colston - while completing 28-of-38 with a 110.5 rating at Carolina, Oct. 1...Tossed three TDs in win vs. Philadelphia, Oct. 15. Tied with 8:26 remaining, led the Saints on a 16-play, 72-yard march to set up the game-winning

BREES' COMEBACKS

Since joining the Saints in 2006, Drew Brees has engineered 42 career game-winning performances to lead his team to a victory from a fourth-quarter deficit or tie. He has accomplished the feat 39 times in the regular season and three times in the playoffs (including in Super Bowl XLIV).

DREW BREES' COMEBACK PERFORMANCES (42)

Date	Opp.	Time Remaining			Passing Statistics					Final
		Score	In Reg.	Att.	Cmp.	Yds.	TD	Int		
9/17/06	at GB	20-20	14:18	9	7	74	1	0	34-27	
10/15/06	PHI	17-24	14:54	12	11	134	1	0	27-24	
10/21/07	ATL	14-16	10:19	9	7	66	1	0	22-16	
9/7/08	TB	17-20	10:38	3	3	76	1	0	24-20	
12/7/08	ATL	16-17	15:00	4	3	53	1	0	29-25	
10/25/09	at MIA	24-34	15:00	8	6	136	0	0	46-34	
11/8/09	CAR	20-20	15:00	7	4	53	0	0	30-20	
12/6/09	at WAS	20-30	12:51	20	15	195	1	0	33-30 ot	
12/13/09	at ATL	23-23	12:56	13	8	49	0	0	26-23	
1/24/10*	MIN	21-21	15:00	11	6	47	1	0	31-28 ot	
2/7/10**	IND	16-17	15:00	7	7	44	1	0	31-17	
9/20/10	at SF	22-22	1:19	6	4	56	0	0	25-22	
10/3/10	CAR	10-14	15:00	10	8	61	0	0	16-14	
11/25/10	at DAL	23-27	5:51	6	3	89	1	0	30-27	
12/5/10	at CIN	27-30	4:25	3	3	45	1	0	34-30	
12/27/10	at ATL	10-14	14:14	14	11	122	1	1	17-14	
9/25/11	HOU	32-33	4:13	6	3	56	0	0	40-33	
10/2/11	at CAR	23-27	12:40	13	10	100	1	0	30-27	
11/13/11	at ATL	23-23	0:00	3	3	20	0	0	26-23	
12/11/11	at TEN	9-10	15:00	10	8	105	2	0	22-17	
10/7/12	SD	21-24	15:00	8	6	97	1	0	31-24	
12/23/12	at DAL	31-31	0:00	4	3	42	0	0	34-31	
9/16/13	at TB	13-14	1:06	4	3	54	0	0	16-14	
11/17/13	SF	14-17	15:00	14	10	144	0	0	23-20	
1/4/14*	at PHI	23-24	4:54	1	1	6	0	0	26-24	
10/5/14	TB	31-31	0:00	6	3	40	0	0	37-31	
12/28/14	at TB	7-20	15:00	8	5	60	1	0	23-20	
10/4/15	vs. DAL	20-20	0:00	2	1	80	1	0	26-20	
1/3/16	at ATL	17-17	1:42	0	0	0	0	0	20-17	
10/2/16	at SD	21-24	15:00	10	6	34	1	1	35-34	
10/16/16	vs. CAR	38-38	2:48	9	8	46	0	0	41-38	
10/30/16	vs. SEA	16-17	15:00	7	6	45	1	0	25-20	
12/18/16	at ARZ	34-34	8:57	9	7	83	1	0	48-41	
10/22/17	at GB	16-17	14:50	7	6	42	0	0	26-17	
11/19/17	vs. WAS	16-31	5:58	11	11	164	2	0	34-31	
9/16/18	vs. CLE	18-18	0:55	2	4	50	0	0	21-18	
9/23/18	at ATL	37-37	7:05	9	11	72	0	0	43-37	
10/21/18	at BAL	7-17	15:00	7	9	66	1	0	24-23	
11/4/18	vs. LAR	35-35	9:48	2	7	90	1	0	45-35	
12/9/18	at TB	11-14	15:00	8	10	57	0	0	28-14	
12/17/18	at CAR	6-7	15:00	6	6	58	0	0	12-9	
12/23/18	vs. PIT	24-28	15:00	9	15	97	1	0	31-28	

* NFC Championship ** Super Bowl XLIV ® NFC Wild Card Playoff

field goal as time expired. Completed his final ten passes, finishing 27-of-37 for 275 yards with two interceptions and a 98.4 rating...Posted a 136.7 rating, completing 24-of-32 for 314 yards, threw zero interceptions and three TDs at Tampa Bay, Nov. 5. Completed 10-of-12 passes in the third quarter and was named NFC Offensive Player of the Week...At Pittsburgh, Nov. 12, completed 31-of-47 passes for 398 yards and one TD, notching third-straight game with over 300 yards...Recorded sixth-highest passing yardage day in NFL history with 510 vs. Cincinnati, Nov. 19. Completed 37-of-57, with two TDs and three interceptions. Yardage total shattered former club record (441, Aaron Brooks vs. Denver, Dec. 3, 2000). Completed passes to eight targets as club set what was then a team record with 595 yards of offense...Posted fifth-straight 300-yard day with 349, completing 21-of-30 with two TDs and a 131.1 passer rating at Atlanta, Nov. 26. Seventh time in 11 games he reached 300-yard milestone...Streak of 300-yard days closed vs. San Francisco, Dec. 3 in a mistake-free performance. Completed 17-of-28 for 186 yards, notched seventh game without an interception in the win...At Dallas, Dec. 10, had a season-high 140.8 rating, finishing with 24 completions on 38 attempts for 384 yards and five TDs. Yardage achieved over first three quarters as the Saints held commanding lead. Tossed three TDs in the third quarter while completing seven-of-eight throws for 185 yards. Went over 4,000 yards passing, becoming the first signal-caller in club history to do so. Selected NFC Offensive Player of the Week...With division locked up, only played in opening drive in regular season finale vs. Carolina, Dec. 31, completing four-of-five passes for 46 yards and a 105.0 rating. NFC Pro Bowl starter. **2005** - AFC Pro Bowl first alternate...Had sterling sequel to record-setting 2004 by completing 323-of-500 passes for 3,576 yards, with 24 TDs, 15 interceptions and an 89.2 rating...Named AFC Offensive Player of the Week after 41-17 win over New England, Oct. 2, ending Patriots' NFL-record 21-game home winning streak. Successfully hit on 19-of-24 passes (79.2%) for 248 yards with two TDs and a 137.5 rating...Recorded his first 300-yard passing day of 2005 with 324 yards vs. Kansas City, Oct. 30. Tossed three TDs and posted a 95.5 passer rating...Completed 28-of-33 for four TDs and 339 yards in 48-10 win over Buffalo, Nov. 20. His 84.8 completion percentage was second-highest in team history and he posted a 149.1 rating...Went 35-of-52 vs. Miami, Dec. 11, with 279 yards and two TDs, adding one rushing score...Suffered torn labrum in his right shoulder in second quarter of finale vs. Denver, which required surgery. Injured while diving for loose ball and landed on by DT Gerard Warren. **2004** - Voted to first career Pro Bowl and selected as a consensus Comeback Player of Year and Most Improved Player of the Year...Named AFC Offensive Player of Week after setting team record by completing 22-of-25 (88.0%) for 281 yards and a then-career-high five TDs against Oakland, Oct. 31. Finished with 153.1 passer rating...Threw four TDs vs. New Orleans, Nov. 7. Was 22-of-36 for 257 yards and a 119.8 passer rating...Nine TD passes were the most by a Chargers quarterback in two-game stretch...Completed 18-of-34 passes for 226 yards with a TD at Oakland, Nov. 21. Extended his streak without an interception to 156 tosses...Notched 378 yards at Kansas City, Nov. 28. Went 28-of-37 with two TDs to run streak without interception to team-record of 193 throws. Was 11-of-11 for 163 yards and two TDs in final quarter...Threw an interception on the second play vs. Denver, Dec. 5, to end a team-record streak of passes without interception at 194...Passed for 290 yards and three TDs at Indianapolis, Dec. 26, including 74-yard touchdown for a 116.3 passer rating...First NFL QB since Craig Morton in 1970 to throw 70-yard TD passes in three-straight games...Had 319

yards and two TDs in AFC Wild Card Playoff vs. New York Jets, 1/8/05. Threw a game-tying one-yard scoring pass with 11 seconds remaining to force overtime. Completed 31-of-42 passes to set a team record for completion percentage (.738) in postseason. **2003** - Started the first eight contests and the final three games and completed 205-of-356 passes for 2,108 yards with 11 TDs and 15 interceptions...Had 270 yards, completing 28-of-45 passes vs. Baltimore, Sept. 21...Notched his first career touchdown catch on 21-yard reception on a pass from LaDainian Tomlinson at Oakland, Sept. 28. Also completed 21-of-31 passes for 187 yards and a TD...At Jacksonville, Oct. 5, went 24-of-41 for 296 yards and three TDs for a 105.3 passer rating...Did not play Weeks 9-13...Returned vs. Green Bay, Dec. 14, after being benched for five games and passed for 363 yards (28-of-48) and two touchdowns, including one 68-yard TD. **2002** - Started all 16 games for the first time in his career and completed 320-of-526 passes for 3,284 yards with 17 touchdown passes and 16 interceptions...Rushed for a career-high 130 yards...In his first NFL start was 15-of-19 for 160 yards with two TDs at Cincinnati, Sept. 8. .789 completion percentage was the best by a QB making his first career start since Rob Johnson completed 20-of-24 (.833) for the Jacksonville Jaguars in 1997...Threw his first-career interception vs. Houston, Sept. 15, to end a string of 66 attempts without a pick to open his career...Passed for 319 yards vs. Kansas City, Oct. 13 and led the game-winning drive in the final 2:24, completing six-of-seven for 71 yards, including a two-yard TD. **2001** - Made his first NFL appearance in relief of starter Doug Flutie vs. Kansas City, Nov. 4, and completed 15-of-27 for 221 yards with first career TD...Did not play Weeks 1-7 and 9-16.

COLLEGE - Enjoyed an honor-filled career at Purdue, including being a Heisman Trophy finalist in 1999 and 2000...Won The Maxwell Award as the nation's outstanding player in 2000 as a senior...Finalist for The Davey O'Brien Award as the nation's top quarterback in both 1999 and 2000...Ended college career as Big Ten and Purdue's all-time leader in passing yards (11,792), TD passes (90), total yards (12,693), completion percentage (.611), completions (1,026) and attempts (1,678)...Departed fourth in NCAA Division I history for total offense, completions and attempts...Led the Boilermakers to 2000 Rose Bowl, the school's first appearance in Pasadena since 1967...Only player in conference history to throw for more than 500 yards twice...Added seven 400-yard games and 16 300-yard days in career...Earned Big Ten Player of Year honors in 1998 and 2000 and all-conference accolades for three-straight years (1998-2000)...As a senior was named Academic All-America Player of Year...Recipient of the school's Leonard Wilson Award for unselfishness and dedication...Fourth in Heisman Trophy balloting as a junior...First recipient of Socrates Award, recognizing the nation's finest athlete in terms of academics, athletics and community service...Selected Purdue's Male Athlete of Year as a junior and senior...Received Big Ten Conference Medal of Honor in 2001...Chosen for school's Mortar Board in 1999...Graduated with bachelor's degree in industrial management and manufacturing with a 3.4 grade point average.

PERSONAL - The grandson of a United States Marines World War II veteran, Brees has participated in five USO trips...A community fixture in the Gulf South with his Brees Dream Foundation, with the mission to improve the quality of life of cancer patients and provide care, education and opportunities for children facing adversity. In New Orleans, his ongoing efforts in support of the community have

raised funds for numerous deserving organizations, individuals in need and charitable endeavors...Along with his entire family, has participated in the club's annual Thanksgiving charity event at the Dryades YMCA...In 2017, he started Football 'N' America, which is a nationwide, non-contact youth co-ed flag football league for children in grades K-10. The league provides a safe, positive, competitive, and family-friendly environment to learn the game the right way and have fun doing it...Participated in NFL Boot Camp: Franchising at the University of Michigan in 2015...Owns multiple Dunkin' Donuts, Jimmy John and Walk-Ons restaurant franchises...In 2015, Brees donated one million dollars to the Purdue University football program...Led Westlake (Austin, Texas) HS to a 16-0 record and the Texas State 5A title as a senior...Posted an unbeaten 28-0-1 record as a two-year starter from 1995-96...Selected as the Texas Class 5A MVP in 1996...Also lettered in basketball and in baseball as a shortstop...His father, Chip, played freshman basketball at Texas A&M and his grandfather, Ray Akins finished his coaching career with the third-most wins all-time among Texas high school football coaches...Uncle, Marty Akins, was three-year starting quarterback and All-America at Texas from 1975-77...Has flown in the cockpits with the demonstration teams of the Navy Blue Angels in the F/A-18 and the Air Force Thunderbirds in the F-16...Born Drew Christopher Brees on January 15, 1979 in Austin, Texas.

DREW BREES

Year	Team	GP	GS	Att	Cmp	PASSING					TD	Int	Lg	Sk	Lst	Rating
						Pct	Yds	Yds/Att								
2001	San Diego	1	0	27	15	55.6	221	8.2			1	0	40	2	12	94.8
2002	San Diego	16	16	526	320	60.8	3,284	6.2			17	16	52t	24	180	76.9
2003	San Diego	11	11	356	205	57.6	2,108	5.9			11	15	68t	21	178	67.5
2004	San Diego	15	15	400	262	65.5	3,159	7.9			27	7	79t	18	131	104.8
2005	San Diego	16	16	500	323	64.6	3,576	7.2			24	15	54	27	223	89.2
2006	New Orleans	16	16	554	356	64.3	4,418	8.0			26	11	86t	18	105	96.2
2007	New Orleans	16	16	652	440	67.5	4,423	6.8			28	18	58	16	109	89.4
2008	New Orleans	16	16	635	413	65.0	5,069	8.0			34	17	84t	13	92	96.2
2009	New Orleans	15	15	514	363	70.6	4,388	8.5			34	11	75t	20	135	109.6
2010	New Orleans	16	16	658	448	68.1	4,620	7.0			33	22	80t	25	185	90.9
2011	New Orleans	16	16	657	468	71.2	5,476	8.3			46	14	79t	24	158	110.6
2012	New Orleans	16	16	670	422	63.0	5,177	7.7			43	19	80t	26	190	96.3
2013	New Orleans	16	16	650	446	68.6	5,162	7.9			39	12	76t	37	244	104.7
2014	New Orleans	16	16	659	456	69.2	4,952	7.5			33	17	69t	29	186	97.0
2015	New Orleans	15	15	627	428	68.3	4,870	7.8			32	11	80t	31	235	101.0
2016	New Orleans	16	16	673	471*	70.0	5,208	7.7			37	15	98t	27	184	101.7
2017	New Orleans	16	16	536	386	72.0	4,334	8.1			23	8	54t	20	145	103.9
2018	New Orleans	15	15	489	364	74.4*	3,992	8.2			32	5	72t	17	121	115.7
NFL Totals		264	263	9,783	6,586	67.3	74,437	7.6	520	233	98t	395	2,813	97.7		
Saints Totals		205	205	7,974	5,461	68.5	62,089	7.8	440	180	98t	303	2,089	100.6		
* - NFL record																

Career record as starter: 154-109 (.585); 8-8 (.500) in 2002, 2-9 (.182) in 2003, 11-4 (.733) in 2004, 9-7 (.563) in 2005, 10-6 (.625) in 2006, 7-9 (.438) in 2007, 8-8 (.500) in 2008, 13-2 (.867) in 2009, 11-5 (.688) in 2010, 13-3 (.813) in 2011, 7-9 (.438) in 2012, 11-5 (.688) in 2013, 7-9 (.438) in 2014, 7-9 (.438) in 2015, 7-9 (.438) in 2016, 11-5 (.688) in 2017 and 13-2 (.867) in 2018.

ADDITIONAL STATISTICS: Caught 21-yard touchdown in 2003, caught 38-yard pass in 2004, caught two passes for 10 yards in 2007, caught one pass for loss of 4 yards in 2009, caught 7-yard pass in 2010, caught 1-yard pass in 2014, caught 1-yard pass in 2018; **Totals: 8 receptions for 74 yards with 1 TD.**

DREW BREES

Year	Team	Att	Yds	RUSHING		Lg	TD
				Avg			
2001	San Diego	2	18	9.0		13	0
2002	San Diego	38	130	3.4		15	1
2003	San Diego	21	84	4.0		18	0
2004	San Diego	53	85	1.6		22	2
2005	San Diego	21	49	2.3		9	1
2006	New Orleans	42	32	0.8		16	0
2007	New Orleans	23	52	2.3		9	1
2008	New Orleans	22	-1	0.0		9	0
2009	New Orleans	22	33	1.5		10	2
2010	New Orleans	18	-3	-0.2		7	0
2011	New Orleans	21	86	4.1		20	1
2012	New Orleans	15	5	0.3		3	1
2013	New Orleans	35	52	1.5		16	3
2014	New Orleans	27	68	2.5		13	1
2015	New Orleans	24	14	0.6		12	1
2016	New Orleans	23	20	0.9		7	2
2017	New Orleans	33	12	0.4		7t	2
2018	New Orleans	31	22	0.7		11	4
NFL Totals		471	758	1.6		22	22
Saints Totals		336	392	1.2		20	18

CAREER HIGHS: Attempts – 60, at Chicago (12/30/07); Completions – 39 (3x), last vs. N.Y. Giants (11/1/15); Completion Pct. – 89.7 (22-for-25), vs. Washington (10/8/18); Passing Yards – 510, vs. Cincinnati (11/19/06); Long Pass – 98t, vs. Oakland (9/11/16); Interceptions – 5, at Atlanta (11/29/12); Passing TDs – 7, vs. N.Y. Giants (11/1/15) – **Tied NFL Record**; Passer Rating – 158.3, vs. New England (11/30/09); Rushes – 8, at Kansas City (11/28/04); Rushing Yards – 31, at Kansas City (12/24/05); Long Rush – 22, vs. Oakland (10/31/04); Rushing TDs – 2 (2x), at Miami (10/25/09) and at Atlanta (9/23/18).

POSTSEASON

Year	Team	GP	GS	Att	Cmp	Pct	Yds	Yds/Att	TD	Int	Lg	Sk	Lst	Rating
2004	San Diego	1	1	42	31	73.8	319	7.6	2	1	44	2	11	101.2
2006	New Orleans	2	2	81	47	58.0	597	7.4	3	1	88t	6	51	88.3
2009	New Orleans	3	3	102	72	70.6	732	7.2	8	0	44t	2	15	117.0
2010	New Orleans	1	1	60	39	65.0	404	6.7	2	0	40	1	7	95.4
2011	New Orleans	2	2	106	73	68.9	928	8.8	7	2	66t	5	34	110.1
2013	New Orleans	2	2	73	44	60.3	559	7.7	2	2	52	3	9	81.9
2017	New Orleans	2	2	73	48	65.8	670	9.2	5	3	80t	3	23	100.8
2018	New Orleans	2	2	78	54	69.2	550	7.1	4	2	43	4	25	95.6
NFL totals		15	15	615	408	66.3	4,759	7.7	33	11	88t	26	175	100.0
Saints totals		14	14	573	377	65.8	4,440	7.8	31	10	88t	24	164	100.0

Career postseason record as starter: 8-7 (.533); 0-1 (.000) in 2004, 1-1 (.500) in 2006, 3-0 (1.000) in 2009, 0-1 (.000) in 2010, 1-1 (.500) in 2011, 1-1 (.500) in 2013, 1-1 (.500) in 2017 and 1-1 (.500) in 2018.

Year	Team	Att	Yds	RUSHING		Lg	TD
				Avg			
2004	San Diego	5	17	3.4		7	0
2006	New Orleans	4	6	1.5		8	0
2009	New Orleans	5	-4	-0.8		0	0
2010	New Orleans	2	6	3.0		6	0
2011	New Orleans	5	4	0.8		5	0
2013	New Orleans	5	13	2.6		5	0
2017	New Orleans	3	0	0.0		2	0
2018	New Orleans	5	-2	-0.4		1	0
NFL Totals		34	40	1.2		8	0
Saints Totals		29	23	0.8		8	0

POSTSEASON CAREER HIGHS: Attempts – 63, at San Francisco (1/14/12); Completions – 40, at San Francisco (1/14/12); Completion Pct. – 82.1 (32-for-39), vs. Indianapolis (2/7/10); Passing Yards – 466, vs. Detroit (1/7/12); Long Pass – 88t, at Chicago (1/21/07); Interceptions – 2, at San Francisco (1/14/12); Passing TDs – 4, at San Francisco (1/14/12); Passer Rating – 134.4, vs. Detroit (1/7/12); Rushes – 5 (2x), last at Philadelphia (1/14/14); Rushing Yards – 17, vs. N.Y. Jets (1/8/05); Long Rush – 8, at Chicago (1/21/07); Rushing TDs – 0.



TEDDY BRIDGEWATER

HEIGHT: 6-2 • WEIGHT: 215

COLLEGE: LOUISVILLE

JOINED SAINTS: TR-18 (NYJ)

NFL EXPERIENCE: 6

BORN: 11/10/92

5

QB

NFL CAREER - Originally drafted by the Minnesota Vikings in the first round of the 2014 NFL Draft (32nd overall) out of Louisville, Bridgewater brings starting experience to the Saints quarterback room. Acquired from the New York Jets in the 2018 preseason, The Miami, Fla. native has posted career numbers of 6,268 yards passing, 29 touchdowns and 23 interceptions, while completing 64.6% of his passes for an 85.9 passer rating in 35 career games (29 starts). Bridgewater has added four touchdowns on the ground and three total two-point conversions (one rushing, two passing).

CAREER TRANSACTIONS - Agreed to terms with Saints, 3/15/19; Acquired by Saints from Jets, 8/29/18; Signed by Jets (UFA-MIN), 3/18/18; Activated from Reserve/PUP by Vikings, 11/8/17; Placed on Reserve/Physically Unable to Perform by Vikings, 9/2/17; Placed on Injured Reserve by Vikings, 9/1/16; Signed four-year contract with Vikings, 5/20/14; Selected by the Vikings in the first round (32nd overall) of the 2014 NFL Draft.

HONORS - **2016:** Ed Block Courage Award Winner (Vikings winner); **2015:** Pro Bowl; **2014:** Pepsi NFL Rookie of the Year; PFWA All-Rookie Team; Pepsi NFL Rookie of the Week (Weeks 4 and 13).

2018 - Completed 28-of-38 passes (73.7%) for 316 yards with two touchdowns, one interception and a 104.7 passing rating in the preseason for Jets, prior to being acquired by the Saints...Serving as Drew Brees' backup, appeared in five regular season games with one start and completed 14-of-23 passes (60.9%) for 118 yards with one touchdown and one interception...Opened regular season finale vs. Carolina, Dec. 30, his first start since 2016 and completed 14-of-22 passes (63.6%) for 118 yards with one touchdown and an interception. **2017** - Returned to the field, Dec. 15 vs. Cincinnati after suffering a serious knee injury prior to the start of the 2016 regular season, throwing two passes over the final three drives in final season with Vikings...Spent first ten weeks on the Reserve/PUP list and didn't play in six of final seven weeks. **2016** - Received the Ed Block Courage Award in vote by teammates after missing the entire season due to knee injury suffered in practice leading into preseason finale. **2015** - Selected to Pro Bowl after starting all 16 games, going 11-5 and capturing NFC North title...Finished season 9-3, including a three-game winning streak at end of season...Increased his completion percentage (65.3%), passing yards (3,231) and rating (88.7) from rookie season, decreasing his interceptions (12 to nine) despite starting four more games... Added 192 yards and three scores rushing. Made postseason debut in NFC Wild Card Playoff vs. Seattle, 1/10/16 and completed 70.8% of his passes for 146

yards...Dec. 20 vs. Chicago, established single-game best with an 85.0% completion percentage, 154.4 rating and four TDs...Added a rushing TD in becoming just the seventh different player with at least four passing touchdowns and a rushing TD since 2011...Dec. 10 at Arizona, completed 69.4% of passes for 335 yards and a 108.0 rating...Nov. 1 at Chicago, led two scoring drives over the final 4:55 to turn a seven-point deficit into a three-point win. Completed six-of-seven passes for 106 yards, including a 40-yard TD to Stefon Diggs and a 35-yard completion to Charles Johnson to set up game-winning field goal two plays later...Oct. 25 at Detroit, completed over 70% of his passes for 316 yards and a 118.3 rating.

2014 - Earned Pepsi NFL Rookie of the Year and named *PFWA* All-Rookie after starting 12 of 13 games...Four of his six wins as a starter were fourth quarter comebacks...Completed 259-of-402 passes for 2,919 yards, 14 touchdowns, 12 interceptions and an 85.2 passer rating...Added 209 yards and one rushing TD...Led qualified rookies in completion percentage and rating, completing 72.1% of his passes for a 103.0 rating the final five weeks...Dec. 21 at Miami, posted a 114.1 rating, his third of 100+ on the season after completing 73.1% of his passes for 259 yards and two TDs...Dec. 14 at Detroit, threw for 300 yards for second consecutive week after completing 31-of-41 passes (75.6%), as both the completions and completion percentage were season-highs...Dec. 7, vs. Jets, ended game with an 87-yard touchdown pass to WR Jarius Wright after a Jets punt pinned him inside his ten-yard line...Finished with 309 yards passing, his second 300+ yard performance. Nov. 30 vs. Carolina, named Pepsi NFL Rookie of the Week after matching his season high of two TD passes in the 18-point win...Nov. 2 vs. Washington, engineered fourth-quarter comeback for second-consecutive week as he completed six-of-nine passes for 69 yards in twice putting team ahead in the fourth quarter...Oct. 26 at Tampa Bay, earned the first road win of his career after orchestrating a nine-play, 61-yard drive over the final 2:02 in regulation to set up a 38-yard field goal to force overtime...Oct. 19 at Buffalo, connected with WR Cordarrelle Patterson on a four-yard TD pass, the first of his career...Sept. 28 vs. Atlanta, earned Pepsi NFL Rookie of the Week honors in his first career start after outscoring opponent 14-0 in the fourth quarter. Threw for a season-high 317 yards, the most by a Vikings rookie in their first start. Scored the first touchdown of his career, a 13-yard rushing score in the second quarter and connected with tight end Rhett Ellison for two-point conversion...Sept. 21 at New Orleans, made his NFL debut after entering the game in the second quarter for an injured. Matt Cassel. Completed 12-of-20 passes for 150 yards.

COLLEGE - Won back-to-back Big East Conference titles (2011-2012) and led Louisville to three bowl appearances, winning two - the 2012 Allstate Sugar Bowl over fourth-ranked Florida and the 2013 Russell Athletic Bowl over Miami...In last two seasons, guided Cardinals to a 23-3 record.....Played in 39 career games and completed 781-of-1142 passes (school-record 68.4%) for 9,817 yards with 72 touchdowns and only 24 interceptions...Also rushed for six touchdowns...In last season (2013), named second-team All-ACC...Named 2012 Big East Offensive Player of the Year as team won second straight Big East title...Named Most Valuable Player of the 2013 Sugar Bowl win over the University of Florida...Earned bachelor's degree in sports administration in Dec., 2013.

PERSONAL - Three-year starter for Northwestern (Miami, Fla.) HS...The second-ranked dual-threat QB in the country by Rivals.com as a senior...Selected to

the US Army All-American Bowl...Guided team to Class 6A state semifinals as a senior...Set the Dade County single-game record with seven touchdown passes vs. Hialeah-Miami Lakes High School...Mother, Rose Murphy, is a breast cancer survivor...Served as Grand Marshall of the 2015 Kentucky Derby and gave "Riders Up" command at the start of race...Honored as a Louisville Distinguished Alumni in 2015...Enjoys photography as a hobby...Has made donations of bicycles, toys and school supplies in his hometown Miami neighborhood of Liberty City.

TEDDY BRIDGEWATER

PASSING														
Year	Team	GP	GS	Att	Cmp	Pct	Yds	Yds/Att	TD	Int	Lg	Sk	Lst	Rating
2014	Minnesota	13	12	402	259	64.4	2,919	7.3	14	12	87t	39	249	85.2
2015	Minnesota	16	16	447	292	65.3	3,231	7.2	14	9	52	44	307	88.7
2016	Minnesota	INJURED RESERVE												
2017	Minnesota	1	0	2	0	0.0	0	0.0	0	1	0	0	0	0.0
2018	New Orleans	5	1	23	14	60.9	118	5.1	1	1	18	2	8	70.6
NFL Totals		35	29	874	565	64.6	6,268	7.2	29	23	87t	85	564	85.9
Saints Totals		5	1	23	14	60.9	118	5.1	29	23	87t	2	8	70.6

Career record as starter: 17-12 (.586); 6-6 (.500) in 2014, 11-5 (.688) in 2015 and 0-1 (.000) in 2018.

ADDITIONAL STATISTICS: One miscellaneous tackle in 2014.

RUSHING						
Year	Team	Att	Yds	Avg	Lg	TD
2014	Minnesota	47	209	4.4	16	1
2015	Minnesota	44	192	4.4	19	3
2016	Minnesota	INJURED RESERVE				
2017	Minnesota	3	-3	-1.0	-1	0
2018	New Orleans	11	5	0.5	9	0
NFL Totals		105	403	3.8	19	4
Saints Totals		11	5	0.5	9	0

CAREER HIGHS: Attempts – 42, at Tampa Bay (10/26/14) and vs. Washington (11/2/14); Completions – 31, at Detroit (12/14/14); Passing Yards – 335, at Arizona (12/10/15); Long Pass – 87t, vs. N.Y. Jets (12/7/14); Interceptions – 3, vs. Detroit (10/12/14); Passing TDs – 4, vs. Chicago (12/20/15); 2-Point Conversions – 1 (3x), vs. St. Louis Rams (11/8/15); Passer Rating (Min. 20 att.) – 158.4, vs. Chicago (12/20/15); Rushes – 6, at New Orleans (11/28/04), vs. Chicago (12/28/14) and vs. Detroit (9/20/15); Rushing Yards – 43, vs. Green Bay (11/22/15); Rushing TDs – 1 (4x), last vs. Chicago (12/20/15).

POSTSEASON

		PASSING												
Year	Team	GP	GS	Att	Cmp	Pct	Yds	Yds/Att	TD	Int	Lg	Sk	Lst	Rating
2015	Minnesota	1	1	24	17	70.8	146	6.1	0	0	24	3	21	86.5
	NFL totals	1	1	24	17	70.8	146	6.1	0	0	24	3	21	86.5

RUSHING						
Year	Team	Att	Yds	Avg	Lg	TD
2015	Minnesota	3	0	0.0	2	0
NFL Totals		3	0	0.0	2	0

POSTSEASON CAREER HIGHS: Attempts – 24, vs. Seattle (1/10/16); Completions – 17, vs. Seattle (1/10/16); Completion Pct. – 70.8 (17-for-24), vs. Seattle (1/10/16); Passing Yards – 146, vs. Seattle (1/10/16); Long Pass – 24, vs. Seattle (1/10/16); Interceptions – 0; Passing TDs – 0; Passer Rating – 86.5, vs. Seattle (1/10/16); Rushes – 3, vs. Seattle (1/10/16); Rushing Yards – 0, vs. Seattle (1/10/16); Long Rush – 2, vs. Seattle (1/10/16); Rushing TDs – 0.



MALCOM BROWN

HEIGHT: 6-2 • WEIGHT: 320
COLLEGE: TEXAS
JOINED SAINTS: UFA-19 (NE)
NFL EXPERIENCE: 5
BORN: 2/2/94

90
DT

NFL CAREER – Originally selected by the Patriots in the first round (32nd overall) in the 2015 NFL draft, Brown joined the Saints in free agency after four productive seasons in New England. For his career, the Texas product has appeared in 60 games with 51 starts tallying 186 tackles (103 solo), 8.5 sacks, 16 quarterback hits, 14 tackles for loss, one forced fumble and three fumble recoveries. In 2018, Brown played in 15 games with 14 starts posting 39 tackles (19 solo) and one fumble recovery.

HONORS – **2015:** PFWA All-Rookie Team.

CAREER TRANSACTIONS – Agreed to terms with the New Orleans Saints on a three-year contract (UFA-NE), 3/14/19; Signed by the Patriots to a four-year contract, 6/19/15; Selected by the New England Patriots in the first round (32nd overall) of the 2015 NFL Draft.

2018 – Started at defensive tackle in the season-opening victory vs. Houston Sept. 9 and finished with two tackles...Started at defensive tackle and finished with five tackles at Jacksonville, Sept. 16...Made the start at defensive tackle and made one tackle before exiting the game due to injury in the second quarter of the victory vs. Indianapolis, Oct. 4...Was inactive vs. Kansas City, Oct. 14...Returned to the starting lineup after missing one game due to injury and finished with three tackles in the victory at Chicago, Oct. 21...Started at defensive tackle and finished with one tackle in the victory at Buffalo, Oct. 29...Made the start at defensive tackle and finished with two tackles in the victory vs. Green Bay, Nov. 4...Contributed in a reserve role at defensive tackle and made six tackles at Tennessee, Nov. 11...Started at defensive tackle and made one tackle in the victory at New York Jets, Nov. 25...Started at defensive tackle and finished with five total tackles in win vs. Minnesota, Dec. 2...Started and made two tackles while also adding a key fumble recovery late in the third quarter that ended a scoring opportunity for the Bills in the victory vs. Buffalo, Dec. 23...Started and finished with three tackles in the win vs. New York Jets, Dec. 30...Started in the AFC Divisional Playoff win vs. L.A. Chargers, 1/13/19...Contributed in a reserve role on the defensive line and finished with two tackles in the AFC Championship victory at Kansas City, 1/20/19...Started at defensive tackle and contributed with two tackles in the Super Bowl LIII victory vs. Los Angeles Rams, 2/3/19. **2017** – Started 12-of-13 regular-season games he played in and compiled 49 tackles and 2.5 sacks...Started all three postseason contests and posted 12 tackles...Was inactive for three games due to injury...Started at defensive tackle and totaled five tackles, including a tackle for loss in the victory vs. Houston, Sept. 24. Assisted on the

tackle of RB Lamar Miller on a third-and-one late in the fourth quarter that prevented a Houston first down, forcing them to settle for a field goal and allowed the Patriots to gain possession down one score on their final game-winning touchdown drive...Made the start at defensive tackle and totaled four tackles and one sack in the win at New York Jets, Oct. 15...Started at defensive tackle and assisted on one tackle before departing the game in the third quarter due to injury in the win vs. Atlanta, Oct. 22...Returned from injury as a reserve to contribute on the defensive line with two tackles in the win vs. Miami, Nov. 26...Returned to the starting lineup at defensive tackle and finished second on the team with a season-high tying seven tackles, while adding a half sack in the victory at Buffalo, Dec. 3...Started at defensive tackle and finished with seven tackles in the victory at Pittsburgh, Dec. 17...Started and finished with six tackles and one sack of QB Tyrod Taylor for a 15-yard loss in the third quarter of a tie game that led to a three-and-out and a score on the ensuing offensive possession for the Patriots in the victory vs. Buffalo, Dec. 24...Started and made two tackles as part of a defensive line that helped hold the Jets offense to just 40 yards rushing in the victory vs. New York Jets, Dec. 31...Started at defensive tackle and finished with six tackles in Super Bowl LII vs. Philadelphia, 2/4/18. **2016** - Played in all 16 regular-season games with 13 starts and tallied 50 tackles, three sacks, a forced fumble and one safety...Started all three postseason contests and posted 11 tackles and a sack...Made five tackles and tallied his first two-sack game in the win at Cleveland, Oct. 9. Part of a line that held the Browns to 27 yards rushing after Browns entered the matchup ranked first in the NFL in rushing...Recorded five total tackles and one forced fumble vs. Seattle, Nov. 13...Finished tied for a team and season-high seven tackles in the win at New York Jets, Nov. 27...Recorded his first safety to put the Patriots on the board first when he tackled RB Kenneth Dixon in the end zone in the first quarter of the win vs. Baltimore, Dec. 12. Finished the game with four total tackles...Sacked QB Trevor Siemian on third-and-one in the fourth quarter of the win at Denver, Dec. 18. Also totaled four tackles...Sacked QB Brock Osweiler for nine-yard loss in the Divisional Round victory vs. Houston, 1/14/17. Added six tackles. **2015** - Played in all 16 regular season games with 12 starts and led Patriots rookies with 48 tackles, three sacks and two fumble recoveries...Started both playoff contests and posted six tackles...Took over as full-time starter in Week Seven vs. New York Jets, Oct. 25, where he remained...Made NFL debut in the win vs. Pittsburgh Sept. 10, starting at defensive tackle and posting his first career sack, dropping WR Antonio Brown for an 8-yard loss on a halfback option play. Added two tackles...Started at defensive tackle and posted a season-high seven tackles in the win at New York Giants, Nov. 15...Recorded two solo tackles and recovered his first career fumble vs. Philadelphia, Dec. 6...Started at defensive tackle and recorded two solo tackles and recovered a fumble in the win at Houston, Dec. 13...Made his first postseason appearance, starting at defensive tackle and recorded five tackles in the playoff victory vs. Kansas City, 1/16/16.

COLLEGE - At Texas started 26-of-39 games over his three-year career and finished with 165 tackles, 8.5 sacks, 29 tackles for loss, two forced fumbles, two fumble recoveries and six passes defended...Was a consensus first-team Big-12 and All America selection as a junior in 2014...In 2014, became the first defensive tackle to lead the Longhorns in sacks (5.5) and tackles for loss (13) since Tony De-grate in 1984...Majored in physical culture and sports.

VETERANS

PERSONAL – Was an All-American at Brenham (Texas) HS and was rated as the second-best DT in the nation by ESPN. ...Was a prep All-American, All-State and three-time All-District performer on the defensive line and played in the 2012 Under Armour All-America Game. Also selected to play in the 2012 International Bowl. ...Was a three-year starter who tallied 125 tackles, 66 tackles for loss, 91 quarterback hits, 24 sacks, nine forced fumbles and four fumble recoveries, helping Brenham post a 34-5 record over his final three seasons. ...Also lettered in basketball and track and field. ...Born February 2, 1994 in Brenham, Texas.

MALCOM BROWN

Year	Team	GP	GS	Tot	TACKLES			Yds	INTERCEPTIONS					FUMBLES		
					Solo	Asst	Sk		No	Yds	Lg	TD	PD	FF	FR	Yds
2015	New England	16	12	48	31	17	3.0	17.0	0	0	0	0	0	0	2	0
2016	New England	16	13	50	24	26	3.0	28.0	0	0	0	0	0	1	0	0
2017	New England	13	12	49	29	20	2.5	18.5	0	0	0	0	0	0	0	0
2018	New England	15	14	39	19	20	0.0	0.0	0	0	0	0	0	0	1	0
NFL Totals		60	51	186	103	83	8.5	63.5	0	0	0	0	0	1	3	0

ADDITIONAL STATISTICS: Safeties – (2016, 1) **Total: 1.**

CAREER HIGHS: Tackles – 7 (3x), last at Pittsburgh (12/17/17); Solo Tackles – 5 (3x), last vs. Houston (9/24/17); Sacks – 2, at Cleveland (10/9/16); Passes Defended – 0; Forced Fumbles – 1, vs. Seattle (11/13/16); Fumble Recoveries – 1 (3x), last vs. Buffalo (12/23/18).

POSTSEASON

Year	Team	GP	GS	Tot	TACKLES			Yds	INTERCEPTIONS					FUMBLES		
					Solo	Asst	Sk		No	Yds	Lg	TD	PD	FF	FR	Yds
2015	New England	2	2	6	2	4	0.0	0.0	0	0	0	0	0	0	0	0
2016	New England	3	3	11	5	6	1.0	9.0	0	0	0	0	0	0	0	0
2017	New England	3	3	12	6	6	0.0	0.0	0	0	0	0	0	0	0	0
2018	New England	3	2	4	1	3	0.0	0.0	0	0	0	0	0	0	0	0
NFL Totals		11	10	33	14	19	1.0	9.0	0	0	0	0	0	0	0	0

CAREER HIGHS: Tackles – 6 (2x), last vs. Philadelphia (2/4/18); Solo Tackles – 4, vs. Jacksonville (1/21/18); Sacks – 1, vs. Houston (1/14/17); Passes Defended – 0; Forced Fumbles – 0; Fumble Recoveries – 0.



MICHAEL BURTON

HEIGHT: 6-0 • WEIGHT: 240
COLLEGE: RUTGERS
JOINED SAINTS: UFA-19 (CHI)
NFL EXPERIENCE: 5
BORN: 2/1/92

46

FB

NFL CAREER – Burton was signed by the New Orleans Saints after participating in the 2019 rookie minicamp on a tryout basis and looks to compete for a roster spot at fullback and on special teams. Originally selected by the Detroit Lions in the fifth round (168th overall) in the 2015 NFL Draft out of Rutgers, the New Jersey native enters 2019 having played 55 career games with 11 starts over four

seasons with the Lions (2015-16) and Chicago Bears (2017-18), and has carried eight times for 11 yards, as well as adding nine receptions for 53 yards and one touchdown and six special teams tackles in his career.

CAREER TRANSACTIONS - Signed by the New Orleans Saints (UFA-Chi.), 5/13/19; Acquired off of waivers from the Chicago Bears, 5/31/17; Waived by Detroit, 5/30/17; Signed by Detroit to a four-year contract, 5/7/15; Selected in the fifth round (168th overall) of the 2015 NFL Draft by the Detroit Lions.

2018 - Played in eight regular season games with one start in his final season in Chicago, catching one pass for six yards and making a special teams tackle...Also made an appearance for the Bears in the NFC Wild Card playoff game against the Eagles. **2017** - Played in 16 games with three starts for Chicago, rushing for nine yards on four attempts, catching two passes for eight yards and making one special teams tackle...Carried once for seven yards for a first down in the opener vs. Atlanta, Sept. 10. **2016** - Played in 15 games in his final season in Detroit, recording one special team tackle. **2015** - Played in 16 games with seven starts as a rookie for Detroit, rushing for two yards in four attempts and catching six passes for 39 yards and a touchdown, also recording three special teams tackles...Had first career receiving touchdown at New Orleans, Dec. 21.

COLLEGE - Entered the college football ranks as a walk-on in 2010 and was redshirted his freshman year before emerging as a force in the Scarlet Knights offensive backfield...Played in 42 career games (27 starts) and totaled 116 yards career rushing yards on 22 carries to go along with 401 yards receiving on 47 receptions and three touchdowns...Earned the Paul Roberson award as a senior, presented annually to an individual whose performance, leadership and dedication on and off the field during his career has had the greatest impact on Rutgers football...Helped the Rutgers offense rush for 340 yards in the Quick Lane Bowl victory over North Carolina in Detroit (12/26/14), the highest rushing total for Rutgers since 2007.

PERSONAL - Played football at West Morris Central (Chester, N.J.) HS where he was a four-year starter...Named first-team All-State and Morris County Player of the Year by the *Newark Star-Ledger*...Owns high school's career rushing mark (3,332 yards), single-season all-purpose yards (2,376) and career all-purpose yards (4,498)...Led West Morris Central to the New Jersey state championship and was named MVP of the state title game in 2009...Michael Patrick Burton was born on Feb. 1, 1992 in Morristown, N.J.

MICHAEL BURTON

Year	Team	RUSHING							RECEIVING				
		GP	GS	Att	Yds	Avg	Lg	TD	No	Yds	Avg	Lg	TD
2015	Detroit	16	7	4	2	0.5	2	0	6	39	6.5	12	1
2016	Detroit	15	0	0	0	-	-	0	0	0	-	-	0
2017	Chicago	16	3	4	9	2.3	7	0	2	8	4.0	8	0
2018	Chicago	8	1	0	0	0.0	0	0	1	6	6.0	6	0
NFL Totals		55	11	8	11	1.4	7	0	9	53	5.9	12	1

ADDITIONAL STATISTICS: Special Teams Tackles – (2015, 3); (2016, 1); (2017, 1); (2018, 1) **Total: 6.**

CAREER HIGHS: **Rushes** – 1 (8x), last at Minnesota (12/31/17); **Rushing Yards** – 7, vs. Atlanta (9/10/17); **Long Rush** – 7, vs. Atlanta (9/10/17); **Rushing TDs** – 0; **Receptions** – 2, at New Orleans (12/21/15); **Receiving Yards** – 12, at St. Louis Rams (12/13/15); **Long Reception** – 12, at St. Louis Rams (12/13/15); **Receiving TDs** – 1, at New Orleans (12/21/15); **Total Yards From Scrimmage** – 12, at St. Louis Rams (12/13/15); **Total TDs** – 1, at New Orleans (12/21/15).

POSTSEASON

Year	Team	RUSHING							RECEIVING				
		GP	GS	Att	Yds	Avg	Lg	TD	No	Yds	Avg	Lg	TD
2018	Chicago	1	0	0	0	-	-	0	1	0	-	0	0
NFL Totals		1	0	0	0	-	-	0	0	0	-	-	0



AUSTIN CARR

HEIGHT: 6-1 • WEIGHT: 195
COLLEGE: NORTHWESTERN
JOINED SAINTS: WAI-17 (NE)
NFL EXPERIENCE: 3
BORN: 12/25/93

80
WR

NFL CAREER – Carr joined the Saints off waivers from New England at the start of the 2017 regular season, appearing in one regular season and one play-off contest in his rookie campaign. This sure-handed wideout, who originally signed as an undrafted rookie out of Northwestern with New England, played in 14 games with two starts in 2018 and posted nine receptions for 97 yards with two touchdowns.

CAREER TRANSACTIONS – Claimed off of waivers from New England by the New Orleans Saints, 9/3/17; Waived by New England, 9/2/17; Signed by the New England Patriots as an undrafted free agent, 5/5/17.

2018 – Played in 14 games with two starts and posted nine receptions for 97 yards with two touchdowns...Posted a career-long 25-yard reception at Atlanta, Sept. 23...Had a three-yard touchdown grab vs. Philadelphia, Nov. 18...Posted a 12-yard touchdown vs. Atlanta, Nov. 22...After being inactive for NFC Divisional Playoff vs. Philadelphia, 1/13/19, had a five-yard reception in the NFC Championship vs. L.A. Rams, 1/20/19. **2017** – In the preseason, he led the Patriots in re-

ceiving with 14 receptions for 153 yards with two touchdowns...After being claimed by New Orleans off waivers at the start of the regular season, appeared in contest against Miami in London's Wembley Stadium, Oct. 1 and also saw action on offense and special teams in NFC Divisional Playoff at Minnesota, 1/14/18.

COLLEGE - Played in 36 career games at Northwestern and totaled 113 receptions for 1,649 yards and 14 touchdowns...Set single-season school record as senior with 1,247 receiving yards and finished tied for second with 90 receptions...Tied school record with 12 TD receptions...Named Richter-Howard Big Ten Receiver of the Year and was a consensus first-team All-Big Ten selection...He also set a school record with a touchdown reception in six straight games...Major in philosophy, which he received his bachelor's in and graduated from the Kellogg School of Management with a Masters in management studies.

PERSONAL - Racked up 1,481 rushing yards and 19 touchdowns as well as 844 receiving yards and 11 TD receptions as senior at Benicia (Calif.) HS...Earned first-team All-Solano County Athletic Conference honors as well as SCAC and team Most Valuable Player honors...Finished his high school career as Benicia's all-time rushing and scoring leader...Finalist in the California State Poetry Out Loud Competition and was a school and county champion in event...Donated peripheral blood stem cells while a college junior to what turned out to be a donor suffering from non-Hodgkins Lymphoma and at Super Bowl LII, had the opportunity to meet the person he donated to for the first time...Wife, Erica, ran cross-country at Northwestern...The son of a classically trained pianist (mother, Janine) and drummer (father, Evan), plays piano and writes songs in his free time...Participated in an internship for U.S. Senator Rand Paul {Ky.} in the 2019 offseason...Carr was born Dec. 25, 1993 in Santa Monica, Calif.

AUSTIN CARR

Year	Team	GP	GS	RECEIVING		Yds	Avg	Lg	TD
				No					
2017	New Orleans	1	0	0		0	0.0	0	0
2018	New Orleans	14	2	9		97	10.8	25	2
NFL Totals		15	2	9		97	10.8	25	2

CAREER HIGHS: Receptions – 2 (3x), last at Cincinnati (11/11/18); Receiving Yards – 25, at Atlanta (9/23/18); Long Reception – 25, at Atlanta (9/23/18); Receiving TDs – 1 (2x), last vs. Atlanta (11/22/18).

POSTSEASON									
Year	Team	GP	GS	No	Yds	Avg	Lg	TD	
2017	New Orleans	1	0	0	0	-	-	0	
2018	New Orleans	1	1	1	5	5.0	5	0	
NFL Totals		2	1	1	5	5.0	5	0	

CAREER HIGHS: Receptions – 1, vs.L.A. Rams (1/20/19); Receiving Yards – 5, vs.L.A. Rams (1/20/19); Long Reception – 5, vs.L.A. Rams (1/20/19); Receiving TDs – 0.



WILL CLAPP

HEIGHT: 6-5 • WEIGHT: 311
COLLEGE: LOUISIANA STATE
JOINED SAINTS: D7-18
NFL EXPERIENCE: 2
BORN: 12/10/95

64
C/G

NFL CAREER - A technically proficient player, who through the combination of size, strength and intelligence, was a three-year starter at LSU and first-team SEC selection at both guard and center, Clapp spent much of his rookie campaign serving the club as a valuable member of the scout team, while earning praise from the coaching staff for his continued development. In his first pro season, Clapp played in three games and started the regular season finale at left guard.

CAREER TRANSACTIONS - Signed by Saints to a four-year contract, 5/11/18; Selected by Saints in the seventh round (245th overall) of the 2018 NFL Draft.

2018 - After being inactive for the first 13 games of the season, Clapp made his debut at LG in win at Carolina, Dec. 17. Played on offense and special teams following week vs. Pittsburgh, Dec. 23. Made his starting debut at LG in regular season finale vs. Carolina, Dec. 30.

COLLEGE - A three-year starter on the LSU offensive line, starting all 36 games that he appeared in (13 at center, 12 at left guard, 11 at right guard), earning first-team All-SEC honors at both guard and center. Blocking for 1,000-yard rushers in each of his three-seasons in Baton Rouge, Clapp settled in at center in 2017, where he was a first-team All-Southeastern Conference selection and a Rimington Trophy finalist...Started all 11 games at left guard as a junior and earned first-team All-SEC from coaches and named to the conference Academic Honor Roll... Started all 12 games (11-right guard, one-left guard)...Did not give up a sack... Sporting News and *USA Today* Freshman All-America and named to SEC Coaches' All-Freshman Team...Redshirted in 2014...Graduated in 2017 with a degree in sports administration

PERSONAL - One of the top offensive lineman coming out of the state of Louisiana from Brother Martin (New Orleans, La.) HS...Unanimous Rivals.com, Scout.com, ESPN.com and 247Sports four-star prospect...Named to Louisiana 5A All-State Team for last two seasons...Member of *The Baton Rouge Advocate* Second Dozen...Has deep family ties to LSU program as his father, Tommy, is a former LSU defensive tackle from 1984-87 and was named a permanent team captain for the 1987 squad and brother Matt was a walk-on fullback. Tommy finished his LSU career with 139 tackles, 9.0 tackles for loss and 4.0 sacks and started against Nebraska in the Sugar Bowl in 1985 and 1987...William Barnett Clapp was born Dec. 10, 1995 in New Orleans, La.

WILL CLAPP

Games Played/Started: New Orleans – (2018, 3/1) Totals: 3/1



JARED COOK

HEIGHT: 6-5 • WEIGHT: 254
COLLEGE: SOUTH CAROLINA
JOINED SAINTS: UFA-19 (OAK)
NFL EXPERIENCE: 11
BORN: 4/7/87

87
TE

NFL CAREER - This veteran tight end enters his 11th NFL season and first with the Black and Gold. For his career, Cook has appeared in 149 games with 77 starts, recording 425 receptions for 5,464 yards (12.9 avg.) and 25 touchdowns and has posted at least 30 receptions in each of the last eight seasons (2011-18), one of only three active tight ends in the NFL to do so. He ranks third among NFL tight ends with a 13.0-yard receiving average since 2011 and holds the single-game franchise record for the most receiving yards by a tight end for the Titans, Rams and Raiders. In 2018, Cook set career-highs across the board in receptions (68), receiving yards (896) and touchdowns (six), all of which either tied for the team lead or outright led the team in being named to his first career Pro Bowl. He registered four 100-yard games in 2018, tied for third-most among tight ends. Cook brings a rare combination of size, speed and strength to the Saints air attack in 2019.

HONORS - **2018:** Ed Block Courage award (Raiders team recipient); Pro Bowl.

CAREER TRANSACTIONS - Agreed to terms with the Saints (UFA-Oak.), 3/26/19; Signed by the Raiders to a two-year contract (UFA-GB), 3/16/17; Signed by the Packers to a one-year contract, 3/28/16; Released by the Rams, 2/19/16; Signed by the Rams to a five-year contract (UFA-Ten), 3/13/13; Placed by the Titans on Reserve/Injured, 12/13/12; Signed by the Titans to a four-year contract, 7/14/09; Selected by the Titans in the third round (89th overall) of the 2009 NFL Draft.

2018 - Appeared in all 16 games with 14 starts in his second season with the Raiders and finished with career-highs and the team lead in receptions (68), receiving yards (896) and TDs (six)...Finished fourth among NFL tight ends in receiving yards and receiving touchdowns...Ranked fifth in the NFL among tight ends in receptions and receiving average (13.2 avg.)...Cook registered four 100-yard games in 2018, tied for third-most among tight ends this season, while setting a franchise record among his position group in Week One with an electric 180-yard performance...Vs. L.A. Rams Sept. 10, set the single-game franchise

record for receiving yards for a tight end with a career-high 180 yards on nine receptions, tying his career-best...Vs. Cleveland Sept. 30, made eight catches for 110 yards and two TDs in overtime win...Vs. Indianapolis Oct. 28, posted 74 yards on four catches with one TD...At Arizona Nov. 18, tallied three catches for 31 yards and one TD...At Baltimore Nov. 25, recorded two catches for 32 yards and a TD...Vs. Kansas City Dec. 2, posted seven receptions for 100 yards and one TD...VS. Pittsburgh Dec. 9, totaled seven receptions for 116 yards and set new single season career highs in yards and receptions...Named to the Pro Bowl for the first time in his career and started the contest for the AFC, recording three receptions for 71 yards (23.7 avg.). **2017** - Started in all 16 games in his first season with Raiders and finished with team-leading 688 receiving yards on 54 receptions, ranked second on the club with two TDs...Started every game for the first time in his career...Finished fourth among tight ends in the NFL in receiving average (12.7)...At Tennessee Sept. 10, finished the day with five catches for 56 yards in his Raiders debut...Vs. N.Y. Jets, Sept. 17, tied for second on team with four receptions for 25 yards in the win...At Washington Sept. 24, recorded four receptions for 43 yards and one TD. Hauled in his first receiving TD as a Raider, a 21-yarder from QB Derek Carr...At Denver Oct. 1, totaled three catches for 46 yards (15.3 avg.)...Vs. Kansas City Oct. 19, tallied six receptions for 107 yards (17.8 avg.)...Hauled in a crucial 28-yard reception at the Chiefs' one-yard line with seven seconds left in the game, setting up the game-winning score...At Buffalo Oct. 29, totaled four receptions for 57 yards (14.3 avg.)...At Miami Nov. 5, recorded season highs with eight receptions for 126 yards (15.8 avg.). Recorded 113 receiving yards in the first half...Vs. New England Nov. 19, finished with two catches for 36 yards (18.0 avg.)...At Kansas City Dec. 10, recorded five receptions and led team with 75 receiving yards and a TD. Recorded fourth quarter 29-yard TD reception...Vs. Dallas Dec. 17, caught two passes for 17 yards. **2016** - Played in ten regular season games with five starts for Packers and caught 30 passes for 377 yards (12.6 avg.) and a TD...Missed six-game stretch in Weeks 5-10 (ankle)...Started all three postseason games and tied for team lead with 18 receptions for 229 yards (12.7 avg.) and two TDs...Catch and receiving yardage totals were the top postseason marks by a Packers TE...At Jacksonville, Sept. 11, started in his Green Bay debut, posting a seven-yard catch...At Minnesota Sept. 18, started and finished with four catches for 31 yards (7.8 avg.). Recovered an Aaron Rodgers fumble midway through third quarter on a scramble, retaining possession for Green Bay...Vs. Detroit Sept. 25, recorded a 15-yard catch before sustaining second quarter ankle injury which caused him to miss the next six contests...At Washington Nov. 20, returned to action. Set season highs with six receptions and 106 yards to go along with a TD...Vs. Houston Dec. 4, made three receptions for 19 yards...Vs. Seattle Dec. 11, posted one reception for 15 yards...At Chicago Dec. 18, matched season-high with six receptions, totaling 85 yards...Vs. Minnesota Dec. 24, caught three passes for 37 yards...At Detroit 1/1/17, tallied four catches for 56 yards...In NFC Wild Card Playoff vs. N.Y. Giants, 1/8/17, made his NFL postseason debut, recording five receptions for 48 yards...In NFC Divisional Playoff, at Dallas 1/15/17, started and led the team with 103 receiving yards on six catches and one TD...Became just the second tight end in franchise history to record a 100-yard receiving game in the postseason...Set up the game-winning FG by making a critical 35-yard reception on the game's final possession with three seconds remaining...In NFC Championship at Atlanta, 1/22/17, led the team with seven receptions for 78 yards and one TD. **2015** - Appeared in all 16

games for the third straight season with the St. Louis Rams and made 12 starts... Second on team in receptions and receiving yards with 39 catches for 481 yards (12.3 avg.)...Vs. Seattle Sept. 13, led the team with five catches for 85 yards, with three of the receptions going for first downs...Vs. San Francisco Nov. 1, posted two receptions for 57 yards (28.5 avg.), highlighted by his season-long 49-yard grab...At Cincinnati, Nov. 29, hauled in four passes for 58 yards...Vs. Tampa Bay, Dec. 17, caught four passes for 64 yards. **2014** - Played

in all 16 games with six starts for St. Louis and registered 52 catches for 634 yards (12.2 avg.) and three TDs...His 52 receptions were the third-most by a tight end in a season in franchise history...Ranked sixth in the NFL among tight ends with his 12.2-yard receiving average...Vs. Dallas Sept. 21, led the team with seven receptions for 75 yards...Vs. San Francisco Nov. 13, paced the team with 74 yards receiving on four grabs...At Arizona Nov. 9, had two catches for 84 yards (42.0 avg.), including a 59-yard TD grab late in the first half...At Washington Dec. 7, matched his career high with two TD receptions as part of a four-catch, 61-yard effort. **2013** - Appeared in all 16 games with a career-high 13 starts for the Rams...Caught 51 passes for 671 yards (13.2 avg.) and a career-high five TDs... Set a single-season franchise record for the most receiving yards by a tight end, topping the previous mark set in 1983...Ranked fifth in the NFL among tight ends with an average of 13.2 yards per catch...Vs. Arizona, Sept. 8, in Rams debut, set a single-game club-record for the most yards receiving by a TE with 141 on six receptions (20.1 avg.), along with career-high two TDs...Vs. Tennessee Nov. 3, caught three passes for 36 yards (12.0 avg.) and a TD in his first game against his former team...Vs. Chicago Nov. 24, the team with 80 yards receiving on four catches and added a TD. **2012** - Played in 13 games with five starts, ranking fourth on the team in both receptions (44) and receiving yards (523)...Was tied for the team lead with four receiving TDs despite missing the final three contests...Was placed on the Reserve/Injured List on Dec. 13 with a shoulder injury... Vs. New England, Sept. 9, led the team with 64 yards on four receptions...Vs. Detroit, Sept. 23, posted four receptions for 77 yards (19.3 avg.), highlighted by his 61-yard TD grab on a catch-and-run in the second quarter...Vs. Pittsburgh, Oct. 11, hauled in four passes for 54 yards (13.5 avg.), helping to set up a game-winning FG from K Rob Bironas as time expired with his 25-yard catch to the Pittsburgh 25 with 32 seconds left...At Jacksonville Nov. 25, led team with season-high six receptions for 47 yards (7.8 avg.). **2011** - Appeared in all 16 contests with five starts for the Titans and posted a breakout season with 49 catches for 759 yards (15.5 avg.) and three TDs...His 759 receiving yards were the second most in franchise history by a tight end...Became the first tight end in franchise

2018 GAME BY GAME

RECEIVING

Date	Opp.	GP	ST	REC	YDS	AVG	LG	TD
9/10	LAR	X	X	9	180	20.0	45	0
9/16	@DEN	X	X	4	49	12.3	20	0
9/23	@MIA	X	X	5	31	6.2	13	0
9/30	CLE	X	X	8	110	13.8	24	2
10/7	@LAC	X	X	4	20	5.0	9	0
10/14	SEA	X	X	2	10	5.0	8	0
10/28	IND	X	X	4	74	18.5	30	1
11/1	@SF	X	X	2	20	10.0	11	0
11/11	@LAC	X	X	4	52	13.0	31	0
11/18	@ARI	X	X	3	31	10.3	23t	1
11/25	@BAL	X	X	2	32	16.0	16t	1
12/2	KC	X	X	7	100	14.3	29	1
12/9	PIT	X	X	7	116	16.6	30	0
12/16	@CIN	X	X	2	23	11.5	13	0
12/24	DEN	X	X	2	20	10.0	14	0
12/30	@KC	X	X	3	28	9.3	13	0
2018 Season		16	14	68	896	13.2	45	6

history to record two 100-yard receiving games in a season...Ranked second in the league among tight ends with his average of 15.5 yards per catch...At Cleveland, Oct. 2, caught two passes for team-high 93 yards (46.5 avg.), highlighted by his career-long 80-yard TD on a catch-and-run...The catch was the longest by an NFL TE that season...At Atlanta, Nov. 20, recorded five catches for 51 yards (10.2 avg.), including a 22-yard grab on a fourth-and-17 in the fourth quarter...At Indianapolis, Dec. 18, led the team with a career-high nine receptions for 103 yards (11.4 avg.), the first 100-yard receiving game by a Titans tight end since 2001...Vs. Jacksonville, Dec. 24, set single-game franchise-record for the most receiving yards by a tight end with 169 yards and a TD on eight catches (21.1 avg.), also the most receiving yards by a tight end in a game that season. **2010** - Played in 16 games with a start for Titans and hauled in 29 passes for 361 yards (12.4 avg.) and a TD...Posted career-high seven special teams tackles...At Houston Nov. 26, tied for team lead with four receptions for 40 yards...Vs. Jacksonville, Dec. 5, led the club with four catches for 47 yards (11.8 avg.)...Vs. Houston Dec. 19, made his first career start and posted three receptions for 42 yards...At Kansas City, Dec. 26, led the team with a season-high 96 yards on five receptions, highlighted by the first TD of his NFL career, a 22-yard grab from QB Kerry Collins...1/2/11 at Indianapolis, led the team with a season-high seven catches for 58 yards (8.3 avg.). **2009** - Appeared in 14 games as a rookie with Titans and caught nine passes for 74 yards...Vs. Houston Sept. 20, made his NFL debut...Oct. at Jacksonville, registered his first career receptions, hauling in two passes for 11 yards...Vs. Indianapolis, Oct. 11, registered a season-high three receptions for 27 yards.

COLLEGE - Played in 37 games with 14 starts at South Carolina...Registered 73 catches for 1,107 yards (15.2 avg.) and seven TDs...Split time between tight end and wide receiver as a redshirt freshman in 2006 before shifting to tight end on a full-time basis in 2007...Appeared in 13 games with 11 starts as a junior in 2008 and ranked second on the team with a career-high 37 catches for a career-best 573 yards (15.5 avg.) and three TDs...Earned first-team All-Southeastern Conference recognition from the league's coaches and second-team honors from the AP...Named one of eight Mackey Award semifinalists, which is given to the nation's top tight end...Made the permanent move to tight end and played in 12 games with three starts as a sophomore in 2007...Third on team with 30 catches for 421 yards and three TDs...Ranked second on the team in receiving yards and paced the team in yards per catch...Posted 50-plus receiving yards in four games...Saw action at tight end and wide receiver in 12 games as a redshirt freshman...Caught six passes for 113 yards (18.8 avg.) and a TD...Four of his six receptions went for 20-plus yards...Majored in Retail.

PERSONAL - Attended North Gwinnett (Suwanee, Ga.) HS...Earned first-team all-state honors from the *Atlanta Journal-Constitution* as a senior...Played wide receiver and free safety, catching 32 passes for 800 yards and 10 TDs as a senior...Also played basketball and earned all-state and all-conference recognition...Older brother, Jason, was a four-year letterman (2005-08) at fullback for Ole Miss and signed with the Baltimore Ravens as an undrafted free agent in 2009 before being released at the end of the preseason.

JARED COOK

Year	Team	GP	GS	RECEIVING				Lg	TD
				No	Yds	Avg			
2009	Tennessee	14	0	9	74	8.2		17	0
2010	Tennessee	16	1	29	361	12.4		36	1
2011	Tennessee	16	5	49	759	15.5		80t	3
2012	Tennessee	13	5	44	523	11.9		61t	4
2013	St. Louis	16	13	51	671	13.2		47	5
2014	St. Louis	16	6	52	634	12.2		59t	3
2015	St. Louis	16	12	39	481	12.3		49	0
2016	Green Bay	10	5	30	377	12.6		47	1
2017	Oakland	16	16	54	688	12.7		35	2
2018	Oakland	16	14	68	896	13.2		45	6
NFL Totals		149	77	425	5,464	12.9		80t	25

ADDITIONAL STATISTICS: Rushing – (2014, 1 att., 0 yards) **Total: 1 att., 0 yards;** Special Teams Tackles – (2010, 7); (2011, 2) **Total: 9;** Miscellaneous Tackles – (2009, 1); (2011, 1); (2012, 1); (2017, 2); (2018, 1) **Total: 6.**

CAREER HIGHS: Receptions – 9 (2x), at Indianapolis (12/18/11) and vs. L.A. Rams (9/10/18); **Receiving Yards** – 180, vs. L.A. Rams (9/10/18); **Long Reception** – 80t, at Cleveland (10/2/11); **Receiving TDs** – 2 (3x), last vs. Cleveland (9/30/18).

POSTSEASON

Year	Team	GP	GS	RECEIVING				Lg	TD
				No	Yds	Avg			
2016	Green Bay	3	3	18	229	12.7		35	2
NFL Totals		3	3	18	229	12.7		35	2

POSTSEASON CAREER HIGHS: Receptions – 6, at Dallas (1/15/17); **Receiving Yards** – 103, at Dallas (1/15/17); **Long Reception** – 35, at Dallas (1/15/17); **Receiving TDs** – 1 (2x), at Dallas (1/15/17) and at Atlanta (1/22/17).



KEN CRAWLEY

HEIGHT: 6-1 • WEIGHT: 180

COLLEGE: COLORADO

JOINED SAINTS: FA-16

NFL EXPERIENCE: 4

BORN: 2/8/93

20

CB

NFL CAREER - Originally signed as an undrafted free agent out of Colorado in 2016, Crawley provided experience and depth to the Saints secondary in 2018, appearing in ten games and one postseason contest with five starts. For his career, Crawley has posted 135 tackles, one interception, 33 passes defended, one forced fumble, and one fumble recovery.

CAREER TRANSACTIONS - Re-signed to a one-year contract (RFA), 4/23/19; Placed on Injured Reserve, 12/31/16; Signed by the New Orleans Saints to a three-year contract as an undrafted free agent, 5/6/16.

2018 - Played in ten regular season games with five starts, recording 31 tackles (28 solo) and six passes defended...Started and finished with five tackles (4 solo)

vs. Tampa Bay, Sept. 9...Started and recorded four tackles (three solo) and a pass defended vs. Cleveland, Sept. 16...Posted three solo tackles vs. Atlanta, Sept. 23...Started and tied a career-high with eight tackles (career-high tying seven solo) and added one pass defended vs. N.Y. Giants, Sept. 30...Started at LCB and recorded three solo tackles vs. Washington, Oct 8...Started at LCB and recorded six solo tackles and a pass defended vs. Baltimore, Oct 21...Played on defense and finished with one solo tackle and one pass defended vs. Cincinnati, Nov. 11...Played on defense and recorded one pass defended vs. Philadelphia, Nov. 18...Recorded one solo tackle vs. Atlanta, Nov. 22...Played on both defense and special teams and finished with one pass defended vs. Carolina, Dec. 30. **2017** - Started all 13 regular season games which he appeared in, making his season debut in Week three and missing the team's Week 12 game at the L.A. Rams (abdomen) and posted a career-high 54 tackles (47 solo), one interception and 17 passes defended on year. Added 13 tackles (nine solo) and one pass defended in starting both postseason contests...In his 2017 regular season debut, accrued a career-high eight tackles (career-high seven solo) and two passes defended at Carolina, Sept. 24...Made four solo tackles, his first career interception and two passes defended at Miami in London at Wembley Stadium, Oct. 1...Made five tackles (four solo at Detroit, Oct. 15...Recorded four solo tackles in contest where Saints gave up season-low 79 net yards passing and four passing first downs at Green Bay, Oct. 22...Made three solo tackles and two passes defended as the Saints surrendered only 150 net yards passing vs. Chicago, Oct. 29...Contributed one solo tackle as New Orleans surrendered 129 net yards passing at Buffalo, Nov. 12...Accrued two solo tackles and a pass defended vs. Washington, Nov. 19...Inactive at Rams, Nov. 26...Recorded three solo tackles and two passes defended vs. Carolina, Dec. 3...Made six tackles (five solo) and a pass defended at Atlanta, Dec. 7...Registered four tackles (three solo) and a pass defended vs. N.Y. Jets, Dec. 17...Recorded five tackles (four solo) and two passes defended vs. Atlanta, Dec. 24...Recorded six tackles and three passes defended at Tampa Bay, Dec. 31...In postseason debut, accrued seven tackles (five solo) and a pass defended in NFC Wild Card Playoff vs. Carolina, 1/7/18...Made six tackles (four solo) in NFC Divisional Playoff at Minnesota, 1/14/18. **2016** - Played in 15 games with five starts, tallying 50 tackles (41 solo), a forced fumble, a fumble recovery, 10 passes defended and two special teams stops...Had five tackles (four solo) in regular season debut in season opener vs. Oakland, Sept. 11...Had six tackles (five solo) at N.Y. Giants, Sept. 18, adding a forced fumble and a pass defended...Made his first career start vs. Atlanta, Sept. 26 and finished with five tackles (four solo) and two passes defended...Started at San Diego, Oct. 2 and totaled seven tackles (six solo) and one pass defended...Made the start vs. Carolina, Oct. 16, recording five tackles and a career-high four passes defended...Started and played on special teams vs. Seattle, Oct. 30, making six solo tackles...Saw action on defense and on special teams at Arizona, Dec. 18 and recorded two solo tackles, his first career fumble recovery and one special teams stop...Played on defense and on special teams vs. Tampa Bay, Dec. 24, registering three tackles (two solo) and one coverage stop...Placed on Injured Reserve, Dec. 31.

COLLEGE - Crawley played in 47 games at Colorado and recorded 201 tackles (165 solo), eight tackles for loss, one forced fumble, a fumble recovery, three interceptions and 36 passes defended, ranked third in school history...As senior in 2015, started all 13 games at RCB and recorded 46 tackles (40 solo), an interception, 13 passes defended and a fumble recovery...As a junior, played in 12 games and started 11 at right cornerback, finishing sixth on the team in tackles with 47

VETERANS

(41 solo), second on team in passes defended and added a forced fumble...Graduated with a bachelor's degree in sociology.

PERSONAL – Prepped at H.D. Woodson (Washington, D.C.) HS, where he played both cornerback and wide receiver...As a senior in 2011, had 43 tackles, five interceptions, eight passes defended, one fumble recovery and one blocked punt and was also selected by The Washington Post as the D.C. Area Player of the Year...Also ran track...Cousin, Stephon Morris, played DB at Penn State and spent the 2012 season with the Patriots...Hosted a football camp for youth in his hometown in 2018...Born Feb. 8, 1993 in Washington, D.C.

KEN CRAWLEY

Year	Team	GP	GS	Tot	TACKLES			Yds	INTERCEPTIONS					FUMBLES		
					Solo	Asst	Sk		No	Yds	Lg	TD	PD	FF	FR	Yds
2016	New Orleans	15	5	50	41	9	0.0	0.0	0	0	0	0	10	1	1	0
2017	New Orleans	13	13	54	47	7	0.0	0.0	1	0	0	0	17	0	0	0
2018	New Orleans	10	5	31	28	3	0.0	0.0	0	0	0	0	6	0	0	0
NFL Totals		38	23	135	116	19	0.0	0.0	1	0	0	0	33	1	1	0

ADDITIONAL STATISTICS: Special Teams Tackles – (2016, 2) **Total: 2.**

CAREER HIGHS: Tackles – 8, at Carolina (9/24/17) and at New York Giants (9/30/18); **Solo Tackles** – 7, at Carolina (9/24/17) and at New York Giants (9/30/18); **Interceptions** – 1, at Miami (Wembley Stadium, 10/1/17); **Passes Defended** – 4, vs. Carolina (10/16/16); **Forced Fumbles** – 1, at New York Giants (9/18/16); **Fumble Recoveries** – 1, at Arizona (12/18/16).

POSTSEASON

Year	Team	GP	GS	Tot	TACKLES			Yds	INTERCEPTIONS					FUMBLES		
					Solo	Asst	Sk		No	Yds	Lg	TD	PD	FF	FR	Yds
2017	New Orleans	2	2	13	9	4	0.0	0.0	0	0	0	0	1	0	0	0
2018	New Orleans	1	0	0	0	0	0.0	0.0	0	0	0	0	0	0	0	0
NFL Totals		3	2	13	9	4	0.0	0.0	0	0	0	0	1	0	0	0

CAREER HIGHS: Tackles – 7, vs. Carolina (1/7/18); **Solo Tackles** – 5, vs. Carolina (1/7/18); **Interceptions** – 0; **Passes Defended** – 1, vs. Carolina (1/7/18); **Forced Fumbles** – 0; **Fumble Recoveries** – 0.



MARCUS DAVENPORT

HEIGHT: 6-6 • WEIGHT: 265
COLLEGE: TEXAS-SAN ANTONIO
JOINED SAINTS: DT-18
NFL EXPERIENCE: 2
BORN: 9/4/96

92
DE

NFL CAREER – The 14th overall selection in the 2018 NFL Draft, Davenport worked his way into the Saints defensive line rotation and had posted four sacks through the first seven games, before being sidelined for three contests with a toe injury. Davenport returned to the New Orleans lineup and would end up finishing the season playing in 13 games, recording 22 tackles (12 solo), 4.5 take-downs, two passes defenses and one forced fumble.

CAREER TRANSACTIONS - Signed to a four-year contract, 5/10/18; Selected in the first round (14th overall) of the 2018 NFL Draft.

HONORS - **2018:** PFWA All-Rookie.

2018 - Appeared in 13 regular season games, missing three with a toe injury, posting 22 tackles (12 solo), 4.5 sacks for 32 yards lost, two passes defended and a forced fumble. Tied for third on New Orleans in sacks...Recorded one solo tackle and his first career sack at Atlanta, Sept. 23...Had three tackles (two solo), a sack, pass defended and a forced fumble vs. Washington, Oct. 8...Had career-high two sacks vs. Minnesota, Oct. 28...After missing the next three games with the toe injury, returned to action on Thanksgiving vs. Atlanta, Nov. 22 and posted an assisted tackle...Posted a career-high four tackles (two solo) at Tampa Bay, Dec. 9...Posted two tackles (one solo) at Carolina, Dec. 17...Had a split sack and three tackles (one solo), in regular season finale vs. Carolina, Dec. 30...Appeared in both postseason contests...In the NFC Divisional Playoff game vs. Philadelphia, 1/13/19, played on defense and had a solo tackle...In NFC Championship game vs. L.A. Rams, 1/20/19, had three tackles (two solo).

COLLEGE - During his four collegiate seasons at Texas-San Antonio, Davenport notched career totals of 186 tackles (97 solo), 22 sacks, 38 tackles for loss, six forced fumbles, two fumble recoveries, one returned for a touchdown and eight passes defended, finishing his career as the school's all-time leader for stops for loss, takedowns and quarterback hurries (21)...Tabbed 2017 Conference USA Defensive Player of the Year and a first-team All-Conference selection as senior...Member of the Chuck Bednarik Award and Wuerffel Trophy watch lists...Posted 55 tackles (30 solo) and set school records with 17.5 tackles for loss, 8.5 sacks, eight QB hurries, four pass breakups, three forced fumbles and a fumble return for a touchdown...Posted at least one tackle for loss in eight different contests...In 2016, second-team All-Conference USA selection played in all 13 games (12 starts) and led the squad's defensive linemen with 68 tackles (31 solo), including ten for loss, a team-leading marks of 6.5 sacks and a program-record eight quarterback hurries...Finished season strong by posting 38 stops, seven tackles for loss and 4.5 sacks in the last six outings...In 2015, earned honorable mention All-Conference USA honors...Started 11 contests and recorded 49 tackles (30 solo) and ranked second on team with 7.5 tackles for loss and four sacks...Also racked up four QB hurries, three pass breakups and two forced fumbles...In 2014, saw action in the first 11 games and registered 14 tackles and three sacks...Graduated with a degree in multidisciplinary studies.

PERSONAL - First-team All-District 27-5A performer at John Paul Stevens (San Antonio, Texas) HS, where he recorded 73 tackles, including ten stops for loss, six sacks and six passes defended as senior in 2013...Earned second-team All-District as a junior in 2012 after racking up 42 stops...Also an area qualifier in the 1,600m relay and shot put in track and field along with playing for the basketball team...Davenport has multiple family members from New Orleans including father, Ron and grandfather Dr. Artis Davenport II, a member of the Allstate Sugar Bowl's Greater New Orleans Sports Hall of Fame and the U.S. Track & Field and Cross

VETERANS

Country Coaches Association Hall of Fame for a legendary career as head coach of Southern University of New Orleans' track and field team...Dr. Davenport is a member of the inaugural SUNO Athletic Hall of Fame class, where his men's outdoor teams won NCAA Division III national championships three times, as well as NAIA Division I women's indoor and outdoor championships in 1995 and 1997... Dr. Davenport also coached at Dillard and Alcorn State and served in the United States Army as an infantry officer...Marcus' father also served in the Air Force... Played in the 2019 Saints Hall of Fame Golf Tournament...Marcus James Davenport was born on September 4, 1996 in San Antonio, Texas.

MARCUS DAVENPORT

Year	Team	GP	GS	Tot	TACKLES			Yds	INTERCEPTIONS					FUMBLES		
					Solo	Asst	Sk		No	Yds	Lg	TD	PD	FF	FR	Yds
2018	New Orleans	13	0	22	12	10	4.5	32.0	0	0	0	0	2	1	0	0
NFL totals		13	0	22	12	10	4.5	32.0	0	0	0	0	2	1	0	0

CAREER HIGHS: Tackles – 4, at Tampa Bay (12/9/18); Solo Tackles – 2 (2x), at Minnesota (10/28/18) and at Tampa Bay (12/9/18); Sacks – 2, at Minnesota (10/28/18); Passes Defensed – 1 (2x), vs. Tampa Bay (9/9/18) and vs. Washington (10/8/18); Forced Fumbles – 1, vs. Washington (10/8/18); Fumble Recoveries – 0.

POSTSEASON

Year	Team	GP	GS	Tot	TACKLES			Yds	INTERCEPTIONS					FUMBLES		
					Solo	Asst	Sk		No	Yds	Lg	TD	PD	FF	FR	Yds
2018	New Orleans	2	0	4	3	1	0.0	0.0	0	0	0	0	0	0	0	0
NFL Totals		2	0	4	3	1	0.0	0.0	0	0	0	0	0	0	0	0

POSTSEASON CAREER HIGHS: Tackles – 3, vs. L.A. Rams (1/20/19); Sacks – 0; Interceptions – 0; Passes Defensed – 0; Forced Fumbles – 0; Fumble Recoveries – 0.



DEMARIO DAVIS

HEIGHT: 6-2 • WEIGHT: 248
COLLEGE: ARKANSAS STATE
JOINED SAINTS: UFA-18 (NYJ)
NFL EXPERIENCE: 8
BORN: 1/11/89

56

LB

NFL CAREER – In his first season with the Black and Gold, Demario Davis supplied an instant impact to the Saints defense, being named a defensive captain and helping New Orleans finish ranked second in the league against the run. This dependable and sure-tackling defender came to New Orleans from the New York Jets and opened all 16 games, posting a team-high 110 tackles, five sacks, four passes defensed, two forced fumbles and one fumble recovery. For his career, the Brandon, Miss. native has appeared in 112 games with 98 starts for the Saints, Jets (2012-15, 2017), and Cleveland Browns (2016), recording 770 tackles (503 solo), 18.5 sacks, one interception, 21 passes defensed, three forced fumbles, six fumble recoveries and 24 special team stops.

CAREER TRANSACTIONS – Signed by Saints to three-year contract (UFA-NYJ), 3/19/18; Traded by Browns to Jets in exchange for S Calvin Pryor, 6/1/17; Signed by Browns to two-year contract (UFA-NYJ), 3/16/16; Signed four-year contract with Jets, 6/1/12; Selected by the New York Jets in the third round (77th overall) of the 2012 NFL Draft.

HONORS – **2018:** NFC Defensive Player of the Week (Week Four).

2018 – Started all 16 games and both postseason contests for the Saints at weakside linebacker...Posted a team-high 110 tackles (74 solo), tied a career-high with five sacks and added four passes defended, two forced fumbles and one fumble recovery...Recorded eight tackles (five solo) in season opener vs. Tampa Bay, Sept. 9...Recorded nine tackles (three solo) and a forced fumble, playing a key role in a run-stopping effort where New Orleans gave up only 3.4 yards per carry vs. Cleveland, Sept. 16...Finished with a team-leading nine tackles (six solo) and one quarterback hit, helping lead a front seven in a run-stopping effort that surrendered only 48 yards rushing on 22 carries (2.2 avg.) at Atlanta, Sept. 23...Recorded team-high 11 tackles (nine solo) and tied a career-high with two sacks with Saints giving up only 299 total net yards, at N.Y. Giants, Sept. 30, earning NFC Defensive Player of the Week...Recorded six tackles (five solo) as Saints gave up only 39 yards rushing on 18 attempts (2.2 avg.), vs. Washington, Oct. 8...Finished with six tackles (five solo) and one pass defended, as New Orleans gave up only 77 yards rushing on 23 carries (3.3 avg.), at Baltimore, Oct. 21...Finished with six tackles (five solo) in Sunday night win at Minnesota, Oct. 28, as New Orleans surrendered only 85 yards rushing on 22 attempts (3.9 avg.)...Finished with a team-high seven tackles (five solo) vs. L.A. Rams, Nov. 4...Finished with five tackles (three solo) to tie for team lead at Cincinnati, Nov. 11...Finished with three solo tackles vs. Philadelphia, Nov. 18...Finished with six tackles (five solo), a sack for seven yards, and a forced fumble vs. Atlanta, Nov. 22...Finished with 11 tackles (five solo) at Dallas, Nov. 29...Finished with eight tackles (seven solo) and one pass defended at Tampa Bay, Dec. 9...Led the team with eight tackles (four solo), including one sack at Carolina, Dec. 17. Also recorded two passes defended. Reached the century mark in tackles for fifth time at Carolina...Recorded fifth sack of season, tying his career-high, vs. Pittsburgh, Dec. 23. On the Steelers' final play from scrimmage, a first-and-ten from the New Orleans 42-yard line, recovered a fumble at the New Orleans 35 to clinch the win. Finished with three total tackles...Finished with four tackles (one solo) to end regular season with a team-high 110 stops vs. Carolina, Dec. 30...Making his playoff debut in the NFC Divisional Playoff vs. Philadelphia, 1/13/19, Davis led the Saints' defense with eight tackles...In the NFC Championship vs. L.A. Rams, 1/20/19, led team with 14 tackles (10 solo), a one-yard interception return and a pass defended. **2017** – Started all 16 games for the Jets at inside linebacker for New York and posted team-best and career-high 165 tackles (112 solo), a career-best five sacks, tied for second in the NFL among inside linebackers, three passes defended and one fumble recovery...In his first game back at Buffalo, Sept. 10, Davis led the team in tackles (14). Also added a half-sack, split with teammate LB Josh Martin...At Cleveland, Oct. 8, led the Jets in tackles for fifth straight week (nine), adding team-high four quarterback hits, one which was a hit on QB Kevin Hogan, leading to an interception by

2018 GAME BY GAME

DEFENSE

Date	Opp.	GP	ST	SOLO	AST	TOT	SACK / YDS	INT / YDS	PD	FF	FR
9/9	TB	X	X	5	3	8	0.0 / 0.0	0 / 0	0	0	0
9/16	CLE	X	X	3	6	9	0.0 / 0.0	0 / 0	0	1	0
9/23	@ATL	X	X	6	3	9	0.0 / 0.0	0 / 0	0	0	0
9/30	@NYG	X	X	9	2	11	2.0 / 17.0	0 / 0	0	0	0
10/8	WAS	X	X	5	1	6	0.0 / 0.0	0 / 0	0	0	0
10/21	@BAL	X	X	5	1	6	0.0 / 0.0	0 / 0	1	0	0
10/28	@MIN	X	X	5	1	6	0.0 / 0.0	0 / 0	0	0	0
11/4	LAR	X	X	5	2	7	0.0 / 0.0	0 / 0	0	0	0
11/11	@CIN	X	X	3	2	5	0.0 / 0.0	0 / 0	0	0	0
11/18	PHI	X	X	3	0	3	0.0 / 0.0	0 / 0	0	0	0
11/22	ATL	X	X	5	1	6	1.0 / 7.0	0 / 0	0	1	0
11/29	@DAL	X	X	5	6	11	0.0 / 0.0	0 / 0	0	0	0
12/9	@TB	X	X	7	1	8	0.0 / 0.0	0 / 0	1	0	0
12/17	@CAR	X	X	4	4	8	1.0 / 10.0	0 / 0	2	0	0
12/23	PIT	X	X	3	0	3	1.0 / 9.0	0 / 0	0	0	1
12/30	CAR	X	X	1	3	4	0.0 / 0.0	0 / 0	0	0	0
2018 Season		16	16	74	36	110	5.0 / 43.0	0 / 0	4	2	1

teammate CB Morris Clairborne...Tied teammate LB Darron Lee for team lead in tackles (11) and added fourth quarter nine-yard sack at Miami, Oct. 22...Vs. Buffalo, Nov. 2, tied Lee for the team lead in tackles with 11. Davis added a three-yard sack of QB Tyrod Taylor in the second quarter and a fourth quarter recovery of a fumble by Taylor that set up a touchdown on the next play...Vs. Carolina, Nov. 12, for eighth time of season, Davis led the Jets in tackles with 14. In the third quarter with Carolina backed up at their own 14-yard line, Davis recorded a third down sack to force a punt...At Denver, Dec. 10, Davis recorded a career-high 16 tackles, including one stop for loss and a half-sack, split with fellow LB David Bass. The sack brought Davis' total to a team-best five, the most he recorded in a single season in his six-year career. **2016** - Voted as a season-long captain by his teammates in his only season in Cleveland, who signed him in the offseason as an unrestricted free agent from the New York Jets...Finished second on team with 99 tackles and added 2.0 sacks, two passes defended and one forced fumble. Dec. 18, at Buffalo, recorded ten tackles, tying his season-high for third time in 2016... Nov. 10 at Baltimore, Registered first sack of season and finished the game with three tackles...Nov. 6 vs. Dallas, forced first fumble of season, jarring the ball loose from RB Ezekiel Elliott, while matching a season-high with ten tackles. **2015** - Started all 16 games and finished with a team-high 118 tackles, five passes defended, 2.0 sacks and a fumble recovery for Jets. Dec. 13 vs. Tennessee, earned his second sack of the season when he took down QB Marcus Mariota for a loss of 13 yards on fourth down to halt a Titans fourth quarter drive...Nov. 12 vs. Buffalo, tied for the team lead with nine tackles (seven solo) and registered his first sack of the season, bringing down Taylor for one-yard loss...Oct. 4 at Miami, recorded three passes defended, four tackles and two QB hurries...Nov. 27 vs. Philadelphia, registered 15 total tackles (including two for loss)...Recovered a fumble by RB Ryan Mathews, which was forced by fellow LB David Harris. **2014** - Started all 16 games for Jets...Recorded 125 tackles, 3.5 sacks, six passes defended and two fumble recoveries...Dec. 28 at Miami, in the fourth quarter, sacked QB Ryan Tannehill for a loss of seven yards and increased single-season sack total to 3.5. Finished with four tackles, one sack and one fumble recovery...

Dec. 21 vs. New England, combined with S Antonio Allen to bring down QB Tom Brady for a loss of eight yards...Also tallied 12 tackles, a pass defended and a QB hit...Sept. 22 vs. Chicago, led the team with 12 total tackles and also recorded a half sack for loss of 0.5 yards, recovered a fumble and broke up a pass...Sept. 14 at Green Bay, recorded his first-career multi-sack performance, finishing with two sacks of QB Aaron Rodgers for loss of 22 yards...Also totaled seven tackles (including two for loss), three QB hits and one QB hurry. **2013** - Started all 16 games for the Jets, ranking second on the team with 120 tackles (75 solo)...Recorded one sack and one interception...Nov. 2 vs. New Orleans, recorded his first-career interception when he picked off a QB Drew Brees pass intended for TE Benjamin Watson in the first quarter...Sept. 22 vs. Buffalo, amassed nine tackles (including one for loss)...Recorded his first career sack when he dropped QB E.J. Manuel for a three-yard loss...Sept. 8, vs. Tampa Bay, logged seven tackles, including a TD-saving run-down of WR Vincent Jackson to help win game.

2012 - Played in all 16 games with three starts as rookie. For the Jets, finished second on the team with 16 special teams tackles...Recorded 33 defensive tackles (21 solo) and a fumble recovery...Nov. 22 vs. New England, recorded season-high eight tackles...Oct. 21 at New England, made first NFL start, recording seven tackles.

COLLEGE - Played in 48 career games at Arkansas State, starting the final 37. Amassed 230 career tackles, seven sacks, five forced fumbles and three fumble recoveries, including one returned 53 yards for a touchdown...Added seven passes defended and four interceptions, including a 75-yard TD...Three-time All-Sun Belt Conference...Earned degree in communications...Named to Arkansas State's Athletic Director's Honor Roll and Sun Belt Conference Academic Honor Roll multiple times.

PERSONAL - Prepped at Brandon (Miss.) HS and led the team to its 14th play-off appearance in a 16-year period...Recorded 81 tackles, six interceptions and one sack as senior...2006 All-Region 3-5A, Mississippi Athletic Conference first team All-State and *Clarion Ledger* All-Metro selection...Played mostly wide receiver as sophomore and junior...Recorded four touchdowns and 386 receiving yards as a senior team captain...Starter on the basketball team and competed in the high jump with the track & field team...The cousin of the late Steve McNair, the standout quarterback for the Tennessee Titans (1995-2005) and Baltimore Ravens (2006-07)...Held an internship with the United Way in Washington D.C. in 2017...Participated in the Willie Colon Alliance for Lupus Research (ALR) Golf Outing, benefiting the ALR Jean Davis Research Grant...Partnered with Saks Fifth Avenue as part of the "Taste of the New York Jets" on a fashion show with teammates to raise funds for the Food Bank for New York City...Founded the Devoted Dreamers Academy and hosts annual youth summer camps for middle school youth in Jackson...Received the Athletes In Action 2018 Call To Courage Award, which honors an NFL Player who displays exemplary character and leadership and a strong commitment to Christian Faith...An active participant in the team's social justice initiatives in the New Orleans community...In December, gifted a handicapped accessible van for the family of a teenager Sam Butler, who he befriended, who is recovering from a shooting...Distributed Christmas gifts to un-

VETERANS

derprivileged children on behalf of the Fore Kids Foundation...In the 2019 offseason, partnered with the United Way to help raise money for those affected by the Flint, Mich. water crisis, personally visiting Flint...Participated in the 2019 Saints Hall of Fame Golf Tournament...Born on January 11, 1989 in Collins, Miss.

DEMARIO DAVIS

Year	Team	GP	GS	Tot	TACKLES			Yds	INTERCEPTIONS					FUMBLES		
					Solo	Asst	Sk		No	Yds	Lg	TD	PD	FF	FR	Yds
2012	N.Y. Jets	16	3	33	21	12	0.0	0.0	0	0	0	0	0	0	1	0
2013	N.Y. Jets	16	16	120	75	45	1.0	3.0	1	0	0	0	1	0	0	0
2014	N.Y. Jets	16	16	125	87	38	3.5	33.0	0	0	0	0	6	0	2	0
2015	N.Y. Jets	16	16	118	75	43	2.0	14.0	0	0	0	0	5	0	1	0
2016	Cleveland	16	15	99	59	40	2.0	20.0	0	0	0	0	2	1	0	0
2017	N.Y. Jets	16	16	165	112	53	5.0	21.5	0	0	0	0	3	0	1	12
2018	New Orleans	16	16	110	74	36	5.0	43.0	0	0	0	0	4	2	1	0
NFL totals		112	98	770	503	267	18.5	134.5	1	0	0	0	21	3	6	12
Saints totals		16	16	110	74	36	5.0	43.0	0	0	0	0	4	2	1	0


ADDITIONAL STATISTICS: Special Teams Tackles – (2012, 16); (2013, 6); (2014, 2) **Total: 24.**

CAREER HIGHS: Tackles – 16, at Denver (12/10/17); Sacks – 2, at Green Bay (9/14/14) and at N.Y. Giants (9/30/18); Interceptions – 1, vs. New Orleans (11/3/13); Passes Defended – 3, at Miami (10/4/15); Forced Fumbles – 1 (3x), last vs. Atlanta (11/22/18); Fumble Recoveries – 1 (6x), last vs. Pittsburgh (12/23/18).

POSTSEASON

Year	Team	GP	GS	Tot	TACKLES			Yds	INTERCEPTIONS					FUMBLES		
					Solo	Asst	Sk		No	Yds	Lg	TD	PD	FF	FR	Yds
2018	New Orleans	2	2	22	15	7	0.0	0.0	1	1	1	0	1	0	0	0
NFL Totals		2	2	22	15	7	0.0	0.0	1	1	1	0	1	0	0	0

POSTSEASON CAREER HIGHS: Tackles – 14, vs. L.A. Rams (1/20/19); Sacks – 0; Interceptions – 1, vs. L.A. Rams (1/20/19); Passes Defended – 1, vs. L.A. Rams (1/20/19); Forced Fumbles – 0; Fumble Recoveries – 0.



MATT DAYES

HEIGHT: 5-9 • WEIGHT: 205
COLLEGE: NORTH CAROLINA STATE
JOINED SAINTS: FA-19
NFL EXPERIENCE: 3
BORN: 9/3/94

30
RB

NFL CAREER – Originally selected by the Cleveland Browns in the seventh-round (252nd overall) of the 2017 draft, Dayes joins the Saints after playing in seven games with the San Francisco 49ers in 2018 and contributing on special teams with two tackles. In 2017 with the Cleveland Browns, Dayes served as the Browns' primary kickoff returner, bringing back 18 kicks for 437 yards, adding eight coverage stops.

CAREER TRANSACTIONS – Signed by Saints 5/28/19; Waived by San

San Francisco 49ers 5/6/19; Promoted to 49ers active roster 11/12/18; Signed to San Francisco practice squad 10/9/18; Waived by Cleveland 9/1/18; Signed by Cleveland to a four-year contract, 5/11/17; Selected in the seventh round of the 2017 NFL Draft (252nd overall) by the Cleveland Browns.

2018 - Appeared in seven games for the 49ers mostly on special teams, accounting for two tackles...Posted one special teams stop at Seattle, Dec. 2...Also returned one kickoff for 17 yards vs. Chicago, Dec. 23. **2017** - Played in all 16 games for the Browns, rushing for 13 yards on five carries along with four receptions for 29 yards. Contributed on special teams, accounting for eight tackles and returning 18 kickoffs for 437 yards (24.3 avg.).

COLLEGE - Appeared in 45 games for North Carolina State and ended his college career with ranked fourth all-time in school history with 2,856 rushing yards and third all-time with 34 career rushing touchdowns...Played in all 13 games as a senior in 2016, finishing third in the ACC with 1,166 rushing yards on 249 carries and ten TDs...As a junior in 2015, he ran the ball 134 times for 883 yards and 12 TDs...In his sophomore season, he rushed for 596 yards and eight TDs on 104 carries...As a true freshman in 2013, he ran for 265 yards and four TD's on 63 attempts...Graduated with a bachelor's degree in sociology.

PERSONAL - Attended Cypress Bay (Weston, Fla.) HS where he was named the Broward County Player of the Year his senior year accounting for 1,864 yards and 31 touchdowns...Born on Sept. 3, 1994 in Montego Bay, Jamaica.

MATT DAYES

Year	Team	GP	GS	RUSHING					RECEIVING				
				Att	Yds	Avg	Lg	TD	No	Yds	Avg	Lg	TD
2017	Cleveland	16	0	5	13	2.6	4	0	4	29	7.3	15	0
2018	San Francisco	7	0	0	0	-	-	0	0	0	-	-	0
NFL Totals		23	0	5	13	2.6	4	0	4	29	7.3	15	0

Year	Team	No	FC	PUNT RETURNS				KICKOFF RETURNS				
				Yds	Avg	Lg	TD	No	Yds	Avg	Lg	TD
2017	Cleveland	0	0	0	-	-	0	18	437	24.3	71	0
2018	San Francisco	0	0	0	-	-	0	1	17	17.0	17	0
NFL Totals		0	0	0	-	-	0	19	454	23.9	71	0

ADDITIONAL STATISTICS: Special Teams Tackles - (2017, 8); (2018, 2) **Total: 10.**

CAREER HIGHS: Receptions - 2, vs. Pittsburgh (9/10/17); **Receiving Yards** - 15, vs. Minnesota (10/29/17); **Long Reception** - 15, vs. Minnesota (10/29/17); **Rushes** - 3, vs. Pittsburgh (9/10/17); **Rushing Yards** - 7, vs. Pittsburgh (9/10/17); **Long Rush** - 4, at Chicago (12/24/17); **Total Yards From Scrimmage** - 16, vs. Pittsburgh (9/10/17); **Punt Returns** - 0; **Punt Return Yards** - 0; **Long Punt Return** - 0; **Kickoff Returns** - 5, at Cincinnati (11/26/17); **Kickoff Return Yards** - 105, vs. Minnesota (10/29/17); **Long Kickoff Return** - 71, vs. Minnesota (10/29/17); **All-Purpose Yards** - 120, vs. Minnesota (10/29/17).



NICK EASTON

HEIGHT: 6-3 • WEIGHT: 303
COLLEGE: HARVARD
JOINED SAINTS: UFA-19 (MIN)
NFL EXPERIENCE: 5
BORN: 6/16/92

62
C/G

NFL CAREER - Originally signed as an undrafted free agent by the Baltimore Ravens out of Harvard in 2015, Easton was acquired by the San Francisco 49ers at the end of the preseason. The Lenoir, N.C. native was acquired by the Minnesota Vikings in the 2016 midseason and opened the last five games at center. In 2017, Easton opened the first 12 games on the interior for the NFC North champions. Easton is expected to compete for the starting center position.

CAREER TRANSACTIONS - Agreed to terms with the Saints on a four-year contract (UFA-Min.), 3/20/19; Placed on Injured Reserve by the Vikings, 8/13/18; Re-signed by the Vikings to a one-year contract (RFA), 4/16/18; Placed on Injured Reserve by the Vikings, 12/26/17; Acquired by the Vikings from the 49ers in exchange for LB Gerald Hodges, 10/6/15; Acquired by the 49ers from the Ravens in exchange for future considerations, 9/5/15; Signed by the Ravens as an undrafted free agent, 5/8/15.

2018 - Missed season (neck). **2017** - Opened 11 games at LG and one at C before being placed on Injured Reserve (leg), Dec. 26...Started at LG at Green Bay, Dec. 23, but left due to injury...Helped Vikings clinch the NFC North title, as he started at LG vs. Cincinnati, Dec. 17...Started at C in place of an injured Pat Elflein at Carolina, Dec. 10...Started at LG at Atlanta, Dec. 3, and protected QB Case Keenum as he tallied his fourth consecutive game with a passer rating over 100.0...Returned from injury to start at LG vs. L.A. Rams, Nov. 19...Inactive Weeks 6-8 (calf)...Started at LG at Chicago, Oct. 9, and vs. Detroit, Oct. 1...Started at LG vs. Tampa Bay, Sept. 24, as the offense totaled 494 yards...Started at LG for first time on Monday Night Football vs. New Orleans, Sept. 11, for a unit that only allowed one sack and paved the way for RB Dalvin Cook to rush for 127 yards on 22 carries (5.8 avg). **2016** - Part of a unit that did not allow a sack in five contests (tied for most in NFL)...Started at C vs. Chicago, 1/1/17, at Green Bay, Dec. 24, and vs. Indianapolis, Dec. 18...Started at C for a line that didn't allow a sack, helping QB Sam Bradford complete 70.6% of his passes (24 of 34) for 292 yards, a TD and a 106.5 rating, at Jacksonville, Dec. 11...Replaced Joe Berger in lineup for first career start vs. Dallas, Dec. 1...Saw extended action at C for an injured Berger, competing on 43 offensive snaps, at Detroit, Nov. 24. Part of a line that did not allow a sack, helping Bradford complete 31 of 37 passes...Played ten offensive snaps, including Adam Thielen's three-yard TD reception, at Washington, Nov. 13...Was on the field for both Vikings TDs - one-yard pass to Kyle Rudolph and one-yard rush by Rhett Ellison - vs. Detroit, Nov. 6...Saw action from scrim-

mage at Chicago, Oct. 31...Competed on 13 offensive snaps in NFL debut, including a one-yard TD run by Matt Asiata, vs. Houston, Oct. 9...Inactive at Philadelphia, Oct. 23, vs. New York Giants, Oct. 3, at Carolina, Sept. 25, vs. Green Bay, Sept. 18, and at Tennessee, Sept. 11. **2015** - Spent final 12 regular-season games and Wild Card playoff with Vikings on 53-man roster, but inactive for each contest...Joined Vikings in trade, Oct. 6...Active for 49ers for two games but did not see action...Active for first career game as a 49er at Arizona, Sept. 27, but did not play...Dressed, but did not play vs. Green Bay, Oct. 4...Traded to San Francisco from Baltimore, Sept. 5...Joined Ravens as a free agent following the 2015 NFL Draft where he competed in the preseason.

COLLEGE - Appeared in 24 career games for Harvard...A first-team All-Ivy League, third-team FCS All-American and first-team FCS North All-American selection after starting all 10 contests in 2014...Also earned Academic All-Ivy League...Part of a Crimson O-line that protected QB Scott Hosch, allowing him to set career highs in attempts (176), completions (109), passing yards (1,428) and touchdowns (eight) en route to perfect 10-0 season...Helped pave the way for RB Paul Stanton Jr. to rush for career-high 990 yards on 147 attempts and 11 TDs...Saw action in 10 games as a junior in 2013, earning All-Ivy League first-team, College Sports Madness All-Ivy second-team and FCS All-New England team honors...Harvard O-line helped achieve an FCS Top 10 ranking for team passing efficiency (seventh overall) and allowed QB Conner Hempel to throw for a career-high 157 completions, 1,866 yards and 15 TDs...Did not participate on the football team in 2012...Appeared in four games as a sophomore in 2011...O-line helped the Crimson earn a FCS No. 2 ranking in scoring offense, tallying 374 points (37.4 avg) and 51 TDs...Line paved the way for RB Treavor Scales to rush for career highs in yards (847) and TDs (8)...Did not appear in any games in 2010...Graduated with an economics degree.

PERSONAL - Prepped at Hibriten (Lenoir, N.C.) HS, where he earned All-State and served as senior team captain, helping team to first-ever undefeated season...Two-time All-Conference and All-County...Also lettered in track and field...Standout in discus, earning conference and county titles...His grandfather served in the U.S. Army...Originally visited New Orleans as a teenager with his church youth group for a community service project following Hurricane Katrina.

NICK EASTON

Games Played/Started: Minnesota - (2016, 11/5); (2017, 12/12) **Totals: 23/17**



MARIO EDWARDS, JR.

HEIGHT: 6-3 • WEIGHT: 280
COLLEGE: FLORIDA STATE
JOINED SAINTS: UFA-19 (NYG)
NFL EXPERIENCE: 5
BORN: 1/25/94

97
DE

NFL CAREER - Originally selected by the Raiders in the second round (35th overall) of the 2015 NFL Draft out of Florida State, this versatile defensive lineman enters his fifth NFL season, his first with the New Orleans Saints. The Gautier, Mississippi native has appeared in 45 career games with 24 starts, totaling 82 tackles (60 solo), 7.5 sacks, four forced fumbles and three passes defended for the Raiders and Giants. In 2018, he appeared in 15 games for the Giants posting 14 tackles (12 solo), two sacks and one forced fumble.

CAREER TRANSACTIONS - Agreed to terms with the New Orleans Saints on a two-year contract (UFA-NYG), 3/15/19; Claimed by the New York Giants off waivers, 9/2/18; Waived by the Raiders, 9/1/18; Activated from Injured Reserve by the Raiders, 12/23/16; Placed by the Raiders on Injured Reserve-Designated to Return, 9/5/16; Placed by the Raiders on Injured Reserve, 12/23/15; Signed by the Raiders to a four-year contract, 6/19/15; Originally selected by the Oakland Raiders in the second round (35th overall) of the 2015 NFL Draft.

HONORS - **2015:** NFL.com All-Rookie team (Gil Brandt); Pepsi NFL Rookie of the Week (Week Ten).

2018 - Made his New York Giants debut by registering two solo tackles vs. Jacksonville, Sept. 9...Registered one solo tackle and one sack for a 10-yard loss at Houston, Sept. 23...Recorded one solo tackle at Carolina, Oct. 7...Recorded two tackles (one solo) on the defensive line vs. Washington, Oct. 28...Contributed two solo tackles and one forced fumble on the defensive line vs. Tampa Bay, Nov. 18...Had one solo tackle and one sack for a loss of seven yards on the defensive line at Philadelphia, Nov. 25...Recorded three solo tackles vs. Chicago, Dec. 2...Contributed on one tackle on the defensive line vs. Tennessee, Dec. 16...Saw action on the defensive line prior to leaving game with a calf injury at Indianapolis, Dec. 23...Inactive vs. Dallas, Dec. 30. **2017** - Started all 14 games he played in, missing two games (ankle)...Posted 23 tackles (15 solo) and a career-high 3.5 sacks...Sept. 10, at Tennessee, started and recorded his first sack of the year, combining with DT Justin Ellis to take down QB Marcus Mariota for a one-yard loss...Sept. 17 vs. N.Y. Jets, recorded one tackle and added a career-high 1.5 sacks. Sacked QB Josh McCown for a one-yard loss in the first quarter and split a takedown of McCown with DL Denico Autry in the third quarter, dropping McCown for a four-yard loss...Oct. 1, at Denver, recorded his third sack of the season, marking a single-season career high, as he took down Trevor Siemian for a

ten-yard loss...Oct. 15 vs. L.A. Chargers, active throughout the contest, posting season-high six tackles (four solo)...Oct. 29, at Buffalo, posted three tackles (two solo)...Nov. 5, at Miami, recorded two tackles and a half-sack, marking a single-season career-high of 3.5 takedowns. Split a sack of QB Jay Cutler with Bruce Irvin for a loss of two yards in the fourth quarter. **2016** - Played in two regular season games after being placed on Injured Reserve due to a hip injury suffered in the preseason...Was activated to the roster on Dec. 23...Played in the regular season's final two games, tallying four tackles (two solo) and started in his first career playoff game...Dec. 24, vs. Indianapolis, served as a rotational player on the defensive line in his first action of the season and recorded two tackles (one solo)...1/1/17 at Denver, tallied two stops (one solo)...In NFC Wild Card Playoff at Houston, 1/7/17, made his postseason debut, starting and registering five tackles (four solo). **2015** - Played in 14 games with 10 starts in his rookie season that was cut short by a neck injury...Started ten consecutive games at DE, DT and OLB before suffering a season-ending neck injury in Week 15...Racked up 41 tackles (30 solo), two sacks, two passes defended and three forced fumbles...Placed on Injured Reserve, Dec. 23...Named to Gil Brandt's NFL.com All-Rookie team...Oct. 4, at Chicago, played significant snaps on defense, posting his first career solo tackle. Credited with a forced fumble with a hit on TE Martellus Bennett in the first quarter...Oct. 11 at Denver, made his first career start at DT and was credited with six tackles (four solo) and shared his first career sack. Got to QB Peyton Manning for a four-yard loss on a fourth quarter drive...Nov. 15, vs. Minnesota, recorded an outstanding all-around performance, leading the team with a career-high 11 tackles (eight solo). Recorded his first full sack, dropping QB Teddy Bridgewater along the sideline for a six-yard loss and forcing a fumble in the first quarter. Earned Pepsi NFL Rookie of the Week...Nov. 22 at Detroit, posted three tackles (two solo) and one pass defended...Nov. 29, at Tennessee, totaled three tackles (two solo)...Dec. 6 vs. Kansas City, shared a sack of QB Alex Smith for a four yard-yard loss on the Chiefs' opening drive of the game. Finished the game with one solo tackle...Dec. 13 at Denver, poked the ball away from RB Ronnie Hillman on a second quarter swing pass, forcing a fumble and notching a tackle for a five-yard loss. Batted a QB Brock Osweiler pass down in the third quarter. Credited with four tackles (three solo).

COLLEGE - Played three years at Florida State from 2012-14...Appeared in 36 games with 26 starts, primarily at defensive end...Also saw action at DT, JLB and FB in some jumbo goal-line packages...Totaled 89 tackles, 23 tackles for loss, eight sacks, seven passes defended, three forced fumbles and two fumble recoveries...Started all 13 games as a junior, totaling 11 tackles for loss on the season...Named All-ACC First Team by the coaches and media...Earned *Sports Illustrated* second-team All-American in 2014...Two-time ACC Defensive Lineman of the Week...Established career-high marks in tackles (44), passes defended (five) and forced fumbles (two)...As a sophomore, started at RDE for the nation's third-ranked total defense (281.4 ypg.) and number one scoring defense (12.1 ppg.)...Named one of the conference's top defensive linemen by league coaches as a third-team All-ACC selection...Made 11 starts and appeared in 12 games as a sophomore, totaling 28 tackles (19)...Made two fumble recoveries, one returned for a TD, one forced fumble, 9.5 tackles for loss, 3.5 sacks and one inter-

ception...Had a monster performance in the BCS National Championship Game, totaling a career-high three tackles for loss including a sack...As a freshman, appeared in 11 games with two starts...Projected to redshirt in 2012, but was forced into action due to injury...Became the only true freshman to register a start for the Seminoles on defense.

PERSONAL - Attended two different high schools in Denton, Texas and was the near-consensus top rated prospect in the nation...Was a three-sport star athlete in football, baseball and track at Prosper High School, starting at defensive end for the state champion Eagles...Recorded 69 tackles and three sacks as a freshman on top of catching 17 passes for 361 yards and three TDs...Transferred to Billy Ryan High School for his junior and senior seasons...As a junior, recorded 127 tackles, 50 tackles for loss and 18 sacks, leading the school to a state runner-up finish...Named the Texas Class 4A Defensive Player of the Year by the *Associated Press* in 2011...As a senior, recorded 72 tackles and 11 sacks...Named the *USA Today* High School Defensive Player of the Year...Earned All-American honors from *USA Today*, *Parade*, *Sports Illustrated* (second team) and ESPN...One of just four players given a perfect 100 rating by 247Sports, being named their 2012 Defensive Player of the Year...Listed as No. 1 prospect by ESPN, Scout and 247Sports and no. 3 by Rivals.com...Also competed as a shot putter in his final two years of high school, recording a top throw of 15.08 meters, finishing first in the 2012 Richardson Invitational...Father, Mario Edwards Sr., was also a former FSU star and played five NFL seasons as a CB, four with the Dallas Cowboys (2000-03) and one with the Tampa Bay Buccaneers (2004), currently serving as a senior defensive analyst at his alma mater.

MARIO EDWARDS JR.

Year	Team	GP	GS	Tot	TACKLES			Yds	INTERCEPTIONS					FUMBLES		
					Solo	Asst	Sk		No	Yds	Lg	TD	PD	FF	FR	Yds
2015	Oakland	14	10	41	31	10	2.0	10.0	0	0	-	0	3	3	0	0
2016	Oakland	2	0	4	2	2	0.0	0.0	0	0	-	0	0	0	0	0
2017	Oakland	14	14	23	15	8	3.5	14.5	0	0	-	0	0	0	0	0
2018	N.Y. Giants	15	0	14	12	2	2.0	17.0	0	0	-	0	0	1	0	0
NFL Totals		45	24	82	60	22	7.5	41.5	0	0	-	0	3	4	0	0

CAREER HIGHS: Tackles – 11, vs. Minnesota (11/15/15); Solo tackles – 8, vs. Minnesota (11/15/15); Sacks – 1.5, vs. N.Y. Jets (9/17/17); Interceptions – 0; Passes Defensed – 1, (3x), last at Denver (12/13/15); Forced Fumbles – 1 (3x), last vs. Tampa Bay 11/18/18; Fumble Recoveries – 0.

POSTSEASON

Year	Team	GP	GS	Tot	TACKLES			Yds	INTERCEPTIONS					FUMBLES		
					Solo	Asst	Sk		No	Yds	Lg	TD	PD	FF	FR	Yds
2016	Oakland	1	1	5	4	1	0.0	0.0	0	0	-	0	0	0	0	0
NFL Totals		1	1	5	4	1	0.0	0.0	0	0	-	0	0	0	0	0

CAREER HIGHS: Tackles – 5, at Houston (1/7/17); Solo tackles – 4, at Houston (1/7/17); Sacks – 0; Interceptions – 0; Passes Defensed – 0; Forced Fumbles – 0; Fumble Recoveries – 0.



TED GINN JR.

HEIGHT: 5-11 • WEIGHT: 180
COLLEGE: OHIO STATE
JOINED SAINTS: UFA-17 (CAR)
NFL EXPERIENCE: 13
BORN: 4/12/85

19
WR

NFL CAREER - Blessed with a combination of speed and elusiveness, Ted Ginn Jr. enters his 13th NFL season, his third with the Black and Gold. Originally the ninth overall selection in the 2007 NFL Draft by the Miami Dolphins, Ginn is one of only 10 players in NFL history to register two kickoff returns for touchdowns in the same game and the versatile threat has also developed into a playmaker on offense. He has appeared in 171 regular season contests and started 74 games for Miami (2007-09), San Francisco (2010-12), Arizona (2014), Carolina (2013, 2015-16) and New Orleans (2017-), posting career totals of 379 receptions for 5,281 yards (13.9 avg.) with 31 touchdowns and has rushed 65 times for 468 yards with two touchdowns. On special teams, Ginn has returned 257 punts for 2,600 yards (10.1 avg.) with four touchdowns and brought back 306 kickoffs for 6,899 yards (22.5 avg.) with three touchdowns.

CAREER TRANSACTIONS - Activated by the New Orleans Saints from Injured Reserve, 12/22/18; Placed by New Orleans on Injured Reserve, 10/18/18; Agreed to terms with New Orleans on a three-year contract (UFA-Car.), 3/10/17; Signed by the Carolina Panthers to a two-year contract, 3/9/15; Released by the Arizona Cardinals, 2/23/15; Signed by Arizona to a three-year contract (UFA-Car.), 3/14/14; Signed by Carolina to a one-year contract (UFA-SF), 3/22/13; Re-signed by the San Francisco 49ers to a one-year contract, 3/23/12; Acquired by San Francisco from the Miami Dolphins in exchange for a fifth-round draft choice, 4/16/10; Signed by Miami to a five-year contract, 7/27/10; Selected in the first round (ninth overall) of the 2007 NFL Draft by Miami.

HONORS - **2014:** NFC Special Teams Player of the Week (Week One); **2011:** NFC Special Teams Player of the Week (Week 11); **2009:** AFC Special Teams Player of the Month (November), AFC Special Teams Player of the Week (Week Eight); **2007:** Pepsi NFL Rookie of the Week (Week 11).

2018 - Played in five games with three starts recording 17 receptions for 209 yards (12.3 avg.) and two touchdowns. Started both postseason games, tallying a total of six catches for 102 yards...Carried the ball once for five yards and hauled in five passes for 68 yards and a touchdown vs. Tampa Bay, Sept. 9...Was placed on IR, Oct. 18 and returned to action vs. Pittsburgh on Dec 23, posting five receptions for 74 yards...In NFC Championship vs. L.A. Rams, 1/20/19, caught a fourth quarter 43-yard pass to set up a field goal. **2017** - Appeared in 15 regular season games with 10 starts recording 53 receptions for 787 yards (14.8 avg.) and four touchdowns. Started both playoff contests and finished with 12 receptions

for 187 yards, an 80-yard touchdown reception and an 11-yard rush...In his Saints debut in the opener at Minnesota, Sept. 11, caught four passes for 53 yards, carried once for five yards and returned a punt...In return to Carolina, Sept. 24, where he played for three seasons, caught two passes for 44 yards, including a 40-yard touchdown grab, his first as a Saint, carried once for 15 yards and returned a punt 15 yards...Vs. Detroit, Oct. 15, Caught four passes for 66 yards with a touchdown, rushed once for three yards, brought back two punts for six yards and returned two kickoffs for 26 yards...At Green Bay, Oct. 22, he caught game-high and team-high seven receptions for 141 yards, including grabs for 40- and 47 yards, also returning a punt for seven yards...Vs. Chicago, Oct. 29, he had four receptions for 66 yards, including a 53-yard reception and returned three punts for 22 yards...Vs. Tampa Bay, Nov. 5, posted four receptions for 59 yards, including a 36-yard touchdown grab...Vs. Washington, Nov. 19, finished with six receptions for 87 yards...At L.A. Rams, Nov. 26, he recorded a team-high seven receptions for 71 yards and returning a missed field goal 32 yards...Vs. Atlanta, Dec. 24, Ginn rushed two times for 14 yards and caught four passes for team-high 76 yards, including a second quarter 54-yard TD. Recovered an onside kick in fourth quarter...In NFC Wild Card Playoff vs. Carolina, 1/7/18, started in a three-WR set and caught four passes for a postseason career-high 115 yards, including a postseason career-long 80-yard touchdown grab...In NFC Divisional Playoff at Minnesota, 1/14/18, rushed once for 11 yards and had a game-high and a postseason career-high eight receptions for 72 yards. **2016** - Appeared in 16 games with eight starts recording 54 receptions for 752 yards (13.9 avg.) and four touchdowns. All four of his receiving touchdowns were all at least 30 yards or more. Ginn recorded a touchdown of at least 40 yards or more in three consecutive games from weeks 11 to 13. Also rushed 14 times for 98 yards, returned 29 punts for 202 yards and brought back 18 kickoffs for 391 yards (21.7 avg.) for 1,443 total yards from scrimmage...Vs. New Orleans, Nov. 17, he caught three balls for 46 yards, including a 40-yard touchdown...Recorded four receptions for 115 yards including a career-long 88-yard TD, which ranks as the third longest in Panthers history and was the third longest reception in the NFL in 2016 at Oakland, Nov. 27...At Seattle, Dec. 4, Ginn hauled in five receptions for 80 yards including a 55-yard TD...Ginn, who has an 87-yard punt return TD and three kickoff-return touchdowns of at least 100 yards in his career, is the fourth player in NFL history to have a receiving touchdown, punt-return touchdown and kickoff-return touchdown of at least 85 yards each in his career. **2015** - Played in 15 games with 13 starts in return to Carolina and led the Panthers with a career high ten touchdown catches and became the first Panthers wideout with double-digit TDs since Steve Smith (12-2005). Second on the team with 44 receptions and 739 receiving yards. Had the first three multiple touchdown reception games of his career. Finished with a 16.8-yards receiving average, eighth in the NFL, leading an offensive unit that averaged 12.9 yards per reception, the third highest mark in the league. Helped Panthers set team records with an NFL-leading 500 points and 59 touchdowns and gain a team-record 357 first downs. Contributed to an offense that averaged a 31:44 time of possession. Ranked second in the NFC and fifth in the league with a 10.3-yard punt return average on 27 returns with a long of 37. In three postseason contests, recorded six receptions for 126 yards, carried two times for 33 yards with a 22-yard touchdown and also returned six punts for 40 yards with a long of 19...Vs. New Orleans, Sept. 27, posted four receptions for 93

yards, including a 55-yard grab...At Tampa Bay, Oct. 4, recorded his first career game with multiple touchdown catches with a second quarter six-yard TD and a 12-yard third quarter scoring grab...Vs. Washington, Nov. 22, hauled in a two-yard touchdown after a successful Carolina challenge of an incomplete pass...At New Orleans, Dec. 6, recorded second multi-touchdown game of season and career on a 13-yard scoring grab in third quarter and a deep 45-yard TD in fourth quarter to reclaim the lead late in contest...At Atlanta, Dec. 27, led team with 120 yards on two receptions, both touchdowns, including a 74-yard TD...In NFC Championship Game vs. Arizona, 1/24/16, recorded a 22-yard rushing TD.

2014 - Appeared in 16 games for Arizona posting 14 catches for 190 yards. Returned a punt 71 yards for a game-winning TD at N.Y. Giants, Sept. 14. Led the team with a 19.0-yard kickoff return average on 22 returns for 417 yards. Ranked fourth in the NFC and seventh in the NFL in 2014 with a 10.7-yard punt return average on 25 returns for 277 yards and a touchdown.

2013 - Played in all 16 games with two starts for the Carolina Panthers, posting 36 receptions for 556 yards and five touchdown grabs...Ranked fourth in the NFC and sixth in the National Football League with a team-record 12.2-yard punt return average. Returned 26 punts for 316 yards...Posted three receptions for 71 yards, including a 47-yard TD grab vs. N.Y. Giants, Sept. 22...Finished with five receptions for 80 yards at Tampa Bay, Oct. 24...Posted one 25-yard TD grab vs. New England, Nov. 18...Recorded his first career 100-yard receiving game in the playoffs with 104 yards on four catches in NFC divisional round vs. San Francisco, 1/12/14.

2012 - Appeared in 13 games, primarily as a punt returner for Super Bowl finalist San Francisco. Ranked third in the NFC with a 10.2-yard punt return average as a member of the conference champion 49ers. In postseason, returned three punts for 52 yards with a playoff career-long of 32 yards in Super Bowl XLVII vs. Baltimore, 2/3/13. **2011** - Played in 14 games with three starts posting 19 catches for 220 yards. Returned a punt 55 yards and a kickoff 102 yards for touchdowns in the same game vs. Seattle, Sept. 11...The first player in 49ers history to return a kickoff and punt for a touchdown in same game. Ginn's 268 return yards were the most in a single game in 49ers history...Ranked third in the NFL in kickoff return avg. (27.6). Finished third in conference and fourth in league with a 12.3-yard punt return avg.

2010 - In 13 games for the San Francisco 49ers, posted 12 receptions for 163 yards and a touchdown...Returned a punt 78 yards for a TD vs. Rams, Dec. 26...Ranked second in the NFC and third in the NFL in 2010 with a 13.4-yard punt return avg.

2009 - Appeared in all 16 games in his final season in Miami, making 12 starts posting 39 receptions for 454 yards and a touchdown...Returned two kickoffs for touchdowns against the N.Y. Jets, Nov. 1 to tie an NFL record...Tallied a career-high 11 receptions for 108 yards vs. Indianapolis, Sept. 21...Later named AFC Special Teams Player of the Month (November) after having returned 21 kickoffs for 646 yds. (31.7 avg.) and two TDs in the five-game span.

2008 - Played in 16 games with 14 starts and posted 56 receptions for 790 yards and two TDs. Led Dolphins with career-highs in receptions and receiving yards...Had career day vs. Buffalo, Oct. 26, as he led Miami with seven catches for 175 yards, including a 64-yard grab...Had season-high 154 kickoff return yards vs. New England, Nov. 23.

2007 - Appeared in 16 games as a rookie, starting nine and recorded 34 catches for 420 yards and two touchdowns. Also had an 87-yard punt return for a TD. Reception and receiving yardage totals were the most by a Dolphins rookie wideout since 2001, when Chris Chambers caught

48 passes for 883 yards...Returned 24 punts for a 9.6-yd. avg., ranked fourth in the AFC and sixth in the NFL, fielding 63 kickoffs for a 22.7-yd. avg....Set team rookie mark with 2,086 all-purpose yards...Second in Miami franchise history with 1,433 kickoff return yards, trailing only Brock Marion (1,524 yds. in 1999).

COLLEGE - Played in 37 games with 31 starts at Ohio State from 2004-06 and totaled 135 receptions for 1,943 yards and 15 touchdowns. Rushed for 213 yards and three touchdowns on 28 carries. Returned 64 punts for 900 yards with six touchdowns and 38 kickoffs for 1,012 yards with two touchdowns. Tied an NCAA record with eight career touchdowns on returns...Earned second-team All-American and All-Big 10 honors as a junior in 2006...Became first player in school history to score a touchdown on a pass, run, punt return and kickoff return in the same season as a sophomore in 2005...Set conference and school records with four punt returns for touchdowns as a freshman in 2004...Majored in human development and family science.

PERSONAL - Attended Glenville (Cleveland, Ohio) HS, where he played for his father, Ted Ginn Sr...At defensive back, was the *USA Today* Defensive Player of the Year as well as a *Parade* All-American as a senior (2003)...Also played quarterback, wide receiver, running back and return specialist...Played in the U.S. Army All-America game following his senior season and was named the game's Most Valuable Player after he returned a punt for a touchdown...A high school national champion in the 110-meter high hurdles, as a junior in 2002, and recorded the best time in nation as a senior in 2003, when he won the state title for the second consecutive year...Also clocked a personal best 10.5 seconds in the 100-meter dash...Father also coached Saints teammates, defensive back Justin Hardee and cornerback Marshon Lattimore at Glenville...In the summer of 2018, hosted his first annual "Light It Up" youth football camp at Beachwood (Ohio) High School...Teamed up with Hardee and Lattimore to provide local children with a holiday shopping spree...Born Theodore Ginn Jr. April 12, 1985 in Cleveland, Ohio.

TED GINN JR.

		RECEIVING							RUSHING				
Year	Team	GP	GS	No	Yds	Avg	Lg	TD	Att	Yds	Avg	Lg	TD
2007	Miami	16	9	34	420	12.4	54	2	4	3	0.8	7	0
2008	Miami	16	14	56	790	14.1	64	2	5	73	14.6	40t	2
2009	Miami	16	12	38	454	11.9	53t	1	7	48	6.9	22	0
2010	San Francisco	13	0	12	163	13.6	37t	1	2	11	5.5	9	0
2011	San Francisco	14	3	19	220	11.6	26	0	8	68	8.5	24	0
2012	San Francisco	13	0	2	1	0.5	1	0	1	7	7.0	7	0
2013	Carolina	16	2	36	556	15.4	47t	5	4	29	7.3	14	0
2014	Arizona	16	0	14	190	13.6	27	0	3	6	2.0	4	0
2015	Carolina	15	13	44	739	16.8	74t	10	4	60	15.0	43	0
2016	Carolina	16	8	54	752	13.9	88t	4	14	98	7.0	20	0
2017	New Orleans	15	10	53	787	14.8	54t	4	10	39	3.9	15	0
2018	New Orleans	5	3	17	209	12.3	42	2	3	26	8.7	20	0
NFL Totals		171	74	379	5,281	13.9	88t	31	65	468	7.2	43	2
Saints Totals		20	13	70	996	14.2	54t	6	13	65	5.0	20	0

TED GINN JR.

		KICKOFF RETURNS					PUNT RETURNS					
Year	Team	No	Yds	Avg	Lg	TD	No	FC	Yds	Avg	Lg	TD
2007	Miami	63	1,433	22.7	52	0	24	15	230	9.6	87t	1
2008	Miami	32	657	20.5	41	0	7	1	54	7.7	15	0
2009	Miami	52	1,296	24.9	101t	2	5	0	28	5.6	12	0
2010	San Francisco	47	992	21.1	61	0	24	18	321	13.4	78t	1
2011	San Francisco	29	800	27.6	102t	1	38	18	466	12.3	55t	1
2012	San Francisco	11	253	23.0	31	0	32	12	326	10.2	38	0
2013	Carolina	25	595	23.8	38	0	26	26	316	12.2	41	0
2014	Arizona	22	417	19.0	43	0	26	24	277	10.7	71t	1
2015	Carolina	1	8	8.0	8	0	27	22	277	10.3	37	0
2016	Carolina	18	391	21.7	59	0	29	24	202	7.0	19	0
2017	New Orleans	5	56	11.2	17	0	19	13	103	5.4	17	0
2018	New Orleans	1	1	1.0	1	0	0	2	0	-	-	-
NFL Totals		306	6,899	22.5	102t	3	257	175	2,600	10.1	87t	4
Saints Totals		6	57	9.5	17	0	19	15	103	5.4	17	0

ADDITIONAL STATISTICS: Special Teams Tackles – (2007, 2); (2014, 1) **Total: 3;** Special Teams Fumble Recoveries – (2012, 1) **Total: 1;** Passing – Completed one pass for ten yards in 2014.


CAREER HIGHS: Receptions – 11, vs. Indianapolis (9/21/09); Receiving Yards – 175, vs. Buffalo (10/26/08); Long Reception – 88t, at Oakland (11/27/16); Receiving TDs – 2 (4x), last at New York Giants (12/20/15); Rushes – 2 (8x), last at Tampa Bay (1/11/17); Rushing Yards – 43, vs. Philadelphia (10/25/15); Long Rush – 43, vs. Philadelphia (10/25/15); Rushing TDs – 1 (2x), last at Kansas City (12/21/08); Kickoff Returns – 8 (2x), last vs. New England (11/23/08); Kickoff Return Yards – 299, at New York Jets (11/1/09); Long Kickoff Return – 102t, vs. Seattle (9/11/11); Kickoff Returned for TD – 2, at New York Jets (11/1/09); Punt Returns – 5 (5x), last at Washington (12/19/16); Punt Return Yards – 99, at Philadelphia (11/18/07); Long Punt Return – 87t, at Philadelphia (11/18/07); Punt Returned for TD – 1 (4x), last at New York Giants (9/14/14); All Purpose Yards – 299, at New York Jets (11/1/09).

POSTSEASON

Year	Team	RECEIVING							RUSHING				
		GP	GS	No	Yds	Avg	Lg	TD	Att	Yds	Avg	Lg	TD
2008	Miami	1	1	5	38	7.6	9	0	0	0	0.0	0	0
2011	San Francisco	1	0	1	11	11.0	11	0	1	3	3.0	3	0
2012	San Francisco	3	0	1	3	3.0	3	0	0	0	0.0	0	0
2013	Carolina	1	0	4	104	26.0	59	0	0	0	0.0	0	0
2014	Arizona	1	0	0	0	0.0	0	0	0	0	0.0	0	0
2015	Carolina	3	0	6	126	21.0	45	0	2	33	16.5	22t	1
2017	New Orleans	2	2	12	187	15.6	80t	1	1	11	11.0	11	0
2018	New Orleans	2	2	6	102	17.0	43	0	0	0	-	-	0
NFL Totals		14	5	35	571	16.3	80t	1	4	47	11.8	22t	1
Saints Totals		4	4	18	289	16.1	80t	1	1	11	11.0	11	0

		KICKOFF RETURNS					PUNT RETURNS						
Year	Team	No	Yds	Avg	Lg	TD	No	FC	Yds	Avg	Lg	TD	
2008	Miami	1	14	14.0	14	0	0	0	0	-	-	0	
2011	San Francisco	0	0	-	-	0	2	1	23	11.5	16	0	
2012	San Francisco	1	31	31.0	31	0	3	3	52	17.3	32	0	
2013	Carolina	3	62	20.7	25	0	2	0	27	13.5	24	0	
2014	Arizona	2	59	29.5	48	0	0	2	0	-	-	0	
2015	Carolina	0	0	-	-	0	6	5	40	6.7	32	0	
NFL Totals		7	166	23.7	48	0	13	11	142	10.9	32	0	

POSTSEASON CAREER HIGHS: Receptions – 8, at Minnesota (1/14/18); Receiving Yards – 115, vs. Carolina (1/7/18); Long Reception – 80t, vs. Carolina (1/7/18); Receiving TDs – 1, vs. Carolina (1/7/18); Rushes – 1 (4x), last at Minnesota (1/14/18); Rushing Yards – 22, vs. Arizona (1/24/16); Long Rush – 22t, vs. Arizona (1/24/16); Rushing TDs – 1, vs. Arizona (1/24/16); Kickoff Returns – 3, vs. San Francisco (1/12/14); Kickoff Return Yards – 62, vs. San Francisco (1/12/14); Long Kickoff Return – 48, at Carolina (1/3/15); Kickoff Returned for TD – 0; Punt Returns – 3, vs. Denver (2/7/16); Punt Return Yards – 38, vs. Arizona (1/24/16); Long Punt Return – 32 (2x), last vs. Arizona (1/24/16); Punt Returned for TD – 0; All Purpose Yards – 193, vs. San Francisco (1/12/14).



J.T. GRAY

HEIGHT: 6-0 • WEIGHT: 202
COLLEGE: MISSISSIPPI STATE
JOINED SAINTS: FA-18
NFL EXPERIENCE: 2
BORN: 1/18/96

48
DB

NFL CAREER - Signed by the Saints after the 2018 NFL Draft, this Mississippi native played in five regular season games in his rookie season, contributing on special team with two coverage tackles. Gray will take advantage of his first full offseason with the club as he seeks to secure a roster spot once again, competing on both defense and special teams.

CAREER TRANSACTIONS - Signed to reserve/future contract, 1/21/19; Signed to the practice squad, 11/15/18; Waived, 11/13/18; Signed as an undrafted free agent, 5/2/18.

2018 - Played in five regular season games for the Saints, spending the remainder of the season on the club's practice squad...Had one solo special teams tackle at Atlanta, Sept. 23...Recorded one assisted coverage stop at N.Y. Giants, Sept. 30.

COLLEGE - Played in 45 games with 17 starts for the Bulldogs from 2014-17 and collected 210 tackles, 14.5 tackles for loss, four sacks, eight passes defended and an interception...In 2017, ranked third on team in tackles (65) while playing MSU's S/LB hybrid...As a junior ranked third on the team in tackles (71), playing in all 13 games at Viper and starting 10 contests...In 2015, played in all 13 games at linebacker and ranked fourth on the team in tackles (74) and added 3.5 tackles for loss and one sack...Industrial Technology major.

PERSONAL - Played junior season at Coolidge (Ariz.) HS, before transferring to Clarksdale (Miss.) HS for senior campaign...Grew up in the Magnolia State and came home for final high school season...Helped the Cougars to a 7-5 record as a senior as his team advanced to the second round of the Class 5A Mississippi state playoffs...A member of *The Clarion-Ledger's* Targeted 22...Took part in the Alabama-Mississippi All-Star Classic...Earned Arizona Division IV Section II first-team as a DB after junior season and second-team as a RB in 2012...Played on both sides of the ball as a senior and recorded 58 tackles and offensively, rushed for 939 yards and 16 scores...As a junior, tallied 60 carries for 914 yards and 15 scores while catching ten passes for 117 yards and a TD...Defensively, booked a team-leading 112 tackles and two interceptions...Ran track for Coolidge and qualified for the state meet in the 100-meter dash, 200-meter run, high jump and long jump...Juantavious Tavon Gray was born Jan. 18, 1996 in Clarksdale, Miss.

J.T. GRAY

Year	Team	GP	GS	Tot	TACKLES			Yds	INTERCEPTIONS					FUMBLES		
					Solo	Asst	Sk		No	Yds	Lg	TD	PD	FF	FR	Yds
2018	New Orleans	5	0	0	0	0	0.0	0.0	0	0	0	0	0	0	0	0
NFL Totals		5	0	0	0	0	0.0	0.0	0	0	0	0	0	0	0	0

ADDITIONAL STATISTICS: Special Teams Tackles – (2018, 2) **Total: 2**

CAREER HIGHS: Special Teams Tackles – 1 (2x), at Atlanta (9/23/18) and at New York Giants (9/30/18); **Solo Special Teams Tackles** – 1, at Atlanta (9/23/18).



GARRETT GRIFFIN

HEIGHT: 6-4 • WEIGHT: 242
COLLEGE: AIR FORCE
JOINED SAINTS: FA-16
NFL EXPERIENCE: 2
BORN: 3/4/94

45
TE

NFL CAREER – Spending the majority of his first three seasons on the Saints practice squad, this former Air Force Academy standout's combination of work ethic, persistence and physical nature has led to stints on the club's active roster at the end of the past two campaigns. While primarily a blocker and contributor on special teams, Griffin posted his first career receiving touchdown in the NFC Championship game. In 2019, Griffin looks to build on his experience and compete for an active roster spot in the offseason and training camp.

CAREER TRANSACTIONS – Signed to the active roster, 1/12/19; Re-signed to the practice squad, 9/2/18; Waived, 9/1/18; Placed on Injured Reserve, 1/3/18; Signed to active roster, 12/2/17; Signed to practice squad 9/3/17; Waived, 9/2/17; Signed to reserve/future contract, 1/2/17; Signed to practice squad, 9/4/16; Waived, 9/3/16; Agreed to terms on three-year contract, 5/16/16.

2018 – Spent the entire 2018 regular season on the Saints practice squad. Elevated from the Practice Squad, 1/12/19...In the NFC Divisional playoff game vs. Philadelphia, 1/13/19, played on offense and special teams...In the NFC Championship game vs. L.A. Rams, 1/20/19, started and recorded two receptions for 12 yards, including a five-yard touchdown. **2017** – After starting the regular season on the practice squad, elevated to active roster and played in three regular season games, making a four-yard reception in regular season finale at Tampa Bay, Dec. 31. **2016** – Spent season on practice squad.

COLLEGE – Played in 44 career games, lettering four seasons at the Air Force Academy and finished with career totals of 41 receptions for 678 yards (16.5 avg.) with eight touchdowns...In 2015 played in eight games and recorded 12 recep-

VETERANS

tions for 208 yards (17.3 avg.) with three touchdowns...In 2014, played in 12 games and finished third on team in receiving with 16 catches for 307 yards (19.2 avg.) and ranked second on club with four receiving TDs...Lettered on track team in spring of 2013 and named All-Mountain West in the javelin...Majored in management and was a member of dean's list.

PERSONAL – Prepped at Louisburg (Ks.) HS, where he earned all-league honors all four years and all-state his final two seasons, where he was coached by his father, Gary...Serves with the Air Force reserves, recruiting and helping academy applicants in the New Orleans area, as well as assisting the admissions office in Colorado Springs in the offseason...Born March 4, 1994.

GARRETT GRIFFIN

Year	Team	GP	GS	RECEIVING		Yds	Avg	Lg	TD
				No					
2017	New Orleans	3	0	1		4	4.0	4	0
NFL Totals		3	0	1		4	4.0	4	0

ADDITIONAL STATISTICS: Kickoff Returns – Two returns for 23 yards in 2017.

CAREER HIGHS: Receptions – 1, at Tampa Bay (12/31/17); Receiving Yards – 4, at Tampa Bay (12/31/17); Long Reception – 4, at Tampa Bay (12/31/17); Receiving TDs – 0; Kickoff Returns – 1 (2x), last at Tampa Bay (12/31/17); Kickoff Return Yards – 12, at Tampa Bay (12/31/17); Long Kickoff Return – 12, at Tampa Bay (12/31/17).

POSTSEASON

Year	Team	GP	GS	RECEIVING		Yds	Avg	Lg	TD
				No					
2018	New Orleans	2	1	2		12	6.0	7	1
NFL Totals		2	1	2		12	6.0	7	1

POSTSEASON CAREER HIGHS: Receptions – 2, vs. L.A. Rams (1/20/19); Receiving Yards – 12, vs. L.A. Rams (1/20/19); Long Reception – 7, vs. L.A. Rams (1/20/19); Receiving TDs – 1, vs. L.A. Rams (1/20/19).



GENEO GRISSOM

HEIGHT: 6-4 • WEIGHT: 265

COLLEGE: OKLAHOMA

JOINED SAINTS: UFA-19 (IND)

NFL EXPERIENCE: 5

BORN: 6/4/92

99

DL

NFL CAREER – Grissom joined the Saints after participating in the club's 2019 rookie minicamp on a tryout basis and will compete for a roster spot in the club's defensive line rotation. Originally selected by the New England Patriots in the third round (97th overall) of the 2015 NFL Draft out of Oklahoma, Grissom appeared in 37 career regular season games for the Patriots and has posted four tackles (three solo), one sack and seven special teams stops. He has also played in eight post-

season games (six with New England from 2015-17 and two with Indianapolis in 2018), posting two solo tackles, two sacks and two special teams stops.

CAREER TRANSACTIONS - Signed by New Orleans Saints (UFA-Ind.), 5/13/19; Released Signed by Indianapolis, 1/1/19; Released by New England, 11/6/18; Signed to the 53-man roster from the practice squad by New England, 12/2/17; Re-signed to the practice squad by New England, 11/11/17; Released by New England; 11/9/17; Signed to the active roster by New England, 9/22/17; Re-signed to the practice squad by New England, 9/3/17; Released by New England, 9/2/17; Signed to the 53-man roster from the practice squad by New England 10/15/16; Re-signed by New England to the practice squad, 9/5/16; Released by New England, 9/3/16; Signed to a four-year contract by New England, 5/11/15; Selected by New England in the third round (97th overall) of the 2015 NFL Draft.

2018 - Played in four regular season games for New England, recording an assisted special teams tackle in season opener vs. Houston, Sept. 9...Played in both postseason games for Indianapolis. **2017** - Played in eight regular-season games and three postseason contests, including Super Bowl LII against the Philadelphia Eagles, posting one solo tackle and a special teams tackle...In the postseason, posted two tackles, his first two career postseason sacks and two stops on special teams...Contributed on special teams with one tackle in his first game of the season after being promoted from the 53-man roster from the practice squad in the week leading up to the victory vs. Houston, Sept. 24...Saw limited snaps on defense, but contributed with his first-career two sack game for a total of 12 yards late in the fourth quarter of the Divisional Playoff victory vs. Tennessee, 1/13/18...Contributed on special teams with two tackles in the AFC Championship victory vs. Jacksonville, 1/21/18. **2016** - Played in 11 regular-season games and three postseason contests, including Super Bowl LI against Atlanta, posting one assisted tackle and four special teams tackles (two solo)...Made his NFL postseason debut in Divisional Round win vs. Houston, 1/14/17. Made key blocks on Dion Lewis' 98-yard kickoff return for a touchdown in the first quarter. **2015** - Played in 14 games as a substitute defensive tackle and on special teams...He was inactive for seven games and did not play in another...Credited with three tackles (two solo), a sack and a special teams stop.

COLLEGE - Played in 39 games with 11 starts at Oklahoma, recording 88 tackles (55 solo) with eight sacks, 17 stops for losses, two interceptions, forced two fumbles, recovered three fumbles, and eight passes defended...Named All-Big 12 Honorable Mention linebacker his senior year after posting 39 tackles (27 solo), 6.5 stops for losses, 3.5 sacks, an interception, two forced fumbles, a fumble recovery, and four passes defended...Majored in African-American studies.

PERSONAL - Attended Hutchinson (Kan.) HS, where he recorded 76 tackles, 7.5 sacks, one forced fumble, and eight passes defended...Was named AVCTL Defensive Player of the Year and first-team AVCTL defensive end in 2009 as well as all-Class, all-state Top 22 and first-team 5A Defensive End as a senior...First name is pronounced "Geno"...Born June 4, 1992 in Aurora, Col.

GENEO GRISSOM

Year	Team	GP	GS	Tot	TACKLES			Yds	INTERCEPTIONS					FUMBLES		
					Solo	Asst	Sk		No	Yds	Lg	TD	PD	FF	FR	Yds
2015	New England	14	0	5	3	2	1.0	8.0	0	0	0	0	0	0	0	0
2016	New England	11	0	1	0	1	0.0	0.0	0	0	0	0	0	0	0	0
2017	New England	8	0	1	1	0	0.0	0.0	0	0	0	0	0	0	0	0
2018	New England	4	0	0	0	0	0.0	0.0	0	0	0	0	0	0	0	0
NFL Totals		37	0	7	4	3	1.0	8.0	0	0	0	0	0	0	0	0

ADDITIONAL STATISTICS: Special Teams Tackles – (2015, 1); (2016, 4); (2017, 1); (2018, 1) **Total: 7.**

CAREER HIGHS: Tackles – 2, vs. Miami (10/29/15); Sacks – 1, at Miami (1/3/16).

POSTSEASON

Year	Team	GP	GS	Tot	TACKLES			Yds	INTERCEPTIONS					FUMBLES		
					Solo	Asst	Sk		No	Yds	Lg	TD	PD	FF	FR	Yds
2016	New England	3	0	0	0	0	0.0	0.0	0	0	0	0	0	0	0	0
2017	New England	3	0	2	2	0	2.0	12.0	0	0	0	0	0	0	0	0
2018	Indianapolis	2	0	0	0	0	0.0	0.0	0	0	0	0	0	0	0	0
NFL Totals		8	0	2	2	0	2.0	12.0	0	0	0	0	0	0	0	0

ADDITIONAL POSTSEASON STATISTICS: Special Teams Tackles – (2017, 2) **Total: 2.**

POSTSEASON CAREER HIGHS: Tackles – 2, vs. Tennessee (1/13/18); Sacks – 2, vs. Tennessee (1/13/18); Interceptions – 0; Passes Defended – 0; Forced Fumbles – 0; Fumble Recoveries – 0; Special Teams Tackles – 2, vs. Jacksonville (1/21/18).



RYAN GROY

HEIGHT: 6-5 • WEIGHT: 320
COLLEGE: WISCONSIN
JOINED SAINTS: UFA-19 (BUF)
NFL EXPERIENCE: 6
BORN: 9/30/90

66
C/G

NFL CAREER – This sixth-year offensive lineman comes to New Orleans after originally signing with the Chicago Bears as an undrafted free agent in 2014 out of Wisconsin. He has played in 55 career games with 17 starts for the Bears and Buffalo Bills. Groy comes to the Saints after playing in 16 games with six starts at center for Buffalo.

CAREER TRANSACTIONS – Signed by the New Orleans Saints, 5/22/19; Offer sheet matched by the Bills, 3/16/17; Signed by the Los Angeles Rams to an offer sheet for a two-year contract (RFA), 3/14/17; Signed to the Buffalo Bills active roster from the Buccaneers practice squad, 11/25/15; Signed to the Tampa Bay Buccaneers practice squad, 10/28/15; Waived by the Patriots 10/1/15; Placed on Injured Reserve by the Patriots, 9/6/15; Acquired by the New England Patriots from Chicago in exchange for LB Matthew Wells, 8/10/15; Signed to the

Bears active roster, 11/10/14; Signed by the Bears to the practice squad, 9/1/14; Waived by the Bears, 8/30/14; Signed by the Chicago Bears as an undrafted free agent, 5/11/14.

2018 - Played in 15 games with six starts at center in his final season in Buffalo, including the last four games. **2017** - Played in every game for the Bills including their first postseason appearance since 2000. Contributed in a utility role for an offensive line that helped the Bills rank sixth in the NFL in rushing offense.

Served as an extra blocker during heavy sets when an extra offensive lineman would enter the game...Started as a jumbo tight end vs. Tampa Bay, Oct. 22.

2016 - Contributed on an offensive line that paved the way for a rushing attack that gained 2,630 yards on the ground and averaged 5.3 yards per rush. In 261 snaps, Groy did not give up a sack...Started the final seven games at center in place of an injured Eric Wood. **2015** - Appeared in four games for Buffalo after the team signed him to the active roster from the Buccaneers practice squad, Nov. 25. **2014** - Played in four games for the Chicago Bears, making three starts. Dec. 15, made first career NFL start on the offensive line vs. New Orleans at left guard.

COLLEGE - After redshirting during the 2009 season, Groy went on to appear in a school-record 54 consecutive games for the Badgers between 2010 and 2013...The versatile player filled a variety of roles on the offensive line earning playing time as both a guard and tackle...As a senior, started 13 games at left guard for the Badgers anchoring an offensive line that helped Wisconsin set single-season school records in total offense (480.8 yards per game), rushing yards (3,689) and average yards per rushing attempt (6.62)...Graduated with a bachelor's degree in agricultural business.

PERSONAL - Prepped at Middleton (Middleton, Wisc.) HS, where he was a three year starter earning numerous accolades including first-team All-State honors his senior season.

RYAN GROU

Games Played/Started: Chicago - (2014, 4/3) **Buffalo** - (2015, 4/0); (2016, 16/7); (2017, 16/1); (2018, 15/6) **NFL Totals: 55/17.**

POSTSEASON

Games Played/Started: Buffalo - (2017, 1/0) **NFL Totals: 1/0.**



CHAD HANSEN

HEIGHT: 6-2 • WEIGHT: 202

COLLEGE: CALIFORNIA

JOINED SAINTS: FA-19

NFL EXPERIENCE: 2

BORN: 1/18/95

88

WR

NFL CAREER – A second-year wideout out of California, Hansen was originally selected by the Jets in the fourth round of the 2017 NFL Draft. He played in 15 games as a rookie, including one start and had nine receptions for 94 yards, leading Jets rookies with 341 snaps played on offense. Hansen will compete for snaps on offense in training camp and the preseason.

CAREER TRANSACTIONS – Signed by New Orleans, 6/11/19; Waived by Denver, 5/2/19; Signed by Denver to a reserve/future contract, 12/31/18; Signed to Denver Broncos practice squad, 11/13/18; Tennessee practice squad contract terminated, 10/15/18; Signed to Tennessee Titans practice squad, 10/2/18; Waived by New England, 9/10/18; Acquired via waivers by New England, 9/2/18; Waived by New York Jets, 9/1/18; Signed by Jets to a four-year contract, 5/16/17; Selected by Jets in the fourth round (141st overall) of the 2017 NFL Draft, 5/16/17

2018 – Did not see any game action. Spent parts of the season with the Patriots and on the Tennessee Titans and Denver Broncos practice squads. **2017** – In his rookie season, Hansen appeared in 15 games (one start) for Jets. Caught nine passes for 94 yards...Led Jets rookies with 341 offensive snaps...Selected by the team's equipment staff as the Bill Hampton Award recipient, given annually to the rookie who most conducts himself as a professional in the locker room...Dec. 17, at New Orleans, had career-long 24-yard reception on scoring drive...Nov. 12, at Tampa Bay, posted first career NFL catch on nine-yard reception. Finished the game with three catches for 33 yards...Sept. 10, at Buffalo, made his NFL debut seeing time on offense, but did not register any offensive statistics.

COLLEGE – Played in 20 games with nine starts over two seasons at Cal...Tallied 111 receptions for 1,498 yards and 12 touchdowns...Transferred from Idaho State, where he started all 11 games as a true freshman and had 45 receptions for 501 yards with three receiving touchdowns. As a junior (2016), appeared in 10 games with nine starts on his way to earning first-team All-Pac-12 honors...Led the Pac-12 in receptions (92) and receiving yards (1,249), also finished fourth in the conference in touchdown catches (11)...Recorded one two-point conversion on a rushing attempt...His 9.2 receptions per game ranked him third in the country while his 124.9 receiving yards per game ranked fourth...Initially walked-on at Cal before earning a scholarship...Majored in legal studies.

PERSONAL – Attended Moorpark (Calif.) HS where he starred as a two-way player and was selected first-team All-Marmonte League and All-Ventura County choice as well as team MVP and team captain as a senior in 2012 when he

VETERANS

recorded 49 receptions for 882 yards and 12 touchdowns...Also the MVP of his school's track and field team as a senior, winning the Marmonte League title in the 100 meters...Also a member of two winning relay teams...Timothy Chad Hansen was born on Jan 18, 1995 in Ventura, Calif.

CHAD HANSEN

Year	Team	GP	GS	RECEIVING		Yds	Avg	Lg	TD
				No					
2017	NY Jets	15	1	9		94	10.4	24	0
NFL Totals		15	1	9		94	10.4	24	0

CAREER HIGHS: Receptions – 3, at Tampa Bay (11/12/17); Receiving Yards – 33, at Tampa Bay (11/12/17); Long Reception – 24, at New Orleans (12/17/17); Receiving TDs – 0.



JUSTIN HARDEE

HEIGHT: 6-1 • WEIGHT: 200
COLLEGE: ILLINOIS
JOINED SAINTS: FA-17
NFL EXPERIENCE: 3
BORN: 2/7/94

34

DB

NFL CAREER – This former Illinois wide receiver transitioned to defensive back after joining the Saints practice squad prior to the 2017 regular season. Since being promoted to the active roster, Hardee's developed into a special teams ace for club appearing in 30 regular season games and four postseason contests over the last two seasons, posting nine solo tackles, his first career interception with a 77-yard return, two passes defended, a team-leading 19 special teams stops over that period and a blocked punt he recovered for a touchdown. Heading into the 2019 season, Hardee looks to continue to make strides with his coverage skills, while continuing to be a significant special teams contributor.

CAREER TRANSACTIONS – Signed by Saints to active roster, 9/23/17; Signed by Saints to practice squad, 9/7/17; Waived by Texans, 9/2/17; Signed by Texans, 5/12/17.

HONORS – **2011:** NFC Special Teams Player of the Week (Week Eight).

2018 – Played in all 16 regular season games and both postseason contests tallying nine solo tackles, his first career interception returned for 77 yards, two passes defended and a career-high and team-leading 10 special teams stops...Vs. Tampa Bay, Sept. 9, recorded two special teams tackles...Vs. Cleveland, Sept. 16, recorded one special teams tackle...At Atlanta, Sept. 23, recorded an assisted special teams tackle...At N.Y. Giants, Sept. 30, caught a 10-yard pass from Taysom

Hill on a fake punt attempt to convert a first down...Vs. Washington, Oct. 8, played on both defense and special teams, recording career-highs in tackles (four), solo tackles (four), passes defended (two), and recorded his first career interception, returning it 77 yards...At Minnesota, Oct. 28, played on special teams and recorded three coverage tackles (two solo) to tie a career-high...At Cincinnati, Nov. 11, played on both defense and special teams, finishing with one solo tackle...Vs. Philadelphia, Nov. 18, recorded one defensive tackle and one special teams tackle...At Dallas, Nov. 29, played on special teams, finishing with one tackle...At Carolina, Dec. 17, played on special teams and recorded his tenth tackle, surpassing his rookie season total...Vs. Carolina, Dec. 30, played on defense and special teams, finishing with three solo tackles...In the NFC Divisional playoff game vs. Philadelphia, 1/13/19, played on special teams...In the NFC Championship vs. L.A. Rams, 1/20/19, played on special teams and recorded a tackle. **2017** - Appeared in 14 regular season games and in both postseason contests. In the regular season, he led the team with nine special teams tackles and also blocked a punt that he recovered for a touchdown...Made one coverage stop in the NFC Wild Card Playoff victory at Carolina, 1/7/18...At Carolina, Sept. 24, made his NFL regular season playing debut on special teams...At Miami, Oct. 1, had a special teams tackle...Vs. Detroit, Oct. 15, recorded a career-high three special teams tackles (two solo)...Vs. Chicago, Oct. 29, played on special teams and had one tackle...Vs. Tampa Bay, Nov. 5, played on special teams and blocked a punt that he recovered for a touchdown, earning NFC Special Teams Player of the Week honors...At L.A. Rams, Nov. 26, played on special teams and recorded one tackle...Vs. N.Y. Jets, Dec. 17, played on special teams and had a tackle...Vs. Atlanta, Dec. 24, played on special teams and had two solo coverage tackles...At Tampa Bay, Dec. 31, played on special teams and downed a punt at the Buccaneers five-yard line.

COLLEGE - Played wide receiver at Illinois from 2012-16...Started all 12 games as a redshirt senior in 2016 and finished second on team with 314 receiving yards and third with 25 receptions...Career-highs in receptions (9) and receiving yards (125) in season finale at Northwestern...Academic All-Big 10...Played in all 13 games in 2014, starting eight and tallied 19 catches for 240 yards...Caught six passes for 110 yards, including a go-ahead 62-yard touchdown pass with 12:27 left vs. Western Kentucky...In 2013, played in all 12 games with one start...Had 11 catches for 95 yards...In 2012, played in all 12 games, making one start, first of career vs. Louisiana Tech...Had 17 catches for 192 yards...Earned a bachelor's degree in communication and also has master's degrees in education and sport management.

PERSONAL - Attended Glenville (Cleveland, Ohio) HS, where he was a teammate of Saints CB Marshon Lattimore and a 2011 third-team Northeast Lakes All-District selection as a senior...Played in Next Level Northeast Ohio All-Star Game...Member of 2009 team that played in Division I state title game...Also ran track at Glenville, winning a 2011 OHSA State Championship in the 4x400m relay...High school coach was Ted Ginn Sr., the father of Saints WR Ted Ginn Jr...Attended a Touchdown Club of New Orleans dinner in 2017, speaking to members about his journey to the Saints and was the club's 2017 Co-Special Teams Player of the Year...In 2018, participated in Ginn's youth football camp at Beach-

VETERANS

wood (Ohio) High School as a counselor...Through his Hardee Cares Foundation, teamed up with Ginn and Lattimore to provide local children with a holiday shopping spree...Hardee's foundation supports Sarcoidosis awareness, honoring his mother who passed away from the disease.

JUSTIN HARDEE

Year	Team	TACKLES							INTERCEPTIONS					FUMBLES		
		GP	GS	Tot	Solo	Asst	Sk	Yds	No	Yds	Lg	TD	PD	FF	FR	Yds
2017	New Orleans	14	0	0	0	0	0.0	0.0	0	0	0	0	0	0	0	0
2018	New Orleans	16	0	9	9	0	0.0	0.0	1	77	77	0	2	0	0	0
NFL Totals		30	0	9	9	0	0.0	0.0	1	77	77	0	2	0	0	0

ADDITIONAL STATISTICS: Special Teams Tackles – (2017, 9); (2018, 10) **Total: 19;** Blocked Punts – (2017, 1) **Total: 1;** Receiving – (2018, 1 for 10 yards) **Total: 1 for 10 yards.**

CAREER HIGHS: Tackles – 4, vs. Washington (10/8/18); Solo tackles – 4, vs. Washington (10/8/18); Sacks – 0; Interceptions – 1, vs. Washington (10/8/18); Passes Defensed – 2, vs. Washington (10/8/18); Forced Fumbles – 0; Fumble Recoveries – 0; Special Teams Tackles – 3 (2x), last vs. Minnesota (10/28/18); Blocked Punts – 1, vs. Tampa Bay (11/5/17).

POSTSEASON

Year	Team	TACKLES							INTERCEPTIONS					FUMBLES		
		GP	GS	Tot	Solo	Asst	Sk	Yds	No	Yds	Lg	TD	PD	FF	FR	Yds
2017	New Orleans	2	0	0	0	0	0.0	0.0	0	0	0	0	0	0	0	0
2018	New Orleans	2	0	0	0	0	0.0	0.0	0	0	0	0	0	0	0	0
NFL Totals		4	0	0	0	0	0.0	0.0	0	0	0	0	0	0	0	0

ADDITIONAL POSTSEASON STATISTICS: Special Teams Tackles – (2017, 1); (2018, 1) **Total: 2.**

CAREER HIGHS: Tackles – 0; Solo tackles – 0; Sacks – 0; Interceptions – 0; Passes Defensed – 0; Forced Fumbles – 0; Fumble Recoveries – 0; Special Teams Tackles – 1 (2x), vs. Carolina (1/7/18) and vs. L.A. Rams (1/20/19).



TREY HENDRICKSON

HEIGHT: 6-4 • WEIGHT: 270
COLLEGE: FLORIDA ATLANTIC
JOINED SAINTS: D3C-17
NFL EXPERIENCE: 3
BORN: 12/5/94

91
DE

NFL CAREER – This former third round draft choice in the 2017 NFL Draft (103rd overall) out of Florida Atlantic brought his raw talent, size, strength and speed to a youthful Saints defensive line that saw vast statistical improvements as a unit in 2017 and 2018. In his second season as a professional, the rotational pass rusher appeared in five regular season games posting eight tackles (seven solo). The Central Florida native also played in the NFC Championship, gaining valuable playoff experience.

CAREER TRANSACTIONS – Signed to a four-year contract, 6/2/17; Selected in the third round (103rd overall) of the 2017 NFL Draft.

2018 - Appeared in five regular season games and one postseason contest, finishing with eight tackles (seven solo)...Played on defense and special teams, finishing with a tackle vs. L.A. Rams, Nov. 4...Played on defense and special teams, finishing with an assisted tackle vs. Cincinnati, Nov. 11...Played on defense and special teams, recording a solo tackle vs. Philadelphia, Nov. 18...Played on defense and special teams and recorded career-high five solo tackles vs. Carolina, Dec. 30...Played on defense in the NFC Championship game vs. L.A. Rams, 1/20/19. **2017** - Appeared in 12 regular season games, missing the final three games with an ankle injury before returning for the playoffs, posting 13 tackles (seven solo), two sacks for 15 yards lost, two passes defended and a forced fumble...Vs. New England, Sept. 17, made NFL debut and recorded three tackles (one solo). Left the game in the second quarter (left leg) and did not return...Had two tackles (one solo), his first career sack and a forced fumble at Carolina, Sept. 24...Had career-high two passes defended vs. Detroit, Oct. 15...Vs. Tampa Bay, Nov. 5, had an assisted tackle...Had one solo tackle at Buffalo, Nov. 12...Vs. Washington, Nov. 19, posted a solo tackle...Played on defense and had an assisted tackle vs. Carolina, Dec. 3...At Atlanta, Dec. 7, played on defense and had a solo tackle...Appeared in both postseason contests...In NFC Wild Card Playoff vs. Carolina, 1/7/18, played on defense and had a solo tackle...In NFC divisional Playoff at Minnesota, 1/14/18, played on defense and had three tackles (two solo).

COLLEGE - During his four seasons at Florida Atlantic, Hendrickson finished with career totals of 130 tackles (73 solo), a school-record 29.5 sacks, 42 tackles for loss, eight forced fumbles, two fumble recoveries and three passes defended...As a senior, earned All-C-USA first-team and conference Defensive MVP...In all 12 games, recorded 50 tackles and led team with 9.5 sacks, adding 15 tackles for loss, one forced fumble, one fumble recovery, two passes defended and four blocked kicks, which led the nation...As junior, played in all 12 games and was named first-team All-CUSA as he led team with school-record 14.5 sacks, ranked second in nation and added 39 tackles, 14.5 tackles for loss, five forced fumbles and one fumble recovery...As sophomore, played in all 12 games and led FAU with five sacks, in addition to 32 tackles, ten stops for loss, two forced fumbles and a pass defended...As a freshman, played in 12 games, recording nine tackles, 1.5 sacks and 2.5 tackles for loss...Criminal justice major.

PERSONAL - Attended Apopka (Fla.) HS, where he earned first-team All-Conference and third-team All-State after they captured the State Championship...Had 547 receiving yards and rushed four times for a total of 62 yards, while tallying three interceptions, two blocked punts and eight blocked PAT attempts...Scored two defensive touchdowns and seven on offense...Father, Collie, played football at Missouri Southern State University...Born Dec. 5, 1994 in Orlando, Fla.

TREY HENDRICKSON


Year	Team	GP	GS	Tot	TACKLES			Yds	INTERCEPTIONS					FUMBLES		
					Solo	Asst	Sk		No	Yds	Lg	TD	PD	FF	FR	Yds
2017	New Orleans	12	0	13	7	6	2.0	15.0	0	0	0	0	2	1	0	0
2018	New Orleans	5	0	8	7	1	0.0	0.0	0	0	0	0	0	0	0	0
NFL Totals		17	0	21	14	7	2.0	15.0	0	0	0	0	2	1	0	0

CAREER HIGHS: Tackles – 5, vs. Carolina (12/30/18); Solo tackles – 5, vs. Carolina (12/30/18); Sacks – 1 (2x), last vs. Chicago (10/29/17); Interceptions – 0; Passes Defended – 2, vs. Detroit (10/15/17); Forced Fumbles – 1, at Carolina (9/24/17); Fumble Recoveries – 0; Special Teams Tackles – 0.

POSTSEASON

Year	Team	GP	GS	Tot	TACKLES			Yds	INTERCEPTIONS					FUMBLES		
					Solo	Asst	Sk		No	Yds	Lg	TD	PD	FF	FR	Yds
2017	New Orleans	2	0	4	3	1	0.0	0.0	0	0	0	0	0	0	0	0
2018	New Orleans	1	0	0	0	0	0.0	0.0	0	0	0	0	0	0	0	0
NFL Totals		3	0	4	3	1	0.0	0.0	0	0	0	0	0	0	0	0

CAREER HIGHS: Tackles – 3, at Minnesota (1/14/18); Solo tackles – 2, at Minnesota (1/14/18).



JOSH HILL

HEIGHT: 6-5 • WEIGHT: 250
COLLEGE: IDAHO STATE
JOINED SAINTS: FA-13
NFL EXPERIENCE: 7
BORN: 5/21/90

89
TE

NFL CAREER – Making the club as an undrafted free agent in 2013 out of the preseason, Josh Hill's consistency has been an asset to the position group, for whom he's played in 87 games with 43 starts, making 83 receptions for 799 yards and 11 touchdowns, also chipping in 27 special teams tackles. In 2018, Hill appeared in all 16 games with 11 starts, logging 16 receptions for 185 yards and a touchdown and was effective in the postseason where he made four grabs for 31 yards (7.8 avg.).

CAREER TRANSACTIONS – Placed on Injured Reserve, 12/9/16; Offer sheet matched by New Orleans, 3/25/16; Signed by Chicago Bears to an offer sheet (RFA), 3/22/16; Agreed to terms with New Orleans Saints as an undrafted free agent, 4/28/13.

2018 – Played in all 16 regular season games with 11 starts, logging 16 receptions, tying his career-high in catches, for a career-best 185 yards and one touchdown grab...In two postseason contests with one start, posted four receptions for 31 yards...At N.Y. Giants Sept. 30, started and caught three passes for team-high 63 yards...Caught two passes for 24 yards and one touchdown vs. Washington on Oct. 8...Started and also saw action on special teams, catching two passes for 26

yards vs. Philadelphia, Nov. 18...Started and caught two passes for 24 yards at Carolina on Dec. 17...Caught a 24-yard pass in NFC Championship vs. L.A. Rams, 1/20/19 before departing (concussion). **2017** - Appeared in all 16 regular season games with 11 starts, logging 16 receptions, tying his career-high, for 125 yards and one touchdown. Played in both playoff games with one start and had six receptions for 103 yards (17.2 avg.) and one touchdown...Vs. New England, Sept. 17, recorded three receptions for 29 yards...Vs. Chicago, Oct. 29, started in two-TE set and made three receptions for 29 yards...Vs. Washington, Nov. 19, started and finished with a three-yard TD and also had a rush for an eight yard loss...At Atlanta, Dec. 7, finished with two receptions for 14 yards...Vs. N.Y. Jets, Dec. 17, started and finished with a 22-yard reception...Vs. Atlanta, Dec. 24, started and finished with two receptions for 11 yards...At Tampa Bay, Dec. 31, started and saw action on special teams and recorded an eight-yard reception... In NFC Wild Card Playoff vs. Carolina, 1/7/18, started and finished with three receptions for 49 yards and one TD, including a 25-yard grab...In NFC Divisional Playoff at Minnesota, 1/14/18, had three receptions for 54 yards. **2016** - Played in nine contests with eight starts and finished with 15 receptions for 149 yards and one touchdown and three special teams stops before being placed on Injured Reserve, Dec. 9 due to an ankle injury suffered in the prior contest vs. Detroit. Opened every game he appeared in except the L.A. Rams contest...Posted single-game career-highs in both receptions and receiving yardage with his six-catch, 74-yard contest (12.3 avg.) vs. the Rams, Nov. 27, adding one special teams tackle...Had two receptions for 23 yards, including an eight-yard TD vs. Carolina, Oct. 16...At San Francisco, Nov. 6, had four receptions for 40 yards...At Carolina, Nov. 17, recorded one special teams stop. **2015** - Appeared in all 16 games with seven starts and finished with 120 yards with two touchdowns on career-high 16 receptions and added six special teams stops...Started vs. Dallas, Oct. 4 and made two receptions for 11 yards, with a TD...Started and caught three passes for 38 yards vs. Atlanta, Oct. 15. Added a special teams tackle...Started in three-TE set and played on special teams and made a five-yard catch vs. N.Y. Giants, Nov. 1...Made two receptions for 21 yards, with a touchdown and a special teams stop vs. Tennessee, Nov. 8...Started at Tampa Bay, Dec. 13, and had a six-yard reception and returned a kickoff for zero yards...Played on offense and special teams and recorded a career-high-tying two special teams tackles vs. Detroit, Dec. 21... Started as second TE and also saw action on special teams vs. Jacksonville, Dec. 27 and caught two passes for 12 yards. **2014** - Played in all 16 games with three starts and posted 14 receptions for 176 yards (12.6 avg.) with a career-best five touchdowns and a team-best and career-high 15 special teams stops...Totaled two catches for 48 yards, including a 34-yard TD and also chipped in on two special teams tackles, vs. Minnesota, Sept. 21...Caught a throw for a 12-yard TD, marking his second consecutive contest with a score on Sunday night at Dallas, Sept. 28...Had three grabs for 53 yards, including a career-long 37-yard catch vs. Tampa Bay, Oct. 5...Caught a two-yard TD vs. Green Bay, Oct. 26...Hauled in a 17-yard reception and made two special teams stops at Pittsburgh, Nov. 30... Recorded seven- and eight yard TD receptions, marking first career multiple-TD game at Chicago, Dec. 15, and chipped in with two special teams tackles. **2013** - Played in 14 regular season games with three starts as a rookie and recorded six receptions for 44 yards with a touchdown. Rushed once for -8 yards and added three special teams tackles...Made his first career reception and finished the game with two catches for 17 yards vs. Buffalo, Oct. 27...Started in a

two-TE set and also posted his first career TD grab vs. San Francisco, a three-yard catch, Nov. 17...Finished with two receptions for 16 yards at Atlanta, Nov. 21...Inactive for games 14 and 15 (hamstring)...In Wild Card Playoff win at Philadelphia, 1/4/14, made his postseason debut and had one nine-yard reception...Recorded a 23-yard reception in NFC Divisional Playoff at Seattle, 1/11/14.

COLLEGE - Finished his college career with 152 receptions for 1,338 yards with nine touchdown grabs at Idaho State after transferring from Boise State, where he redshirted in 2008...Earned third-team AP All-American and second-team All-Big Sky in 2012 as he caught 70 passes for 630 yards and five TDs...In 2011, he played in 11 games with ten starts, and finished ranked second on team in receiving, collecting 48 passes for 407 yards and earning All-Big Sky honorable mention honors...Played in all 11 games in 2010 and totaled 25 grabs for 233 yards with three TDs...Graduated with bachelor's degree in sports management.

PERSONAL - Prepped at Blackfoot (Idaho) HS, where he was named first-team All-State and All-Conference...Also earned first-team All-High Country Conference in both baseball and basketball...Spoke to students at Ethel Schoeffner Elementary in Destrehan in the 2015 offseason as part of a Junior Training Camp...Served as guest speaker at Trinity Episcopal School's 2014-15 year-end athletic banquet...In the 2019 offseason, participated in a youth football camp at the Ochser Sports Performance Center for St. Michael's Special School students...Born Joshua James Hill, on May 21, 1990 in Blackfoot, Idaho.

JOSH HILL

Year	Team	GP	GS	RECEIVING				
				No	Yds	Avg	Lg	TD
2013	New Orleans	14	3	6	44	7.3	9	1
2014	New Orleans	16	3	14	176	12.6	37	5
2015	New Orleans	16	7	16	120	7.5	19	2
2016	New Orleans	9	8	15	149	9.9	35	1
2017	New Orleans	16	11	16	125	7.8	22	1
2018	New Orleans	16	11	16	185	11.6	23	1
NFL Totals		87	43	83	799	9.6	37	11

ADDITIONAL STATISTICS: **Rushing** - 1 att., -8 yds., -8 long in 2013; 1 att., -8 yds., -8 long in 2017; **Total:** 2 att., -16 yds., -8 long; **Kickoff Returns** - 1 for 0 yds. in 2015; **Special Teams Tackles** - (2013, 3); (2014, 15); (2015, 6); (2016, 3) **Total:** 27.

CAREER HIGHS: **Receptions** - 6, vs. Los Angeles Rams (11/27/16); **Receiving Yards** - 74, vs. Los Angeles Rams (11/27/16); **Long Reception** - 37, vs. Tampa Bay (10/5/14); **Receiving TDs** - 2, at Chicago (12/15/14); **Special Teams Tackles** - 2 (4x), last at Chicago (12/15/14).

POSTSEASON

Year	Team	GP	GS	RECEIVING				
				No	Yds	Avg	Lg	TD
2013	New Orleans	2	1	2	32	16.0	23	0
2017	New Orleans	2	1	6	103	17.2	25	1
2018	New Orleans	2	1	4	31	7.8	24	0
NFL Totals		6	3	12	166	13.8	25	1

POSTSEASON CAREER HIGHS: **Receptions** - 3 (3x), last vs. Philadelphia (1/13/19); **Receiving Yards** - 54, at Minnesota (1/14/18); **Long Reception** - 25, vs. Carolina (1/7/18); **Receiving TDs** - 1, vs. Carolina (1/7/18).



TAYSOM HILL

HEIGHT: 6-2 • WEIGHT: 221
COLLEGE: BRIGHAM YOUNG
JOINED SAINTS: WAI-17 (GB)
NFL EXPERIENCE: 3
BORN: 8/23/90

7
QB

NFL CAREER – Claimed off of waivers from Green Bay at the conclusion of the 2017 preseason by the Saints, Hill has provided value to New Orleans in multiple spots on both offense and special teams. His role expanded further in both phases in 2018, as he played in all 16 games and carried 37 times for 196 yards with two touchdowns, caught five passes, completed three-of-seven throws for 64 yards, returned 14 kickoffs for 348 yards (24.9 avg.), posted six special teams stops and blocked a punt.

CAREER TRANSACTIONS – Claimed by the New Orleans Saints off waivers from the Green Bay Packers, 9/3/17; Waived by the Packers, 9/2/17; Signed by the Packers as an undrafted free agent, 5/5/17.

HONORS – **2018:** NFC Special Teams Player of the Week (Week 14).

2018 – Played in all 16 regular season games and carried 37 times for 196 yards with two touchdowns, caught five passes, completed three-of-seven throws for 64 yards, returned 14 kickoffs for 348 yards (24.9 avg.), posted six special teams stops and blocked a punt...Contributed on offense and special teams at Atlanta, Sept. 23, rushing three-times for career-high 39 yards, including the Saints' longest rush of the game with a 35-yard gain, returning three kickoffs for 64 yards and one coverage stop...At New York Giants, Sept. 30, carried four times for 28 yards, completed one-of-two passes for ten yards, caught a pass for -4 yards and returned a kickoff 16 yards...Vs. Washington, Oct. 8, carried five times for 23 yards, scoring his first career TD on a third quarter one-yard run and returned two kickoffs for 43 yards...At Baltimore, Oct. 21, played on offense and special teams, carrying career-high six times for 35 yards and making two coverage tackles. Converted a fake punt for a first down on a direct snap, rushing up the middle for a four-yard gain...At Minnesota, Oct. 28, started at TE in jumbo package and connected with Michael Thomas on a career-long 44-yard completion on the opening drive. Also had a five-yard reception, carried three times for -2 yards and ran back two kickoffs for 50 yards...Vs. Los Angeles Rams, Nov. 4, played on offense and special teams, carrying twice for ten yards on offense and running back two kickoffs for 49 yards...At Cincinnati, Nov. 11, started at TE in jumbo package, carrying four times for 24 yards and catching a pass for 0 yards...Vs. Philadelphia, Nov. 18, started at WR and played on special teams, carrying three times for four yards, completing one-of-two passes for one yard and fielding a punt...Vs. Atlanta, Nov. 22, played on offense and on special teams, carrying twice for 13 yards and returning a kickoff 32 yards...At Tampa Bay, Dec. 9, helped New Orleans clinch their second straight NFC South title, as he blocked a punt midway through

the third quarter, setting up the Saints offense with their best field position at the Buccaneers 30-yard line. Hill was named NFC Special Teams Player of the Week... At Carolina, Dec. 17, played on offense and special teams, carrying once for 17 yards and recording an assisted coverage tackle...Threw a first quarter interception vs. Pittsburgh, Dec. 23...Vs. Carolina, Dec. 30, started in a two-TE set and also played on special teams, carrying three times for 11 yards with a nine-yard touch-down and catching a pass for a gain of three yards...In two postseason contests, carried three times for eight yards, caught a two-yard touchdown, threw an incomplete pass and had a special teams tackle...In NFC Divisional Playoff vs. Philadelphia, 1/13/19, carried two times for eight yards, including a second quarter four-yard rush on a successful fake punt attempt and added an assisted special teams stop...In NFC Championship game vs. Los Angeles Rams, 1/20/19, carried once for 0 yards, caught a two-yard touchdown and threw an incomplete pass. **2017** - After being claimed off of waivers from the Green Bay Packers at the conclusion of the preseason, Hill served as the club's third quarterback, but saw his playing debut on special teams in the last five games, where he recorded four tackles...Also played on special teams in both postseason games...In the preseason for Green Bay, completed 14-of-20 passes (70.0 pct.) for 149 yards with two touchdowns, zero interceptions and a 124.8 passer rating.

COLLEGE - Started 33 of 37 games played in five seasons at Brigham Young, finishing with 23 wins as starter...Finished his career with 6,929 yards and 43 TDs on 609-of-1,047 passing...Added 2,815 rushing yards and 32 TDs on 534 attempts...Finished fifth in school annals and first among signal-callers in rushing yards and posted nine 100-yard games...Started all 12 games he played in as senior, finishing with 222 completions on 372 attempts for 2,323 yards, 12 TDs...Carried 137 times for 603 yards and eight TDs...Started one game in 2015 before suffering season-ending foot injury and awarded medical red-shirt...Suffered injury on first drive of second quarter at Nebraska (September 5) on a 21-yard touchdown run and missed next three plays, but returned to throw a TD and play until early in fourth quarter...Finished the game with 21 completions on 34 attempts (61.8 pct.) for 268 yards and one TD, adding 72 rushing yards and two TDs on nine carries...Started five games as a junior in 2014, suffering a season-ending leg injury in the fifth game...Finished with 975 yards and seven TDs on 88-of-132 passing (66.7 pct.)...Contributed on the ground with 460 yards rushing and eight TDs on 87 attempts (5.3 avg.)...Started all 13 games as a sophomore in 2013 in his first full season as a starter, throwing for 2,938 yards and 19 TDs on 236-of-438 passing (53.9 pct.) with 14 interceptions...Ran for a career-high 1,344 yards and ten TDs on 246 attempts (5.5 avg.), including six 100-yard rushing games...Appeared in six games with two starts as a true freshman in 2012 before suffering a season-ending knee injury...Completed 42 of 71 passes (59.2 pct.) for 425 yards, four TDs and two interceptions in limited action...Ran for 336 yards and four touchdowns on 55 attempts (6.1 avg.)...Earned a bachelor's degree in finance.

PERSONAL - Attended Highland (Pocatello, Idaho) HS, where he played quarterback, punter and kicker...Also lettered three years in basketball and track and field, competing in the 200, 4x100 relay, 4x200 relay and long jump...Participated in a two-year Mormon mission to Australia...Brother-in-law, David Nixon, played linebacker for the Raiders (2009), Texans (2010) and Rams (2010-11)...Older

brother, Jordan, played defensive tackle at Arizona State (2003-06...Older brother, Dexter, played quarterback at Scottsdale Community College, Northern Iowa and Dixie State...Older sister, Celeste, played basketball at Western Wyoming Community College...On Dec. 4, 2018, surprised a lucky Saints fan and their family at their home with a Carnival Cruise and signed Saints merchandise...Taysom Shawn Hill was born on Aug. 23, 1990 in Pocatello, Idaho.

TAYSOM HILL

		PASSING												
Year	Team	GP	GS	Att	Cmp	Pct	Yds	Yds/Att	TD	Int	Lg	Sk	Lst	Rating
2017	New Orleans	5	0	0	0	0.0	0	0.0	0	0	0	0	0	0.0
2018	New Orleans	16	4	7	3	42.9	64	9.1	0	1	44	1	3	36.3
NFL Totals		21	4	7	3	42.9	64	9.1	0	1	44	1	3	36.3

		RECEIVING							RUSHING				
Year	Team	GP	GS	No	Yds	Avg	Lg	TD	Att	Yds	Avg	Lg	TD
2017	New Orleans	5	0	0	0	-	-	0	0	0	-	-	0
2018	New Orleans	16	4	3	4	1.3	5	0	37	196	5.3	35	2
NFL Totals		21	4	3	4	1.3	5	0	37	196	5.3	35	2

		KICKOFF RETURNS					PUNT RETURNS					
Year	Team	No	Yds	Avg	Lg	TD	No	FC	Yds	Avg	Lg	TD
2018	New Orleans	14	348	24.9	47	0	1	0	0	0.0	0	0
NFL Totals		14	348	24.9	47	0	1	0	0	0.0	0	0

ADDITIONAL STATISTICS: Special Teams Tackles – (2017, 4); (2018, 6) **Total: 10; Blocked Punts** – (2018, 1) **Total: 1.**

CAREER HIGHS: Attempts – 2 (2x), at N.Y. Giants (9/30/18) and vs. Philadelphia (11/18/18); **Completions** – 1 (3x), last vs. Philadelphia (11/18/18); **Passing Yards** – 44, at Minnesota (10/28/18); **Long Completion** – 44, at Minnesota (10/28/18); **Interceptions** – 1, vs. Pittsburgh (12/23/18); **Receptions** – 1 (3x), last vs. Carolina (12/30/18); **Receiving Yards** – 5, at Minnesota (10/28/18); **Long Reception** – 5, at Minnesota (10/28/18); **Receiving TDs** – 0; **Rushes** – 6, at Baltimore (10/21/18); **Rushing Yards** – 39, at Atlanta (9/23/18); **Long Rush** – 35, at Atlanta (9/23/18); **Rushing TDs** – 1 (2x), vs. Washington (10/8/18) and vs. Carolina (12/30/18); **Kickoff Returns** – 3, at Atlanta (9/23/18); **Kickoff Return Yards** – 64, at Atlanta (9/23/18); **Long Kickoff Return** – 47, vs. Cleveland (10/6/18); **Special Teams Tackles** – 2 (2x), last at Baltimore (10/21/18); **Blocked Punts** – 1, at Tampa Bay (12/9/18).

POSTSEASON

		PASSING												
Year	Team	GP	GS	Att	Cmp	Pct	Yds	Yds/Att	TD	Int	Lg	Sk	Lst	Rating
2017	New Orleans	2	0	0	0	0.0	0	0.0	0	0	0	0	0	0.0
2018	New Orleans	2	0	1	0	0.0	0	0.0	0	0	0	0	0	39.6
NFL Totals		4	0	1	0	0.0	0	0.0	0	0	0	0	0	39.6

		RECEIVING							RUSHING				
Year	Team	GP	GS	No	Yds	Avg	Lg	TD	Att	Yds	Avg	Lg	TD
2017	New Orleans	2	0	0	0	-	-	0	0	0	-	-	0
2018	New Orleans	2	0	1	2	2.0	2t	1	3	8	2.7	4	0
NFL Totals		4	0	1	2	2.0	2t	1	3	8	2.7	4	0

POSTSEASON ADDITIONAL STATISTICS: Special Teams Tackles – (2018, 1) **Total: 1.**

CAREER HIGHS: Attempts – 1, vs. L.A. Rams (1/20/19); **Completions** – 0; **Passing Yards** – 0; **Receptions** – 1, vs. L.A. Rams (1/20/19); **Receiving Yards** – 2, vs. L.A. Rams (1/20/19); **Long Reception** – 2t, vs. L.A. Rams (1/20/19); **Receiving TDs** – 1, vs. L.A. Rams (1/20/19); **Rushes** – 2, vs. Philadelphia (1/13/19); **Rushing Yards** – 8, vs. Philadelphia (1/13/19); **Long Rush** – 4, vs. Philadelphia (1/13/19); **Rushing TDs** – 0; **Special Teams Tackles** – 1, vs. Philadelphia (1/13/19).



WES HORTON

HEIGHT: 6-5 • WEIGHT: 265
COLLEGE: SOUTHERN CALIFORNIA
JOINED SAINTS: UFA-19 (CAR)
NFL EXPERIENCE: 7
BORN: 11/8/90

50
DE

NFL CAREER – After spending his first six NFL seasons contributing to a strong defensive line for the Carolina Panthers, Wes Horton will compete for playing time along the New Orleans Saints defensive front. The former Southern California standout has posted career totals of 94 tackles (65 solo), 15.5 sacks, one pass defended, six forced fumbles and two fumble recoveries in 77 regular season games played with 38 starts.

CAREER TRANSACTIONS – Signed by the Saints (UFA-Car.), 5/21/19; Signed to a one-year contract extension by Carolina, 2/27/17; Re-signed by Carolina to a one-year contract, 10/4/16; Waived by Carolina, 9/4/16; Signed by Carolina, 2/16/16; Signed to the practice squad by Carolina, 1/6/16; Waived from the exempt/commissioner's permission list by Carolina, 12/28/15; Placed on the exempt/commissioner's permission list by Carolina, 12/21/15; Suspension lifted by NFL, 12/21/15; Suspended for violating policy on performance enhancing substances by NFL, 11/23/15; Re-signed by Carolina, 10/6/15; Waived by Carolina, 10/3/15; Signed as an undrafted free agent by Carolina, 5/10/13.

2018 – Appeared in all 16 games with eight starts in his final season in Carolina and posted 22 tackles (14 solo) and 1.5 sacks...Started and finished with three tackles (two solo) and 1.5 sacks in season opener vs. Dallas, Sept. 9. **2017** – Played in all 16 regular season games for Carolina and recorded 5.5 sacks, 17 total tackles, ten quarterback pressures and a team-high three forced fumbles...At San Francisco, Sept. 10, tallied two tackles, one sack, one forced fumble and one quarterback pressure. Recorded a strip-sack on 49ers quarterback Brian Hoyer in the first quarter, setting the Panthers up for a touchdown on the ensuing drive...Vs. Atlanta, Nov. 15, Saw action as a reserve defensive end and tallied one tackle and one sack. Notched second sack of the season in the third quarter, dropping quarterback Matt Ryan for a five-yard loss...Recorded a career-high four tackles, one sack and one forced fumble at New York Jets, Nov. 26. Tallied a strip-sack on Jets quarterback Josh McCown in the fourth quarter, resulting in a 34-yard fumble return for a touchdown by linebacker Luke Kuechly...Tallied a season-high 1.5 sacks vs. Tampa Bay, Dec. 24. Credited with a strip-sack on quarterback Jameis Winston on the Buccaneers' opening drive of the game. **2016** – Played in 11 games with 10 starts for the Carolina Panthers and posted 13 tackles (eight solo), 2.5 sacks, two forced fumbles and two fumble recoveries...Recorded first career fumble recovery vs. San Diego, Dec. 11. **2015** – Played in eight games with two starts for Carolina and posted eight tackles (six solo), one sack and six quarterback pressures...Started at Seattle, Oct. 18 and posted three tackles (two solo) and one sack. **2014** – Played in 16 games for the Carolina Pan-

VETERANS

thers, starting the last 15 and both postseason contests. Posted career-highs of 26 tackles, three sacks and eight quarterback pressures, along with one forced fumble and one pass defended...Contributed to a defense that finished 2014 10th in the NFL in total defense and set an NFL record for fewest yards allowed in a postseason game with 78. **2013** - Played in 10 games for Carolina as a rookie and posted eight tackles, two sacks and one quarterback pressure...Contributed to a Carolina defensive unit in 2013 that ranked second in the NFL in total defense and points allowed and led the league in sacks while finishing second in rushing defense and sixth in passing defense...Notched first two career sacks vs. Tampa Bay, Dec. 1, dropping quarterback Mike Glennon for losses of four and five yards. The only undrafted rookie in the NFL to have two or more sacks in a game in 2013.

COLLEGE - Played in 47 games with 32 starts at Southern California...Produced 117 tackles, 18 tackles for loss, 14.5 sacks, five quarterback pressures, two forced fumbles, three fumble recoveries and nine passes defended...All-Pac-12 Conference honorable mention in 2012 as a senior...Recorded 43 tackles, 6.5 tackles for loss, two fumble recoveries and two passes defended...Second-team All-Pac-12 Conference choice as a junior in 2011...Posted 22 tackles, 4.5 tackles for loss, four sacks, two quarterback pressures, one forced fumble and two passes defended...As a freshman in 2009, logged 23 tackles, 1.5 tackles for loss, a sack, two quarterback pressures, a fumble recovery and a pass defended...Redshirted as true freshman in 2008...Majored in human performance.

PERSONAL - Attended Notre Dame (Sherman Oaks, Calif.) HS...Born on November 8, 1990 in West Hills, Calif.

WES HORTON

Year	Team	GP	GS	TACKLES			Yds	INTERCEPTIONS					FUMBLES		
				Tot	Solo	Asst		No	Yds	Lg	TD	PD	FF	FR	Yds
2013	Carolina	10	0	8	7	1	2.0	9.0	0	0	0	0	0	0	0
2014	Carolina	16	15	26	17	9	3.0	17.0	0	0	0	1	1	0	0
2015	Carolina	8	2	8	6	2	1.0	3.0	0	0	0	0	0	0	0
2016	Carolina	11	10	13	8	5	2.5	11.5	0	0	0	0	2	2	4
2017	Carolina	16	0	17	13	4	5.5	35.5	0	0	0	0	3	0	0
2018	Carolina	16	8	22	14	8	1.5	5.5	0	0	0	0	0	0	0
NFL Totals		77	38	94	65	29	15.5	81.5	0	0	0	1	6	2	4

CAREER HIGHS: Tackles - 4 (4x), last at Philadelphia (10/21/18); Sacks - 2, vs. Tampa Bay (12/1/13); Interceptions - 0; Passes Defended - 1, at Baltimore (9/28/14); Forced Fumbles - 1 (6x), last vs. Tampa Bay 12/24/17; Fumble Recoveries - 1 (2x), last at Washington, 12/19/16.

POSTSEASON

Year	Team	GP	GS	TACKLES			Yds	INTERCEPTIONS					FUMBLES		
				Tot	Solo	Asst		No	Yds	Lg	TD	PD	FF	FR	Yds
2014	Carolina	2	2	3	2	1	0.0	0.0	0	0	0	0	1	0	0
2017	Carolina	1	0	0	0	0	0.0	0.0	0	0	0	0	0	0	0
NFL Totals		3	2	3	2	1	0.0	0.0	0	0	0	0	1	0	0

POSTSEASON CAREER HIGHS: Tackles - 2, at Seattle (1/10/15); Forced Fumbles - 1, at Seattle (1/10/15).



ULRICK JOHN

HEIGHT: 6-6 • WEIGHT: 312
COLLEGE: GEORGIA STATE
JOINED SAINTS: UFA-19 (NE)
NFL EXPERIENCE: 6
BORN: 5/20/92

65
T

NFL CAREER - Originally selected by the Indianapolis Colts in the seventh round of the 2014 NFL Draft, this sixth-year offensive lineman was signed by New Orleans after participating in the club's rookie minicamp on a tryout basis. In 2018, the 6-foot-6, 312-pounder signed with the New England Patriots in the off-season but spent the season on Injured Reserve.

CAREER TRANSACTIONS - Signed by New Orleans Saints (UFA-NE), 5/13/19; Placed on Injured Reserve by New England Patriots, 10/24/17; Signed by Patriots (UFA-GB) to a one-year contract, 9/6/17; Signed by Green Bay Packers to the 53-man roster from the Arizona Cardinals practice squad, 9/26/17; Signed by Arizona to the practice squad, 9/14/17; Released by Cardinals, 9/12/17; Placed on Injured Reserve by Cardinals, 12/13/16; Signed by Cardinals to the 53-man roster from the Miami Dolphins practice squad, 10/7/16; Signed by Dolphins to the practice squad, 9/5/16; Waived by the Dolphins, 9/3/16; Signed by Dolphins to the 53-man roster from the Indianapolis Colts practice squad, 11/2/15; Signed by the Colts to the practice squad, 9/6/15; Waived by the Colts, 9/5/15; Placed on Injured Reserve by the Colts, 8/26/14; Signed by the Colts to a four-year contract, 5/15/14; Originally selected by the Colts in the seventh round (232nd overall) of the 2014 NFL Draft.

2018 - Spent season on Injured Reserve for New England. **2017** - Went to training camp with the Cardinals and initially made the 53-man roster out of training camp before being released on Sept. 12...Joined the Cardinals practice squad on Sept. 14 and was signed by Green Bay to the 53-man roster on Sept. 26...Appeared in five games for the Packers along the line as a reserve. **2016** - Went to training camp with Miami and began the regular season on the Dolphins practice squad before being added to the Cardinals 53-man roster on Oct. 7...Started all three games he appeared in before suffering a season-ending injury...Placed on injured reserve on Dec. 13...Was active but did not play in his first five games on the Arizona 53-man roster...Made Cardinals debut in his first career start at right tackle at Atlanta, Nov. 27...Part of a line that helped the Cardinals run for a season-high 175 yards at Miami, Dec. 11. **2015** - Played in two regular-season games for Miami as a reserve...Made his NFL debut as a reserve tackle at San Diego Chargers, Dec. 20. **2014** - Spent entire rookie season for Indianapolis on Injured Reserve after suffering an injury during the preseason.

COLLEGE - Was a four-year letterman at Georgia State from 2010-13, starting 25-of-36 games in his career...Started 11 games at left tackle as a senior in 2013 and received honorable mention All-Sun Belt honors...Made ten starts at left

VETERANS

tackle as a junior in 2012...Appeared in ten games with four starts at left tackle, guard and center as a sophomore...Played in four games as a true freshman during Georgia State's inaugural football season.

PERSONAL - Attended Bradwell Institute (Hinesville, Ga.)...Was a *Savannah Morning News* first-team All-Savannah selection as a senior...Played C, DE and LS...A two-time first-team All-Region choice...Played basketball and baseball

ULRICK JOHN

Games Played/Started: Miami - (2015, 2/0); Arizona - (2016, 3/3); Green Bay - (2017, 5/0) **Totals: 10/3.**



CAMERON JORDAN

HEIGHT: 6-4 • **WEIGHT:** 287
COLLEGE: CALIFORNIA
JOINED SAINTS: D1A-11
NFL EXPERIENCE: 9
BORN: 7/10/89

94
DE

NFL CAREER - Jordan enjoyed another standout campaign in 2018 with 49 tackles, 12 sacks, six passes defended, one forced fumble and one fumble recovery as he was selected to his fourth overall Pro Bowl and second consecutive. He also achieved *Associated Press* All-Pro for the second straight season. He finished the 2018 season with 71.5 career sacks, moving him into fourth place on the club's all-time sack list, leading the club in takedowns for the fourth consecutive season. The first defensive lineman in team record books and second Saint overall to record at least 7.5 sacks in seven different seasons and became just the fourth player in franchise history to record at least five seasons with double-digit sack totals (12.5-2013, 10.0-2015, 13.0-2017, 12.0-2018), joining LB Rickey Jackson (six seasons) and DE Wayne Martin and LB Pat Swilling (five seasons). He has also registered multiple sacks in a game (1.5 or more) 17 times in his career, with nine of those coming against teams from the NFC South (five vs. Atlanta; three vs. Tampa Bay; one vs. Carolina). An explosive and physical defensive end, the former University of California standout possesses the combination of size, speed and strength to play end in either a 3-4 or 4-3 alignment. Jordan has appeared in 128 games with 127 starts, posting career totals of 504 stops (310 solo), 71.5 quarterback takedowns, two interceptions, 46 passes defended, ten forced fumbles, nine fumble recoveries and one blocked kick. He's also appeared in eight (seven starts) career postseason games, tallying 30 tackles (21 solo), 4.5 sacks and five passes defended, the club's all-time leader in takedowns in the playoffs.

CAREER TRANSACTIONS - Signed by Saints to a three-year contract extension, 6/12/19; Signed by Saints to a five-year contract extension, 6/2/15;

Signed by Saints, 8/2/11; Selected by New Orleans Saints in the first round (24th overall) of the 2011 NFL Draft.

HONORS – **2018:** Pro Bowl; Second-team All-Pro (*Associated Press*); PFWA All-NFC; **2017:** NFC Defensive Player of the Week (Week Six); NFC Defensive Player of the Month (November); Pro Bowl; First-team All-Pro (*Associated Press* and *The Sporting News*); PFWA All-NFL and All-NFC; Saints Man of the Year (club nominee for NFL Walter Payton Man of the Year); **2015:** Pro Bowl; **2013:** Pro Bowl.

2018 – After being chosen as a defensive captain for the fourth consecutive season, started all 16 regular season games for the seventh straight campaign and notched 12.0 sacks, 49 tackles, one forced fumble, one fumble recovery and six passes defended, finishing the season with 71.5 career sacks, moving him past Will Smith onto fourth place on the club's all-time sack list, leading the team in takedowns for the fourth straight season and sixth time in eight...Selected to the Pro Bowl for the fourth time in his eight-year career, the only Saints defensive lineman to be named four times and was selected as an *Associated Press* second-team All-Pro. In two postseason contests, both of which he started, collected six tackles (four solo), one sack and one pass defended...Against Cleveland, Sept. 16, sacked Browns QB Tyrod Taylor twice for a loss of 11 yards...Tallied five tackles (four solo), two sacks and one pass defended at Atlanta, Sept. 23...Posted two solo tackles and a sack for six-yard loss vs. Washington, Oct. 8...Registered a sack for two-yard loss at Cincinnati, Nov. 11...Notched four solo tackles and two sacks on Thanksgiving night vs. Atlanta, Nov. 22. His 14 career sacks of QB Matt Ryan are more than he's totaled against any other QB...At Dallas, Nov. 29, tallied seven tackles (three solo) and two sacks, one forced fumble and one fumble recovery as he surpassed Smith to move into fourth place in club record books in quarterback takedowns...Tallied four solo tackles and two sacks at Tampa Bay, Dec. 9 as Saints clinched second consecutive NFC South title...In NFC Divisional Playoff vs. Philadelphia, 1/13/19, recorded three solo tackles and one pass defended as the Saints held the Eagles scoreless in the final three quarters...In NFC Championship vs. L.A. Rams, 1/20/19, started at LDE and recorded three tackles (one solo) and one sack. **2017** – After being chosen as a defensive captain for the third consecutive season, started all 16 regular season games for the sixth consecutive season and tallied a career-high 13.0 sacks, a defensive line-best 62 tackles (48 solo), an interception in the end zone for a touchdown, two forced fumbles and a career-best 11 passes defended to lead NFL defensive linemen, finishing the season with 59.5 career sacks, moving him past four players onto fifth place on the club's all-time sack list, leading the team in takedowns tied for fourth in the NFL, as he was invited to the Pro Bowl, the only defensive lineman to be named three times and was selected as an *Associated Press* first-team All-Pro for the first time. The consistent Jordan also became the first Saint to have six straight seasons of at least 60 tackles and 7.5 sacks. In two postseason contests, both of which he started, collected four tackles (two solo), one sack and two passes defended...At Minnesota, Sept. 11, made two tackles (two solo), one sack and one pass defended...At Carolina, Sept. 24, recorded seven tackles (three solo) and one sack...At Miami in London's Wembley Stadium, Oct. 1, played in 100th career game and recorded four solo tackles, a sack and a pass defended, part of an effort that resulted in New Orleans' first shutout since 2012 in a 20-0 blanking...Vs. Detroit, Oct. 15, started 100th career game and made five tackles, dropped QB Matthew Stafford twice for a 12-yard loss, picked off Stafford in the end zone for a

JORDAN SACK NOTES

Jordan has posted 71.5 career sacks, fourth in club record books. Below is a breakdown of the 71.5 sacks.

BY CONFERENCE AND DIVISION

	Sks	Yds/Lst		Sks	Yds Lst
NFC	56.5	400.0	AFC	15	88.0
NFC South	33.5	231.5	AFC East	4	37.0
NFC West	8.5	65.5	AFC North	4	13.0
NFC North	7.5	50.5	AFC West	4	16.0
NFC East	7	43.0	AFC South	3	22.0

BY TEAM

	Sks	Yds/Lst		Sks	Yds Lst
Atlanta	14.0	66.0	Washington	2.0	16.0
Tampa Bay	11.5	91.5	Miami	2.0	19.0
Carolina	8.0	74.0	Minnesota	2.0	12.0
L.A. Rams	3.0	29.0	San Diego/L.A. Chargers	2.0	12.0
Arizona	3.0	23.0	N.Y. Giants	1.0	6.0
Philadelphia	3.0	21.0	New England	1.0	5.0
Detroit	3.0	19.0	Denver	1.0	4.0
San Francisco	2.5	13.5	Pittsburgh	1.0	0.0
Green Bay	2.0	15.0	Buffalo	1.0	13.0
Indianapolis	2.0	12.0	Houston	1.0	10.0
Cleveland	2.0	11.0	Cincinnati	1.0	2.0
Dallas	2.0	10.0	Chicago	0.5	4.5

BY QUARTERBACK

	Sks	Yds/Lst		Sks	Yds Lst
Matt Ryan	14.0	66.0	Thad Lewis	1.0	13.0
Cam Newton	8.0	74.0	Brian Hoyer	1.0	10.0
Jameis Winston	7.0	59.5	Ryan Tannehill	1.0	9.0
Michael Vick	3.0	21.0	Jay Cutler	1.0	10.0
Josh Freeman	3.0	23.0	Kirk Cousins	1.0	10.0
Jared Goff	3.0	29.0	Sam Bradford	1.0	5.0
Matthew Stafford	3.0	19.0	Andy Dalton	1.0	2.0
Carson Palmer	3.0	23.0	Teddy Bridgewater	1.0	7.0
Colin Kaepernick	2.5	13.5	Eli Manning	1.0	6.0
Philip Rivers	2.0	12.0	Alex Smith	1.0	6.0
Dak Prescott	2.0	10.0	Tom Brady	1.0	5.0
Tyrod Taylor	2.0	11.0	Trevor Siemian	1.0	4.0
Aaron Rodgers	2.0	15.0	Ben Roethlisberger	1.0	0.0
Andrew Luck	2.0	12.0	Mitchell Trubisky	0.5	4.5
Josh McCown	1.5	9.0			

touchdown and deflected two passes, earning NFC Defensive Player of the Week honors for the first time in his career...Vs. Chicago, Oct. 29, posted four tackles (two solo) and a split sack as Saints surrendered 307 net yards. With 53.5 career sacks, moved past DL Frank Warren into fifth place on the franchise's all-time list... Vs. Tampa Bay, Nov. 5, tallied seven tackles (five solo) and 1.5 sacks...Vs. Washington, Nov. 19, recorded four solo tackles and added one sack...At L.A. Rams, Nov. 26, recorded four solo tackles, including two sacks and two passes defended, as key part of an effort that surrendered only 88 yards rushing and the Rams were limited to 3.5 yards per carry...Vs. NYJ, Dec. 17, posted one solo tackle and tied career-high with four passes defended, as New Orleans surrendered under 300

yards (294) for seventh time of season...Vs. Atlanta, Dec. 24, recorded three solo stops, including two sacks...In regular season finale at Tampa Bay, Dec. 31, recorded four solo tackles and one sack. Passed Wilks and moved into sole possession of ninth place on club's all-time sack list...In NFC Wild Card Playoff vs. Carolina, 1/7/18, recorded three tackles (two solo), one sack for a nine-yard loss and a postseason career-high two passes defended...In NFC Divisional Playoff vs. Minnesota, 1/14/18, started at RDE and played on special teams and recorded one assisted tackle. **2016** - Defensive team captain started all 16 games and tallied 7.5 sacks, 66 tackles (39 solo), one forced fumble and four passes defended over 16 starts, leading team in takedowns and the defensive line in stops...At NYG, Sept. 18, made seven tackles (three solo) and one sack...Vs. Atlanta, Sept. 26, recorded four tackles (one solo) and a split sack...At Chargers, Oct. 2, recorded eight tackles (four solo), a sack and a forced fumble, part of an effort that surrendered 2016-low 38 yards rushing...At San Francisco, Nov. 6, tallied three tackles (two solo) and split a sack...Vs. Denver, Nov. 13, recorded nine tackles to tie a team-high and added one sack...Vs. L.A. Rams, Nov. 27, recorded three tackles (two solo), including one sack, as a key part of a defensive effort that surrendered only 247 total net yards...At Tampa Bay, Dec. 11, posted five tackles (one solo) and a split sack, as the defense surrendered less than 300 total net yards (294) for the third time in a four-game period...At Arizona, Dec. 18, recorded three solo stops, including a sack...Vs. Tampa Bay, Dec. 24, recorded five solo tackles, one sack and one pass defended. **2015** - After being chosen as a defensive captain for the first time in his career, started all 16 games and posted 61 tackles (39 solo), ten sacks for a total loss of 67 yards, seven passes defended, a forced fumble and two fumble recoveries. Was named to his second career Pro Bowl. Sack total was tied for 15th in the NFL and tied for ninth in defensive fumble recoveries, while the season marked his second double-digit sack performance, making him just the ninth Saint to post multiple double-digit takedown campaigns...Posted three solo tackles, one sack and a fumble recovery vs. Tampa Bay, Sept. 20...Had his best game of season vs. Atlanta, Oct. 15, recording career-high-tying three sacks, seven tackles (six solo), one forced fumble and one fumble recovery...At Indianapolis, Oct. 25, posted three tackles (two solo), two sacks and three passes defended. Finished October with five sacks, the most he's recorded in single month...At Houston, Nov. 29, registered three solo tackles, one sack and one pass defended...Vs. Carolina, Dec. 6, finished with season-high 10 tackles (four solo) and a sack for a nine-yard loss...Posted three tackles (two solo) and one sack vs. Detroit, Dec. 21...In season finale at Atlanta, 1/3/16, recorded four tackles (two solo), a sack of Ryan and a blocked field goal. Became ninth Saint to have multiple double-digit sack seasons. **2014** - Started all 16 games. Tallied 65 tackles to lead the defensive line, 7.5 sacks for a loss of 49 yards, one interception, five passes defended and one fumble recovery...Made 50th career start and earned first sack of the season for a seven-yard loss in the fourth quarter and posted three tackles (two solo) vs. Minnesota, Sept. 21...Recorded four stops (three solo) and two sacks of QB Aaron Rodgers vs. Green Bay, Oct. 26...Totaled five tackles (four solo) and a sack of Cam Newton for a nine-yard loss at Carolina, Oct. 30...Led line with five stops (three solo), a fumble recovery and a sack of QB Colin Kaepernick for a loss of nine yards, his third consecutive game with at least one sack, four total in the span, vs. San Francisco, Nov. 9...Led the line with seven tackles (two solo) while contributing his first-career interception off a pass he tipped to himself and the team's only sack, when he dropped QB Ben Roethlisberger in the fourth quarter, while adding a career-high four passes defended at

Pittsburgh, Nov. 30. Posted the first pick by a Saints defensive lineman since Will Smith at Dallas on Nov. 25, 2010...Tallied six tackles to lead line and 1.5 sacks of QB Josh McCown at Tampa Bay, Dec. 28. **2013** - Opened all 16 regular season games and both playoff contests. In the regular season, recorded 66 tackles (32 solo), a club-best 12.5 sacks for loss of 101.5 yards, including three games with multiple takedowns four passes defended, two forced fumbles and two fumble recoveries. Sack total ranked fifth in NFL and defensive fumble recovery total tied for sixth. Selected to first career Pro Bowl as first Saints defensive lineman to be named to the NFL's all-star game since Smith in 2006. In two playoff contests, recorded 11 tackles (seven solo) and 2.5 sacks...Finished with six tackles (three solo) and a sack that caused a fumble at Tampa Bay, Sept. 15...Recorded seven tackles (three solo) and two sacks vs. Arizona, Sept. 22...Posted at least a sack in third consecutive contest vs. Miami, Sept. 30...Recorded four tackles and a fumble recovery at Chicago, Oct. 6...Notched a sack for second consecutive contest, when he dropped QB Thad Lewis, along with four stops (one solo), a forced fumble and one fumble recovery vs. Buffalo, Oct. 27...Sacked Kaepernick vs. San Francisco, Nov. 17...Had a season-high 2.5 sacks at Atlanta, Nov. 21...Recorded five tackles (three solo) and two sacks vs. Carolina, Dec. 8...Tied for team lead with six tackles (two solo) while adding one more takedown of Newton to increase total to 12.5 at Carolina, Dec. 22...Recorded four tackles and a postseason career-high 1.5 sacks of Nick Foles in NFC Wild Card Playoff at Philadelphia, 1/4/14...Sacked QB Russell Wilson as part of a seven tackle (four solo) day in NFC Divisional Playoff at Seattle, 1/11/14. **2012** - Started all 16 games for the first time in his career and finished with a career-high 76 tackles (52 solo) to lead defensive line in stops, a team-leading eight sacks, three passes defended, three forced fumbles and two fumble recoveries. Also led club in forced fumbles and tied for team lead in fumble recoveries, tied for the 15th-highest total in the NFL. Opened 15 contests at left end and started at DT at Denver, Oct. 28...Notched five sacks in four-game stretch between Oct. 7-Nov. 5, where the Saints posted a 3-1 mark...Posted a career-high 13 tackles (nine solo) in opener vs. Washington, Sept. 9...Notched one sack of Newton, adding four tackles at Carolina, Sept. 16...Had a quarterback takedown for a seven-yard loss vs. San Diego, Oct. 7...Had a sack for a four-yard loss and also recorded his first-career forced fumble on a

2018 GAME BY GAME

DEFENSE

Date	Opp.	GP	ST	SOLO	AST	TOT	SACK / YDS	INT / YDS	PD	FF	FR
9/9	TB	X	X	3	3	6	0.0 / 0.0	0 / 0	1	0	0
9/16	CLE	X	X	2	0	2	2.0 / 11.0	0 / 0	0	0	0
9/23	@ATL	X	X	4	1	5	2.0 / 8.0	0 / 0	1	0	0
9/30	@NYG	X	X	1	1	2	0.0 / 0.0	0 / 0	0	0	0
10/8	WAS	X	X	2	0	2	1.0 / 6.0	0 / 0	0	0	0
10/21	@BAL	X	X	2	0	2	0.0 / 0.0	0 / 0	0	0	0
10/28	@MIN	X	X	3	0	3	0.0 / 0.0	0 / 0	1	0	0
11/4	LAR	X	X	1	1	2	0.0 / 0.0	0 / 0	0	0	0
11/11	@CIN	X	X	1	0	1	1.0 / 2.0	0 / 0	0	0	0
11/18	PHI	X	X	1	0	1	0.0 / 0.0	0 / 0	1	0	0
11/22	ATL	X	X	4	0	4	2.0 / 9.0	0 / 0	0	1	0
11/29	@DAL	X	X	3	4	7	2.0 / 10.0	0 / 0	0	1	1
12/9	@TB	X	X	4	0	4	2.0 / 21.0	0 / 0	1	0	0
12/17	@CAR	X	X	3	2	5	0.0 / 0.0	0 / 0	0	0	0
12/23	PIT	X	X	1	1	2	0.0 / 0.0	0 / 0	1	0	0
12/30	CAR	X	X	0	1	1	0.0 / 0.0	0 / 0	0	0	0
2018 Season		16	16	35	14	49	12.0 / 67.0	0 / 0	6	1	1

fourth-and-one play at the goal line at Tampa Bay, Oct. 21...Recorded the first multi-sack game of his career, tallying three quarterback takedowns of QB Michael Vick, six tackles and one forced fumble vs. Philadelphia, Nov. 5...Sacked Ryan for six-yard loss and also added seven tackles at Atlanta, Nov. 29...Dropped QB Josh Freeman for seven-yard loss, forcing the fumble and recovering it to directly lead to a New Orleans TD in a 41-0 shutout of Tampa Bay, Dec. 16. Also added four tackles (three solo). **2011** - Played in all 16 games with 15 starts as rookie, 13 at LDE and two at RDE...Recorded 59 tackles (27 solo) with a sack, six passes defended and a fumble recovery...Appeared in both postseason contests, starting one and recorded nine tackles (eight solo) and a pass defended...Made NFL-debut in the league season opener at Green Bay, Sept. 8, starting at right end and finished with four tackles (three solo)...After opening the first two games at right end, moved to left end where he played for the remainder of the season, vs. Houston, Sept. 25, and posted five tackles (two solo)...Finished with eight tackles (two solo) at Tampa Bay, Oct. 16...Recorded five tackles and the first fumble recovery and pass defended of career, vs. Indianapolis, Oct. 23. Picked up first quarter fumble by RB Delone Carter that was recovered at the New Orleans 48-yard line and eventually led to a Saints TD and 21-0 lead...Tied season-best and then-career-high with eight stops (one solo) at Atlanta, Nov. 13...Recorded first sack of his NFL career to go with three solo tackles in regular season finale vs. Carolina, 1/1/12...In a return to the Bay area where he played in college, started at left end and led the Saints with eight tackles (seven solo) and one pass defended in NFC Divisional Playoff at San Francisco, 1/14/12.

COLLEGE - Played both LDE and RDE in a 3-4 and appeared in 50 games with 33 starts, finishing college career with 175 tackles (88 solo), 16.5 sacks, 34 tackles for loss, four forced fumbles, four fumble recoveries, one interception and five pass deflections over four seasons at California...All-American second-team choice by the *NFL Draft Report* and an All-Pac-10 Conference first-team selection by league coaches as a senior, where as defensive team captain, he started all 12 games at LDE in 3-4 and recorded 62 tackles (33 solo), 5.5 sacks, 12.5 stops behind the line of scrimmage, three forced fumbles, one recovered for a touchdown and four passes defended...Earned All-Pac 10 honorable mention and was recipient of team's Bob Tessier Award as the most improved defensive lineman as a junior when he served as starting RDE and recorded 48 tackles (26 solo), ranking second on team with six sacks and 9.5 tackles for losses, also recovering a fumble and defending a pass...As sophomore, started eight games and played in every contest at RDE, posting 47 tackles (26 solo), four sacks, placing second among defenders with 11 stops for loss...Posted one interception returned three yards, as he forced a fumble and recovered another...Played in all 13 games as a freshman and had 18 tackles (seven solo) with a sack and a fumble recovery returned 13 yards for a touchdown...Legal studies major.

PERSONAL - Father Steve, played college football at Brown, then for 13 seasons with the Minnesota Vikings, where he was a six-time Pro Bowl selection, recording career totals of 498 receptions for 6,307 yards and 28 touchdowns...Prepped at Chandler (Ariz.) HS...Earned All-State his senior year in 2006 after registering 85 tackles and 17.5 sacks...Named the Fiesta Region Defensive Player of the Year after breaking Chandler's career quarterback takedown record in only one season...Also was the state discus champion as a senior...Since joining the Saints, Jordan has established himself as one of the team's leading philanthro-

pists through his work with the team, with him being recognized as the club's 2017 nominee for the NFL Walter Payton Man of the Year award...A regular visitor to the pediatric ward of Ochsner Medical Center and to area schools as part of the to discuss topics such as literacy, academics and physical fitness and an annual participant in the players turkey giveaway...Participated in Rebuilding Together's "Kickoff to Rebuild" event prior to Super Bowl XLVII in New Orleans, where he assisted in painting the front of several rehabilitated houses and also served as a celebrity judge for a barbeque competition...In 2013, he and teammates hosted a toy and bike giveaway with the club and the Marines...Spokesman for the Saints Kids Club, hosting an end-of-season camp and clinic for members...In 2016, collaborated with TNT of the Harlem Globetrotters to appear at the International School in Metairie to visit with students and emphasize an anti-bullying theme...In 2017, participated in a karaoke contest aboard a Carnival cruise ship against former teammate Mark Ingram II, which he won and in his honor, \$10,000 was donated in his name to the United Way of Southeastern Louisiana...Hosted a football camp for local youth in 2018 and 2019...Participates in ACME Truck Line school visits at local high schools to promote the importance of safe driving...Visited NOCCA with Alvin Kamara to encourage students who created the featured son 'Shut 'Em Down' for the 2018 Saints-Falcons Thanksgiving game...In the 2017 and 2019 offseasons, participated in USO Tours to visit with and support troops stationed abroad...Participated in the 2019 Saints Hall of Fame Golf Tournament...Cameron Tyler Jordan was born July 10, 1989.

CAMERON JORDAN

Year	Team	GP	GS	Tot	TACKLES				Yds	INTERCEPTIONS					FUMBLES		
					Solo	Asst	Sk			No	Yds	Lg	TD	PD	FF	FR	Yds
2011	New Orleans	16	15	59	27	32	1.0		5.0	0	0	0	0	6	0	1	0
2012	New Orleans	16	16	76	52	24	8.0		54.0	0	0	0	3	3	3	2	0
2013	New Orleans	16	16	66	32	34	12.5		101.5	0	0	0	0	4	2	2	11
2014	New Orleans	16	16	65	38	27	7.5		49.0	1	6	6	0	5	0	1	0
2015	New Orleans	16	16	61	39	22	10.0		67.0	0	0	0	0	7	1	2	0
2016	New Orleans	16	16	66	39	27	7.5		51.5	0	0	0	0	4	1	0	0
2017	New Orleans	16	16	62	48	14	13.0		93.5	1	0	0	1	11	2	0	0
2018	New Orleans	16	16	49	35	14	12.0		67.0	0	0	0	0	6	1	1	0
NFL Totals		128	127	504	310	194	71.5		488.5	2	6	6	1	46	10	9	11

ADDITIONAL STATISTICS: Blocked Kicks – (2015, 1) Total: 1.

CAREER HIGHS: Tackles – 13, vs. Washington (9/9/12); Sacks – 3 (2x), last vs. Atlanta (10/15/15); Interceptions – 1 (2x), at Pittsburgh (11/30/14) and vs. Detroit (10/15/17); Passes Defensed – 4 (2x), at Pittsburgh (11/30/14) and vs. N.Y. Jets (12/17/17); Forced Fumbles – 1 (10x), last at Dallas (11/29/18); Fumble Recoveries – 1 (9x), last at Dallas (11/29/18); Blocked Field Goals – 1, at Atlanta (1/3/16).

POSTSEASON

Year	Team	GP	GS	Tot	TACKLES				Yds	INTERCEPTIONS					FUMBLES		
					Solo	Asst	Sk			No	Yds	Lg	TD	PD	FF	FR	Yds
2011	New Orleans	2	1	9	8	1	0.0		0.0	0	0	0	0	2	0	0	0
2013	New Orleans	2	2	11	7	4	2.5		15.0	0	0	0	0	0	0	0	0
2017	New Orleans	2	2	4	2	2	1.0		9.0	0	0	0	0	2	0	0	0
2018	New Orleans	2	2	6	4	2	1.0		8.0	0	0	0	0	1	0	0	0
NFL Totals		8	7	30	21	9	4.5		32.0	0	0	0	0	5	0	0	0

POSTSEASON CAREER HIGHS: Tackles – 8, at San Francisco (1/14/12); Sacks – 1.5, at Philadelphia (1/14/14); Interceptions – 0; Passes Defensed – 2, vs. Carolina (1/17/18); Forced Fumbles – 0; Fumble Recoveries – 0.



ALVIN KAMARA

HEIGHT: 5-10 • WEIGHT: 215
COLLEGE: TENNESSEE
JOINED SAINTS: D3A-17
NFL EXPERIENCE: 3
BORN: 7/25/95

41
RB

NFL CAREER – Selected by the Saints in the third round (67th overall) of the 2017 NFL Draft, Kamara played in 15 games and totaled 194 carries for a team-high 883 yards (4.6 avg.) and 14 touchdowns, and 81 receptions for 709 yards (8.8 avg.) and four touchdowns for a club-best 1,592 total yards from scrimmage. Selected to the Pro Bowl for the second consecutive season, he will look to build on an impressive sophomore campaign in 2019.

CAREER TRANSACTIONS – Signed to a four-year contract, 6/2/17; Selected by the Saints in the third round (67th overall) of the 2017 NFL Draft.

HONORS – 2018: Pro Bowl; Second-team Pro Football Focus All-Pro (flex position); **2017:** Pro Bowl; FedEx Ground Player of the Week (Week Nine); Pepsi NFL Rookie of the Week (Weeks 4, 9, 10, 11, 12, 13 and 17); NFL Offensive Rookie of the Month (November); Second-team *Associated Press* All-Pro (flex position); *PFWA* All-NFC and All-Rookie; NFL Offensive Rookie of the Year (*AP* and *Sports Illustrated*); *PFWA* Offensive Rookie of the Year (co-winner); NFL Rookie of the Year (*The Sporting News* and *Pepsi*).

2018 – Kamara played in the first 15 games of the season with 13 starts and led the Saints in rushing with 194 carries for 883 yards (4.6 avg.) with 14 touchdowns and finished second on the team in receiving with 81 grabs for 709 yards and four touchdowns. Kamara's career-high 18 total touchdowns tied a team record and ranked second in the NFL. His 14 rushing touchdowns were a club-best all-time and ranked second in the league. His 1,592 total yards from scrimmage ranked seventh in the NFL. Adding 126 kickoff return yards and 82 punt return yards, he finished sixth in the league with 1,800 all-purpose yards. In the postseason Kamara added 24 carries for 86 yards and 15 receptions for 131 yards. Also returning six kickoffs for 164 yards (27.3 avg.), Kamara's 381 all-purpose yards were the highest NFL postseason total...In regular season opener vs. Tampa Bay, Sept. 9, started and rushed for 29 yards on eight carries, with two TDs and a successful two-point conversion run. In addition, caught nine passes for a career high 112 yards and one TD, setting a new career-high in total TDs (three) and points (20)...Vs. Cleveland, Sept. 16, started and played on special teams. Rushed for a team-high 46 yards on 13 carries and a successful two-point conversion run. In addition, caught six passes for 53 yards, finishing with 100 total yards from scrimmage...At Atlanta, Sept. 23, started and rushed for 66 yards on 16 carries. Also finished with 15 catches for 124 yards (both career-highs). Finished with career-high 190 total yards from scrimmage. Returned three punts for 16 yards. Receptions total was tied for second all-time for a running back and the most since Atlanta's William Andrews in 1981...At N.Y. Giants, Sept. 30, started and carried

career-high 19 times for a career-high 134 yards (7.1 avg.) with a career-high-tying three TDs and also added five receptions for 47 yards (9.4 avg.) for 181 total yards from scrimmage, the second straight week he exceeded 180...At Baltimore, Oct. 21, Started and led team in rushing with 64 yards on 17 carries and one TD. Also caught two passes for 11 yards...At Minnesota, Oct. 28, started and rushed 13 times for 45 yards and one TD, recorded seven catches for 31 yards and one TD and returned one punt for 15 yards...Vs. L.A. Rams, Nov. 11, started and finished with 19 carries for 82 yards and four receptions for 34 yards. Kamara tied a career-high with three touchdowns and recorded his third three-touchdown performance of the season, finishing with two rushing TDs and a receiving TD. Scored tenth touchdown of the season on an eight-yard first quarter run, and joins Jimmy Graham (2013-14), Mark Ingram II (2016-17) and Joe Horn (2003-04) as only the third Saint with back-to-back seasons of ten TDs. Kamara was the only Saint to do so in his first two seasons...At Cincinnati, Nov. 11, started and finished with 12 carries for 56 yards and two TDs to go along with four catches for 46 yards. Also returned a punt for two yards...Vs. Philadelphia, Nov. 18, started and finished the game with 71 yards rushing on 13 carries and a 37-yard touchdown catch from Brees. Kamara, who had 826 receiving yards and 728 rushing yards as a rookie, became the fourth player in NFL history with both 500 rushing yards and 500 receiving yards in each of his first two seasons, joining Edgerrin James, Herschel Walker and Abner Haynes. Kamara also set a new career-high for touchdowns with 15...Vs. Atlanta, Nov. 22, started and finished with a team-high 89 rushing yards on 14 carries, caught a pass for nine yards, and returned a punt for seven yards...At Dallas, Nov. 29, started and finished with a team-high eight receptions tallying 36 yards. Kamara rushed for 36 yards, surpassing his rookie total of 726 rushing yards. Also returned three punts for 17 yards, including a career-long 16-yard return...At Tampa Bay, Dec. 9, started and rushed for 51 yards on 12 carries to go along with five receptions for 36 receiving yards. Kamara also returned three kickoffs for 76 yards...At Carolina, Dec. 17, started and carried 14 times for 67 yards and one touchdown. He also added 36 receiving yards on seven catches...Vs. Pittsburgh, Dec. 23, carried seven times for 23 yards with two touchdowns and caught four passes for 82 yards. With 14 rushing touchdowns in 2018, set the Saints single-season record previously held by RB Deuce McAllister (2002), RB George Rogers (1981) and RB Dalton Hilliard (1989). Kamara also set a new career-high with 18 touchdowns, tying the club record with Hilliard (1989). With 82 receiving yards, Kamara joined Herschel Walker as only the second player in NFL history to have 1,500 rushing yards and 1,500 receiving yards in his first two seasons...Vs. Carolina, Dec. 30, inactive...Vs. Philadelphia, 1/13/19, started in the NFC Divisional playoff at RB and led the Saints in rushing, finishing with 16 carries for 71 yards, including a 12-yard rush for a first down with 1:03 remaining to seal the victory. Kamara also recorded four receptions for 35 yards...In the NFC Championship vs. L.A. Rams, 1/20/19, finished with eight carries for 15 yards, a postseason career-high 11 receptions for a playoff career-best 96 yards and returned a postseason career-high four kickoffs for a playoff career-high 119 yards, including a postseason career-long 34-yard return. 111 total yards from scrimmage and 230 all-purpose yards were both postseason career-bests.

2017 - Kamara played in all 16 games and started in three. He totaled 120 rushes for 728 yards (NFL-best 6.1 avg.) and eight touchdowns, and 81 receptions for 826 yards (10.2 avg.) and five touchdowns and brought back 11 kickoffs for 347 yards with a club-record 106-yard touchdown. Set club receiving yardage record for a running back, club rookie touchdowns record (14) and combined with Ingram for the only RB duo in NFL history each with 1,500 total yards from

CAREER GAME BY GAME

2018

Date	Opp.	RUSHING								RECEIVING				
		GP	ST	ATT	YDS	AVG	LG	TD		REC	YDS	AVG	LG	TD
9/9	TB	X	X	8	29	3.6	10	2		9	112	12.4	35	1
9/16	CLE	X	X	13	46	3.5	18	0		6	53	8.8	14	0
9/23	@ATL	X	X	16	66	4.1	17	0		15	124	8.3	21	0
9/30	@NYG	X	X	19	134	7.1	49t	3		5	47	9.4	25	0
10/8	WAS	X		6	24	4.0	9	0		3	15	5.0	6	0
10/21	@BAL	X	X	17	64	3.8	12	1		2	11	5.5	8	0
10/28	@MIN	X	X	13	45	3.5	17	1		7	31	4.4	17	1
11/4	LAR	X	X	19	82	4.3	17	2		4	34	8.5	16t	1
11/11	@CIN	X	X	12	56	4.7	14	2		4	46	11.5	19	0
11/18	PHI	X	X	13	71	5.5	16	0		1	37	37.0	37t	1
11/22	ATL	X	X	14	89	6.4	18	0		1	9	9.0	9	0
11/29	@DAL	X	X	11	36	3.3	7	0		8	36	4.5	8	0
12/9	@TB	X	X	12	51	4.3	12	0		5	36	7.2	15	0
12/17	@CAR	X	X	14	67	4.8	16	1		7	36	5.1	11	0
12/23	PIT	X		7	23	3.3	8	2		4	82	20.5	42	0
12/30	CAR				Inactive						Inactive			
2018 Season		15	13	194	883	4.6	49t	14		81	709	8.8	42	4

2017

Date	Opp.	GP	ST	ATT	YDS	AVG	LG	TD		REC	YDS	AVG	LG	TD
9/11	@MIN	X		7	18	2.6	5	0		5	20	4.0	15	0
9/17	NE	X		1	3	3.0	3	0		3	51	17.0	38	0
9/24	@CAR	X		2	37	18.5	25t	1		3	5	1.7	7	0
10/1	@MIA	X		5	25	5.0	12	0		10	71	7.1	16	1
10/15	DET	X	X	10	75	7.5	21	0		3	12	3.0	6	0
10/22	@GB	X		9	57	6.3	19	0		5	50	10.0	24	0
10/29	CHI	X		8	28	3.5	10	1		3	48	16.0	34	0
11/5	TB	X		10	68	6.8	17	1		6	84	14.0	33t	1
11/12	@BUF	X		12	106	8.8	19	1		5	32	6.4	12	0
11/19	WAS	X		8	42	5.3	24	0		6	74	12.3	19	1
11/26	@LAR	X	X	5	87	17.4	74t	1		6	101	16.8	33	1
12/3	CAR	X	X	9	60	6.7	20t	2		5	66	13.2	22	0
12/7	@ATL	X		1	2	2.0	2	0		3	25	8.3	21	0
12/17	NYJ	X		12	44	3.7	12	0		6	45	7.5	29	1
12/24	ATL	X		12	32	2.7	15	0		7	58	8.3	25	0
12/31	@TB	X		9	44	4.9	19	1		6	84	14.0	40	0
2017 Season		16	3	120	728	6.1	74t	8		81	826	10.2	40	5

scrimmage (Ingram-1,540 and Kamara-a team-leading 1,554). In two postseason contests led team with 66 yards rushing and one touchdown and caught five passes for 72 yards with one touchdown, while bringing back two kickoffs for 50 yards...At Minnesota, Sept. 11, carried seven times for 18 yards, had four receptions for 20 yards and returned a kickoff 20 yards...Vs. New England, Sept. 17, carried once for three yards, had three receptions for 51 yards and returned three kickoffs for 71 yards...At Carolina, Sept. 24, carried twice for 37 yards, including a 25-yard touchdown, his first career NFL score and added three receptions for five yards...At Miami in London's Wembley Stadium, Oct. 1, carried five times for 25 yards, caught 10 passes for 71 yards with a touchdown and returned a kickoff 23 yards...Vs. Detroit, Oct. 15, started and carried 10 plays for 75 yards. Added three receptions for 12 yards...At Green Bay, Oct. 22, played on offense and carried nine times for 57 yards and caught five passes for 50 yards...Vs. Chicago, Oct. 29, carried eight times for 28 yards with a TD and caught three passes for 48 yards...Vs. Tampa Bay, Nov. 5, carried ten times for 68 yards with a touchdown and had six receptions for 84 yards, including a 33-yard TD, for career-high two total TDs and game-high 152 total scrimmage yards...At Buffalo, Nov. 12, carried 12 times for 106 yards with a touchdown and added five receptions for 32 yards to finish with a team-high 138 total yards from scrimmage, combining with Ingram to have only the third dual 100-yard rushing game in team history, the first since 2006...

Vs. Washington, Nov. 19, he finished with eight carries for 42 yards. Also reeled in six catches for 74 yards and a TD. Also rushed for his first career two-point conversion and the first by Saints in 2017 to tie contest...At L.A. Rams, Nov. 26, started in two-RB set and finished with five carries for 87 yards (17.4 avg.), including career-long 74-yard TD and six receptions for career-high 101 yards with one TD for a team season-high and 188 total scrimmage yards. Became first Saints rookie to score a TD in five straight contests and the first player since Walker in 1986 to have both 500 yards rushing and 500 yards receiving in his first 11 NFL games. Joined Gale Sayers (1965) as only the second rookie in NFL history with multiple games of 150 scrimmage yards, a rushing TD and a receiving TD and selected NFL Offensive Rookie of the Month...Vs. Carolina, Dec. 3, started and carried nine times for 60 yards with a career-high two rushing touchdowns, career-high tying two total TDs and caught five passes for 66 yards. Joined former Washington WR Charley Taylor (1963) and Detroit RB Billy Sims as only the third rookie in NFL records to record 600 yards rushing and 600 yards receiving...At Atlanta, Dec. 7, carried once for two yards and caught three passes for 25 yards before leaving with concussion...Vs. N.Y. Jets, Dec. 17, finished with 12 carries for 44 yards and six receptions for 45 yards, including a ten-yard touchdown...Vs. Atlanta, Dec. 24, played on offense and special teams and carried 12 times for 32 yards, caught a team-high seven passes for 58 yards and returned two kickoffs for 72 yards...At Tampa Bay, Dec. 31, played on offense and special teams, carrying nine times for 44 yards with a seven-yard touchdown, catching six passes for 84 yards with career-long 40-yard reception and returning four kickoffs for 155 yards, including a 106-yard touchdown return, the longest play in team history. Finished with game-high 128 scrimmage yards and game-high and career-high 283 all-purpose yards...In NFC Wild Card Playoff vs. Carolina, 1/7/18, started and carried ten times for 23 yards with a fourth quarter two-yard touchdown and caught one pass for ten yards...In NFC Divisional Playoff at Minnesota, 1/14/18, carried 11 times for 43 yards, caught four passes for 62 yards and a fourth quarter 14-yard touchdown grab and returned two kickoffs for 50 yards.

COLLEGE - Kamara played in 24 games in two seasons at Tennessee and rushed 210 times for 1,294 yards (6.2 avg.) with 16 touchdowns, caught 74 passes for 683 yards (9.2-average) with seven TDs and brought back a punt for a score. Finished his senior campaign with a team-high 1,188 all-purpose yards (596 rushing, 392 receiving, 184 punt return, 16 kickoff return) and 13 total touchdowns. Tied for third in SEC in touchdowns and ranked seventh in all-purpose yards...312 all-purpose yards at Texas A&M (10/8/16) set a Tennessee record. All-purpose yardage total was the second-most by an FBS player in 2016. Matched career-high with three touchdowns (two rushing, one receiving). With 127 yards on career-high 18 carries and 161 yards on career-high eight catches, joined Jamal Lewis (128/105 at Kentucky in 1997) as only two Vols to record 100 rushing yards and 100 receiving yards in same game. Added eight punt return yards and a 16-yard kickoff return...Scored on a 16-yard touchdown catch and totaled 138 all-purpose yards in comeback victory at Georgia (10/1/16). Tied career-high with 16 carries for 62 yards, caught three passes for 26 yards and a touchdown and returned three punts for 50 yards...After transferring from a season at Hutchinson (Kan.) Community College, played in all 13 games with one start in 2015, rushing for 698 yards with seven TDs. Second on squad in receptions (34 for 291 yards and three TDs). As punt returner, eight returns for 100 yards (12.5 avg.) with a TD. 6.5 yards per carry average ranked third in the SEC and tied for eighth with 11 TDs...Gained 151 yards of total offense in regular-season finale win vs. Vanderbilt

(11/28/15) with 99 rushing yards and two catches for 52 yards...Ripped off career-long 63 yard rush at Kentucky (10/31/15) as part of 70 rushing yards along with two catches for 13 yards and a 15-yard punt return...Caught two touchdowns as Vols rallied from 24-3 deficit to beat 19th-ranked Georgia (10/10/15), finishing with five catches for 31 yards. Second Vol in school history with a rushing touchdown and punt return for touchdown in same game (other was Stanley Morgan in 1975) with two-yard rushing TD and 50-yard punt return TD vs. Western Carolina (9/19/15); TD for punt return was first return of his career in high school, junior college or college; also ran for 47 yards...Rushed for 144 yards, a UT-record for most rushing yards in a debut and two touchdowns vs Bowling Green (9/5/15)...In 2014, named KJCC Offensive Player of the Year at Hutchinson. In nine games, ran for 1,211 yards with 18 touchdowns...Led team with 1,469 yards of total offense and 21 touchdowns. In 2013, he redshirted at Alabama.

PERSONAL – Produced a highlight reel of a 2012 senior season at Norcross (Ga.) HS when he rushed for 2,264 yards and 26 touchdowns (7.5 avg.) and adding 22 receptions for 286 yards and five scores...Earned Georgia Mr. Football honors from the *Atlanta Journal-Constitution*...Class AAAAAA Player of the Year and garnered first-team All-State honors from the Georgia Sports Writers Association...Added 1,300 yards rushing and 17 touchdowns as a junior in 2011...Collaborated with QB Drew Brees to take part in an NFL commercial celebrating the league's 100th season that aired during the Super Bowl LII broadcast...Visited students at Pontchartrain Elementary School in Mandeville in 2018 offseason...Gave the Edna Karr High School football team a pregame speech before their 2017 Louisiana State championship game and gifted head coach Brice Brown two Super Bowl LII tickets...Supports Willie Hall Playground through both donations and mentorship of the organization's youth...Visited NOCCA with teammates to encourage students who created the featured song 'Shut 'Em Down' for the 2018 Saints-Falcons Thanksgiving game...Alvin Mertian Kamara was born July 25, 1995 in Atlanta, Ga.

ALVIN KAMARA

Year	Team	RUSHING							RECEIVING				
		GP	GS	Att	Yds	Avg	Lg	TD	No	Yds	Avg	Lg	TD
2017	New Orleans	16	3	120	728	6.1	74t	8	81	826	10.2	40	5
2018	New Orleans	15	13	194	883	4.6	49t	14	81	709	8.8	42	4
NFL Totals		31	16	314	1,611	5.1	74t	22	162	1,535	9.5	42	9

Year	Team	PUNT RETURNS					KICKOFF RETURNS				
		No	FC	Yds	Avg	Lg	No	Yds	Avg	Lg	TD
2017	New Orleans	0	0	0	-	-	11	347	31.5	106t	1
2018	New Orleans	12	9	82	6.8	16	4	126	31.5	50	0
NFL Totals		12	9	82	6.8	16	15	473	31.5	106t	1

ADDITIONAL STATISTICS: Two-Point Conversions – (2017, 1); (2018, 3) **Total: 4.**

CAREER HIGHS: Receptions – 15, at Atlanta (9/23/18); **Receiving Yards** – 134, at New York Giants (9/30/18); **Long Reception** – 42, vs. Pittsburgh (12/23/18); **Receiving TDs** – 1 (9x), last vs. Philadelphia (11/18/18); **Rushes** – 19, at New York Giants (9/30/18); **Rushing Yards** – 134, at New York Giants (9/30/18); **Long Rush** – 74t, at Los Angeles Rams (11/26/17); **Rushing TDs** – 3, at New York Giants (9/30/18); **Total Yards From Scrimmage** – 190, at Atlanta (9/23/18); **Punt Returns** – 3 (2x), last at Dallas (11/29/18); **Punt Return Yards** – 17, at Dallas (11/29/18); **Long Punt Return** – 16, at Dallas (11/29/18); **Kickoff Returns** – 4, at Tampa Bay (12/31/17); **Kickoff Return Yards** – 155, at Tampa Bay (12/31/17); **Long Kickoff Return** – 106t, at Tampa Bay (12/31/17).

ALVIN KAMARA

POSTSEASON

Year	Team	GP	GS	RUSHING				Lg	TD	RECEIVING				
				Att	Yds	Avg				No	Yds	Avg	Lg	TD
2017	New Orleans	2	1	21	66	3.1		10t	1	5	72	14.5	23	1
2018	New Orleans	2	1	24	86	3.6		15	0	15	131	8.7	23	0
NFL Totals		4	2	45	152	3.4		15	1	20	203	10.2	23	1

Year	Team	No	FC	PUNT RETURNS				Lg	TD	KICKOFF RETURNS				
				Yds	Avg					No	Yds	Avg	Lg	TD
2017	New Orleans	0	0	0	-	-		0	0	2	50	25.0	30	0
2018	New Orleans	0	0	0	-	-		0	0	6	164	27.3	34	0
NFL Totals		0	0	0	-	-		0	0	8	214	26.8	34	0

ADDITIONAL POSTSEASON STATISTICS: Miscellaneous Forced Fumbles – (2017, 1) **Total: 1**; Miscellaneous Tackles – (2017, 1) **Total: 1**.

POSTSEASON CAREER HIGHS: **Receptions** – 11, vs. Los Angeles Rams (1/20/19); **Receiving Yards** – 96, vs. Los Angeles Rams (1/20/19); **Long Reception** – 23 (2x), at Minnesota (1/14/18) and vs. Philadelphia (1/13/19); **Receiving TDs** – 1, at Minnesota (1/14/18); **Rushes** – 16, vs. Philadelphia (1/13/19); **Rushing Yards** – 71, vs. Philadelphia (1/13/19); **Long Rush** – 15, vs. Philadelphia (1/13/19); **Rushing TDs** – 1, vs. Carolina (1/7/18); **Total Yards From Scrimmage** – 111, vs. Los Angeles Rams (1/20/19); **Kickoff Returns** – 4, vs. Los Angeles Rams (1/20/19); **Kickoff Return Yards** – 119, vs. Los Angeles Rams (1/20/19); **Long Kickoff Return** – 34, vs. Los Angeles Rams (1/20/19); **All Purpose Yards** – 230, vs. Los Angeles Rams (1/20/19).



KEITH KIRKWOOD

HEIGHT: 6-3 • WEIGHT: 210

COLLEGE: TEMPLE

JOINED SAINTS: FA-18

NFL EXPERIENCE: 2

BORN: 12/26/94

18

WR

NFL CAREER - Originally signed with the Saints as an undrafted free agent out of Temple, Kirkwood garnered a practice squad spot following an impressive preseason. Activated to the 53-man roster in Week Ten, he posted 13 receptions for 209 yards (16.1 avg.) and two touchdowns in eight regular season games. The South Jersey native made his NFL playoff debut in the NFC Divisional Playoff win vs. the Eagles, where he posted two catches and scored a second quarter touchdown.

CAREER TRANSACTIONS - Signed to the active roster, 11/10/18; Signed to the practice squad, 9/2/18; Waived, 9/1/18; Signed as an undrafted free agent, 5/7/18.

2018 - Appeared in eight games with one start posting 13 receptions for 209 yards and two touchdowns...In the NFC Divisional Playoff game vs. Philadelphia recorded two catches for eight yards with a touchdown...At Cincinnati, Nov. 11, made NFL debut and caught two passes for 45 yards and recorded a special

teams tackle...Vs. Philadelphia, Nov. 18, caught career-high three passes for 33 yards...Vs. Atlanta, Nov. 22, recorded first career touchdown on a five-yard pass... At Dallas, Nov. 29, made first career start and recorded his second-career touchdown, a 30-yard grab...At Tampa Bay, Dec. 9, tallied two receptions for 21 yards...At Carolina, Dec. 17, hauled in two passes for 40 yards, including a crucial third-and-14 conversion with 7:21 left...Vs. Pittsburgh, Dec. 23, played on offense, catching two passes for 35 yards...In the NFC Divisional Playoff vs. Philadelphia, 1/13/19, made his postseason debut starting, tallying two catches for eight yards, including a two-yard touchdown reception to convert on fourth-and-goal.

COLLEGE - Played in 44 games with 30 starts at Temple and finished with 103 receptions for 1,638 yards (15.9 avg.) and 16 touchdowns...In 2017, played in 13 games with 12 starts and recorded 45 receptions for 671 yards and seven TDs, as he was a Jason Witten College Man of the Year semifinalist...In 2016, played in 14 games posting 42 receptions for 648 yards and four TDs...After transferring to Temple, played in only one game in 2015 due to injury...Played in eight games for Hawaii in 2014, making five starts after redshirting as a freshman...Earned criminal justice degree.

PERSONAL - 2013 graduate of Neptune (N.J.) HS...Played just one year of organized football as senior...Selected to All Shore Media's All-Shore second-team All-Class B North and All-Monmouth County second-team as he made 33 catches for 737 yards and seven TDs...A nominee for the 2013 McDonald's All-America Boys High School Basketball Team and received several Division I scholarship offers...Participates in ACME Truck Line school visits at high schools to promote safe driving...Along with teammates, on March 19, coached St. Michael's Special School students for a United Healthcare camp at the Ochsner Sports Performance Center...Keith Elliott Kirkwood was born Dec. 26, 1994 in Neptune, N.J.

KEITH KIRKWOOD

Year	Team	RECEIVING			Yds	Avg	Lg	TD
		GP	GS	No				
2018	New Orleans	8	1	13	209	16.1	42	2
NFL Totals		8	1	13	209	16.1	42	2

ADDITIONAL STATISTICS: Miscellaneous Tackles - (2018, 1) **Total: 1; Special Teams Tackles** - (2018, 1) **Total: 1.**

CAREER HIGHS: Receptions - 3, vs. Philadelphia (11/18/18); **Receiving Yards** - 45, vs. Cincinnati (11/11/18); **Long Reception** - 42, at Cincinnati (11/11/18); **Receiving TDs** - 1 (2x), last at Dallas (11/29/18).

POSTSEASON

Year	Team	RECEIVING			Yds	Avg	Lg	TD
		GP	GS	No				
2018	New Orleans	1	1	2	8	4.0	6	1
NFL Totals		1	1	2	8	4.0	6	1

POSTSEASON CAREER HIGHS: Receptions - 2, vs. Philadelphia (1/13/19); **Receiving Yards** - 8, vs. Philadelphia (1/13/19); **Long Reception** - 6, vs. Philadelphia (1/13/19); **Receiving TDs** - 1, vs. Philadelphia (1/13/19).



A.J. KLEIN

HEIGHT: 6-1 • WEIGHT: 240
COLLEGE: IOWA STATE
JOINED SAINTS: UFA-17 (CAR)
NFL EXPERIENCE: 7
BORN: 7/30/91

53
LB

NFL CAREER – A solid contributor on defense and special teams, A.J. Klein joined the Saints as an unrestricted free agent at the start of the 2017 free agency period. Klein spent his first four NFL seasons in Carolina after being selected by the Panthers out of Iowa State in the fifth round (148th overall) of the 2013 NFL Draft. The Wisconsin native has played in 88 games with 51 starts posting 279 tackles (200 solo), eight sacks, two interceptions, nine passes defended, four forced fumbles, two fumble recoveries and 27 special teams stops. His combination of intelligence and versatility earned him a starting position for New Orleans' defense during the 2017 and 2018 campaigns. In 16 regular contests with 15 starts in 2018, he posted a career-high 70 tackles (42 solo), one interception, two sacks, three passes defended and two fumble recoveries, playing a key role in a run defense ranked second in the NFL in opponent yards per rush and opponent rushing yards per game.

CAREER TRANSACTIONS – Placed by Saints on Injured Reserve, 12/19/17; Agreed to terms with New Orleans on a three-year contract (UFA-CAR), 3/10/17; Signed by Carolina to a four-year contract, 5/23/13; Selected in the fifth round (148th overall) of the 2013 NFL Draft by Carolina.

2018 – Appeared in all 16 regular season games, starting the last 15 at SLB, and playing both postseason contests with one start...Vs. Cleveland, Sept. 16, finished with nine tackles...At Atlanta, Sept. 23, finished with three tackles (two solo) and a pass defended...At N.Y. Giants, Sept. 30, finished with four tackles (two solo)...Vs. Washington, Oct. 8, recorded six tackles (three solo), one pass defended, and his first career fumble recovery...At Baltimore, Oct. 21, led defense with seven tackles (five solo)...Vs. L.A. Rams, Nov. 4, finished with four tackles (three solo)...Vs. Atlanta, Nov. 22, finished with four tackles (two solo) and a six-yard interception return...At Dallas, Nov. 29, finished with five tackles (two solo) and a sack for a nine-yard loss...At Tampa Bay, Dec. 9, notched four solo tackles including one sack...At Carolina, Dec. 17, finished with four tackles (one solo) and a fumble recovery...Vs. Carolina, Dec. 30, finished with six tackles (four solo)...Started at SLB in NFC Championship vs. L.A. Rams, 1/20/19, and had a postseason career-high seven tackles (playoff career-high five solo). **2017** – Selected as a defensive team captain. Started all 12 games he appeared in at SLB and contributed, 54 tackles (37 solo), two sacks, five passes defended and one forced fumble...At Minnesota, Sept. 11, led the team with 11 tackles (eight solo) and a forced fumble in his regular season Saints debut...At Carolina, Sept. 24, made six tackles (two solo)...In London's Wembley Stadium against Miami, Oct. 1, had four solo tackles and a sack in New Orleans' first shutout since 2012 and their first road blanking since

2018 GAME BY GAME

DEFENSE

Date	Opp.	GP	ST	SOLO	AST	TOT	SACK / YDS	INT / YDS	PD	FF	FR
9/9	TB	X		1	1	2	0.0 / 0.0	0 / 0	0	0	0
9/16	CLE	X	X	6	3	9	0.0 / 0.0	0 / 0	0	0	0
9/23	@ATL	X	X	2	1	3	0.0 / 0.0	0 / 0	1	0	0
9/30	@NYG	X	X	2	2	4	0.0 / 0.0	0 / 0	0	0	0
10/8	WAS	X	X	3	3	6	0.0 / 0.0	0 / 0	1	0	1
10/21	@BAL	X	X	5	2	7	0.0 / 0.0	0 / 0	0	0	0
10/28	@MIN	X	X	3	4	7	0.0 / 0.0	0 / 0	0	0	0
11/4	LAR	X	X	3	1	4	0.0 / 0.0	0 / 0	0	0	0
11/11	@CIN	X	X	0	1	1	0.0 / 0.0	0 / 0	0	0	0
11/18	PHI	X	X	2	0	2	0.0 / 0.0	0 / 0	0	0	0
11/22	ATL	X	X	2	2	4	0.0 / 0.0	1 / 6	1	0	0
11/29	@DAL	X	X	2	3	5	1.0 / 9.0	0 / 0	0	0	0
12/9	@TB	X	X	4	0	4	1.0 / 4.0	0 / 0	0	0	0
12/17	@CAR	X	X	1	3	4	0.0 / 0.0	0 / 0	0	0	1
12/23	PIT	X	X	2	0	2	0.0 / 0.0	0 / 0	0	0	0
12/30	CAR	X	X	4	2	6	0.0 / 0.0	0 / 0	0	0	0
2018 Season		16	15	42	28	70	2.0 / 13.0	1 / 6	3	0	2

1995...Vs. Detroit, Oct. 15, had four tackles (one solo) and one pass defended... At Green Bay, Oct. 22, had club-best six solo tackles and one pass defended...Vs. Chicago, Oct. 29, had four tackles (three solo) and a career-high two passes defended, including a key late fourth quarter, third down breakup...Vs. Tampa Bay, Nov. 5, had four solo tackles...At Buffalo, Nov. 12, left game (ankle)...Vs. Washington, Nov. 19, inactive (ankle)...At L.A. Rams, Nov. 26, had eight tackles (five solo)...Vs. Carolina, Dec. 3, had five tackles (three solo) and one sack for a 13-yard loss...At Atlanta, Dec. 7, left game in the first half (groin)...Vs. N.Y. Jets, Dec. 17, inactive (groin)...Placed on Injured Reserve, 12/19. **2016** - Played in 15 games with seven starts in his last season in Carolina, recording 31 tackles (26 solo), a sack, a career-high two forced fumbles and two special teams stops. Opened one contest on the outside and the final six in the middle...Started at OLB and had one solo tackle at L.A. Rams, Nov. 6...Inactive (concussion) vs. New Orleans, Nov. 17...Started and posted six tackles, (five solo) at Washington, Dec. 19. **2015** - Played in 15 regular season games with seven starts and posted career-high 56 tackles (42 solo), a sack, a pass defended and a forced fumble. Led the team with 13 special teams tackles. Added three stops in three postseason games...Vs. New Orleans Sept. 27, started at MLB in place of an injured Luke Kuechly and established career-high with team-high 15 tackles...Vs. Atlanta Dec. 13, forced a fumble of RB Devonta Freeman, recovered by Carolina and sacked Falcons QB Sean Renfree for a loss of eight yards, as part of a defense that helped Carolina record the shutout...Contributed to a unit that finished sixth in the NFL in total defense. **2014** - Played in 14 games with nine starts. Posted 44 tackles (37 solo) and finished second on team with eight special teams stops, contributing to a unit that was ranked tenth in the NFL in total defense. **2013** - Played in all 16 games in his rookie season, starting two contests and posting 24 tackles (16 solo), two sacks for 21 yards in losses and four special teams tackles...Made his first NFL start at San Francisco Nov. 10 and responded with six tackles and first career sack, dropping 49ers QB Colin Kaepernick for a 14-yard loss. Part of defense that limited 49ers to 151 total net yards and 46 net passing yards, recorded six take-downs and forced two turnovers...Contributed to a unit that ranked second in the NFL in opponent net yards per game (second in rushing and sixth in passing) and points allowed and led the league in sacks.

COLLEGE – Played in 51 games with 38 starts at Iowa State...Three-time All-Big 12 choice made 21 starts at MLB, 12 at SLB and five at WLB and produced at least 110 tackles in each of three seasons as starter...Finished career with 361 tackles, 20 tackles for loss, three sacks, a forced fumble, two fumble recoveries, five interceptions and nine passes defended...Tied NCAA career record for linebackers with a school-record four interception returns for TDs...Set Big 12 Conference record with a 53.0-yard interception return average...As a senior in 2012, was a first-team All-Big 12 Conference selection as he led the Cyclones for the second consecutive season with 117 tackles...As a junior in 2011, named Co-Big 12 Conference Defensive Player of the Year, a first-team All-Big 12 choice and was selected as the team's most valuable player when he ranked second in the conference with a team-leading 116 tackles...Big 12 honorable mention as a sophomore in 2010 when he collected 111 tackles, eight tackles for loss, one fumble recovery, three interceptions and one pass defended...Played in 13 games as a freshman in 2009 and notched 17 tackles, one tackle for loss, one forced fumble and one fumble recovery...Kinesiology-physical therapy major.

PERSONAL – Attended Kimberly (Wis.) HS...Team went 37-1 during career...As team captain led Kimberly to back-to-back Division II state championships in his final two seasons...Lettered in football and track and field...Played in a charity softball game to raise money for Son of a Saint and Team Gleason in 2017 and hosted the event in 2018 and 2019...2017 club nominee for the NFL's Salute To Service Award...Born July 30, 1991 in Appleton, Wis.

A.J. KLEIN

Year	Team	TACKLES							INTERCEPTIONS					FUMBLES		
		GP	GS	Tot	Solo	Asst	Sk	Yds	No	Yds	Lg	TD	PD	FF	FR	Yds
2013	Carolina	16	2	24	16	8	2.0	21.0	0	0	0	0	0	0	0	0
2014	Carolina	14	9	44	37	7	0.0	0.0	0	0	0	0	0	0	0	0
2015	Carolina	15	6	56	42	14	1.0	8.0	1	8	8	0	1	1	0	0
2016	Carolina	15	7	31	26	5	1.0	0.0	0	0	0	0	0	2	0	0
2017	New Orleans	12	12	54	37	17	2.0	21.0	0	0	0	0	5	1	0	0
2018	New Orleans	16	15	70	42	28	2.0	13.0	1	6	6	0	3	0	2	17
NFL Totals		88	51	279	200	79	8.0	63.0	2	14	8	0	9	4	2	17
Saints Totals		28	27	124	79	45	4.0	34.0	1	6	6	0	8	1	2	17

ADDITIONAL STATISTICS: Special Teams Tackles – (2013, 4); (2014, 8); (2015, 13); (2016, 2) **Total: 27.**

CAREER HIGHS: Tackles – 15, vs. New Orleans (9/27/15); **Solo Tackles** – 11, vs. New Orleans (9/27/15); **Sacks** – 1 (8x), last at Tampa Bay (12/9/18); **Interceptions** – 1 (2x), vs. Houston (9/20/15) and vs. Atlanta (11/22/18); **Passes Defended** – 2, vs. Chicago (10/29/17); **Forced Fumbles** – 1 (4x), last at Minnesota (9/11/17); **Fumble Recoveries** – 1 (2x), last at Carolina (12/17/18).

POSTSEASON

Year	Team	TACKLES							INTERCEPTIONS					FUMBLES		
		GP	GS	Tot	Solo	Asst	Sk	Yds	No	Yds	Lg	TD	PD	FF	FR	Yds
2013	Carolina	1	0	0	0	0	0.0	0.0	0	0	0	0	0	0	0	0
2015	Carolina	3	0	3	1	2	0.0	0.0	0	0	0	0	0	0	0	0
2018	New Orleans	2	1	7	5	2	0.0	0.0	0	0	0	0	0	0	0	0
NFL Totals		6	1	10	6	4	0.0	0.0	0	0	0	0	0	0	0	0
Saints Totals		2	1	7	5	2	0.0	0.0	0	0	0	0	0	0	0	0

POSTSEASON CAREER HIGHS: Tackles – 7, vs. Los Angeles Rams (1/20/19); **Solo Tackles** – 5, vs. Los Angeles Rams (1/20/19).



MARSHON LATTIMORE

HEIGHT: 6-0 • WEIGHT: 192
COLLEGE: OHIO STATE
JOINED SAINTS: D1A-17
NFL EXPERIENCE: 3
BORN: 5/20/96

23
CB

NFL CAREER – After a stellar rookie campaign that earned him Pro Bowl and AP NFL Defensive Rookie of the Year honors in 2017, Lattimore did not disappoint in 2018, opening up all 16 regular season contests, posting 59 tackles (49 solo), two interceptions to tie for the team lead, a team-high 12 passes defended, a club-best four forced fumbles, which tied for sixth in the National Football League and three fumble recoveries, returned for 91 yards. He led the team in takeaways and tied for second in the NFL in defensive fumble recoveries, the highest total among defensive backs. Entering his third NFL campaign, Lattimore has established himself as one of the league's premier cornerbacks.

CAREER TRANSACTIONS – Signed to a four-year contract, 6/2/17; Selected by the Saints in the first round (11th overall) of the 2017 NFL Draft.

HONORS – 2017: Pro Bowl; NFL Defensive Rookie of the Year (*Associated Press*, *ESPN.com*, *Sports Illustrated* and *PFWA*). *PFWA* All-Rookie and All-NFC; Pepsi NFL Rookie of the Week (Weeks 5, 7, 15 and 17). NFL Defensive Rookie of the Month (October and December).

2018 – Started all 16 regular season contests, recording 59 tackles (49 solo), two interceptions to tie for the team lead, a team-high 12 passes defended, a club-best four forced fumbles, which tied for sixth in the National Football League and three fumble recoveries, returned for 91 yards. Led team in takeaways and tied for second in the NFL in defensive fumble recoveries, the highest total among defensive backs. Also opened both postseason contests and recorded ten tackles (nine solo), led the team with two interceptions and tied a club-best with two passes defended...Vs. Cleveland, Sept. 16, finished with four tackles (three solo) and a forced fumble...At Atlanta, Sept. 23, finished with two solo tackles...At N.Y. Giants, Sept. 30, finished with four solo tackles and a fumble recovery...Vs. Washington, Oct. 8, recorded one assisted tackle before leaving in the first quarter (concussion)...At Baltimore, Oct. 21, recorded three solo tackles and two passes defended...At Minnesota, Oct. 28, recorded three tackles (two solo) and a fumble recovery returned for 54 yards...Vs. L.A. Rams, Nov. 4, started and played on special teams, finishing with four tackles (two solo)...At Cincinnati, Nov. 11, finished with an assisted tackle as part of an effort where New Orleans surrendered only 174 net yards passing...Vs. Philadelphia, Nov. 18, recorded his first interception of 2018, picking off Carson Wentz in the first quarter. Led defense with four tackles and two passes defended...Vs. Atlanta, Nov. 22, finished with five tackles (four solo), a forced fumble and two passes defended...At Dallas, Nov. 29, posted career-high ten tackles (career-high nine solo) and forced and recovered a fumble...

At Tampa Bay, Dec. 9, recorded five solo tackles to go along with two passes defended, one interception, and one forced fumble...At Carolina, Dec. 17, recorded two tackles (one solo)...Vs. Pittsburgh, Dec. 23, finished with six solo tackles and one pass defended...Vs. Carolina, Dec. 30, notched two tackles (one solo)...In the NFC Divisional Playoff vs. Philadelphia, 1/13/19, recorded two interceptions, including a fourth quarter interception to end Philadelphia's final drive. The two picks tied a Saints single-game playoff career-high. The turnovers were the first postseason interceptions of Lattimore's career, and increased his season total (regular season and postseason combined) to four interceptions, and three against the Eagles. Lattimore also finished the day with four tackles and two pass defenses. Lattimore recorded the Saints first multi-interception postseason game since Jabari Greer had two interceptions in the 2011 NFC Wild Card Playoff against the Detroit Lions...In the NFC Championship vs. L.A. Rams, 1/20/19, started and had a postseason career-high six tackles (playoff career-high five solo). **2017** - Started all 13 games he played in and totaled 53 tackles (44 solo), one forced fumble, one fumble recovery, five interceptions for 85 yards and 18 passes defended, leading all National Football League rookies in picks and tying for fifth in the league overall, for which he led the Saints as well as in passes defended. A consensus NFL Defensive Rookie of the Year, combined with fellow Saint, RB Alvin Kamara who captured the *Associated Press* Offensive Rookie of the Year to become the first duo from the same team to sweep the rookie awards in same season since Detroit's Lem Barney and Mel Farr in 1967. Also opened both postseason contests and recorded six solo tackles and a club-best four passes defended...Made his first career NFL regular season start at Minnesota, Sept. 11, finishing with four tackles...Vs. New England, Sept. 17, started and recorded career-high seven tackles (career-high six solo) and two passes defended. Left game in second half when he was evaluated for a concussion...Inactive at Carolina, Sept. 24 due to a concussion...At Miami in London, Oct. 1, started and tied for team lead with five solo tackles and added a forced fumble as New Orleans pitched their first shutout since the 2012 season...Vs. Detroit, Oct. 15, started and had five tackles (one solo), a 27-yard interception return for a touchdown, two passes defended and a forced fumble. Lattimore's touchdown return was one of a club-record three Saints defensive scores in the contest...At Green Bay, Oct. 22, started and finished with three solo tackles and one pass defended, as the Saints surrendered only 79 net passing yards...Vs. Chicago, Oct. 29, started and finished with three tackles, a fourth quarter 25-yard interception return to seal the victory and two passes defended...October NFL Defensive Rookie of the Month, culminating four games where he recorded 16 tackles (12 solo), two interceptions, including one returned for a 27-yard touchdown, five passes defended, a forced fumble and one fumble recovery...Vs. Tampa Bay, Nov. 15, started and finished with four solo tackles and one pass defended...At Buffalo, Nov. 12, started and finished with a team-high five solo tackles...Vs. Washington, Nov. 19, started and posted one pass defended before exiting the game early (ankle) which would sideline him for the next two contests, returning briefly at the start of the second half...At Atlanta, Dec. 7, returned to the lineup and posted three tackles (two solo), a career-long 33-yard interception return and one pass defended...Vs. N.Y. Jets, Dec. 17, finished with five tackles (three solo), a fourth quarter interception and three passes defended...Vs. Atlanta, Dec. 24, finished with six tackles (five solo) with a highlight reel interception initially caught on his backside, which he then grabbed, near the end of the first half that set up a Saints TD and a career-

2018 GAME BY GAME

DEFENSE

Date	Opp.	GP	ST	SOLO	AST	TOT	SACK / YDS	INT / YDS	PD	FF	FR
9/9	TB	X	X	3	0	3	0.0 / 0	0 / 0	1	0	0
9/16	CLE	X	X	3	1	4	0.0 / 0	0 / 0	0	1	0
9/23	@ATL	X	X	2	0	2	0.0 / 0	0 / 0	0	0	0
9/30	@NYG	X	X	4	0	4	0.0 / 0	0 / 0	0	0	1
10/8	WAS	X	X	0	1	1	0.0 / 0	0 / 0	0	0	0
10/21	@BAL	X	X	3	0	3	0.0 / 0	0 / 0	2	0	0
10/28	@MIN	X	X	2	1	3	0.0 / 0	0 / 0	2	0	1
11/4	LAR	X	X	2	2	4	0.0 / 0	0 / 0	0	0	0
11/11	@CIN	X	X	0	1	1	0.0 / 0	0 / 0	0	0	0
11/18	PHI	X	X	4	0	4	0.0 / 0	1 / 0	2	0	0
11/22	ATL	X	X	4	1	5	0.0 / 0	0 / 0	2	1	0
11/29	@DAL	X	X	9	1	10	0.0 / 0	0 / 0	0	1	1
12/9	@TB	X	X	5	0	5	0.0 / 0	1 / 0	2	1	0
12/17	@CAR	X	X	1	1	2	0.0 / 0	0 / 0	0	0	0
12/23	PIT	X	X	6	0	6	0.0 / 0	0 / 0	1	0	0
12/30	CAR	X	X	1	1	2	0.0 / 0	0 / 0	0	0	0
2018 Season		16	16	49	10	59	0.0 / 0	2 / 0	12	4	3

high four passes defended...At Tampa Bay, Dec. 31, posted three solo tackles and one pass defended. Named NFL Defensive Rookie of the Month, for a month where he recorded 17 tackles (13 solo), had one interception in three consecutive contests and nine passes defended despite missing one game with an ankle injury, becoming the first defensive back in the awards history since it was introduced in 1996 to receive the honor twice...Lattimore and Kamara were also the first teammates to combine to win three NFL Offensive/Defensive Rookie of the Month awards since 1998 (Jaguars: Fred Taylor, Donovan Darius).

COLLEGE – A first-team All-Big Ten selection and the top-rated cornerback in the NFL Draft, while playing in only 20 games at Ohio State...Lattimore made quite an impression in the Buckeyes secondary in his only campaign as a full-time starter in 2016, opening all 13 games and posting 41 tackles (30 solo), one stop for loss, four interceptions and 13 passes defended. Helped the Buckeyes rank sixth in the nation in total defense (296.8 ypg.) and third in team passing efficiency defense (94.36) and scoring defense (15.5 ppg.)...In 2015, he played in Ohio State's first seven games before being sidelined for the remainder of season leg injury and recorded five tackles (four solo) and three passes defended...Red-shirted as a freshman (2014)...Majored in sport industry.

PERSONAL – One of the Top 50 prospects in the country as a senior at Glenville (Cleveland, Ohio) HS...Starred in the defensive backfield and as a wide receiver for head coach Ted Ginn Sr., the father of Saints wide receiver Ted Ginn Jr. and in his senior year, the Tarblooders went 13-2 and advanced to the Division II state championship game...Had 40 receptions for 911 yards and 16 TDs as a senior and had three special teams touchdowns and was named Division II's Ohio defensive player of the year...Also named first-team AP All-State...High school teammate of Saints defensive back Justin Hardee...Teamed up with Ginn and Lattimore to provide local children with a holiday shopping spree...Rode in the Endymion Mardi Gras parade in 2018 and Orpheus in 2019...Born May 20, 1996.

MARSHON LATTIMORE


Year	Team	GP	GS	Tot	TACKLES			Yds	INTERCEPTIONS					FUMBLES		
					Solo	Asst	Sk		No	Yds	Lg	TD	PD	FF	FR	Yds
2017	New Orleans	13	13	53	44	9	0.0	0.0	5	85	33	1	18	1	1	0
2018	New Orleans	16	16	59	49	10	0.0	0.0	2	0	0	0	12	4	3	91
NFL Totals		29	29	112	93	19	0.0	0.0	7	85	33	1	30	5	4	91

CAREER HIGHS: Tackles – 10, at Dallas (11/29/18); Solo Tackles – 9, at Dallas (11/29/18); Interceptions – 1 (7x), last at Tampa Bay (12/9/18); Long Interception Return – 33, at Atlanta (12/7/17); Passes Defended – 4, vs. Atlanta (12/24/17); Forced Fumbles – 1 (5x), last at Tampa Bay (12/9/18); Fumble Recoveries – 1 (4x), last at Dallas (11/29/18).

POSTSEASON

Year	Team	GP	GS	Tot	TACKLES			Yds	INTERCEPTIONS					FUMBLES		
					Solo	Asst	Sk		No	Yds	Lg	TD	PD	FF	FR	Yds
2017	New Orleans	2	2	6	6	0	0.0	0.0	0	0	0	0	4	0	0	0
2018	New Orleans	2	2	10	9	1	0.0	0.0	2	14	14	0	2	0	0	0
NFL Totals		4	4	16	15	1	0.0	0.0	2	14	14	0	6	0	0	0

POSTSEASON CAREER HIGHS: Tackles – 6, vs. L.A. Rams (1/20/19); Solo Tackles – 5, vs. L.A. Rams (1/20/19); Interceptions – 2, vs. Philadelphia (1/13/19); Long Interception Return – 14, vs. Philadelphia (1/13/19); Passes Defended – 2 (2x), last vs. Philadelphia (1/13/19).



ZACH LINE

HEIGHT: 6-1 • WEIGHT: 233
COLLEGE: SOUTHERN METHODIST
JOINED SAINTS: UFA-17 (MIN)
NFL EXPERIENCE: 7
BORN: 4/26/90

42
FB

NFL CAREER – First signed as an undrafted free agent by Minnesota, where he spent four seasons, Line contributed to the NFL's third-ranked scoring offense in 2018, as well as on special teams. He enters 2019 having played in 63 career regular season games with 20 starts and has carried 29 times for 94 yards and two touchdowns, as well as adding 14 receptions for 125 yards and four touchdowns and five special teams tackles in his career.

CAREER TRANSACTIONS – Agreed to terms with Saints on two-year contract, 4/5/18; Re-signed by Saints, 10/4/17; Contract Terminated by Saints, 9/2/17; Signed with Saints (UFA-Min.), 8/24/17; Re-signed by Minnesota (RFA), 4/18/16; Promoted to Vikings active roster, 10/03/14; Signed to Vikings Practice Squad, 9/16/14; Waived by Vikings, 9/13/14; Placed on Injured Reserve by Minnesota, 9/23/13; Signed as an undrafted free agent by Minnesota 4/30/13.

2018 – Played in all 16 regular season games and both postseason contests with six starts. Carried nine times for 41 yards while also catching five passes for 16 yards and two touchdowns and added two special teams tackles...Played in his

50th career game and caught two passes for six yards and one touchdown at Atlanta, Sept. 23...Started and blocked for RB Alvin Kamara who had a career-high 134 yards rushing and three touchdowns effort at N.Y. Giants, Sept. 30...Started at FB and saw action on special teams, returning a kickoff for 16 yards at Baltimore, Oct. 21...Started at FB and played on special teams, catching one pass for three yards and recording a coverage tackle, blocking for an offense that rushed for 141 yards, vs. L.A. Rams, Nov. 4...Played on offense and special teams, carrying twice for 13 yards at Cincinnati, Nov. 11, blocking for an offense that gained a season-high 244 yards...Played on offense and special teams, at Tampa Bay, Dec. 9, recording a one-yard TD reception, also converting a first down on one carry for four yards...Started at FB, carrying twice for six yards at Carolina, Dec. 17...Started at FB and played on special teams, recording one coverage tackle vs. Pittsburgh, Dec. 23...Played on offense and special teams and carried three times for a career-high 16 yards with a career-long tying nine-yard rush vs. Carolina, Dec. 30...Played in both postseason games...Played on offense and special teams and carried once for a playoff career-long four yards for a first down in NFC Championship vs. L.A. Rams, 1/20/19. **2017** - Played in 12 regular season games with four starts in his first season in New Orleans and compiled seven carries for 28 yards and caught two passes for eight yards with one touchdown and added a special teams tackle. In two postseason games, carried for a one-yard touchdown and added a seven-yard reception...Made Saints debut vs. Detroit, Oct. 15, blocking for a run game that gained 193 yards...Started at Green Bay, Oct. 22 and vs. Chicago, Oct. 29...Vs. Tampa Bay, Nov. 5, carried twice for four yards...At Buffalo, Nov. 12, carried once for nine yards, blocking for an offense that gained 298 yards...Started vs. Washington, Nov. 19, and carried once for two yards, blocking for an offense that gained a season-high 535 total net yards, including 160 on the ground...Had one special teams tackle and helped Kamara rush for 87 yards and one touchdown at L.A. Rams, Nov. 26...Blocked for an offense that gained 148 yards rushing, their eighth performance of at least 100 yards on the ground vs. Carolina, Dec. 3...Started at Atlanta, Dec. 7...Rushed two times for eight yards and caught a five-yard pass vs. N.Y. Jets, Dec. 17...Rushed once for five yards and caught a three-yard touchdown from Drew Brees...Had a one-yard rushing touchdown and a seven-yard reception in NFC Wild Card Playoff vs. Carolina, 1/7/18. **2016** - Appeared in 15 games with four starts rushing for 15 yards on seven carries for the Minnesota Vikings and posted one special teams tackle. **2015** - Appeared in all 16 games with five starts, scoring three touchdowns on 12 touches and paved the way for RB Adrian Peterson to lead NFL in rushing...Scored first career touchdown vs. Detroit, Sept. 20. **2014** - Played in one game...Finished with an assisted special teams stop vs. Chicago, Dec. 28. **2013** - Played on offense in NFL debut at Detroit, Sept. 8 and caught a pass for eight yards...Made first career start vs. Cleveland, Sept. 22...Placed on Injured Reserve (ankle), Sept. 23.

COLLEGE - Totaled 4,185 career rushing yards, second in SMU history behind Eric Dickerson, and 47 rushing TDs, tied for most in school history with Dickerson, in 50 games, including 41 starts...Only player in SMU history to have 3 seasons of 1,200+ rushing yards...Had 4,784 career all-purpose yards (second at SMU) and 282 career points (third)...Named 2012 Conference USA Of-

VETERANS

fensive Player of the Year after rushing for 1,278 yards and 13 TDs. Added 33 receptions for 229 yards...First-Team All-C-USA from 2010-12...Bachelor's degree in sport management.

PERSONAL – Attended Oxford (Mich.) HS where he was All-State, rushing for 1,723 yards and 17 touchdowns and throwing for three touchdowns as a senior... Made 154 tackles, forced eight fumbles and recovered four fumbles...Wrestled and finished third at State in his weight class...Brother, Prescott, played at SMU and was a graduate transfer at Michigan State in 2016.

ZACH LINE

Year	Team	GP	GS	Att	RUSHING				No	RECEIVING			
					Yds	Avg	Lg	TD		Yds	Avg	Lg	TD
2013	Minnesota	3	1	0	0	-	-	0	1	8	8.0	8	0
2014	Minnesota	1	0	0	0	-	-	0	0	0	-	-	0
2015	Minnesota	16	5	6	10	1.7	3	2	6	95	15.8	49	1
2016	Minnesota	15	4	7	15	2.1	5	0	0	0	-	-	0
2017	New Orleans	12	4	7	28	4.0	9	0	2	8	4.0	5	1
2018	New Orleans	16	6	9	41	4.6	9	0	5	14	2.8	5	2
NFL Totals		63	20	29	94	3.2	9	2	14	125	8.3	49	4
Saints Totals		28	10	16	69	4.3	9	0	7	22	2.8	5	3

ADDITIONAL STATISTICS: Special Teams Tackles – (2014, 1); (2016, 1); (2017, 1); (2018, 2) **Total: 5;** Kickoff Returns – (2015, 3 for 43 yards, 23 LG); (2018, 1 for 16 yards) **Total: 4 for 59 yards, 14.8 avg., 23 LG.**

CAREER HIGHS: Rushes – 3 (2x), vs. New York Giants (10/3/16) and vs. Carolina (12/30/18); **Rushing Yards** – 16, vs. Carolina (12/30/18); **Long Rush** – 9 (2x), at Buffalo (11/12/17) and vs. Carolina (12/30/18); **Rushing TDs** – 1 (2x), vs. Detroit (9/20/15) and at San Diego (9/27/15); **Receptions** – 2, at Atlanta (9/23/18); **Receiving Yards** – 49, at Detroit (10/25/15); **Long Reception** – 49, at Detroit (10/25/15); **Receiving TDs** – 1 (4x), last at Tampa Bay (12/9/18); **Total Yards From Scrimmage** – 51, vs. Detroit (10/25/15); **Total TDs** – 1 (6x), last at Tampa Bay (12/9/18).

POSTSEASON

Year	Team	GP	GS	Att	RUSHING				No	RECEIVING			
					Yds	Avg	Lg	TD		Yds	Avg	Lg	TD
2015	Minnesota	1	0	0	0	-	-	0	2	7	3.5	11	0
2017	New Orleans	2	0	1	1	1.0	1t	1	1	7	7.0	7	0
2018	New Orleans	2	0	1	4	4.0	4	0	0	0	-	-	0
NFL Totals		5	0	2	5	2.5	4	1	3	14	4.7	11	0
Saints Totals		4	0	2	5	2.5	4	1	1	7	7.0	7	0

ADDITIONAL POSTSEASON STATISTICS: Special Teams Tackles – (2015, 1) **Total: 1.**

POSTSEASON CAREER HIGHS: Rushes – 1, vs. Carolina (1/7/18) and vs. Los Angeles Rams (1/20/19); **Rushing Yards** – 4, vs. Los Angeles Rams (1/20/19/18); **Long Rush** – 4, vs. Los Angeles Rams (1/20/19); **Rushing TDs** – 1, vs. Carolina (1/7/18); **Receptions** – 2, vs. Seattle (1/10/16); **Receiving Yards** – 7, vs. Seattle (1/10/16); **Long Reception** – 11, vs. Seattle (1/10/16); **Receiving TDs** – 0; **Total Yards From Scrimmage** – 8, vs. Carolina (1/7/18).



WIL LUTZ

HEIGHT: 5-11 • WEIGHT: 184
COLLEGE: GEORGIA STATE
JOINED SAINTS: FA-16
NFL EXPERIENCE: 4
BORN: 7/7/94

3

K

NFL CAREER – Lutz enters the 2019 season having kicked in 48 regular season games, converting 87-of-100 career field goal attempts. His 87.0 accuracy rate is the highest in Saints history. His 26 consecutive field goals made in 2018 are a new franchise record. Until the regular season finale when he did not have an attempt, he had kicked a field goal in a club-record 36 consecutive games, the second-longest streak in National Football League history.

CAREER TRANSACTIONS – Agreed to terms with Saints on a five-year contract, 3/13/19; Signed by the New Orleans Saints, 9/6/16; Waived by the Ravens, 8/30/16; Signed as a rookie free agent with the Baltimore Ravens, 5/6/16.

HONORS – **2018:** NFC Special Teams Player of the Month (September); Pro Football Focus All-Pro. **2016:** NFC Special Teams Player of the Week (Weeks six and eight); All-Rookie (PFWA, NFL.com).

2018 – Made 28-of-30 field goal attempts, including a club-record 26 straight, 52-of-53 PAT attempts and recorded a career-high 64 touchbacks, also adding three special teams tackles. Ranked second in the NFL in scoring with 134 points, field goal accuracy (career-high 93.3%) third and his career-high 52 PATs second...September NFC Special Teams Player of the Month, when he made 10-of-11 field goals...Vs. Tampa Bay, Sept. 9, made 36-yard field goal, converted all 3 PATs, and had 5-of-7 kickoffs sail into the end zone for touchbacks...Vs. Cleveland, Sept. 16, made one-of-two field goal attempts, drilling a 44-yard game-winning field goal with 21 seconds left, converted one PAT, and had 2-of-5 kickoffs sail into the end zone for touchbacks...At Atlanta, Sept. 23, made 3-of-3 field goals, converted all four PAT attempts, and had 5-of-8 kickoffs sail into the end zone for touchbacks...At N.Y. Giants, Sept. 30, made 4-of-4 second quarter field goals, tying an NFL record and all three PATs for career-high 15 points. Had 5-of-8 kickoffs sail into the end zone for touchbacks. Tied career-high in field goals...Vs. Washington, Oct. 8, made 44-yard field goal attempt, converted 4-of-5 PATs and had 6-of-8 kickoffs sail into the end zone for touchbacks...At Baltimore, Oct. 21, made a 39-yard field goal attempt and converted 3-of-3 PAT attempts...At Minnesota, Oct. 28, made 3-of-3 field goal attempts, converted 3-of-3 PATs and had 5-of-7 kickoffs sail into the end zone for touchbacks...Vs. L.A. Rams, Nov. 4, converted a season-long 54-yard field goal attempt, 6-of-6 PATs and watched five-of-eight kickoffs sail into the end zone for touchbacks...At Cincinnati, Nov. 11, converted 3-of-3 FG attempts. Finished 6-for-6 on PATs, and had 4-of-10 kickoffs sail into end zone for touchbacks. Tied career-high with 15 points. Recorded a special teams tackle...Vs. Philadelphia, Nov. 18, converted 2-of-2 field goal attempts and all six PAT attempts, becoming the first Saints kicker since John Car-

ney (2002-04) to record 100 points in three straight seasons. Had 5-of-9 kickoffs sail into the end zone for touchbacks. Recorded a special teams tackle...Vs. Atlanta, Nov. 22, nailed a 22-yard field goal, his only attempt, converted all four PATs and recorded a special teams tackle...At Dallas Nov. 29, nailed a 33-yard field goal, his only PAT attempt, and had all three kickoffs sail into the end zone for touchbacks...At Tampa Bay, Dec. 9, made both field goals, both PATs, and had 4-of-6 kickoffs sail into the end zone for touchbacks. Moved into fourth place in club record books for field goals, passing Garrett Hartley after connecting on his 83rd career kick...At Carolina, Dec. 17, made both field goal attempts and had 3-of-4 kickoffs sail into the back of the end zone for touchbacks...Vs. Pittsburgh, Dec. 23, made 1-of-2 field goals and converted all four PATs. Made 26 consecutive field goals before his second attempt was blocked, moving past Morten Andersen (11/1/92-9/12/93) for the longest streak of consecutive field goals in club history...Vs. Carolina, Dec. 30, made both PATs and had all six kickoffs sail into the end zone for touchbacks. Streak of consecutive games with at least one field goal ended at 36, the second-longest streak in NFL history...In the NFC Divisional playoff game vs. Philadelphia, 1/13/19, connected on a 45-yard field goal attempts with 11 seconds remaining in the first half and nailed another 39-yard field goal in the fourth quarter. Finished game 2-of-3 from field goal range and 2-of-2 on PATs...In the NFC Championship vs. L.A. Rams, 1/20/19, connected all three field goal attempts, both PAT attempts and had 5-of-6 kickoffs sail into the end zone for touchbacks. Moved into second in team history with 32 postseason points scored, surpassing Andersen with a postseason career-high 11 points.

2017 - Converted 31-of-36 field goal attempts (86.1 %) and 47-of-50 PATs for 140 points in 16 games. His 31 field goals tied the team record shared by Andersen (1985) and Carney (2002). In making first four field goals of 2017, had a streak of 20 consecutive field goals until a miss vs. New England, Sept. 17, dating back to 2016 that was then tied for the second most consecutive field goal attempts in team history...Made 4-of-4 field goals at Minnesota, Sept. 11...Made a 41-yard field goal, tied career-high with 7-of-7 PATs and had 6-of-9 kickoffs sail into the end zone for touchbacks vs. Detroit, Oct. 15...Made 2-of-2 on field goals at Green Bay, Oct. 22...Made 2-of-2 field goals, both PATs, had 4-of-5 kickoffs sail into the end zone for touchbacks and on one that didn't, tackled RB Tarik Cohen at the

2018 GAME BY GAME

KICKING

Date	Opp.	GP	PATs		FGs		PCT	LG	PTS	BLK	1-19		20-29		30-39		40-49		50+	
			M	A	M	A					M	A	M	A	M	A	M	A	M	A
9/9	TB	X	3	3	1	1	100.0	36	6	0	0	0	0	0	1	1	0	0	0	0
9/16	CLE	X	1	1	2	3	66.7	44	7	0	0	0	0	0	0	1	1	1	0	0
9/23	@ATL	X	4	4	3	3	100.0	49	13	0	0	0	1	1	0	0	2	2	0	0
9/30	@NYG	X	3	3	4	4	100.0	42	15	0	0	0	1	1	2	2	1	1	0	0
10/8	WAS	X	4	5	1	1	100.0	44	7	0	0	0	0	0	0	0	1	1	0	0
10/21	@BAL	X	3	3	1	1	100.0	39	6	0	0	0	0	0	0	1	1	0	0	0
10/28	@MIN	X	3	3	3	3	100.0	52	12	0	0	0	0	0	0	0	2	2	1	1
11/4	LAR	X	6	6	1	1	100.0	54	9	0	0	0	0	0	0	0	0	0	1	1
11/11	@CIN	X	6	6	3	3	100.0	42	15	0	0	0	1	1	0	0	2	2	0	0
11/18	PHI	X	6	6	2	2	100.0	38	12	0	1	1	0	0	1	1	0	0	0	0
11/22	ATL	X	4	4	1	1	100.0	22	7	0	0	0	1	1	0	0	0	0	0	0
11/29	@DAL	X	1	1	1	1	100.0	33	4	0	0	0	0	0	0	1	1	0	0	0
12/9	@TB	X	2	2	2	2	100.0	36	8	0	0	0	0	0	0	2	2	0	0	0
12/17	@CAR	X	0	0	2	2	100.0	46	6	0	0	0	1	1	0	0	1	1	0	0
12/23	PIT	X	4	4	1	2	50	43	7	1	0	0	0	0	0	0	1	1	0	1
12/30	CAR	X	2	2	0	0	0	0	2	0	0	0	0	0	0	0	0	0	0	0
2018 Season		16	52	53	28	30	93.3	54	136	1	1	1	5	5	9	9	11	12	2	3

Bears 42-yard line vs. Chicago, Oct. 29...Made 2-of-2 field goal attempts, 5-of-6 PATs and had 8-of-9 kickoffs sail into the end zone, six for touchbacks at Buffalo, Nov. 12...Converted 4-of-4 field goal attempts, including the game-winning 28-yard kick in overtime, as part of a career-high 14 points after drilling both PATs and had all seven of his kickoffs sail into the end zone for touchbacks vs. Washington, Nov. 19...Went 2-of-2 on both field goals and PATs to reach 100 points, becoming the first Saint to accomplish feat in consecutive seasons since Hartley from 2012-13 and pushed career field goal total to 52, tying Charlie Durkee for fifth all-time at L.A. Rams, Nov. 26...Surpassed Durkee the following week with a 31-yard field goal vs. Carolina, Dec. 3...Converted a 34-yard field goal attempt at Atlanta, Dec. 7...Converted 23-yard field goal attempt vs. N.Y. Jets, Dec. 17...Converted all four field goal attempts vs. Atlanta, Dec. 24...At Tampa Bay, Dec. 31, with a 48-yard kick, tied the club record for field goals with Andersen and Carney and finished season with 140 points, second-highest in club history...In NFC Wild Card Playoff vs. Carolina, 1/7/18, drilled a Saints postseason-long 57-yard field goal...In NFC Divisional Playoff vs. Minnesota, 1/14/18, drilled a 43-yard field goal with 25 seconds left to give New Orleans a 24-23 lead. **2016** - Signed by Saints at conclusion of preseason and proceeded to have the most field goals (28) and points (133) by a New Orleans rookie kicker...Made 28-of-34 field goals (82.4 %), including making his last 14 attempts and was 49 of 50 on PATs...In NFL regular season debut at Oakland, Sept. 11, made 2-of-4 field goals and converted all four PATs, narrowly missing 61-yard attempt as time expired in 35-34 loss...Vs. Atlanta, Sept. 26, 57-yard field goal was tied for third-longest in club record books and the longest by a Saints rookie in team history. Also converted 3-of-3 PATs...In fourth quarter come-from-behind win at San Diego, Oct. 2, drilled all 5 PATs and had 4-of-6 kickoffs sail into the end zone for touchbacks...Vs. Carolina, Oct. 16, Drilled 2-of-3 field goals, including a 52-yard game winner with 11 seconds left, the first of his career, and all five PATs and had 5-of-8 kickoffs sail into the end zone for touchbacks. It was the longest game-winner by a Saint since Andersen's 53-yard kick at Cleveland on Oct. 28, 1984 as time expired for a 16-14 win, as Lutz was named NFC Special Teams Player of the Week...Vs. Seattle, Oct. 30, drilled all four FGAs and his only PAT for 13 points and made a special teams tackle as he was named NFC Special Teams Player of the Week for the second time in three weeks, joining Reggie Bush (2006) and Thomas Morstead (2009) as only the third Saints rookie to earn the honor twice...Made all seven PATs, setting career-highs for attempts and conversions vs. L.A. Rams, Nov. 27...Drilled both field goals and all six PATs at Arizona, Dec. 18...Made all three field goals, both PATs and drilled 4-of-6 kickoffs through end zone for touchbacks vs. Tampa Bay, Dec. 24.

COLLEGE - Played in 47 games (most in school history) for Georgia State, serving primarily as team's placekicker, adding punting duties as senior...Program's career leader in field goals (31), PATs (120) and points (213) and owns school's top punting average (42.8 avg.)...Finished career 31-of-46 on field goals (67.4 percent), with eight of his misses coming from beyond 48 yards...23-of-27 (85.2 percent) from inside the 40-yard line...Second-team All-Sun Belt at punter and nominated for the Ray Guy Award (nation's top punter) in 2015...Finished 7-of-8 on field goals and converted all 35 PATs in 2014, adding punting duties halfway through season...Kicked game-winning 26-yard FG vs. Abilene Christian with 4 seconds left...8-of-12 on field goals in 2013. Converted school-record 53-yard FG at No. 1 Alabama...Was 4-of-7 on field goals and 18-of-18 on PATs as true freshman...Graduated with criminal justice degree.

PERSONAL – Prepped at Northgate (Newnan, Ga.) HS, where he was a two-time All-County selection by the *Newnan Times-Herald*...5-of-8 on field goals as senior, helping the team to an 11-1 finish...All-County soccer selection...Success on the field his first two seasons has been matched by his commitment to the community through various charitable appearances...Participated in the 2018 Saints Hall of Fame Golf Tournament in Biloxi, Miss...Participates in the club's annual Thanksgiving Dinner charity event at the Dryades YMCA...Participated with teammates in 2017 Saints/United Way Hometown Huddle Event at the Salvation Army of Greater New Orleans, showing children how to utilize fitness equipment that was installed...Visits patients at Ochsner Medical Center, as well as the annual Christmas visit organized by fellow specialist Thomas Morstead in 2017 and 2018...Rode in the Bacchus Mardi Gras parade in 2019.

WIL LUTZ

SCORING

Year	Team	GP	FG	FGA	Pct	Lg	Blk	XP	XPA	Pct	Blk	Points
2016	New Orleans	16	28	34	82.4	57	3	49	50	98.0	1	133
2017	New Orleans	16	31	36	86.1	53	0	47	50	98.0	0	140
2018	New Orleans	16	28	30	93.3	54	1	52	53	98.1	0	136
NFL Totals		48	87	100	87.0	57	3	148	153	96.7	1	409

FIELD GOALS

Year	Team	1-19	Pct	20-29	Pct	30-39	Pct	40-49	Pct	50+	Pct
2016	New Orleans	1/1	100.0	7/7	100.0	9/11	81.8	8/8	100.0	3/7	42.9
2017	New Orleans	0/0	100.0	10/10	100.0	4/5	80.0	13/16	81.3	4/5	80.0
2018	New Orleans	1/1	100.0	5/5	100.0	9/9	100.0	11/12	91.7	2/3	66.7
NFL Totals		2/2	100.0	22/22	100.0	22/25	88.0	32/36	88.9	9/15	66.0

ADDITIONAL STATISTICS: Special Teams Tackles – (2016, 1); (2017, 3); (2018, 3) **Total: 7**; Kickoff Touchbacks – (2016, 49); (2017, 58); (2018, 64) **Total: 171**; Rushing – (2017, one four-yard carry) **Total: One four-yard carry.**

CAREER HIGHS: Field Goals Made – 4 (4x), last at New York Giants (9/30/18); Field Goal Attempts – 4 (5x), last at New York Giants (9/30/18); Longest Field Goal – 57, vs. Atlanta (9/26/16); Longest Field Goal Attempt – 61, vs. Oakland (9/11/16); PAT Made – 7 (2x), vs. Los Angeles Rams (11/27/16) and vs. Detroit (10/15/17); PAT Attempted – 7 (2x), vs. Los Angeles Rams (11/27/16) and vs. Detroit (10/15/17); Points – 15 (2x), last at Cincinnati (11/11/18); Consecutive FG Made – 26, (9/16-12/23/18); Kickoff Touchbacks – 7, vs. Washington (11/19/17).

POSTSEASON

SCORING

Year	Team	GP	FG	FGA	Pct	Lg	Blk	XP	XPA	Pct	Blk	Points
2017	New Orleans	2	2	3	66.7	57	0	7	7	100.0	0	13
2018	New Orleans	2	5	6	83.3	45	0	4	4	100.0	0	19
NFL Totals		3	7	9	77.8	57	0	11	11	100.0	0	32

FIELD GOALS

Year	Team	1-19	Pct	20-29	Pct	30-39	Pct	40-49	Pct	50+	Pct
2017	New Orleans	0/0	-	0/0	-	0/0	-	1/1	100.0	1/2	50.0
2018	New Orleans	0/0	-	1/1	100.0	3/3	100.0	1/1	100.0	0/1	0.0
NFL Totals		0/0	-	1/1	100.0	3/3	100.0	2/2	100.0	1/3	33.3

ADDITIONAL POSTSEASON STATISTICS: Kickoff Touchbacks – (2017, 11); (2018, 9) **Total: 20.**

CAREER HIGHS: Field Goals Made – 3, vs. Los Angeles Rams (1/20/19); Field Goal Attempts – 3 (2x), last vs. Los Angeles Rams (1/20/19); Longest Field Goal – 57, vs. Carolina (1/17/18); Longest Field Goal Attempt – 57, vs. Carolina (1/17/18); PAT Made – 4, vs. Carolina (1/17/18); PAT Attempted – 4, vs. Carolina (1/17/18); Points – 14, vs. Los Angeles Rams (1/20/19); Kickoff Touchbacks – 6, vs. Carolina (1/17/18).



RISHARD MATTHEWS

HEIGHT: 6-0 • WEIGHT: 217
COLLEGE: NEVADA
JOINED SAINTS: UFA-19 (NYJ)
NFL EXPERIENCE: 8
BORN: 10/12/89

12
WR

NFL CAREER – The Saints signed Rishard Matthews at the end of the 2019 offseason bringing veteran experience and big-play potential to the wide receiver position. The 6-foot, 217-pounder spent his first four NFL campaigns with the Miami Dolphins after being drafted by the team in the seventh round of the 2012 NFL Draft. Following stints with the Tennessee Titans and New York Jets, he has played in 87 career games with 37 starts, posting 230 receptions for 3,160 yards (13 avg.) and 21 touchdowns. The University of Nevada product is a versatile player, having lined up outside and in the slot.

CAREER TRANSACTIONS – Signed by New Orleans (UFA-NYJ), 6/13/19; Placed by New York Jets on Injured Reserve, 12/18/18; Signed by Jets, 10/23/18; Released by Titans, 9/27/18; Signed by Tennessee to one-year contract extension, 8/21/18; Signed by Tennessee to three-year contract (UFA-Mia.), 3/11/16; Placed by Miami on Injured Reserve, 1/2/16; Signed by Miami to four-year contract, 5/22/12; Selected by Miami in the seventh round (227th overall) in the 2012 NFL Draft.

2018 – In eight games with the Tennessee Titans and New York Jets, caught five passes for 24 yards and returned four punts for 38 yards. **2017** – Played in 14 games with 11 starts at wide receiver and led the Titans with four receiving touchdowns. Ranked second on the team with 795 receiving yards and third with 53 receptions. Inactive for two contests. Started his first two career postseason games and posted four receptions for 42 yards. Had one of his seven career 100-yard receiving performances in 2017 (at PIT). Led or tied for the team lead in receptions three times (vs. SEA, at HOU, at SF). Led or tied for the team lead in receiving yards four times (vs. SEA, at MIA, at PIT, at SF). Hauled in a career-long 75-yard touchdown catch at Pittsburgh, Nov. 16...Against Oakland, Sept. 10, started at wide receiver and finished second on the squad with 71 receiving yards on five catches. Notched two third-down conversions during the Titans' opening touchdown drive in the first quarter: a 19-yard catch on third-and-10 and a nine-yard grab on third-and-eight. Extended the Titans' second scoring drive with a 24-yard reception on third-and-five in the second stanza...Against Seattle, Sept. 24, started at wide receiver and led the team with six receptions and 87 receiving yards with a touchdown. Kept the Titans' second scoring drive alive with a six-yard catch on third-and-two in the second quarter. Gave the Titans a 16-14 lead with a nifty, 55-yard touchdown on a wide receiver screen with 7:34 left to play in the third quarter. The 55-yard reception was the second-longest catch of his career... At Houston, Oct. 1, saw action as a reserve at wide receiver and tied for the team lead with three receptions for 49 yards. Set up the Titans' second touchdown with

a 28-yard catch down to the Texans' two-yard line in the second quarter...Against Indianapolis, Oct. 16, started at wide receiver and hauled in four receptions for 69 yards. Kickstarted the Titans' late third-quarter scoring drive with a 27-yard grab. Extended Titans' initial touchdown drive with a leaping, 16-yard grab on third-and-12 in fourth quarter...At Cleveland, Oct. 22, started and caught three passes for 40 yards. Kept game-winning scoring drive alive with an eight-yard reception on third-and-three in overtime...Against Baltimore, Nov. 5, started and snared four receptions for 70 yards with one touchdown. Kickstarted the Titans' opening scoring drive with his 200th career reception, a 29-yard catch on the first play of the game. Gave the Titans a 10-3 lead with a 16-yard touchdown catch in the end zone with 1:04 left to play in the opening quarter...At Pittsburgh, Nov. 16, started and posted his seventh career 100-yard receiving performance with a team-best 113 receiving yards on five catches including a touchdown. Kept Titans' first touchdown drive alive with an eight-yard catch on third-and-six in the first quarter. Opened second half with a career-long 75-yard touchdown to make the score 16-14...At San Francisco, Dec. 17, saw action as a reserve at wide receiver and led the team with six receptions and 95 receiving yards with a touchdown. Kept the Titans' first scoring drive alive with a 21-yard reception on third-and-two late in the first quarter and in the process went over the 3,000-yard career mark. Hauled in a 25-yard catch to the 49ers' four-yard line during the Titans' touchdown drive before halftime. Converted a third-and-four with a 21-yard reception during the Titans' second touchdown drive late in the third stanza. Gave the Titans a 20-16 lead with an eight-yard touchdown catch on third-and-goal early in the final quarter...Against Los Angeles Rams, Dec. 24, started at wide receiver and snared two receptions for 48 yards. Kept the Titans' touchdown drive alive with a 25-yard catch-and-run reception on third-and-six in the third stanza. Converted a third-and-three with a 25-yard catch during a Titans' scoring drive late in the third quarter...In AFC Wild Card Playoff at Kansas City 1/6/18, started at wide receiver and notched one reception for 15 yards in his first career postseason game. **2016** - Saw action in all 16 games with nine starts at wide receiver in his first season in Tennessee and led the team with a career-best nine receiving touchdowns and a career-high 945 receiving yards. Tied for the team lead with a career-best 65 receptions. Led the team in receiving yards five times (at HOU, at IND, at CHI, at KC, vs. HOU). Led or tied for the team lead in receptions three times (vs. JAX, at IND, vs. HOU). Posted a career-high 122 receiving yards at Indianapolis (11/20/16)... Against Minnesota, Sept. 11, made his Titans debut as a reserve at wide receiver and snared three receptions for 26 yards...At Houston Oct. 2, saw action as a reserve at wide receiver and led the team with 82 receiving yards on two catches. Set up the Titans' first touchdown with a career-long 60-yard reception down the left sideline in the second quarter. Kept the Titans' third-quarter scoring drive alive with a 22-yard reception on third-and-nine...At Miami, Oct. 9, sealed the Titans' 30-17 victory with a diving, four-yard touchdown catch with 8:23 left... Against Cleveland, Oct. 16, saw action as a reserve at wide receiver and hauled in three receptions for 70 yards with a touchdown. Gave the Titans a 7-0 advantage with an 11-yard touchdown catch with 10:37 remaining in the first quarter. Set up the Titans' third touchdown with a diving, 43-yard reception in the third quarter... Against Jacksonville, Oct. 27, started at wide receiver and tied for the team lead with four receptions for 38 yards with a touchdown. Extended the Titans' first scoring drive with a 16-yard catch on third-and-four in the first quarter. Increased the Titans lead to 33-8 with a four-yard touchdown catch on third-and-goal with 6:53 remaining in the third quarter...At San Diego, Nov. 6, played as a reserve at

wide receiver and caught six passes for 63 yards while tying a career-high with two receiving touchdowns. Cut the Chargers' lead to 16-7 with a 16-yard touchdown reception with 11:14 left to play in the second quarter. Got open in the left corner of the end zone for his second touchdown of the afternoon, a seven-yard reception, with 14 seconds remaining in the first half...Against Green Bay, Nov. 13, started and collected three receptions for 63 yards with a touchdown. Got open in the end zone for a 32-yard touchdown with 8:45 left to play in the second quarter. Extended the Titans' final scoring drive with a 22-yard reception on third-and-three in the fourth quarter...At Indianapolis, Nov. 20, started at wide receiver and led the team with a career-high 122 receiving yards on a team-best nine receptions. Hauled in a 35-yard reception in the second quarter...At Chicago, Nov. 27, started at wide receiver and led the team with 64 receiving yards on three receptions, including a touchdown. Increased the Titans lead to 21-7 with a diving, 29-yard touchdown grab in the end zone with 1:15 left play in the first half. Extended the Titans' third-quarter scoring drive with an 11-yard reception on third-and-nine...At Kansas City, Dec. 18, led the team with 105 receiving yards on four catches. Set up the Titans' initial touchdown with a leaping, 46-yard grab on a flea-flicker early in the second stanza...At Jacksonville, Dec. 24, cut the Jaguars' lead to 10-7 with a three-yard touchdown catch on third-and-three with 8:59 left to play in the second quarter...Against Houston, 1/1/17, started at wide receiver and led the team with nine receptions and 114 receiving yards with a touchdown. Extended the Titans' second quarter touchdown drive with a leaping 25-yard catch on third-and-16. Increased the Titans' lead to 14-0 with a two-yard touchdown reception with 23 seconds remaining in the first half. Registered a pair of third-down conversions during the Titans' final scoring drive: an eight-yard grab on third-and-four and a 50-yard bomb on third-and-17 in the fourth quarter. **2015** - Started the first 11 games in final season in Miami and totaled 43 receptions for 662 yards (15.4 avg.) and four touchdowns. Missed the final five contests due to injury. Placed on injured reserve on 1/2/16. His 662 receiving yards ranked second on the team and his 43 receptions third. Added a four-yard rush. Made a miscellaneous tackle. Had nine-yard punt return...At Washington, Sept. 13, started opener and had four receptions for 34 yards and a touchdown...At Jacksonville, Sept. 20, started at wide receiver and posted season-high six receptions for 115 yards. Recorded a 48-yard reception on the team's opening drive...Against Buffalo, Sept. 27, caught six passes for 113 yards and two touchdowns...Against Houston, Oct. 25, was named a team captain and caught three passes for 75 yards and one touchdown in 44-26 victory...At New England, Oct. 29, caught a season-high seven passes for 62 yards. **2014** - Played in 14 games as a reserve and finished the season with 12 receptions for 135 yards and two touchdowns. Added one rush for three yards. Posted four tackles on special teams...At Oakland, Sept. 28, had two catches for 27 yards with a season-long 23-yard reception in London...At Jacksonville, Oct. 26, recorded a three-yard touchdown reception...Against San Diego Nov. 2, had one reception for a 21-yard touchdown on the opening possession of the second half. Recorded touchdown receptions in consecutive games for the first time in his career. **2013** - Played in all 16 games with five starts and recorded 41 catches for 448 yards and two touchdowns in second season for Miami. Led team in receptions once and in receiving yardage twice. Had a game of double-digit receptions and a game of 100-plus yards...Against Atlanta, Sept. 22, had four catches for 42 yards...At Tampa Bay, Nov. 11, made his first start of season and led Dolphins in receptions and receiving yardage with 11 catches for 120 yards and two touchdowns. First career 100-yard

reception game and the first touchdowns of his NFL career. Became first player in Dolphins history to record 11 or more receptions and two or more touchdown catches in the same game...Against New England, Dec. 15, registered five receptions for 64 yards...Against N.Y. Jets, Dec. 29, led the team in receiving yards with four catches for 58 yards. **2012** - Played in eight games with a start and recorded 11 catches for 151 yards...At Buffalo, Nov. 15, made first NFL reception with a 19-yard catch...Against Jacksonville, Dec. 16, registered three receptions for 23 yards...Against Buffalo, Dec. 23, posted two catches for 37 yards, including season-long 30-yard catch...At New England, Dec. 30, made his first NFL start and collected three catches for 36 yards.

COLLEGE - Two-year starter at Nevada (2010-11). Also attended Bakersfield College (2009) and Santa Ana (Calif.) College (2007-08)...Played in 26 career games with 25 starts at Nevada and recorded 147 receptions for 2,243 yards (15.4 avg.) and 13 TDs. Added ten rushes for 75 yards and two scores. Returned 48 punts for 551 yards (11.5 avg.) with two scores and totaled 91 yards on five kickoff returns (18.2 avg.)...As a junior (2011), started 12 games and named second-team All-American and first-team All-Western Athletic Conference as a punt returner and receiver. Recorded 91 receptions for 1,364 yards (15.4 avg.) and eight touchdowns. Led the WAC and ranked 10th nationally with an average of 7.58 receptions per game. Returned 23 punts for 307 yards (13.4 avg.). Posted seven games with 100-plus receiving yards, including two games of 200-plus yards...As a sophomore (2010), played in 14 games with 13 starts as a sophomore and named honorable mention All-American and first-team All-WAC. Recorded 56 receptions for 879 yards (15.7 avg.) and five touchdowns. Scored twice on five carries for 76 yards (15.2 avg.). Added 91 yards on five kickoff returns (18.2 avg.) and had 25 punt returns for 244 yards (9.8 avg.) with a TD...In 2009, played in 11 games at Bakersfield and led team with 47 receptions for 619 yards (13.2 avg.) and six TDs. Added 17 punt returns for 319 yards (18.9 avg.)... Majored in physical education.

PERSONAL - Attended Saddleback (Santa Ana, Calif.) HS and earned All-State, All-Golden West Football Conference and All-CIF Southern section honors as WR and SS as senior...Caught 47 passes for 1,058 yards (22.5 avg.) and 16 TDs. Added 98 yards and a score on 13 carries. Produced total of 132 points that included 22 TDs, as he scored twice on 11 punt returns for 270 yards (24.6 avg), adding two more TDs on 10 kickoff returns for 407 yards (40.7 avg)...Lettered for basketball team...Attended Clovis (N.M.) HS in 2005 and rushed 29 times for 358 yards (12.4 avg.) and five TDs. Added 43 receptions for 839 yards and 12 TDs... Father, Andre, is a retired U.S. Marine Corps master sergeant...In Oct. 2015, half-brother Christopher Ruiz was killed while serving as a retired Marine working as a private defense contractor in Afghanistan...Ruiz served in the Marines for 10 years, and served overseas in Operation Iraqi Freedom...He was in Afghanistan training locals to fight for their country, when he was killed...Ruiz was one of six U.S. Airmen and five other civilian contractors killed in the crash of an Air Force C-130 as it tried to put down at the Jalalabad Airfield on Oct. 2...Matthews wears a bracelet with the words "Forever by my side"...It has his fallen brother's name on it, along with the Marines logo...He wears the bracelet every day...Born Rishard Andre Matthews on Oct. 12, 1989 in San Diego, Calif.

RISHARD MATTHEWS

Year	Team	GP	GS	RECEIVING				Lg	TD
				No	Yds	Avg			
2012	Miami	8	1	11	51	13.7		30	0
2013	Miami	16	5	41	448	10.9		29	2
2014	Miami	14	0	12	135	11.3		23	2
2015	Miami	11	11	43	662	15.4		53t	4
2016	Tennessee	16	9	65	945	14.5		60	9
2017	Tennessee	14	11	53	795	15.0		75t	4
2018	Tenn-NYJ	8	0	5	24	4.8		7	0
NFL Totals		87	37	230	3,160	13.7		75t	21

ADDITIONAL STATISTICS: Rushing – (2014, 1 att., 3 yards); (2015, 1 att., 4 yards); (2017, 1 att. -3 yards) **Total: 3 att., 4 yards;** Special Teams Tackles – (2013, 2); (2014, 4) **Total: 6;** Miscellaneous Tackles – (2012, 2); (2013, 3); (2015, 1); (2017, 2) **Total: 8.**

CAREER HIGHS: Receptions – 11, at Tampa Bay (11/11/13); **Receiving Yards** – 122, at Indianapolis (11/20/16); **Long Reception** – 75t, at Pittsburgh (11/16/17); **Receiving TDs** – 2 (3x), last at San Diego (11/6/16).

POSTSEASON

Year	Team	GP	GS	RECEIVING				Lg	TD
				No	Yds	Avg			
2017	Tennessee	2	2	4	42	10.5		15	0
NFL Totals		2	2	4	42	10.5		15	0

ADDITIONAL PLAYOFF STATISTICS: Rushing – Miscellaneous Tackles – (2017, 1) **Total: 1.**

POSTSEASON CAREER HIGHS: Receptions – 3, at New England (1/13/18); **Receiving Yards** – 27, at New England (1/13/18); **Long Reception** – 15, at Kansas City (1/6/18).



CAMERON MEREDITH

HEIGHT: 6-3 • WEIGHT: 207
COLLEGE: ILLINOIS STATE
JOINED SAINTS: RFA-18 (CHI)
NFL EXPERIENCE: 5
BORN: 9/21/92

81
WR

NFL CAREER – This fifth-year veteran originally signed with the Bears as an undrafted free agent out of Illinois State in 2015. In 2016, Meredith had a breakout campaign for the Bears where he caught 66 passes for 888 yards and four touchdowns. He missed the entire 2017 season after tearing his ACL in preseason and after signing with the Saints in 2018 was limited to six games due to a knee injury. For his career, he has recorded 86 receptions for 1,122 yards (13.0 avg) in 31 games with 11 starts over three seasons with the Chicago Bears (2015-16) and one season with the Saints (2018). Meredith looks to rebound from his knee injury and contribute to the Saints wide receiving corps.

CAREER TRANSACTIONS – Placed on Injured Reserve by New Orleans

Saints, 11/8/18; Signed a two-year contract with New Orleans (RFA-CHI), 4/6/18; Placed on Injured Reserve by Chicago; 9/2/17; Signed a three-year contract with Chicago Bears as an undrafted free agent; 5/3/15.

2018 - Appeared in six games with one start, posting nine catches for 114 yards and a touchdown before being placed on Injured Reserve, Nov. 8...Inactive for first two contests...At Atlanta, Sept. 23, started in Saints debut and recorded an 11-yard TD on first catch...Vs. Washington, Oct. 8, caught team-high five passes for 71 yards, including a 46-yard reception...Vs. L.A. Rams, Nov. 4, played on offense and special teams. **2017** - Missed entire season after suffering a preseason knee injury that required surgery. **2016** - Played in 14 games (Games 3-16) with ten starts, setting career-highs with 66 receptions, 888 yards (13.5 avg) and four TDs...Rushed once for six yards...Had eight games with at least four receptions and four 100-yard receiving games...Ranked first on team in all receiving categories...Recorded career-high 11 receptions vs. Jacksonville, Oct. 16, for 113 yards...Posted career-high 135 yards on nine catches vs. Washington, Dec. 24...Made career-long 50-yard TD reception on a hail mary going into halftime at Tampa Bay, Nov. 13, only player in the NFL to catch a TD pass from three different QBs...First undrafted player to lead the Bears in receptions since Tom Waddle (1993). **2015** - Appeared in 11 games for Chicago as an undrafted rookie, recording 11 receptions for 120 yards...Grabbed season-high four receptions for 52 yards at Kansas City, Oct. 11, including two receptions for 30 yards on the game-winning TD drive.

COLLEGE - Started his college career at Illinois State at QB before moving to WR prior to the start of his junior season...Appeared in 28 career games with 14 starts, notching 87 catches for 1,431 yards (16.4 avg) and 14 TDs...Also ran twice for 10 yards (5.0 avg)...As a senior, played in all 15 games, with 14 starts and led ISU with 66 receptions and 1,061 yards receiving, with 9 TDs...One of six players in school history with over 1,000 yards receiving in a season...Played in ten games and ranked second on the team with 21 receptions, after making the transition to WR from QB prior to the start of his junior season...Led the team with 370 yards and five TDs, averaging 17.6 ypc.


PERSONAL - Three-year letterwinner out of St. Joseph (Westchester, Ill.) H.S., where he passed for 2,000 yards and rushed for over 400 yards as a senior and threw 12 TD passes and ran in seven more...Also recorded seven interceptions on defense as he was named All-Area and All-Conference...Passed for 1,250 yards and 10 TDs as a junior, while running for over 100 yards and rushing for two TDs...Named an All-Area selection as a junior and was honorable mention as a sophomore, with over 700 passing yards and five TDs...Played baseball for a year and lettered as a senior in basketball...In 2019 offseason, participated in the Football Without Borders camp program in Germany with several NFL players...Played in 2019 Saints Hall of Fame Golf Tournament.

CAMERON MEREDITH

Year	Team	GP	GS	RECEIVING				TD
				No	Yds	Avg	Lg	
2015	Chicago	11	0	11	120	10.9	22	0
2016	Chicago	14	10	66	888	13.5	50t	4
2017	Chicago			INJURED RESERVE				
2018	New Orleans	6	1	9	114	12.7	46	1
NFL Totals		31	11	86	1,122	13.0	50t	5
Saints Totals		6	1	9	114	12.7	46	1

ADDITIONAL STATISTICS: Rush Attempts – (2016, 1 rush for 6 yards) **Total: 1 rush for 6 yards;** Pass Attempts – Attempted one pass that was completed for a 2-yard touchdown in 2016.

CAREER HIGHS: Receptions – 11, vs. Jacksonville (10/16/16); **Receiving Yards** – 135, vs. Washington (12/24/16); **Long Reception** – 50t, at Tampa Bay (11/13/16); **Receiving TDs** – 1 (5x), last at Atlanta (9/23/18).



THOMAS MORSTEAD

HEIGHT: 6-4 • WEIGHT: 235
COLLEGE: SOUTHERN METHODIST
JOINED SAINTS: D5-09
NFL EXPERIENCE: 11
BORN: 3/8/86

6
P

NFL CAREER – The club’s fifth round draft choice (164th overall) in 2009 from Southern Methodist University, Morstead has been a weapon in the field position game with his strong leg, outstanding placement abilities and booming kickoffs. In ten years, he has a gross average of 46.9 on 570 punts with a 41.4 net and 199 punts inside the 20-yard line, while also booming 259 kickoffs in the end zone for touchbacks. During the 2018 season, Morstead finished the regular season tied for 11th on the Saints all-time games played list (158) and ranked first in the NFL in net punting average (43.2).

CAREER TRANSACTIONS – Signed to a five-year contract extension, 3/16/18; Agreed to terms on a six-year contract extension, 7/26/12; Signed to a four-year contract, 7/30/09; Selected in the fifth round (164th overall) of 2009 NFL Draft.

HONORS – **2018:** Pro Football Focus Special Teams Player of the Year and first-team All-Pro; **2014:** Saints Man of the Year (club nominee for NFL Walter Payton Man of the Year Award); **2012:** Pro Bowl; AP second-team All-Pro; *Sports Illustrated* and NFL.com All-Pro; **2011:** USA Today All-Joe; **2009:** NFC Special Teams Player of the Week (Week 11); NFC Special Teams Player of the Week (Week 17).

2018 – Played in all 16 regular season games and punted 43 times for 1,996 yards (46.4 avg., 43.2 net avg.) with four touchbacks, with 15 pinned inside the

opponent 20-yard line and a long of 60 yards. Also was the holder on all extra point and field goal attempts...Punted three times for 156 yards, a gross punting average of 52.0 and a 45.7 net in the opener vs. Tampa Bay, Sept. 9...Punted four times for 179 yards, a gross and net punting average of 44.8 with two inside-the-20-yard line vs. Cleveland, Sept. 16...Punted four times for 202 yards, a gross punting average of 50.5 and a 42.5 net, with two inside-the-20-yard line at Atlanta, Sept. 23...Punted twice for a 95 yards (47.5 gross and net punting average) with a long of 51 yards at N.Y. Giants, Sept. 30...at Baltimore, Oct. 21, punted twice for 88 yards for a gross punting average of 44.0 and a 40.0 net with a long of 52 yards. Kicked off once...Punted two times for a total of 86 yards and a net of 41.0 with a long of 56 yards at Minnesota, Oct. 28...Punted twice for 67 yards and a net 33.5 with one inside-the-20 and became the 13th Saint to play in 150 games for New Orleans vs. L.A. Rams, Nov. 4...Vs. Philadelphia, Nov. 18, punted twice for 99 yards and a 50.5 net with a long of 50 yards...Punted three times for 144 total yards and a net of 41.3 with a long of 56 yards on vs. Atlanta, Nov 22...Punted four times for 206 yards and a 44.5 net with a long of 57 yards at Dallas, Nov. 29...Punted three times for 155 yards and a 41.7 net with a long of 60 yards at Tampa Bay, Dec. 9...Punted four times for 168 yards and a 41.8 net with a long of 46 yards at Carolina, Dec. 17...Punted three times for 141 yards and a 47.0 net with a long of 56 yards, that was ruled out of bounds at the three-yard line vs. Pittsburgh, Dec. 23...Played in his 158th career game, moving into a tie with T Zach Strief for games played and punted season-high five times for 210 yards with a 42.0 net and gross vs. Carolina, Dec. 30...Punted three times for 134 yards and a net of 44.7 with a long of 50 yards in the NFC Divisional Playoff vs. Philadelphia, 1/13/19...Punted four times for 171 yards with a gross and net of 42.8 with two punts inside-the-20 in the NFC Championship vs. L.A. Rams, 1/20/19. **2017** - Played in all 16 games and punted 60 times for 2,822 yards (47.0 avg., 42.2 net avg.) with two touchbacks, 26 pinned inside the opponent 20-yard line and a season-long of 68 yards. The holder on all extra point and field goal attempts...Launched a season-long 68-yard punt with a gross average of 57 and net of 53.3 with one touchback on three punts in the opener at Minnesota, Sept. 11...Had seven punts for 344 yards with a 49.1 avg., with a season-high three landing inside the 20-yard line, including a 67-yard bomb vs. Detroit, Oct. 15...Punted seven times for a season-high 371 yards (53.0 avg., 44.6 net avg.) with two downed inside the opponent 20-yard line, at the L.A. Rams, Nov. 26...At Tampa Bay, Dec. 31, punted four times for 185 yards with a 46.3 gross and net punting average, three pinned inside-the-20 yard line, while also holding for all field goal and PAT attempts. Played in two postseason games recording eight punts for 375 yards (46.9 avg., 40.6 net avg.) with one touchback, two downed inside the 20-yard line, including a 57-yard punt in NFC Wild Card Playoff vs. Carolina, 1/7/18...Punted four times for 192 yards (48.0 gross avg.), made first career postseason special teams stop and participated in the final two-point attempt in NFC Divisional Playoff at Minnesota, 1/14/18. **2016** - Played in all 16 games and punted 57 times for 2,751 yards (48.3 gross avg., 42.4 net avg.) with five touchbacks, 22 inside the 20-yard line and a season-long of 66. Held on PAT and field goal attempts...Booted season-long 66-yard punt with a gross of 54.7 and net of 44.9 on seven punts at N.Y. Giants, Sept. 18...Had five punts for 256 yards (51.2 avg., 45.2 net avg.) with a 62-yarder and one punt downed inside the 20-yard line at San Diego, Oct. 2...Had four punts for 211 yards (52.8 avg., 44.8 net avg.) and

PUNTING LEADER

Thomas Morstead has established himself as one of the most productive punters in NFL history in his first eight seasons. He is the team's all-time leader in both gross (46.9) and net average (41.4) and ranked third and second in both categories in NFL record books respectively.

NFL'S ALL-TIME CAREER GROSS PUNTING AVERAGE LEADERS

(COMPILED BY NFL SINCE 1939)

Player	Avg.
1. Shane Lechler, 2000-17	47.6
2. Johnny Hekker, 2012-	47.0
3. Thomas Morstead, 2009-	46.9

NFL'S ALL-TIME CAREER NET PUNTING AVERAGE LEADERS

(COMPILED BY NFL SINCE 1976)

Player	Avg.
1. Johnny Hekker, 2012-	43.4
2. Thomas Morstead, 2009-	41.4
3. Marquette King, 2013-18	40.8

HIGHEST GROSS PUNTING AVERAGE, SAINTS TEAM HISTORY

Player	Avg.
1. Thomas Morstead, 2009-	46.9
2. Mark Royals, 1997-98	45.8
3. Mitch Berger, 2003-05	43.7

HIGHEST NET PUNTING AVERAGE, SAINTS TEAM HISTORY

Player	Avg.
1. Thomas Morstead, 2009-	41.4
2. Tommy Barnhardt, 1987, 89-94, 99	35.8
3. Brian Hansen, 1984-88	35.3

one punt downed inside the 20-yard line vs. Carolina, Oct. 16...Punted four times for 210 yards (52.5 avg., 46.8 net avg.) with two punts downed inside the 20-yard line at San Francisco, Nov. 6...Punted four times for a 44.8-yard average and landed two inside the 20 vs. L.A. Rams, Nov. 27. **2015** - Played in 14 games and punted 56 times for 2,551 yards, putting 20 of his punts inside the 20-yard line. Posted a 45.6 gross punting average with a net of 40.7. Added 22 kickoffs, 16 of which were touchbacks...In opener at Arizona, Sept. 13, punted four times for 171 yards (42.8 gross avg., 39.0 net avg.). Put all six kickoffs into the end zone, with five touchbacks...In 100th career game vs. Dallas, Oct. 4, punted three times for 123 yards with a 41.0 gross and net punting average. Put all four of his kickoffs into the end zone, with three touchbacks...Inactive (quad) at Philadelphia, Oct. 11, and vs. Atlanta, Oct. 15, breaking a streak of 100 consecutive regular season contests played...Returned to action at Indianapolis, Oct. 25, and punted a career-high 10 times for a career-high 487 yards (48.7 gross avg.), with a net of 42.9 and a long of 58. Placed five inside the 20-yard line with a touchback...Punted six times for 281 yards (46.8 avg.) with a 41.7 net and pinned two inside the 20 at Houston, Nov. 29...Punted five times for 204 yards vs. Carolina, Dec. 6, with both a gross and net punting average of 40.8, with two punts pinned inside the 20 and a long of 49...Became only the second Saint with 400 punts at Tampa Bay, Dec. 13. Punted four times for 175 yards (43.8 avg., 33.8 net avg.), with two punts

2018 GAME BY GAME

PUNTING

Date	Opp.	GP	NO	YDS	GROSS	NET YDS	NET AVG	TB	IN20	LG	BLK
9/9	TB	X	3	156	52.0	137	45.7	0	0	58	0
9/16	CLE	X	4	179	44.8	179	44.8	0	2	56	0
9/23	@ATL	X	4	202	50.5	170	42.5	1	2	57	0
9/30	@NYG	X	2	95	47.5	95	47.5	0	0	51	0
10/8	WAS	X	0	0	0	0	0	0	0	0	0
10/21	@BAL	X	2	88	44.0	80	40.0	0	0	52	0
10/28	@MIN	X	2	86	43.0	82	41.0	0	1	56	0
11/4	LAR	X	2	67	33.5	67	33.5	0	2	39	0
11/11	@CIN	X	0	0	0.0	0	0.0	0	0	0	0
11/18	PHI	X	2	99	49.5	101	50.5	0	0	50	0
11/22	ATL	X	3	144	48.0	124	41.3	1	1	56	0
11/29	@DAL	X	4	206	51.5	178	44.5	1	1	57	0
12/9	@TB	X	3	155	51.7	125	41.7	1	1	60	0
12/17	@CAR	X	4	168	42.0	167	41.8	0	3	46	0
12/23	PIT	X	3	141	47.0	141	47.0	0	1	56	0
12/30	CAR	X	5	210	42.0	210	42.0	0	1	54	0
2018 Season		16	43	1,996	46.9	1,856	43.2	4	15	60	0

pinned inside the 20-yard line, and a long of 53...In the season finale at Atlanta, 1/3/16, punted two times for 105 yards with one pinned inside the 20-yard line and a long of 55. **2014** - Played in all 16 games. Finished with 58 punts for 2,690 yards, a gross average of 46.4 yards per punt, and a net of 42.9 yards. Placed 19 punts inside the 20-yard line. 40 of his kickoffs sailed into the end zone for touchbacks. Finished first in the NFC and second in the NFL in net average (42.9). Also recorded one special teams tackle. Averaged 50.5 yards on two punts, with both sailing into end zone at Atlanta, Sept. 7...Booted four punts for 168 yards at Detroit, Oct. 19...In a contest that featured no punts for either club, sent all eight kickoffs into the end zone for touchbacks vs. Green Bay, Oct. 26...Punted four times for 187 yards with gross and net averages of 46.8 yards at Carolina, Oct. 30...Punted six times for 299 yards (49.8 avg., 42.0 net avg.) while landing one kick inside the 20-yard line vs. San Francisco, Nov. 9...Recorded gross 48.5 avg. on three punts at Pittsburgh, Nov. 30...Punted five times for 217 yards and added a special teams tackle at Chicago, Dec. 15...Punted four times for 200 yards, with a gross average of 49.5 yards per kick with a net average of 49.5, including a season-long 63-yard kick vs. Atlanta, Dec. 21...Recorded season-high gross average of 52.0 in season finale at Tampa Bay, Dec. 28...Selected as the Saints' nominee for the 2014 Walter Payton NFL Man of the Year Award. **2013** - Posted a gross punting average of 46.9, fifth in the NFC and eighth in the NFL and a net of 42.3, second in the conference and fourth in the league. His 52 touchbacks on kickoffs tied for second in NFC and fourth in NFL. Also recorded a special teams tackle. In two playoff games, had a 37.1 gross average and a 32.3 net with one kickoff sailing into the end zone for a touchback...Averaged 49.3 yards on three punts, including two inside the 20 in opener vs. Atlanta, Sept. 8. Also, all six of kickoffs sailed into end zone for touchbacks...Placed season-high four of his punts inside the 20 at Tampa Bay, Sept. 15...Recorded a 49.5 gross punting average and a 45.8 net vs. Arizona, Sept. 22...Averaged 47.3 yards on three punts, including a 45.7 net and one inside the 20 vs. Miami, Sept. 30. Also placed six-of-seven kickoffs in the end zone, with five touchbacks...Recorded touchbacks on all six kickoffs vs. Buffalo, Oct. 27...Had a 51.3 gross average on

three punts and 43.7 net, including one inside the 20 vs. San Francisco, Nov. 17 and recorded touchbacks on all five kickoffs...Averaged 49.5 yards on four punts, including a net of 42.0, in a win at Atlanta, Nov. 21...Averaged 49.0 yards on six punts, including a net of 46.2 at Seattle, Dec. 2...Averaged 53.5 yards on two punts with a 50.0 net average at St. Louis, Dec. 15...Punted seven times for 340 yards (48.6 gross) with a 42.9 net average at Carolina, Dec. 22. **2012** - Posted a gross punting average of 50.1, which ranked first in the NFC and second in the NFL and a net punting average of 43.2, which ranked second in both conference and league. Both totals were franchise records and his net at the time was the fourth-highest single-season total in NFL record books. His 45 touchbacks on kickoffs were tied for third in NFC and sixth in NFL. Added two special teams tackles. Selected to Pro Bowl...In opener vs. Washington, Sept. 9, averaged a 55.6 gross average on five punts, posting a season-high 48.8 net, also sending four kickoffs for touchbacks...Recorded season-high 55.8 gross average, including a career-long 70-yard punt vs. Kansas City, Sept. 23...Posted four punts for 205 yards (51.3 gross), including a 47.5 net and two punts downed inside the 20 and four touchbacks on kickoffs at Tampa Bay, Oct. 21...Dropped season-high four punts inside the 20-yard line at Denver, Oct. 28 on eight punts for a total of 413 yards (51.6 gross)...Booted season-high six touchbacks on kickoffs vs. Atlanta, Nov. 11, also posting 50.0 gross and 48.2 net punting averages. **2011** - Appeared in all 16 games, finishing with 46 punts for 2,224 yards with a 48.3 gross average (43.1 net), with 13 punts inside the 20-yard line. Net average was then ranked third in NFL single-season record books (now 10th). Finished ranked second in the NFC and fourth in the NFL in gross average and second in both the conference and the league in net. Set NFL record with 68 touchbacks on kickoffs. Appeared in both playoff games and punted five times for 227 yards (45.4 gross punting average, 43.6 net), dropping two inside the 20-yard line and a long of 60, while 9-of-13 kickoffs went for touchbacks...Averaged 45.8 yards (46.6 net) on five punts totaling 229 yards vs. Chicago, Sept. 18...Punted three times for 148 yards (49.3 gross, 47.7 net) vs. Houston, Sept. 25...Punted a season-high six times for 282 yards and placed three punts inside the 20-yard line at St. Louis, Oct. 30...Punted five times for 202 yards (40.4 gross), including a 64-yard punt, at Atlanta, Nov. 13...Punted four times for 179 yards and placed two punts inside the 20 vs. Detroit, Dec. 4...Averaged 49.8 yards on five punts (249 yards) at Tennessee, Dec. 11...Sent six-of-seven kickoffs into end zone for five touchbacks in the NFC Wild Card Playoff vs. Detroit, 1/7/12...Punted five times for 227 yards (45.4 avg.) with two punts inside the 20-yard line in the NFC Divisional Playoff at San Francisco, 1/14/12. **2010** - Appeared in all 16 regular season games, finishing with 57 punts for 2,188 yards for then-club-record 45.9 gross average (38.4 net), with 21 downed inside the 20-yard line. Ten of his kickoffs went for touchbacks. Added one special teams tackle. Ranked third in the NFC and sixth in the NFL in gross punting average and fifth in the conference in net...In NFC Wild Card game at Seattle, 1/8/11, punted four times for a 47.8 gross average (44.8 net) with a long of 55...In NFL opener vs. Minnesota, Sept. 9, punted five times for a gross avg. of 43.2 yards, with a long of 58, two downed inside the 20, also with one touchback on a kickoff...Averaged 46.7 yards on six punts, putting four inside the 20-yard line and reaching touchbacks on two of his kickoffs at San Francisco, Sept. 20...Averaged a 53.3 gross on three punts vs. Carolina, Oct. 3...Punted four times for 204 yards (51.0 gross), with a long of 56, pinning one at the Browns two-yard line

vs. Cleveland, Oct. 24...Dropped three of his punts inside the 20-yard line vs. Pittsburgh, Oct. 31...Averaged 46.4 yards on five punts, landing three inside the 20-yard line, including a 63-yard punt to pin the Panthers inside their own 10-yard line at Carolina, Nov. 7...Hit a 64-yarder, punting twice for an average of 60.0 yards (53.5 net) on Thanksgiving at Dallas, Nov. 25, setting career-highs in gross and net averages...Averaged a 45.3 gross on seven punts with a 41.6 net and had two kickoffs go for touchbacks at Atlanta, Dec. 27. **2009** - Played in all 16 regular season games, finishing with a 43.6 gross average and 36.0 net on 58 punts, with 18 downed inside the 20. Also handled kickoff chores for 15 games and put 58-of-99 kicks into the end zone with 27 going for touchbacks, the fourth-highest NFL total. Named NFC Special Teams Player of the Week twice, the only Saints punter to receive the honor two times in a season and became only the second Saints rookie to earn conference weekly honors twice. In the postseason, had a 47.5 gross punting average and an NFL-leading 44.8 net on 13 punts, pinning opponents six times inside their 20-yard line. An NFL-high 6-of-19 kickoffs were for touchbacks...Punted twice in his NFL debut in the season opener vs. Detroit, Sept. 13, averaging 48 yards per kick and putting six-of-eight kickoffs into the end zone, three for touchbacks...Averaged 52.0 gross and 50.3 net on three punts at Philadelphia, Sept. 20, including a 60-yarder, putting one inside the Eagles 20...Put two punts inside the 20 and knocked all five kickoffs into the end zone with four touchbacks vs. N.Y. Jets, Oct. 4...On four punts vs. N.Y. Giants, Oct. 18, averaged 45 yards and made first career tackle with a touchdown-saving stop on kickoff coverage...Punted three times vs. Carolina, Nov. 8, averaging 38.7 yards with his last punt downed at the Panthers two-yard line with defensive lineman Anthony Hargrove causing a fumble he recovered and returned for a touchdown on next play. Also had two touchbacks...Turned in an outstanding performance at Tampa Bay, Nov. 22, resulting in his first career NFC Special Teams Player of the Week honors, dropping two punts inside the five-yard line and averaging 48.8 gross and 46.0 net on four punts. Put six-of-seven kickoffs into the end zone, with four going for touchbacks...Averaged 43.3 yards on three punts and also knocked all seven of his kickoffs into the end zone with four touchbacks vs. New England, Nov. 30...Averaged 50.3 yards on his four punts with a long of 57 vs. Dallas, Dec. 19...Became second Saints punter in club history to capture NFC Special Teams Player of the Week twice, the first to do so in the same season, when he punted nine times for 46.3 gross and 42.3 net averages as seven of his kicks landed inside the 20-yard line, four inside the 10, at Carolina, 1/3/10...Had postseason club-record 66-yard punt and put seven-of-eight kickoffs in end zone with three for touchbacks in NFC Divisional game vs. Arizona, 1/16/10...Punted seven times for 51.3 gross and 49.1 net averages, dropping four inside the 20 and putting three kickoffs in end zone for touchbacks in NFC Championship Game vs. Minnesota, 1/24/10...In Super Bowl XLIV vs. Indianapolis, 2/7/10, punted twice for a 44-yard gross and net average with one downed at the six-yard line and successfully executed an onside kick at the start of the second half that was recovered by New Orleans and led to a TD.

COLLEGE - Four-year letterman, handling both punting and placekicking duties for Southern Methodist...Averaged 43.4 yards on 166 career punts, including 59 downed inside the 20...Finished career ranked fifth in SMU history with 217 points, including school-record streak of 78-straight PATs...Earned honorable

mention All-Conference USA honors as a senior after averaging 41.8 yards on 59 punts (2,465 yards) with 20 downed inside the 20...As junior, earned All-Conference USA first-team, leading the conference and ranking eighth in nation with a 44.6 yard gross average that ranked third all-time in school record books on 57 punts, including 21 inside the 20...All-Conference USA third-team choice, Academic All-C-USA pick and recipient of the school's special teams award as sophomore in 2006...Redshirted as freshman...Mechanical engineering major.

PERSONAL – Attended Pearland (Texas) HS, where he received second-team All-District and was named Brazoria County Special Teams MVP as a senior, serving as both kicker and punter...Also lettered in soccer and was a member of the National Honor Society, adding Academic All-State...At the St. Baldrick's Foundation fundraiser, had his hair, which hadn't been cut since 2011, shaved in 2013 to help raise \$130,000 for children's cancer research...Has participated in several Verizon fan engagement events...Visited John James Audubon Elementary School in Kenner in 2012 to lead a pep rally celebrating the school's first place win in the National Football League's Fuel Up to Play 60 "Top That!" Pizza Recipe Contest...Has annually participated with his teammates in Thanksgiving turkey giveaways at the Dryades YMCA...Teamed up with the Tipitina's Foundation to provide the James M. Singleton Charter School Marching Band with 24 new instruments...Focuses majority of his efforts in the community on cancer-related and child-related initiatives through his foundation, "What You Give Will Grow" (Website, www.wywgw.com), established in 2012. Annually, he along with other teammates, have visited Ochsner Medical Center, delivering Christmas gifts to pediatric, cancer and transplant patients with his foundation donating the gifts for the patients...Hosts an annual celebrity waiter event to support charities through his foundation...Participated in the 2016 Saints/United Way Hometown Huddle at the Salvation Army of Greater New Orleans, showing children how to utilize fitness equipment that was installed...Partnered with local and national organizations to raise money for purchase and distribution of school supplies to children living in the affected areas of widespread flooding in Louisiana in 2016...Conducted a media tour on behalf of team in various locations in England and Scotland in 2017 to promote that season's Saints-Dolphins game in London...Annually sponsors a "Prom of Champions" event, which provides a prom for teenagers with serious health issues that would otherwise be unable to attend...In 2018, Vikings fans were so impressed by the toughness and sportsmanship he displayed in an eventual defeat in the divisional round of the playoffs, which led Vikings fans to dedicate a Reddit group that donated more than \$140,000 to his charity, "What You Give Will Grow", in less than 24 hours. After the season Morstead and Vikings punt returner Marcus Sherels both teamed up to donate more than 220,000 dollars to a children's hospital in Minnesota, following up with a challenge prior to the 2018 matchup between the two clubs to raise money for Christmas gifts for the underprivileged in the two areas...In 2018, purchased and along with Wil Lutz, delivered gifts on Christmas Eve to a Westbank single mother and her two-year old daughter.

THOMAS MORSTEAD

Year	Team	G	No	Yds	Avg	Ret	Punting					Kickoffs				
							Yds	Net	TB	In 20	LG	Blk	KO	In	EZ	TB
2009	New Orleans	16	58	2,528	43.6	25	358	36.0	4	18	60	0	101	59	27	
2010	New Orleans	16	57	2,618	45.9	26	310	38.4	6	21	64	0	49	26	10	
2011	New Orleans	16	46	2,224	48.3	19	118	43.1	4	13	64	1	104	92	68	
2012	New Orleans	16	74	3,707	50.1	31	391	43.2	6	20	70	0	88	72	45	
2013	New Orleans	16	61	2,859	46.9	24	180	42.3	5	25	61	0	87	73	52	
2014	New Orleans	16	58	2,690	46.4	24	99	42.9	5	19	63	0	81	73	40	
2015	New Orleans	14	56	2,551	45.6	24	194	40.7	4	20	58	0	22	21	16	
2016	New Orleans	16	57	2,751	48.3	29	237	42.4	5	22	66	0	0	0	0	
2017	New Orleans	16	60	2,822	47.0	24	249	42.2	2	26	68	0	1	1	1	
2018	New Orleans	16	43	1,996	46.4	12	60	43.2	4	15	60	0	2	0	0	
NFL Totals		158	570	26,746	46.9	238	2,196	41.4	45	199	70	1	530	417	259	

ADDITIONAL STATISTICS: Special Teams Tackles – (2009, 1); (2010, 1); (2012, 2); (2013, 1); (2014, 1) **Total: 6.**

CAREER HIGHS: Punts – 10, at Indianapolis (10/25/15); **Most Yards** – 487, at Indianapolis (10/25/15); **Gross Avg.** – 60.0, at Dallas (11/25/10); **Net Avg.** – 53.5, at Dallas (11/25/10); **Most Punts Inside the 20** – 7, at Carolina (1/3/10); **Long Punt** – 70, vs. Kansas City (9/23/12); **Kickoff Touchbacks** – 9, vs. Indianapolis (10/23/11); **Special Teams Tackles** – 2, at New York Giants (12/9/12).

POSTSEASON

Year	Team	G	No	Yds	Avg	Ret	Punting					Kickoffs				
							Yds	Net	TB	In 20	LG	Blk	KO	In EZ	TB	
2009	New Orleans	3	13	618	47.5	4	15	44.8	1	6	66	0	19	13	6	
2010	New Orleans	1	4	191	47.8	1	12	44.8	0	0	55	0	5	0	0	
2011	New Orleans	2	5	227	45.4	3	29	39.6	0	2	60	0	13	11	9	
2013	New Orleans	2	7	260	37.1	2	34	32.3	0	3	55	0	8	6	1	
2013	New Orleans	2	8	375	46.9	3	30	40.6	1	2	57	0	0	0	0	
2018	New Orleans	2	7	305	43.6	1	0	43.6	0	2	50	0	0	0	0	
NFL Totals		12	44	1,976	44.9	14	120	40.8	2	15	66	0	45	30	16	

ADDITIONAL POSTSEASON STATISTICS: Special Teams Tackles – (2017, 1) **Total: 1.**

POSTSEASON CAREER HIGHS: Punts – 7, vs. Minnesota (1/24/10); **Most Yards** – 359, vs. Minnesota (1/24/10); **Gross Avg.** – 51.3, vs. Minnesota (1/24/10); **Net Avg.** – 49.1, vs. Minnesota (1/24/10); **Most Punts Inside the 20** – 4, vs. Minnesota (1/24/10); **Long Punt** – 66, vs. Arizona (1/16/10); **Kickoff Touchbacks** – 5, vs. Detroit (1/7/12); **Special Teams Tackles** – 1, at Minnesota (1/14/18).



LATAVIUS MURRAY

HEIGHT: 6-3 • WEIGHT: 230
COLLEGE: CENTRAL FLORIDA
JOINED SAINTS: UFA-19 (MIN)
NFL EXPERIENCE: 7
BORN: 1/18/90

28

RB

NFL CAREER – Originally a sixth round draft pick (181st overall) of the Oakland Raiders in 2013 out of Central Florida, the versatile back brings a bruising style to the Black and Gold to complement Alvin Kamara. Over the course of his six-year career, Murray has appeared in 77 games with 48 starts for the Raiders

and Minnesota Vikings, carrying 899 times for 3,698 yards (4.1 avg.) with 34 touchdowns and catching 128 passes for 883 yards. Murray's 26 rushing touchdowns since the 2016 season rank fourth in the NFL. In 2018, he played in all 16 games for the Vikings with six starts and carried 140 times for 578 yards (4.1 avg.) with a club-best six touchdowns.

CAREER TRANSACTIONS - Agreed to terms with the New Orleans Saints on a four-year contract (UFA-Min.), 3/13/19; Signed by the Minnesota Vikings (UFA-Oak.), 3/16/17; Placed on Injured Reserve by the Raiders, 8/27/13; Signed by the Raiders to a four-year contract, 6/7/13; Selected by the Oakland Raiders in the sixth round (181st overall) of the 2013 NFL Draft.

HONORS - **2016:** FedEx Ground Player of the Week (Week 9 and Week 13); **2015:** Pro Bowl.

2018 - Played in all 16 games for the Vikings with six starts and carried 140 times for 578 yards (4.1 avg.) with a club-best six touchdowns and added 22 receptions for 141 yards...In the opener vs. San Francisco, Sept. 9, rushed for 42 yards on 11 carries...Notched a career-high 155 yards rushing and one TD vs. Arizona, Oct. 14...At N.Y. Jets, Oct. 21, rushed for 69 yards on 15 carries and two TDs, his seventh multiple-score game...Vs. New Orleans, Oct. 28, had 13 carries for 56 yards with a TD and added five receptions for 39 yards...Vs. Detroit, Nov. 4, rushed for 31 yards on ten carries with one TD...Vs. Miami, Dec. 16, rushed for 68 yards on 15 attempts with one TD. **2017** - Led the Vikings with 842 rushing yards on 216 carries and tallied eight TDs...Carried the ball six times for 18 yards and caught two passes for 11 yards at Philadelphia, 1/21/18 in the NFC Championship game...Scored a one-yrd TD rush in his second career playoff start, vs. New Orleans, 1/14/18 in the Divisional Playoff game, and finished the day with 50 yards on 19 carries and 17 yards on two catches as the Vikings defeated the Saints...Tallied his second 100-yrd performance of the season, carrying 20 times for 111 yards and two TDs vs. Chicago, Dec. 31...Helped the team clinch the NFC North title with 20 carries for 76 yards, his sixth TD of the year and one catch for season-long 28 yards vs. Cincinnati, Dec. 17...Started at Atlanta, Dec. 3 and totaled 97 yards from scrimmage, carrying 16 times for 76 yards and grabbing a season-high three catches for 21 yards...Appeared in his first Thanksgiving Day game and totaled 84 yards on 20 carries with one TD at Detroit, Nov. 23...Led the charge vs. L.A. Rams, Nov. 19, with 95 yards on 15 carries (6.3 avg.) and two rushing TDs...Led the team with 68 rushing yards on 17 carries at Washington, Nov. 12 and scored his second TD as a Viking, a one-yard rush...Recorded his first TD as a Viking and his first 100-yard rushing performance as a Viking vs. Baltimore, Oct. 22, finishing with 113 yards on 18 carries (6.3) with a 29-yard TD...Appeared in his 50th career game and made his first start as a Viking at Chicago, Oct. 9, finishing the day with 31 yards on 12 carries and two catches for 12 yards...Had seven carries for 21 yards vs. Detroit, Oct. 1, after Dalvin Cook left the game with an injury...Totalled six yards on two carries vs. New Orleans, Sept. 11, in Vikings debut.

2016 - Appeared in 14 games with 12 starts, missing Weeks five and six (toe)...Compiled 788 rushing yards on 195 carries with a career-high 12 rushing TDs, fifth-most in the NFL, in addition to catching 33 passes for 264 yards...Ran the ball 12 times for 39 yards with a TD and one reception for 12 yards in his playoff debut at Houston, 1/7/17...Recorded his third-straight game with at least 80 rush-

ing yards, recording 81 yards on 13 carries at San Diego, Dec. 18...Registered his second 100-yard game of the season with 103 yards on 22 carries with one TD at Kansas City, Dec. 8...Totalled 82 yards on 20 carries with two TDs vs. Buffalo, Dec. 4... Caught five passes for 59 yards while running the ball 12 times for 33 yards in a win against Houston in Mexico City, Nov. 21...Turned in one of his best performances as a pro with 20 carries for 114 yards and three goal-line TDs in a rivalry game victory vs. Denver, Nov. 6...Ran the ball 18 times for 59 yards with two TDs at Jacksonville, Oct. 23...Ran the ball 32 times for 153 yards through the first three weeks of the season, scoring a TD in each contest. **2015** - Became first Raiders RB since Charlie Garner in 2001 to start all 16 games...Carried the ball a career-high 266 times for 1,066 yards (4.0 avg.), his first 1,000-yard season of his career, with six TDs...Contributed 79 yards on 19 carries with one TD as well as five receptions for 38 yards vs. San Diego, Dec. 24...Ran the ball 21 times for 78 yards vs. Green Bay, Dec. 20...Totalled 86 yards on 20 carries with a TD vs. Kansas City, Dec. 6...Compiled 96 yards on 17 rushes at Pittsburgh, Nov. 8...Registered his second 100-yard game of the season when he rushed 20 times for 113 yards vs. N.Y. Jets, Nov. 1...Ran 15 times for 85 yards with a TD at San Diego, Oct. 25...Turned in the first 100-yard game of his career with 139 yards on a career-high 26 carries with one TD at Cleveland, Sept. 27. **2014** - Played in 15 games, with three starts, totaling 424 rushing yards on 82 attempts (5.2 avg.) with two touchdowns to go with 17 receptions for 143 yards...Carried 23 times for 86 yards vs. Buffalo, Dec. 21...Rushed for 59 yards on 12 carries at Kansas City, Dec. 14...Totalled 76 yards on 23 carries vs. San Francisco, Dec. 7...Gained 112 yards on four carries with two TDs, including a 90-yarder, vs. Kansas City, Nov. 20, becoming the first player in NFL history to gain at least 110 rushing yards on 5 or fewer carries...Saw his first major action at San Diego, Nov. 16, running four times for 43 yards. **2013** - Suffered foot injury in training camp and was placed on Injured Reserve, Aug. 27.

COLLEGE - Played four years at UCF...Appeared in 45 career games, totaling 2,424 yards on 453 carries (5.4 avg.) with 37 TDs...Registered 50 receptions for 524 yards and six TDs...Finished his career ranked second in school history in total TDs (44), eighth in rushes (453), sixth in rushing yards (2,424) and third in rushing TDs (37)...Racked up 1,106 yards on 198 rushing attempts with 15 TDs as senior...Named first-team All-Conference USA...Selected to watch list for the Doak Walker Award, presented annually to the nation's top RB...First player in UCF history to rush for a TD in nine straight games...Averaged 100.5 yards per

WORTH NOTING

MURRAY'S 100-YARD RUSHING GAMES (8)

Yds	Date	Opponent	Atts	TDs
155	10/14/18	vs. Ari. (W)	24	1
139	9/27/15	at Cle. (W)	26	1
114	11/6/16	vs. Den. (W)	20	3
113	10/22/17	vs. Bal. (W)	18	1
113	11/1/15	vs. NYJ (W)	20	0
112	11/20/14	at KC (W)	4	2
111	12/31/17	vs. Chi. (W)	20	2
103	12/8/16	at KC (L)	22	1

MURRAY'S MULTI-TOUCHDOWN GAMES (6)

Date	Opponent	TDs
11/6/16	vs. Den. (W)	3
10/23/16	at Jax. (W)	2
12/4/16	vs. Buf. (W)	2
11/9/17	vs. IAR (W)	2
12/31/17	vs. Chi. (W)	2
10/21/18	at NYJ (W)	2

game to lead the conference...Hauled in 27 passes for 231 yards and four TDs... Named team MVP during his junior campaign...Ran the ball 98 times for 549 yards and eight TDs...As a sophomore, appeared in 14 games and totaled 637 rushing yards with 11 TDs on 111 attempts...Named MVP of the C-USA Championship game and the AutoZone Liberty Bowl...Redshirted sophomore season due to a knee injury...Saw action in eight games as a true freshman and compiled 132 yards with three TDs on 36 carries

PERSONAL - Attended Onondaga Central HS in Nedrow, N.Y....Named 2007 Gatorade Football Player of the Year in New York by Rise Magazine...As a senior, rushed for 2,194 yards and 28 TDs on 175 carries...Named first-team All-State by the New York Sportswriters Association...Also garnered first-team All-State as junior, rushing for 2,030 yards and 30 TDs on 193 carries...Earned third-team All-State as sophomore, racking up 1,609-yards with 14 TDs...Ranked as the No. 5 prospect in New York by Rivals.com...Ranked as the No. 6 prospect in New York by Scout.com...Enjoys photography as a hobby...Participated in the NFL's 2018 USO Tour throughout Italy and Germany...Traveled to Haiti with former Raiders teammate Derek Carr to visit an orphanage during the 2016 and 2018 offseas...Honored his late friend, Jonathan Diaz, during My Cause My Cleats in 2017 by auctioning off his cleats and donating the proceeds to Diaz's favorite cause, the Central New York Society for the Prevention of Cruelty to Animals (CNYSPCA)...Currently pursuing his MBA online from Syracuse University...Regular on NFL Network's Good Morning Football program and filled in during the 2017 offseason...Born on Jan. 18, 1990 in Titusville, Fla.

LATAVIUS MURRAY

Year	Team	GP	GS	RUSHING					RECEIVING				
				Att	Yds	Avg	Lg	TD	No	Yds	Avg	Lg	TD
2013	Oakland												
2014	Oakland	15	3	82	424	5.2	90t	2	17	143	8.4	46	0
2015	Oakland	16	16	266	1,066	4.0	54	6	41	232	5.7	23	0
2016	Oakland	14	12	195	788	4.0	42	12	33	264	8.0	39	0
2017	Minnesota	16	11	216	842	3.9	46	8	15	103	6.9	28	0
2018	Minnesota	16	6	140	578	4.1	38t	6	22	141	6.4	16	0
NFL Totals		77	48	899	3,698	4.1	90t	34	128	883	6.9	46	0

ADDITIONAL STATISTICS: Kickoff Returns – 19 returns for 429 yards, 22.6 avg., 38 LG in 2014.

CAREER HIGHS: Rushes – 26, at Cleveland (9/27/15); **Rushing Yards** – 155, vs. Arizona (10/14/18); **Long Rush** – 90t, vs. Kansas City (11/20/14); **Rushing TDs** – 3, vs. Denver (11/6/16); **Receptions** – 7, vs. Cincinnati (9/13/15); **Receiving Yards** – 60, at Denver (12/28/14); **Long Reception** – 46, at Denver (12/28/14).

POSTSEASON

Year	Team	GP	GS	RUSHING					RECEIVING				
				Att	Yds	Avg	Lg	TD	No	Yds	Avg	Lg	TD
2016	Oakland	1	1	12	39	3.3	18	1	1	12	12.0	12	0
2017	Minnesota	2	2	25	68	2.7	14	1	4	28	7.0	13	0
NFL Totals		3	3	37	107	2.9	18	2	5	40	8.0	13	0

ADDITIONAL POSTSEASON STATISTICS: Miscellaneous Tackles – (2016, 2) **Total: 2.**

POSTSEASON CAREER HIGHS: Rushes – 19, vs. New Orleans (1/14/18); **Rushing Yards** – 50, vs. New Orleans (1/14/18); **Long Rush** – 18, at Houston (1/7/17); **Rushing TDs** – 1 (2x), last vs. New Orleans (1/14/18); **Receptions** – 2 (2x), last at Philadelphia (1/21/18); **Receiving Yards** – 17, vs. New Orleans (1/14/18); **Long Reception** – 13, vs. New Orleans (1/14/18); **Receiving TDs** – 0.



MARSHALL NEWHOUSE

HEIGHT: 6-4 • WEIGHT: 330
COLLEGE: TEXAS CHRISTIAN
JOINED SAINTS: UFA-19 (CAR)
NFL EXPERIENCE: 10
BORN: 9/29/88

77
T/G

NFL CAREER - Originally selected by the Green Bay Packers in the fifth round of the 2010 NFL Draft (169th overall), Newhouse enters his first campaign with the Black and Gold after nine seasons with the Packers, Bengals, Giants, Raiders, Bills, and Panthers. Overall, he has appeared in 114 games with 72 starts, adding six postseason appearances and three starts.

CAREER TRANSACTIONS - Signed by New Orleans (UFA-Car.), 5/22/19; Acquired by the Panthers from the Bills in exchange for a future conditional draft pick, 9/25/18; Signed to a one year contract by Buffalo, 3/19/18; Released by Oakland, 3/12/18; Signed to a two-year contract by Oakland (UFA-NYG), 3/13/17; Signed to a two year contract by N.Y. Giants (UFA-Cin.), 3/11/15; Signed by Cincinnati to a one-year contract (UFA-GB), 3/21/14; Placed by Packers on Reserve/Injured (back), 12/31/10; Signed by Green Bay to a four-year contract, 6/23/10; Selected in the fifth round (169th overall) of the 2010 NFL Draft by the Green Bay Packers.

2018 - Played in three games for the Bills prior to being acquired by the Panthers, Sept. 25. After joining the Panthers via trade, Newhouse appeared in 11 games with two starts...Vs. New Orleans, Dec. 17, made his first start of the season at left tackle...Vs. Atlanta Dec. 23, started at left tackle. **2017** - Started at right tackle in 14 games for the Raiders...Part of a line that surrendered just 24 sacks on the year, tied for third fewest in the NFL...Helped paved the way for 1,554 rushing yards and an average of 4.4 yards per carry...In opener at Tennessee, Sept. 10, started and helped running game total 109 yards...Vs. N.Y. Jets, Sept. 17, started for a line that did not surrender a sack and paved the way for 180 rushing yards and 410 total yards of offense...Vs. Baltimore, Oct. 8, started and helped the running game total 100-plus yards (108) for the third time that season...Vs. L.A. Chargers, Oct. 15, helped pave the way for 109 rushing yards, the fourth 100-plus yard rushing game of the season. Part of a line that allowed just one sack...At Buffalo, Oct. 29, started and helped the offensive line post its third clean sheet of the season...At Miami, Nov. 5, started, surrendering just one sack...Vs. Denver, Nov. 26, helped the Raiders rush for 104 yards, marking the sixth time that season, and second consecutive game, the team had rushed for 100-yards or more...Vs. N.Y. Giants, Dec. 3, was part of a line that surrendered just one sack in win, paving the way for 401 total net yards, marking the third game surpassing 400-plus yards this season...Vs. Dallas, Dec. 17, started on a line that didn't allow a sack for the fourth time. Helped Raiders rush for 122 yards, their

eighth game with 100-plus yards...At Philadelphia, Dec. 25, part of a line that surrendered just one sack, marking the ninth game of the season with one or less sacks allowed. Helped the offense surpass 100-yards on the ground with 137 yards...At L.A. Chargers, Dec. 31, started and helped the offense run for 100-plus-yards for the 10th time with 105. **2016** - Played in ten regular season games with six starts for the Giants, helping the team reach the postseason for the first time since 2011...Vs. Philadelphia, Nov. 6, returned to action after missing five games with (calf)...Vs. Cincinnati, Nov. 14, played most of game at left guard after the starter was injured in the first quarter. Helped offense rush for 122 yards...Vs. Chicago, Nov. 20, started at left guard and helped team rush for 102 yards. Part of a line that didn't allow a sack...At Pittsburgh, Dec. 4, started at left guard...Vs. Dallas, Dec. 11, started at left guard...At Philadelphia, Dec. 22, played at right tackle and helped team rush for 114 yards...At Washington, 1/1/17, started at right tackle and helped the offense rush for a season-high 161 yards in the victory...Started at right tackle in the NFC Wild Card Playoff at Green Bay, 1/8/17. **2015** - Started all 14 games in which he played at right tackle in his first season with the Giants...Was a key member of an offensive line that helped the Giants finish sixth in the NFL in scoring offense (26.3 points per game) and eighth in total offense (372.3 yards per game)...Helped QB Eli Manning throw 35 TD passes and set a franchise record with 387 completions. **2014** - Appeared in 15 games with five starts (three at right tackle and two as an extra offensive lineman) in his only season with the Bengals...Also appeared in one postseason game...At New Orleans, Nov. 16, started at right tackle and was part of a line that helped the team rush for 186 yards and allowed only one sack on the day...At Cleveland, Dec. 14, started as an extra offensive lineman and helped the team rush for 244 yards, the highest total by the Bengals since 2004. **2013** - Appeared in 15 games and made two starts at right tackle, helping the Packers reach postseason...At N.Y. Giants, Nov. 17, started...Vs. Minnesota, Nov. 24, started...Played in relief at left tackle in the fourth quarter of the NFC Wild Card Playoff vs. San Francisco, 1/5/14. **2012** - Started all 16 regular season games and both playoff contests for the Packers at right tackle...One of only two Packers to play every offensive snap as the team finished fifth in the NFL in scoring (27.1 points per game). **2011** - Appeared in 16 games with 13 starts for the Packers, starting 10 at left tackle and three at right tackle...Helped the offense set franchise records for points (560), total net yards (6,482), net passing yards (4,924) and fewest giveaways (14)...Helped block for QB Aaron Rodgers, who was named the Associated Press MVP, setting an NFL single-season record for passer rating (122.5)...Vs. New Orleans, Sept. 8, made his NFL debut on special teams...At Chicago, Sept. 25, appeared in relief at right tackle, helping the team post 392 yards of offense...Vs. Denver, Oct. 2, made his first career start, opening at right tackle. Helped offense total 507 yards and Rodgers throw for 408 yards...At Atlanta, Oct. 9, started at right tackle. Switched to left tackle due to injuries. Helped Rodgers throw for 396 yards in win...Vs. St. Louis, Oct. 16, made first career start at left tackle, helping Rodgers throw for 316 yards...At Minnesota, Oct. 23, started at left tackle and helped offense total 421 yards...Vs. Chicago, Dec. 25, part of a line that didn't allow a sack...Made post-season debut in NFC Divisional Round vs. N.Y. Giants, 1/15/12. **2010** - Inactive as healthy scratch for first 14 games before sustaining a back injury in practice, Dec. 22...Placed on Reserve/Injured, Dec. 31.

COLLEGE - Played in all 52 games at TCU during his college career, starting every game but one at left tackle in his final three seasons...As a senior, was a member of a TCU team that posted the school's first undefeated regular season in 71 years as well as its first-ever BCS bowl bid, an appearance in the Fiesta Bowl vs. Boise State...Played in all 13 games with 12 starts as a senior and earned first-team All-MWC...Named a third-team All-American by Rivals.com and was an honorable mention All-American selection by SI.com...Part of a TCU offense that ranked in the top 10 nationally in scoring (38.3 ppg.), total offense (456.7 ypg.), and rushing (239.5 ypg.)...Also part of a line that helped the Horned Frogs rank sixth nationally in allowing only 12 sacks (0.92 spg.)...Started all 13 contests at left tackle as a junior for the second straight season...Earned second-team All-MWC...Helped Horned Frogs average 220.2 yards per game rushing, 11th in the country, and score 39 rushing TDs, tied for fifth in nation...Started all 13 games at left tackle as sophomore and led team in knockdown blocks and blocking grade...Earned honorable mention All-MWC...Played in all 13 games as a freshman...Earned advertising and public relations degree with a minor in art.

PERSONAL - Attended Lake Highlands (Dallas, Texas) HS...Earned first-team All-District 10-5A honors as senior...Received Offensive Line MVP as senior while also earning Most Outstanding Offensive Blocker...Two-year letterman in football, also lettered in track and field, weightlifting and wrestling...The 2006 UIL Texas state shot put champion...Competed in powerlifting and earned third-place finish in 2005 state championship...Father, John, a computer programmer, played running back at the University of Houston and was part of three Cotton Bowl teams (1977, 1979-80) and cousin, the late Robert Newhouse, played fullback for the Cowboys...Has a large interest in the tech community, starting by building PCs as youth...Visited Facebook headquarters with the Athletes Transition U business combine...Attended the Consumer Electronics Show and Afrotech, an African-American tech entrepreneurs conference...Attended SXSW in 2017 and took time to appear on a panel to talk about wearable technology.

MARSHALL NEWHOUSE

Games Played/Started: Green Bay - (2011, 16/13); (2012, 16/16); (2013, 15/2) **Cincinnati** - (2014, 15/5) **New York Giants** - (2015, 15/15); (2016, 10/6); **Oakland** - (2017, 14/14); **Buffalo** - (2018, 3/0) **Carolina** - (2018, 11/2) **NFL Totals: 114/72.**

POSTSEASON

Games Played/Started: Green Bay - (2011, 1/0); (2012, 2/2); (2013, 1/0) **Cincinnati** - (2014, 1/0); **New York Giants** - (2016, 1/1) **NFL Totals: 6/3.**



MICHAEL OLA

HEIGHT: 6-5 • WEIGHT: 312
COLLEGE: HAMPTON
JOINED SAINTS: UFA-18 (LAC)
NFL EXPERIENCE: 6
BORN: 4/19/88

70
T

NFL CAREER - Originally signed as a free agent by Miami in 2014 after playing two seasons in the Canadian Football league, this fifth-year offensive lineman has displayed the versatility to play all four guard and tackle positions on the offensive line. In 2018, the 6-foot-5, 312-pounder played in seven games for the Saints, contributing as a backup lineman and on special teams

CAREER TRANSACTIONS - Placed on Injured Reserve by Saints, 12/11/18; Re-signed by Saints, 10/18/18; Contract terminated by Saints, 9/12/18; Signed by New Orleans Saints (UFA-LAC), 5/14/18; Signed by Los Angeles Chargers to a one-year contract, 10/24/17; Waived by Buffalo Bills, 9/6/17; Placed by Bills on Injured Reserve, 9/3/17; Signed by Bills to active roster from practice squad, 12/13/16; Signed by Bills to practice squad, 10/27/16; Waived by Bills, 10/25/16; Signed by Bills to active roster from N.Y. Giants practice squad, 9/28/16; Signed by Giants to practice squad, 9/21/16; Practice squad contract terminated by Seattle Seahawks, 9/20/16; Signed by Seahawks to practice squad, 9/13/16; Waived by Detroit Lions, 9/3/16; Acquired by Lions off waivers from San Diego Chargers, 10/25/15; Waived by Chargers, 10/19/15; Signed by Chargers to active roster from practice squad, 10/17/15; Signed by Chargers to practice squad, 10/7/15; Waived by Chargers, 10/5/17; Signed by Chargers to active roster from practice squad, 10/3/15; Signed by Chargers to practice squad, 9/7/15; Waived by Chicago Bears, 9/5/15; Acquired off waivers by Bears from Miami Dolphins, 5/28/14; Waived by Dolphins, 5/25/14; Signed by Dolphins, 1/15/14.

2018 - Played in seven games for the Saints, contributing as a backup lineman, jumbo TE and on special teams...Started at TE in a jumbo package on Thanksgiving night vs. Atlanta, Nov. 22. **2017** - Played in two games for the Chargers...Appeared on seven offensive plays at LT and one on special teams at Jacksonville, Nov. 12...Played on eight offensive snaps vs. Buffalo, Nov. 19. **2016** - Played in six games as a reserve OL and on special teams for Buffalo. **2015** - Appeared in ten games, one for San Diego and the last nine for Detroit, opening the final seven contests at right tackle...Made first start of season at Oakland, Nov. 22...Made second consecutive start vs. Philadelphia, Nov. 26, and blocked for an offense that gained 150 yards rushing...Started at New Orleans, Dec. 21, blocking for an offense that gained 388 total net yards...Started vs. San Francisco, Dec. 27, blocking for an offense that gained 371 total net yards of offense, allowing Matthew Stafford to post a 118.6 rating...Started finale at Chicago, 1/3/16, and was part of an offensive line that allowed Stafford to post a 119.4 rating. **2014** - Played in 13 games with 12 starts for Chicago, opening seven contests at LG, two at LT and three at RT. **2012-13** - Played briefly for the Jacksonville Sharks of the

VETERANS


Arena Football League in 2012 and then spent two seasons with the Montreal Alouettes of the Canadian Football League. **2011** - Went to training camp with the United Football League's Virginia Destroyers.

COLLEGE - Four-year letterman at Hampton from 2007-10, as a three-year starter after moving from the defensive line to the offensive line as freshman... Graduated with a degree in psychology.

PERSONAL - Prepped at Riverdale (Ga.) HS, where he led the Raiders to a 21-11 record and two playoff appearances in his final three seasons... Born April 19, 1988 in Riverdale, Ga.

MICHAEL OLA

Games Played/Started: Chicago - (2014, 13/12) San Diego - (2015, 1/0) Detroit - (2015, 9/7) Buffalo - (2016, 6/0) Los Angeles Chargers - (2017, 2/0) New Orleans - (2018, 7/1) **NFL Totals: 38/20; Saints Totals: 7/1.**



DAVID ONYEMATA

HEIGHT: 6-4 • WEIGHT: 300
COLLEGE: MANITOBA
JOINED SAINTS: D4-16
NFL EXPERIENCE: 4
BORN: 11/13/92

93
DT

NFL CAREER - Possessing a unique combination of size and speed and the ability to play several positions on the defensive line, this Lagos, Nigeria native earned a spot on New Orleans' defensive line rotation in his rookie campaign after enjoying a productive college career north of the border at the University of Manitoba, as the first member of the Bisons program to be drafted. Onyemata showed significant improvement in 2018, appearing in all 16 games with four starts posting 36 tackles (23 solo), adding a career-high 4.5 sacks, one forced fumble and one pass defended. In 2019, he looks to flourish with the formidable Saints defensive front that ranked second in the NFL in run defense.

CAREER TRANSACTIONS - Signed to a four-year contract, 5/18/16; Selected by the Saints in the fourth round (120th overall) of the 2016 NFL Draft.

2018 - Played in all 16 games with four starts in 2018, Onyemata posted 36 tackles, in helping with a run defense that ranked second in the National Football League, while adding a career-high 4.5 sacks, a forced fumble and a pass defended. Appeared in both postseason contests making one start, tallying four tackles (two solo). At Dallas, Nov. 29, played on defense and special teams. And tallied a career-high three sacks, as part of a career-high seven-tackle effort (four

solo) with one forced fumble...At Carolina, Dec. 17, played on defense and special teams, recording two solo tackles and one sack...Vs. Carolina, Dec. 30, played on defense and special teams and tallied two tackles (one solo) and a split sack.

2017 - Played in all 16 regular-season games with starts in the last six contests and tallied 40 tackles, two sacks and one pass defended. In two postseason contests, posted three tackles...Recorded his first career sack in the win over Miami at London's Wembley Stadium, Oct. 1. Was part of a defensive line that held the Dolphins to 86 yards rushing in a 20-0 shutout...Recorded four assisted tackles and a split sack vs. Tampa Bay, Nov. 5...Starting with contest at Los Angeles Rams, Nov. 26, where he had two assisted tackles, opened last six games following season-ending injury to DE Alex Okafor...Recorded two tackles in the Divisional Round at Minnesota, 1/14/18. **2016** - Appeared in 16 games in his rookie season, totaling 32 tackles, 15 of which were solo stops...Saw action on defense and on special teams in the team's season opener vs. Oakland, Sept. 11, recording two tackles (one solo)...Saw action on defense vs. Carolina, Oct. 16 and recorded a career-high five tackles...Played on defense vs. L.A. Rams, Nov. 27, posting three tackles (one solo)...Played on defense vs. Detroit, Dec. 4 and recorded four tackles (one solo).

COLLEGE - Over 37 career games at the University of Manitoba, he posted 166 tackles, 9.5 sacks, two passes defended, one forced fumble and one fumble recovery, becoming the first member of the Bisons program to be drafted...As a senior, was named a Canada West all-star for the second straight campaign, an all-Canadian for the first time and claimed the J.P. Metras Trophy as the top down lineman in CIS football. Second in the conference and ninth in the country with five sacks in eight league games and also ranked second in Canada West in tackles for a loss (7.5) and 12th in overall tackles (38.5). Overall in nine contests, all which he started at nose tackle, made 50 stops, five sacks, one pass defended, a forced fumble and a fumble recovery...Selected to play in East West Shrine game...Started all eight conference games as junior and made 3.5 tackles for losses while registering 1.5 sacks, as part of 28 total tackles...Played in 11 games with 10 starts at nose tackle and posted 52 tackles and 2.5 sacks...As a sophomore, tallied 53 tackles, six tackles for loss, 1.5 sacks and a pass defended, starting all 11 games he played in at nose tackle...In his first season of organized football, played in seven games and recorded 11 tackles, four tackles for loss and one split sack...Graduated with a degree in Environmental Science.

PERSONAL - Last name is pronounced "un-ye-mat-tah"...Attended the Chrisland Schools in Lagos, Nigeria...Did not play football until entering college, but played soccer as a youth...Played in Saints Hall of Fame golf tournaments in both New Orleans and Biloxi, Miss. in 2018...Participated in a football camp at the Ochsner Sports Performance Center for youth from St. Michael's Special School in the 2019 offseason...Born Ebuka Onyemata on Nov. 13, 1992.

DAVID ONYEMATA

Year	Team	GP	GS	Tot	TACKLES			Yds	INTERCEPTIONS					FUMBLES		
					Solo	Asst	Sk		No	Yds	Lg	TD	PD	FF	FR	Yds
2016	New Orleans	16	0	32	15	17	0.0	0.0	0	0	0	0	0	0	0	0
2017	New Orleans	16	6	40	20	20	2.0	10.0	0	0	0	0	1	0	0	0
2018	New Orleans	16	4	36	23	13	4.5	35.5	0	0	0	0	1	1	0	0
NFL totals		48	10	108	58	50	6.5	45.5	0	0	0	0	2	1	0	0

CAREER HIGHS: **Tackles** – 7, at Dallas (11/29/18); **Solo Tackles** – 4 (2x), at Atlanta (1/1/17) and at Dallas (11/29/18); **Sacks** – 3.0, at Dallas (11/29/18); **Passes Defensed** – 1 (2x), at Buffalo (11/12/17) and at Tampa Bay (12/9/18); **Forced Fumbles** – 1, at Dallas (11/29/18).

POSTSEASON

Year	Team	GP	GS	Tot	TACKLES			Yds	INTERCEPTIONS					FUMBLES		
					Solo	Asst	Sk		No	Yds	Lg	TD	PD	FF	FR	Yds
2017	New Orleans	2	0	3	1	2	0.0	0.0	0	0	0	0	0	0	0	0
2018	New Orleans	2	1	4	2	2	0.0	0.0	0	0	0	0	0	0	0	0
NFL totals		4	1	7	3	4	0.0	0.0	0	0	0	0	0	0	0	0

POSTSEASON CAREER HIGHS: **Tackles** – 3, vs. Philadelphia (1/13/19); **Solo Tackles** – 2, vs. Philadelphia (1/13/19).



ANDRUS PEAT

HEIGHT: 6-7 • **WEIGHT:** 316
COLLEGE: STANFORD
JOINED SAINTS: D1-15
NFL EXPERIENCE: 5
BORN: 11/4/93

75
G/T

NFL CAREER – This fifth-year pro has played in 55 career regular season contests with 50 starts at four (left guard, left tackle, right guard, right tackle) of five positions on the offensive line in his first four seasons. During the 2018 season, Peat settled in at left guard, but continued to display his versatility by filling in where needed at other positions on the offensive line. He started all 13 regular season games he played in and both postseason contests, with one at left tackle and 14 at left guard. He was named to his first Pro Bowl. In 2019, Peat continues to be a flexible resource for the Saints offensive line.

HONORS – **2018:** Pro Bowl; Ford Tough/NFL.com Offensive Line of the week (Week 10).

CAREER TRANSACTIONS – Fifth-year option exercised, 4/12/18; Placed on Injured Reserve, 1/10/18; Agreed to terms on a four-year contract, 5/21/15; Selected by Saints in first round (13th overall) of the 2015 NFL Draft, 4/30/15.

2018 – Started 13 regular season games and both postseason contests, seeing action at both left guard and left tackle and was named to his first career Pro Bowl

for the NFL's third ranked scoring offense. The line gave up only 20 sacks in 2018, the second fewest in the league...At N.Y. Giants, Sept. 30, started at LG as part of an offensive line that blocked for Alvin Kamara rushing for a career-high 139 yards and career-best three rushing touchdowns...Vs. L.A. Rams, Nov. 4, started at LG, blocking for an offense that did not surrender a sack for the second consecutive week and gained 487 total net yards...At Cincinnati, Nov. 11, started at LG for an offense that did not surrender a sack for the third consecutive week and gained over 500 total yards...Vs. Philadelphia, Nov. 18, started at LG for an offensive line that did not surrender a sack for the fourth consecutive week and gained over 500 total yards...At Carolina, Dec. 17, started at LG and moved over to LT in the fourth quarter...Vs. Pittsburgh, Dec. 23, started at LG and moved over to RT and LT in second and third quarters...In the NFC Divisional playoff game vs. Philadelphia, 1/13/19, started at LG, paving the way for a rushing attack that gained 137 yards. **2017** - Played in 15 games with 14 starts, four at LT in place of Terron Armstead and ten at LG...At Minnesota, Sept. 11, started at LG...Vs. Chicago, Oct. 29, started at LG...Vs. Tampa Bay, Nov. 5, started at LG and played at LT...At Buffalo, Nov. 12, started at LG, helping block for the Saints to rush for 298 yards, the third-highest total in club history led by both Mark Ingram II and Kamara surpassing 100 yards apiece and a club-record six touchdowns and 20 first downs on the ground...At L.A. Rams, Nov. 26, started at LG and also played at LT...Vs. N.Y. Jets, Dec. 17, Peat played on offense and special teams in a limited role while still recovering from a groin injury that sidelined him in previous contest at Atlanta, Dec. 7...Vs. Atlanta, Dec. 24, started at LG and moved to LT for Armstead who left the game in the second quarter (thigh)...Started NFC Wild Card Playoff game vs. Carolina, 1/7/18 at LT, before departing in the second quarter with season-ending shin injury. **2016** - Played in 15 games, starting eight at LG and seven at LT due to injuries to Armstead...Opened the first two games at LG, before moving to LT for next the four contests...Returned to LG for contests vs. Seattle, Oct. 30 and at San Francisco, Nov. 6, both of which featured 100-yard rushers...Started at LT vs. Denver, Nov. 13 and moved back inside to LG at Carolina, Nov. 17, where he'd settle in for four more contests before moving back to LT for final three contests after Armstead was placed on Injured Reserve. **2015** - Appeared in 12 games as rookie, including eight starts at several different positions along the line, showing a versatility that proved useful...Appeared in first NFL game in the 2016 opener at Arizona, Sept. 13 as an extra blocker and on special teams...Made first career start as an extra tackle in heavy package vs. Tampa Bay, Sept. 20...Played at LT and on special teams vs. Dallas, Oct. 4...Made first career start at LT at Philadelphia, Oct. 11...Started at LT but left game in first series after suffering knee injury vs. Atlanta, Oct. 15...Inactive at Indianapolis, Oct. 25, and vs. N.Y. Giants, Nov. 1 (knee)...Saw action primarily on special teams and at LT in fourth quarter at Washington, Nov. 15...Made his first career start at LG at Houston, Nov. 29...Started at LG vs. Carolina, Dec. 6, and blocked for an offense that gained 334 total net yards...Started at LG and saw first action of season at RT vs. Detroit, Dec. 21...Made first career start at RT in place of an injured Zach Strief vs. Jacksonville, Dec. 27, and blocked for an offense that gained 537 total net yards and surrendered only one sack...Declared inactive for the team's season finale at Atlanta, 1/3/16, with a concussion.

COLLEGE - Played at Stanford from 2012-14, playing in 40 career contests with 27 starts at left tackle...As a junior, started all 13 games, anchoring the left

VETERANS

side of an offensive line ranked 18th nationally in fewest tackles for loss allowed (4.62/game) and 42nd in fewest sacks allowed (1.77/game). Named a first-team All-American by ESPN.com, *The Sporting News* and SI.com, second-team All-American by the *Associated Press*, Walter Camp and CBS Sports, an All-Pac-12 first-team selection and an Outland Trophy semifinalist. Was one of two Morris Trophy winners, given annually to the most outstanding offensive and defensive linemen in the Pac-12 Conference...As a sophomore, started all 14 games, anchoring the left side of one of the nation's top offensive lines, as the Cardinal ranked 22nd in the nation in rushing (207.4 yards/game), 11th in fewest sacks allowed (1.14/game) and fewest tackles for loss allowed (4.14/game). Was a SI.com All-American honorable mention selection and *Athlon Sports* All-Pac-12 first-team selection...As a freshman, played in all 13 games and rotated throughout the season at left tackle...Psychology major.

PERSONAL – Prepped at Corona del Sol (Tempe, Ariz.) HS, where he was a *USA Today*, *Parade*, SuperPrep and PrepStar All-American...Named nation's top recruit by *The Sporting News*...Selected to play in Under Armour All-American and U.S. Army All-American All-Star games...Also lettered in basketball and led school to Division 1 State Championship as a senior...Father Todd, played six seasons for the St. Louis/Phoenix Cardinals (1987-89) and L.A. Raiders (1990, 1992-1993)...Older brother, Todd, played football at Nebraska...Born Andrus Jamerson Peat on Nov. 4, 1993 in Mesa, Ariz.

ANDRUS PEAT

Games Played/Started: New Orleans – (2015, 12/8); (2016, 15/15); (2017, 15/14); (2018, 13/13) **Totals: 55/50**

POSTSEASON

Games Played/Started: New Orleans – (2017, 1/1); (2018, 2/2) **Totals: 3/3**



RYAN RAMCZYK

HEIGHT: 6-6 • WEIGHT: 314
COLLEGE: WISCONSIN
JOINED SAINTS: D1B-17
NFL EXPERIENCE: 3
BORN: 4/22/94

71
T

NFL CAREER – A first round draft pick in 2017, this third-year pro started all 15 games he appeared in and both postseason contests for the NFL's third ranked scoring offense in 2018. After opening all 16 games and both postseason contests in 2017 and being selected as a PFWA All-Rookie, he was an AP All-Pro at right tackle in 2018.

CAREER TRANSACTIONS – Signed to a four-year contract, 6/21/17; Selected by New Orleans in the first round (32nd overall) of the 2017 NFL Draft.

HONORS – **2018:** *Associated Press* and *Pro Football Focus* second-team All-Pro; *Ford Tough/NFL.com* Offensive Line of the week (Week 10); **2017:** *PFWA* All-Rookie.

2018 – Started the first 15 regular season games and both postseason contests at right tackle...At N.Y. Giants, Sept. 30, part of a line that blocked for RB Alvin Kamara rushing for a career-high 139 yards and career-best three rushing touchdowns...Vs. L.A. Rams, Nov. 4, blocked for an offense that didn't surrender a sack for the second consecutive week and gained 487 total net yards...At Cincinnati, Nov. 11, blocked for an offense that did not surrender a sack for the third consecutive week and gained over 500 total yards...vs. Philadelphia, Nov. 18, blocked for a line that did not surrender a sack for the fourth consecutive week and gained over 500 total yards...In the NFC Divisional Playoff vs. Philadelphia, 1/13/19, paved the way for the Saints rushing attack that recorded 137 yards on the ground. **2017** – Started all 16 regular season games and both postseason contests...Started at left tackle in his NFL debut in season opener at Minnesota, Sept. 11...Started at right tackle vs. New England, Sept. 17 and at Carolina, Sept. 24...Started at left tackle before moving to right tackle in second half following season-ending knee injury to Zach Strief vs. Miami at London's Wembley Stadium, Oct. 1, the position where he would man for the remainder of the season...Blocked for back-to-back 100-yard rushing games from RB Mark Ingram II vs. Detroit, Oct. 15 and at Green Bay, Oct. 22....Part of an offense that blocked for QB Drew Brees passing for 299 yards vs. Chicago, Oct. 29...Opened up running lanes for 151 yards on the ground vs. Tampa Bay, Nov. 5...Part of a line that blocked for 131 yards rushing and did not allow Brees to be sacked vs. New York Jets, Dec. 17.

COLLEGE – Played only one season at Wisconsin after transferring from Wisconsin-Stevens Point in 2015, where he played his first two seasons...Started all 14 games at left tackle in 2016 in Madison on the way to consensus first-team All-American and All-Big Ten honors...Anchored an offensive line that helped the Badgers rush for 203.1 yards per game...Ranked as season's top run blocker among FBS tackles by *Pro Football Focus*...Allowed just one sack and eight pressures, per PFF...First-team All-Wisconsin Intercollegiate Athletic Conference and a third-team All-Region selection as a sophomore in 2014, where as a starter at left tackle, helped UWSP rank third in league in scoring offense and total offense...As a freshman in 2013, was a second-team All-WIAC selection, when he played in nine games with eight starts at left tackle and was named team's offensive freshman of the year...Initially enrolled at Division II Winona State in 2012, but did not compete...Took classes at Mid-State Technical College after leaving Winona State, before enrolling at UW-Stevens Point...Sociology major.

PERSONAL – Attended Stevens Point (Wis.) Area HS, where as a senior, he was named first-team All-State by the Wisconsin Football Coaches Association, AP honorable mention All-State, first-team All-Region, first-team All-Wisconsin Valley Conference, team MVP and Offensive Player of the Year...Played in 2012 WFLA All-Star Game...Volunteered with Operation Bootstrap in college...Enjoys hunting, fishing and watching hockey, pulling for the San Jose Sharks...Ryan Mack Ramczyk was born April 22, 1994 in Stevens Point, Wisc.

RYAN RAMCZYK

Games Played/Started: New Orleans – (2017, 16/16); (2018, 15/15) **Totals: 31/31**

POSTSEASON

Games Played/Started: New Orleans – (2017, 2/2); (2018, 2/2) **Totals: 4/4**



SHELDON RANKINS

HEIGHT: 6-2 • WEIGHT: 305

COLLEGE: LOUISVILLE

JOINED SAINTS: D1-16

NFL EXPERIENCE: 4

BORN: 4/2/94

98

DT

NFL CAREER - The third defensive lineman selected in the 2016 NFL Draft, Sheldon Rankins started all 16 games in 2018 posting career-highs in tackles and sacks with 40 stops (26 solo), eight takedowns for loss of 61 yards, one pass defended and one forced fumble. Rankins' ability to rush the passer from the inside as well as take on double teams proved beneficial in 2018 helping the defense post 49 sacks, tied for fifth in the league, and finish ranked second against the run.

CAREER TRANSACTIONS - Placed on Injured Reserve, 1/16/19; Activated from Injured Reserve, 11/5/16; Placed on Injured Reserve, 9/5/16; Signed to a four-year contract, 5/9/16; Selected by the Saints in the first round (12th overall) of the 2016 NFL Draft.

HONORS - **2018:** Jim Finks Media Appreciation Award; **2017:** Jim Finks Media Appreciation Award.

2018 - Started all 16 regular season games and one postseason contest for the league's second-ranked rush defense...Vs. Tampa Bay, Sept. 9, recorded three tackles (one solo)...Vs. Cleveland, Sept. 16, recorded six tackles (two solo) to tie career-high and added a sack for loss of one yard...At Atlanta, Sept. 23, finished with three solo tackles...Vs. Washington, Oct. 8, finished with two solo tackles and a sack for 12-yard loss...At Minnesota, Oct. 28, recorded three solo tackles and a career high two sacks for 12-yard loss...Vs. L.A. Rams, Nov 4, recorded a solo tackle, as part of a run-stopping unit that help an opposing offense to under 100 yards rushing for the seventh consecutive game...At Cincinnati, Nov. 11, finished with two tackles and one sack for seven-yard loss...Vs. Philadelphia, Nov. 18, finished with a solo tackle and a sack for 10-yard loss...Vs. Atlanta, Nov. 22, recorded two solo tackles and a sack for seven-yard loss...At Dallas, Nov. 29, recorded four tackles (two solo)...At Tampa Bay, Dec. 9, finished with three tackles (one solo), a

sack for 14-yard loss, and a pass defended...At Carolina, Dec. 17, tallied three tackles (two solo)...Vs. Pittsburgh, Dec. 23, finished with three tackles and a crucial forced fumble late in the fourth quarter in Saints territory...vs. Carolina, Dec. 30, recorded one assisted tackle...In the NFC Divisional Playoff vs. Philadelphia, 1/13/19, left with a season-ending leg injury in the first quarter. **2017** - Started all 16 regular season games, posting 26 tackles (16 solo), two sacks for loss of 13 yards, one interception, one pass defended and one forced fumble. Opened both postseason contests and had ten tackles (seven solo) and a sack...Helped a scoring defense that went from 31st in the National Football League, allowing 28.4 ppg. in 2016, to surrendering only 20.4 ppg. in 2017, tenth in league...At Green Bay, Oct. 22, had three tackles (two solo) and one forced fumble...At Buffalo, Nov. 12, had two solo tackles, a 27-yard interception return, one pass defended and a sack for five-yard loss...At L.A. Rams, Nov. 26, started at DE and had one solo tackle...Started at DT and posted two solo tackles vs. Carolina, Dec. 3...At Atlanta, Dec. 7, had four tackles (two solo)...Vs. Atlanta, Dec. 24, started at RDE and finished with four tackles (two solo) and one sack for an eight-yard loss...Started at RDE to close out the regular season and had one solo tackle, at Tampa Bay, Dec. 31...In the NFC Wild Card Playoff win, vs. Carolina, 1/7/18, started at DT in his postseason debut and posted five tackles (four solo)...Started at LDT and posted five tackles (three solo) and one sack for ten-yard loss in the NFC Divisional Playoff loss at Minnesota, 1/14/18. **2016** - After missing the first eight weeks of the season (fibula), activated from Injured Reserve, Nov. 5...Appearing in nine games, recorded totals of 26 tackles (17 solo), four sacks for a loss of 32 yards and one forced fumble...Made his NFL debut in win at San Francisco, Nov. 6, posting two tackles (one solo)...Vs. Denver, Nov. 13, recorded three solo tackles, including his first career sack, when he dropped Trevor Siemian...Recorded a career-high six tackles (four solo) at Carolina, Nov. 17...Vs. L.A. Rams, Nov. 27, recorded four tackles (two solo), one sack and one forced fumble...Recorded three tackles (two solo), including a sack for a loss of three yards vs. Detroit, Dec. 4...At Tampa Bay, Dec. 11, recorded two tackles (one solo)...Recorded two solo tackles (one solo) at Arizona, Dec. 18...Vs. Tampa Bay, Dec. 24, played on defense and recorded four tackles (three solo), including a sack for ten-yard loss.

COLLEGE - Played in 46 total games along the defensive line at Louisville, producing 133 tackles (72 solo), 31.5 tackles for loss and 18 sacks during his collegiate career...A two-time All-Atlantic Coast Conference selection, racked up a career-high 58 tackles, 13 tackles for loss, six sacks, a pass defended and a fumble recovery returned 46 yards for a touchdown as senior in 2015 and received second-team All-Conference honors...As junior in 2014, was a third-team All-ACC selection by both the conference's coaches and media. Started all 13 contests and recorded 53 tackles (31 solo) and set career-highs with a club-best eight sacks and 13.5 stops for a loss and also added two interceptions, one pass defended, one forced fumble and one fumble recovery...As sophomore in 2013, played in ten contests and also started the Russell Athletic Bowl win vs. Miami (Fla.). Finished with 15 tackles (11 solo), four stops for loss, including three sacks and a forced fumble...As freshman in 2012, appeared in ten games with two starts, making seven tackles, one stop for loss and one sack. Had a sack for a loss of 11 yards in Sugar Bowl win over Florida...Graduated with a degree in exercise science and kinesiology.

VETERANS

PERSONAL – Three-star recruit by Rivals.com and Scout.com at Eastside (Covington, Ga.) HS...Recorded 50 tackles, 17 tackles for loss and nine sacks as a senior in 2011...Two-time second-team All-State honoree...Had high school jersey retired...Played basketball and participated in shotput...Born April 2, 1994.

SHELDON RANKINS

Year	Team	GP	GS	Tot	TACKLES				Yds	INTERCEPTIONS					FUMBLES		
					Solo	Asst	Sk			No	Yds	Lg	TD	PD	FF	FR	Yds
2016	New Orleans	9	0	26	17	9	4.0		32.0	0	0	0	0	0	1	0	0
2017	New Orleans	16	16	26	16	10	2.0		13.0	1	27	27	0	1	1	0	0
2018	New Orleans	16	16	40	26	14	8.0		61.0	0	0	0	0	1	1	0	0
NFL totals		41	32	92	59	33	14.0		106.0	1	27	27	0	2	3	0	0

CAREER HIGHS: **Tackles** – 6 (2x), at Carolina (11/17/16) and vs. Cleveland (9/16/18); **Solo Tackles** – 4 (2x), last vs. Tampa Bay (12/24/16); **Sacks** – 2.0, at Minnesota (10/28/18); **Forced Fumbles** – 1 (3x), vs. Los Angeles Rams (11/27/16), at Green Bay (10/22/17) and vs. Pittsburgh (12/23/18); **Interceptions** – 1, at Buffalo (11/12/17); **Passes Defensed** – 1 (3x), last at Tampa Bay (12/9/18).

POSTSEASON

Year	Team	GP	GS	Tot	TACKLES				Yds	INTERCEPTIONS					FUMBLES		
					Solo	Asst	Sk			No	Yds	Lg	TD	PD	FF	FR	Yds
2017	New Orleans	2	2	10	7	3	1.0		10.0	0	0	0	0	0	0	0	0
2018	New Orleans	1	1	0	0	0	0.0		0.0	0	0	0	0	0	0	0	0
NFL totals		3	3	10	7	3	1.0		10.0	0	0	0	0	0	0	0	0

POSTSEASON CAREER HIGHS: **Tackles** – 5 (2x), last at Minnesota (1/14/18); **Solo Tackles** – 4, vs. Carolina (1/7/18); **Sacks** – 1, at Minnesota (1/14/18).



CRAIG ROBERTSON

HEIGHT: 6-1 • **WEIGHT:** 234
COLLEGE: NORTH TEXAS
JOINED SAINTS: UFA-16 (CLE)
NFL EXPERIENCE: 8
BORN: 2/11/88

52
LB

NFL CAREER – In seven NFL seasons, the North Texas product has always been willing to do anything to help his team win. After starting his career as an undrafted player with Cleveland, Robertson has evolved into a key contributor for New Orleans since signing with the Saints as an unrestricted free agent in 2016. In 2018, he was voted by his teammates as a captain for the second consecutive year and played in all 16 regular season games and both postseason contests posting 10 tackles (eight solo), one sack, four special teams stops and one coverage fumble recovery. In his career, he has tallied 532 tackles (359 solo), eight sacks, nine interceptions, 26 passes defensed, three forced fumbles, eight fumble recoveries, one recovered for a touchdown and 42 special teams stops and two coverage fumble recovery over 105 games with 64 starts.

CAREER TRANSACTIONS - Agreed to terms on a two-year contract extension with the Saints, 3/11/19; Signed a three-year contract with the New Orleans Saints (UFA-Cle.), 3/25/16; Re-signed by the Browns (ERFA), 4/7/14; Re-signed by the Browns to a reserve/future contract, 1/2/12; Signed by the Cleveland Browns to the practice squad, 12/19/11.

HONORS - **2014:** Cleveland Browns Man of the Year (club nominee for NFL Walter Payton Man of the Year Award).

2018 - Named one of six team captains. Played in all 16 regular season games and both postseason contests recording ten tackles (eight solo), one sack, four special teams stops and one recovery of a blocked punt...At Atlanta, Sept. 23, played on special teams, recording a tackle and a second half recovery of a blocked punt by DE Alex Okafor...At N.Y. Giants, Sept. 30, played on defense and on special teams and recorded a solo tackle...Vs. Washington, Oct. 8, played on defense and special teams, recording an assisted tackle and a coverage stop...Vs. L.A. Rams, Nov. 4, posted a solo defensive tackle and an assisted special teams stop. Made a key stop on fourth down fake field goal attempt to keep the Rams short of first down...At Cincinnati, Nov. 11, played on defense and special teams and finished with one solo tackle and a coverage stop...Vs. Philadelphia, Nov. 18, played on defense and special teams, finishing with two solo tackles and a sack...Vs. Atlanta, Nov. 22, played in 100th career game...Vs. Pittsburgh, Dec. 23, played on defense and special teams, recording one solo tackle to stop a fake punt attempt short of the first down marker...Vs. Carolina, Dec. 30, played on defense and special teams and recorded three tackles (two solo). **2017** - Played in all 16 regular season games with 12 starts and posted 77 tackles (50 solo), two sacks, two interceptions, a career-high six passes defended, one forced fumble, a fumble recovery, three special teams stops and a coverage fumble recovery. Started both postseason contests and made 14 tackles (six solo). At Minnesota, Sept. 11, played on defense and special teams and recorded one solo tackle and two special teams stops...Made his first start of the season vs. Detroit, Oct. 15 and led the team with 11 tackles (four solo) and had a sack, a pass defended, a forced fumble and a fumble recovery...Tied for team lead with six tackles (five solo), at Green Bay, Oct. 22 as the Black and Gold surrendered only 260 total net yards of offense, including only 79 through the air...Recorded five tackles (four solo), including two for loss vs. Chicago, Oct. 29, as the Saints gave up only 150 total net passing yards...At L.A. Rams, Nov. 26, posted seven tackles (six solo) and a sack...Vs. Carolina, Dec. 3, Posted three tackles (two solo), one pass defended and one coverage fumble recovery...Posted eight tackles at Atlanta, Dec. 7...Posted seven tackles (three solo), a 20-yard interception return and one pass defended vs. N.Y. Jets, Dec. 17...Posted a team-high ten tackles (seven solo) on Christmas Eve vs. Atlanta, Dec. 24...Finished the regular season with four solo tackles, one interception and a career-high three passes defended in finale at Tampa Bay, Dec. 31...In his NFL postseason debut in NFC Wild Card Playoff vs. Carolina, 1/7/18, posted five tackles (one solo)...In NFC Divisional Playoff game at Minnesota, 1/14/18, posted nine tackles (five solo). **2016** - In his first season with the Black and Gold, he posted a team-high and career-high 131 tackles, one sack, one interception, five passes defended, two fumble recoveries and three special teams stops...

Made his first start as a Saint in the team's opener vs. Oakland, Sept. 11, opening up at WLB and recording a team-high 14 tackles (12 solo), including a tackle for loss. Tied career-high for total tackles and solo stops and added one pass defended...Started at WLB at N.Y. Giants, Sept. 18 and led team for the second consecutive week in tackles with 12 stops (nine solo)...Started at WLB vs. Atlanta, Sept. 26 and led team for the third consecutive week in tackles with 11 stops (five solo)...Started at WLB and played on special teams vs. Carolina, Oct. 16, tying for team lead with ten tackles (team-high seven solo) and adding one pass defended, one fumble recovery and one coverage stop...Started at MLB and saw action on special teams vs. Seattle, Oct. 30 and recorded eight tackles (six solo) and a coverage stop...Started at MLB and also saw action on special teams at San Francisco, Nov. 6 and recorded nine tackles (seven solo), his first interception as a Saint, two passes defended to tie a career-high and one coverage stop...Started at MLB and also saw action on special teams vs. Denver, Nov. 13, recording nine tackles (four solo), including his first sack as a Saint...Started at MLB and also saw action on special teams at Carolina, Nov. 17 and recorded a team-high 10 tackles (nine solo)...Inactive at Tampa Bay, Dec. 11, (shoulder)...Started at Arizona, Dec. 18 and recorded four tackles (two solo) and a fumble recovery...Started and recorded team-high ten tackles (nine solo) in finale at Atlanta, 1/1/17. **2015** - Played in 12 games in his final season in Cleveland with nine starts at WLB and totaled 50 tackles (30 solo), an interception, five passes defended, one forced fumble and one fumble recovery. Added nine special teams stops...Registered four tackles (one solo), one pass defended and two special teams stops in opener at N.Y. Jets, Sept. 13...Posted eight tackles (five solo), a pass defended and one forced fumble in the team's home opening victory vs. Tennessee, Sept. 20. In first quarter, jarred ball loose from Titans RB Terrance West that was recovered by CB Joe Haden and set up the Browns' second TD...Started vs. Oakland, Sept. 27 and amassed three tackles (two solo) and one special teams stop. Sustained ankle injury in third quarter and did not return...Inactive for the next four weeks with an ankle injury...Returned from a four-week absence to start vs. Arizona, Nov. 1 and recorded five tackles (two solo) and two special teams stops...Made the start and a posted team-high seven tackles (five solo) and one special teams stop vs. Cincinnati, Dec. 6...In season finale vs. Pittsburgh, 1/3/16, notched three solo tackles, an interception and a fumble recovery. Picked off QB Ben Roethlisberger in the third quarter and returned it a career-long 38 yards. **2014** - Saw action in all 16 games with 11 starts and finished third on team with career-high 92 tackles (52 solo). Added four passes defended, two interceptions, one fumble recovery returned for a touchdown and ten special teams stops...Notched four tackles (one solo) vs. Tampa Bay, Nov. 2. Deflected a fourth-quarter punt that ultimately netted only one yard, placing Cleveland on Buccaneers 35-yard line to set up game-winning TD drive...Registered three tackles (one solo) and an interception in primetime win at Cincinnati, Nov. 6...Totalled season-high 12 tackles (ten solo), one pass defended and one fumble recovery for a TD vs. Indianapolis, Dec. 7. In the first quarter, recovered a fumble caused by LB Paul Kruger on a sack in the end zone, his first career TD...Posted game-high ten tackles, an interception and a pass defended vs. Cincinnati, Dec. 14. **2013** - Started 14 games at ILB, tallying 89 tackles, a career-high three sacks, five tackles for loss, an interception, three passes defended, a forced fumble and a fumble recovery...Forced a fumble of

Ravens RB Ray Rice, his first career forced fumble at Baltimore, Sept. 15...Posted six tackles (four solo) at Minnesota, Sept. 22. Deflected a QB Christian Ponder pass to cause S T.J. Ward's interception, while he recovered a loose ball on LB Jabaal Sheard's sack-fumble...Recorded six tackles (five solo) and his first sack of season and second of his career vs. Buffalo, Oct. 3...Posted a team-high ten solo tackles and a sack at Kansas City, Oct. 27...Intercepted Roethlisberger, returning it 12 yards at Pittsburgh, Dec. 29. **2012** - Played in all 16 games with three starts and posted 83 tackles (56 solo), two interceptions, one sack for a ten-yard loss, two fumble recoveries, three passes defended and ten special teams stops. Part of kickoff unit that ranked second in NFL, having allowed only a 19.8-yard average on 43 returns...Picked off QB Michael Vick in NFL debut in the season opener vs. Philadelphia, Sept. 9. Along with the interception by fellow rookie L.J. Fort, they became the only Browns linebackers to record a pick in their NFL debuts since 1970...Intercepted QB Joe Flacco pass in end zone at Baltimore, Sept. 27...Dropped Cowboys QB Tony Romo for first career sack at Dallas, Nov. 18...Recorded a fumble recovery vs. Pittsburgh, Nov. 25...Tallied career-high 14 tackles at Denver, Dec. 23. **2011** - Spent last two weeks on the Browns' practice squad.

COLLEGE - Four-year letterman at North Texas (2007-10), appearing in 48 games and totaling 382 career tackles, 3.5 sacks and nine interceptions...In 2010, recorded 133 tackles (71 solo), two sacks, an interception, a forced fumble and a fumble recovery in 12 games...In 2009, played in 12 games and led team with 107 tackles (67 solo). Named honorable mention All-Conference. Added three tackles for loss, 1.5 sacks, an interception, a forced fumble and a fumble recovery...In 2008, opened all 12 games and finished second on team with 94 tackles and two interceptions...As freshman, won the 2007 Byron Gross Award for team's most outstanding linebacker, after tallying 48 tackles and five interceptions...Received a bachelor's degree, as well as a master's degree in programming.

PERSONAL - Prepped at Stafford (Texas) HS...Played QB, RB, WR and DB, while also handling kicking and punting duties...Earned 11 letters in four sports, including first-team All-District nods in basketball, baseball and football...In 2012, established the Craig Robertson Foundation, which supports YMCA programs...Named the Browns 2014 Man of the Year, making him the club nominee for the NFL Walter Payton Man of the Year...Participated in various Browns community events, including school, hospital and military visits, Play 60 clinics and Shop with Pro programs, while also volunteering at the Cleveland Food Bank and the Boys & Girls Clubs...Participated in the Saints Hall of Fame 2016 and 2019 Golf Tournaments and the 2017 weekend event in Biloxi...Has played in a charity softball game and home run derby at Tulane university to benefit Son of a Saint and Team Gleason...Hopes to pursue a Ph.D...Worked as a corporate fitness instructor in 2011 after end of college career before joining Browns practice squad for the last two weeks of 2011...Enjoys bowling, golf and watching movies...Born William Craig Robertson on Feb. 11, 1988.

CRAIG ROBERTSON

Year	Team	GP	GS	Tot	TACKLES			Yds	INTERCEPTIONS					FUMBLES		
					Solo	Asst	Sk		No	Yds	Lg	TD	PD	FF	FR	Yds
2011	Cleveland								PRACTICE SQUAD							
2012	Cleveland	16	3	83	56	27	1.0	10.0	2	1	1	0	3	0	2	2
2013	Cleveland	14	14	89	63	26	3.0	4.0	1	12	12	0	3	1	1	7
2014	Cleveland	16	11	92	52	40	0.0	0.0	2	30	15	0	4	0	1	0
2015	Cleveland	12	9	50	30	20	0.0	0.0	1	38	38	0	5	1	1	9
2016	New Orleans	15	15	131	100	31	1.0	6.0	1	29	29	0	5	0	2	5
2017	New Orleans	16	12	77	50	27	2.0	19.0	2	20	20	0	6	1	1	8
2018	New Orleans	16	0	10	8	2	1.0	5.0	0	0	0	0	0	0	0	0
NFL totals		105	64	532	359	173	8.0	44.0	9	130	38	0	26	3	8	31
Saints totals		47	27	218	158	60	4.0	30.0	3	49	29	0	11	1	3	13

ADDITIONAL STATISTICS: Special Teams Tackles – (2012, 10); (2013, 3); (2014, 10); (2015, 9); (2016, 3); (2017, 3); (2018, 4) Total: 42; Special Fumble Recoveries – (2017, 1) Total: 1; Blocked Punt Recoveries – (2018, 1) Total: 1.

CAREER HIGHS: Tackles – 14 (2x), last vs. Oakland (9/11/16); Solo Tackles – 12 (2x), last vs. Oakland (9/11/16); Sacks – 1.0 (8x), last vs. Philadelphia (11/18/18); Interceptions – 1 (9x), last at Tampa Bay (12/31/17); Long Interception Return – 38, vs. Pittsburgh (1/3/16); Passes Defensed – 3, at Tampa Bay (12/31/17); Forced Fumbles – 1 (3x), last vs. Detroit (10/15/17); Fumble Recoveries – 1 (8x), last vs. Detroit (10/15/17).

POSTSEASON

Year	Team	GP	GS	Tot	TACKLES			Yds	INTERCEPTIONS					FUMBLES		
					Solo	Asst	Sk		No	Yds	Lg	TD	PD	FF	FR	Yds
2017	New Orleans	2	2	14	6	8	0.0	0.0	0	0	0	0	0	0	0	0
2018	New Orleans	2	0	0	0	0	0.0	0.0	0	0	0	0	0	0	0	0
NFL totals		4	2	14	6	8	0.0	0.0	0	0	0	0	0	0	0	0

POSTSEASON CAREER HIGHS: Tackles – 9, at Minnesota (1/14/18); Solo Tackles – 5, at Minnesota (1/14/18); Sacks – 0.



PATRICK ROBINSON

HEIGHT: 5-11 • WEIGHT: 191

COLLEGE: FLORIDA STATE

JOINED SAINTS: UFA-1B (PHI)

NFL EXPERIENCE: 10

BORN: 9/7/87

21

CB

NFL CAREER - Possessing an impressive combination of the speed to keep up with the fastest wideouts and outstanding ball skills, this 2010 first round draft pick made his return to New Orleans in 2018 fresh off a Super Bowl LII victory with Philadelphia. In 2018, he saw action in three games, making one start, before exiting a Week Three contest at Atlanta with a season-ending ankle injury. In 2017, the eventual Super Bowl LII Champion appeared in all 16 contests, starting eight games, posting a career-high 54 tackles (46 solo), his first career sack, tied a career-high four interceptions, a career-high 22 passes defensed, three special teams tackles and one blocked field goal. For his career with the Saints, Chargers, Colts and Eagles he has recorded 320 tackles (261 solo), 14 interceptions, one returned for a touchdown, 82 passes defensed, two sacks, three forced fum-

bles and three blocked kicks after starting 58-of-100 regular season games played in nine campaigns.

CAREER TRANSACTIONS - Placed by the Saints on Injured Reserve, 9/26/18; Signed a four-year contract with the New Orleans Saints (UFA-PHI), 3/19/18; Signed a one-year contract with the Eagles, 3/28/17; Released by the Colts, 3/10/17; Signed a three-year contract with the Colts (UFA-SD), 3/23/16; Signed a one-year contract with the Chargers (UFA-NO), 3/19/15; Placed on Injured Reserve by the Saints, 9/18/13; Signed by the Saints to a five-year contract, 7/30/10; Selected by the Saints in the first round (32nd overall) of the 2010 NFL Draft.

HONORS - **2014:** Ed Block Courage Award (Saints recipient).

2018 - Appeared in three games with one start in 2018 before a season-ending ankle injury cut his season short...Started in five-defensive back set and finished with two assisted tackles vs. Tampa Bay on Sept 9...Played on defense and recorded four tackles (three solo) vs. Cleveland on Sept. 16...Played in his 100th career game on Sept. 23 at Atlanta and recorded no statistics. Left game in the second quarter (ankle) and did not return. Placed on Injured Reserve, Sept. 26.

2017 - Played in all 16 regular season games for eventual Super Bowl LII Champion Eagles starting eight contests posting 54 tackles (46 solo), one sack, tied a career-high with four interceptions and added a career-high 22 passes defended...Led the Eagles in picks and tied for the team lead in passes defended...Vs. New York Giants, Sept. 24, picked off his first pass as an Eagle when he snagged a deflected Eli Manning pass. Also logged a season-high six tackles and added three passes defended...Recorded four tackles (four solo), and four passes defended vs. Arizona, Oct. 8...Intercepted Cam, Newton at Carolina, Oct. 12...Vs. Denver, Nov. 5, snagged a Brock Osweiler throw...Intercepted Derek Carr vs. Oakland Dec. 25, marking his fourth interception of season, tying his previous career-high set in New Orleans in 2011...Appeared in all three postseason games recording seven tackles (four solo), an interception returned for a 50-yard touchdown vs. Minnesota in NFC Championship and two passes defended...Changed the momentum when he intercepted Case Keenum and returned the pick 50 yards for a score to tie game at 7-7.

2016 - Played in seven games with six starts for Colts recording 26 tackles (20 solo), five passes defended and a forced fumble.

2015 - Appeared in all 16 games with ten starts for Chargers posting 49 tackles (43 solo), an interception, eight passes defended and a forced fumble...In the season opener vs. Detroit, Sept. 13, posted three tackles (two solo), one interception and one forced fumble...Vs. Denver, Dec. 6, recorded eight tackles (seven solo) and a pass defended.

2014 - Played in 14 games with six starts and recorded 40 tackles (31 solo), two interceptions, 12 passes defended and four special teams stops. Tied for team lead in interceptions and ranked second in passes defended. Voted by teammates as the club's recipient of the Ed Block Courage Award after returning to play in 2014 after suffering two separate patellar tendon injuries in 2013 that each required surgery and extensive rehabilitation...Posted a career-high three special teams tackles vs. Minnesota, Sept. 21...Sandwiched between missing two contests (hamstring), posted three tackles (one solo), picked off Mike Glennon and added a pass defended vs. Tampa Bay, Oct. 5...Made a solo tackle and two passes defended at Carolina, Oct. 30, as Panthers

managed only 122 net yards passing...Recorded four tackles (three solo) and career-high five passes defended at Pittsburgh, Nov. 30...Made one interception of Jay Cutler and a pass defended at Chicago, Dec. 15. **2013** - Played in the first two games, recording two solo tackles in the opener vs. Atlanta, Sept. 8, before suffering season-ending knee injury in the contest the following week at Tampa Bay, Sept. 15. **2012** - Started all 16 games for first time and had career-high 64 tackles, a sack, three interceptions, one returned for a touchdown, 17 passes defended and a forced fumble...Dropped Robert Griffin III for a nine-yard loss in season opener vs. Washington, Sept. 9...Picked off Aaron Rodgers in third quarter at Green Bay, Sept. 30...Tied career-high with nine tackles (seven solo) vs. San Diego, Oct. 7...Had two solo tackles, a pass defended and a forced fumble at Denver, Oct. 28...Gave Saints a first quarter 7-0 lead they wouldn't relinquish vs. Philadelphia, Nov. 5, when Robinson picked off Michael Vick and returned it 99 yards for a TD. Robinson's 99-yard return is tied for longest in team history...Intercepted Colin Kaepernick vs. San Francisco, Nov. 25. **2011** - Played in 15 games with seven starts and registered 54 tackles (42 solo), four interceptions, and 15 passes defended. Contributed on special teams with two stops, a blocked FG and a blocked PAT...Tied a season-high with six tackles (three solo) vs. Houston, Sept. 25...Recorded his first career interception, when he picked off Blaine Gabbert, in addition to two passes defended and one tackle at Jacksonville, Oct. 2...Made two tackles, intercepted a pass for second straight game, when he picked off Newton and blocked a PAT attempt at Carolina, Oct. 9...Tied a season-high with six tackles (five solo) and added one special teams stop vs. New York Giants, Nov. 28...Made four solo tackles, a pass defended and blocked a FG attempt vs. Detroit, Dec. 4...Recorded four stops, an interception of former Florida State teammate Christian Ponder, and two passes defended at Minnesota, Dec. 18...Registered three solo tackles and broke up two passes vs. Atlanta, Dec. 26...Recorded three solo tackles and his second interception of Newton of season vs. Carolina, 1/1/12...Had three tackles, a pass defense and two special teams stops in NFC Wild Card Playoff vs. Detroit...Posted five tackles (four solo) and two passes defended in NFC Divisional Playoff at San Francisco. **2010** - Played in 11 games with four starts as rookie and recorded 25 tackles (20 solo), three passes defended and four special teams tackles...After seeing reserve action in three of the first four games (declared inactive at San Francisco, Sept. 20), made his first career start and tallied a team-high eight tackles (eight solo) and one pass defended at Arizona, Oct. 10...Started three more games, suffering an ankle injury at Pittsburgh, Oct. 31, which caused him to be declared inactive for the next two contests at Carolina, Nov. 7 and vs. Seattle, Nov. 21...Returned to action at Dallas, Nov. 25 and posted three solo tackles...Recorded four tackles (three solo) in regular season finale vs. Tampa Bay, 1/2/11...Started in nickel defense in NFC Wild Card Playoff at Seattle, and made one solo tackle and one pass defended.

COLLEGE - Played in 45 games at Florida State with 25 starts and finished his college career with 117 tackles, seven interceptions, 21 passes defended, one blocked punt and four forced fumbles...Started 12 games as a senior in 2009 and was named second-team All-ACC, as he finished the season with a career-high 52 tackles (36 solo), two forced fumbles and 11 passes defended...Started eight of the nine games he appeared in as a junior in 2008, helping the Seminoles rank sixth in the NCAA and first in the ACC in pass defense (162.4 ypg.)...Recorded 26 tackles (22 solo), one forced fumble, an interception and four passes defended...

Started 5 of the 12 games he played in as a sophomore and earned honorable mention All-ACC honors...Recorded 28 total tackles (18 solo) and had a career-high and a team-best six interception returns for 87 yards...Interception total ranked third in the ACC and tied for 12th in nation. Also added six passes defensed and a forced fumble...Appeared in 12 games as freshman in 2006 as a backup...Recorded 11 tackles (six solo) and gained 16 yards on a blocked punt return...Also returned blocked PAT for a score vs. Duke...Social science major.

PERSONAL - Attended South Miami (Fla.) HS before transferring to Gulliver Prep (Miami, Fla.), seeing time at CB and WR...First-team All-State for Class 2A by Florida Sports Writers Association after intercepting 11 passes and scoring 10 TDs on offense as senior in 2005...Also starred in track and field, finishing third in state championships in 100 and 200-meter sprints as senior...As junior, an all-region Prep Star selection, recording 32 catches for 491 yards and six TDs, adding eight interceptions...Born Sept. 7, 1987 in Miami, Fla.

PATRICK ROBINSON

Year	Team	GP	GS	Tot	TACKLES			Yds	INTERCEPTIONS				FUMBLES			
					Solo	Asst	Sk		No	Yds	Lg	TD	PD	FF	FR	Yds
2010	New Orleans	11	4	25	20	5	0.0	0.0	0	0	-	-	3	0	0	0
2011	New Orleans	15	7	54	42	12	0.0	0.0	4	31	25	0	15	0	0	0
2012	New Orleans	16	16	64	54	10	1.0	9.0	3	99	99t	1	17	1	0	0
2013	New Orleans	2	0	2	2	0	0.0	0.0	0	0	-	-	0	0	0	0
2014	New Orleans	14	6	40	31	9	0.0	0.0	2	2	2	0	12	0	0	0
2015	San Diego	16	10	49	43	6	0.0	0.0	1	27	27	0	8	1	0	0
2016	Indianapolis	7	6	26	20	6	0.0	0.0	0	0	-	-	5	1	0	0
2017	Philadelphia	16	8	54	46	8	1.0	0.0	4	36	19	0	22	0	0	0
2018	New Orleans	3	1	6	3	3	0.0	0.0	0	0	-	-	0	0	0	0
NFL totals		100	58	320	261	59	2.0	9.0	14	195	99t	1	82	3	0	0
Saints totals		61	34	191	152	39	1.0	9.0	9	132	99t	1	47	1	0	0

ADDITIONAL STATISTICS: Special Teams Tackles - (2010, 4); (2011, 2); (2014, 4); (2017, 3) **Total: 13;** Blocked Field Goals - (2011, 1); (2017, 1) **Total: 2;** Blocked PATs - (2011, 1) **Total: 1.**


CAREER HIGHS: Tackles - 9 (2x), last vs. San Diego (10/7/12); **Solo Tackles** - 8, at Arizona (10/10/10); **Sacks** - 2 (2x), last at Los Angeles Rams (12/10/17); **Interceptions** - 1 (14x), last vs. Oakland (12/25/17); ; **Int. Ret. for TD** - 1, vs. Philadelphia (11/5/12); **Passes Defensed** - 5, at Pittsburgh (11/30/14); **Forced Fumbles** - 1 (3x), last vs. Chicago (10/9/16); **Blocked Field Goals** - 1 (2x), last vs. Arizona (10/8/17).

POSTSEASON

Year	Team	GP	GS	Tot	TACKLES			Yds	INTERCEPTIONS				FUMBLES			
					Solo	Asst	Sk		No	Yds	Lg	TD	PD	FF	FR	Yds
2010	New Orleans	1	1	1	1	0	0.0	0.0	0	0	-	-	1	0	0	0
2011	New Orleans	2	1	8	5	3	0.0	0.0	0	0	-	-	3	0	0	0
2017	Philadelphia	3	0	7	4	3	0.0	0.0	1	50	50t	1	2	0	0	0
NFL totals		6	2	16	10	6	0.0	0.0	1	50	50t	1	6	0	0	0
Saints totals		3	2	9	6	3	0.0	0.0	0	0	-	-	4	0	0	0

ADDITIONAL POSTSEASON STATISTICS: Special Teams Tackles - (2011, 2) **Total: 2;**

POSTSEASON CAREER HIGHS: Tackles - 5, at San Francisco (1/14/12); **Solo Tackles** - 4, at San Francisco (1/14/11); **Interceptions** - 1, vs. Minnesota (1/21/18); **Int. Ret. for TD** - 1, vs. Minnesota (1/21/18); **Passes Defensed** - 2, at San Francisco (1/14/12) and vs. Minnesota (1/21/18); **Special Teams Tackles** - 2, vs. Detroit (1/17/12).



DARNELL SANKEY

HEIGHT: 6-0 • WEIGHT: 247
COLLEGE: SACRAMENTO STATE
JOINED SAINTS: FA-18
NFL EXPERIENCE: 2
BORN: 10/11/94

44
LB

NFL CAREER - This former undrafted linebacker out of Sacramento State signed with the Broncos for 2016 training camp and spent the majority of his rookie season on the Raiders practice squad before joining the Chiefs practice squad the final month. In 2017, after practice squad stints with the Vikings and Colts, Sankey made his NFL debut appearing in six games for the Colts and ended the season on the Ravens practice squad. In 2018, the San Jose native spent the offseason with the Lions before joining the Saints practice squad for the season. Sankey looks to compete for a roster spot in New Orleans heading into the 2019 season.

CAREER TRANSACTIONS - Signed to reserve/future contract by Saints, 1/21/19; Signed to Saints practice squad, 9/19/18; Practice squad contract terminated by Lions, 9/5/18; Signed to Lions practice squad, 9/2/18; Waived by Lions, 9/1/18; Signed by Lions, 7/26/18; Waived by Colts, 5/1/18; Signed to a reserve/future contract by Colts, 1/11/18; Signed to Ravens practice squad, 11/29/17; Waived by Colts, 11/15/17; Signed to Colts active roster, 10/9/17; Signed to Colts practice squad, 9/29/17; Waived by Colts, 9/18/17; Signed to Colts active roster, 9/16/17; Signed to Colts practice squad, 9/3/17; Waived by Colts, 9/2/17; Signed by Colts, 8/23/17; Waived by Vikings, 8/20/17; Signed by Vikings, 7/29/17; Signed to Chiefs practice squad, 12/5/16; Practice squad contract terminated by Raiders, 10/12/16; Signed to Raiders practice squad, 10/5/16; Practice squad contract terminated by Raiders, 10/4/16; Signed to Raiders practice squad, 9/28/16; Waived by Broncos, 8/29/16; Signed by Broncos, 7/26/16.

2018 - Spent the majority of 2018 season on Saints practice squad after starting it on the Lions practice squad. **2017** - Made NFL debut appearing in six games for the Indianapolis Colts. Spent final month on Ravens practice squad. **2016** - Spent the first 12 games of the season on the Raiders practice squad, before joining the Chiefs practice squad for the final month of the season.

COLLEGE - A four-year starter at Sacramento State, was named first-team FCS All-America (STATS.Inc., College Madness) and AP second-team...Also earned first team All-Big Sky honors...As senior, led the conference in tackles and finished one stop shy of the school record...In 40 career games, posted 330 tackles, 10.5 sacks, five passes defended and a forced fumble...Graduated with a degree in communication studies.

PERSONAL - 2012 graduate of Branham (San Jose, Calif.) HS...Did not begin

playing football until his junior year, when he led team and league in tackles with 95...As senior, he recorded a Central Coast Section-leading 155 tackles...Had at least 12 tackles in every game, including 22 against Sobrato...Played on offense where he rushed 10 times for 22 yards and a touchdown.

DARNELL SANKEY

Year	Team	GP	GS	Tot	TACKLES			Yds	INTERCEPTIONS					FUMBLES		
					Solo	Asst	Sk		No	Yds	Lg	TD	PD	FF	FR	Yds
2017	Indianapolis	6	0	0	0	0	0	0.0	0	0	0	0	0	0	0	0
NFL totals		6	0	0	0	0	0.0	0.0	0	0	0	0	0	0	0	0



MARCUS SHERELS

HEIGHT: 5-10 • WEIGHT: 175
COLLEGE: MINNESOTA
JOINED SAINTS: UFA-19 (MIN)
NFL EXPERIENCE: 9
BORN: 9/30/87

35

CB/PR

NFL CAREER - Originally signed as a rookie free agent with the Vikings where he participated in a rookie minicamp on a tryout basis in 2010 out of the University of Minnesota, Sherels ranks first in the NFL in punt return touchdowns (five) and yards (2,170) since 2012. Over the course of his eight-year NFL career, Sherels has appeared in 120 regular season games with six starts, returning 231 punts for 2,447 yards (10.6 avg.) with five touchdowns. He has the five longest punt returns for touchdowns in Vikings franchise history and is the club's career leader in punt return average, punt return touchdowns, career punt returns of 50+ yards (eight) and career punt return yardage. He has also added 76 career tackles, one sack, one interception, 18 passes defensed, one forced fumble and 53 special teams stops. In his final season in Minnesota in 2018, Sherels appeared in 12 games and returned 23 punts for 276 yards (12.0 avg.) with a 70-yard run-back and a special teams stop.

CAREER TRANSACTIONS - Signed by the Saints to a one-year contract (UFA-MIN), 3/25/19; Re-signed to a one-year contract by the Vikings, 3/28/18; Re-signed to a two-year contract by the Vikings, 3/15/16; Re-signed by the Vikings to a two-year contract, 3/7/14; Re-signed by the Vikings to a one-year contract, 4/22/13; Signed to the Vikings active roster, 12/31/10; Signed to the Vikings practice squad, 10/13/10; Released from Vikings practice squad, 9/28/10; Signed to the Vikings practice Squad, 9/5/10; Released by the Vikings, 9/4/10; Signed by Vikings, 5/4/10.

HONORS - **2015:** NFC Special Teams Player of the Week (Week Eight).

2018 - Appeared in 12 games on special teams and returned 23 punts for 276 yards for a team-leading 12.0 punt return avg. and a season-long 70-yard return. Also recorded two kickoff returns for 34 yards (17.0 avg.)...Returned five punts for 116 yards, including a 70-yard runback vs. Miami, Dec. 16. **2017** - Appeared in all 16 regular season games and both postseason contests...Returned 39 punts for 372 yards (9.5 avg.), a single-season career-high and the fourth most in Vikings history, and 11 kickoff returns for 271 yards (24.6 avg.) in 2017...Appeared in his third career playoff game vs. New Orleans, 1/14/18, in the Divisional Playoff and tallied one punt return for 19 yards...Totaled eight returns for 75 yards vs. Chicago, Dec. 31...Returned one punt for 11 yards at Green Bay, Dec. 23...Recorded five punt returns for 54 yards and one kickoff return for 27 yards at Carolina, Dec. 10...Registered one punt return for 10 yards and two kickoff returns for 51 yards at Atlanta, Dec. 3...Returned one punt for nine yards and tallied a special teams tackle vs. L.A. Rams, Nov. 19...Tallied one punt return for nine yards and two kickoff returns for 79 yards at Washington, Nov. 12; his 41-yard return marked his longest kickoff return since 2014...Recorded three punt returns for 83 yards and one kickoff return for 20 yards vs. Baltimore, Oct. 22...Tallied three punt returns for 41 yards at Chicago, Oct. 9...Handled punt return duties vs. Tampa Bay, Sept. 24, calling three fair catches...Returned one punt for 12 yards at Pittsburgh, Sept. 17, becoming the Vikings all-time leader in punt return yardage (1,822) as he passed Leo Lewis (1,812). **2016** - Appeared in 11 games and finished with a 13.9 punt return average - the second-best mark of his career - giving him the top two seasons for punt return average in Vikings history...Returned his fifth career punt for a TD on a 79-yard return vs. Houston, Oct. 9, extending his team career record...Returned a punt 54 yards for a score at Carolina, Sept. 25, a Vikings record fourth of his career...Recorded his lone pass break up on the season and returned his first kickoff of the season 18 yards vs. the Panthers. **2015** - Appeared in all 16 regular season games and a postseason contest...Scored his Vikings-record third career punt return TD, notching a 65-yard TD return at Chicago, Nov. 1, helping Vikings break an eight-game losing streak at Soldier Field...Set Vikings record with his fifth career punt return of 50+ yards...Earned first career NFC Special Teams Player of the Week honors for game at Chicago, Nov. 1...Jumped on a 49ers field goal blocked by teammate Andrew Sendejo at San Francisco, Sept. 14, in season opener and returned it 44 yards...Fifth on the team with eight special teams tackles. **2014** - Appeared in all 16 games and became the Vikings leader in career punt return average with a 10.5 (114 for 1,196) avg...11.0 punt return average on season...Tied for sixth in the NFL, third in the NFC, in punt return average...Longest punt return came at Detroit, Dec. 14, with a 35-yard return...Returned four kickoffs for 110 yards a 27.5 average and a long return of 46 yards at Green Bay, Oct. 2...fourth on the team with a career-high 11 special teams tackles while adding one forced fumble...Appeared in all 16 games. **2013** - Appeared in all 16 games with three starts...Set team record with a 15.2 avg. on punt returns for the season - breaking the previous mark by two yards per return (David Palmer, 13.2 in 1995)...Tied Vikings career record with his second career punt return TD, an 86-yard score at New York Giants, Oct. 21, while also setting the team record for single-game punt return yards with 119...Set Vikings mark with two punt returns of 50+ yards on season and is tied for club's career record with four punt returns of 50+ for his career...Snared first career in-

terception at Baltimore, Dec. 8...Had a pair of eight-tackle games, at Dallas, Nov. 3, and at Cincinnati, Dec. 22...Started at RCB for International Series game in London vs. Pittsburgh, Sept. 29...Stepped in for injured Chris Cook vs. Cleveland, Sept. 22 and tied for team-high with career-best ten tackles (career-high nine solo) and led team with four passes defended. **2012** - Appeared in all 16 regular season games and one postseason contest...Handled all punt return duties and tied for team-high in kickoff returns with 16...Ranked seventh in NFC in punt return average at 9.0 yards per...Scored first career TD on a 77-yard punt return at Detroit, Sept. 30, helping match a Vikings record with a punt return and kickoff return in the same game when Percy Harvin also scored on a 105-yard kickoff return TD...The Vikings set an NFL record by posting their third all-time game with a punt return TD and kickoff return TD in the same game in club history...His 77-yard punt return TD was the first since 2008 for the Vikings...Returned 16 kickoffs, tied with Percy Harvin for the team-lead. **2011** - Appeared in all 16 games with three starts at CB and NB...Handled all punt return duties and tied for second on team with 16 kickoff returns...Earned first career start vs. Arizona, Oct. 9, the first win of the season...Notched the Vikings longest punt return of season with 53-yarder vs. Detroit, Sept. 25, and the third-longest kickoff return with a 78-yarder at Carolina, Oct. 30...Helped Vikings post a then team-record 26.9-yard kickoff return average...Started other two games of season vs. New Orleans, Dec. 18, and at Washington, Dec. 24...Notched first career sack against Aaron Rodgers vs. Green Bay, Oct. 23. **2010** - Appeared in one game as a rookie. Impressed the Vikings coaches enough to earn a spot on the 2010 practice squad...Released, Sept. 28, but re-signed to the practice squad, Oct. 13...Spent total of 15 weeks on practice squad...Signed to the active roster on Dec. 31, and made his NFL debut at Detroit, 1/2/11...Originally joined Vikings as a rookie free agent.

COLLEGE - Four-year letterman for the Gophers, working his way from walk-on to full-time starter at CB as a junior and senior, appeared in 31 games posting 106 tackles (79 solo), four interceptions and one 88-yard fumble return for a touchdown...Excelled on special teams as a return man and in coverage...Earned degree in political science.

PERSONAL - Earned Honorable Mention All-State as a senior RB at John Marshall (Rochester, Minn.) HS...Standout in basketball....Aspires to attend law school after his playing career...Older brother, Mike, played LB for the Gophers from 2004-07 and is former Gophers LB coach...Sherels and Saints P Thomas Morstead teamed up during Super Bowl LII week to turn a negative into a positive. Morstead was injured in the Vikings-Saints playoff game tackling Sherels on a punt return. Limited the rest of the game, he continued to play and earned the respect of Vikings fans worldwide for his courage and sportsmanship when he returned to the field after Stefon Diggs game-winning catch for the mandatory point-after try. Fan donations poured in for his What You Give Will Grow Foundation to show appreciation for his effort. The generosity was so overwhelming that Morstead vowed to come back to Minnesota for the Super Bowl and donate back to a local charity. He presented a check for over \$221,000 to Children's Hospital Minnesota with Sherels on hand to take part in the event.

MARCUS SHERELS

Year	Team	GP	GS	Tot	TACKLES			Yds	INTERCEPTIONS					FUMBLES		
					Solo	Asst	Sk		No	Yds	Lg	TD	PD	FF	FR	Yds
2010	Minnesota	1	0	0	0	0	0.0	0.0	0	0	0	0	0	0	0	0
2011	Minnesota	16	3	24	20	4	1.0	2.0	0	0	0	0	3	0	0	0
2012	Minnesota	16	0	5	2	3	0.0	0.0	0	0	0	0	0	0	0	0
2013	Minnesota	16	3	46	39	7	0.0	0.0	1	0	0	0	14	0	0	0
2014	Minnesota	16	0	0	0	0	0.0	0.0	0	0	0	0	0	0	0	0
2015	Minnesota	16	0	1	1	0	0.0	0.0	0	0	0	0	0	0	0	0
2016	Minnesota	11	0	0	0	0	0.0	0.0	0	0	0	0	1	0	0	0
2017	Minnesota	16	0	0	0	0	0.0	0.0	0	0	0	0	0	0	0	0
2018	Minnesota	12	0	0	0	0	0.0	0.0	0	0	0	0	0	0	0	0
NFL totals		120	6	76	62	14	1.0	2.0	1	0	0	0	18	0	0	0

		KICKOFF RETURNS					PUNT RETURNS					
Year	Team	No	Yds	Avg	Lg	TD	No	FC	Yds	Avg	Lg	TD
2011	Minnesota	16	445	27.8	78	0	33	20	277	8.4	53	0
2012	Minnesota	16	422	26.4	41	0	32	27	287	9.0	77t	1
2013	Minnesota	0	0	-	-	0	22	27	335	15.2	86t	1
2014	Minnesota	4	110	27.5	46	0	27	26	297	11.0	35	0
2015	Minnesota	2	33	16.5	21	0	34	15	311	9.1	65t	1
2016	Minnesota	2	35	17.5	18	0	21	17	292	13.9	79t	2
2017	Minnesota	11	271	24.6	32	0	39	24	372	9.5	46	0
2018	Minnesota	2	34	17.0	17	0	23	15	276	12.0	70	0
NFL Totals		53	1,350	25.5	78	0	231	171	2,447	10.6	86t	5

ADDITIONAL STATISTICS: Special Teams Tackles – (2011, 6); (2012, 6); (2013, 7); (2014, 11); (2015, 8); (2016, 6); (2017, 9); (2018, 1) **Total: 54; Special Teams Forced Fumbles** – (2014, 1) **Total: 1.**

CAREER HIGHS: Tackles – 10, vs. Cleveland (9/22/13); Sacks – 1, vs. Green Bay (10/23/11); Interceptions – 1, at Baltimore (12/8/13); Passes Defensed – 4, vs. Cleveland (9/22/13); Punt Returns – 6, at Houston (12/23/12); Punt Return Yards – 119, at N.Y. Giants (10/21/13); Long Punt Return – 86t, at N.Y. Giants (10/21/13); Punt Returned for TD – 1 (5x), last vs. Houston (10/9/16); Kickoff Returns – 5, vs. Denver (12/4/11); Kickoff Return Yards – 124, vs. Green Bay (12/30/12); Long Kickoff Return – 78, at Carolina (10/30/11).

POSTSEASON

Year	Team	GP	GS	Tot	TACKLES			Yds	INTERCEPTIONS					FUMBLES		
					Solo	Asst	Sk		No	Yds	Lg	TD	PD	FF	FR	Yds
2012	Minnesota	1	0	0	0	0	0.0	0.0	0	0	0	0	0	0	0	0
2015	Minnesota	1	0	0	0	0	0.0	0.0	0	0	0	0	0	0	0	0
2017	Minnesota	2	0	0	0	0	0.0	0.0	0	0	0	0	0	0	0	0
NFL totals		4	0	0	0	0	0.0	0.0	0	0	0	0	0	0	0	0

		KICKOFF RETURNS					PUNT RETURNS					
Year	Team	No	Yds	Avg	Lg	TD	No	FC	Yds	Avg	Lg	TD
2012	Minnesota	2	60	30.0	37	0	3	5	25	8.3	17	0
2015	Minnesota	0	0	-	-	0	2	0	7	3.5	10	0
2017	Minnesota	0	0	-	-	0	1	5	19	19.0	19	0
NFL Totals		2	60	30.0	37	0	6	10	51	7.3	19	0

POSTSEASON ADDITIONAL STATISTICS: Special Teams Tackles – (2012, 1) **Total: 1.**

POSTSEASON CAREER HIGHS: Punt Returns – 3, at Green Bay (1/5/13); Punt Return Yards – 25, at Green Bay (1/5/13); Long Punt Return – 19, vs. New Orleans (1/14/18); Kickoff Returns – 2, at Green Bay (1/5/13); Kickoff Return Yards – 60, at Green Bay (1/5/13); Long Kickoff Return – 37, at Green Bay (1/5/13); Special Teams Tackles – 1, at Green Bay (1/5/13).



TRE'QUAN SMITH

HEIGHT: 6-2 • WEIGHT: 210
COLLEGE: CENTRAL FLORIDA
JOINED SAINTS: D3-18
NFL EXPERIENCE: 2
BORN: 1/7/96

10
WR

NFL CAREER - In his rookie season, Smith made an immediate impact in the Saints passing offense, playing in 15 games with seven starts and ranking second on the Saints wideout corps in receiving with 28 receptions for 427 yards (15.3 avg.) and five touchdowns to rank second on the club. At just 23 years old and entering his second NFL season, Smith will look to build on his rookie campaign and compete for more snaps having taken advantage of his first full offseason in the club's strength and conditioning program.

CAREER TRANSACTIONS - Signed to a four-year contract, 5/21/18; Selected by the New Orleans Saints in the third round (91st overall) of the 2018 NFL Draft.

HONORS - **2018:** Pepsi NFL Rookie of the Week (Week 11).

2018 - In his first season with the Saints, saw action in 15 games with seven starts and totaled 28 receptions for 427 yards (15.3 avg.) and five touchdowns... Declared inactive for contest vs. Atlanta, Nov. 22 with foot injury... Played in his first-career game in opener vs. Tampa Bay, Sept. 9... Started first career game and caught an 18-yard pass vs. Cleveland, Sept. 1... In Week Five win vs. Washington, Oct. 8, started and scored first career TD on a 62-yard pass from QB Drew Brees to make him NFL's all-time passing yardage leader, finishing with three receptions for 111 yards (37.0 avg.) and two scores... In Week Seven win at Baltimore, Oct. 21, started and recorded 44 yards on three catches... Caught a team-high ten passes for a club-best 157 yards (15.7 avg.) and one touchdown, vs. Philadelphia, Nov. 18 as he earned Pepsi NFL Rookie of the Week honors... In the regular season finale vs. Carolina, Dec. 30, caught three passes for 30 yards and one touchdown... In his postseason debut in NFC Divisional Playoff vs. Philadelphia, 1/13/19, recorded a 15-yard catch and a five-yard rush... In NFC Championship vs. L.A. Rams, 1/20/19, caught a pass for a gain of ten yards.

COLLEGE - Emerging as one of the University of Central Florida's top offensive weapons over three seasons, from 2015-17, Smith caught 168 passes for 2,748 yards (16.4-average) with 22 touchdowns... For the 13-0 Knights in 2017, started all 13 games he played in and hauled in 54 receptions for 1,082 yards (19.9 avg.) and 13 touchdowns, his first 1,000-yard receiving season... AAC All-Academic and first-team All-Conference... 20 plays of 20-yards or more, including seven TD grabs... Carried five times for 23 yards and a TD... At Cincinnati, tied a school record for touchdowns in a game (four), set a career-high with three TDs on five receptions for season-high 165 yards (33.0 avg.), also scoring on a five-yard run... Vs. Memphis in AAC Championship, struck for two TDs on six catches for 161 yards (26.8 avg.)... Vs. Auburn in Chick-fil-A Peach Bowl, hauled in five passes for

89 yards...Started all 13 games in 2016 and led Knights with 57 receptions for 853 receiving yards and five TDs...Went over 100-yards receiving four times... Second on team with 12 plays of 20 or more yards...Vs. Houston, brought in a season-high 13 receptions to go with 137 yards...At South Florida, totaled seven catches and 183 receiving yards (26.1 avg.), including a 72-yarder and added two TDs...League's coaches voted him as 2015 AAC Rookie of the Year...Claimed spot on Phil Steele All-AAC third-team...Became first freshman in Central Florida history to lead team in receptions and receiving yards...Boasted 52 receptions for 724 yards (13.9 avg.) and four TDs...Set UCF freshman single-season records for receptions and receiving yards...Had three 100-yard receiving games...Against FIU, made a big impact in college debut and posted nine catches for 104 yards... Against Tulsa, totaled a season high 131 yards on seven catches with a TD... Against South Florida, closed out the season with 102 yards on seven catches... Redshirted as freshman in 2014 and earned a spot on the AAC All-Academic Team...Graduated in 2017 with a bachelor's degree in interdisciplinary studies, having attained conference All-Academic honors.

PERSONAL – Played wide receiver and defensive back at Village Academy (Delray Beach, Fla.) HS...Earned a spot on the *Palm Beach Post* All-Area first-team (small schools) in 2012 and 2013, when Village Academy reached the 2012 and 2013 FHSAA 2A regional semifinals...Posted 30 catches for 674 yards, had 429 rushing yards with 14 overall touchdowns and intercepted three passes as a senior...Collected 41 receptions for 1,086 yards and 12 TDs as a junior when he was on the All-State second team, while posting seven interceptions with two being returned for TDs...Listed as the No. 4 prospect in Palm Beach County by the Sun Sentinel...Named the 2012 Class 2A Underclassman MVP of the Year by FloridaHSFootball.com...Was a second-team all-area (small schools) pick as a junior forward for the basketball team, averaging 15 points and 14 rebounds per game...An honorable-mention All-Area choice in the 400M in track and field, claiming the district championship, and also was a state semifinalist by clocking a time of 51.70 seconds...Began playing football as a junior, picking up two letters, and earned three letters in basketball and two in track and field...Member of the honor roll his final two years...Born on January 7, 1996 in Boynton Beach, FL.

TRE'QUAN SMITH

Year	Team	GP	GS	RECEIVING		Avg	Lg	TD
				No	Yds			
2018	New Orleans	15	7	28	427	15.3	62t	5
NFL Totals		15	7	28	427	15.3	62t	5

CAREER HIGHS: **Receptions** – 10, vs. Philadelphia (11/18/18); **Receiving Yards** – 157, vs. Philadelphia (11/18/18); **Long Reception** – 62t, vs. Washington (10/8/18); **Receiving TDs** – 2, vs. Washington (10/8/18).

POSTSEASON

Year	Team	GP	GS	RECEIVING		Avg	Lg	TD
				No	Yds			
2018	New Orleans	2	1	2	25	12.5	15	0
NFL Totals		2	1	2	25	12.5	15	0

POSTSEASON ADDITIONAL STATISTICS: Rush Attempts – one five-yard rush in 2018.

CAREER HIGHS: **Receptions** – 1 (2x), last vs. L.A. Rams (1/20/19); **Receiving Yards** – 15, vs. Philadelphia (1/13/19); **Long Reception** – 15, vs. L.A. Rams (1/20/19); **Receiving TDs** – 0.



TAYLOR STALLWORTH

HEIGHT: 6-2 • WEIGHT: 305
COLLEGE: SOUTH CAROLINA
JOINED SAINTS: FA-18
NFL EXPERIENCE: 2
BORN: 8/18/95

95
DT

NFL CAREER - Taylor Stallworth was added following the 2018 NFL Draft, a rookie addition for a Saints defense that is continually looking to get bigger in the trenches and continued to improve against the run. The 6-foot-2 inch, 305-pounder is a good athlete with outstanding size and deceiving athleticism from an initial baseball background that will again provide a presence on the Saints' defensive front in the club's competition in training camp. The University of South Carolina product is quick and agile, but also stout at the point of attack, appearing in 13 regular season games for the NFL's second-ranked rush defense, posting eight tackles, one sack and one fumble recovery, adding five more stops in the postseason.

CAREER TRANSACTIONS - Signed by the New Orleans Saints as an undrafted free agent, 5/8/18.

2018 - In his first NFL season in New Orleans, played in 13 regular season games and recorded eight tackles (five solo), one sack and a fumble recovery... Added five tackles (two solo) in two postseason contests... Recorded a fumble recovery at New York Giants, Sept. 30... Posted one tackle and his first career sack at Dallas, Nov. 29... Played in the NFC Divisional Playoff vs. Philadelphia, 1/13/19, and recorded three tackles (two solo)... Played in the NFC Championship, vs. Los Angeles Rams, 1/20/19 and recorded two assisted tackles.

COLLEGE - Recorded 87 tackles (42 solo), 6.5 stops for loss, one sack and six passes defended in four seasons for Gamecocks, as he played in 43 games with 31 starts, opening all 26 contests his final two seasons... In 2017, he started all 13 games and recorded 30 tackles (14 solo), 2.5 stops for loss and two passes defended... As a junior in 2016, started all 13 games and shared the defensive Unselfish Teammate Award as selected by the players with fellow DL Marquavius Lewis... Had 41 tackles, three tackles for loss and one sack... As a sophomore in 2015, played in nine contests with five starts and was credited with eight tackles... As a freshman in 2014, played in eight games and recorded eight tackles... Majored in hospitality management.

PERSONAL - Played baseball and football at Murphy (Mobile, AL.) HS, where Rivals.com considered him the 12th-best player in Alabama and the 30th-best defensive tackle in the country... Credited with 53 tackles, including 12 stops for loss, seven hurries and four sacks in 2013... Enjoys cooking in his free time... Taylor Joseph Stallworth was born August 18, 1995.

TAYLOR STALLWORTH

Year	Team	GP	GS	Tot	TACKLES			Yds	INTERCEPTIONS					FUMBLES		
					Solo	Asst	Sk		No	Yds	Lg	TD	PD	FF	FR	Yds
2018	New Orleans	13	0	8	5	3	1.0	0.0	0	0	0	0	0	0	1	0
NFL totals		13	0	8	5	3	1.0	0.0	0	0	0	0	0	0	1	0

CAREER HIGHS: Tackles – 4, vs. Carolina (12/30/18); Solo Tackles – 3, vs. Carolina (12/30/18); Sacks – 1, vs. Dallas (11/29/18); Interceptions – 0; Passes Defended – 0; Forced Fumbles – 0; Fumble Recoveries – 1, at N.Y. Giants.

POSTSEASON

Year	Team	GP	GS	Tot	TACKLES			Yds	INTERCEPTIONS					FUMBLES		
					Solo	Asst	Sk		No	Yds	Lg	TD	PD	FF	FR	Yds
2018	New Orleans	2	0	5	2	3	0.0	0.0	0	0	0	0	0	0	0	0
NFL totals		2	0	5	2	3	0.0	0.0	0	0	0	0	0	0	0	0

CAREER HIGHS: Tackles – 3, vs. Philadelphia (1/13/19); Solo Tackles – 2, vs. Philadelphia (1/13/19); Sacks – 0; Interceptions – 0; Passes Defended – 0; Forced Fumbles – 0; Fumble Recoveries – 0.



MICHAEL THOMAS

HEIGHT: 6-3 • WEIGHT: 212

COLLEGE: OHIO STATE

JOINED SAINTS: D2A-16

NFL EXPERIENCE: 4

BORN: 3/3/93

13

WR

NFL CAREER – The future is unlimited for this 2016 second round draft choice as he enters his fourth NFL season. In 2018, Thomas was selected to the Pro Bowl for the second consecutive season and voted an *Associated Press* first-team All-Pro in a campaign where he continued to take the NFL by storm as he led the league in receiving with a franchise-record 125 receptions for a team-record 1,405 yards and nine touchdowns, the fifth-highest catch total in NFL record books. Thomas continues to develop and excel beyond his impressive numbers, showing an exception ability to make the tough catch. In his first three campaigns, he has recorded 321 receptions for 3,787 yards and 23 touchdowns, the most catches by a player in NFL history in his first three seasons.

CAREER TRANSACTIONS – Signed to a four-year contract, 5/9/16; Selected by the Saints in the second round (47th overall) of the 2016 NFL Draft.

HONORS – **2018:** Pro Bowl (starter); first-team *Associated Press* and Pro Football Focus All-Pro; PFWA All-NFL and All-NFC; *The Sporting News*, and Bleacher Report All-Pro; NFC Offensive Player of the Week (Week 9). **2017:** PFWA All-NFC; Pro Bowl. **2016:** PFWA and NFL.com All-Rookie.

2018 – Started all 16 regular season games...Recorded 125 receptions for 1,405

yards (11.2 avg.) and nine touchdowns, setting single-season team records in receptions and receiving yardage...NFL-best receiving total is fifth-highest in NFL single-season history...Ranked sixth in the NFL in receiving yardage and tied for second in third down receptions (30)...Became fastest player in team history to reach 3,500 career receiving yards (43 games)...Started both playoff contests and posted 16 receptions for 207 yards and one touchdown...Hauled in 16 receptions for a career-high 180 yards and a TD, setting a new franchise record for catches in a single game in season opener vs. Tampa Bay, Sept. 9. Thomas also set the single game NFL record for most catches during week one...Recorded a team-high 12 receptions for 89 yards and two TDs, vs. Cleveland, Sept. 16. Thomas also set an NFL record with 28 receptions in the first two games of a season, surpassing former Atlanta Falcons wideout Andre Rison (26-1994)...At Atlanta, Sept. 23, finished with ten catches for 129 yards. Thomas also set an NFL record with 38 receptions in the first three games of the season, surpassing Atlanta wideout Julio Jones (34-2015)...At New York Giants, Sept. 30, finished with four catches for 47 yards, setting an NFL record with 42 receptions in the first four games of the season, surpassing Wes Welker (40-2011)...Hauled in four receptions for 74 yards in the 43-19 win over Washington, Oct. 8...Caught seven passes for 69 yards and a TD in the 24-23 victory at Baltimore, Oct. 21...Caught five passes for 81 yards in the 30-20 victory at Minnesota, Oct. 28...Recorded 12 receptions for a franchise-record 211 yards, including a fourth quarter career-long 72-yard TD grab in the 45-35 victory over the Los Angeles Rams, Nov. 4...Recorded eight receptions for 70 yards and two TDs in the 51-14 victory at Cincinnati, Nov. 11...Recorded four receptions for 92 yards and one TD as he became the only Saint with three 1,000-yard seasons to start his career in 48-7 victory vs. Philadelphia, Nov. 18...Finished with five catches for 40 yards and a recovery of ball fumbled by Dan Arnold at Dallas, Nov. 29. Joined Odell Beckham Jr. (2014-16) and Randy Moss (1998-2000) as the only players in league history to record at least 1,100 receiving yards in each of their first three seasons. Joined Beckham as only the second player in league history to record at least 90 catches in each of their first three seasons...Recorded 11 catches for 98 yards as the Saints clinched the NFC South for the second straight season at Tampa Bay in a 28-14 win, Dec. 9...Tied an NFL record for most receptions against a single team in one season at 27, joining Jerry Rice...Recorded seven receptions for 49 yards in the 12-9 victory at Carolina, Dec. 17...Caught 11 passes for 109 yards and one TD vs. Pittsburgh, Dec. 23, as he became the first Saint with six double-digit catch games...Led the team with 12 receptions for a postseason franchise record 171 yards and one TD in NFC Divisional Playoff vs. Philadelphia, 1/13/19. **2017** - Played in all 16 regular season games with 14 starts and led team with a club-record 104 receptions for 1,245 yards, finishing ranked third in the NFL in receiving behind Miami's Jarvis Landry (112) and Arizona's Larry Fitzgerald (109), as he was selected to his first Pro Bowl. Started both postseason contests and led team in receiving with 15 grabs for 216 yards (14.4 avg.) and two touchdowns...Gained team-high 89 yards on team-best five catches, Sept. 17 vs. New England...Caught team-high seven receptions for a team-best 87 yards and a first quarter five-yard TD at Carolina, Sept. 24...Caught eight-for-89 and a third quarter three-yard TD against Miami in game at London's Wembley Stadium, Oct. 1...Seven-for-82 receiving at Green Bay, Oct. 22...Seven-for-77 receiving vs. Chicago, Oct. 29...Fin-

ished eight-for-65 receiving vs. Tampa Bay, Nov. 5...Nine-for-117 receiving at Buffalo, Nov. 12, leading team in all receiving categories...Six receptions for 91 yards in come-from-behind win, Nov. 19, vs. Washington...Totaled 52 yards on five catches at Los Angeles Rams, Nov. 26... Five receptions for 70 yards and a second quarter ten-yard TD vs. Carolina, Dec. 3... Ten receptions for 117 yards and one touchdown at Atlanta, Dec. 7...Nine receptions for 93 yards on Dec. 17 at New York Jets, including a fourth quarter, four-yard touchdown...Had four receptions for 66 yards (16.5 avg.) vs. Atlanta, Dec. 24...Six-for-94 receiving in regular season finale at Tampa Bay, Dec. 31...Led team in receptions (eight) and receiving yards (131) in NFC Wild Card Playoff vs. Carolina, 1/7/18, becoming the first player in NFL history to record 200 receptions in his first two seasons (regular season and postseason)...Finished with seven

receptions for 85 yards and two TDs in NFC Divisional Playoff game at Minnesota, 1/14/18. **2016** - Played in 15 games with 12 starts, recording 92 receptions for 1,137 yards (12.4 avg.) with nine touchdowns, leading team in receptions and TDs, setting the Saints single-season rookie record for receptions, receiving yardage and receiving TDs, leading rookies in all three categories. Ranked ninth in the NFL in receptions and receiving yardage and sixth in receiving TDs...Vs. Oakland, Sept. 11, in NFL debut caught six passes for 58 yards and recovered a fumble that he returned ten yards...Had his first career start and caught four passes for 56 yards at New York Giants, Sept. 18...Vs. Atlanta, Sept. 26, started and recorded seven receptions for 71 yards, including a second quarter three-yard TD...Started and recorded four receptions for 44 yards, including a fourth quarter five-yard TD at San Diego, Oct. 2...Vs. Carolina, Oct. 16, started and recorded five receptions for a 78 yards, including a nine-yard TD...Started and caught a career-high 10 passes for 130 yards (13.0 avg.), also had a fumble recovery at Kansas City, Oct. 23. Became the third Saints rookie WR to post a 10-catch,

WORTH NOTING

MOST SINGLE-SEASON RECEPTIONS IN SAINTS HISTORY

Player	Year	Rec
1. Michael Thomas	2018	125
2. Michael Thomas	2017	104
3. Jimmy Graham	2011	99

2018 NFL RECEIVING LEADERS

Player	Rec.	Yds.	Avg.	TD
1. Michael Thomas	125	1,405	11.2	9
2. Zach Ertz	116	1,163	10.0	8
3. DeAndre Hopkins	115	1,572	13.7	11

TOP FIVE ALL-TIME NFL SINGLE-SEASON RECEIVING TOTALS

Player	Rec.	Yds.	Avg.	TD
1. Marvin Harrison, 2002	143	1,722	12.0	11
2t. Antonio Brown, 2015	136	1,834	13.5	10
2t. Julio Jones, 2015	136	1,871	13.8	8
4. Antonio Brown, 2014	129	1,698	13.2	13
5. Michael Thomas, 2018	125	1,405	11.2	9

TOPS AFTER THREE

With 321 receptions from 2016-18, Thomas surpassed Odell Beckham Jr. to become the NFL player with the most receptions after his first three seasons. His 321 receptions are easily the most through his first three seasons as he's the only player through his first three campaigns to have 300 receptions and 3,000 receiving yards.

RECEPTIONS LEADERS THROUGH FIRST THREE NFL SEASONS

Player	Years	Rec.	Yds.	TDs
Michael Thomas	2016-18	321	3,787	23
Odell Beckham Jr.	2014-16	288	4,122	35

CAREER GAME BY GAME

RECEIVING

2018

Date	Opp.	GP	ST	REC	YDS	AVG	LG	TD
9/9	TB	X	X	16	180	11.3	35	1
9/16	CLE	X	X	12	89	7.4	25	2
9/23	@ATL	X	X	10	129	12.9	35	0
9/30	@NYG	X	X	4	47	11.8	15	0
10/8	WAS	X	X	4	74	18.5	31	0
10/21	@BAL	X	X	7	69	9.9	32	1
10/28	@MIN	X	X	5	81	16.2	44	0
11/4	LAR	X	X	12	211	17.6	72t	1
11/11	@CIN	X	X	8	70	8.8	17t	2
11/18	PHI	X	X	4	92	23.0	30	1
11/22	ATL	X	X	4	38	9.5	13	0
11/29	@DAL	X	X	5	40	8.0	11	0
12/9	@TB	X	X	11	98	8.9	20	0
12/17	@CAR	X	X	7	49	7.0	12	0
12/23	PIT	X	X	11	109	9.9	28	1
12/30	CAR	X	X	5	29	5.9	8	0
2018 Season		16	16	125	1,405	11.2	72	9

2017

Date	Opp.	GP	ST	REC	YDS	AVG	LG	TD
9/11	@MIN	X	X	5	45	9.0	14	0
9/17	NE	X	X	5	89	17.8	33	0
9/24	@CAR	X	X	7	87	12.4	26	1
10/1	@MIA	X	X	8	89	11.1	30	1
10/15	DET	X	X	3	11	3.7	5	0
10/22	@GB	X	X	7	82	11.7	21	0
10/29	CHI	X	X	7	77	11.0	23	0
11/5	TB	X	X	8	65	8.1	24	0
11/12	@BUF	X	X	9	117	13.0	28	0
11/19	WAS	X	X	6	91	15.2	24	0
11/26	@LAR	X	X	5	52	10.4	24	0
12/3	CAR	X	X	5	70	14.0	32	1
12/7	@ATL	X	X	10	117	11.7	35	1
12/17	NYJ	X	X	9	93	10.3	20	1
12/24	ATL	X	X	4	66	16.5	27	0
12/31	@TB	X	X	6	94	15.7	43	0
2017 Season		16	14	104	1,245	12.0	43	5

2016

Date	Opp.	GP	ST	REC	YDS	AVG	LG	TD
9/11	OAK	X	X	6	58	9.7	25	0
9/18	@NYG	X	X	4	56	14.0	23	0
9/26	ATL	X	X	7	71	10.1	25	1
10/2	@SD	X	X	4	44	11.0	15	1
10/16	CAR	X	X	5	78	15.6	28	1
10/23	@KC	X	X	10	130	13.0	23	0
10/30	SEA	X	X	6	63	10.5	17	0
11/6	@SF	X	X	5	73	14.6	32t	2
11/13	DEN	X	X	4	40	10.0	16	0
11/17	@CAR	X	X	5	68	13.6	21	0
11/27	LA	X	X	9	108	12.0	35	2
12/4	DET	X	X	4	42	10.5	16	0
12/11	@TB			Inactive (foot)				
12/18	@ARI	X	X	7	52	7.4	12	1
12/24	TB	X	X	6	98	16.3	46	0
1/1	@ATL	X	X	10	156	15.6	29	1
2016 Season		15	12	92	1,137	12.4	46	9

130-yard receiving game, joining Marques Colston (Nov. 12, 2006 at Pittsburgh) and Danny Abramowicz (Oct. 29, 1967 vs. Pittsburgh) ...Vs. Seattle, Oct. 30, caught six passes for a team-high 63 yards...At San Francisco, Nov. 6, started and caught five passes for a team-high 73 yards with a career-high two TDs, including a 32-yard TD grab...Caught nine passes for 108 yards and two TDs, all team-highs, vs. Los Angeles, Nov. 27...Declared inactive (foot) at Tampa Bay, Dec. 11...At Arizona, Dec. 18, started and recorded seven receptions for 52 yards, including a fourth quarter four-yard TD. Tied club rookie single-season record for TD receptions (8, Colston-2006 and WR Donte' Stallworth-2002)...Started and recorded six receptions for 98 yards, including a 46-yard grab vs. Tampa Bay, Dec. 24...In finale at Atlanta, 1/1/17, started and tied a career-high with 10 receptions for 156 yards with one TD...Set team single-season rookie record for receptions, receiving yardage and receiving touchdowns, also leading all NFL rookies in all three categories with the receptions total second all-time for a rookie behind Anquan Boldin's 101 in 2003.

COLLEGE - Played in 39 games with 27 starts, record-

ing 113 catches for 1,602 yards (14.2 avg.) with 18 touchdowns...Caught at least one pass in each of his last 29 games to close out his college career and had at least four receptions in 10 contests...Third-team All-Big Ten as a redshirt junior when he started all 13 games and led Buckeyes with 56 catches for 781 yards

and nine TDs, tied for second in Big Ten...Leading receiver for the 2014 College Football Playoff Champions with 54 catches in 15 games with 14 starts...Second on squad with 799 receiving yards and with nine TDs...Redshirted in 2013... Played in 11 games as true freshman for the undefeated Buckeyes in 2012 and finished with three receptions for 22 yards...Graduated with a bachelor's degree in sports industry.

PERSONAL - Thomas produced a highlight reel of a 2010 senior campaign at Taft Charter (Woodland Hills, Calif.) HS when he caught 86 passes, 21 of which went for touchdowns...Played at Oaks Christian School (Westlake Village, Calif.) as a freshman...Attended Fork Union (Va.) Military Academy in the Fall of 2011 (and roomed with future Ohio State teammate Cardale Jones)...Nephew to former NFL star Keyshawn Johnson...Participated in a Christmas shopping spree for local children sponsored by teammates Mark Ingram and Thomas Morstead and their foundations in 2017...Participated in the Touchdown Club of New Orleans' annual crawfish boil in 2016...Partnered with the Salvation Army to host a holiday dinner for underprivileged youth in 2017...Worked with several teammates in the 2019 offseason in helping a local disabled man improve his home alongside volunteers from Rebuilding together to install a wheelchair ramp...Served as a Coach at Steve Gleason's youth football camp in the 2019 offseason.

MICHAEL THOMAS

Year	Team	GP	GS	RECEIVING					Lg	TD
				No	Yds	Avg				
2016	New Orleans	15	12	92	1,137	12.4			46	9
2017	New Orleans	16	14	104	1,245	12.0			43	5
2018	New Orleans	16	16	125	1,405	11.2			72t	9
NFL Totals		47	42	321	3,787	11.8			72t	23

ADDITIONAL STATISTICS: Miscellaneous Fumble Recoveries – (2018, 1) **Total: 1**; Special Teams Tackles – (2017, 1) **Total: 1**

CAREER HIGHS: Receptions – 16, vs. Tampa Bay (9/9/18); Receiving Yards – 211, vs. Los Angeles Rams (11/4/18); Long Reception – 72t, vs. Los Angeles Rams (11/4/18); Receiving TDs – 2 (4x), last at Cincinnati (11/11/18).

POSTSEASON

Year	Team	GP	GS	RECEIVING					Lg	TD
				No	Yds	Avg				
2017	New Orleans	2	2	15	216	14.4			46	2
2018	New Orleans	2	2	16	207	12.9			42	1
NFL Totals		4	4	31	423	13.6			46	3

ADDITIONAL POSTSEASON STATISTICS: Miscellaneous Tackles – (2017, 1); (2018, 1) **Total: 2**.

CAREER HIGHS: Receptions – 12, vs. Philadelphia (1/13/19); Receiving Yards – 171, vs. Philadelphia (1/13/18); Long Reception – 46, vs. Carolina (1/7/18); Receiving TDs – 2, at Minnesota (1/14/18).



CAMERON TOM

HEIGHT: 6-4 • WEIGHT: 300
COLLEGE: SOUTHERN MISSISSIPPI
JOINED SAINTS: FA-17
NFL EXPERIENCE: 3
BORN: 6/21/95

63
G/C

NFL CAREER – An undrafted free agent in 2017, this third-year pro played in 11 regular season games and both postseason contests with one start in 2018 after starting his career on the practice squad. The Baton Rouge native will compete for more extensive playing time in 2019.

CAREER TRANSACTIONS – Signed to active roster from practice squad, 10/25/17; Signed to practice squad, 9/3/17; Waived, 9/2/17; Agreed to terms on a three-year contract, 5/1/17.

2018 – Appeared in 11 regular season games and both postseason contests with one start, contributing on offense and special teams. Made his NFL regular season debut and contributed on special teams at Atlanta, Sept. 23...Played at left guard in place of an injured Josh LeRibeus and on special teams at Baltimore, Oct. 21... Played on offense and special teams, stepping in at C for starter Max Unger who left the game in the third quarter at Carolina, Dec. 17...Made his first career start at RG vs. Carolina, Dec. 30. **2017** – After starting the season on the practice squad, was inactive for the last ten regular season games and both playoff contests.

COLLEGE – Two-time first-team All-Conference USA selection from 2015-16, started 48 consecutive contests at Southern Mississippi and opened all 16 games at C as a senior...Graduated with a bachelor's degree in finance.

PERSONAL – Named to the *Baton Rouge Advocate's* All-District 5 first-team and also tabbed as both Honorable Mention All-State and first-team All-Metro as a senior in 2012 at Catholic (Baton Rouge, La.) HS...Saw action at both tackle and guard...Also a member of the Catholic track & field team, for whom he helped the Bears win the 2011 and 2013 District Championship, capturing All-District in the shotput...Father, Michael is a mathematics professor at Louisiana State University and mother Vanessa works in the Information Technology department...Father's a Jos, Nigeria native, who arrived in the United States on a Fulbright Scholarship to Penn State, where he became exposed to football...Younger brother, Zachary is a lineman at Wake Forest...Born Cameron Shainaan Tom on June 21, 1995 in Baton Rouge, La.

CAMERON TOM

Games Played/Started: New Orleans – (2018, 11/1) NFL Totals: 11/1.

POSTSEASON

Games Played/Started: New Orleans – (2018, 2/0) NFL Totals: 2/0.



LARRY WARFORD

HEIGHT: 6-3 • WEIGHT: 317
COLLEGE: KENTUCKY
JOINED SAINTS: UFA-17 (DET)
NFL EXPERIENCE: 7
BORN: 6/18/91

67
G

NFL CAREER - Originally selected by the Detroit Lions in the third round of the 2013 NFL Draft (65th overall) out of Kentucky, this seventh-year guard brought size, strength and foot quickness to the Saints' offensive line. Since signing with the Saints in 2017, he's started all 29 regular season games he's appeared in and all four postseason contests at right guard. Warford was named to his second consecutive Pro Bowl in 2018, after the Saints ranked third in the league in scoring offense and surrendered only 20 sacks, the second-fewest in the league.

CAREER TRANSACTIONS - Agreed to terms with New Orleans Saints on a four-year contract (UFA-DET), 3/10/17; Signed by Detroit to a four-year contract, 5/10/13; Selected in the third round (65th overall) of the 2013 NFL Draft by Detroit Lions.

HONORS - **2018**: Pro Bowl; Ford Tough/NFL.com Offensive Line of the Week (Week Ten). **2017**: Pro Bowl; **2013**: All-Rookie (PFWA and Bleacher Report).

2018 - Started all 15 regular season games and both postseason contests at right guard and was named to his second consecutive Pro Bowl for the NFL's third ranked scoring offense. The Saints offensive line gave up only 20 sacks in 2018, second-fewest in the league...Vs. L.A. Rams, Nov. 4, blocked for an offense that did not surrender a sack for second consecutive week and gained 487 total net yards...At Cincinnati Nov. 11, part of an offense that did not surrender a sack for third consecutive week gained over 500 total yards...Vs. Philadelphia, Nov. 18, part of an offensive line that did not surrender a sack for fourth consecutive week and gained over 500 total yards...In the NFC Divisional playoff game vs. Philadelphia, 1/13/19, paved the way for the Saints rushing attack that recorded 137 yards on the ground. **2017** - Started all 14 regular season games and both postseason contests at right guard for New Orleans as he was named to his first career Pro Bowl for the NFL's second-ranked offense, the only one to be ranked in the top five in rushing (fifth) and passing (fifth). **2016** - Made 15 starts at right guard, missing one game (hip)...Inactive vs. L.A. Rams, Oct. 16...Vs. Washington, Oct. 23, helped the Lions offense complete a fourth quarter game-winning drive for the third consecutive week...Was part of an offensive line that helped the Lions score two passing touchdowns and net 422 total yards in a 28-13 victory at New Orleans, Dec. 4. **2015** - Started all 13 games he played, blocking for an offense that ranked ninth in the NFL with 4,212 passing yards. **2014** - Started all 13 games he appeared in, missing three games due to a knee injury...Contributed to an offense that gained 417 total yards vs. N.Y. Giants, Sept. 8...Inactive

in Weeks 11-13 with a knee injury...Returned from injury as a key component of offensive line that helped control the ball for more than 36 minutes vs. Tampa Bay, Dec. 7...Inactive in the NFC Wild Card game at Dallas, 1/4/15. **2013** - Started all 16 games at right guard as a rookie and helped pave the way for the Lions to average 392.1 net yards per game, the sixth-best mark in the league, and 15 rushing touchdowns. Part of an offensive line unit that ranked second in the NFL in sacks allowed (23)...Started his first NFL game at right guard in Week One vs. Minnesota, Sept. 8, and helped the Lions gain 481 yards of total offense... Blocked for Detroit to gain 448 yards and score three touchdowns vs. Washington, Sept. 22...Key cog in the offensive line play that helped the Lions set a team single-game record by accumulating 638 total offensive yards (143 rushing, 480 passing) vs. Dallas, Oct. 27...Blocked for Detroit's running backs as the Lions gained 241 yards on the ground vs. Green Bay, Nov. 28.

COLLEGE - Started 37-of-47 games at Kentucky and earned All-SEC accolades all four years of his career...In three seasons as the starting right guard, led the SEC interior blockers with an 88.47-percent grade for blocking consistency and registered 36 TD-resulting blocks...As senior, received All-American Second Team and All-SEC honors from The NFL Draft Report as the watch list member for the Outland Trophy and Lombardi Award after starting all 12 games at right guard, pacing the Wildcats with 48 knockdowns and 13 TD-resulting blocks as he didn't allow a sack...As a junior, named All-SEC second-team by league coaches as he led the league's interior blockers with a blocking consistency grade of 87.5-percent. Of the 21 Wildcat touchdowns in 2011, Warford paced the Wildcats with 13 TD-resulting blocks. Allowed just one of the team's 35 sacks...As a sophomore, took over starting right guard duties and started all 13 games to achieve All-SEC Second Team recognition. Of the 21 Wildcat touchdowns in 2011, paced Kentucky with 13 TD-resulting blocks. Contributed to Kentucky's 427.85 ypg. avg., 27th-best in the nation...As a freshman, appeared in 10 games as a reserve right guard. Named to SEC All-Freshman team...Community communications and leadership development major.

PERSONAL - First attended Oceanside (Calif.) HS where he lettered in basketball as a freshman and sophomore...During his second season at the school, he also earned a starting job at offensive tackle for the football team...Moved with his family to Richmond, Kentucky prior to his junior season and enrolled at Madison Central HS...Lettered twice in football at Madison Central and earned second-team All-State honors from the Associated Press as a junior and first-team All-State accolades from the *AP* and *Louisville Courier-Journal* as a senior...Concluded prep career by playing in the Kentucky East-West All-Star Game...Born Lawrence Warford on June 18, 1991 in San Diego, Calif.

LARRY WARFORD

Games Played/Started: Detroit - (2013, 16/16); (2014, 13/13); (2015, 13/13); (2016, 15/15) **New Orleans** - (2017, 14/14); (2018, 15/15) **NFL Totals: 86/86; Saints Totals: 29/29.**

POSTSEASON

Games Played/Started: Detroit - (2016, 1/1) **New Orleans** - (2017, 2/2); (2018, 2/2) **Totals: 5/5; Saints Totals: 4/4.**



DWAYNE WASHINGTON

HEIGHT: 6-1 • WEIGHT: 223

COLLEGE: WASHINGTON

JOINED SAINTS: FA-18

NFL EXPERIENCE: 4

BORN: 4/24/94

27

RB

NFL CAREER - Drafted by the Detroit Lions in the seventh round (236th overall) of the 2016 NFL Draft out of the University of Washington, Dwayne Washington joined the Saints practice squad at the start of the 2018 season. Elevated to the active roster during Week four, he provided a boost on special teams recording two special team stops and recovering a blocked punt and when called upon rushed for 154 yards on 27 carries (5.7 avg.). In 2019, Washington looks to provide size and quickness to the Saints' versatile stable of running backs.

CAREER TRANSACTIONS - Promoted by New Orleans Saints to active roster from practice squad, 9/28/18; Signed by Saints to practice squad, 9/2/18; Waived by Lions, 9/1/18; Signed by Lions to four-year contract, 5/6/16; Selected by Detroit Lions in the seventh round (236th overall) of the 2016 NFL Draft.

2018 - Appeared in 13 games mainly on special teams, posting two tackles and a recovery of a blocked punt. In spot duty on offense, carried the ball 27 times for 154 yards (5.7 avg.)...Recovered a punt blocked by Taysom Hill at Tampa Bay, Dec. 9, as the Saints clinched the NFC South title...Vs. Carolina, Dec. 30, played on offense and special teams, setting a career-high with 108 yards rushing on 11 carries. He also tied a career-high with a 28-yard rush. **2017** - Carried 20 times for 44 yards and caught two passes for 14 yards in five games. **2016** - In his rookie season for Detroit, played in 12 games with two starts, carrying 90 times for 265 yards, catching ten passes for 62 yards and returning two kickoffs for 46 yards...Appeared in his first career game, scoring his first career touchdown on a one-yard rush in the regular season opener at Indianapolis, Sept. 11...Carried four times for 31 yards in Week 2 vs. Tennessee, Sept. 18, with a long of 28...Rushed for 38 yards and a long of nine at Green Bay, Sept. 25...In Week Nine at Minnesota, Nov. 6, rushed for 26 yards with a long of eight in the Lions' 22-16 overtime victory...In Week 13 at New Orleans, Dec. 4, rushed for 21 yards on seven attempts with a long of five. Also caught two passes for a career-high 19 yards, including a career-long 11-yard reception before leaving the game early due to an ankle injury...Made his first career start vs. Chicago, Dec. 11, rushing for 64 yards on a career-high 16 attempts with a long of 12. Also recorded one reception for 10 yards in the Lions' 20-17 victory...Started for the second consecutive game in Week 15 at N.Y. Giants, Dec. 18. Led the team in rushing yards with 31 yards and a long of 12. Also caught two passes for nine yards...In Week 16 at Dallas, Dec. 26, rushed for 22 yards on seven attempts with a long of nine. Also recorded one reception for four yards.

VETERANS

COLLEGE - Even though he only played three seasons for the Huskies, Washington displayed a rare blend of size and speed while averaging six yards per carry on 266 rushing attempts for 1,311 yards and 17 touchdowns in his career.

PERSONAL - Finished his senior season at Gahr (Calif.) HS with 66 catches for 1,338 yards and 15 touchdowns...Also a sprinter and long-jumper in track for the Gladiators.

DWAYNE WASHINGTON

Year	Team	RUSHING							RECEIVING				
		GP	GS	Att	Yds	Avg	Lg	TD	No	Yds	Avg	Lg	TD
2016	Detroit	12	2	90	265	2.9	28	1	10	62	6.2	11	0
2017	Detroit	5	0	20	44	2.2	6	0	2	14	7.0	10	0
2018	New Orleans	13	0	27	154	5.7	28	0	0	0	-	-	0
NFL Totals		30	2	137	463	3.6	28	1	12	76	6.3	11	0

ADDITIONAL STATISTICS: **Kickoff Returns** - (2016, 2 returns for 46 yards, 23.0 avg., 25 LG); (2017, 2 returns for 31 yards, 15.5 avg., 18 LG) **Total: 4 returns for 77 yards, 19.3 avg., 25 LG; Special Teams Tackles** - (2017, 4); (2018, 2) **Total: 6; Blocked Punt Recoveries** - (2018, 1) **Total: 1.**

CAREER HIGHS: **Rushes** - 16, vs. Chicago (12/11/16); **Rushing Yards** - 108, vs. Carolina (12/30/18); **Long Rush** - 28, vs. Tennessee (9/18/16) and vs. Carolina (12/30/18); **Rushing TDs** - 1, at Indianapolis (9/11/16); **Receptions** - 2 (3x), last at New York Giants (12/18/16); **Receiving Yards** - 19, at New Orleans (12/4/16); **Long Reception** - 11, at New Orleans (12/4/16); **Total Yards From Scrimmage** - 108, vs. Carolina (12/30/18); **Kickoff Returns** - 2, vs. Arizona (9/10/17); **Kickoff Return Yards** - 31, vs. Arizona (9/10/17); **Kickoff Return Long** - 25, vs. Tennessee (9/25/16); **All-Purpose Yards** - 108, vs. Carolina (12/30/18); **Special Teams Tackles** - 2, vs. Cleveland (11/12/17).

POSTSEASON

Year	Team	RUSHING							RECEIVING				
		GP	GS	Att	Yds	Avg	Lg	TD	No	Yds	Avg	Lg	TD
2016	Detroit	1	0	0	0	-	-	0	0	0	-	-	0
NFL Totals		1	0	0	0	-	-	0	0	0	-	-	0



KAYVON WEBSTER

HEIGHT: 5-11 • WEIGHT: 193
COLLEGE: SOUTH FLORIDA
JOINED SAINTS: UFA-19 (HOU)
NFL EXPERIENCE: 7
BORN: 2/1/91

39

CB

NFL CAREER - Selected by the Denver Broncos in the third round of the 2013 NFL Draft (90th overall) out of the University of South Florida, Webster was signed by New Orleans near the end of the 2019 offseason to compete alongside a young defensive backfield and provide depth at the cornerback position and on special teams, as well as provide leadership for both groups. Over his NFL career, which has included stops in Denver, the Los Angeles Rams and Houston, he's appeared in 65 games with 13 starts. The South Florida native has

totalled 102 tackles (92 solo), two tackles for loss, two interceptions, 21 passes defended and 20 special teams stops. Webster has also appeared in seven post-season contests, making two solo tackles, one pass defended and two special teams stops.

CAREER TRANSACTIONS - Signed by the New Orleans Saints (UFA-HOU), 6/11/19; Placed on Injured Reserve by Houston, 12/24/18; Activated from Injured Reserve by Houston, 12/22/18; Placed on Injured Reserve by Houston, 10/9/18; Signed by the Houston Texans to a one-year contract, 8/27/18; Waived by the Rams, 4/6/18; Placed on Injured Reserve by the Rams, 12/12/17; Signed by the Los Angeles Rams (UFA-Den.), 4/14/17; Placed on Injured Reserve by the Broncos, 12/28/16; Signed by the Broncos to a four-year contract, 6/13/13; Selected by the Denver Broncos in the third round of the 2013 NFL Draft (90th overall).

2018 - Played in two games with two starts for Houston, recording one solo tackle vs. Dallas, Oct. 7...Inactive for Weeks 1-3 and made a Week Five debut vs. Cowboys, before being placed on Injured Reserve (quadriceps)...Returned to action again to start at Philadelphia, Dec. 23, before being placed on season-ending Injured Reserve, Dec. 24. **2017** - Started 11 games for the Rams before being placed on Injured Reserve, Dec. 12...Matched career-high with 38 tackles (34 solo), one interception and seven passes defended...Tallied season-high and career-high six solo tackles at Dallas, Oct. 10 and at Jacksonville, Oct. 15...Intercepted Eagles QB Carson Wentz to set up a two-yard touchdown run for RB Todd Gurley vs. Philadelphia, Dec. 12. **2016** - Elected special teams captain by Bronco teammates prior to the season...Appearing primarily on special teams totaling four tackles...Played in 13 games with four defensive tackles (three solo) and added one tackle for loss and a pass defended. **2015** - Played in 15 games for the Broncos en route to victory in Super Bowl 50...Appeared in all three post-season contests...Tied for the team lead with nine special teams tackles during the regular season...Recorded two tackles and one pass defended vs. New England in AFC Championship, 1/24/16. **2014** - Tallied 19 tackles (18 solo) and two passes defended in 12 games. **2013** - Played in 14 games with two starts as rookie for Broncos...Compiled 38 total tackles (34 solo), nine passes defended, an interception, a tackle for loss and a forced fumble...Appeared in all three post-season contests, including Super Bowl XLVIII...Made first career start vs. Dallas, Oct. 6 and forced a Cowboys WR Dez Bryant fumble which led to a Broncos touchdown...Intercepted Jaguars QB Chad Henne and recorded one pass defended and one tackle for loss vs. Jacksonville, Oct. 13.

COLLEGE - Played four season (2009-12) at South Florida...Appeared in 49 career games with 32 starts at cornerback for the Bulls...Recorded 190 tackles (136 solo), 15 pass breakups, 8.5 tackles for loss, four forced fumbles, three interceptions, two sacks and two fumble recoveries...As a senior in 2012, led the team with 82 tackles, two sacks, four tackles for loss, six pass breakups and three forced fumbles...Earned second-team All-Big East honors as a junior after posting 49 total tackles, seven pass breakups, two interceptions, one forced fumble and a fumble recovery...Recorded 29 total tackles and one tackle for loss in 13 games with four starts as a sophomore in 2010...Played in 13 games with six starts as a true freshman, tallying 30 tackles, 2.5 tackles for loss, two pass breakups, one interception and one fumble recovery...Graduated with a degree in health science.

VETERANS

PERSONAL – Attended Monsignor Pace (Miami Gardens, Fla.) HS, where he earned first-team All-Dade County honors twice...Named the *Miami Herald's* Miami-Dade Defensive Player of the Year as a senior in 2008...Caught 30 passes for 500 yards and eight touchdowns as a junior wide receiver, adding 65 tackles, four sacks, seven forced fumbles and 10 fumble recoveries as a defensive back... Born February 1, 1991 in Miami, Fla.

KAYVON WEBSTER

Year	Team	GP	GS	Tot	TACKLES			Yds	INTERCEPTIONS					FUMBLES		
					Solo	Asst	Sk		No	Yds	Lg	TD	PD	FF	FR	Yds
2013	Denver	14	2	38	34	4	0.0	0.0	1	10	0	0	9	1	0	0
2014	Denver	12	0	19	18	1	0.0	0.0	0	0	0	0	2	0	0	0
2015	Denver	15	0	2	2	0	0.0	0.0	0	0	0	0	2	0	0	0
2016	Denver	13	0	4	3	1	0.0	0.0	0	0	0	0	1	0	0	0
2017	L.A. Rams	11	11	38	34	4	0.0	0.0	1	0	0	0	7	0	0	0
2018	Houston	2	2	1	1	0	0.0	0.0	0	0	0	0	0	0	0	0
NFL Totals		67	15	102	92	10	0.0	0.0	2	10	10	0	21	1	0	0

ADDITIONAL STATISTICS: Special Teams Tackles – (2013, 3); (2014, 4); (2015, 9); (2016, 4) Totals - 20.

CAREER HIGHS: Tackles – 6 (2x), at Dallas (10/10/17) and at Jacksonville (10/15/17); Interceptions – 1 (2x), vs. Philadelphia (9/24/17) and vs. Jacksonville (10/13/13); Interception Return Yards – 10, vs. Jacksonville (10/13/13); Passes Defensed – 2 (2x), last vs. New Orleans (11/26/17); Forced Fumbles – 1, at Dallas (10/6/13); Special Teams Tackles – 2 (2x), last at Indianapolis (11/8/15).

POSTSEASON

Year	Team	GP	GS	Tot	TACKLES			Yds	INTERCEPTIONS					FUMBLES		
					Solo	Asst	Sk		No	Yds	Lg	TD	PD	FF	FR	Yds
2013	Denver	3	0	0	0	0	0.0	0.0	0	0	0	0	0	0	0	0
2014	Denver	1	0	0	0	0	0.0	0.0	0	0	0	0	0	0	0	0
2015	Denver	3	0	2	2	0	0.0	0.0	0	0	0	0	1	0	0	0
NFL Totals		1	0	2	2	0	0.0	0.0	0	0	0	0	1	0	0	0

ADDITIONAL POSTSEASON STATISTICS: Special Teams Tackles – (2015, 2) Totals - 2.

POSTSEASON CAREER HIGHS: Tackles – 2, vs. New England (1/24/16); Solo Tackles – 2, vs. New England (1/24/16); Passes Defensed – 1, vs. New England (1/24/16); Special Teams Tackles – 1 (2x), last vs. Carolina (2/7/16).



MARCUS WILLIAMS

HEIGHT: 6-1 • WEIGHT: 195

COLLEGE: UTAH

JOINED SAINTS: D2-17

NFL EXPERIENCE: 3

BORN: 9/8/96

43

S

NFL CAREER – After being selected in the second round of the 2017 NFL Draft (42nd overall) out of the University of Utah, this instinctive safety has started all 31 regular season games he has appeared in at free safety, totaling 125 tackles, one sack, six interceptions, nine passes defensed, one forced fumble, one

fumble recovery and six special teams stops. Williams looks to build on his first two NFL seasons and continue to grow with one of the NFL's most talented defensive backfields heading into 2019.

CAREER TRANSACTIONS - Signed by the Saints to a four-year contract, 6/2/17; Selected by the New Orleans Saints in the second round (42nd overall) of the 2017 NFL Draft.

2018 - Started all 16 games at free safety, totaling 55 tackles (46 solo), one sack, two interception returns for a club-best 100 yards, three passes defended, one forced fumble and one fumble recovery. Started both postseason contests and posted seven tackles (three solo)...Finished with three solo tackles, a pass defended and a fourth quarter interception return for 22 yards with New Orleans trailing 12-10 vs. Cleveland, Sept. 16. Added a special teams tackle...Tallied four tackles (three solo) and one interception brought back 78 yards, helping set up a Saints touchdown with two seconds before halftime at Cincinnati, Nov. 11... Recorded a strip sack, forced fumble and recovery with five solo tackles vs. Atlanta, Nov. 22. **2017** - Started all 15 games he appeared in as a rookie, posting 70 tackles (56 solo), four interceptions, six pass deflections and two passes defended. Led all rookie safeties in interceptions and was ranked second for a rookie safety in total tackles and passes defended. The talented safety posted his first career postseason interception, which was the only pick made by a rookie in the 2017 postseason...In opener at Minnesota, Sept. 11, started at free safety in his first NFL game and recorded five tackles...At Carolina, Sept. 24, started in a three-safety set and made two assisted tackles, his first career interception and one pass defended...Tied for team lead with five tackles (five solo) and added one coverage stop at Miami in London's Wembley Stadium, Oct. 1...At L.A. Rams, Nov. 26, recorded six tackles (five solo)...At Atlanta Dec. 7, recorded six tackles (five solo), a 12-yard interception return and a pass defended...Started and saw action on special teams and posted five tackles (four solo) and a coverage stop vs. N.Y. Jets, Dec. 17...In Christmas Eve victory vs. Atlanta Dec. 24, Recorded five tackles (four solo)...Finished with a career-high eight tackles (career-high seven solo), a career-high two interceptions and a career-best two passes defended at Tampa Bay, Dec. 31...Started both postseason games...In NFC Wild Card Playoff win vs. Carolina, 1/7/18, recorded eight tackles (six solo) and one pass defended...Finished with five tackles, one interception and two passes defended in NFC Divisional Playoff at Minnesota, 1/14/18.

COLLEGE - Productive three-year letterman at Utah who became a contributor immediately and started his last two seasons for a rising Pac-12 program. An All-Pac 12 selection his final two years and he departed with 11 interceptions, including five each in his sophomore and junior campaigns. His career totals in 37 contests with 30 starts included 189 stops, four tackles for loss, 19 passes defended, four forced fumbles and three fumble recoveries...In his final campaign at Utah, Williams opened all 11 games he played in and finished with 64 tackles, one tackle for loss, five picks, eight passes defended, two forced fumbles and two fumble recoveries as he was a second-team Pro Football Focus All-American and a second-team All-Pac-12 selection...Graduated in 2019 with a bachelor's degree in sociology.

VETERANS

PERSONAL – Was a first-team All-Big VIII selection at Eleanor Roosevelt (Eastvale, Calif.) HS...60 tackles, six interceptions (returned for 175 yards), one pass breakup and a forced fumble senior season...41 receptions for 924 yards (22.5 avg.) and nine touchdowns on offense...216 receiving yards and two TDs as a junior...Also played basketball and competed in track and field...6'5" best high jump...Had a 4.0 grade point average in high school...Enjoys fishing...Participated in the club's Chevron Boys and Girls Club Christmas party for local youth...Held a youth football camp at his high school in June 2018 and 2019...In April, spoke to student at Our Lady of Prompt Succor School in Chalmette about the importance of education...In May, 2018, participated in the #DoRight4LA event at the NFL YET Center with local youth...Marcus Alan Williams was born Sept. 8, 1996 in Ponoma, Calif.

MARCUS WILLIAMS

Year	Team	GP	GS	Tot	TACKLES			Yds	INTERCEPTIONS					FUMBLES		
					Solo	Asst	Sk		No	Yds	Lg	TD	PD	FF	FR	Yds
2017	New Orleans	15	15	70	56	14	0.0	0.0	4	12	12	0	6	0	0	0
2018	New Orleans	16	16	55	46	9	1.0	6.0	2	100	78	0	3	1	1	0
NFL totals		31	31	125	102	23	1.0	6.0	6	112	78	0	9	1	1	0


ADDITIONAL STATISTICS: Special Teams Tackles – (2017, 2); (2018, 4) **Total: 6.**

CAREER HIGHS: Tackles – 8, at Tampa Bay (12/31/17); **Solo Tackles** – 7, at Tampa Bay (12/31/17); **Sacks** – 1, vs. Atlanta (11/22/18); **Interceptions** – 2, at Tampa Bay (12/31/17); **Passes Defensed** – 2, at Tampa Bay (12/31/17); **Forced Fumbles** – 1, vs. Atlanta (11/22/18); **Fumble Recoveries** – 1, vs. Atlanta (11/22/18); **Special Teams Tackles** – 1 (6x), last vs. Washington (10/8/18).

POSTSEASON

Year	Team	GP	GS	Tot	TACKLES			Yds	INTERCEPTIONS					FUMBLES		
					Solo	Asst	Sk		No	Yds	Lg	TD	PD	FF	FR	Yds
2017	New Orleans	2	2	13	9	4	0.0	0.0	1	12	12	0	3	0	0	0
2018	New Orleans	2	2	7	3	4	0.0	0.0	0	0	0	0	0	0	0	0
NFL totals		4	4	20	12	8	0.0	0.0	1	12	12	0	3	0	0	0

POSTSEASON CAREER HIGHS: Tackles – 8, vs. Carolina (1/7/18); **Solo Tackles** – 6, vs. Carolina (1/7/18); **Sacks** – 0; **Interceptions** – 1, at Minnesota (1/14/18); **Passes Defensed** – 2, at Minnesota (1/14/18).



P.J. WILLIAMS

HEIGHT: 6-0 • WEIGHT: 196
COLLEGE: FLORIDA STATE
JOINED SAINTS: D38-15
NFL EXPERIENCE: 5
BORN: 6/1/93

26
CB

NFL CAREER – Selected in the third round of the 2015 NFL Draft out of Florida State, P.J. Williams rebounded the past two campaigns after missing the majority of his first two seasons. He has appeared in 33 career games with 14

starts, posting career totals of 106 tackles (83 solo), one sack, three interceptions, one returned 45 yards for a touchdown, 20 passes defended and two forced fumbles. In four postseason contests with two starts, he has added 16 tackles (13 solo) and four passes defended. After primarily serving in the nickel role in 2018, Williams returns following a season where he showed significant progress with his coverage skills.

CAREER TRANSACTIONS - Agreed to terms on a one-year contract, 4/2/19; Placed on reserve/injured, 9/21/16; Placed on reserve/injured, 9/1/15; Signed to a four-year contract, 5/12/15; Selected by the Saints in the third round (78th overall) of the 2015 NFL Draft.

HONORS - **2018:** NFC Defensive Player of the Week (Week Eight).

2018 - Williams played in 15 regular season games with six starts and posted a career-high 53 tackles (44 solo), one sack, a 45-yard interception return for a touchdown, nine passes defended and one forced fumble...Opened both postseason contests in the club's run to the NFC Championship game and posted 11 tackles (nine solo) and two passes defended....Posted season-high seven tackles (five solo) and a forced fumble at N.Y. Giants, Oct. 30...With his 45-yard pick brought back for a score in the club's 30-20 win over Minnesota to go with six tackles (four solo), Oct. 28, selected as the NFC Defensive Player of the Week for Week Eight...Started and tied a career-high with three passes defended in a six-tackle (five solo) effort vs. L.A. Rams, Nov. 4...Posted six tackles (five solo), one sack for a ten-yard loss, one pass defended and one forced fumble on Thanksgiving night vs. Atlanta, Nov. 22. **2017** - Played in all 16 regular season games and started six. Recorded 47 tackles (34 solo), nine passes defended and two interception returns for seven yards. In two postseason contests made five tackles (four solo) and two passes defended...In opener at Minnesota, Sept. 11, started and finished with eight tackles (four solo)...Vs. New England, Sept. 7, started and finished with career-high ten tackles (career-high eight solo) and one pass defended...At Carolina, Sept. 24, started and had three tackles (two solo), his first career interception, which took place in the second quarter and one pass defended...Vs. Tampa Bay, Nov. 5, had two assisted tackles and one pass defended...Vs. Washington, Nov. 19, posted eight tackles (five solo)...At L.A. Rams, Nov. 26, started in Marshon Lattimore and Ken Crawley's absence and had three solo tackles, one interception and a career-high three passes defended...Vs. Carolina, Dec. 3, started at RCB in substitute for Lattimore and had four solo tackles...At Atlanta, Dec. 7, saw action as the third CB and posted two solo tackles and one pass defended...At Tampa Bay, Dec. 31, started in a multiple-DB formation and posted four solo tackles and a pass defended. **2016** - Started first two contests and recorded six tackles (five solo) and two passes defended before being sidelined for season's last 15 weeks following a concussion suffered at N.Y. Giants, Sept. 18. **2015** - Missed most of training camp and the entire regular season (hamstring).

COLLEGE - Started 24 of the 40 games in which he played at Florida State from 2012-14 before declaring for the NFL Draft after his junior year...Recorded 123 tackles (82 solo) with one sack, four interceptions with one returned for a touchdown, 18 passes defended, a forced fumble and a fumble recovery...As a junior in 2014, started all 13 games he played in, finishing with 74 tackles (52 solo), one

sack, 6.5 tackles for loss, one interception, 10 passes defended, one forced fumble and a fumble recovery. Semifinalist for Thorpe Award, *USA Today* All-America second-team selection and a first-team All-ACC selection...As a sophomore in 2013, blossomed into one of the ACC's best defensive backs, earning All-ACC honorable mention honors from conference media and coaches. Captured Defensive MVP honors in BCS National Championship Game vs. Auburn after making seven tackles, including a half-tackle for loss and interception on consecutive plays at the start of the fourth quarter when the Seminoles trailed 21-13. Pick of Auburn QB Nick Marshall provided a spark and led to an FSU TD. In 13 games with 11 starts, he recorded 35 tackles (21 solo), 1.5 tackles for loss, three interceptions and seven passes defended. A key member of the nation's number one-ranked pass defense (156.6 ypg.) and third-ranked total defense (281.4 ypg.). FSU also led the nation in interceptions (26) and scoring defense (12.1 ppg.)...As a freshman, played in 14 games, posting 14 tackles and one pass defended.

PERSONAL – Played safety and wide receiver for Vanguard (Ocala, Fla.) HS and was named school's first-ever Under Armour All-American...Recorded 52 tackles as a senior and earned AP Class 6A All-State first-team honors as a defensive utility player...Played in Under Armour All-America game...Named *Ocala Star-Banner* first-team All-County, to the Super 75 by the *Florida Times-Union* and ranked number 52 on the *Orlando Sentinel's* 2012 Florida Top 100...Has been clocked with sub 4.4 time in 40-yard dash...Earned All-County honors as a junior after logging 83 tackles and an interception as the starting safety...Posted a county-best 33.8-yards-per-return average on kickoffs, including a school-record four touchdowns as a sophomore...Served as a speaker at the 2015 New Orleans Saints/NFL High School Coaches Forum.

P.J. WILLIAMS


Year	Team	GP	GS	Tot	TACKLES			Yds	INTERCEPTIONS					FUMBLES		
					Solo	Asst	Sk		No	Yds	Lg	TD	PD	FF	FR	Yds
2015	New Orleans								INJURED RESERVE							
2016	New Orleans	2	2	6	5	1	0.0	0.0	0	0	0	0	2	0	0	0
2017	New Orleans	16	6	47	34	13	0.0	0.0	2	7	7	0	9	0	0	0
2018	New Orleans	15	6	53	44	9	1.0	10.0	1	45	45t	1	9	2	0	0
NFL totals		33	14	106	83	23	1.0	10.0	3	52	45t	1	20	2	0	0

CAREER HIGHS: **Tackles** – 10, vs. New England (9/17/17); **Solo Tackles** – 8, vs. New England (9/17/17); **Sacks** – 1, vs. Atlanta (11/22/18); **Interceptions** – 1 (3x), last at Minnesota (10/28/18); **Passes Defended** – 3 (2x), at Los Angeles Rams (11/26/17) and vs. Los Angeles Rams (11/4/18); **Forced Fumbles** – 1 (2x) last vs. Philadelphia (11/18/18).

POSTSEASON

Year	Team	GP	GS	Tot	TACKLES			Yds	INTERCEPTIONS					FUMBLES		
					Solo	Asst	Sk		No	Yds	Lg	TD	PD	FF	FR	Yds
2017	New Orleans	2	0	5	4	1	0.0	0.0	0	0	0	0	2	0	0	0
2018	New Orleans	2	2	11	9	2	0.0	0.0	0	0	0	0	2	0	0	0
NFL totals		4	2	16	13	3	0.0	0.0	0	0	0	0	4	0	0	0

POSTSEASON CAREER HIGHS: **Tackles** – 8, vs. Los Angeles Rams (1/20/19); **Solo Tackles** – 7, vs. Los Angeles Rams (1/20/19); **Sacks** – 0; **Interceptions** – 0; **Passes Defended** – 1 (4x), last vs. Los Angeles Rams (1/20/19).



SYLVESTER WILLIAMS

HEIGHT: 6-2 • WEIGHT: 328
COLLEGE: NORTH CAROLINA
JOINED SAINTS: UFA-19 (MIA)
NFL EXPERIENCE: 7
BORN: 11/21/88

96
DL

NFL CAREER - Originally selected by the Denver Broncos in the first round (28th overall) of the 2013 NFL Draft, this six-year veteran brings depth to the interior of the New Orleans defensive line. Williams has appeared in 89 career games with 63 starts recording 128 tackles (87 solo), six sacks, two passes defended and one fumble recovery. Williams has also played in nine postseason games with seven starts, posting 13 stops (ten solo), one sack and one pass defense, opening two Super Bowls for Denver.

CAREER TRANSACTIONS - Signed by the Saints (UFA-Mia.), 5/13/19; Signed by the Dolphins, 10/31/18; Released by the Lions, 10/25/18; Signed by the Lions to a one-year contract, 3/21/18; Released by Tennessee, 3/17/18; Signed by the Titans to a three-year contract (UFA-Den.), 3/10/17; Signed to a four-year contract with the Broncos, 5/2/16; Selected by Denver in the first round (28th overall) of the 2013 NFL Draft.

2018 - Played in 14 games with four starts combined for the Detroit Lions and the Miami Dolphins and finished with 14 tackles (eight solo). **2017** - In his only season with the Tennessee Titans, played in 15 games with 11 starts and posted 20 tackles (12 solo)...Played in two postseason contests with one start and finished with seven tackles (six solo) and one sack...Posted his lone sack of the season when he dropped Alex Smith in the Titans AFC Wild Card Playoff win at Kansas City, 1/6/18. **2016** - Started all 16 games in his last season in Denver and had 29 tackles (20 solo), one sack and one pass defended...At Tampa Bay, Oct. 2, finished with two tackles and a sack. **2015** - Started all 15 regular season contests he played in and collected 25 tackles (18 solo) and three sacks...Opened all three postseason contests for the Super Bowl 50 Champion Broncos and made two stops (one solo) and one pass defended...Recorded three tackles (two solo), including one tackle for loss and one sack at Detroit, Sept. 27...Notched one sack, his second of the season vs. Minnesota, Oct. 4. Also recorded a season-high four tackles (three solo) and one quarterback hurry. **2014** - Finished second season in Denver with 21 tackles (17 solo) and one pass defended. **2013** - Played in 13 games (four starts) as a rookie and totaled 19 tackles (12 solo) and one fumble recovery in regular season finale at Oakland, Dec. 29...Recorded a career-best five tackles in Week 15 against San Diego, Dec. 12...Started all three games in the postseason and finished with three tackles (two solo).

COLLEGE - Williams started all 45 games played during his collegiate career

at the University of North Carolina (2011-12) and Coffeyville Community College (2009-10), totaling 184 tackles (84 solo), 15.5 sacks (89 yds.), one interception, five passes defended, two forced fumbles and four blocked kicks...Named a first-team All-America and All-Atlantic Coast Conference selection following his senior campaign for the Tar Heels in which his six sacks tied for the league lead among defensive tackles...Started all 13 games in his first season at North Carolina in 2011 and was the recipient of the team's Jeffrey Cowell Memorial Award given to the outstanding first-year player for the defense...Opened all 20 contests at Coffeyville C.C., working his way up from a walk-on in 2009 to a first-team All-Kansas Jayhawk Community College Conference pick in 2010...Graduated with a degree in communications.

PERSONAL - Williams played just one season of prep football at Jefferson City (Mo.) HS, making the team as a 310-pound senior and helping the school achieve a final ranking of No. 12 in the state and win the Freelance Football League title... Worked in the night shift at Modine Manufacturing Company, making radiator parts for large trucks before enrolling in junior college and pursuing a career in football...Sylvester L. Williams was born on Nov. 21, 1988, in St. Louis, Mo.

SYLVESTER WILLIAMS

Year	Team	TACKLES							INTERCEPTIONS					FUMBLES		
		GP	GS	Tot	Solo	Asst	Sk	Yds	No	Yds	Lg	TD	PD	FF	FR	Yds
2013	Denver	13	4	19	12	7	2.0	8.0	0	0	0	0	0	0	1	0
2014	Denver	16	13	21	17	4	0.0	0.0	0	0	0	0	1	0	0	0
2015	Denver	15	15	25	18	7	3.0	10.0	0	0	0	0	0	0	0	0
2016	Denver	16	16	29	20	9	1.0	7.0	0	0	0	0	1	0	0	0
2017	Tennessee	15	11	20	12	8	0.0	0.0	0	0	0	0	0	0	0	0
2018	Det.-Mia.	14	4	14	8	6	0.0	0.0	0	0	0	0	0	0	0	0
NFL Totals		89	63	128	87	41	6.0	25.0	0	0	0	0	2	0	1	0

ADDITIONAL STATISTICS: Blocked FG - (2015, 1) **Total: 1.**

CAREER HIGHS: Tackles - 5 (3x), last at Oakland (11/6/16); Sacks - 1 (6x), last at Tampa Bay (10/2/16); Interceptions - 0; Passes Defended - 1 (2x), last vs. Kansas City (11/27/16); Forced Fumbles - 0; Fumble Recoveries - 1, at Oakland (12/29/13); Blocked Field Goals - 1, at Oakland (10/11/15).

POSTSEASON

Year	Team	TACKLES							INTERCEPTIONS					FUMBLES		
		GP	GS	Tot	Solo	Asst	Sk	Yds	No	Yds	Lg	TD	PD	FF	FR	Yds
2013	Denver	3	3	3	2	1	0.0	0.0	0	0	0	0	0	0	0	0
2014	Denver	1	0	1	1	0	0.0	0.0	0	0	0	0	0	0	0	0
2015	Denver	3	3	2	1	1	0.0	0.0	0	0	0	0	1	0	0	0
2017	Tennessee	2	1	7	6	1	1.0	0.0	0	0	0	0	0	0	0	0
NFL Totals		9	7	13	10	3	1.0	0.0	0	0	0	0	1	0	0	0

POSTSEASON CAREER HIGHS: Tackles - 5, at New England (1/13/18); Sacks - 1, at Kansas City (1/6/18); Interceptions - 0; Passes Defended - 1, vs. Carolina (2/7/16); Forced Fumbles - 0; Fumble Recoveries - 0; Special Teams Tackles - 0.



ZACH WOOD

HEIGHT: 6-3 • WEIGHT: 255
COLLEGE: SOUTHERN METHODIST
JOINED SAINTS: FA-17
NFL EXPERIENCE: 3
BORN: 1/10/93

49
LS

NFL CAREER - Wood was signed as a free agent by the Saints prior to the 2017 season opener after spending parts of 2016 and 2017 competing for snapping duties with Dallas. Wood snapped for all punts and placekicks in all 16 regular season games and both postseason contests in 2018.

CAREER TRANSACTIONS - Signed by New Orleans Saints, 9/9/17; Waived by Dallas Cowboys, 9/2/17; Signed a reserve/future contract with Dallas, 1/16/17; Waived by Dallas, 9/1/16; Signed by Dallas as an undrafted rookie free agent, 5/24/16.

2018 - Handled snapping long snapping duties for all 16 regular season games and both postseason contests. **2017** - After spending the offseason and preseason with Dallas, signed by New Orleans, Sept. 9 and handled snapping duties for all 16 regular season games and both playoff contests. **2016** - Went to training camp with the Dallas Cowboys.

COLLEGE - Started 33-of-43 games he played over four seasons at Southern Methodist, tallying 137 tackles, 22 tackles for loss, nine sacks, two forced fumbles and three blocked kicks at defensive end...Played in ten games, starting nine and recorded 39 tackles with ten tackles for loss, 3.5 sacks, two pass deflections and three blocked kicks in 2015...Appeared in all 12 contests in 2014 and led team with four sacks to go along with 40 tackles...Played and started all 12 games at defensive end in 2013 and tied for fifth on team with 49 tackles and six tackles for loss, adding a sack and two forced fumbles...Appeared in nine games in 2012, making nine tackles and registering a half sack...Graduated with a bachelor's degree in applied physiology.

PERSONAL - A 2010 Class 4A All-State honorable mention selection at Rowlett (Texas) HS, totaling 115 tackles and ten sacks as senior...Participated in 2018 Saints Hall of Fame Golf Tournament in Biloxi, Miss. and the 2019 tournament at City Park.

ZACH WOOD

Games Played/Started: New Orleans - (2017, 16/0); (2018, 16/0) **NFL Totals: 32/0.**

POSTSEASON

Games Played/Started: New Orleans - (2017, 2/0); (2018, 2/0) **NFL Totals: 4/0.**

SAINTS 2019 DRAFT CHOICES



**ERIK
McCOY**

HEIGHT: 6-4 • WEIGHT: 315
COLLEGE: TEXAS A&M
DRAFTED: 2ND ROUND
(48TH OVERALL)
BORN: 8/27/97

78

C

COLLEGE CAREER - A technically proficient player who through the combination of a thick, strong frame and intelligence was a three-year starter on the Texas A&M offensive line, starting all 39 games that he appeared in (37 at center, two at guard), anchoring the middle of the Aggies offensive line. Blocking for the Southeastern Conference's leading rusher in 2018 and for an offense that rushed for over 2,000 yards each of the last three seasons, McCoy, who declared for the NFL Draft following his redshirt junior season after graduating, is expected to compete for snaps at center, while also possessing the flexibility to play guard.

2018 - Started and was a team captain all 13 games, helping the Aggies gain 6,131 total yards...Paved the way for the SEC's leading rusher in Trayveon Williams...Led the offense in gaining 500-or-more yards of total offense in five games...Given the Offensive Unselfish Leader Award at team's annual banquet...Named SEC's Offensive Lineman of the Week following Texas A&M's victory over LSU...Named to Rimington Trophy Watch List and the Allstate AFCA Good Works Team Watch List...Given the Offensive Leadership Award, Offensive MVP, Junior Academic Award and Strength and Conditioning Offensive Aggie Award at team's annual banquet. **2017** - Started every game, lining up at center for 11 of 13 games and guard in the other two...Helped the Aggies average 406.8 yards per game (155.6 rushing and 251.2 passing)...Assisted the offense in gaining 350 or more yards of total offense in eight games...Helped Aggies gain season-high 382 yards on the ground in opener at UCLA...Earned the team's top academic award. **2016** - Started all 13 games at center for Aggies...Named Freshman All-SEC...Earned SEC Offensive Lineman of the Week honors after a standout performance in his first career start vs. UCLA...Helped clear the way for a balanced offense that gained 467.0 yards per game, (211.8 rushing and 250.0 passing)...

DRAFT CHOICES

Offense rushed for more than 200 yards in seven games and had 350-plus yards vs. Arkansas and Tennessee. **2015** – Redshirted as true freshman.

PERSONAL – Prepped at Lufkin (Texas) HS...As senior, graded out at 95 percent with an impressive 27 pancakes and 34 knockdowns...First-team All-District pick and earned second-team All-State honors...Also a first-team All-District pick as a junior.

ERIK McCOY

Games Played/Started: Texas A&M – (2016, 13/13); (2017, 13/13); (2018, 13/13) Totals: 39/39



C.J. GARDNER-JOHNSON

HEIGHT: 6-0 • WEIGHT: 208

COLLEGE: FLORIDA

DRAFTED: 4TH ROUND

(105TH OVERALL)

BORN: 12/20/97

22

S

COLLEGE CAREER – A solid value in the fourth round of the 2019 NFL Draft, Gardner-Johnson moved into the starting lineup for Florida as a freshman in 2016 and played a key role in the club's resurgent defense in 2018, showing impressive ball skills. Opening all 13 games with 12 starts, he posted 71 tackles, four interceptions (two returned for a touchdown), two passes defended, nine tackles-for-loss and three sacks. In three seasons, he played in 37 games with 26 starts and posted 161 tackles (91 solo), four sacks, nine interception returns for 301 yards, three returned for touchdowns and 17 pass defended. Gardner-Johnson will compete for snaps both in the secondary and on special teams as a rookie in 2019.

2018 – Played in all 13 games and started 12...Totaled 71 tackles, four interceptions (two returned for a touchdown), two passes defended, nine tackles-for-loss, three sacks and two quarterback hurries...His four picks ranked tied for 16th in the country and tied for second in the Southeastern Conference...Tallied a career-high two sacks vs. Charleston Southern, Sept. 1...Tallied 11 tackles vs. LSU, Oct. 6...After he snagged two interceptions, including one returned for a touchdown in the Chick-fil-A Peach Bowl against Michigan, Gardner-Johnson was named Defensive MVP...Also for his efforts he garnered AP All-Bowl Team honors...Notched his other interception returned for a TD on first play of Florida's win vs. Idaho... Member of a group that helped team lead the nation in fourth quarter opponent passing efficiency (66.25) and rank second in fourth quarter opponent completion percentage (40.5). **2017** – Played and started in all 11 games at S...Totaled

58 tackles, two interceptions, seven passes defended, six tackles-for-loss and a sack...Recorded his interceptions against South Carolina (Nov. 11) and UAB (Nov. 18) in back-to-back weeks...Ranked third on the team in passes defended and second on the team in tackles...Played safety all season following an injury to Marcell Harris during preseason...Posted a career-high 12 tackles vs. LSU, Oct. 7.

2016 - Appeared in all 13 games and started Florida's final three contests against FSU, Alabama and Iowa...Began the season as a reserve defensive back, but ended Florida's season as one its starting safeties...Led the Gators with eight special teams tackles, as he was a key member on special teams...Totaled 32 tackles, three passes defended, three interceptions (one returned for a touch-down) and a half tackle-for-loss...Three interceptions tied for the second most on the team...Grabbed his first-career interception at Florida State, while making his first-career start...Tallied nine tackles against Alabama in SEC Championship Game...Recorded two tackles and two interceptions (one returned for a touch-down) in the Outback Bowl vs. Iowa...Tallied the first multi-interception game by a Florida freshman since Nov. 13, 2004 when Kyle Jackson had two picks against South Carolina...Named the Outback Bowl MVP for his standout performance as he joined two-way standout Dave Hudson (1958 Gator Bowl), Tony Lilly (1983 Gator) and Ahmad Black (2011 Outback) as the only UF defensive backs to be named a bowl MVP...Became the second true freshman in program history to win a Bowl MVP Award, joining Emmitt Smith (1987)...Named to ESPN's, *Sports Illustrated's* and the AP's All-Bowl Team.

PERSONAL - Played in the 2016 Under Armour All-American Game in Orlando, Fla. and was named to *USA Today's* All-Florida first team...Led Cocoa (Fla.) HS to a 10-3 record and reached the 4A state semifinals in his senior year when he finished with 55 tackles, four sacks and two picks, while also running for six touchdowns and catching five touchdowns...Was a three-sport high school star in football, basketball and track and field...Named the Class 2A Florida Dairy Farmers Track and Field Athlete of the Year in 2015, excelling in the 100-meter and 200-meter dash...Previously tutored by Saints Secondary Coach Aaron Glenn at "The Opening", a high school camp sponsored by Nike for elite prospects...Born on Dec. 20, 1997.

C.J. GARDNER-JOHNSON

Year	School	TACKLES							INTERCEPTIONS					FUMBLES		
		GP	GS	Tot	Solo	Asst	Sk	Yds	No	Yds	Lg	TD	PD	FF	FR	Yds
2016	Florida	13	3	32	20	12	0.0	0.0	3	103	58t	1	6	0	0	0
2017	Florida	11	11	58	34	24	1.0	5.0	2	88	46	0	9	0	0	0
2018	Florida	13	12	71	37	34	3.0	10.0	4	110	53	2	2	0	0	0
Career totals		37	26	161	91	70	4.0	15.0	9	301	58t	3	17	0	0	0

CAREER HIGHS: Tackles – 12, vs. Louisiana State (10/7/17); Sacks – 2, vs. Charleston Southern (9/1/18); Interceptions – 2, vs. Iowa (1/2/17); Interception Ret. for TD – 1 (3x), last vs. Michigan (12/29/18); Passes Defended – 2 (2x), last vs. Florida State (11/25/17).



SAQUAN HAMPTON

HEIGHT: 6-1 • WEIGHT: 209

COLLEGE: **RUTGERS**

DRAFTED: 6TH ROUND
(177TH OVERALL)

BORN: 12/12/95

33

S

COLLEGE CAREER - An extremely-productive, four-year letterman at Rutgers who became a contributor as a redshirt freshman and started his final three seasons. Departed with career totals of 177 tackles (120 solo), seven stops behind the line of scrimmage, five interceptions, 19 pass defenses and one fumble recovery.

2018 - Started all 12 games at free safety...Named honorable mention All Big Ten by coaches and media...Earned team MVP...Tied for Big Ten lead and ranked 12th nationally with 1.3 passes defended per game...Led the Scarlet Knights with 13 passes defended and three interceptions...Totalled 65 tackles with three for loss...Had team-high 36 tackles in pass coverage...Also recovered a fumble...Picked up three solo tackles, two passes defended and one interception in final college game at Michigan State (11/24)...Recorded six stops, a pass defended and a fumble recovery vs. Penn State (11/17)...Matched career-high and led the game with 11 tackles versus No. 4 Michigan (11/10), adding one pass defended...Defended four passes to tie a career-high with a career-best two interceptions and two passes defended at Wisconsin (11/3), adding ten tackles with one for loss...Posted five tackles, one for loss and broke up two passes against Northwestern (10/20)...Broke up a career-high four passes vs. Buffalo (9/22)...Recorded seven solo stops at Ohio State (9/8) ...Voted a team captain. **2017** - Played in eight games with seven starts at free safety...Totalled 38 tackles (22 solo) and three passes defended...Totalled ten stops in the Big Ten opener at Nebraska (9/23)...Collected eight tackles versus Eastern Michigan (9/9), adding one punt return for four yards...Started opener against Washington (9/1) at free safety and totaled four tackles and two passes defended. **2016** - Started seven games at free safety, missing five due to injury...Totalled 46 tackles, three for loss and an interception...Picked up eight stops at Maryland (11/26)...Had game-high 11 tackles and defended a pass against No. 9 Penn State (11/19)...Intercepted a pass with a 30-yard return and collected six tackles with one for a loss versus Indiana (11/5)...Picked up eight tackles at Minnesota (10/22)...Missed five games due to injury...Started opener at No. 14 Washington (9/3) and made two tackles with one for loss. **2015** - Played in 12 games with one start at safety...Also a contributor on special teams...Totalled 28 tackles, one interception and two pass breakups for the season...Tied for the team lead with nine stops in first career start against Maryland (11/28)...Broke up one pass and made two tackles in the victory at Army (11/21)...Recorded his first career interception vs. Nebraska (11/14)...Made six tackles at No. 16 Michigan (11/7)...Made collegiate debut in the win over Norfolk State (9/5) and tied team lead with four tackles...Earned the Douglas A. Smith Award, which is given to the most improved defensive player during spring practice. **2014** - Redshirted.

DRAFT CHOICES

PERSONAL – Played football at Nottingham (Hamilton, N.J.)...Totaled 17 tackles, four interceptions, averaged more than 38 yards per kickoff return and averaged 13 yards per punt return as a senior...Scored a touchdown off a punt return, kick return and interception...Additionally recorded 12 carries for 160 yards and a score and five receptions for 73 yards on offense...Team reached Central Jersey, Group IV semifinals...Named first-team All–Group IV, first-team All–South Jersey and first-team All–Colonial Valley Conference...Earned Frank "Mammy" Piscopo Memorial Award, given to the area's Player of the Year by the 12th Man Touchdown Club Dinner...Helped team win Central Jersey Group III championship as a junior, going 11–1...Played multiple positions in high school in addition to special teams...Attended Rutgers football camp...Labor and employment relations major.

SAQUAN HAMPTON

Year	School	TACKLES							INTERCEPTIONS					FUMBLES		
		GP	GS	Tot	Solo	Asst	Sk	Yds	No	Yds	Lg	TD	PD	FF	FR	Yds
2015	Rutgers	12	1	28	24	4	0.0	0.0	1	0	0	0	2	0	0	0
2016	Rutgers	7	7	46	30	16	0.0	0.0	1	30	30	0	1	0	0	0
2017	Rutgers	8	7	38	22	16	0.0	0.0	0	0	0	0	3	0	0	0
2018	Rutgers	12	12	65	44	21	0.0	0.0	3	3	3	0	13	0	1	0
Career totals		39	27	177	120	57	0.0	0.0	5	33	30	0	19	0	1	0

CAREER HIGHS: Tackles – 11 (2x), last vs. Michigan (11/10/18); Interceptions – 2, at Wisconsin (11/3/18); Fumble Recoveries – 1, vs. Penn State (11/17/18); Passes Defensed – 4 (2x), vs. Buffalo (9/22/18) and at Wisconsin (11/3/18).



ALIZÉ MACK

HEIGHT: 6-5 • WEIGHT: 247

COLLEGE: NOTRE DAME

DRAFTED: 7TH ROUND
(231ST OVERALL)

BORN: 3/29/97

86

TE

COLLEGE CAREER – The Saints were pleasantly surprised to find Mack, who will compete for snaps at tight end and on special teams, available in the seventh round of the 2019 NFL Draft. He had a breakout season in 2018 after posting 36 catches for 360 yards and three touchdowns. In his career, he opened played in 35 contests and hauled in 68 passes for 716 yards (10.5 avg.) and four TDs.

2018 – Started all 12 games he played in for the Fighting Irish and made 36 grabs for 360 yards and three touchdowns...Grabbed six passes on three occasions (at Wake Forest, at Virginia Tech and vs. Pitt)...Hauled in a 35-yard TD catch in win over seventh-ranked Stanford. **2017** – Saw action in ten games and started six contests, catching 19 passes for 166 yards and one TD...Hauled in first career TD reception at Miami (Fla.), Nov. 11...Registered two catches for 41 yards against Georgia, Sept. 9...Recorded season-high 43 yards on five grabs at Boston

DRAFT CHOICES

College, Sept. 16. **2016** - Practiced but did not play in games. **2015** - Played in all 13 games with five starts as a freshman for the Fighting Irish, bringing in 13 grabs for 190 yards (14.6 avg.)...Registered three receptions on three different occasions, against No. 14 Georgia Tech, Sept. 19, Massachusetts, Sept. 26, Novy, Oct. 10, Pittsburgh, Nov. 7 and Boston College, Nov. 21...Recorded season-best 56 yards vs. the Minutemen...Hauled in a 45-yard catch that was a crucial play in the fourth quarter game-winning TD drive at No. 21 Temple, Oct. 31.

PERSONAL - Majored in film, television and theater...*USA Today* All-USA first-team tight end as a senior at Bishop Gorman (Las Vegas, Nev.) and first-team All-State selection by the *Las Vegas Review-Journal*...Caught 41 passes for 931 yards, 13 touchdowns and a 22.6 yard-per-catch average as senior, helping Bishop Gorman to 15-0 record, sixth straight Nevada Division I state title and mythical national prep title.

ALIZÉ MACK

Year	School	GP	GS	RECEIVING		Yds	Avg	Lg	TD
				No					
2015	Notre Dame	13	5	13		190	14.6	45	0
2017	Notre Dame	10	6	19		166	8.7	32	1
2018	Notre Dame	12	12	36		360	10.0	47	3
Career Totals		35	23	68		716	10.5	47	4

CAREER HIGHS: Receptions - 6 (3x), last vs. Syracuse (11/17/18); **Receiving Yards** - 61, at Wake Forest (9/22/18); **Long Reception** - 47, vs. Syracuse (11/17/18); **Receiving TDs** - 2, vs. Florida State (11/10/18).



KADEN ELLISS

HEIGHT: 6-3 • WEIGHT: 240

COLLEGE: IDAHO

DRAFTED: 7TH ROUND
(244TH OVERALL)

BORN: 7/10/95

55

LB

COLLEGE CAREER - A four-year contributor on Idaho's defense, the Saints made their last pick in the 2019 NFL Draft with Elliss. A first team All-Big Sky selection in 2018, Elliss recorded 60 tackles, led the Vandals with 16 stops for loss and seven sacks and added three passes defensed, one forced fumble and one fumble recovery. The son of former Detroit Lions standout Luther Elliss, he finished his career with 288 stops, 47 tackles for loss and 17 sacks, finishing 13th in Vandals history for stops and fifth in stops for loss. He is the fourth player selected by the Saints from Idaho and the first since 1994.

2018 - Started all 11 games...All-Big Sky first-team and National Football Foundation Hampshire Honor Society selection...Team leader with 16 tackles for loss

and a career-high seven sacks...Ranked second in the Big Sky in tackles for loss and third in sacks...Recorded 60 tackles (41 solo), three passes defended, one forced fumble and a fumble recovery...Most tackles for loss by a Vandal since 2000...recorded a TFL in nine of 11 games...Season-high 4.5 TFLs vs. Montana (Nov. 10)...Season-high ten tackles at Florida (Nov. 17)...Also caught three passes for 20 yards. **2017** - Started all 12 games...Named second-team All-Sun Belt at LB...Ranked third in conference with 16 tackles for loss...Led the conference with 15 solo tackles for loss...Recorded six sacks, second on the team and fifth in the conference...Blocked an extra point against Appalachian State (Oct. 14)...Forced two fumbles...Also played on offense at tight end and wide receiver...recorded seven receptions for 156 yards and two TDs...First FBS player to record a sack and a touchdown reception in the same game since 2013, accomplishing the feat twice...Named to Wuerffel Trophy Watch List prior to season. **2016** - All-Sun Belt Honorable Mention...Expanded role as defensive leader and dominating player...Finished the season with 65 total tackles and was fourth on the team with eight tackles for loss...Led all FBS linebackers with five interceptions, ranking second on the team and fourth in the Sun Belt...Also had two fumble recoveries...Intercepted two passes, including one returned for a TD at UNLV - a pivotal game in the Vandals' turnaround in 2016. **2015** - Had a breakout season as a true freshman...Finished second on the team in total tackles with 83 - just four shy of team leader Broc Westlake...Had 66 solo stops and 17 assists as well as eight tackles for loss (-27 yards), four quarterback hurries (second on the team) and one sack (-10 yards).

PERSONAL - Named Utah High School Athletic Association Most Valuable Player in 2013 after leading Judge Memorial Catholic (Salt Lake City, Utah) HS to its first state championship in 30 seasons as the team's starting quarterback and defensive end...Earned 3A Most Valuable Player from *The Deseret News*...As quarterback, threw for 714 yards and nine touchdowns, added 921 rushing yards and 16 TDs on the ground...On defense, registered 52 tackles and one interception...Honor roll member throughout high school...Graduated with a bachelor's degree in Operations Management...One of 12 children...Father, Luther is Idaho's defensive line coach and was a 12-year NFL veteran and a two-time Pro Bowl selection...Brother Christian is a linebacker for the Vandals.

KADEN ELLISS

Year	School	TACKLES							INTERCEPTIONS					FUMBLES		
		GP	GS	Tot	Solo	Asst	Sk	Yds	No	Yds	Lg	TD	PD	FF	FR	Yds
2015	Idaho	12	11	83	66	17	1.0	10.0	0	0	0	0	0	0	0	0
2016	Idaho	13	13	65	48	17	3.0	17.0	5	44	31t	1	7	3	2	53
2017	Idaho	12	12	80	58	22	6.0	52.0	0	0	0	0	4	2	1	0
2018	Idaho	11	11	60	41	19	7.0	45.0	0	0	0	0	2	1	1	0
Career totals		48	47	288	213	75	17.0	124.0	5	44	31t	1	13	6	4	53

ADDITIONAL STATISTICS: Blocked kicks - (2017, 1) **Total: 1;** Receiving - (2017, 7 rec. for 156 yards, 45 long, 2 TD); (3 rec., 20 yards, 9 long) **Total: 10 rec. for 176 yards, 45 long, 2 TD.**

CAREER HIGHS: Tackles - 10 (2x), last at Florida (11/17/18); Sacks - 2 (2x), vs. Portland State (9/29/18); Interceptions - 2, at Nevada-Las Vegas (9/24/16); Passes Defended - 2, at Montana State (10/13/18); Forced Fumbles - 1 (6x), last at Fresno State (10/1/16); Fumble Recoveries - 1 (4x), last vs. Southern Utah (10/20/18).

ADDITIONAL ROOKIES & FIRST-YEAR PLAYERS



16 J.T. BARRETT IV QB
OHIO STATE (6-2, 220)
NFL EXPERIENCE: 1

Signed by the Saints to future/reserve contract, 1/21/19... Practice squad contract terminated, 1/16/19... Re-signed to the practice squad, 1/12/19... Practice squad contract terminated, 1/2/19... Re-signed to the practice squad, 12/29/18... Practice squad contract terminated, 12/19/18... Re-signed to the practice squad, 12/17/18... Practice squad

contract terminated, 12/13/18... Re-signed to the practice squad, 12/8/18... Practice squad contract terminated, 12/5/18... Re-signed to the practice squad, 11/28/18... Practice squad contract terminated, 11/26/18... Re-signed to the practice squad, 10/27/18... Practice squad contract terminated, 10/24/18... Re-signed to the practice squad, 10/20/18... Practice squad contract terminated, 10/2/18... Re-signed to the practice squad, 9/28/18... Practice squad contract terminated, 9/26/18... Re-signed to the practice squad, 9/21/18... Practice squad contract terminated, 9/19/18... Re-signed to the practice squad, 9/8/18... Practice squad contract terminated, 9/7/18... Signed to the practice squad, 9/2/18... Waived, 9/1/18... Signed by the New Orleans Saints as an undrafted free agent, 5/3/18... The only three-time captain in Ohio State history, capped an outstanding four-year career with the Buckeyes by leading the team to its second Big Ten title in his four years as a starting quarterback in 2017 and to a Goodyear Cotton Bowl Classic victory... Started 44 games in college career and set the school record with 38 victories... Named the quarterback of the year in the Big Ten three times and the *Chicago Tribune* Silver Football award winner as the Big Ten's best player once... Set total of 39 OSU (34) or Big Ten Conference (5) records... In senior season, established career-highs by completing 240 passes for 3,053 yards and 35 TDs, while also rushing 165 times for 798 yards and a career-high 12 TDs... In 2016, had 233 completions for 2,555 yards with 24 TDs. Also rushed a career-high 205 times for 845 yards and nine TDs... As a sophomore, started five games for the National Champions, completing 93 passes for 992 yards and 11 TDs. Also rushed for 682 yards and 11 TDs on 115 attempts... As a true freshman started all 12 games completing 203 passes for 2,834 and 34 TDs, while also rushing for 938 yards and 11 TDs on 171 attempts... Prepped at Rider (Wichita Falls, Texas) HS, where was considered one of the nation's premier dual threat quarterbacks in the Class of 2013, although his senior season game to an early end with a knee injury in the fifth game... Rated as the No. 11 prospect in Texas (247Sports) and a consensus four-star prospect (ESPN, Rivals, Scout, 247Sports).




76 KENNY BIGELOW JR. DT
WEST VIRGINIA (6-4, 307)
NFL EXPERIENCE: R

Signed to a three-year contract, 5/6/19... Bigelow started his career at USC appearing in 19 games posting three sacks over a five-year tenure (2013-17), missing the 2014 and 2016 seasons due to injury... Received sixth year of eligibility from the NCAA and transferred to West Virginia... Started all 12 games in 2018 for the Mountaineers, finishing

with 20 tackles, (15 solo), two sacks, 4.5 tackles for loss and a forced fumble... Named All-Big 12 Second Team (DL) and All-Big 12 Honorable Mention (Defensive Newcomer of the Year)... Blocked a field goal that was returned 72 yards for touchdown by teammate Derrek Pitts Jr. against Iowa State... Played in three games as senior at Eastern Christian (Elkton, Md.)... Prep Star All-American Dream Team... Selected to play in the US Army All-American Game... ESPN 150, Rivals

ADDITIONAL ROOKIES & FIRST-YEAR PLAYERS

100 and Scout 100...Ranked as a five-star player and was ranked No. 9 overall by 247Sports...As a junior at Red Lion (Bear, Del.) Christian Academy in 2011, he made ESPNHS.com Underclass All-American first team and MaxPreps Junior All-American second team, while posting 40 tackles and 20 sacks...Graduated with a bachelor's degree in sociology from USC...Currently pursuing a master's degree in corporate and organizational communication from WVU...Kenny Delynno Bigelow was born on March 31, 1995 in Wilmington, Del.



17 EMMANUEL BUTLER WR NORTHERN ARIZONA (6-4, 220) NFL EXPERIENCE: R

Signed to a three-year contract, 5/2/19...Butler appeared in 45 games with 35 starts during his five-year career at Northern Arizona...The Phoenix, Ariz. native totaled 187 receptions for 3,217 yards (17.2 avg.) and 33 touchdowns...Butler holds the school single-season records (2015) for yards (1,208) and touchdowns (15)...Registered

13 100-plus yard receiving performances in his collegiate career...Holds the Lumberjack record for career receiving yards and touchdowns...After missing all but two games in 2017 (shoulder), returned to action in 2018 to show the form of his 2015-16 campaigns as a redshirt senior, posting 35 grabs for 676 yards (19.3 avg.) with seven touchdowns, including an 84-yard grab in nine contests...In 2016, played in 11 games and posted 69 receptions for 1,003 yards and nine TDs as he was selected All-Big Sky first-team for second consecutive season...Graduated with a bachelor's degree in communication studies and a minor in criminal justice...2014 graduate of Mountain Pointe (Phoenix, Ariz.) HS...All-Region and All-City...Team went 14-0 and won school's first state championship...Four-year captain in basketball...Born Emmanuel Earl Butler August 27, 1996 in Phoenix, Ariz.




29 CHRIS CAMPBELL DB PENN STATE (6-1, 195) NFL EXPERIENCE: 1

Signed by New Orleans to reserve/future contract, 1/21/19...Signed by New Orleans to practice squad, 10/16/18...Waived by Cardinals, 9/1/18...Signed by Cardinals to a four-year contract, 5/11/18...In four seasons at Penn State, appeared in 44 games (16 starts) and totaled 102 tackles, three interceptions, a sack, 21 passes de-

fensed, two forced fumbles and a fumble recovery...In 2017, Started all 13 games, earning honorable-mention All-Big Ten honors from coaches and media after totaling a career-high 45 tackles, his first career sack, one interception, two tackles for loss, his first two career forced fumbles and leading the team with 12 passes defended...Had at least one pass defended in seven-straight games...Finished ranked tied for No. 8 in the Big Ten in passes defended per game (1.0)...Appeared in 13 games as a junior in 2016, making two starts and recorded 31 tackles, a tackle for loss, his first career fumble recovery, seven passes defended and an interception...Played in eight games as a sophomore, recording 16 tackles, a tackle for loss and two passes defended...Also tied for fifth on the team with seven special teams tackles...Missed the final five games of the season due to injury...Appeared in ten games with one start as a true freshman, totaling ten tackles, one tackle for loss, three passes defended and one interception...One of three true freshmen to start on defense...Among 16 Nittany Lions to make their


ADDITIONAL ROOKIES & FIRST-YEAR PLAYERS

first career start in 2014...One of nine true freshmen to make their debut...Saw time on special teams and on defense...Majored in journalism...A two-year letterman at Central (Phenix City, Al.) HS where he learned under head coach Woodrow Lowe, a former college All-American and NFL player...Earned first-team all-city honors during his senior season after compiling 58 tackles, two interceptions, two forced fumbles and eight pass breakups from his safety position during his senior season...As a junior, notched 81 tackles, three interceptions and five pass breakups for the Red Devils...Played in the Alabama-Mississippi All-Star Classic following his senior season...Rated a three-star prospect by all four major recruiting services.



15 SIMMIE COBBS JR. WR
INDIANA (6-3, 220)
NFL EXPERIENCE: 1

Placed by Saints on Injured Reserve, 1/12/19...Signed to Saints active roster from Washington practice squad, 12/14/18...Signed by Washington to practice squad, 9/2/18...Waived by Washington, 9/1/18...Agreed to terms with Washington on three-year contract, 5/2/18...Played at IU, appearing in 38 contests from 2014-17...Gained 1,990 yards and scored 12 receiving touchdowns on 139 career receptions...Was a first-team All-Big Ten selection as a redshirt junior in 2017 and was IU's Offensive Player of the Year. Led team in receptions (72), receiving yards (841) and receiving touchdowns (eight), ranking second, fourth and tied for sixth in the conference in those categories, respectively...Received medical redshirt in 2016...Caught team-leading 60 passes for 1,035 yards and four touchdowns as a sophomore in 2015. Named All-Big Ten honorable mention after becoming only the sixth player in school history to eclipse 1,000 receiving yards in a season...Played in all 12 games as freshman in 2014, gaining 114 yards on seven receptions...Majored in liberal studies...Attended Oak Park (Ill.) HS and River Forest (Oak Park, Ill.) HS, where he was a 2013 All-State selection...Named the team's all-purpose Most Valuable Player...Was a three-year letter-winner in football in addition to competing on the school's basketball team...Born Aug. 25, 1995.




57 CARL GRANDERSON DE
WYOMING (6-5, 261)
NFL EXPERIENCE: 8

Signed to a three-year contract, 5/10/19...A three-year starter at defensive end for Wyoming and two-time All-Mountain West selection...The Sacramento, Calif. native appeared in 42 games with 24 starts over his four-year career, totaling 172 tackles (95 solo), 17.5 sacks, 35.5 tackles for loss, three interceptions, six passes defensed, three forced fumbles and one fumble recovery...As a senior, earned second-team All-Mountain West from coaches and media, finished with 40 tackles (28 solo), three sacks, 7.5 tackles for loss and one interception returned 61 yards for a TD at Hawaii...As junior, Granderson was a first-team All-Mountain West selection, playing in 13 games and recording 77 tackles, 9.5 sacks, 16 tackles for loss, two forced fumbles, a 58-yard fumble recovery/return for a TD, a safety and two interceptions...Graduated with a bachelor's degree in social science...Led Grant (Sacramento, Calif.) HS to a 14-1 record and the 2014 California Section Championship as a LB...Led team in total tackles (172), sacks (15.0) and tackles for losses (34.0)...Also intercepted two passes, recovered one fumble and forced a fumble.

ADDITIONAL ROOKIES & FIRST-YEAR PLAYERS

ble...Returned one of his picks for a TD...Carl Allen Granderson was born on December 18, 1996 in Sacramento, Calif.



83 CYRIL GRAYSON JR. WR
LOUISIANA STATE (5-9, 183)
NFL EXPERIENCE: 1

Signed by New Orleans Saints, 5/13/19...Waived by Chicago, 5/2/19...Signed by Chicago to a reserve/future contract, 1/8/19...Signed by Chicago Bears to practice squad, 11/27/18...Practice squad contract terminated by Houston, 10/29/18...Signed by Houston Texans to practice squad, 10/1/18...Waived by Seattle, 9/1/18...Signed

by Seattle to a reserve/future contract, 1/2/18...Re-signed by Seattle to practice squad, 12/5/17...Practice squad contract terminated by Indianapolis, 10/17/17...Signed by Indianapolis to the practice squad, 9/19/17...Practice squad terminated by Seattle, 9/8/17...Signed by Seattle to the practice squad, 9/3/17...Released by Seattle, 9/2/17...Signed as a free agent by Seattle, 4/11/17...He spent the 2017 and 2018 preseasons in Seattle where he posted four receptions for 109 yards...One of the most decorated relay runners in the history of the LSU Track & Field program...Ended his career as a four-time NCAA Champion and seven-time All-American between the indoor and outdoor seasons from 2013-16...Member of two NCAA Indoor Champion relay teams (2014 and 2016) and back-to-back NCAA Outdoor Champion relay teams (2015 and 2016)...Ran on four of the ten fastest outdoor mile relay teams in school history, including second-fastest at 3 minutes, 0.38 seconds; No. 3 at 3:00.48; No. 4 at 3:00.69 and No. 10 at 3:01.63...Also a member of five of the seven-fastest indoor 4x400-meter relay teams in program's history, including No. 2 at 3:04.04, No. 3 at 3:04.28, No. 5 at 3:04.46, No. 6 at 3:04.54 and No. 7 at 3:04.60...Ran personal bests of 46.51 indoors and 45.91 outdoors in the 400 meters during his collegiate career...Majored in kinesiology with a concentration in human movement...Played football as a senior at Archbishop Rummel (Metairie, La.) HS, when he posted 28 receptions for 731 yards and eight TDs...Cyril Ross Grayson was born on December 5, 1993 in Metairie, La.




73 ETHAN GREENIDGE OL
VILLANOVA (6-4, 335)
NFL EXPERIENCE: 0

Signed to a three-year contract, 5/10/19...A mainstay at LT for his entire college career at Villanova, starting all 43 games that he appeared in for the Wildcats, a games played streak which included every contest of the 2016 and 2017 seasons...The Flanders, N.Y. native earned All-Colonial Athletic Association second-team honors follow-


ing both his junior and senior campaigns...Blocked for an offense that ranked sixth in the CAA in passing (222.4 ypg.) in 2018...Helped Wildcat offense top 400-yard mark in six games, including season-high 609 yards vs. Bucknell...Communications major...Team captain at Riverhead (Flanders, N.Y.) HS...First-team Suffolk County All-Star...Two-time Suffolk County Coaches Association All-Division first team offensive lineman...Earned three varsity letters in football, basketball and track & field...Born September 10, 1997.

ADDITIONAL ROOKIES & FIRST-YEAR PLAYERS



58 PORTER GUSTIN DL SOUTHERN CALIFORNIA (6-5, 260) NFL EXPERIENCE: R

Signed to a three-year contract, 5/10/19...Appeared in 37 games with 23 starts in his four-year career at Southern California, totaling 137 tackles (84 solo), 21 sacks, five passes defended and a fumble recovery...As a sophomore, Named 2016 Campus Insiders Sophomore All-American honorable mention and All-Pac-12 honorable mention selection...Also won USC's 2016 John McKay Award (underclassman with the most competitive spirit) and the school's Lifters Award...Majored in political science... *USA Today* All-Utah and All-State first-team selection as a senior linebacker and quarterback at Salem (Utah) Hills HS...Posted 152 tackles, 10.5 sacks, two interceptions, two passes defended and a fumble recovery on defense and he completed 212-of-349 passes (60.7%) for 2,864 yards with 22 touchdowns and seven interceptions and rushed for 891 yards on 92 carries (9.7 avg) with ten TDs in 2014...Also was on the baseball (a pitcher with a 93 mph fastball), basketball and track (javelin throw, best of 184-1, and shot put, best of 52-7.5 and winning the 2015 regional title. He was third in each event at the 2015 state meet) teams...His father, John Gustin, played quarterback at Wyoming (1991-94), while his mother, Scarlett Overly Gustin, and his aunt, Amberli Gustin, were the Gatorade Idaho Girls High School Basketball Players of the Year in 1987 and 1989, respectively (they both played basketball at BYU, Scarlett from 1987-1989 and Amberli from 1989-94).



54 CHASE HANSEN LB UTAH (6-3, 230) NFL EXPERIENCE: R

Placed on Reserve/NFI, 6/11/19; Re-signed, 5/14/19...Waived, 5/10/19...Signed to a three-year contract, 5/2/19...Four-year starter at Utah who played in 43 games with 35 starts at S and LB...Saw action at QB his redshirt freshman year...Finished his college career with 272 tackles (164 solo), 33.5 tackles for loss, eight sacks, six interceptions, 22 passes defended, five fumble recoveries, and four forced fumbles...2018 FWAA, *Sporting News*, The Athletic and Phil Steele second-team All-American linebacker and two-time All-Pac-12 selection (first-team linebacker in 2018 and 2016 honorable mention safety in 2016)...In 2018, started 13 games, finishing second on team with 114 tackles, leading the conference with 22 stops for loss and adding two interceptions, one returned for a TD and four passes defended...In 2017, played in and started eight games (seven at SS and one at LB) and posted 51 tackles, 2.5 tackles for loss, one sack, one interception and two passes defended...Graduated with a bachelor's degree in consumer and community studies with an emphasis in financial planning and a minor in sociology...Standout from Lone Peak (Highland, Utah) HS, the only *Parade* All-American (all-purpose player) from Utah in 2011...The 2011 Class 5A Player of the Year (*Salt Lake Tribune*), Mr. Football (*Desert News*) and the Utah Gatorade Player of the Year...Quarterbacked team to a 14-0 record and the Utah Class 5A state championship as senior...Lettered four years in basketball, one in baseball...Played for the 2011 state championship basketball team...Academic all-region...Father Brian played football at BYU, lettering in 1978 and 1981-82...Uncle Randy lettered on Utah's team from 1968-70...Uncle Bruce lettered at BYU in 1981 and 1985-86, and played for New England in 1987...Cousin Colby played for BYU from 2015-16...Born May 20, 1993 in Salt Lake City, Utah.

ADDITIONAL ROOKIES & FIRST-YEAR PLAYERS



11 DEONTE HARRIS WR/RS **ASSUMPTION (5-6, 170)** **NFL EXPERIENCE: R**

Signed to a three-year contract, 5/7/19...Finished his college career at Assumption as one of the most prolific returners in NCAA history...In the final game of his college career, set the NCAA All-Division record for combined return touchdowns, bringing back a kickoff 100 yards for his 14th career TD return...He also owns the NCAA Division II record for career combined return touchdowns, as well as the single-season record of eight return touchdowns, which he set in 2017...Overall in 45 games, caught 226 receptions for 2897 yards with 28 touchdowns, carried 32 times for 244 yards with three TDs, returned 63 kickoffs for 2,051 yards (32.6 avg.) with six TDs and returned 48 punts for 981 yards (20.4 avg.) and eight TDs...As senior in 2018, appeared in ten games and caught 41 for 751 yards (18.3 avg.) and eight touchdowns, returned 11 kickoffs for 324 yard (29.5 avg.) and a TD and brought back ten punts for 190 yards (19.0 avg.) and a TD as he earned second-team All-American from the AFCA...As junior in 2017, appeared in 13 games, catching 61 passes for 810 yards with eight touchdowns, bringing back 15 kickoffs for 642 yards (42.8 avg.) and three touchdowns and returning 18 punts for 473 yards (26.3 avg.) with five touchdowns, as he was selected as an AFCA first-team All-American...Organizational communications major...Played football, basketball and also ran indoor track and outdoor track at Archbishop Curley (Baltimore, Md.) HS...Named All-Conference, All-State and All-Metro...As a senior, posted 1,450 rushing yards on 130 carries with 20 rushing touchdowns...Added seven receptions for 244 yards, along with 332 kick return yards and three touchdowns...As a junior, had 933 yards on 86 carries with 14 rushing touchdowns and four receiving TDs...As a sophomore, had 676 yards on 63 carries with six touchdowns...Born Dec 4, 1997 in Dallas, Texas.



61 MARCUS HENRY C **BOISE STATE (6-3, 293)** **NFL EXPERIENCE: 1**

Signed by New Orleans after participating in Saints rookie minicamp on tryout basis, 5/13/19...Waived by Seattle, 5/1/19...Signed by Seattle to a reserve/future contract, 1/7/19...Re-signed to the Seattle practice squad, 12/19/18...Practice squad contract terminated by Seattle, 9/25/18...Signed to the Seattle practice squad, 9/19/18...Waived by Seattle; 9/1/18...Re-signed by Seattle, 8/11/18...Waived by Seattle, 8/3/18...Signed by Seattle, 5/7/18...Waived by New Orleans, 9/3/16...Agreed to terms with New Orleans as an undrafted free agent on a three-year contract, 5/4/16...Also participated in the Spring League in Austin, Texas in March/April of 2018...Spent four years on the offensive line at Boise State where he received several honors, including All-Mountain West first-team honors as both a junior and a senior...Played in 50 games for the Broncos and started the final 39 at center over his last three years...In 2015, opened all 13 games, anchoring the offensive line of Mountain West Conference's top-scoring offense (39.1 ppg.) and top-ranked total offense (501.3 ypg.), each of which also ranked 15th in FBS...Majored in general business...Prepped at Bellevue (Wash.) HS, where he was a four-year varsity letterwinner and named first-team All-State as a senior in 2010...Selected Kingco Conference Lineman of the Year after being voted first-team All-Kingco on both offense and defense...Helped his football team to the class 3A State Championships in 2009 and 2010...Marcus Andrew Henry was born Feb. 11, 1993 in Portland, Or.


ADDITIONAL ROOKIES & FIRST-YEAR PLAYERS



84 LIL'JORDAN HUMPHREY WR TEXAS (6-4, 225) NFL EXPERIENCE: R

Signed to a three-year contract, 5/10/19...A three-year wideout who played in 36 career games with 18 starts for the Longhorns...Finished his career with 125 catches for 1,622 yards and ten TDs...Named honorable mention All-Big 12 in 2017...2018 semifinalist for the Earl Campbell Tyler Rose Award...Became just the ninth Longhorn all-

time with 1,000 receiving yards in a season as a junior in 2018, when he was named honorable mention All-Big 12 and Phil Steele third-team All-America according...The first Longhorn non-QB since 1982 with a passing, rushing and receiving TD in the same season in 2018...A two-time All-State selection at Southlake Carroll (Southlake, Texas) HS...Named first-team 6A All-State by the Texas Sports Writers Association as an all-purpose player, and second-team by the Associated Press as a running back in 2015...Tabbed to the "2016 Texas' Best" by Dave Campbell's Texas Football...Rated No. 249 nationally (No. 23 ATH) and No. 3 ATH in Texas by Scout...Ranked No. 35 ATH nationally and No. 61 overall in Texas by Rivals...Rated No. 38 ATH nationally and No. 86 overall in Texas by ESPN...Also played basketball and competed in the high jump at Carroll...Lil'Jordan Humphrey's name is somewhat of a contradiction...At 6-foot-4-inches, 225 pounds, he's not what most would call "little," but as a compromise for his older brother – who wanted him to be named 'Michael' for Michael Jordan – his mother went with "Lil'Jordan...Humphrey started playing football when he was four years old...Was a running back his entire career, until playing receiver at Texas.




51 COLTON JUMPER LB TENNESSEE (6-2, 229) NFL EXPERIENCE: 1

Re-signed, 5/13/19...Waived, 9/1/18...Signed by the New Orleans Saints as an undrafted free agent, 5/2/18...In the 2018 preseason, posted five tackles, one special teams stop and a blocked punt...Two-year starter at Tennessee, opening seven games apiece in 2016 and 2017 and playing in 39 games from 2014-17 with 17 starts and recording

127 tackles (69 solo), 4.5 sacks, 15 tackles for loss, a forced fumble, three passes defended and an interception...Played in all 12 games with seven starts in 2017 and posted 55 tackles (25 solo), ten tackles for loss, 4.5 sacks for loss of 27 yards and a pass defended...Enjoyed breakout campaign in 2016, opening seven games, six in the middle, where he finished fourth on the team with 61 tackles (37 solo) with four tackles for loss, an interception, a forced fumble and four passes defended...In 2015, played in 13 games, starting three contests and made ten tackles (six solo) and a stop for loss...In 2014, played in a contest and recorded a solo tackle...Graduated with bachelor's degree in finance...Lettered at Baylor (Chattanooga, Tenn.) School...Finished his high school career with 251 tackles, 39 tackles for loss, 22 sacks, two interceptions, caused five fumbles, recovered two fumbles and one blocked field goal...Jay Colton Jumper was born on November 26, 1994 in Chattanooga, Tenn.

ADDITIONAL ROOKIES & FIRST-YEAR PLAYERS




**69 CORBIN KAUFUSI DE
BRIGHAM YOUNG (6-9, 275)
NFL EXPERIENCE: R**

Signed to a three-year contract, 5/2/19...A three-year starter at defensive end for Brigham Young...Appeared in 37 games with 23 starts, recording 154 tackles (92 solo), 17 sacks, two forced fumbles and four passes defended...In 2018, team captain played in 11 games and posted 56 tackles, 9.5 tackles for loss, 8.5 sacks and two passes defended...In 2017, in 13 games, posted 67 tackles, 7.5 tackles for loss, six sacks, two forced fumbles and one pass defended...In 2016, in 13 games, posted 31 tackles, 2.5 sacks and one pass defended...Also played three seasons for the BYU basketball team, averaging 3.8 points and 3.6 points per game in 86 contests from 2014-16...Prepped at Timpview (Provo, Utah) HS, where he was a second team All-State selection in 2011...Helped team win state championship in 2008 and 2009...Helped Timpview win region titles in 2008, 2009 and 2010...Also won state basketball championship...National Honor Society and four-year academic honoree...Graduated in 2018 with a bachelor's degree in applied statistics...Son of former BYU defensive line coach Steve Kaufusi, who also played for the Philadelphia Eagles from 1988-90 after playing at BYU...Has four siblings including Bronson who played football for BYU and Alexis who played on BYU's women's basketball team...Served LDS mission to Korea from 2012-2014...Eagle Scout...Born on April 12, 1993 in Provo, Utah.



**68 DERRICK KELLY II OL
FLORIDA STATE (6-5, 320)
NFL EXPERIENCE: R**

Signed to a three-year contract, 5/10/19...A four-year starter on the offensive line at Florida State...The Havana, Fla. native appeared in 34 games with 28 starts at both tackle and guard...Blocked for an offense ranked third in the ACC and 28th in the country in passing offense (270.1 ypg.) as senior...Started all 13 contests as junior, opening games at both left tackle and left guard...Helped Seminoles offense top 400-yard mark five times...Graduated with bachelor's degree in social science...Four-star tackle recruit by 247Sports in the 2014 class at East Gadsden (Havana, Fla.) HS...Ranked the No. 25 tackle and the No. 31 prospect in Florida by 247Sports...Class 4A All-State first-team as senior and second-team honors as junior...Born August 23, 1995.



**40 NICK MOORE LS
GEORGIA (6-3, 250)
NFL EXPERIENCE: R**

Signed to a three-year contract, 5/10/19...Appeared in 23 games over four seasons at the Georgia...In 2018, appeared in all 14 games as the Bulldogs' snapper...One of three winners of team's Special Teams Most Improved Player award...In 2017, Saw action in the Bulldog's first three games as the Bulldog's punt snapper...Appeared in both College Football Playoff games...Played in four contests in 2016...Graduated with a bachelor's degree in mathematics and finance...In 2011, was selected in the 30th round of the Major League Baseball Draft by the Boston Red Sox and played in their minor league system for four years from 2011-14...Played defen-

sive back and baseball at Brookwood (Snellville, Ga.) HS...Eight-time Player of the Week...Two-time first-team All-Gwinnett County selection...First-team Coaches Choice Award...Gwinnett County and State Defensive Back of the Year...A Two-time first-team All-State...Metro Atlanta All-Star selection...Gwinnett County All-Star...Nicholas Robert Moore was born on December 9, 1992 in Snellville, Ga.



32 DEVINE OZIGBO RB
NEBRASKA (6-0, 225)
NFL EXPERIENCE: R

Signed to a three-year contract, 5/6/19...Ozigbo was a three-year starter for Nebraska, playing in 41 games with 20 starts...The Sachse, TX. native finished his college career with 419 carries for 2,196 yards (5.2 avg.) and 21 touchdowns while also adding 49 receptions for 488 yards (10.0 avg.)...In 2018, appeared in 12 games and was Nebraska's leading rusher with 155 carries for 1,082 yards (7.0 avg.) and 12 rushing touchdowns, earning third-team All-Big Ten...In 2017, appeared in 10 games and was Nebraska's leading rusher with 129 carries for 493 yards (3.8 avg.) and three touchdowns, earning honorable mention All-Big Ten...Earned bachelor's degree in advertising and public relations...Ranked among the nation's top 60 RBs by Rivals.com, 247 Sports and ESPN at Sachse (Texas) HS...Earned first-team All-District 11 honors in the 5A ranks for his outstanding play as a senior...Participated in track at Sachse, helping the school earn a top-five district finish in 2014...Devine Eghosa Ozigbo was born on Oct. 2, 1996 in Boston, Mass.



74 SHY TUTTLE DT
TENNESSEE (6-3, 300)
NFL EXPERIENCE: R


Signed to a three-year contract, 5/10/19...Appeared in 35 games with 29 starts for the Volunteers along the defensive line...Finished his four-year career with 79 tackles (29 solo), six tackles for loss, one sack, one interception, three passes defended, three fumble recoveries and three blocked kicks...In 2018, started all 12 games and finished with 33 tackles, 2.5 tackles for loss, one sack, two QB hurries, one interception, one pass defended and two blocked kicks...Received the "Trenches Award" at the year-end banquet...As a junior in 2017, played in ten games with four starts and posted 27 tackles, 2.5 tackles for loss and one fumble recovery...As a sophomore in 2016, played in seven games with one start and finished with nine tackles, one stop for loss, two passes defended and one fumble recovery...As a freshman in 2015, played in six games and recorded ten tackles, one fumble recovery and one blocked field goal...Graduated in Dec., 2018 with a bachelor's degree in communications...Lettered at North Davidson (Welcome, N.C.) HS, where he was a four-year starter and three-time All-Northwest selection...In four years with the Knights, posted 315 tackles, 66 stops for loss and 35 sacks...A three-time CPC pick...Posted 67 tackles with 17 stops for a loss with five sacks and four forced fumbles as senior in 2014...Also played basketball and competed in track and field at North Davidson...Shyheim Devonte Tuttle was born on Oct. 20, 1995 in Winston-Salem, North Carolina.



38 TERRELL WILLIAMS JR. DB
HOUSTON (6-4, 212)
NFL EXPERIENCE: 1

Signed by the New Orleans Saints, 5/22/19...Waived by the San Francisco 49ers, 4/29/19...Signed by 49ers to a reserve/future contract, 12/31/18...Signed by 49ers to the practice squad, 12/5/18...Waived by 49ers, 8/21/18...Placed on Injured Reserve by 49ers, 8/17/18...Signed by 49ers, 4/30/18...Played at the University of Houston from

2016-17...Appeared in 25 games with 17 starts, finishing his career with 95 tackles, four interceptions, one fumble recovery and seven passes defended...In 2017, started all 12 games and notched 66 tackles, four interceptions, one fumble recovery and seven passes defended...Named all-conference honorable mention...As a junior, played in all 13 games with five starts and tallied 29 tackles...Attended Northeast Oklahoma A&M for two seasons (2014-15)...In 2015, earned First-Team All-SWJCFC honors...Finished the season with 51 tackles, two interceptions and four passes defended...Registered 24 tackles, one interception and two passes defended in his freshman campaign...Rated the No. 9 junior college safety by 247Sports...A three-star 247Sports, Rivals and Scout recruit from Lawton (Okla.) HS, where he totaled 56 tackles and five interceptions as a senior...Born June 29, 1996 in Lawton, Okla.



79 NATE WOZNIAK OL
MINNESOTA (6-10, 280)
NFL EXPERIENCE: 1

Signed by Saints to reserve/future contract, 1/21/19...Signed to practice squad, 9/2/18; Waived, 9/1/18...Signed as an undrafted free agent, 5/3/18...Spent entire 2018 season on the practice squad...A four-year contributor at tight end and on special teams for the Gophers, playing in 43 games and finishing his college career with 28 receptions

for 314 yards...Started 10 of 12 games senior year and caught seven passes for 104 yards and helping block for an offense that rushed for 2,189 yards and 20 TDs...As junior, played in all 13 games and recorded 13 receptions for 135 yards, blocking for an offense that rushed for 2,387 yards and 34 TDs...As sophomore, played in 13 games with 12 starts...In 2015, appeared in five games as redshirt freshman...Redshirted his freshman season...Attended Center Grove (Greenwood, Ind.) HS, where he led the team to a 12-2 record as a senior and advanced to the Class 5A semifinals...Member of the 2012 *The Indianapolis Star* Super Team, when he caught 28 passes for 331 yards and five touchdowns...Born Aug. 30, 1994.

2019 ALPHABETICAL ROSTER

NO.	NAME	POS.	HT.	WT.	BORN	EXP.	COLLEGE	H.S. HOMETOWN
37	ALLEN, Javorius	RB	6-0	218	8/27/91	5	Southern California	Tallahassee, Fla.
47	ANZALONE, Alex	LB	6-3	241	9/22/94	3	Florida	Wyomissing, Pa.
25	APPLE, Eli	CB	6-1	203	8/9/95	4	Ohio State	Voorhees, N.J.
72	ARMSTEAD, Terron	T	6-5	304	7/23/91	7	Arkansas-Pine Bluff	Cahokia, Ill.
85	ARNOLD, Dan	TE	6-6	220	3/15/95	3	Wisconsin-Platteville	Fargo, N.D.
31	BANJO, Chris	S	5-10	207	2/26/90	6	Southern Methodist	Sugar Land, Texas
16	BARRETT IV, J.T.	QB	6-2	225	1/23/95	1	Ohio State	Wichita Falls, Texas
24	BELL, Vonn	S	5-11	205	12/12/94	4	Ohio State	Rossville, Ga.
59	BIEGEL, Vince	LB	6-3	246	7/2/93	3	Wisconsin	Wisconsin Rapids, Wis.
76	BIGELOW JR., Kenny	DL	6-4	307	3/31/95	R	West Virginia	Elkton, Md.
9	BREES, Drew	QB	6-0	209	1/15/79	19	Purdue	Austin, Texas
5	BRIDGEWATER, Teddy	QB	6-2	215	11/10/92	6	Louisville	Miami, Fla.
90	BROWN, Malcom	DT	6-2	320	2/2/94	5	Texas	Brenham, Texas
46	BURTON, Michael	FB	6-0	240	2/1/92	5	Rutgers	Long Valley, N.J.
17	BUTLER, Emmanuel	WR	6-4	220	8/27/96	R	Northern Arizona	Phoenix, Ariz.
29	CAMPBELL, Chris	DB	6-1	195	11/27/95	1	Penn State	Phenix City, Ala.
80	CARR, Austin	WR	6-1	195	12/25/93	3	Northwestern	Benicia, Calif.
64	CLAPP, Will	C	6-5	311	12/10/95	2	Louisiana State	New Orleans, La.
15	COBBS JR., Simmie	WR	6-3	220	8/25/95	1	Indiana	Oak Park, Ill.
87	COOK, Jared	TE	6-5	254	4/7/87	11	South Carolina	Suwanee, Ga.
20	CRAWLEY, Ken	CB	6-1	180	2/8/93	4	Colorado	Washington, D.C.
92	DAVENPORT, Marcus	DE	6-6	265	9/4/96	2	Texas-San-Antonio	San Antonio, Texas
56	DAVIS, Demario	LB	6-2	248	1/11/89	8	Arkansas State	Brandon, Miss.
30	DAYES, Matthew	RB	5-9	205	9/3/94	2	North Carolina State	Weston, Fla.
62	EASTON, Nick	C/G	6-3	303	6/16/92	5	Harvard	Lenoir, N.C.
97	EDWARDS JR., Mario	DE	6-3	280	1/25/94	5	Florida State	Denton, Texas
55	ELLISS, Kaden	LB	6-2	238	7/10/95	R	Idaho	Salt Lake City, Utah
22	GARDNER-JOHNSON, C.J.	DB	5-11	210	12/20/97	R	Florida	Cocoa, Fla.
19	GINN JR., Ted	WR	5-11	180	4/12/85	13	Ohio State	Cleveland, Ohio
57	GRANDERSON, Carl	DE	6-5	261	12/18/96	R	Wyoming	Sacramento, Calif.
48	GRAY, J.T.	DB	6-0	202	1/18/96	2	Mississippi State	Clarksdale, Miss.
83	GRAYSON JR., Cyril	WR	5-9	183	12/5/93	1	Louisiana State	Metairie, La.
73	GREENIDGE, Ethan	OL	6-4	335	9/10/97	R	Villanova	Flanders, N.Y.
45	GRIFFIN, Garrett	TE	6-4	240	3/4/94	2	Air Force	Louisburg, Kan.
99	GRISSOM, Geneo	DL	6-4	265	6/4/92	5	Oklahoma	Hutchinson, Kan.
66	GROY, Ryan	C	6-5	320	9/30/90	6	Wisconsin	Middleton, Wisc.
58	GUSTIN, Porter	DL	6-5	260	2/8/97	R	Southern California	Elk Ridge, Utah
33	HAMPTON, Saquan	DB	6-1	206	12/12/95	R	Rutgers	Hamilton, N.J.
88	HANSEN, Chad	WR	6-2	202	1/18/95	2	California	Moorpark, Calif.
34	HARDEE, Justin	DB	6-1	200	2/7/94	3	Illinois	Cleveland, Ohio
11	HARRIS, Deonte	WR/RS	5-6	170	12/4/97	R	Assumption	Baltimore, Md.
91	HENDRICKSON, Trey	DE	6-4	270	12/5/94	3	Florida Atlantic	Apopka, Fla.
61	HENRY, Marcus	C	6-2	303	2/11/93	1	Boise State	Bellevue, Wash.
89	HILL, Josh	TE	6-5	250	5/21/90	7	Idaho State	Blackfoot, Idaho
7	HILL, Taysom	QB	6-2	221	8/23/90	3	Brigham Young	Pocatello, Idaho
50	HORTON, Wes	DE	6-5	265	12/17/89	7	Southern California	Los Angeles, Calif.
84	HUMPHREY, Lil'Jordan	WR	6-4	225	4/19/98	R	Texas	Southlake, Texas
65	JOHN, Ulrick	T	6-6	312	5/20/92	6	Georgia State	Hinesville, Ga.
94	JORDAN, Cameron	DE	6-4	287	7/10/89	9	California	Chandler, Ariz.

2019 ALPHABETICAL ROSTER

NO.	NAME	POS.	HT.	WT.	BORN	EXP.	COLLEGE	H.S. HOMETOWN
51	JUMPER, Colton	LB	6-2	229	11/26/94	1	Tennessee	Chattanooga, Tenn.
41	KAMARA, Alvin	RB	5-10	215	7/25/95	3	Tennessee	Atlanta, Ga.
69	KAUFUSI, Corbin	DE	6-9	275	4/12/93	R	Brigham Young	Provo, Utah
68	KELLY II, Derrick	OL	6-5	320	8/23/95	R	Florida State	Havana, Fla.
18	KIRKWOOD, Keith	WR	6-3	210	12/26/94	2	Temple	Neptune, N.J.
53	KLEIN, A.J.	LB	6-1	240	7/30/91	7	Iowa State	Kimberly, Wisc.
23	LATTIMORE, Marshon	CB	6-0	192	5/20/96	3	Ohio State	Cleveland, Ohio
42	LINE, Zach	FB	6-1	233	4/26/90	7	Southern Methodist	Oxford, Mich.
3	LUTZ, Wil	K	5-11	184	7/7/94	4	Georgia State	Newnan, Ga.
86	MACK, Alizé	TE	6-4	249	3/29/97	R	Notre Dame	Las Vegas, Nev.
12	MATTHEWS, Rishard	WR	6-0	217	10/12/89	8	Nevada	Santa Ana, Calif.
78	MCCOY, Erik	C	6-4	303	8/27/97	R	Texas A&M	Lufkin, Texas
81	MEREDITH, Cameron	WR	6-3	207	9/21/92	5	Illinois State	Westchester, Ill.
40	MOORE, Nick	LS	6-3	250	12/9/92	R	Georgia	Snellville, Ga.
26	MORSTEAD, Thomas	P	6-4	235	3/8/86	11	Southern Methodist	Pearland, Texas
28	MURRAY, Latavius	RB	6-3	230	1/18/90	7	Central Florida	Nedrow, N.Y.
77	NEWHOUSE, Marshall	G	6-4	330	9/29/88	10	Texas Christian	Dallas, Texas
70	OLA, Michael	T	6-5	312	4/19/88	6	Hampton	Riverdale, Ga.
93	ONYEMATA, David	DT	6-4	300	11/13/92	4	Manitoba (Canada)	Lagos, Nigeria
32	OZIGBO, Devine	RB	6-0	225	10/2/96	R	Nebraska	Sachse, Texas
75	PEAT, Andrus	G/T	6-7	316	11/4/93	5	Stanford	Tempe, Ariz.
71	RAMCZYK, Ryan	T	6-6	314	4/22/94	3	Wisconsin	Stevens Point, Wisc.
98	RANKINS, Sheldon	DT	6-2	305	4/2/94	4	Louisville	Covington, Ga.
52	ROBERTSON, Craig	LB	6-1	234	2/11/88	7	North Texas	Stafford, Texas
21	ROBINSON, Patrick	CB	5-11	191	9/7/87	10	Florida State	Miami, Fla.
44	SANKEY, Darnell	LB	6-0	247	10/11/94	2	Sacramento State	San Jose, Calif.
35	SHERELS, Marcus	CB/RS	5-10	175	9/30/87	10	Minnesota	Rochester, Minn.
10	SMITH, Tre'Quan	WR	6-2	210	1/7/96	2	Central Florida	Delray Beach, Fla.
95	STALLWORTH, Taylor	DT	6-2	305	8/18/95	2	South Carolina	Mobile, Ala.
13	THOMAS, Michael	WR	6-3	212	3/3/93	4	Ohio State	Woodland Hills, Calif.
63	TOM, Cameron	C	6-4	300	6/21/95	3	Southern Mississippi	Baton Rouge, La.
74	TUTTLE, Shy	DT	6-3	300	10/20/95	R	Tennessee	Welcome, N.C.
67	WARFORD, Larry	G	6-3	317	6/18/91	7	Kentucky	Richmond, Ky.
27	WASHINGTON, Dwayne	RB	6-1	223	4/24/94	4	Washington	Cerritos, Calif.
39	WEBSTER, Kayvon	DB	5-11	190	2/1/91	7	South Florida	Miami Gardens, Fla.
43	WILLIAMS, Marcus	S	6-1	195	9/8/96	3	Utah	Eastvale, Calif.
26	WILLIAMS, P.J.	CB	6-0	196	6/1/93	5	Florida State	Ocala, Fla.
96	WILLIAMS, Sylvester	DL	6-2	328	11/21/88	7	North Carolina	Jefferson City, Mo.
38	WILLIAMS Jr., Terrell	DB	6-4	212	6/29/96	1	Houston	Miami, Okla.
49	WOOD, Zach	LS	6-3	255	1/10/93	3	Southern Methodist	Rowlett, Texas
79	WOZNIAK, Nate	OL	6-10	280	8/30/94	1	Minnesota	Greenwood, Ind.

HEAD COACH: SEAN PAYTON. Assistants: Dennis Allen (Defensive Coordinator), Charles Byrd (Assistant Strength and Conditioning), Dan Campbell (Assistant Head Coach/Tight Ends), Pete Carmichael (Offensive Coordinator), Ronald Curry (Wide Receivers), Dan Dalrymple (Head Strength and Conditioning), Declan Doyle (Offensive Assistant), Phil Galiano (Assistant Special Teams), Peter Giunta (Senior Defensive Assistant), Aaron Glenn (Secondary), Michael Hodges (Assistant Linebackers), Curtis Johnson (Senior Offensive Assistant), Joe Lombardi (Quarterbacks), Ryan Nielsen (Defensive Line), Mike Nolan (Linebackers), Brendan Nugent (Assistant Offensive Line), Kevin Petry (Coaching Assistant), Darren Rizzi (Special Teams Coordinator), Dan Roushar (Offensive Line), Joel Thomas (Running Backs), Leigh Torrence (Defensive Assistant), Rob Wenning (Assistant Strength and Conditioning), Michael Wilhoite (Special Teams Assistant), D.J. Williams (Offensive Assistant), Brian Young (Pass Rush Specialist).

2019 NUMERICAL ROSTER

NO.	NAME	POS.	HT.	WT.	AGE	EXP.	COLLEGE	HOW ACQUIRED
3	Wil LUTZ	K	5-11	184	24	4	Georgia State	FA-16
5	Teddy BRIDGEWATER	QB	6-2	215	26	6	Louisville	TR-18 (NYJ)
6	Thomas MORSTEAD	P	6-4	235	33	11	Southern Methodist	D5-09
7	Taysom HILL	QB	6-2	221	28	3	Brigham Young	WAI-17 (GB)
9	Drew BREES	QB	6-0	209	40	19	Purdue	UFA-06 (SD)
10	Tre'Quan SMITH	WR	6-2	210	23	2	Central Florida	D3-18
11	Deonte HARRIS	WR/RS	5-6	170	21	R	Assumption	FA-19
12	Rishard MATTHEWS	WR	6-0	217	29	8	Nevada	UFA-19
13	Michael THOMAS	WR	6-3	212	26	4	Ohio State	D2a-16
15	Simmie COBBS JR.	WR	6-3	220	23	1	Indiana	FA-18
16	J.T. BARRETT IV	QB	6-2	225	24	1	Ohio State	FA-18
17	Emmanuel BUTLER	WR	6-4	220	22	R	Northern Arizona	FA-19
18	Keith KIRKWOOD	WR	6-3	210	24	2	Temple	FA-18
19	Ted GINN JR.	WR	5-11	180	34	13	Ohio State	UFA-17 (Car.)
20	Ken CRAWLEY	CB	6-1	180	26	4	Colorado	FA-16
21	Patrick ROBINSON	CB	5-11	191	31	10	Florida State	UFA-18 (Phi.)
22	C.J. GARDNER-JOHNSON	DB	5-11	210	21	R	Florida	D4-19
23	Marshon LATTIMORE	CB	6-0	192	23	3	Ohio State	D1a-17
24	Vonn BELL	S	5-11	205	24	4	Ohio State	D2b-16
25	Eli APPLE	CB	6-1	203	23	4	Ohio State	TR-18 (NYG)
26	P.J. WILLIAMS	CB	6-0	196	26	5	Florida State	D3b-15
27	Dwayne WASHINGTON	RB	6-1	223	25	4	Washington	FA-18
28	Latavius MURRAY	RB	6-3	230	29	7	Central Florida	UFA-19 (Minn.)
29	Chris CAMPBELL	DB	6-1	195	23	1	Penn State	FA-18
30	Matthew DAYES	RB	5-9	205	24	3	North Carolina State	FA-19
31	Chris BANJO	S	5-10	207	29	6	Southern Methodist	FA-16
32	Devine OZIGBO	RB	6-0	225	22	R	Nebraska	FA-19
33	Saqwan HAMPTON	DB	6-1	206	23	R	Rutgers	D6-19
34	Justin HARDEE	DB	6-1	200	25	3	Illinois	FA-17
35	Marcus SHERELS	CB/RS	5-10	175	31	10	Minnesota	UFA-19 (Minn.)
37	Javorius ALLEN	RB	6-0	218	27	5	Southern California	UFA-19 (BAL)
38	Terrell WILLIAMS JR.	DB	6-4	212	22	R	Houston	FA-19
39	Kayvon WEBSTER	DB	5-11	190	28	7	South Florida	UFA-19 (HOU)
40	Nick MOORE	LS	6-3	250	26	R	Georgia	FA-19
41	Alvin KAMARA	RB	5-10	215	23	3	Tennessee	D3a-17
42	Zach LINE	FB	6-1	233	29	7	Southern Methodist	FA-17
43	Marcus WILLIAMS	S	6-1	195	22	3	Utah	D2-17
44	Darnell SANKEY	LB	6-0	247	24	2	Sacramento State	FA-18
45	Garrett GRIFFIN	TE	6-4	240	25	2	Air Force	FA-16
46	Michael BURTON	FB	6-0	240	27	5	Rutgers	UFA-19 (Chi.)
47	Alex ANZALONE	LB	6-3	241	24	3	Florida	D3b-17
48	J.T. GRAY	DB	6-0	202	23	2	Mississippi State	FA-18
49	Zach WOOD	LS	6-3	255	26	3	Southern Methodist	FA-17
50	Wes HORTON	DE	6-5	265	29	7	Southern California	UFA-19 (CAR)
51	Colton JUMPER	LB	6-2	229	24	1	Tennessee	FA-19
52	Craig ROBERTSON	LB	6-1	234	31	8	North Texas	UFA-16 (Cle.)
53	A.J. KLEIN	LB	6-1	240	27	7	Iowa State	UFA-17 (Car.)
55	Kaden ELLISS	LB	6-2	238	24	R	Idaho	D7b-19
56	Demario DAVIS	LB	6-2	248	30	8	Arkansas State	UFA-18 (NYJ)

2019 NUMERICAL ROSTER

NO.	NAME	POS.	HT.	WT.	AGE	EXP.	COLLEGE	HOW ACQUIRED
57	Carl GRANDERSON	DE	6-5	261	22	R	Wyoming	FA-19
58	Porter GUSTIN	LB	6-5	260	22	R	Southern California	FA-19
59	Vince BIEGEL	LB	6-3	246	25	3	Wisconsin	FA-18
61	Marcus HENRY	C	6-2	303	26	1	Boise State	FA-19
62	Nick EASTON	C/G	6-3	303	27	5	Harvard	UFA-19 (Minn.)
63	Cameron TOM	C	6-4	300	23	3	Southern Mississippi	FA-17
64	Will CLAPP	C	6-5	311	23	2	Louisiana State	D7-18
65	Ulrick JOHN	T	6-6	312	27	6	Georgia State	UFA-19 (NE)
66	Ryan GROV	C	6-5	320	28	6	Wisconsin	UFA-19 (BUF)
67	Larry WARFORD	G	6-3	317	28	7	Kentucky	UFA-17 (Det.)
68	Derrick KELLY II	OL	6-5	320	23	R	Florida State	FA-19
69	Corbin KAUFUSI	DE	6-9	275	26	R	Brigham Young	FA-19
70	Michael OLA	T	6-5	312	31	6	Hampton	Fa-18
71	Ryan RAMCZYK	T	6-6	314	25	3	Wisconsin	D1b-17
72	Terron ARMSTEAD	T	6-5	304	27	7	Arkansas-Pine Bluff	D3a-13
73	Ethan GREENIDGE	OL	6-4	335	21	R	Villanova	FA-19
74	Shy TUTTLE	DT	6-3	300	23	R	Tennessee	FA-19
75	Andrus PEAT	G/T	6-7	316	25	5	Stanford	D1a-15
76	Kenny BIGELOW JR.	DL	6-4	307	24	R	West Virginia	FA-19
77	Marshall NEWHOUSE	G	6-4	330	30	10	Texas Christian	UFA-19 (CAR)
78	Erik MCCOY	C	6-4	303	21	R	Texas A&M	D2-19
79	Nate WOZNIAK	OL	6-10	280	24	1	Minnesota	FA-18
80	Austin CARR	WR	6-1	195	25	3	Northwestern	WAI-17 (NE)
81	Cameron MEREDITH	WR	6-3	207	26	5	Illinois State	RFA-18 (Chi.)
83	Cyril GRAYSON JR.	WR	5-9	183	25	1	Louisiana State	FA-19
84	Li'l Jordan HUMPHREY	WR	6-4	225	21	R	Texas	FA-19
85	Dan ARNOLD	TE	6-6	220	24	3	Wisconsin-Platteville	FA-17
86	Alizé MACK	TE	6-4	249	22	R	Notre Dame	D7a-19
87	Jared COOK	TE	6-5	254	32	11	South Carolina	UFA-19 (Oak.)
88	Chad HANSEN	WR	6-2	202	24	2	California	FA-19
89	Josh HILL	TE	6-5	250	29	7	Idaho State	FA-13
90	Malcom BROWN	DT	6-2	320	25	5	Texas	UFA-19 (NE)
91	Trey HENDRICKSON	DE	6-4	270	24	3	Florida Atlantic	D3c-17
92	Marcus DAVENPORT	DE	6-6	265	22	2	Texas San-Antonio	D1-18
93	David ONYEMATA	DT	6-4	300	26	4	Manitoba (Canada)	D4-16
94	Cameron JORDAN	DE	6-4	287	29	9	California	D1a-11
95	Taylor STALLWORTH	DT	6-2	305	23	2	South Carolina	FA-18
96	Sylvester WILLIAMS	DL	6-2	328	30	7	North Carolina	UFA-19 (Mia.)
97	Mario EDWARDS JR.	DE	6-3	280	25	5	Florida State	UFA-19 (NYG)
98	Sheldon RANKINS	DT	6-2	305	25	4	Louisville	D1-16
99	Geneo GRISSOM	DL	6-4	265	26	5	Oklahoma	UFA-19 (Ind.)

HEAD COACH: SEAN PAYTON. Assistants: Dennis Allen (Defensive Coordinator), Charles Byrd (Assistant Strength and Conditioning), Dan Campbell (Assistant Head Coach/Tight Ends), Pete Carmichael (Offensive Coordinator), Ronald Curry (Wide Receivers), Dan Dalrymple (Head Strength and Conditioning), Declan Doyle (Offensive Assistant), Phil Galiano (Assistant Special Teams), Peter Giunta (Senior Defensive Assistant), Aaron Glenn (Secondary), Michael Hodges (Assistant Linebackers), Curtis Johnson (Senior Offensive Assistant), Joe Lombardi (Quarterbacks), Ryan Nielsen (Defensive Line), Mike Nolan (Linebackers), Brendan Nugent (Assistant Offensive Line), Kevin Petry (Coaching Assistant), Darren Rizzi (Special Teams Coordinator), Dan Roushar (Offensive Line), Joel Thomas (Running Backs), Leigh Torrence (Defensive Assistant), Rob Wenning (Assistant Strength and Conditioning), Michael Wilhoite (Special Teams Assistant), D.J. Williams (Offensive Assistant), Brian Young (Pass Rush Specialist).

HOW THE SAINTS WERE BUILT

2006 (1)

FREE AGENTS

QB **Drew Brees** (UFA-SD)

2009 (1)

DRAFT

P **Thomas Morstead** (5)

2011 (1)

DRAFT

DE **Cameron Jordan** (1a)

2013 (2)

DRAFT

T **Terron Armstead** (3a)

FREE AGENTS

TE **Josh Hill** (Rookie FA)

2015 (2)

DRAFT

T **Andrus Peat** (1a)
CB **P.J. Williams** (3b)

2016 (9)

DRAFT

DT **Sheldon Rankins** (1)
WR **Michael Thomas** (2a)
S **Vonn Bell** (2b)
DT **David Onyemata** (4)

FREE AGENTS

S **Chris Banjo** (FA)
CB **Ken Crawley** (Rookie FA)
TE **Garrett Griffin** (Rookie FA)
K **Wil Lutz** (FA)
LB **Craig Robertson** (UFA-Cle.)

2017 (16)

DRAFT

CB **Marshon Lattimore** (1a)
T **Ryan Ramczyk** (1b)
S **Marcus Williams** (2)
RB **Alvin Kamara** (3a)
LB **Alex Anzalone** (3b)
DE **Trey Hendrickson** (3c)

FREE AGENTS

WR **Dan Arnold** (Rookie FA)
WR **Ted Ginn Jr.** (UFA-Car.)
DB **Justin Hardee** (FA)
LB **A.J. Klein** (UFA-Car.)
FB **Zach Line** (UFA-Min.)
C **Cameron Tom** (Rookie FA)
G **Larry Warford** (UFA-Det.)
LS **Zach Wood** (FA)

WAIVERS

WR **Austin Carr** (NE)
QB **Taysom Hill** (GB)

2018 (20)

DRAFT

DE **Marcus Davenport** (1)
WR **Tre'Quan Smith** (3)
C/G **Will Clapp** (7)

FREE AGENTS

QB **J.T. Barrett IV** (Rookie FA)
LB **Vince Biegel** (FA)
DB **Chris Campbell** (FA)
WR **Simmie Cobbs Jr.** (FA)
LB **Demario Davis** (UFA-NYJ)
DB **J.T. Gray** (Rookie FA)
LB **Colton Jumper** (Rookie FA)
WR **Keith Kirkwood** (Rookie FA)
WR **Cameron Meredith** (RFA-Chi.)
OL **Michael Ola** (UFA-LAC)
CB **Patrick Robinson** (UFA-Phi.)
LB **Darnell Sankey** (FA)
DL **Taylor Stallworth** (Rookie FA)
RB **Dwayne Washington** (FA)
OL **Nate Wozniak** (Rookie FA)

TRADES

CB **Eli Apple** (NYG)
QB **Teddy Bridgewater** (NYJ)

2019 (38)

DRAFT

C **Erik McCoy** (2)
S **C.J. Gardner-Johnson** (4)
S **Saquan Hampton** (6)
TE **Alize Mack** (7a)
LB **Kaden Ellis** (7b)

FREE AGENTS

RB **Javorius Allen** (UFA-Bal.)
DL **Kenny Bigelow Jr.** (Rookie FA)
DT **Malcom Brown** (UFA-NE)
FB **Michael Burton** (UFA-Chi.)
WR **Emmanuel Butler** (Rookie FA)
TE **Jared Cook** (UFA-Oak.)
RB **Matthew Dayes** (FA)
C/G **Nick Easton** (UFA-Min.)
DE **Mario Edwards Jr.** (UFA-NYG)
DE **Carl Granderson** (Rookie FA)
WR **Cyril Grayson Jr.** (FA)
OL **Ethan Greenidge** (Rookie FA)
DL **Geneo Grissom** (UFA-Ind.)
C **Ryan Groy** (UFA-Buf.)
DL **Porter Gustin** (Rookie FA)
WR **Chad Hansen** (FA)
WR/RS **Deonte Harris** (Rookie FA)
C **Marcus Henry** (FA)
DE **Wes Horton** (UFA-Car.)
WR **Lil' Jordan Humphrey** (Rookie FA)
T **Ulrick John** (UFA-NE)
DE **Corbin Kaufusi** (Rookie FA)
OL **Derrick Kelly II** (Rookie FA)
WR **Rishard Matthews** (UFA-NYJ)
LS **Nick Moore** (Rookie FA)
RB **Latavius Murray** (UFA-Min.)
T **Marshall Newhouse** (UFA-Car.)
RB **Devin Ozigbo** (Rookie FA)
CB/RS **Marcus Sherels** (UFA-Min.)
DT **Shy Tuttle** (Rookie FA)
CB **Kayvon Webster** (UFA-Hou.)
DT **Sylvester Williams** (UFA-Mia.)
DB **Terrell Williams Jr.** (FA)



REVIEW

2018 NFL SEASON IN REVIEW

2018 NFL Standings

NATIONAL FOOTBALL CONFERENCE

	NFC East				PTS.	PA
	W	L	T	PCT.		
Dallas	10	6	0	.625	339	324
Philadelphia	9	7	0	.563	367	348
Washington	7	9	0	.438	281	359
New York Giants	5	11	0	.313	369	412

	NFC North				PTS.	PA
	W	L	T	PCT.		
Chicago	12	4	0	.750	421	283
Minnesota	8	7	1	.531	360	341
Green Bay	6	9	1	.406	376	400
Detroit	6	10	0	.375	324	360

	NFC South				PTS.	PA
	W	L	T	PCT.		
New Orleans	13	3	0	.813	504	353
Atlanta	7	9	0	.438	414	423
Carolina	7	9	0	.438	376	382
Tampa Bay	5	11	0	.313	396	464

	NFC West				PTS.	PA
	W	L	T	PCT.		
L.A. Rams	13	3	0	.813	527	384
Seattle	10	6	0	.625	428	347
San Francisco	4	12	0	.250	342	435
Arizona	3	13	0	.188	225	425

AMERICAN FOOTBALL CONFERENCE

	AFC East				PTS.	PA
	W	L	T	PCT.		
New England	11	5	0	.688	436	325
Miami	7	9	0	.438	319	433
Buffalo	6	10	0	.375	269	374
New York Jets	4	12	0	.250	333	441

	AFC North				PTS.	PA
	W	L	T	PCT.		
Baltimore	10	6	0	.625	389	287
Pittsburgh	9	6	1	.594	428	360
Cleveland	7	8	1	.469	359	392
Cincinnati	6	10	0	.375	368	455

	AFC South				PTS.	PA
	W	L	T	PCT.		
Houston	11	5	0	.688	402	316
Indianapolis	10	6	0	.625	433	344
Tennessee	9	7	0	.563	310	303
Jacksonville	5	11	0	.313	245	316

	AFC West				PTS.	PA
	W	L	T	PCT.		
Kansas City	12	4	0	.750	565	421
L.A. Chargers	12	4	0	.750	428	329
Denver	6	10	0	.375	329	349
Oakland	4	12	0	.250	290	467

2018 NFL Postseason Results



NFC WILD CARD PLAYOFF GAMES

Dallas Cowboys 24, Seattle Seahawks 22
Philadelphia Eagles 16, Chicago Bears 15

AFC WILD CARD PLAYOFF GAMES

Indianapolis Colts 21, Houston Texans 7
Los Angeles Chargers 23, Baltimore Ravens 17



NFC DIVISIONAL PLAYOFF GAMES

Los Angeles Rams 30, Dallas Cowboys 22
New Orleans Saints 20, Philadelphia Eagles 14

AFC DIVISIONAL PLAYOFF GAMES

New England Patriots 41, Los Angeles Chargers 28
Kansas City Chiefs 31, Indianapolis Colts 13



NFC CHAMPIONSHIP GAME

Los Angeles Rams 26, New Orleans Saints 23



AFC CHAMPIONSHIP GAME

New England Patriots 37, Kansas City Chiefs 31



SUPER BOWL LIII

New England Patriots 13, Los Angeles Rams 3

REGULAR SEASON FINAL STATISTICS

2018

RECORD: 13-3

FINISH: 1st-NFC SOUTH

Date	W/L	Score	Opponent	Attendance	SCORING	TD	R	Pa	Rt	PAT	FG	S	TP	INTERCEPTIONS	NO.	YDS	AVG	LONG	TD			
9/9	L	40-48	Tampa Bay	73,038	Lutz	0	0	0	0	52/53	28/30	0	136	M. Williams	2	100	50.0	78	0			
9/16	W	21-18	Cleveland	73,086	Kamara	18	14	4	0	0/0	0/0	3	114	Apple	2	29	14.5	29	0			
9/23	W	43-37	at Atlanta	74,457	Thomas	9	0	0	0	0/0	0/0	0	54	Banjo	2	0	0.0	0	0			
9/30	W	33-18	at N.Y. Giants	78,213	Ingram	7	6	1	0	0/0	0/0	0	42	Lattimore	2	0	0.0	0	0			
10/8	W	43-19	Washington	73,028	T. Smith	5	0	5	0	0/0	0/0	0	30	Hardee	1	77	77.0	77	0			
10/21	W	24-23	at Baltimore	70,639	Brees	4	4	0	0	0/0	0/0	0	24	P. Williams	1	45	45.0	45t	1			
10/28	W	30-20	at Minnesota	66,801	Ginn	2	0	2	0	0/0	0/0	1	14	Klein	1	6	6.0	6	0			
11/4	W	45-35	L.A. Rams	73,086	Kirkwood	2	0	2	0	0/0	0/0	0	12	Anzalone	1	2	2.0	2	0			
11/11	W	51-14	at Cincinnati	52,492	T. Hill	2	2	0	0	0/0	0/0	0	12	Saints	12	259	21.6	78	1			
11/18	W	48-7	Philadelphia	73,042	Carr	2	0	2	0	0/0	0/0	0	12	Opponents	7	75	10.7	29	0			
11/22	W	31-17	Atlanta	73,017	Watson	2	0	2	0	0/0	0/0	0	12									
11/29	L	10-13	at Dallas	93,004	Line	2	0	2	0	0/0	0/0	0	12	PUNTING	No.	Yds	Avg	Net	TB	In	Lg	B
12/9	W	28-14	at Tampa Bay	53,495	J. Hill	1	0	1	0	0/0	0/0	0	6	Morstead	43	1996	46.4	43.2	4	15	60	0
12/17	W	12-9	at Carolina	74,188	Meredith	1	0	1	0	0/0	0/0	0	6	Saints	43	1996	46.4	43.2	4	15	60	0
12/23	W	31-28	Pittsburgh	73,086	P. Williams	1	0	0	1	0/0	0/0	0	6	Opponents	53	2246	42.4	38.7	2	12	62	2
12/30	L	14-33	Carolina	73,028	Lewis	1	0	1	0	0/0	0/0	0	6									

TEAM STATISTICS

Total First Downs 377

Rushing 134

Passing 210

Penalty 33

3rd Down: Made/Att 82/184

3rd Down Pct. 44.6%

4th Down: Made/Att 13/16

4th Down Pct. 81.3%

POSSESSION AVG. 31:39

TOTAL NET YARDS 6067

Avg. Per Game 379.2

Total Plays 1010

Avg. Per Play 6.0

NET YARDS RUSHING 2025

Avg. Per Game 126.6

Total Rushes 471

NET YARDS PASSING 4042

Avg. Per Game 252.6

Sacked/Yards Lost 20/132

Gross Yards 4174

Attempts/Completions 519/381

Completion Pct. 73.4%

Had Intercepted 7

PUNTS/AVERAGE 43/46.4

NET PUNTING AVG. 43.2

PENALTIES/YARDS 94/939

FUMBLES/BALL LOST 18/9

TOUCHDOWNS 60

Rushing 26

Passing 33

Returns 1

SCORE BY PERIODS

Saints 81 161 94 162 6 504

Opponents 98 101 71 83 0 353

OPPONENTS

Saints 60 26 33 1 52/53 28/30 4 504

Opponents 43 12 30 1 32/37 17/23 5 353

2-PT. Conversions: Saints: 4/6, Opponents: 5/6

SACKS

Jordan 12, Rankins 8, Davis 5, Onyemata 4.5, Davenport 4.5, Okafor 4.0, Klein 2, Davison 2, Anzalone 2, P. Williams 1, Bell 1, M. Williams 1, Robertson 1, Stallworth 1

Saints: 49.0, Opponents: 20.0

FUM LOST

M. Thomas 2, Lewis 1, T. Hill 1, Brees 1, Ginn 1, Ingram 1, Gillislee 1, Meredith 1

Saints: 9

RUSHING

No Yds Avg LG TD

Kamara 194 883 4.6 49t 14

Ingram 138 645 4.7 38 6

T. Hill 37 196 5.3 35 2

Washington 27 154 5.7 28 0

Gillislee 16 43 2.7 5 0

Line 9 41 4.6 9 0

Ginn 3 26 8.7 20 0

Brees 31 22 0.7 11 4

Lewis 2 10 5.0 6 0

Bridgewater 11 5 0.5 9 0

J. Williams 3 0 0.0 1 0

Saints 471 2025 4.3 49t 26

Opponents 356 1283 3.6 28t 12

RECEIVING

No. Yds Avg Long TD

Thomas 125 1405 11.2 72t 9

Kamara 81 709 8.8 42 4

Watson 35 400 11.4 32 2

T. Smith 28 427 15.3 62t 5

Ingram 21 170 8.1 28t 1

Ginn 17 209 12.3 42 2

J. Hill 16 185 11.6 23 1

Kirkwood 13 209 16.1 42 2

Arnold 12 150 12.5 25t 1

Meredith 9 114 12.7 46 1

Carr 9 97 10.8 25 2

Line 5 14 2.8 5 2

Lewis 3 60 20.0 28t 1

T. Hill 3 4 1.3 5 0

Hardee 1 10 10.0 10 0

Gillislee 1 9 9.0 9 0

Brees 1 1 1.0 1 0

J. Williams 1 1 1.0 1 0

Saints 381 4174 11.0 72t 33

Opponents 384 4623 12.0 75t 30

PUNT RET.

Ret FC Yds Avg Long TD

Kamara 12 9 82 6.8 16 0

Lewis 8 6 60 7.5 17 0

Tate 3 0 15 5.0 8 0

T. Hill 1 0 0 0.0 0 0

Carr 0 1 0 0 0 0

Ginn 0 2 0 0 0 0

Saints 24 18 157 6.5 17 0

Opponents 12 15 60 5.0 16 0

KICKOFF RET.

No. Yds Avg Long TD

T. Hill 14 348 24.9 47 0

Kamara 4 126 31.5 50 0

Lewis 3 69 23.0 26 0

Line 1 16 16.0 16 0

Ginn 1 1 1.0 1 0

Saints 23 560 24.3 50 0

Opponents 39 885 22.7 48 0

FIELD GOALS

1-19 20-29 30-39 40-49 50+

Lutz 1/1 5/5 9/9 11/12 2/3

Team 1/1 5/5 9/9 11/12 2/3

Opponents 0/0 2/2 10/10 2/6 3/5

LUTZ

(36G) (31G, 44N, 44G) (49G, 21G, 45G) (42G, 34G, 37G, 26G) (44G) (39G) (52G, 42G, 42G) (54G)

(29G, 42G, 41G) (38G, 19G) (22G) (33G) (30G, 36G)

(46G, 24G) (43G, 50N) ()

OPPONENTS

(33G, 36G, 44N) (39G, 39G, 44N, 52N) ()

(33G) (37G, 53G) (31G) () (51N, 56G, 34G) () () (32G)

(26G, 46G) (46N, 40N) () (49G, 30G) (22G, 51G)

2018 NFC SOUTH STANDINGS

Saints Finish: 1st Place

	W	L	T	Pct.
New Orleans	13	3	0	.813
Atlanta	7	9	0	.438
Carolina	7	9	0	.438
Tampa Bay	5	11	0	.313

FOOTBALL

2018 DEFENSIVE STATISTICS

Name	Regular Defensive Plays									Special Teams					MISC			
	SOLO	AST	TOT	SACK / YDS	INT	PD	FF	FR		TKL	AST	FF	FR	BL	TKL	AST	FF	FR
DAVIS, DEMARIO	74	36	110	5	43	0	4	2	1	0	0	0	0	0	0	0	0	0
BELL, VONN	61	26	87	1	9	0	3	1	1	2	0	0	0	0	0	0	0	0
KLEIN, A.J.	42	28	70	2	13	1	3	0	2	0	0	0	0	0	0	0	0	0
ANZALONE, ALEX	45	14	59	2	10	1	2	3	0	0	0	0	0	0	0	0	0	0
LATTIMORE, MARSHON	49	10	59	0	0	2	12	4	3	0	0	0	0	0	0	0	0	0
WILLIAMS, MARCUS	46	9	55	1	6	2	3	1	1	3	0	0	0	0	0	0	0	0
WILLIAMS, P.J.	44	9	53	1	10	1	9	2	0	0	0	0	0	0	0	0	0	0
APPLE, ELI	42	10	52	0	0	2	9	0	1	0	0	0	0	0	0	0	0	0
JORDAN, CAMERON	35	14	49	12	67	0	6	1	1	0	0	0	0	0	0	0	0	0
RANKINS, SHELDON	26	14	40	8	61	0	1	1	0	0	0	0	0	0	0	0	0	0
OKAFOR, ALEX	25	11	36	4	17	0	1	0	1	0	0	0	0	0	1	0	0	0
ONYEMATA, DAVID	23	13	36	4.5	35.5	0	1	1	0	0	0	0	0	0	0	0	0	0
CRAWLEY, KEN	28	3	31	0	0	0	6	0	0	0	0	0	0	0	0	0	0	0
COLEMAN, KURT	20	10	30	0	0	0	0	1	0	1	1	0	0	0	0	0	0	0
DAVISON, TYELER	8	15	23	2	10	0	1	1	0	0	0	0	0	0	0	0	0	0
DAVENPORT, MARCUS	12	10	22	4.5	31.5	0	2	1	0	0	0	0	0	0	0	0	0	0
TE'O, MANTI	12	6	18	0	0	0	1	0	0	0	0	0	0	0	0	0	0	0
ROBERTSON, CRAIG	8	2	10	1	5	0	0	0	0	3	1	0	0	0	0	0	0	0
HARDEE, JUSTIN	9	0	9	0	0	1	2	0	0	8	2	0	0	0	0	0	0	0
STALLWORTH, TAYLOR	5	3	8	1	0	0	0	0	1	0	0	0	0	0	0	0	0	0
ROBINSON, PATRICK	3	3	6	0	0	0	0	0	0	0	0	0	0	0	0	0	0	0
HENDRICKSON, TREY	5	0	5	0	0	0	0	0	0	0	0	0	0	0	0	0	0	0
BANJO, CHRIS	3	2	5	0	0	2	3	0	0	5	0	0	0	0	0	0	0	0
BROMLEY, JAY	3	1	4	0	0	0	0	0	0	0	0	0	0	0	0	0	0	0
ROBINSON, JOSH	2	0	2	0	0	0	0	0	0	2	2	0	0	0	0	0	0	0
BIEGEL, VINCE	0	0	0	0	0	0	0	0	0	3	1	0	0	0	0	0	0	0
BREES, DREW	0	0	0	0	0	0	0	0	0	0	0	0	0	0	0	0	0	3
GILLISLEE, MIKE	0	0	0	0	0	0	0	0	0	3	0	0	0	0	0	0	0	0
GINN, TED	0	0	0	0	0	0	0	0	0	0	0	0	0	0	1	0	0	0
GRAY, J.T.	0	0	0	0	0	0	0	0	0	1	1	0	0	0	0	0	0	0
HILL, JOSH	0	0	0	0	0	0	0	0	0	0	0	0	0	0	1	0	0	0
HILL, TAYSOM	0	0	0	0	0	0	0	0	0	4	2	0	0	1	0	0	0	0
INGRAM II, MARK	0	0	0	0	0	0	0	0	0	0	0	0	0	0	0	0	0	1
KIRKWOOD, KEITH	0	0	0	0	0	0	0	0	0	1	0	0	0	0	1	0	0	0
LINE, ZACH	0	0	0	0	0	0	0	0	0	2	0	0	0	0	0	0	0	0
LUTZ, WIL	0	0	0	0	0	0	0	0	0	3	0	0	0	0	0	0	0	0
RAMCZYK, RYAN	0	0	0	0	0	0	0	0	0	0	0	0	0	0	3	0	0	0
SMITH, TRE'QUAN	0	0	0	0	0	0	0	0	0	0	0	0	0	0	1	0	0	0
TATE, BRANDON	0	0	0	0	0	0	0	0	0	0	0	0	1	0	0	0	0	0
THOMAS, MICHAEL	0	0	0	0	0	0	0	0	0	0	0	0	0	0	1	0	0	1
UNGER, MAX	0	0	0	0	0	0	0	0	0	0	0	0	0	0	3	0	0	0
WASHINGTON, DWAYNE	0	0	0	0	0	0	0	0	0	3	0	0	0	0	0	0	0	0
WATSON, BENJAMIN	0	0	0	0	0	0	0	0	0	0	0	0	0	0	1	0	0	0
WOOD, ZACH	0	0	0	0	0	0	0	0	0	1	0	0	0	0	0	0	0	0
TOTALS	630	249	879	49	318	12	69	19	12	45	10	0	1	2	11	0	0	5

Defense: **TKL:** tackle, **AST:** assist, **TOT:** total, **INT:** interception, **PD:** pass defense, **FF:** forced fumble, **FR:** fumble recovery. **Special Teams:** **BL:** kicks blocked.

POSTSEASON FINAL STATISTICS

2018

RECORD: 1-1

Date	W/L	Score	Opponent	Attendance	SCORING	TD	Ru	Pa	Rt	PAT	FG	S	TP	INTERCEPTIONS	NO.	YDS	AVG	LONG	TD		
1/13	W	20-14	Philadelphia		Lutz	0	0	0	0	4/4	5/6	0	19	Lattimore	2	14	7.0	14	0		
1/20	Lot	23-26	L.A. Rams		Thomas	1	0	1	0			0	6	Davis	1	1	1.0	1	0		
					Griffin	1	0	1	0			0	6	Saints	3	15	5.0	14	0		
					T.Hill	1	0	1	0			0	6	Opponents	2	0	0.0	0	0		
					Kirkwood	1	0	1	0			0	6								
					SACKS: Jordan 1																
					Saints: 1.0, Opponents: 4.0																
					RUSHING																
					Kamara	24	86	3.6	15	0					Lewis	3	4	8	2.7	8	0
					Ingram	18	84	4.7	36	0				Saints	3	4	8	2.7	8	0	
					T.Hill	3	8	2.7	4	0				Opponents	1	4	0	0.0	0	0	
					T.Smith	1	5	5.0	5	0											
					Line	1	4	4.0	4	0				KICKOFF RET.	No.	Yds	Avg	Long	TD		
					Brees	5	-2	-0.4	1	0				Kamara	6	164	27.3	34	0		
					Saints	52	185	3.6	36	0				Opponents	2	36	18.0	19	0		
					Opponents	42	126	3.0	16	2											
					RECEIVING																
					Thomas	16	207	12.9	42	1				Lutz	0/0	1/1	3/3	1/1	0/1		
					Kamara	15	131	8.7	23	0				Saints	0/0	1/1	3/3	1/1	0/1		
					Ginn	6	102	17.0	43	0				Opponents	0/0	1/1	1/1	1/1	1/1		
					J.Hill	4	31	7.8	24	0											
					Ingram	4	15	3.8	8	0											
					T.Smith	2	25	12.5	15	0											
					Griffin	2	12	6.0	7	1											
					Kirkwood	2	8	4.0	6	1											
					Watson	1	12	12.0	12	0											
					Carr	1	5	5.0	5	0											
					T.Hill	1	5	2.0	21	1											
					Saints	54	550	10.2	43	4											
					Opponents	44	510	11.6	39	2											
					TOUCHDOWNS																
					Rushing	0	2														
					Passing	4	2														
					Returns	0	0														
					SCORE BY PERIODS																
					Q1	Q2	Q3	Q4	OT	PTS											
					Saints	13	10	14	6	0	43										
					Opponents	14	10	7	6	3	40										

PASSING	Att	Cmp	Yds	Cmp%	Yds/Att	TD	TD%	Int	Int%	Long	Sack/Lost	Rating
Brees	78	54	550	69.2%	7.1	4	5.1%	2	2.6%	43	4/25	95.6
T. Hill	1	0	0	0.0%	0.0	0	0.0%	0	0.0%	0	0/0	39.6
Team	79	54	550	68.4%	7.0	4	5.1%	2	2.5%	43	4/25	94.4
Opponents	72	44	510	61.1%	7.1	2	2.8%	3	4.2%	39	1/8	74.4

POSTSEASON DEFENSIVE STATISTICS

Name	Regular Defensive Plays									Special Teams					MISC			
	SOLO	AST	TOT	SACK / YDS	INT	PD	FF	FR		TKL	AST	FF	FR	BL	TKL	AST	FF	FR
DAVIS, DEMARIO	14	8	22	0	0	1	1	0	0	0	0	0	0	0	0	0	0	0
WILLIAMS, P.J.	9	2	11	0	0	0	2	0	0	0	0	0	0	0	0	0	0	0
LATTIMORE, MARSHON	9	1	10	0	0	2	2	0	0	0	0	0	0	0	0	0	0	0
APPLE, ELI	7	1	8	0	0	0	1	0	0	0	0	0	0	0	0	0	0	0
BELL, VONN	5	2	7	0	0	0	1	0	0	1	0	0	0	0	0	0	0	0
KLEIN, A.J.	5	2	7	0	0	0	0	0	0	0	0	0	0	0	0	0	0	0
WILLIAMS, MARCUS	3	4	7	0	0	0	0	0	0	0	0	0	0	0	0	0	0	0
DAVISON, TYELER	3	3	6	0	0	0	0	0	0	0	0	0	0	0	0	0	0	0
JORDAN, CAMERON	4	2	6	1	8	0	1	0	0	0	0	0	0	0	0	0	0	0
OKAFOR, ALEX	3	2	5	0	0	0	0	0	0	0	0	0	0	0	0	0	0	0
STALLWORTH, TAYLOR	2	3	5	0	0	0	0	0	0	0	0	0	0	0	0	0	0	0
DAVENPORT, MARCUS	3	1	4	0	0	0	0	0	0	0	0	0	0	0	0	0	0	0
ONYEMATA, DAVID	2	2	4	0	0	0	0	0	0	0	0	0	0	0	0	0	0	0
ANZALONE, ALEX	1	2	3	0	0	0	0	0	0	0	0	0	0	0	0	0	0	0
BANJO, CHRIS	1	0	1	0	0	0	0	0	0	0	0	0	0	0	0	0	0	0
BREES, DREW	0	0	0	0	0	0	0	0	0	0	0	0	0	0	0	0	0	1
COLEMAN, KURT	0	0	0	0	0	0	0	0	0	0	1	0	0	0	0	0	0	0
HARDEE, JUSTIN	0	0	0	0	0	0	0	0	0	1	0	0	0	0	0	0	0	0
HILL, TAYSON	0	0	0	0	0	0	0	0	0	0	1	0	0	0	0	0	0	0
KAMARA, ALVIN	0	0	0	0	0	0	0	0	0	0	0	0	0	0	0	0	0	1
RAMCZYK, RYAN	0	0	0	0	0	0	0	0	0	0	0	0	0	0	0	0	0	1
THOMAS, MICHAEL	0	0	0	0	0	0	0	0	0	0	0	0	0	0	2	0	0	0
TOTALS	71	35	106	1	8	3	8	0	0	2	2	0	0	0	2	0	0	3

Defense: **TKL:** tackle, **AST:** assist, **TOT:** total, **INT:** interception, **PD:** pass defense, **FF:** forced fumble, **FR:** fumble recovery. **Special Teams:** **BL:** kicks blocked.



2018 GAME BY GAME STARTERS

OFFENSE										
Date	Opp.	WR	LT	LG	C	RG	RT	TE	WR	QB
9/9	TB	Ginn	Armstead	LeRibeus	Unger	Warford	Ramczyk	Watson	Thomas	Brees
9/16	CLE	T. Hill (TE)	Armstead	Peat	Unger	Warford	Ramczyk	Watson	Thomas	Brees
9/23	@ATL	Ginn	Armstead	LeRibeus	Unger	Warford	Ramczyk	J.Hill	Thomas	Brees
10/8	WAS	Smith	Armstead	LeRibeus	Unger	Warford	Ramczyk	J.Hill	Thomas	Brees
10/21	@BAL	Smith	Armstead	Peat	Unger	Warford	Ramczyk	J.Hill	Thomas	Brees
10/28	@MIN	Kamara	Armstead	Peat	Unger	Warford	Ramczyk	J.Hill	Thomas	Brees
11/4	LAR	T.Hill (TE)	Armstead	Peat	Unger	Warford	Ramczyk	Arnold	Thomas	Brees
11/11	@CIN	Kamara	Bushrod	Peat	Unger	Warford	Ramczyk	J.Hill	Thomas	Brees
11/18	PHI	Lewis	Bushrod	Peat	Unger	Warford	Ramczyk	Ola (OL)	Thomas	Brees
11/22	ATL	Smith	Bushrod	Peat	Unger	Warford	Ramczyk	J. Hill	Thomas	Brees
11/29	@DAL	Lewis	Bushrod	Peat	Unger	Warford	Ramczyk	J. Hill	Thomas	Brees
12/9	@TB	Kamara	Bushrod	Peat	Unger	Warford	Ramczyk	J. Hill	Thomas	Brees
12/17	@CAR	Kamara (RB)	Bushrod	Peat	Unger	Warford	Ramczyk	J. Hill	Thomas	Brees
12/23	PIT	Smith	Armstead	Peat	Unger	Warford	Ramczyk	J. Hill	Thomas	Brees
12/30	CAR	Lewis	Peat	Clapp	Unger	Tom	Lucas	J. Hill	Thomas	Bridgewater
DEFENSE										
Date	Opp.	LDE	LDT	RDT	RDE	WLB	MLB	SAM	LCB	RCB
9/9	TB	Jordan	Rankins	Davison	Okafor	Davis	Anzalone	Robinson (NB)	Lattimore	Crawley
9/16	CLE	Jordan	Rankins	Onyemata	Okafor	Davis	Te'o	Klein	Crawley	Lattimore
9/23	@ATL	Jordan	Rankins	Onyemata	Okafor	Davis	Anzalone	Klein	P.J. Williams	Lattimore
10/8	WAS	Jordan	Rankins	Onyemata	Okafor	Davis	Bell (NB)	Klein	Crawley	Lattimore
10/21	@BAL	Jordan	Rankins	Davison	Okafor	Davis	P.J. Williams (NB)	Klein	Crawley	Lattimore
10/28	@MIN	Jordan	Rankins	Davison	Okafor	Davis	Te'o	Klein	Apple	Lattimore
11/4	LAR	Jordan	Rankins	Davison	Okafor	Davis	P.J. Williams (NB)	Klein	Apple	Lattimore
11/11	@CIN	Jordan	Rankins	Davison	Okafor	Davis	Anzalone	Klein	Apple	Lattimore
11/18	PHI	Jordan	Rankins	Davison	Okafor	Davis	P.J. Williams (NB)	Klein	Apple	Lattimore
11/22	ATL	Jordan	Rankins	Davison	Okafor	Davis	Anzalone	Klein	Apple	Lattimore
11/29	@DAL	Jordan	Rankins	Davison	Okafor	Davis	Anzalone	Klein	Apple	Lattimore
12/9	@TB	Jordan	Rankins	Davison	Okafor	Davis	P.J. Williams (NB)	Klein	Apple	Lattimore
12/17	@CAR	Jordan	Rankins	Davison	Okafor	Davis	P.J. Williams (NB)	Klein	Apple	Lattimore
12/23	PIT	Jordan	Rankins	Davison	Okafor	Davis	P.J. Williams (NB)	Klein	Apple	Lattimore
12/30	CAR	Jordan	Rankins	Davison	Okafor	Davis	Anzalone	Klein	Apple	Lattimore
FS										
9/9	TB	M. Williams	Bell	Coleman	Coleman	M. Williams	M. Williams	M. Williams	M. Williams	M. Williams
9/16	CLE	M. Williams	Coleman	Coleman	Coleman	M. Williams	M. Williams	M. Williams	M. Williams	M. Williams
9/23	@ATL	M. Williams	Coleman	Coleman	Coleman	M. Williams	M. Williams	M. Williams	M. Williams	M. Williams
10/8	WAS	M. Williams	Coleman	Coleman	Coleman	M. Williams	M. Williams	M. Williams	M. Williams	M. Williams
10/21	@BAL	M. Williams	Coleman	Coleman	Coleman	M. Williams	M. Williams	M. Williams	M. Williams	M. Williams
10/28	@MIN	M. Williams	Coleman	Coleman	Coleman	M. Williams	M. Williams	M. Williams	M. Williams	M. Williams
11/4	LAR	M. Williams	Coleman	Coleman	Coleman	M. Williams	M. Williams	M. Williams	M. Williams	M. Williams
11/11	@CIN	M. Williams	Coleman	Coleman	Coleman	M. Williams	M. Williams	M. Williams	M. Williams	M. Williams
11/18	PHI	M. Williams	Coleman	Coleman	Coleman	M. Williams	M. Williams	M. Williams	M. Williams	M. Williams
11/22	ATL	M. Williams	Coleman	Coleman	Coleman	M. Williams	M. Williams	M. Williams	M. Williams	M. Williams
11/29	@DAL	M. Williams	Coleman	Coleman	Coleman	M. Williams	M. Williams	M. Williams	M. Williams	M. Williams
12/9	@TB	M. Williams	Coleman	Coleman	Coleman	M. Williams	M. Williams	M. Williams	M. Williams	M. Williams
12/17	@CAR	M. Williams	Coleman	Coleman	Coleman	M. Williams	M. Williams	M. Williams	M. Williams	M. Williams
12/23	PIT	M. Williams	Coleman	Coleman	Coleman	M. Williams	M. Williams	M. Williams	M. Williams	M. Williams
12/30	CAR	M. Williams	Coleman	Coleman	Coleman	M. Williams	M. Williams	M. Williams	M. Williams	M. Williams

FOOTBALL

2018 GAME BY GAME SAINTS

Game	1st Downs					Offense			Net Rushing			Net Passing					Fumb.		Pen.		Punts					Returns					TDS			PAT		FG		2P		TOP
	Pts	T	R	Pa	Pe	Att	Yds	Avg	Att	C	Yds	TD	Int	Sk	Yds	#	Lst	#	Yds	#	Yds	Avg	P	Yds	KO	Yds	Int	Yds	Ru	Pa	Ret	M/A	M/A							
TB	40	26	5	19	2	59	475	8.1	13	43	3.3	45	37	432	3	0	1	7	2	2	8	77	3	156	52.0	1	0	3	69	0	0	2	3	0	3/3	1/1	2/2		27:51	
CLE	21	18	4	11	3	61	275	4.5	23	62	2.7	35	28	213	2	0	3	30	2	2	4	53	4	179	44.8	1	0	1	47	1	22	0	2	0	1/1	2/3	1/1		32:41	
@ATL	43	32	11	19	2	77	534	6.9	27	143	5.3	49	39	391	3	0	1	5	1	0	11	120	4	202	50.5	3	16	3	64	0	0	2	3	0	4/4	3/3	0/0		37:45	
@NYG	33	25	10	12	3	67	389	5.8	32	170	5.3	34	19	219	0	0	1	8	1	0	5	51	2	95	47.5	3	15	2	17	0	0	3	0	0	3/3	4/4	0/0		31:00	
WAS	43	27	8	15	4	63	447	7.1	32	98	3.1	29	26	349	3	0	2	14	2	1	4	45	0	0	0.0	1	0	2	43	1	77	3	3	0	4/5	1/1	0/1		33:17	
@BAL	24	26	12	12	2	70	339	4.8	39	134	3.4	30	22	205	2	0	1	7	2	1	6	52	2	88	44.0	1	12	1	16	0	0	1	2	0	3/3	1/1	0/0		33:31	
@MIN	30	17	6	9	2	53	270	5.1	29	106	3.7	24	19	164	1	1	0	0	0	0	7	64	2	86	43.0	1	15	2	50	1	45	1	1	1	3/3	3/3	0/0		28:37	
LAR	45	31	10	19	2	70	487	7.0	34	141	4.1	36	25	346	4	0	0	0	1	1	2	20	2	67	33.5	0	0	2	49	1	2	2	4	0	6/6	1/1	0/0		33:41	
@CIN	51	33	18	13	2	74	509	6.9	47	244	5.2	27	22	265	3	0	0	0	0	0	1	5	0	0	0.0	1	2	0	0	2	107	3	3	0	6/6	3/3	0/0		39:46	
PHI	48	28	6	21	1	69	546	7.9	37	173	4.7	32	23	373	4	0	0	0	0	0	8	69	2	99	49.5	2	13	0	0	3	0	2	4	0	6/6	2/2	0/0		37:34	
ATL	31	19	9	9	1	55	312	5.7	31	150	4.8	22	15	162	4	1	2	9	1	0	3	19	3	144	48.0	1	7	1	32	1	6	0	4	0	4/4	1/1	0/0		30:59	
@DAL	10	14	4	6	4	49	176	3.6	19	65	3.4	28	18	111	1	1	2	16	3	0	5	48	4	206	51.5	3	17	2	47	0	0	0	1	0	1/1	1/1	0/0		23:07	
@TB	28	19	6	13	0	62	298	4.8	30	100	3.3	31	24	198	1	1	1	3	1	1	6	51	3	155	51.7	2	29	3	76	1	0	2	1	0	2/2	2/2	1/1		31:53	
@CAR	12	21	11	8	2	69	346	5.0	32	155	4.8	35	23	191	0	1	2	12	1	1	9	80	4	168	42.0	2	13	1	50	1	0	1	0	0	0/0	2/2	0/1		35:09	
PIT	31	24	5	16	3	61	370	6.1	19	57	3.0	40	27	313	1	1	2	13	1	0	9	91	3	141	47.0	0	0	0	0	0	0	3	1	0	4/4	1/2	0/0		28:40	
CAR	14	17	9	8	0	51	294	5.8	27	184	6.8	22	14	110	1	1	2	8	0	0	6	94	5	210	42.0	2	18	0	0	0	0	1	1	0	2/2	0/0	0/0		26:34	
Totals	504	377	134	210	33	1,010	6,067	6.0	471	2,025	4.3	519	381	4,042	33	6	20	132	18	9	94	939	43	1,996	46.4	24	157	23	560	12	259	26	33	1	53/54	28/30	4/6		31:39	

2018 GAME BY GAME OPPONENTS

1st Downs					Offense				Net Rushing				Net Passing				Fumb.			Pen.		Punts				Returns					TDS			PAT		FG		2P		TOP
Game	Pts	T	R	Pa	Pe	Att	Yds	Avg	Att	Yds	Avg	Att	C	Yds	TD	Int	Sk	Yds	#	Lst	#	Yds	#	Yds	Avg	P	Yds	KO	Yds	Int	Yds	Ru	Pa	Ret	M/A	M/A	M/A			
TB	48	26	5	17	4	62	529	8.5	34	112	3.3	28	21	417	4	0	0	0	1	0	7	70	1	42	42.0	3	19	2	33	0	0	1	4	1	6/6	2/3	0/0		32:09	
CLE	18	16	4	10	2	60	327	5.5	27	93	3.4	30	22	234	1	1	3	12	3	0	4	43	3	118	39.3	1	0	3	82	0	0	1	1	0	0/2	2/4	0/0		27:19	
@ATL	37	24	1	19	4	60	407	6.8	22	48	2.2	35	26	359	5	0	3	15	0	0	5	54	6	216	43.2	2	12	3	74	0	0	0	5	0	3/3	0/0	2/2		29:20	
@NYG	18	22	3	18	1	59	299	5.1	15	65	4.3	41	31	234	1	0	3	21	2	2	6	67	4	204	42.3	0	0	3	60	0	0	1	1	0	1/1	1/1	1/1		29:00	
WAS	19	18	6	12	0	60	283	4.7	18	39	2.2	39	23	244	0	1	3	31	1	1	6	38	3	110	36.7	0	0	2	45	0	0	2	0	0	1/1	2/2	0/1		26:43	
@BAL	23	25	6	15	4	64	351	5.5	23	77	3.3	40	24	274	2	0	1	10	0	0	5	54	3	137	45.7	1	8	3	50	0	0	1	2	0	2/3	1/1	0/0		26:29	
@MIN	20	27	4	19	4	67	423	6.3	22	85	3.9	41	31	338	2	1	4	21	2	1	6	54	2	81	40.5	1	4	2	37	1	0	1	2	0	2/3	0/0	0/0		31:23	
LAR	35	23	5	17	1	59	483	8.2	19	92	4.8	40	28	391	3	1	0	0	0	0	4	32	1	47	47.0	0	0	3	88	0	0	1	3	0	3/3	2/3	1/1		26:19	
@CIN	14	13	4	9	0	43	284	6.6	16	110	6.9	23	14	174	1	2	4	24	0	0	4	26	4	157	39.3	0	0	6	107	0	0	1	1	0	2/2	0/0	0/0		20:14	
PHI	7	13	2	9	2	48	196	4.1	12	58	4.1	33	19	138	0	3	3	18	0	0	6	49	4	159	36.5	1	-2	4	114	0	0	1	0	0	1/1	0/0	0/0		22:26	
ATL	17	21	2	18	1	69	366	5.3	16	26	1.6	47	35	340	2	1	6	37	5	3	2	26	2	96	48.0	0	0	3	105	1	0	0	2	0	2/2	1/1	0/0		29:01	
@DAL	13	21	7	11	3	66	308	4.7	31	99	3.2	28	24	209	1	0	7	40	3	2	8	80	3	153	51.0	1	8	0	0	1	7	0	1	0	1/1	2/2	0/0		36:53	
@TB	14	20	5	12	3	65	279	4.3	23	105	4.6	38	18	174	2	1	4	39	1	0	10	84	6	225	45.0	1	10	2	44	1	7	0	2	0	2/2	0/2	0/0		28:07	
@CAR	9	13	5	7	1	57	247	4.3	23	98	4.3	30	17	149	1	1	4	32	1	1	4	48	6	239	39.8	1	1	1	26	1	29	0	1	0	1/1	0/0	0/0		24:51	
PIT	28	26	2	21	3	71	429	6.0	18	65	3.6	50	33	364	3	0	3	16	3	2	6	79	2	98	49.0	0	0	2	20	1	27	0	3	0	2/2	2/2	1/1		31:20	
CAR	33	25	11	10	4	68	374	5.5	37	111	3.0	30	18	263	2	0	1	5	0	0	2	10	3	164	48.7	0	0	0	0	1	5	2	2	0	3/4	2/2	0/0		33:26	
Totals	353	333	72	224	37	978	5,585	5.7	356	1,283	3.6	573	384	4,302	30	12	49	321	22	12	85	814	53	2,246	42.4	12	60	39	885	7	75	12	30	1	34/39	17/23	5/6		28:21	

2018 PARTICIPATION REPORT

Name	9/9	9/16	9/23	9/30	10/8	10/21	10/28	11/4	11/11	11/18	11/22	11/29	12/9	12/17	12/23	12/30	
	TB	CLE	@ATL	@NYG	WAS	@BAL	@MIN	LAR	@CIN	PHI	ATL	@DAL	@TB	@CAR	PIT	CAR	GP-GS-DNP-IA
ANZALONE, Alex	ST	PL	ST	ST	PL	PL	PL	PL	ST	PL	ST	ST	PL	PL	PL	ST	16-7-0-0
APPLE, Eli	XXX	XXX	XXX	XXX	XXX	XXX	XXX	ST	ST	ST	ST	ST	ST	ST	ST	ST	10-10-0-0
ARMSTEAD, Terron	ST	ST	ST	ST	ST	ST	ST	ST	ST	IA	IA	IA	IA	IA	ST	IA	10-10-0-6
ARNOLD, Dan	IA	IA	IA	IA	PL	PL	PL	PL	ST	PL	PL	PL	IA	PL	IA	PL	10-1-0-6
BANJO, Chris	PL	PL	PL	PL	PL	PL	PL	PL	PL	PL	PL	PL	PL	PL	PL	PL	16-0-0-0
BARRETT IV, J.T.	PS	PS	PS	PS	XXX	PS	PS	PS	PS	PS	PS	PS	PS	PS	XXX	PS	0-0-0-0
BELL, Vonn	ST	PL	PL	PL	ST	ST	PL	ST	PL	ST	PL	PL	ST	ST	ST	PL	16-8-0-0
BIEGEL, Vince	PS	PS	PL	PL	PL	PL	PL	PL	PL	PL	PL	PL	ST	PL	PL	PL	14-0-0-0
BRYANT, Dez	XXX	XXX	XXX	XXX	XXX	XXX	XXX	IR	IR	IR	IR	IR	IR	IR	IR	IR	0-0-0-0
BREES, Drew	ST	ST	ST	ST	ST	ST	ST	ST	ST	ST	ST	ST	ST	ST	ST	IA	15-15-0-1
BRIDGEWATER, Teddy	DNP	DNP	DNP	DNP	PL	DNP	PL	DNP	PL	PL	DNP	DNP	DNP	DNP	DNP	ST	5-1-11-0
BROMLEY, Jay	XXX	XXX	PL	IA	XXX	PL	IA	IR	IR	IR	IR	IR	IR	IR	IR	IR	2-0-0-1
BUSHROD, Jermon	XXX	PL	PL	PL	ST	IA	IA	PL	PL	ST	ST	IR	ST	IA	IA	IA	11-6-0-4
CAMPBELL, Chris	XXX	XXX	XXX	XXX	XXX	PS	PS	PS	PS	PS	PS	PS	PS	PS	PS	PS	0-0-0-0
CARR, Austin	ST	PL	PL	PL	PL	PL	PL	PL	PL	PL	PL	PL	ST	IA	IA	PL	14-2-0-2
CARTER, Martez	XXX	XXX	XXX	XXX	XXX	XXX	XXX	XXX	XXX	XXX	XXX	XXX	XXX	XXX	PS	XXX	0-0-0-0
CLAPP, Will	IA	IA	IA	IA	IA	IA	IA	IA	IA	IA	IA	IA	IA	PL	PL	ST	3-1-0-13
COBBS JR., Simmie	XXX	XXX	XXX	XXX	XXX	XXX	XXX	XXX	XXX	XXX	XXX	XXX	XXX	IA	IA	IA	0-0-0-3
COLEMAN, Kurt	PL	ST	ST	ST	ST	PL	ST	PL	ST	PL	ST	ST	PL	PL	PL	ST	16-9-0-0
CRAWLEY, Ken	ST	ST	ST	ST	ST	ST	IA	DNP	PL	PL	PL	DNP	DNP	DNP	DNP	PL	10-5-5-1
DAVENPORT, Marcus	PL	PL	PL	PL	PL	PL	PL	IA	IA	IA	PL	PL	PL	PL	PL	PL	13-0-0-3
DAVIS, Demario	ST	ST	ST	ST	ST	ST	ST	ST	ST	ST	ST	ST	ST	ST	ST	ST	16-16-0-0
DAVISON, Tyeler	ST	IA	IA	PL	PL	ST	ST	ST	ST	ST	ST	ST	ST	ST	ST	ST	14-12-0-2
DURAL, Travin	IR	IR	IR	IR	IR	IR	IR	IR	IR	IR	IR	IR	IR	IR	IR	IR	0-0-0-0
GILLISLEE, Mike	PL	PL	PL	PL	XXX	XXX	XXX	XXX	XXX	XXX	XXX	XXX	XXX	XXX	XXX	XXX	4-0-0-0
GINN JR., Ted	ST	PL	ST	PL	IA	IR	IR	IR	IR	IR	IR	IR	IR	IR	PL	IA	5-3-0-2
GOODSON, Demetri	XXX	XXX	XXX	XXX	IA	XXX	XXX	XXX	XXX	XXX	XXX	XXX	XXX	XXX	XXX	XXX	0-0-0-1
GRAY, J.T.	PL	PL	PL	PL	PL	IA	IA	IA	IA	PS	PS	PS	PS	PS	PS	PS	5-0-0-4
GREEN, Chaz	XXX	XXX	XXX	XXX	XXX	XXX	IA	IA	IA	IA	XXX	XXX	XXX	XXX	XXX	XXX	0-0-0-4
GRIFFIN, Garrett	PS	PS	PS	PS	PS	PS	PS	PS	PS	PS	PS	PS	PS	PS	PS	PS	0-0-0-0
HAMILTON IV, Woodrow	PS	PS	PS	XXX	XXX	XXX	XXX	XXX	XXX	XXX	XXX	XXX	XXX	XXX	XXX	XXX	0-0-0-0
HARDEE, Justin	PL	PL	PL	PL	PL	PL	PL	PL	PL	PL	PL	PL	PL	PL	PL	PL	16-0-0-0
HENDRICKSON, Trey	PL	IA	IA	IA	IA	IA	IA	PL	PL	PL	IA	IA	IA	IA	IA	PL	5-0-0-11
HILLARY, Darius	XXX	XXX	XXX	XXX	PS	XXX	XXX	XXX	XXX	XXX	XXX	XXX	XXX	XXX	XXX	XXX	0-0-0-0
HILL, Josh	PL	ST	PL	ST	PL	ST	ST	ST	PL	ST	PL	ST	ST	ST	ST	ST	16-11-0-0
HILL, Tayson	PL	PL	PL	PL	PL	PL	ST	PL	ST	ST	PL	PL	PL	PL	PL	ST	16-4-0-0
HOLDEN, Will	XXX	XXX	XXX	XXX	PS	PS	PS	PS	PS	PS	PS	XXX	XXX	XXX	XXX	XXX	0-0-0-0
HOOMANAWANUI, Michael	IR	IR	IR	IR	IR	IR	IR	IR	IR	IR	IR	IR	IR	IR	IR	IR	0-0-0-0
INGRAM II, Mark	SUSP	SUSP	SUSP	SUSP	ST	PL	PL	ST	PL	ST	PL	PL	PL	ST	ST	ST	12-6-0-0
JEFFERSON, Rickey	IR	IR	IR	IR	IR	IR	IR	IR	IR	IR	IR	IR	IR	IR	IR	IR	0-0-0-0
JENKINS, Alex	PS	PS	PS	PS	PS	PS	PS	PS	PS	PS	PS	PS	PS	PS	PS	PS	0-0-0-0
JORDAN, Cameron	ST	ST	ST	ST	ST	ST	ST	ST	ST	ST	ST	ST	ST	ST	ST	ST	16-16-0-0
KAMARA, Alvin	ST	ST	ST	ST	PL	ST	ST	ST	ST	ST	ST	ST	ST	ST	PL	IA	15-14-0-1
KIRKWOOD, Keith	PS	PS	PS	PS	PS	PS	PS	PS	PL	PL	PL	PL	ST	PL	PL	PL	8-1-0-0
KLEIN, A.J.	PL	ST	ST	ST	ST	ST	ST	ST	ST	ST	ST	ST	ST	ST	ST	ST	16-15-0-0
LAMMONS, Chris	XXX	XXX	XXX	XXX	PS	XXX	XXX	XXX	XXX	XXX	XXX	XXX	XXX	XXX	XXX	XXX	0-0-0-0
LASCO, Daniel	PUP	PUP	PUP	PUP	PUP	PUP	PUP	PUP	PUP	PUP	PUP	PUP	PUP	PUP	PUP	PUP	0-0-0-0
LATTIMORE, Marshon	ST	ST	ST	ST	ST	ST	ST	ST	ST	ST	ST	ST	ST	ST	ST	ST	16-16-0-0
LAULILE, Tomasi	XXX	XXX	XXX	PS	PS	PS	PS	PS	PS	PS	PS	PS	PS	PS	PS	PS	0-0-0-0
LEONARD, Rick	PS	PS	PS	PS	XXX	XXX	XXX	XXX	XXX	XXX	XXX	XXX	XXX	XXX	XXX	XXX	0-0-0-0

2018 PARTICIPATION REPORT

Name	9/9 TB	9/16 CLE	9/23 @ATL	9/30 @NYG	10/8 WAS	10/21 @BAL	10/28 @MIN	11/4 LAR	11/11 @CIN	11/18 PHI	11/22 ATL	11/29 @DAL	12/9 @TB	12/17 @CAR	12/23 PIT	12/30 CAR	GP-65-DNP-IA
LeRIBEUS, Josh	ST	PL	ST	PL	PL	ST	IR	IR	IR	IR	IR	IR	IR	IR	IR	IR	6-3-0-0
LEWIS, Tommylee	PL	PL	IR	IR	IR	IR	IR	IR	IR	IR	IR	IR	ST	PL	PL	ST	7-3-0-1
LINE, Zach	PL	PL	PL	ST	PL	ST	PL	ST	PL	PL	ST	PL	PL	ST	ST	PL	16-0-0-0
LOEWEN, Mitchell	IA	PL	IA	IA	IA	IA	IA	IA	IA	IA	IA	IA	IA	IA	IA	XXX	1-0-0-14
LUCAS, Cornelius	XXX	XXX	XXX	XXX	XXX	XXX	XXX	XXX	XXX	XXX	XXX	XXX	XXX	XXX	XXX	ST	1-1-0-0
LUTZ, Wil	PL	PL	PL	PL	PL	PL	PL	PL	PL	PL	PL	PL	PL	PL	PL	PL	16-0-0-0
MARSHALL, Brandon	XXX	XXX	XXX	XXX	XXX	XXX	XXX	XXX	XXX	IA	IA	IA	IA	XXX	XXX	XXX	0-0-0-4
MAULET, Arthur	PL	IA	XXX	XXX	XXX	XXX	XXX	XXX	XXX	XXX	XXX	PS	PS	PS	PS	PS	1-0-0-1
McEVoy, Tanner	XXX	XXX	XXX	XXX	PS	XXX	XXX	XXX	XXX	XXX	XXX	XXX	XXX	XXX	XXX	XXX	0-0-0-0
MEREDITH, Cameron	IA	IA	ST	PL	PL	PL	PL	PL	IR	IR	IR	IR	IR	IR	IR	IR	6-1-0-2
MORSTEAD, Thomas	PL	PL	PL	PL	PL	PL	PL	PL	PL	PL	PL	PL	PL	PL	PL	PL	16-0-0-0
NEASMAN, Sharrod	IR	XXX	XXX	XXX	XXX	XXX	XXX	XXX	XXX	XXX	XXX	XXX	XXX	XXX	XXX	XXX	0-0-0-0
NEWTON, Derek	XXX	XXX	XXX	XXX	XXX	XXX	XXX	XXX	XXX	XXX	XXX	XXX	XXX	IA	XXX	PL	1-0-0-1
OKAFOR, Alex	ST	ST	ST	ST	ST	ST	ST	ST	ST	ST	ST	ST	ST	ST	ST	ST	16-0-0-0
OLA, Michael	PL	XXX	XXX	XXX	XXX	PL	PL	IA	IA	PL	ST	PL	PL	IR	IR	IR	7-1-0-2
ONYEMATA, David	PL	ST	ST	ST	ST	PL	PL	PL	PL	PL	PL	PL	PL	PL	PL	PL	16-4-0-0
PEAT, Andrus	IA	ST	IA	ST	ST	IA	ST	ST	ST	ST	ST	ST	ST	ST	ST	ST	13-13-0-3
RAMCZYK, Ryan	ST	ST	ST	ST	ST	ST	ST	ST	ST	ST	ST	ST	ST	ST	ST	PL	15-15-1-0
RANKINS, Sheldon	ST	ST	ST	ST	ST	ST	ST	ST	ST	ST	ST	ST	ST	ST	ST	ST	16-16-0-0
ROBERTSON, Craig	PL	PL	PL	PL	PL	PL	PL	PL	PL	PL	PL	PL	PL	PL	PL	PL	16-0-0-0
ROBINSON, Josh	XXX	XXX	XXX	XXX	PL	PL	PL	PL	PL	PL	PL	PL	PL	PL	PL	XXX	11-0-0-0
ROBINSON, Patrick	ST	PL	PL	IR	IR	IR	IR	IR	IR	IR	IR	IR	IR	IR	IR	IR	3-1-0-0
SANKEY, Darnell	XXX	XXX	PS	PS	PS	PS	PS	PS	PS	PS	PS	PS	PS	PS	PS	PS	0-0-0-0
SCOTT, Boston	PS	PS	PS	PS	PS	PS	PS	PS	PS	PS	PS	PS	PS	XXX	XXX	XXX	0-0-0-0
SMITH, Tre'Quan	PL	ST	PL	PL	ST	ST	ST	PL	ST	PL	IA	ST	PL	PL	ST	PL	15-7-0-1
SPRINGS, Arrion	XXX	XXX	XXX	PS	XXX	XXX	XXX	XXX	XXX	XXX	XXX	XXX	XXX	XXX	XXX	XXX	0-0-0-0
STALLWORTH, Taylor	IA	PL	PL	PL	PL	IA	PL	PL	PL	PL	PL	PL	PL	PL	PL	PL	14-0-0-2
TATE, Brandon	XXX	XXX	XXX	PL	XXX	XXX	XXX	XXX	XXX	XXX	XXX	XXX	XXX	XXX	XXX	XXX	1-0-0-0
TE'O, Manti	PL	ST	IA	IA	IA	PL	ST	IA	IA	IA	IA	IA	IA	IA	IA	PL	5-2-0-11
THOMAS, Michael	ST	ST	ST	ST	ST	ST	ST	ST	ST	ST	ST	ST	ST	ST	ST	ST	16-16-0-0
TOM, Cameron	DNP	IA	PL	IA	IA	PL	PL	PL	PL	PL	PL	PL	PL	PL	PL	ST	12-1-1-3
TURNER, Landon	XXX	XXX	XXX	XXX	XXX	XXX	XXX	XXX	XXX	XXX	XXX	XXX	XXX	XXX	XXX	XXX	0-0-0-0
UNGER, Max	ST	ST	ST	ST	ST	ST	ST	ST	ST	ST	ST	ST	ST	ST	ST	ST	16-16-0-0
WARFORD, Larry	ST	ST	ST	ST	ST	ST	ST	ST	ST	ST	ST	ST	ST	ST	ST	IA	15-15-0-1
WASHINGTON, Dwayne	PS	PS	PS	PL	PL	PL	PL	PL	PL	PL	PL	PL	PL	PL	PL	PL	13-0-0-0
WATSON, Benjamin	ST	ST	ST	PL	ST	PL	PL	PL	PL	PL	PL	PL	PL	PL	PL	PL	16-4-0-0
WILLIAMS, Isaiah	XXX	XXX	XXX	XXX	XXX	XXX	XXX	XXX	XXX	XXX	XXX	XXX	XXX	PS	PS	PS	0-0-0-0
WILLIAMS, Jonathan	PL	PL	PL	XXX	XXX	XXX	XXX	XXX	XXX	XXX	XXX	XXX	XXX	XXX	XXX	XXX	3-0-0-0
WILLIAMS, Marcus	ST	ST	ST	ST	ST	ST	ST	ST	ST	ST	ST	ST	ST	ST	ST	ST	16-16-0-0
WILLIAMS, P.J.	IA	PL	ST	PL	PL	PL	PL	ST	PL	ST	PL	PL	ST	ST	ST	PL	16-6-0-1
WOOD, Zach	PL	PL	PL	PL	PL	PL	PL	PL	PL	PL	PL	PL	PL	PL	PL	PL	16-0-0-0
WOZNAK, Nate	PS	PS	PS	PS	PS	PS	PS	PS	PS	PS	PS	PS	PS	PS	PS	PS	0-0-0-0
WYNN, Shane	XXX	XXX	XXX	XXX	XXX	PS	PS	PS	PS	PS	PS	PS	PS	PS	PS	PS	0-0-0-0
YELDER, Deon	PS	PS	PS	PS	XXX	XXX	XXX	XXX	XXX	XXX	XXX	XXX	XXX	XXX	XXX	XXX	0-0-0-0

DNP = Did Not Play
IA = Inactive
IR = Injured Reserve
PL = Played
PS = Practice Squad

PUP = Physically Unable to Perform
RE = Roster Exemption
ST = Started
SUSP = Suspension
XXX = Not With Team

2018 TEAM SUPERLATIVES

SAINTS

CATEGORY	HIGH	LOW
POINTS	51 at CIN, 11/11	10 at DAL, 11/29
TOTAL FIRST DOWNS	33 at CIN, 11/11	14 at DAL, 11/29
RUSHING FIRST DOWNS	18 at CIN, 11/11	4 2x, last at DAL, 11/29
PASSING FIRST DOWNS	21 vs. PHI, 11/18	6 at DAL, 11/29
PENALTY FIRST DOWNS	4 3x, last at DAL, 11/29	0 2x, last vs. CAR, 12/30
3RD DOWN CONVERSIONS	7 3x, last at CIN, 11/11	3 2x, last at DAL, 11/29
4TH DOWN CONVERSIONS	4 at BAL, 10/21	0 7x, last vs. CAR, 12/30
TOTAL NET YARDS	546 vs. PHI, 11/18	176 at DAL, 11/29
TOTAL PLAYS	77 at ATL, 9/23	49 at DAL, 11/29
NET RUSHING YARDS	244 at CIN, 11/11	43 vs. TB, 9/9
RUSHING ATTEMPTS	47 at CIN, 11/11	13 vs. TB, 9/9
NET PASSING YARDS	432 vs. TB, 9/9	110 vs. CAR, 12/30
PASS ATTEMPTS	49 at ATL, 9/23	22 2x, last vs. CAR, 12/30
PASS COMPLETIONS	39 at ATL, 9/23	14 vs. CAR, 12/30
INTERCEPTIONS	1 7x, last vs. CAR, 12/30	0 8x, vs. PHI, 11/18
TIMES SACKED	3 vs. CLE, 9/16	0 4x, last vs. PHI, 11/18
PUNTS	5 vs. CAR, 12/30	0 2x, last at CIN, 11/11
PENALTIES	11 at ATL, 9/23	1 at CIN, 11/11
PENALTY YARDS	120 at ATL, 9/23	5 at CIN, 11/11
FUMBLES	3 at DAL, 11/30	0 4x, last vs. CAR, 12/30
FUMBLES LOST	2 2x, last vs. CLE, 9/16	0 9x, last vs. CAR, 12/30
TOUCHDOWNS	6 4x, last vs. PHI, 11/18	1 at CAR, 12/17
RUSHING	3 4x, last vs. PIT, 12/23	0 3x, last at DAL, 11/29
PASSING	4 3x, last vs. ATL, 11/22	0 2x, last at CAR, 12/17
RETURNS	1 at MIN, 10/28	0 15x, last vs. CAR, 12/30
TIME OF POSSESSION	39:46 at CIN, 11/11	23:07 at DAL, 11/29

OPPONENTS

CATEGORY	HIGH	LOW
POINTS	48 vs. TB, 9/9	7 vs. PHI, 11/18
TOTAL FIRST DOWNS	26 2x, last vs. PIT, 12/23	13 3x, last at CAR, 12/17
RUSHING FIRST DOWNS	11 vs. CAR, 12/30	1 at ATL, 9/23
PASSING FIRST DOWNS	21 vs. PIT, 12/23	6 vs. WAS, 10/8
PENALTY FIRST DOWNS	4 5x, last vs. CAR, 12/30	0 2x, last at CIN, 11/11
3RD DOWN CONVERSIONS	8 vs. TB, 9/9	0 at CIN, 11/11
4TH DOWN CONVERSIONS	4 vs. ATL, 11/22	0 7x, last at TB, 12/9
TOTAL NET YARDS	529 vs. TB, 9/9	196 vs. PHI, 11/18
TOTAL PLAYS	71 vs. PIT, 12/23	43 at CIN, 11/11
NET RUSHING YARDS	112 vs. TB, 9/9	26 vs. ATL, 11/22
RUSHING ATTEMPTS	37 vs. CAR, 12/30	12 vs. PHI, 11/18
NET PASSING YARDS	417 vs. TB, 9/9	138 vs. PHI, 11/18
PASS ATTEMPTS	50 vs. PIT, 12/23	23 at CIN, 11/11
PASS COMPLETIONS	35 vs. ATL, 11/22	14 at CIN, 11/11
INTERCEPTIONS	3 vs. PHI, 11/18	0 7x, last vs. CAR, 12/30
TIMES SACKED	7 at DAL, 11/29	0 2x, last vs. LAR, 11/4
PUNTS	6 at CAR, 12/17	1 2x, last vs. LAR, 11/4
PENALTIES	10 at TB, 12/9	2 2x, last vs. CAR, 12/30
PENALTY YARDS	84 at TB, 12/9	10 vs. CAR, 12/30
FUMBLES	5 vs. ATL, 11/22	0 7x, last vs. CAR, 12/30
FUMBLES LOST	3 vs. ATL, 11/22	0 4x, last at CAR, 12/17
TOUCHDOWNS	6 vs. TB, 9/9	1 3x, last at CAR, 12/17
RUSHING	2 2x, last vs. CAR, 12/30	0 4x, last at CAR, 12/17
PASSING	5 at ATL, 9/23	0 2x, last vs. PHI, 11/18
RETURNS	1 vs. TB, 9/9	0 5x, last vs. CAR, 12/30
TIME OF POSSESSION	36:53 at DAL, 11/29	20:14 at CIN, 11/11

2018 INDIVIDUAL SUPERLATIVES

SAINTS

PASS ATTEMPTS	49	Drew Brees	at ATL, 9/23
PASS COMPLETIONS	39	Drew Brees	at ATL, 9/23
GROSS PASSING YARDS	439	Drew Brees	vs. TB, 9/9
COMPLETION PERCENTAGE	89.7%	Drew Brees	vs. WAS, 10/8
TOUCHDOWN PASSES	4	Drew Brees	3x, last vs. ATL, 11/22
PASSES HAD INTERCEPTED	1	7x, last Teddy Bridgewater	7x, last vs. CAR, 12/30
RUSHING ATTEMPTS	19	Alvin Kamara	2x, last vs. LAR, 11/4
YARDS RUSHING	134	Alvin Kamara	at NYG, 9/30
RUSHING TOUCHDOWNS	3	Alvin Kamara	at NYG, 9/30
LONGEST RUN FROM SCRIMMAGE	49	Alvin Kamara	at NYG, 9/30
RECEPTIONS	16	Michael Thomas	vs. TB, 9/9
RECEIVING YARDS	211	Michael Thomas	vs. LAR, 11/4
RECEIVING TOUCHDOWNS	2	3x, last Michael Thomas	3x, last at CIN, 11/11
LONGEST PASS RECEPTION	72t	Michael Thomas	vs. LAR, 11/4
TOTAL YARDS FROM SCRIMMAGE	211	Michael Thomas	vs. LAR, 11/4
FIELD GOALS	4	Wil Lutz	at NYG, 9/30
LONGEST FIELD GOAL ATTEMPT	54	Wil Lutz	vs. LAR, 11/4
LONGEST FIELD GOAL MADE	54	Wil Lutz	vs. LAR, 11/4
PUNTS	5	Thomas Morstead	vs. CAR, 12/30
LONGEST PUNT	60	Thomas Morstead	at TB, 12/9
LONGEST PUNT RETURN	16	2x, last Tommy Lee Lewis	2x, last vs. CAR, 12/30
LONGEST KICKOFF RETURN	50	Alvin Kamara	at CAR, 12/17
TACKLES	11	Demario Davis	2x, last at DAL, 11/29
INTERCEPTIONS	2	Chris Banjo	vs. PHI, 11/18
LONGEST INTERCEPTION RETURN	78	Marcus Williams	at CIN 11/11
LONGEST FUMBLE RETURN	54	Marshon Lattimore	at MIN, 10/28

OPPONENTS

PASS ATTEMPTS	50	Ben Roethlisberger	vs. PIT, 12/23
PASS COMPLETIONS	35	Matt Ryan	vs. ATL, 11/22
GROSS PASSING YARDS	417	Ryan Fitzpatrick	vs. TB, 9/9
COMPLETION PERCENTAGE	75%	Ryan Fitzpatrick	vs. TB, 9/9
TOUCHDOWN PASSES	5	Matt Ryan	at ATL, 9/23
PASSES HAD INTERCEPTED	3	Carson Wentz	vs. PHI, 11/18
RUSHING ATTEMPTS	23	Ezekiel Elliott	at DAL, 11/29
YARDS RUSHING	76	Ezekiel Elliott	at DAL, 11/29
RUSHING TOUCHDOWNS	1	12 players, last Cameron Artis-Payne	11x, last vs. CAR, 12/30
LONGEST RUN FROM SCRIMMAGE	28	2x, last Saquon Barkley	at NYG, 9/30
RECEPTIONS	14	Antonio Brown	vs. PIT, 12/23
RECEIVING YARDS	185	Antonio Brown	vs. PIT, 12/23
RECEIVING TOUCHDOWNS	3	Calvin Ridley	at ATL, 9/23
LONGEST PASS RECEPTION	75t	Calvin Ridley	at ATL, 9/23
TOTAL YARDS FROM SCRIMMAGE	185	Antonio Brown	vs. PIT, 12/23
FIELD GOALS	2	7x, last Chandler Catanzaro	7x, last vs. CAR, 12/30
LONGEST FIELD GOAL ATTEMPT	56	Greg Zuerlein	vs. LAR, 11/4
LONGEST FIELD GOAL MADE	56	Greg Zuerlein	vs. LAR, 11/4
PUNTS	6	Michael Palardy	at CAR, 12/17
LONGEST PUNT	62	Brett Anger	at TB, 12/9
LONGEST PUNT RETURN	16	Adam Humphries	vs. TB, 9/9
LONGEST KICKOFF RETURN	48	Corey Clement	vs. PHI, 11/18
TACKLES	16	C.J. Mosley	at BAL, 10/21
INTERCEPTIONS	1	7x, last Colin Jones	7x, last vs. CAR, 12/30
LONGEST INTERCEPTION RETURN	29	James Bradberry	at CAR, 12/17
LONGEST FUMBLE RETURN	34	Justin Evans	vs. TB, 9/9

2018 TURNOVER TABLE

Saints Takeaways

Opp	Qtr	Turnover	Spot*	Result
vs. CLE	4	T. Taylor intercepted by M. Williams	CLE 40	Touchdown
at NYG	2	W. Gallman fumble recovered by M. Lattimore	NO 47	Field Goal
at NYG	4	E. Manning fumble recovered by T. Stallworth	NYG 40	End of Game
vs. WAS	3	A. Smith intercepted by J. Hardee	NO 19	Touchdown
vs. WAS	3	A. Smith fumble recovered by A.J. Klein	NO 35	Field Goal
at MIN	2	A. Thielen fumble recovered by M. Lattimore	NO 13	Touchdown
at MIN	3	K. Cousins intercepted by P.J. Williams and returned for a TD	MIN 45	Touchdown
vs. LAR	2	J. Goff intercepted by A. Anzalone	LA 36	Touchdown
at CIN	2	A. Dalton intercepted by M. Williams	NO 5	Touchdown
at CIN	4	A. Dalton intercepted by E. Apple	NO 44	Field Goal
vs. PHI	1	C. Wentz intercepted by M. Lattimore	NO 16	Touchdown
vs. PHI	4	C. Wentz intercepted by C. Banjo	NO 17	Punt
vs. PHI	4	C. Wentz intercepted by C. Banjo	NO 0	End of Game
vs. ATL	1	M. Ryan fumble recovered by M. Williams	NO 13	Interception
vs. ATL	2	J. Jones fumble recovered by V. Bell	NO 13	End of Half
vs. ATL	4	M. Ryan intercepted by A.J. Klein	ATL 28	Touchdown
vs. ATL	4	M. Ryan fumble recovered by E. Apple	NO 0	Punt
at DAL	2	D. Prescott fumble recovered by M. Lattimore	DAL 39	Downs
at DAL	4	D. Prescott fumble recovered by C. Jordan	NO 15	Interception
at TB	4	J. Winston intercepted by M. Lattimore	NO 0	End of Game
at CAR	2	C. Newton intercepted by E. Apple	NO 0	End of Half
at CAR	3	D.J. Moore fumble recovered by A.J. Klein	NO 16	Touchdown
vs. PIT	4	S. Ridley fumble recovered by A. Okafor	NO 35	Blocked Field Goal
vs. PIT	4	J. Smith-Schuster fumble recovered by D. Davis	NO 35	End of Game

Saints Takeaway Totals: 24 Takeaways (12 interceptions, 12 fumbles), 72 points (9 TDs, 3 FGs)

Saints Giveaways

Opp	Qtr	Turnover	Spot*	Result
vs. TB	2	M. Gillislee fumble recovered by J. Evans and returned for a TD	NO 34	Touchdown
vs. TB	3	M. Thomas fumble recovered by K. Alexander	TB 32	Touchdown
vs. CLE	1	M. Thomas fumble recovered by D. Randall	NO 46	Field Goal
vs. CLE	2	T. Ginn fumble recovered by T. Mitchell	NO 46	Downs
vs. WAS	2	C. Meredith fumble recovered by P. McPhee	NO 16	Touchdown
at BAL	1	A. Kamara fumble recovered by M. Pierce	BLT 6	Punt
at MIN	2	D. Brees intercepted by H. Smith	MIN 33	Fumble
vs. LAR	2	M. Ingram fumble recovered by A. Donald	NO 22	Punt
vs. ATL	1	D. Brees intercepted by D. Kazee	NO 39	Field Goal
at DAL	4	D. Brees intercepted by J. Lewis	NO 23	End of Game
at TB	2	D. Brees intercepted by A. Taylor	NO 46	Touchdown
at TB	3	D. Brees fumble recovered by J. Pierre-Paul	NO 27	Missed Field Goal
at CAR	2	D. Brees intercepted by J. Bradberry	CAR 29	Interception
at CAR	4	T. Lewis fumble into endzone	CAR 0	Downs
vs. PIT	1	T. Hill intercepted by S. Davis	PIT -2	Field Goal
vs. CAR	4	T. Bridgewater intercepted by C. Jones	CAR 43	Downs

Opponent Takeaway Totals: 16 Giveaways (7 interceptions, 9 fumbles), 30 points (3 TDs, 3 FGs)

*Spot where the turnover was made

2018

JULY

- 18 - Signed RB **Shane Vereen**. Waived/Injured RB **Daniel Lasco**.
- 18 - Placed RB **Daniel Lasco** on Reserve/PUP.
- 24 - Placed WR **Brandon Coleman** on Reserve/PUP.
- 26 - Placed WR **Michael Hoomanawanui** on Reserve/NFI.

AUGUST

- 1 - Signed WR **Michael Floyd**, WR **Brandon Tate** and OL **Don Barclay**, activated TE **Michael Hoomanawanui** from Reserve/NFI. Waived/injured WRs **Josh Smith**, **Travin Dural** and **Eldridge Massington**.
- 2 - Placed WRs **Josh Smith**, **Travin Dural** and **Eldridge Massington** on Injured Reserve.
- 4 - Reached an injury settlement with WR **Josh Smith**.
- 5 - Reached an injury settlement with WR **Eldridge Massington**, signed DB **Rickey Jefferson** and TE **John Phillips**, waived/failed physical WR **Brandon Coleman** and waived/injured OL **John Fullington**.
- 6 - Placed OL **John Fullington** on Injured Reserve.
- 10 - Reached an injury settlement with OL **John Fullington**.
- 11 - Waived CB **De'Vante Harris**.
- 12 - Signed DBs **Robert Nelson Jr.** and **Marcus Williams**. Waived G **Trevor Darling**.
- 21 - Terminated contract of RB **Terrance West**. Waived WR **Josh Huff**. Waived/Injured QB **Rickey Jefferson**.
- 22 - Placed S **Rickey Jefferson** on Injured Reserve.
- 29 - Acquired QB **Teddy Bridgewater** from the Jets and signed WR **Tanner McEvoy**.

SEPTEMBER

- 1 - RB **Mark Ingram II** placed on Reserve/Suspended by Commissioner. Waived/Injured DB **Sharrod Neasman**. Placed TE **Michael Hoomanawanui** and RB **Shane Vereen** on Injured Reserve. Terminated the contracts of OL **Don Barclay**, DT **Jason Bromley**, WR **Michael Floyd**, DE **George Johnson**, G **Josh LeRibeus**, DB **Robert Nelson Jr.**, OL **Michael Ola**, TE **John Phillips**, QB **Tom Savage**, WR **Brandon Tate** and DB **Marcus Williams**. Waived QB **J.T. Barrett**, LBs **Jayrone Elliott**, **KeShun Freeman**, **Colton Jumper** and **Hau'oli Kikaha**, TE **Garrett Griffin**, DT **Woodrow Hamilton IV**, DB **Natrell Jamerson**, DE **Alex Jenkins**, WR **Keith Kirkwood**, T **Rick Leonard**, WR **Tanner McEvoy**, DL **Henry Mondeaux**, DB **Kamrin Moore**, DE **Al-Quadin Muhammad**, DB **Linden Stephens**, G **Andrew Tiller**, OL **Landon Turner**, RB **Jonathan Williams**, OL **Nate Wozniak** and TE **Deon Yelder**. Traded DL **Devaroe Lawrence** to Cleveland in exchange for future considerations.
- 2 - Placed DB **Sharrod Neasman** on Injured Reserve. Agreed to terms with QB **J.T. Barrett**, LB

Vince Biegel, TE **Garrett Griffin**, DT **Woodrow Hamilton IV**, DE **Alex Jenkins**, WR **Keith Kirkwood**, T **Rick Leonard**, RBs **Dwayne Washington** and **Jonathan Williams**, OL **Nate Wozniak** and TE **Deon Yelder** on practice squad contracts.

- 3 - Signed RB **Mike Gillislee**, re-signed G **Josh LeRibeus**, waived RB **Trey Edmunds**, terminated contract of LB **Nate Stupar** and reached an injury settlement with DB **Sharrod Neasman**.
- 5 - Re-signed T **Michael Ola**. Waived RB **Boston Scott**.
- 6 - Reached an injury settlement with RB **Shane Vereen**.
- 7 - Signed RB **Boston Scott** to the practice squad and terminated the practice squad contract of QB **J.T. Barrett**.
- 8 - Promoted RB **Jonathan Williams** to active roster from practice squad and terminated contract of T **Jermon Bushrod**. Re-signed QB **J.T. Barrett** to the practice squad.
- 12 - Terminated contract of T **Michael Ola** and re-signed T **Jermon Bushrod**.
- 19 - Re-signed DT **Jay Bromley**, placed WR **Tommy Lee Lewis** on Injured Reserve, signed LB **Darnell Sankey** to the practice squad and terminated the practice squad contract of QB **J.T. Barrett**.
- 21 - Re-signed QB **J.T. Barrett** to the practice squad. Promoted LB **Vince Biegel** to the active roster from the practice squad. Waived CB **Arthur Maulet**.
- 26 - Re-signed WR **Brandon Tate**, placed CB **Patrick Robinson** on Injured Reserve, terminated practice squad contract of QB **J.T. Barrett** and signed CB **Arrion Springs** to the practice squad.
- 27 - Terminated practice squad contract of DT **Woodrow Hamilton IV**. Signed DT **Thomas Laulile** to the practice squad.
- 28 - Signed RB **Dwayne Washington** to the active roster from the practice squad, waived RB **Jonathan Williams** and re-signed QB **J.T. Barrett** to the practice squad.

OCTOBER

- 3 - Suspension of RB **Mark Ingram II** lifted by commissioner.
- 4 - Terminated the practice squad contracts of QB **J.T. Barrett**, T **Rick Leonard**, CB **Arrion Springs** and TE **Deon Yelder**. Signed WR **Tanner McEvoy**, G **Will Holden**, CB **Darius Hillary** and S **Chris Lammons** to the practice squad. Terminated DT **Jay Bromley** and WR **Brandon Tate**. Signed CBs **Demetri Goodson** and **Josh Robinson**.
- 7 - Activated RB **Mark Ingram II**. Terminated contract of RB **Mike Gillislee**.
- 17 - Re-signed DT **Jay Bromley**. Terminated CB **Demetri Goodson**. Signed DB **Chris Campbell** and WR **Shayne Wynn** to practice squad. Terminated practice squad contracts of DB **Darius Hillary** and WR **Tanner McEvoy**.
- 18 - Re-signed T **Michael Ola** and placed WR **Ted**

Ginn Jr. on Injured Reserve.

- 20** – Re-signed QB **J.T. Barrett** to practice squad and terminated practice squad contract of DB **Chris Lammons**.
- 23** – Acquired CB **Eli Apple** from Giants in exchange for a 2019 fourth round pick and 2020 seventh round draft choice. Placed DT **Jay Bromley** on Injured Reserve.
- 24** – Signed OL **Landon Turner** to the practice squad. Signed OL **Chaz Green**. Placed G **Josh LeRibeus** on Injured Reserve. Terminated practice squad contract of QB **J.T. Barrett**.
- 27** – Terminated the practice squad contract of OL **Landon Turner** and re-signed QB **J.T. Barrett** to the practice squad.

NOVEMBER

- 7** – Agreed to a one-year contract with WR **Dez Bryant**.
- 8** – Placed WR **Cameron Meredith** on Injured Reserve.
- 10** – Signed WR **Keith Kirkwood** to 53-man roster off practice squad. Placed WR **Dez Bryant** on injured reserve.
- 12** – Agreed to terms with WR **Brandon Marshall** on a one-year contract.
- 13** – Waived DB **J.T. Gray**.
- 14** – Re-signed DB **J.T. Gray** to practice squad.
- 21** – Waived OL **Chaz Green**. Activated WR **Tommylee Lewis** from Injured Reserve.
- 26** – Terminated practice squad contract of QB **J.T. Barrett**, signed CB **Arthur Maulet** to the practice squad.
- 28** – Re-signed QB **J.T. Barrett** to practice squad and terminated the practice squad contract of G **Will Holden**.

DECEMBER

- 5** – Signed G **Isaiah Williams** to the practice squad and terminated the practice squad contract of QB **J.T. Barrett**.
- 8** – Re-signed QB **J.T. Barrett** to the practice squad and terminated the practice squad of G **Isaiah Williams**.
- 11** – Signed T **Derek Newton**. Placed T **Michael Ola** on Injured Reserve.
- 15** – Claimed TE **Erik Swoope** off of waivers from Indianapolis. Waived WR **Brandon Marshall**. Signed G **Isaiah Williams** to the practice squad and terminated the practice squad contract of RB **Boston Scott** (signed with Philadelphia).
- 13** – QB **J.T. Barrett** terminated practice squad contract and signed RB **Martez Carter** to practice squad.
- 14** – Signed WR **Simmie Cobbs Jr.** to the active roster from the Washington practice squad. Waived TE **Erik Swoope**.
- 17** – Terminated the practice squad contract of RB **Martez Carter**. Re-signed QB **J.T. Barrett** to the practice squad.
- 19** – Terminated the practice squad contract of QB **J.T. Barrett**. Re-signed RB **Martez Carter** to the practice squad.
- 20** – Waived T **Derek Newton**. Signed OL **Cornelius Lucas**.
- 22** – Activated WR **Ted Ginn Jr.** from Injured Reserve. Waived OL **Cornelius Lucas**.
- 27** – Re-signed T **Derek Newton** and OL **Cornelius Lucas**. Waived DL **Mitchell Loewen** and CB **Josh Robinson**.
- 29** – Terminated the practice squad contract of RB **Martez Carter**. Re-signed QB **J.T. Barrett** to the practice squad.

2019

JANUARY

- 3** – Re-signed CB **Josh Robinson**. Waived T **Cornelius Lucas**.
- 2** – Signed DL **Henry Mondeaux** to the practice squad and terminated the practice squad contract of QB **J.T. Barrett**.
- 12** – Signed TE **Garrett Griffin** to the active roster from the practice squad. Re-signed QB **J.T. Barrett** to the practice squad. Placed WR **Simmie Cobbs Jr.** on Injured Reserve.
- 16** – Signed DT **Tyrann Walker** and placed DT **Sheldon Rankins** on Injured Reserve. Terminated the practice squad contract of QB **J.T. Barrett**. Signed WR **Paul Turner** to the practice squad.
- 16** – Terminated the practice squad contract of WR **Paul Turner**.
- 21** – Signed QB **J.T. Barrett**, DB **Chris Campbell**, DB **J.T. Gray**, DT **Tomasi Lauilile**, LB **Darnell Sankey** and OL **Nate Wozniak** to reserve/future contracts.

FEBRUARY

- 6** – Signed RB **Martez Carter** to reserve/future contract.
- 11** – Hired **Darren Rizzi** as special teams coordinator.
- 19** – Hired **Phil Galiano** as assistant special teams coach.
- 20** – Terminated contract of S **Kurt Coleman**.

MARCH

- 6** – Waived RB **Daniel Lasco**.
- 11** – Agreed to terms with LB **Craig Robertson** on a two-year contract extension and S **Chris Banjo** on a three-year contract extension.
- 13** – Agreed to terms with K **Wil Lutz** on a five-year contract extension. Agreed to terms with RB **Latavius Murray** (UFA-Min.) on a four-year contract.
- 14** – Agreed to terms with DT **Malcom Brown** (UFA-NE) on a three-year contract.
- 15** – Agreed to terms with QB **Teddy Bridgewater**. Agreed to terms with DE **Mario Edwards Jr.**

(UFA-NYG) on a two-year contract.

- 16 - Placed C **Max Unger** on reserve/retired list.
- 19 - Agreed to terms with C/G **Nick Easton** (UFA-Min.) on a four-year contract.
- 25 - Agreed to terms with CB/PR **Marcus Sherels** (UFA-Min.) on a one-year contract.
- 26 - Agreed to terms with TE **Jared Cook** (UFA-Oak.).

APRIL

- 3 - Agreed to terms with CB **P. J. Williams** on a one-year contract.
- 23 - Re-signed CB **Ken Crawley** (RFA) to a one-year contract.

MAY

- 2 - Signed WR **Emmanuel Butler**, LB **Chase Hansen**, G **Mike Herndon**, DE **Corbin Kaufusi** and DB **Darius Williams** to three-year contracts.
- 6 - Signed DT **Kenny Bigelow Jr.**, RB **Devin Ozigbo**, TE **Jake Powell** and CB **Jordan Wyatt** to three-year contracts.
- 7 - Signed WR/RS **Deonte Harris** to a three-year contract.
- 10 - Signed C **Erik McCoy**, S **C.J. Gardner-Johnson**, S **Saquan Hampton**, TE **Alizé Mack** and LB **Kaden Elliss** to four-year contracts. Signed DE **Carl Granderson**, OL **Ethan Greenidge**, DL **Porter Gustin**, RB **Darnell Holland**, WR **Lil' Jordan Humphrey**, T **Derrick Kelly II**, LS **Nick Moore**, DT **Shy Tuttle** and LB **Darrell Williams**

to three-year contracts. Waived RB **Martez Carter**, LB **Chase Hansen** and TE **Jake Powell**.

- 13 - Signed FB **Michael Burton** (UFA-Chi.), DL **Geneo Grissom** (UFA-Ind.), WR **Cyril Grayson Jr.**, C **Marcus Henry**, tackle **Ulrick John** (UFA-NE), LB **Colton Jumper**, RB **A.J. Ouellette**, CB **David Simmons Jr.**, DT **Sylvester Williams** (UFA-Mia.) and WR **Micah Wright**. Waived RB **Darnell Holland**, DL **Tomasi Laulile** and CB **Darius Williams**.
- 14 - Re-signed LB **Chase Hansen**.
- 21 - Signed DE **Wes Horton** (UFA-Car.) and waived LB **Darrell Williams**.
- 22 - Signed C **Ryan Groy** (UFA-Buf.), T/G **Marshall Newhouse** (UFA-Car.) and DB **Terrell Williams Jr.** and waived G **Mike Herndon**, WR **Micah Wright** and T **Derek Newton**.
- 28 - Signed RBs **Javorius Allen** (UFA-Bal.) and **Matt Dayes** and waived RB **A.J. Ouellette** and CB **Jordan Wyatt**.

JUNE

- 11 - Signed WR **Chad Hansen** and CB **Kayvon Webster** (UFA-Hou.), placed LB **Chase Hansen** on Reserve/NFI and waived CB **David Simmons Jr.**
- 12 - Signed DE **Cameron Jordan** to a three-year contract extension.
- 13 - Signed WR **Rishard Matthews** (UFA-NYJ) and waived WR **Travin Dural**.



2018 GAME BY GAME REVIEW



GAME 1 VS. TAMPA BAY

BUCCANEERS: 48 SAINTS: 40
MERCEDES-BENZ SUPERDOME
NEW ORLEANS, LA. - 9/9/18
ATTENDANCE: 73,038 TIME: 3:13

GAME NOTES

WR Michael Thomas set a club record for receiving with 16 receptions for 180 yards and one touchdown.

New Orleans dropped their opener for the fifth consecutive season.

QB Drew Brees completed 37-of-45 passes for 439 yards, three touchdowns, starting a banner season where he would become the NFL's all-time passing yardage leader.

After a fast New Orleans Saints start, the Tampa Bay Buccaneers scored 17 straight points to lead by a touchdown at halftime. The Buccaneers would hang on for a 48-40 win at the Mercedes-Benz Superdome as the Saints dropped their fifth consecutive season opener. But after the four straight 0-2 starts, the 2019 Saints would rebound after the opening loss to win ten straight contests.

The third quarter was all Tampa Bay as they scored a touchdown and a field goal for a 41-24 lead, followed by a 50-yard touchdown connection from QB **Ryan Fitzpatrick** to WR **Mike Evans** at the start of the fourth quarter.

But QB **Drew Brees** led New Orleans on a 10-play, 75-yard drive when they got the ball back. RB **Alvin Kamara** then scored a one-yard touchdown and rushed for the two-point conversion.

On the ensuing offensive possession for Tampa Bay, the Buccaneers, Fitzpatrick connected with WR **DeSean Jackson** for a 35-yard completion, but New Orleans remained within 16 when K **Chandler Catanzaro** had a 44-yard field goal attempt go wide right.

Brees, who tossed for 439 yards in the contest, threw his third touchdown pass of the game with 3:31 left in the contest and then connected with WR **Ted Ginn Jr.** on the two point conversion to put the Saints within eight points. However Tampa Bay was able to deplete the clock at the two-minute warning after Fitzpatrick rushed 12 yards for a first down on a third-and-11 situation.

SAINTS - BUCCANEERS GAME SUMMARY

Tampa Bay Buccaneers	14	17	10	7	-	48
New Orleans Saints	10	14	0	16	-	40

Team	Qtr	Time	Play Description (Extra Point) (Drive Info)	V-H
NO	1	11:41	Kamara 5 run (Lutz kick) (6-71, 3:19)	0-7
TB	1	9:41	Jackson 58 pass from Fitzpatrick (Catanzaro kick) (4-68, 2:00)	7-7
NO	1	4:25	Lutz 36 FG (11-58, 5:16)	7-10
TB	1	1:58	Fitzpatrick 3 run (Catanzaro kick) (6-75, 2:27)	14-10
NO	2	14:54	Ginn 28 pass from Brees (Lutz kick) (4-74, 2:04)	14-17
TB	2	11:12	Catanzaro 33 FG (8-60, 3:42)	17-17
TB	2	4:42	Godwin 9 pass from Fitzpatrick (Catanzaro kick) (10-78, 5:00)	24-17
TB	2	4:27	Evans 34 fumble return (Catanzaro kick)	31-17
NO	2	0:55	Thomas 6 pass from Brees (Lutz kick) (9-75, 3:32)	31-24
TB	3	11:24	Catanzaro 36 FG (9-57, 3:36)	34-24
TB	3	4:58	Evans 50 pass from Fitzpatrick (Catanzaro kick) (4-74, 2:10)	41-24
TB	4	12:19	Jackson 36 pass from Fitzpatrick (Catanzaro kick) (6-65, 3:07)	48-24
NO	4	8:54	Kamara 1 run (Kamara run) (10-75, 3:25)	48-32
NO	4	3:31	Kamara 7 pass from Brees (Brees-Ginn pass) (5-66, 1:21)	48-40

FIELD GOALS (made () and missed)

TB: Catanzaro (33) (36) 44WR

NO: Lutz (36)

1

VS. TAMPA BAY

TAMPA BAY BUCCANEERS							NEW ORLEANS SAINTS								
RUSHING	ATT	YDS	AVG	LG	TD	RUSHING	ATT	YDS	AVG	LG	TD				
Barber	19	69	3.6	23	0	Kamara	8	29	3.6	10	2				
Fitzpatrick	12	36	3.0	12	1	Gillislee	3	9	3.0	5	0				
Wilson	1	6	6.0	6	0	Ginn	1	5	5.0	5	0				
Rodgers	2	1	0.5	3	0	J. Williams	1	0	0.0	0	0				
Total	34	112	3.3	23	1	Total	13	43	3.3	10	2				
PASSING	ATT	CMP	YDS	SK/YD	TD	LG	INT	PASSING	ATT	CMP	YDS	SK/YD	TD	LG	INT
Fitzpatrick	28	21	417	0/0	4	58	0	Brees	45	37	439	1/7	3	35	0
Total	28	21	417	0/0	4	58	0	Total	45	37	439	1/7	3	35	0
RECEIVING	NO	YDS	AVG	LG	TD	RECEIVING	NO	YDS	AVG	LG	TD				
Evans	7	147	21.0	50t	1	Thomas	16	180	11.3	35	1				
Jackson	5	146	29.2	58t	2	Kamara	9	112	12.4	35	1				
Godwin	3	41	13.7	16	1	Ginn	5	68	13.6	28t	1				
Humphries	3	27	9.0	20	0	Watson	4	44	11.0	21	0				
Howard	2	54	27.0	35	0	Carr	2	20	10.0	11	0				
Rodgers	1	2	2.0	2	0	J. Hill	1	15	15.0	15	0				
Total	21	417	19.9	58t	4	Total	37	439	11.9	35	3				
INT	NO	YDS	AVG	LG	TD	INT	NO	YDS	AVG	LG	TD				
Total	0	0	0.0	0	0	Total	0	0	0.0	0	0				
PUNTING	NO	YDS	AVG	TB	I20	LG	PUNTING	NO	YDS	AVG	TB	I20	LG		
Anger	1	42	42.0	0	0	42	Morstead	3	156	52.0	0	0	58		
Total	1	42	42.0	0	0	42	Total	3	156	52.0	0	0	58		
PT RET	NO	YDS	AVG	FC	LG	TD	PT RET	NO	YDS	AVG	FC	LG	TD		
Humphries	2	17	8.5	0	16	0	Lewis	1	0	0.0	0	0	0		
Jackson	1	2	2.0	0	2	0									
Total	3	19	6.3	0	16	0	Total	1	0	0.0	0	0	0		
KO RET	NO	YDS	AVG	FC	LG	TD	KO RET	NO	YDS	AVG	FC	LG	TD		
Wilson	1	29	29.0	0	29	0	Lewis	3	69	23.0	0	26	0		
Humphries	1	4	4.0	0	4	0									
Total	2	33	16.5	0	29	0	Total	3	69	23.0	0	26	0		

TEAM STATISTICS	TB	NO
TOTAL FIRST DOWNS	26	26
By Rushing	5	5
By Passing	17	19
By Penalty	4	2
3rd DOWN EFFICIENCY	8-13-62%	4-9-44%
4th DOWN EFFICIENCY	0-0-0%	1-1-100%
TOTAL NET YARDS	529	475
Total Plays	62	59
Avg. Per Play	8.5	8.1
NET YARDS RUSHING	112	43
Total Rushes	34	13
Avg. Per Play	3.3	3.3
Tackles For Loss-Yards	4-9	1-1
NET YARDS PASSING	417	43
Sacked-Yards Lost	0-0	1-7
Gross Yards	417	439
PASSING: Att.-Comp.-INT	28-21-0	45-37-0
Avg. Per Play	14.9	9.4
KICKOFFS: No.-In EZ-Touchbacks	9-7-6	7-5-5
PUNTS: No.-Avg.	1-42.0	3-52.0
Had Blocked	0	0

TEAM STATISTICS	TB	NO
FGs-PATs HAD BLOCKED	0-0	0-0
Net Punting Avg.	42.0	45.7
TOTAL RETURN YARDAGE	19	0
No. and Yards Punt Returns	3-19	1-0
No. and Yards Kickoff Returns	2-33	3-69
No. and Yards Interception Returns	0-0	0-0
PENALTIES: No.-Yds.	7-70	8-77
FUMBLES: No.-Lost	1-0	2-2
TOUCHDOWNS	6	5
Rushing	1	2
Passing	4	3
Fumbles	1	0
EXTRA POINTS: Made-Att.	6-6	5-5
Kicking: Made-Att.	6-6	3-3
Passing: Made-Att.	0-0	1-1
Rushing: Made-Att.	0-0	1-1
FIELD GOALS: Made-Att.	2-3	1-1
RED ZONE EFFICIENCY	2-4-50%	4-4-80%
GOAL-TO-GO EFFICIENCY	1-2-50%	1-1-100%
SAFETIES	0	0
FINAL SCORE	48	40
TIME OF POSSESSION	32:09	27:51

2018 GAME BY GAME REVIEW



GAME 2 VS. CLEVELAND

SAINTS: 21 BROWNS: 18
MERCEDES-BENZ SUPERDOME
NEW ORLEANS, LA. - 9/16/18
ATTENDANCE: 73,086 TIME: 2:55

GAME NOTES

New Orleans won the contest despite losing the turnover battle 2-1.

WR Michael Thomas had 12 receptions for a 89 yards and two touchdowns, setting an NFL record with 28 catches in the first two games of a season.

DE Cameron Jordan recorded two sacks.

It was New Orleans' first home win against Cleveland since a 25-20 victory on Oct. 14, 1990.

The Saints earned their first victory of 2018 through the combination of a strong defense, a steady offensive performance and big plays in the kicking game.

The two clubs traded field goals in the first quarter. A Saints drive was then stalled on a lost fumble by WR **Ted Ginn Jr.** near midfield. But the New Orleans defense would hold up as CB **Ken Crawley** stopped Cleveland RB **Duke Johnson** for a loss on fourth and one. Following a missed field goal attempt by K **Wil Lutz**, Cleveland took the lead back when K **Zane Gonzalez** kicked a 39-yard field goal.

Following an unsuccessful Saints drive to open up the third quarter, Browns RB **Carlos Hyde** put his team ahead 12-3 on a one-yard touchdown with Gonzalez missing the extra point. When Cleveland got the ball back after another stalled Saints drive, New Orleans caught a break when a 44-yard field goal attempt by Gonzalez went wide left. The Saints would then move to within two when QB **Drew Brees** engineered a nine-play, 66-yard drive that ended with a two-yard touchdown pass to WR **Michael Thomas**.

New Orleans and Cleveland then traded three-and-outs, but two plays after the Saints punted the ball back, S **Marcus Williams** picked off Browns QB **Tyrod Taylor** at the Cleveland 40-yard line and returned it 22 yards to the 18. Four plays later, Brees and Thomas connected on a five-yard TD to go up 18-12. The Browns then tied the score on a touchdown, but Gonzalez missed the extra point attempt. Brees then led the Saints on a six-play, 49-yard drive that ended with a 44-yard field goal by Lutz and after Gonzalez missed a 52-yard attempt, the Saints had exited with their first win.

SAINTS - BROWNS GAME SUMMARY

Cleveland Browns	3	3	6	6	-	18
New Orleans Saints	3	0	0	18	-	21

Team	Qtr	Time	Play Description (Extra Point) (Drive Info)	V-H
CLE	1	8:29	Gonzalez 39 FG (6-5, 3:02)	3-0
NO	1	2:47	Lutz 31 FG (11-63, 5:42)	3-3
CLE	2	1:55	Gonzalez 39 FG (7-45, 2:21)	6-3
CLE	3	6:43	Hyde 1 run (kick failed, wl) (12-79, 6:27)	12-3
NO	4	8:41	Thomas 2 pass from Brees (Lutz kick) (9-66, 5:35)	12-10
NO	4	2:40	Thomas 5 pass from Brees (Kamara run)(4-18, 2:17)	12-18
CLE	4	1:16	Callaway 47 pass from Taylor (kick failed, wl) (6-75, 1:24)	18-18
NO	4	8:21	Lutz 44 FG (6-49, 0:55)	18-21

FIELD GOALS (made () and missed)

CLE: Gonzalez (39) (39) 44WL 52WL

NO: Lutz (31) 44WL (44)

2

VS. CLEVELAND

CLEVELAND BROWNS							NEW ORLEANS SAINTS								
RUSHING	ATT	YDS	AVG	LG	TD		RUSHING	ATT	YDS	AVG	LG	TD			
Hyde	16	43	2.7	10	1		Kamara	13	46	3.5	18	0			
Taylor	4	26	6.5	8	0		Gillislee	8	18	2.3	4	0			
Chubb	2	14	7.0	8	0		J. Williams	1	-1	-1.0	-1	0			
Callaway	2	7	3.5	15	0		Brees	1	-1	-1.0	-1	0			
Johnson	3	3	1.0	3	0										
Total	27	93	3.4	15	1		Total	23	62	2.7	18	0			
PASSING	ATT	CMP	YDS	SK/YD	TD	LG	INT	PASSING	ATT	CMP	YDS	SK/YD	TD	LG	INT
Taylor	30	22	246	3/12	1	47t	1	Brees	35	28	243	3/30	2	42	0
Total	30	22	246	3/12	1	47t	1	Total	35	28	243	3/30	2	42	0
RECEIVING	NO	YDS	AVG	LG	TD			RECEIVING	NO	YDS	AVG	LG	TD		
Landry	5	69	13.8	25	0			Thomas	12	89	7.4	25	2		
Higgins	5	47	9.4	23	0			Kamara	6	53	8.8	14	0		
Njoku	4	20	5.0	8	0			Ginn	4	55	13.8	42	0		
Callaway	3	81	27.0	47t	1			Watson	3	19	6.3	8	0		
Fells	2	15	7.5	9	0			Smith	1	18	18.0	18	0		
Johnson	2	7	3.5	6	0			J. Hill	1	5	5.0	5	0		
Hyde	1	7	7.0	7	0			Line	1	4	4.0	4	0		
Total	22	246	11.2	47t	1			Total	28	243	8.7	42	2		
INT	NO	YDS	AVG	LG	TD			INT	NO	YDS	AVG	LG	TD		
Total	0	0	0.0	0	0			M. Williams	1	22	22.0	22	0		
								Total	1	22	22.0	22	0		
PUNTING	NO	YDS	AVG	TB	I20	LG		PUNTING	NO	YDS	AVG	TB	I20	LG	
Colquitt	3	118	39.3	0	1	46		Morstead	4	179	44.8	0	2	56	
Total	3	118	39.3	0	1	46		Total	4	179	44.8	0	2	56	
PT RET	NO	YDS	AVG	FC	LG	TD		PT RET	NO	YDS	AVG	FC	LG	TD	
Peppers	1	0	0.0	3	0	0		Lewis	1	0	0.0	1	0	0	
Total	1	0	0.0	3	0	0		Total	1	0	0.0	1	0	0	
KO RET	NO	YDS	AVG	FC	LG	TD		KO RET	NO	YDS	AVG	FC	LG	TD	
Peppers	3	82	27.3	0	28	0		T. Hill	1	47	47.0	0	47	0	
Total	3	82	27.3	0	28	0		Total	1	47	47.0	0	47	0	

TEAM STATISTICS			CLE	NO	TEAM STATISTICS			CLE	NO
TOTAL FIRST DOWNS			16	18	FGs-PATs HAD BLOCKED			0-0	0-0
By Rushing			4	4	Net Punting Avg.			39.3	44.8
By Passing			10	11	TOTAL RETURN YARDAGE			0	22
By Penalty			2	3	No. and Yards Punt Returns			1-0	1-0
3rd DOWN EFFICIENCY			4-12-33%	3-12-25%	No. and Yards Kickoff Returns			3-82	1-47
4th DOWN EFFICIENCY			1-2-50%	0-0-00%	No. and Yards Interception Returns			0-0	1-22
TOTAL NET YARDS			327	275	PENALTIES: No.-Yds.			4-43	4-53
Total Plays			60	61	FUMBLES: No.-Lost			3-0	2-2
Avg. Per Play			5.5	4.5	TOUCHDOWNS			2	2
NET YARDS RUSHING			93	62	Rushing			1	0
Total Rushes			27	23	Passing			1	2
Avg. Per Play			3.4	2.7	EXTRA POINTS: Made-Att.			0-2	2-2
Tackles For Loss-Yards			2-9	2-2	Kicking: Made-Att.			0-2	1-1
NET YARDS PASSING			234	213	Rushing: Made-Att.			0-0	1-1
Sacked-Yards Lost			3-12	3-30	FIELD GOALS: Made-Att.			2-4	2-3
Gross Yards			246	243	RED ZONE EFFICIENCY			1-1-100%	2-4-50%
PASSING: Att.-Comp.-INT			30-22-1	35-28-0	GOAL-TO-GO EFFICIENCY			1-1-100%	2-3-67%
Avg. Per Play			7.1	5.6	SAFETIES			0	0
PUNTS: No.-Avg.			3-39.3	4-44.8	TIME OF POSSESSION			27:19	32:41
Had Blocked			0	0					

2018 GAME BY GAME REVIEW



GAME 3 AT ATLANTA

SAINTS: 43 FALCONS: 37
MERCEDES-BENZ STADIUM
ATLANTA, GA. - 9/23/18
ATTENDANCE: 74,457 TIME: 3:38

GAME NOTES

WR Cameron Meredith scored his first touchdown as a Saint with a third quarter 11-yard scoring grab that gave New Orleans a 23-21 lead.

Drew Brees completed 39-of-49 passes for 396 yards with three TDs, two more rushing TDs and a 120.7 passer rating.

DE Cameron Jordan recorded five tackles (four solo), two sacks and two stops for a loss.

New Orleans put together a near-flawless offensive performance as QB **Drew Brees** became the National Football League's all-time completions leader, scoring a one-yard rushing touchdown in overtime to give the Saints their second straight win.

Brees led eight scoring drives and threw touchdowns to wide receivers **Ted Ginn Jr.** and **Cameron Meredith** and FB **Zach Line**. Brees tied the game with 1:15 left in the contest with a seven-yard touchdown run. The game was then sent to overtime, when New Orleans recorded their first defensive stop of the second half. Brees led the Saints down the field on a 15-play, 80-yard drive which ended with the quarterback sneak.

The Saints' defense sacked Falcons QB **Matt Ryan** three times, including twice by **DE Cameron Jordan** and special teams also came up big in the third quarter when **DE Alex Okafor** blocked a punt that was recovered and returned to the Atlanta 16-yard line to set up a third quarter touchdown and change momentum.

Brees was sharp all day, completing 39 of 49 passes (79.5%) for 396 yards, as he was sacked only once.

Brees' skill players also enjoyed an impressive afternoon. WR **Michael Thomas** had ten receptions for 129 yards. RB **Alvin Kamara** had 190 total yards from scrimmage with 16 carries for 66 yards and a career-best 15 receptions for 124 yards, upping his all-purpose total to 206 yards with 16 punt return yards.

SAINTS - FALCONS GAME SUMMARY

New Orleans Saints	7	9	7	14	6	43
Atlanta Falcons	7	7	7	16	0	37

Team	Qtr	Time	Play Description (Extra Point) (Drive Info)	V-H
NO	1	11:45	Ginn 4 pass from Brees (Lutz kick) (6-75, 3:15)	7-0
ATL	1	2:45	Ridley 18 pass from Ryan (Bryant kick) (12-81, 6:06)	7-7
NO	2	9:37	Lutz 49 FG (6-31, 2:21)	10-7
NO	2	3:06	Lutz 21 FG (8-70, 4:46)	13-7
ATL	2	2:12	Ridley 75 pass from Ryan (Bryant kick) (2-75, 0:54)	13-14
NO	2	0:06	Lutz 45 FG (3-31, 0:34)	16-14
ATL	3	12:00	Ridley 9 pass from Ryan (Bryant kick) (6-75, 3:00)	16-21
NO	3	6:07	Meredith 11 pass from Brees (Lutz kick) (4-16, 2:29)	23-21
ATL	4	14:11	Coleman 5 pass from Ryan (Ryan-Hooper pass) (12-82, 6:56)	23-29
NO	4	9:59	Line 1 pass from Brees (Lutz kick) (8-75, 4:12)	30-29
ATL	4	6:58	Sanu 5 pass from Ryan (Ryan-Sanu pass) (5-75, 3:01)	30-37
NO	4	1:15	Brees 7 run (Lutz kick) (11-81, 5:43)	37-37
NO	OT	2:55	Brees 1 run (15-80, 7:05)	43-37

FIELD GOALS (made () and missed)

NO: Lutz (49) (21) (45)

ATL: None

2018 GAME BY GAME REVIEW

3

@ ATLANTA

NEW ORLEANS SAINTS							ATLANTA FALCONS								
RUSHING	ATT	YDS	AVG	LG	TD		RUSHING	ATT	YDS	AVG	LG	TD			
Kamara	16	66	4.1	17	0		Coleman	15	33	2.2	15	0			
T. Hill	3	39	13.0	35	0		Ryan	4	12	3.0	7	0			
Ginn	1	20	20.0	20	0		Ridley	1	9	9.0	9	0			
Gillislee	3	10	3.3	4	0		Smith	2	-6	-3.0	-2	0			
Brees	3	7	2.3	7t	2										
J. Williams	1	1	1.0	1	0										
Total	27	143	5.3	35	2		Total	22	48	2.2	15	0			
PASSING	ATT	CMP	YDS	SK/YD	TD	LG	INT	PASSING	ATT	CMP	YDS	SK/YD	TD	LG	INT
Brees	49	39	396	1/5	3	35	0	Ryan	35	26	374	3/15	5	75t	0
Total	49	39	396	1/5	3	35	0	Total	35	26	374	3/15	5	75t	0
RECEIVING	NO	YDS	AVG	LG	TD			RECEIVING	NO	YDS	AVG	LG	TD		
Kamara	15	124	8.3	21	0			Ridley	7	146	20.9	75t	3		
Thomas	10	129	12.9	35	0			J. Jones	5	96	19.2	58	0		
Watson	5	71	14.2	27	0			Sanu	4	36	9.0	13	1		
Ginn	3	12	4.0	6	1			Smith	3	41	13.7	18	0		
Line	2	6	3.0	5	1			Hooper	3	23	7.7	12	0		
Carr	1	25	25.0	25	0			Coleman	2	14	7.0	9	1		
J. Hill	1	17	17.0	17	0			Paulsen	1	11	11.0	11	0		
Meredith	1	11	11.0	11t	1			Hall	1	7	7.0	7	0		
J. Williams	1	1	1.0	1	0										
Total	39	396	10.2	35	3			Total	26	374	14.4	75t	5		
INT	NO	YDS	AVG	LG	TD			INT	NO	YDS	AVG	LG	TD		
Total	0	0	0.0	0	0			Total	0	0	0.0	0	0		
PUNTING	NO	YDS	AVG	TB	I20	LG		PUNTING	NO	YDS	AVG	TB	I20	LG	
Morstead	4	202	50.5	1	2	57		Bosher	5	216	43.2	0	1	48	
								[BLOCKED]	1	0	0.0	0	0	0	
Total	4	202	50.5	1	2	57		Total	6	216	43.2	0	1	48	
PT RET	NO	YDS	AVG	FC	LG	TD		PT RET	NO	YDS	AVG	FC	LG	TD	
Kamara	3	16	5.3	0	10	0		Hardy	2	12	6.0	0	6	0	
Ginn	0	0	0.0	2	0	0									
Total	3	16	5.3	2	10	0		Total	2	12	6.0	0	6	0	
KO RET	NO	YDS	AVG	FC	LG	TD		KO RET	NO	YDS	AVG	FC	LG	TD	
T. Hill	3	64	21.3	0	23	0		Hall	3	74	24.7	0	30	0	
Total	3	64	21.3	0	23	0		Total	3	74	24.7	0	30	0	

TEAM STATISTICS				NO	ATL	TEAM STATISTICS				NO	ATL
TOTAL FIRST DOWNS				32	24	FGs-PATs HAD BLOCKED				0-0	0-0
By Rushing				11	1	Net Punting Avg.				42.5	33.3
By Passing				19	19	TOTAL RETURN YARDAGE				16	12
By Penalty				2	4	No. and Yards Punt Returns				3-16	2-12
3rd DOWN EFFICIENCY				7-14-50%	4-11-36%	No. and Yards Kickoff Returns				3-64	3-74
4th DOWN EFFICIENCY				1-1-100%	0-0-0%	No. and Yards Interception Returns				0-0	0-0
TOTAL NET YARDS				534	407	PENALTIES: No.-Yds.				11-120	5-54
Total Plays				77	60	FUMBLES: No.-Lost				1-0	0-0
Avg. Per Play				6.9	6.8	TOUCHDOWNS				5	5
NET YARDS RUSHING				143	48	Rushing				2	0
Total Rushes				27	22	Passing				3	5
Avg. Per Play				5.3	2.2	EXTRA POINTS: Made-Att.				4-4	5-5
Tackles For Loss-Yards				1-1	5-12	Kicking: Made-Att.				4-4	3-3
NET YARDS PASSING				391	359	Passing: Made-Att.				0-0	2-2
Sacked-Yards Lost				1-5	3-15	FIELD GOALS: Made-Att.				3-3	0-0
Gross Yards				396	374	RED ZONE EFFICIENCY				5-6-83%	4-4-100%
PASSING: Att.-Comp.-INT				49-39-0	35-26-0	GOAL-TO-GO EFFICIENCY				4-5-80%	3-3-100%
Avg. Per Play				7.8	9.4	SAFETIES				0	0
KICKOFFS: No.-In EZ-Touchbacks				8-8-5	7-6-4	FINAL SCORE				43	37
PUNTS: No.-Avg.				4-50.5	6-36.0	TIME OF POSSESSION				37:45	29:20
Had Blocked				0	1						

FOOTBALL

2018 GAME BY GAME REVIEW



GAME 4 AT NY GIANTS

SAINTS: 33 GIANTS: 18
METLIFE STADIUM
EAST RUTHERFORD, N.J. - 9/30/18
ATTENDANCE: 78,213 TIME: 3:02

GAME NOTES

The victory gave New Orleans an all-time 14-16 record against the Giants with their first win in three tries at MetLife Stadium.

RB Alvin Kamara carried 19 times for a career-high 134 yards (7.1 avg.) with three touchdowns and caught five passes for 47 yards for 181 total yards from scrimmage.

LB Demario Davis had 11 tackles and two sacks as he was named NFC Defensive Player of the Week.

The Saints fell behind by a touchdown early in the contest, then roared back with 19 straight points on the strength of rugged performances by the defense, RB **Alvin Kamara** and K **Wil Lutz**.

New Orleans outgained New York 170-65 on the ground, while the club notched its third consecutive win.

While the Giants took a first quarter lead with a two-yard touchdown connection from QB **Eli Manning** to WR **Sterling Shepard**, Lutz drilled four straight field goals, all in the second quarter, to give New Orleans a five-point lead at halftime. The Saints defense also forced a pair of fumbles.

Kamara posted the second 100-yard rushing day of his career with 134 yards on 19 carries with a career-best three touchdowns on the ground.

Kamara had only 32 yards rushing in the first half before taking over the ground game with 102 in the final two periods, including a 49-yard rushing touchdown in the fourth quarter to clinch the contest.

New Orleans had an aggressive defensive approach from the defensive line back to the secondary, led by LB **Demario Davis** who led the team with 11 tackles and two sacks. DT **Tyler Davison** added a quarterback take-down to lead a line that gave up only 65 rushing yards. In the second quarter with New Orleans trailing 7-6, CB **P.J. Williams** forced a fumble that was recovered by CB **Marshall Lattimore** and returned 37 yards to set up a go-ahead field goal.

The win marked the first time the Saints defeated the Giants on the road since December 24, 2006.

SAINTS - GIANTS GAME SUMMARY

New Orleans Saints	0	12	7	14	-	33
New York Giants	7	0	3	8	-	18

Team	Qtr	Time	Play Description (Extra Point) (Drive Info)	V-H
NYG	1	8:24	S. Shepard 2 pass from Manning (Rosas kick) (10-75, 4:59)	0-7
NO	2	14:55	Lutz 42 FG (15-51, 8:29)	3-7
NO	2	7:18	Lutz 34 FG (9-69, 3:31)	6-7
NO	2	3:36	Lutz 37 FG (4- -8, 0:57)	9-7
NO	2	0:11	Lutz 26 FG (7-40, 2:21)	12-7
NO	3	7:16	Kamara 9 run (Lutz kick) (7-80, 3:17)	19-7
NYG	3	2:02	Rosas 33 FG (10-75, 5:14)	19-10
NO	4	6:47	Kamara 4 run (Lutz kick) (14-74, 6:39)	26-10
NYG	4	3:44	Barkley 1 run (Manning-Shepard pass) (10-75, 3:03)	26-18
NO	4	2:06	Kamara 49 run (Lutz kick) (6-97, 1:38)	33-18

FIELD GOALS (made () and missed)

NO: Lutz (42) (34) (37) (26)

NYG: Rosas (33)

4

@ NEW YORK GIANTS

NEW ORLEANS SAINTS							NEW YORK GIANTS								
RUSHING	ATT	YDS	AVG	LG	TD		RUSHING	ATT	YDS	AVG	LG	TD			
Kamara	19	134	7.1	49t	3		Barkley	10	44	4.4	28	1			
T. Hill	4	28	7.0	19	0		Beckham	1	10	10.0	10	0			
Gillislee	2	6	3.0	4	0		Gallman	2	6	3.0	4	0			
Washington	2	2	1.0	3	0		Manning	2	5	2.5	6	0			
Ginn	1	1	1.0	1	0										
Brees	4	-1	-0.3	2	0										
Total	32	170	5.3	49t	3		Total	15	65	4.3	28	1			
PASSING	ATT	CMP	YDS	SK/YD	TD	LG	INT	PASSING	ATT	CMP	YDS	SK/YD	TD	LG	INT
Brees	32	18	217	1/8	0	25	0	Manning	41	31	255	3/21	1	27	0
T. Hill	2	1	10	0/0	0	10	0								
Total	34	19	227	1/8	0	25	0	Total	41	31	255	3/21	1	27	0
RECEIVING	NO	YDS	AVG	LG	TD			RECEIVING	NO	YDS	AVG	LG	TD		
Kamara	5	47	9.4	25	0			S. Shepard	10	77	7.7	23	1		
Thomas	4	47	11.8	15	0			Beckham	7	60	8.6	27	0		
J. Hill	3	63	21.0	22	0			Barkley	6	56	9.3	13	0		
Meredith	3	32	10.7	20	0			Ellison	3	29	9.7	11	0		
Watson	1	23	23.0	23	0			Gallman	3	17	5.7	11	0		
Hardee	1	10	10.0	10	0			R. Shepard	1	9	9.0	9	0		
Gillislee	1	9	9.0	9	0			Simonson	1	7	7.0	7	0		
T. Hill	1	-4	-4.0	-4	0										
Total	19	227	11.9	25	0			Total	31	255	8.2	27	1		
INT	NO	YDS	AVG	LG	TD			INT	NO	YDS	AVG	LG	TD		
Total	0	0	0.0	0	0			Total	0	0	0.0	0	0		
PUNTING	NO	YDS	AVG	TB	I20	LG		PUNTING	NO	YDS	AVG	TB	I20	LG	
Morstead	3	95	47.5	0	0	51		Dixon	4	204	51.0	1	0	60	
Total	3	95	47.5	0	0	51		Total	4	204	51.0	1	0	60	
PT RET	NO	YDS	AVG	FC	LG	TD		PT RET	NO	YDS	AVG	FC	LG	TD	
Tate	3	15	5.0	0	8	0		Davis	0	0	0.0	1	0	0	
								Beckham	0	0	0.0	1	0	0	
Total	3	15	5.0	0	8	0		Total	0	0	0.0	2	0	0	
KO RET	NO	YDS	AVG	FC	LG	TD		KO RET	NO	YDS	AVG	FC	LG	TD	
Hill	1	16	16.0	0	16	0		Davis	3	60	20.0	0	24	0	
Ginn	1	1	1.0	0	1	0									
Total	2	17	8.5	0	16	0		Total	3	60	20.0	0	24	0	

TEAM STATISTICS			NO	NYG	TEAM STATISTICS			NO	NYG
TOTAL FIRST DOWNS			25	22	FGs-PATs HAD BLOCKED			0-0	0-0
By Rushing			10	3	Net Punting Avg.			47.5	42.3
By Passing			12	18	TOTAL RETURN YARDAGE			15	0
By Penalty			3	1	No. and Yards Punt Returns			3-15	0-0
3rd DOWN EFFICIENCY			5-13-38%	5-10-50%	No. and Yards Kickoff Returns			2-17	3-60
4th DOWN EFFICIENCY			1-1-100%	0-0-0%	No. and Yards Interception Returns			0-0	0-0
TOTAL NET YARDS			389	299	PENALTIES: No.-Yds.			5-51	6-67
Total Plays			67	59	FUMBLES: No.-Lost			1-0	2-2
Avg. Per Play			5.8	5.1	TOUCHDOWNS			3	2
NET YARDS RUSHING			170	65	Rushing			3	1
Total Rushes			32	15	Passing			0	1
Avg. Per Play			5.3	4.3	EXTRA POINTS: Made-Att.			3-3	2-2
Tackles For Loss-Yards			2-5	1-7	Kicking: Made-Att.			3-3	1-1
NET YARDS PASSING			219	234	Passing: Made-Att.			0-0	1-1
Sacked-Yards Lost			1-8	3-21	FIELD GOALS: Made-Att.			4-4	1-1
Gross Yards			227	255	RED ZONE EFFICIENCY			2-6-33%	2-3-67%
PASSING: Att.-Comp.-INT			34-19-0	41-31-0	GOAL-TO-GO EFFICIENCY			2-3-67%	2-2-100%
Avg. Per Play			6.3	5.3	SAFETIES			0	0
KICKOFFS: No.-In EZ-Touchbacks			8-8-5	4-2-2	FINAL SCORE			33	18
PUNTS: No.-Avg.			2-47.5	4-51.0	TIME OF POSSESSION			31:00	29:00
Had Blocked			0	0					

2018 GAME BY GAME REVIEW



GAME 5 VS. WASHINGTON

SAINTS: 43 REDSKINS: 19
MERCEDES-BENZ SUPERDOME
NEW ORLEANS, LA. - 10/8/18
ATTENDANCE: 73,028 TIME: 3:05

GAME NOTES

The win marks the first time the Saints posted consecutive wins over Washington since 2002 and 2003. It's also the first time they have posted consecutive home victories in the series.

With his second quarter 62-yard touchdown pass to WR Tre'Quan Smith, QB Drew Brees became the National Football League's all-time passing yardage leader, surpassing Peyton Manning. Brees finished the contest with 72,103 career passing yards.

The Saints notched their fourth consecutive victory of the season, scoring 17 consecutive second half points to put the game away, the result of strong contributions from offense and defense. The win on Monday Night Football also served as a worldwide showcase for the breaking of one of the National Football League's most prolific records.

New Orleans had built up a 20-6 first half lead on two rushing touchdowns by RB **Mark Ingram II** in his 2018 debut and a one-yard touchdown connection from QB **Drew Brees** to TE **Josh Hill**. After the Saints defense then forced a punt, on the next play from scrimmage, Brees struck rookie WR **Tre'Quan Smith** for a 62-yard touchdown to make the signal-caller the NFL's all-time passing yardage leader. Washington got out of the first half with a late touchdown, facing a 26-13 deficit.

The Brees-Smith connection extended the lead at the start of the third quarter with a 35-yard pass play. On Washington's next possession, CB **Justin Hardee** made his first career interception and returned it 77 yards to set up a one-yard rushing TD for QB **Taysom Hill**. Washington QB **Alex Smith** was sacked three times and turned the ball over two times—once on a third quarter fumble following the interception. New Orleans batted down six of his throws.

Brees completed 26 of 29 (career-high 89.7%) passes for 363 yards, three touchdowns and a 153.2 passer rating. Smith had a total of three receptions for 111 yards.

A stout run defense held the Redskins to only 39 yards on the ground. S **Vonn Bell** led the run-stopping effort with eight tackles (seven solo) and a stop for a loss.

SAINTS - REDSKINS GAME SUMMARY

Washington Redskins	3	10	0	6	-	19
New Orleans Saints	6	20	14	3	-	43

Team	Qtr	Time	Play Description (Extra Point) (Drive Info)	V-H
NO	1	10:41	Ingram 2 run (kick failed, wr) (6-64, 3:13)	0-6
WAS	1	2:37	Hopkins 37 FG (15-56, 8:04)	3-6
NO	2	10:38	J. Hill 1 pass from Brees (Lutz kick) (13-75, 6:59)	3-13
WAS	2	8:36	Hopkins 53 FG (6-40, 2:02)	6-13
NO	2	3:43	Ingram 1 run (Lutz kick) (10-75, 4:53)	6-20
NO	2	2:36	Smith 62 pass from Brees (run failed) (1-62, 0:39)	6-26
WAS	2	0:26	Smith 4 run (Hopkins kick) (3-16, 0:56)	13-26
NO	3	12:23	Smith 35 pass from Brees (Lutz kick) (5-74, 2:37)	13-33
NO	3	6:43	T. Hill 1 run (Lutz kick) (2-4, 1:00)	13-40
NO	4	14:10	Lutz 44 FG (6-22, 3:09)	13-43
WAS	4	10:25	Bibbs 1 run (pass failed) (7-75, 3:45)	19-43

FIELD GOALS (made () and missed)

WAS: Hopkins (37) (53)

NO: Lutz (44)

2018 GAME BY GAME REVIEW

5

VS. WASHINGTON

WASHINGTON REDSKINS							NEW ORLEANS SAINTS								
RUSHING	ATT	YDS	AVG	LG	TD		RUSHING	ATT	YDS	AVG	LG	TD			
Thompson	8	17	2.1	11	0		Ingram	16	53	3.3	9	2			
Bibbs	4	9	2.3	5	1		Kamara	6	24	4.0	9	0			
Smith	2	7	3.5	4t	1		T. Hill	5	23	4.6	6	1			
Peterson	4	6	1.5	4	0		Brees	2	1	0.5	2	0			
							Bridgewater	3	-3	-1.0	-1	0			
Total	18	39	2.2	11	2		Total	32	98	3.1	9	3			
PASSING	ATT	CMP	YDS	SK/YD	TD	LG	INT	PASSING	ATT	CMP	YDS	SK/YD	TD	LG	INT
Smith	39	23	275	3/31	0	42	1	Brees	29	26	363	2/14	3	62t	0
Total	39	23	275	3/31	0	42	1	Total	29	26	363	2/14	3	62t	0
RECEIVING	NO	YDS	AVG	LG	TD			RECEIVING	NO	YDS	AVG	LG	TD		
Thompson	6	45	7.5	17	0			Meredith	5	71	14.2	46	0		
Crowder	4	55	13.8	24	0			Thomas	4	74	18.5	31	0		
Richardson	4	50	12.5	23	0			Watson	4	30	7.5	9	0		
Harris	3	47	15.7	42	0			Smith	3	111	37.0	62t	2		
Peterson	2	36	18.0	24	0			Kamara	3	15	5.0	6	0		
Davis	2	15	7.5	9	0			J. Hill	2	24	12.0	23	1		
Reed	1	21	21.0	21	0			Ingram	2	20	10.0	28	0		
Quick	1	6	6.0	6	0			Carr	2	17	8.5	10	0		
								Brees	1	1	1.0	1	0		
Total	23	275	12.0	42	0			Total	26	363	14.0	62t	3		
INT	NO	YDS	AVG	LG	TD			INT	NO	YDS	AVG	LG	TD		
								Hardee	1	77	77.0	77	0		
Total	0	0	0.0	0	0			Total	1	77	77.0	77	0		
PUNTING	NO	YDS	AVG	TB	I20	LG		PUNTING	NO	YDS	AVG	TB	I20	LG	
Way	3	110	36.7	0	1	37									
Total	3	110	36.7	0	1	37		Total	0	0	0.0	0	0	0	
PT RET	NO	YDS	AVG	FC	LG	TD		PT RET	NO	YDS	AVG	FC	LG	TD	
								Kamara	1	0	0.0	2	0	0	
Total	0	0	0.0	0	0	0		Total	1	0	0.0	2	0	0	
KO RET	NO	YDS	AVG	FC	LG	TD		KO RET	NO	YDS	AVG	FC	LG	TD	
Johnson	2	45	22.5	0	26	0		T. Hill	2	43	21.5	0	30	0	
Total	2	45	22.5	0	26	0		Total	2	43	21.5	0	30	0	

TEAM STATISTICS	WAS	NO	TEAM STATISTICS	WAS	NO
TOTAL FIRST DOWNS	18	27	FGs-PATs HAD BLOCKED	0-0	0-0
By Rushing	6	8	Net Punting Avg.	36.7	0.0
By Passing	12	15	TOTAL RETURN YARDAGE	0	77
By Penalty	0	4	No. and Yards Punt Returns	0-0	1-0
3rd DOWN EFFICIENCY	4-13-31%	5-9-56%	No. and Yards Kickoff Returns	2-45	2-43
4th DOWN EFFICIENCY	2-4-50%	0-0-0%	No. and Yards Interception Returns	0-0	1-77
TOTAL NET YARDS	283	447	PENALTIES: No.-Yds.	6-38	4-45
Total Plays	60	63	FUMBLES: No.-Lost	1-1	2-1
Avg. Per Play	4.7	7.1	TOUCHDOWNS	2	6
NET YARDS RUSHING	39	98	Rushing	2	3
Total Rushes	18	32	Passing	0	3
Avg. Per Play	2.2	3.1	EXTRA POINTS: Made-Att.	1-2	4-6
Tackles For Loss-Yards	4-8	0-0	Kicking: Made-Att.	1-1	4-5
NET YARDS PASSING	244	349	Rushing: Made-Att.	0-0	0-1
Sacked-Yards Lost	3-31	2-14	Passing: Made-Att.	0-1	0-0
Gross Yards	275	363	FIELD GOALS: Made-Att.	2-2	1-1
PASSING: Att.-Comp.-INT	39-23-1	29-26-0	RED ZONE EFFICIENCY	2-3-67%	4-5-80%
Avg. Per Play	5.8	11.3	GOAL-TO-GO EFFICIENCY	2-3-67%	4-4-100%
KICKOFFS: No.-In EZ-Touchbacks	5-4-3	8-6-6	SAFETIES	0	0
PUNTS: No.-Avg.	3-36.7	0-0.0	FINAL SCORE	19	43
Had Blocked	0	0	TIME OF POSSESSION	26:43	33:17

FOOTBALL

2018 GAME BY GAME REVIEW



GAME 6 AT BALTIMORE

SAINTS: 24 RAVENS: 23
M&T BANK STADIUM
BALTIMORE, MD. - 10/21/18
ATTENDANCE: 70,639 TIME: 3:03

GAME NOTES

The second quarter one-yard touchdown connection between QB Drew Brees and TE Benjamin Watson was the signal-caller's 500th career scoring throw.

WR Michael Thomas led the Saints with seven receptions for 69 yards and his fourth quarter five-yard TD reception gave New Orleans a 21-17 lead.

RB Alvin Kamara had 17 carries for 64 yards and one touchdown.

The way the Saints won on the road for their fifth consecutive victory served as a valuable lesson in their quest to fight adversity throughout the season.

The offense lost the potential to score first when QB **Taysom Hill** fumbled on New Orleans' first possession at the Ravens six-yard line. QB **Drew Brees** threw the 500th touchdown of his career in the second quarter, but then the Saints did not score again going into the fourth quarter trailing 17-7, facing a Ravens defense that was ranked first in the National Football League going into the contest.

But New Orleans would rebound with 17 fourth quarter points and then leading 24-23 with 24 seconds left after a Baltimore touchdown, Ravens K **Justin Tucker** missed his first PAT attempt after making 222 straight attempts to guarantee New Orleans' fifth straight victory.

In a drive that started in the third quarter and led into the fourth, New Orleans gained 75 yards in 12 plays to move within three points as RB **Alvin Kamara** ran up the middle for a two-yard touchdown, the first second half touchdown given up by the Ravens in 2018 up to that point of the season.

Brees followed that scoring drive up with one that ended in a five-yard touchdown pass to WR **Michael Thomas**, while a 39-yard field goal by K **Wil Lutz** extended New Orleans' lead to 24-17 with 2:07 left. Ravens QB **Joe Flacco** found WR **John Brown** for a 14-yard touchdown, but following the missed extra point, New Orleans walked away with their third straight road victory.

SAINTS - RAVENS GAME SUMMARY

New Orleans Saints	0	7	0	17	-	24
Baltimore Ravens	0	10	7	6	-	23

Team	Qtr	Time	Play Description (Extra Point) (Drive Info)	V-H
BAL	2	6:04	Tucker 31 FG (17-63, 7:3)	0-3
NO	2	1:53	Watson 1 pass from Brees (Lutz kick) (8-75, 4:11)	7-3
BAL	2	0:04	Jackson 1 run (Tucker kick) (6-75, 1:49)	7-10
BAL	3	3:30	Andrews 8 pass from Flacco (Tucker kick) (10-61, 4:02)	7-17
NO	4	12:32	Kamara 2 run (Lutz kick) (12-75, 5:58)	14-17
NO	4	4:58	Thomas 5 pass from Brees (Lutz kick) (12-56, 6:18)	21-17
NO	4	2:07	Lutz 39 FG (7-43, 1:12)	24-17
BAL	4	0:24	Brown 14 pass from Flacco (kick failed, wr) (6-81, 1:43)	24-23

FIELD GOALS (made () and missed)

NO: Lutz (39)

BAL: Tucker (31)

2018 GAME BY GAME REVIEW

6

@ BALTIMORE

NEW ORLEANS SAINTS							BALTIMORE RAVENS								
RUSHING	ATT	YDS	AVG	LG	TD		RUSHING	ATT	YDS	AVG	LG	TD			
Kamara	17	64	3.8	12	1		Collins	11	38	3.5	9	0			
T. Hill	6	35	5.8	11	0		Snead IV	1	13	13.0	13	0			
Ingram	12	32	2.7	8	0		Jackson	3	9	3.0	4	1			
Brees	4	3	0.8	2	0		Moore	1	9	9.0	9	0			
							Flacco	1	4	4.0	4	0			
							Allen	3	3	1.0	2	0			
							Williams	1	1	1.0	1	0			
							Edwards	2	0	0.0	0	0			
Total	39	134	3.4	12	1		Total	23	77	3.3	13	1			
PASSING	ATT	CMP	YDS	SK/YD	TD	LG	INT	PASSING	ATT	CMP	YDS	SK/YD	TD	LG	INT
Brees	30	22	212	1/7	2	32	0	Flacco	39	23	279	1/10	2	56	0
								Jackson	1	1	5	0/0	0	5	0
Total	30	22	212	1/7	2	32	0	Total	40	24	284	1/10	2	56	0
RECEIVING	NO	YDS	AVG	LG	TD		RECEIVING	NO	YDS	AVG	LG	TD			
Thomas	7	69	9.9	32	1		Brown	7	134	19.1	56	1			
Watson	6	43	7.2	15	1		Crabtree	5	66	13.2	18	0			
Smith	3	44	14.7	26	0		Snead IV	3	23	7.7	9	0			
Arnold	2	35	17.5	25	0		Allen	3	21	7.0	17	0			
Kamara	2	11	5.5	8	0		Collins	3	10	3.3	6	0			
Ingram	2	10	5.0	8	0		Moore	1	14	14.0	14	0			
							Boyle	1	8	8.0	8	0			
							Andrews	1	8	8.0	8	1			
Total	22	212	9.6	32	2		Total	24	284	11.8	56	2			
INT	NO	YDS	AVG	LG	TD		INT	NO	YDS	AVG	LG	TD			
Total	0	0	0.0	0	0		Total	0	0	0.0	0	0			
PUNTING	NO	YDS	AVG	TB	I20	LG	PUNTING	NO	YDS	AVG	TB	I20	LG		
Mostead	2	88	44.0	0	0	52	Koch	3	137	45.7	0	2	53		
Total	2	88	44.0	0	0	52	Total	3	137	45.7	0	2	53		
PT RET	NO	YDS	AVG	FC	LG	TD	PT RET	NO	YDS	AVG	FC	LG	TD		
Kamara	1	12	12.0	1	12	0	Jones	1	8	8.0	0	8	0		
Total	1	12	12.0	1	12	0	Total	1	8	8.0	0	8	0		
KO RET	NO	YDS	AVG	FC	LG	TD	KO RET	NO	YDS	AVG	FC	LG	TD		
Line	1	16	16.0	0	16	0	Moore	3	50	16.7	0	21	0		
Total	1	16	16.0	0	16	0	Total	3	50	16.7	0	21	0		
TEAM STATISTICS						NO	BAL	TEAM STATISTICS						NO	BAL
TOTAL FIRST DOWNS						26	25	FGs-PATs HAD BLOCKED						0-0	0-0
By Rushing						12	6	Net Punting Avg.						40.0	41.7
By Passing						12	15	TOTAL RETURN YARDAGE						12	8
By Penalty						2	4	No. and Yards Punt Returns						1-12	1-8
3rd DOWN EFFICIENCY						6-14-43%	5-12-4%	No. and Yards Kickoff Returns						1-16	3-50
4th DOWN EFFICIENCY						4-5-80%	1-2-50%	No. and Yards Interception Returns						0-0	0-0
TOTAL NET YARDS						339	351	PENALTIES: No.-Yds.						6-52	5-54
Total Plays						70	64	FUMBLES: No.-Lost						2-1	0-0
Avg. Per Play						4.8	5.5	TOUCHDOWNS						3	3
NET YARDS RUSHING						134	77	Rushing						1	1
Total Rushes						39	23	Passing						2	2
Avg. Per Play						3.4	3.3	EXTRA POINTS: Made-Att.						3-3	2-3
Tackles For Loss-Yards						2-7	2-5	Kicking: Made-Att.						3-3	2-3
NET YARDS PASSING						205	274	FIELD GOALS: Made-Att.						1-1	1-1
Sacked-Yards Lost						1-7	1-10	RED ZONE EFFICIENCY						3-4-75%	3-4-75%
Gross Yards						212	284	GOAL-TO-GO EFFICIENCY						3-3-100%	2-2-100%
PASSING: Att.-Comp.-INT						30-22-0	40-24-0	SAFETIES						0	0
Avg. Per Play						6.6	6.7	FINAL SCORE						24	23
KICKOFFS: No.-In EZ-Touchbacks						5-3-2	5-3-3	TIME OF POSSESSION						33:31	26:29
PUNTS: No.-Avg.						2-44.0	3-45.7								
Had Blocked						0	0								

FOOTBALL

2018 GAME BY GAME REVIEW



GAME 7 AT MINNESOTA

SAINTS: 30 VIKINGS: 20
U.S. BANK STADIUM
MINNEAPOLIS, MN. - 10/28/18
ATTENDANCE: 66,801 TIME: 2:49

GAME NOTES

Rookie DE Marcus Davenport and DT Sheldon Rankins each recorded two sacks apiece.

CB P.J. Williams had his first career TD, picking off Vikings QB Kirk Cousins and returning it 45 yards to the end zone.

RB Mark Ingram II led the Saints in rushing, as he carried 13 times for 63 yards and RB Alvin Kamara had 76 total yards from scrimmage with two touchdowns.

Riding the legs of the running back combination of **Mark Ingram II** and **Alvin Kamara**, as well as two takeaways, including an interception return for a touchdown, New Orleans extended their winning streak to six with a road victory at Minnesota.

Ingram and Kamara combined for 168 total yards from scrimmage and two touchdowns. QB **Drew Brees** completed 18 of 23 passes for 120 yards and **Taysom Hill** completed a 44-yard pass to WR **Michael Thomas**, who finished with five grabs for a team-high 81 yards.

LB **Alex Anzalone** and CB **Marshon Lattimore** combined to make the biggest play of the game late in the second quarter, with Anzalone stripping Minnesota WR **Adam Thielen** at the New Orleans 13 and the corner returning it 54 yards to the Minnesota 33. Following a Vikings unsportsmanlike penalty, two plays later, Kamara punched in a one-yard touchdown and gave the Saints a 17-13 halftime lead.

Minnesota had one more chance to tie the contest after **Wil Lutz's** 42-yard field goal midway through the third quarter, but a 45-yard interception return by **P.J. Williams** ended the threat and gave New Orleans a comfortable 27-13 lead.

A fourth quarter 42-yard field goal by Lutz extended New Orleans' lead to 30-13. The Vikings then got back within ten in the contest when QB **Kirk Cousins** engineered a 13-play, 75-yard drive that ended with a one-yard touchdown pass to Thielen.

But when New Orleans got the ball back with 4:26, Ingram converted a key third-and-one rush that forced the Vikings to burn their final two timeouts and allow for an eventual Saints punt to the Minnesota 30-yard line with 1:09 left.

SAINTS - VIKINGS GAME SUMMARY

New Orleans Saints	7	10	10	3	-	30
Minnesota Vikings	7	6	0	7	-	20

Team	Qtr	Time	Play Description (Extra Point) (Drive Info)	V-H
NO	1	10:33	Kamara 3 pass from Brees (Lutz kick) (8-81, 4:27)	7-0
MIN	1	3:16	Diggs 1 pass from Cousins (Bailey kick) (13-91, 7:17)	7-7
MIN	2	11:57	Murray 1 run (kick failed, wl) (7-80, 4:05)	7-13
NO	2	7:27	Lutz 52 FG (8-33, 4:30)	10-13
NO	2	0:30	Kamara 1 run (Lutz kick) (2-18, 0:27)	17-13
NO	3	8:19	Lutz 42 FG (9-21, 4:09)	20-13
NO	3	5:58	Williams 45 interception return (Lutz kick)	27-13
NO	4	9:35	Lutz 42 FG (15-60, 8:15)	30-13
MIN	4	4:26	Thielen 1 pass from Cousins (Bailey kick) (13-75, 5:09)	30-20

FIELD GOALS (made () and missed)

NO: Lutz (52) (42) (42)

MIN: NONE

2018 GAME BY GAME REVIEW

7

@ MINNESOTA

FOOTBALL

NEW ORLEANS SAINTS							MINNESOTA VIKINGS								
RUSHING	ATT	YDS	AVG	LG	TD		RUSHING	ATT	YDS	AVG	LG	TD			
Ingram	13	63	4.8	11	0		Murray	13	56	4.3	12	1			
Kamara	13	45	3.5	17	1		Thielen	1	15	15.0	15	0			
T. Hill	3	-2	-0.7	2	0		Boone	3	11	3.7	7	0			
							Cousins	2	3	1.5	3	0			
							Ham	2	1	0.5	1	0			
							Thomas	1	-1	-1.0	-1	0			
Total	29	106	3.7	17	1		Total	22	85	3.9	15	1			
PASSING	ATT	CMP	YDS	SK/YD	TD	LG	INT	PASSING	ATT	CMP	YDS	SK/YD	TD	LG	INT
Brees	23	18	120	0/0	1	20	1	Cousins	41	31	359	4/21	2	31	1
T. Hill	1	1	44	0/0	0	44	0								
Total	24	19	164	0/0	1	44	1	Total	41	31	359	4/21	2	31	1
RECEIVING	NO	YDS	AVG	LG	TD			RECEIVING	NO	YDS	AVG	LG	TD		
Kamara	7	31	4.4	17	1			Diggs	10	119	11.9	31	1		
Thomas	5	81	16.2	44	0			Thielen	7	103	14.7	28	1		
Ingram	3	29	9.7	19	0			Murray	5	39	7.8	13	0		
Smith	3	18	6.0	7	0			Rudolph	4	39	9.8	25	0		
T. Hill	1	5	5.0	5	0			Treadwell	3	25	8.3	12	0		
								Robinson	1	19	19.0	19	0		
								Thomas	1	15	15.0	15	0		
Total	19	164	8.6	44	1			Total	31	359	11.6	31	2		
INT	NO	YDS	AVG	LG	TD			INT	NO	YDS	AVG	LG	TD		
P. Williams	1	45	45.0	45t	1			Smith	1	0	0.0	0	0		
Total	1	45	45.0	45t	1			Total	1	0	0.0	0	0		
PUNTING	NO	YDS	AVG	TB	I20	LG		PUNTING	NO	YDS	AVG	TB	I20	LG	
Morstead	2	86	43.0	0	1	56		Wile	2	81	40.5	0	1	41	
Total	2	86	43.0	0	1	56		Total	2	81	40.5	0	1	41	
PT RET	NO	YDS	AVG	FC	LG	TD		PT RET	NO	YDS	AVG	FC	LG	TD	
Kamara	1	15	15.0	1	15	0		Sherels	1	4	4.0	1	4	0	
Total	1	15	15.0	1	15	0		Total	1	4	4.0	1	4	0	
KO RET	NO	YDS	AVG	FC	LG	TD		KO RET	NO	YDS	AVG	FC	LG	TD	
T. Hill	2	50	25.0	0	26	0		Thomas	1	20	20.0	0	20	0	
								Sherels	1	17	17.0	0	17	0	
Total	2	50	25.0	0	26	0		Total	2	37	18.5	0	20	0	

TEAM STATISTICS	NO	MIN	TEAM STATISTICS	NO	MIN
TOTAL FIRST DOWNS	17	27	FGs-PATs HAD BLOCKED	0-0	0-0
By Rushing	6	4	Net Punting Avg.	41.0	33.0
By Passing	9	19	TOTAL RETURN YARDAGE	60	4
By Penalty	2	4	No. and Yards Punt Returns	1-15	1-4
3rd DOWN EFFICIENCY	4-9-44%	5-10-50%	No. and Yards Kickoff Returns	2-50	2-37
4th DOWN EFFICIENCY	0-0-0%	2-3-67%	No. and Yards Interception Returns	1-45	1-0
TOTAL NET YARDS	270	423	PENALTIES: No.-Yds.	7-64	6-54
Total Plays	53	67	FUMBLES: No.-Lost	0-0	2-1
Avg. Per Play	5.1	6.3	TOUCHDOWNS	3	3
NET YARDS RUSHING	106	85	Rushing	1	1
Total Rushes	29	22	Passing	1	2
Avg. Per Play	3.7	3.9	EXTRA POINTS: Made-Att.	3-3	2-3
Tackles For Loss-Yards	3-7	1-1	Kicking: Made-Att.	3-3	2-3
NET YARDS PASSING	164	338	FIELD GOALS: Made-Att.	3-3	0-0
Sacked-Yards Lost	0-0	4-21	RED ZONE EFFICIENCY	2-3-67%	3-4-75%
Gross Yards	164	359	GOAL-TO-GO EFFICIENCY	2-3-67%	3-3-100%
PASSING: Att.-Comp.-INT	24-19-1	41-31-1	SAFETIES	0	0
Avg. Per Play	6.8	7.5	FINAL SCORE	30	20
KICKOFFS: No.-In EZ-Touchbacks	7-6-5	4-2-1	TIME OF POSSESSION	28:37	31:23
PUNTS: No.-Avg.	2-43.0	2-40.5			
Had Blocked	0	0			

2018 GAME BY GAME REVIEW



GAME 8 VS. L.A. RAMS

SAINTS: 45 RAMS: 35
MERCEDES-BENZ SUPERDOME
NEW ORLEANS, LA - 11/4/18
ATTENDANCE: 73,086 TIME: 3:11

GAME NOTES

Late in the second quarter, LB Alex Anza-lone recorded his first career interception.

QB Drew Brees completed 25-of-36 passes for 346 yards with four TDs and a 137.0 rating.

WR Michael Thomas led the team in receiving with 12 receptions for a franchise-record 211 yards, including a fourth quarter 72-yard scoring grab. Thomas would be named NFC Offensive Player of the Week.

The New Orleans Saints extended their win streak to seven on the backs of sterling performances from QB **Drew Brees** and his top two skill players on offense: RB **Alvin Kamara** and WR **Michael Thomas**, removing the Rams from the ranks of the National Football League's undefeated in the process and putting the Black and Gold in position for the NFC's number one playoff seed.

Brees' four touchdown passes went for 16 yards to Kamara, four to rookie WR **Tre'Quan Smith**, 13 to TE **Benjamin Watson** and 72 to Thomas. Thomas, who finished with 12 receptions for a franchise-record 211 yards, did most of the work on his touchdown grab, thrilling the Mercedes-Benz Superdome crowd with a fourth quarter catch-and-run to seal the victory. The Saints also scored twice in the first half on rushing touchdowns by Kamara, the second which came after an interception by LB **Alex Anza-lone**. Kamara finished with a club-best 82 yards rushing, with 116 total yards from scrimmage, scoring a career-high three touchdowns for the third time this season.

The New Orleans' defense limited Los Angeles' powerful running game to only 92 yards rushing as they held an opponent to under 100 yards on the ground for the seventh consecutive contest.

Special teams also played an important role in the contest as K **Wil Lutz** drilled a fourth quarter 54-yard field goal and LB **Craig Robertson** snuffed out a second quarter fake field goal attempt, denying Rams H **Johnny Hekker** from gaining a first down.

SAINTS - RAMS GAME SUMMARY

Los Angeles Rams	7	10	10	8	-	35
New Orleans Saints	14	21	0	10	-	45

Team	Qtr	Time	Play Description (Extra Point) (Drive Info)	V-H
NO	1	9:25	Kamara 11 run (Lutz kick) (10-75, 5:35)	0-7
LAR	1	6:04	Gurley 8 run (Zuerlein kick) (6-71, 3:21)	7-7
NO	1	1:40	Kamara 16 pass from Brees (Lutz kick) (8-75, 4:24)	7-14
LAR	2	14:12	Cooks 4 pass from Goff (Zuerlein kick) (6-75, 2:28)	14-14
NO	2	7:35	Smith 4 pass from Brees (Lutz kick) (10-87, 5:31)	14-21
NO	2	1:06	Watson 13 pass from Brees (Lutz kick) (6-59, 2:24)	14-28
NO	2	0:26	Kamara 1 run (Lutz kick) (6-34, 0:33)	14-35
LAR	2	0:00	Zuerlein 56 FG (5-37, 0:26)	17-35
LAR	3	9:38	Brown 18 pass from Goff (Zuerlein kick) (11-77, 5:22)	24-35
LAR	3	1:30	Zuerlein 34 FG (9-68, 3:56)	27-35
LAR	4	9:48	Kupp 41 pass from Goff (Goff-Everett pass) (6-83, 3:39)	35-35
NO	4	6:23	Lutz 54 FG (9-40, 3:25)	35-38
NO	4	3:52	Thomas 72 pass from Brees (Lutz kick) (3-75, 0:58)	35-45

FIELD GOALS (made () and missed)

LAR: Zuerlein 51WR (56) (34)

NO: Lutz (54)

8

VS. LOS ANGELES RAMS

LOS ANGELES RAMS							NEW ORLEANS SAINTS								
RUSHING	ATT	YDS	AVG	LG	TD		RUSHING	ATT	YDS	AVG	LG	TD			
Gurley	13	68	5.2	24	1		Kamara	19	82	4.3	17	2			
Goff	3	17	5.7	9	0		Ingram	9	33	3.7	12	0			
Woods	2	4	2.0	2	0		Brees	4	16	4.0	11	0			
Hekker	1	3	3.0	3	0		T. Hill	2	10	5.0	9	0			
Total	19	92	4.8	24	1		Total	34	141	4.1	17	2			
PASSING	ATT	CMP	YDS	SK/YD	TD	LG	INT	PASSING	ATT	CMP	YDS	SK/YD	TD	LG	INT
Goff	40	28	391	0/0	3	48	1	Brees	36	25	346	0/0	4	72t	0
Total	40	28	391	0/0	3	48	1	Total	36	25	346	0/0	4	72t	0
RECEIVING	NO	YDS	AVG	LG	TD		RECEIVING	NO	YDS	AVG	LG	TD			
Cooks	6	114	19.0	48	1		Thomas	12	211	17.6	72t	1			
Gurley	6	11	1.8	8	0		Kamara	4	34	8.5	16t	1			
Kupp	5	89	17.8	41t	1		Watson	3	62	20.7	32	1			
Woods	5	71	14.2	19	0		Smith	2	23	11.5	19	1			
Everett	3	48	16.0	20	0		J. Hill	2	10	5.0	6	0			
Higbee	2	40	20.0	33	0		Ingram	1	3	3.0	3	0			
Brown	1	18	18.0	18t	1		Line	1	3	3.0	3	0			
Total	28	391	14.0	48	3		Total	25	346	13.8	72t	4			
INT	NO	YDS	AVG	LG	TD		INT	NO	YDS	AVG	LG	TD			
Total	0	0	0.0	0	0		Anzalone	1	2	2.0	2	0			
							Total	1	2	2.0	2	0			
PUNTING	NO	YDS	AVG	TB	I20	LG	PUNTING	NO	YDS	AVG	TB	I20	LG		
Hekker	1	47	47.0	0	0	47	Morstead	2	67	33.5	0	2	39		
Total	1	47	47.0	0	0	47	Total	2	67	33.5	0	2	39		
PT RET	NO	YDS	AVG	FC	LG	TD	PT RET	NO	YDS	AVG	FC	LG	TD		
Natson	0	0	0.0	1	0	0									
Total	0	0	0.0	1	0	0	Total	0	0	0.0	0	0	0		
KO RET	NO	YDS	AVG	FC	LG	TD	KO RET	NO	YDS	AVG	FC	LG	TD		
Countess	3	88	29.3	0	37	0	T. Hill	2	49	24.5	0	25	0		
Total	3	88	29.3	0	37	0	Total	2	49	24.5	0	25	0		

TEAM STATISTICS	LAR	NO	TEAM STATISTICS	LAR	NO
TOTAL FIRST DOWNS	23	31	FGs-PATs HAD BLOCKED	0-0	0-0
By Rushing	5	10	Net Punting Avg.	47.0	33.5
By Passing	17	19	TOTAL RETURN YARDAGE	0	2
By Penalty	1	2	No. and Yards Punt Returns	0-0	0-0
3rd DOWN EFFICIENCY	3-8-38%	7-12-58%	No. and Yards Kickoff Returns	3-88	2-49
4th DOWN EFFICIENCY	0-2-0%	2-2-100%	No. and Yards Interception Returns	0-0	1-2
TOTAL NET YARDS	483	487	PENALTIES: No.-Yds.	4-32	2-20
Total Plays	59	70	FUMBLES: No.-Lost	0-0	1-1
Avg. Per Play	8.2	7.0	TOUCHDOWNS	4	6
NET YARDS RUSHING	92	141	Rushing	1	2
Total Rushes	19	34	Passing	3	4
Avg. Per Play	4.8	4.1	EXTRA POINTS: Made-Att.	4-4	6-6
Tackles For Loss-Yards	0-0	2-8	Kicking: Made-Att.	3-3	6-6
NET YARDS PASSING	391	346	Passing: Made-Att.	1-1	0-0
Sacked-Yards Lost	0-0	0-0	FIELD GOALS: Made-Att.	2-3	1-1
Gross Yards	391	346	RED ZONE EFFICIENCY	3-5-60%	5-5-100%
PASSING: Att.-Comp.-INT	40-28-1	36-25-0	GOAL-TO-GO EFFICIENCY	2-2-100%	2-2-100%
Avg. Per Play	9.8	9.6	SAFETIES	0	0
KICKOFFS: No.-In EZ-Touchbacks	6-5-4	8-6-5	FINAL SCORE	35	45
PUNTS: No.-Avg.	1-47.0	2-33.5	TIME OF POSSESSION	26:19	33:41
Had Blocked	0	0			

2018 GAME BY GAME REVIEW



GAME 9 AT CINCINNATI

SAINTS: 51 BENGALS: 14
PAUL BROWN STADIUM
CINCINNATI, OH. - 11/11/18
ATTENDANCE: 52,492 TIME: 2:44

GAME NOTES

New Orleans had a season-high 244 rushing yards and season-high 18 rushing first downs to lead the Saints to their eighth straight victory. RB Mark Ingram II had 13 carries for 104 yards and also added three receptions for 58 yards and a 28-yard TD.

DT Sheldon Rankins had two solo tackles and one sack.

WR Michael Thomas had eight receptions for 70 yards and two TDs.

The New Orleans Saints improved to 8-1 with a convincing win at Paul Brown Stadium over Cincinnati in a clash between two clubs with playoff hopes behind one of the most prolific running performances in team history. New Orleans' 244 yards rushing and 18 rushing first downs were season highs for a run-offense that would end up ranked sixth in the National Football League.

The Saints took a 7-0 lead on a seven-yard TD connection between QB **Drew Brees** and WR **Michael Thomas**. The Bengals then tied the score on a two-yard TD from QB **Andy Dalton** to WR **John Ross**. But fueled by a successful series where RB **Mark Ingram II** gained 27 yards and connected with Brees on a 28-yard TD, New Orleans ran up 44 straight points to take a commanding 51-7 lead.

New Orleans controlled the clock for a season-best 39:46 to go with the season-high 18 rushing first downs. The defense also came up strong, holding the Bengals to 14 points, starting a streak of six straight games where they would hold an opponent to 17 points or less. The New Orleans defense did not allow the Cincinnati offense to convert a third down on six attempts. LB **Alex Anzalone**, DE **Alex Okafor**, DT **Sheldon Rankins** and DE **Cameron Jordan** each recorded sacks among the front seven and S **Marcus Williams** and CB **Eli Apple** posted interceptions to represent a standout effort from the Black and Gold secondary.

SAINTS - BENGALS GAME SUMMARY

New Orleans Saints	7	28	10	6	-	51
Cincinnati Bengals	7	0	0	7	-	14

Team	Qtr	Time	Play Description (Extra Point) (Drive Info)	V-H
NO	1	6:30	Thomas 7 pass from Brees (Lutz kick) (15-75, 8:30)	7-0
CIN	1	1:56	Ross 2 pass from Dalton (Bullock kick) (8-75, 4:34)	7-7
NO	2	13:33	Ingram 28 pass from Brees (Lutz kick) (6-75, 3:23)	14-7
NO	2	5:34	Kamara 4 run (Lutz kick) (9-90, 4:54)	21-7
NO	2	1:22	Kamara 1 run (Lutz kick) (9-60, 2:40)	28-7
NO	2	0:02	Thomas 17 pass from Brees (Lutz kick) (1-17, 0:06)	35-7
NO	3	9:04	Lutz 29 FG (8-61, 4:08)	38-7
NO	3	2:25	Brees 1 run (Lutz kick) (8-62, 3:56)	45-7
NO	4	10:41	Lutz 42 FG (9-35, 5:52)	48-7
NO	4	7:17	Lutz 41 FG (4-4, 1:35)	51-7
CIN	4	4:42	Driskel 27 run (Bullock kick) (6-75, 2:35)	51-14

FIELD GOALS (made () and missed)

NO: Lutz (29) (42) (41)

CIN: None

9

@ CINCINNATI

NEW ORLEANS SAINTS							CINCINNATI BENGALS								
RUSHING	ATT	YDS	AVG	LG	TD		RUSHING	ATT	YDS	AVG	LG	TD			
Ingram	13	104	8.0	33	0		Mixon	11	61	5.5	14	0			
Kamara	12	56	4.7	14	2		Driskel	2	35	17.5	27t	1			
Washington	11	47	4.3	20	0		Dalton	1	8	8.0	8	0			
T. Hill	4	24	6.0	8	0		Bernard	2	6	3.0	4	0			
Line	2	13	6.5	9	0										
Brees	2	3	1.5	2	1										
Bridgewater	3	-3	-1.0	-1	0										
Total	47	244	5.2	33	3		Total	16	110	6.9	27	1			
PASSING	ATT	CMP	YDS	SK/YD	TD	LG	INT	PASSING	ATT	CMP	YDS	SK/YD	TD	LG	INT
Brees	25	22	265	0/0	3	42	0	Dalton	20	12	153	4/24	1	36	2
T. Hill	1	0	0	0/0	0	0	0	Driskel	3	2	45	0/0	0	37	0
Bridgewater	1	0	0	0/0	0	0	0								
Total	27	22	265	0/0	3	42	0	Total	23	14	198	4/24	1	37	2
RECEIVING	NO	YDS	AVG	LG	TD			RECEIVING	NO	YDS	AVG	LG	TD		
Thomas	8	70	8.8	17t	2			Boyd	3	65	21.7	36	0		
Kamara	4	46	11.5	19	0			Uzomah	3	23	7.7	10	0		
Ingram	3	58	19.3	28t	1			Ross	2	39	19.5	37	1		
Kirkwood	2	45	22.5	42	0			Bernard	2	30	15.0	26	0		
Arnold	2	25	12.5	23	0			Mixon	2	24	12.0	17	0		
Carr	2	20	10.0	12	0			Core	2	17	8.5	11	0		
Watson	1	1	1.0	1	0										
Total	22	265	12.0	42	3			Total	14	198	14.1	37	1		
INT	NO	YDS	AVG	LG	TD			INT	NO	YDS	AVG	LG	TD		
M. Williams	1	78	78.0	78	0										
Apple	1	29	29.0	29	0										
Total	2	107	53.5	78	0			Total	0	0	0.0	0	0		
PUNTING	NO	YDS	AVG	TB	I20	LG		PUNTING	NO	YDS	AVG	TB	I20	LG	
Total	0	0	0	0	0	0		Huber	4	157	39.3	0	1	42	
								Total	4	157	39.3	0	1	42	
PT RET	NO	YDS	AVG	FC	LG	TD		PT RET	NO	YDS	AVG	FC	LG	TD	
Kamara	1	2	2.0	2	2	0									
Carr	0	0	0.0	1	0	0									
Total	1	2	2.0	3	2	0		Total	0	0	0.0	0	0	0	
KO RET	NO	YDS	AVG	FC	LG	TD		KO RET	NO	YDS	AVG	FC	LG	TD	
								Erickson	5	110	22.0	0	32	0	
								Wilson	1	-3	-3.0	0	-3	0	
Total	0	0	0.0	0	0	0		Total	6	107	17.8	0	32	0	

TEAM STATISTICS	NO	CIN	TEAM STATISTICS	NO	CIN
TOTAL FIRST DOWNS	33	13	FGs-PATs HAD BLOCKED	0-0	0-0
By Rushing	18	4	Net Punting Avg.	0.0	38.8
By Passing	13	9	TOTAL RETURN YARDAGE	109	0
By Penalty	2	0	No. and Yards Punt Returns	1-2	0-0
3rd DOWN EFFICIENCY	7-12-58%	0-6-0%	No. and Yards Kickoff Returns	0-0	6-107
4th DOWN EFFICIENCY	1-1-100%	1-2-50%	No. and Yards Interception Returns	2-107	0-0
TOTAL NET YARDS	509	284	PENALTIES: No.-Yds.	1-5	4-26
Total Plays	74	43	FUMBLES: No.-Lost	0-0	0-0
Avg. Per Play	6.9	6.6	TOUCHDOWNS	6	2
NET YARDS RUSHING	244	110	Rushing	3	1
Total Rushes	47	16	Passing	3	1
Avg. Per Play	5.2	6.9	EXTRA POINTS: Made-Att.	6-6	2-2
Tackles For Loss-Yards	1-1	1-1	Kicking: Made-Att.	6-6	2-2
NET YARDS PASSING	265	174	FIELD GOALS: Made-Att.	3-3	0-0
Sacked-Yards Lost	0-0	4-24	RED ZONE EFFICIENCY	5-6-83%	1-1-100%
Gross Yards	265	198	GOAL-TO-GO EFFICIENCY	3-3-100%	1-1-100%
PASSING: Att.-Comp.-INT	27-22-0	23-14-2	SAFETIES	0	0
Avg. Per Play	9.8	6.4	FINAL SCORE	51	14
KICKOFFS: No.-In EZ-Touchbacks	10-4-4	3-3-3	TIME OF POSSESSION	39:46	20:14
PUNTS: No.-Avg.	0-0.0	4-39.3			
Had Blocked	0	0			

2018 GAME BY GAME REVIEW



GAME 10 VS. PHILADELPHIA

SAINTS: 48 EAGLES: 7
MERCEDES-BENZ SUPERDOME
NEW ORLEANS, LA. - 11/18/18
ATTENDANCE: 73,042 TIME: 3:07

GAME NOTES

RB Mark Ingram II carried 16 times for 103 yards with two TDs for his second consecutive 100-yard performance.

QB Drew Brees completed 22-of-30 passes for 363 yards with four touchdowns and a 153.2 passer rating.

DE Alex Okafor, **LB Craig Robertson** and **DT Sheldon Rankins** recorded one quarterback takedown.

Returning to the Mercedes-Benz Superdome to begin a five-day span between two home games, an explosive Saints squad performed in dominant fashion on offense and defense in a 48-7 win, capturing their ninth consecutive victory.

New Orleans never trailed in the contest and jumped out to a 17-0 lead through the start of the second quarter on a pair of touchdowns and a field goal.

Philadelphia finally struck with a rushing touchdown midway through the second quarter, however, New Orleans would take a 24-7 lead into halftime when QB **Drew Brees** engineered a seven-play, 84-yard drive that ended with a 15-yard touchdown pass to WR **Tre'Quan Smith**. The drive was powered by a 22-yard completion to Smith and a 30-yard reception by WR **Michael Thomas**.

Receiving the ball first at the start of the third quarter, Brees put together a methodical six-play, 70-yard drive that ended with a 23-yard scoring pass to Thomas. On New Orleans' next drive when the Saints took over on downs, RB **Mark Ingram II** punched in a one-yard TD.

The New Orleans defense continued their dominance as they stopped Philadelphia on downs two more times and S **Chris Banjo** recorded two fourth quarter interceptions, pitching a second half shutout. RB **Alvin Kamara** with a 37-yard touchdown reception and K **Wil Lutz** with a 19-yard field goal closed out the scoring for the Saints win over the defending Super Bowl champions.

SAINTS - EAGLES GAME SUMMARY

Philadelphia Eagles
New Orleans Saints

0 7 0 0 7
10 14 14 10 48

Team	Qtr	Time	Play Description (Extra Point) (Drive Info)	V-H
NO	1	9:10	Lutz 38 FG (8-57, 4:14)	0-3
NO	1	3:12	Carr 3 pass from Brees (Lutz kick) (11-86, 4:52)	0-10
NO	2	12:07	Ingram 14 run (Lutz kick) (10-84, 5:32)	0-17
PHI	2	8:42	Adams 28 run (Elliott kick) (6-75, 3:25)	7-17
NO	2	0:39	Smith 15 pass from Brees (Lutz kick) (7-84, 2:40)	7-24
NO	3	11:20	Thomas 23 pass from Brees (Lutz kick) (6-70, 3:40)	7-31
NO	3	5:34	Ingram 1 run (Lutz kick) (7-41, 4:22)	7-38
NO	4	13:15	Kamara 37 pass from Brees (Lutz kick) (7-87, 3:18)	7-45
NO	4	6:46	Lutz 19 FG (8-33, 5:02)	7-48

FIELD GOALS (made () and missed)

PHI: NONE

NO: Lutz (38) (19)

10

VS. PHILADELPHIA

PHILADELPHIA EAGLES							NEW ORLEANS SAINTS								
RUSHING	ATT	YDS	AVG	LG	TD		RUSHING	ATT	YDS	AVG	LG	TD			
Adams	7	53	7.6	28t	1		Ingram	16	103	6.4	38	2			
Clement	2	11	5.5	8	0		Kamara	13	71	5.5	16	0			
Wentz	1	6	6.0	6	0		T. Hill	3	4	1.3	2	0			
Smallwood	1	-4	-4.0	-4	0		Line	1	-1	-1.0	-1	0			
Tate	1	-8	-8.0	-8	0		Bridgewater	1	-1	-1.0	-1	0			
Total	12	58	4.8	28	1		Washington	3	-3	-1.0	0	0			
							Total	37	173	4.7	38	2			
PASSING	ATT	CMP	YDS	SK/YD	TD	LG	INT	PASSING	ATT	CMP	YDS	SK/YD	TD	LG	INT
Wentz	33	19	156	3/18	0	19	3	Brees	30	22	363	0/0	4	38	0
Total	33	19	156	3/18	0	19	3	T. Hill	2	1	10	0/0	0	10	0
								Total	32	23	373	0/0	4	38	0
RECEIVING	NO	YDS	AVG	LG	TD		RECEIVING	NO	YDS	AVG	LG	TD			
Tate	5	48	9.6	15	0		Smith	10	157	15.7	38	1			
Jeffery	4	33	8.3	12	0		Thomas	4	92	23.0	30	1			
Matthews	3	37	12.3	19	0		Kirkwood	3	33	11.0	19	0			
Adams	3	19	6.3	10	0		J. Hill	2	26	13.0	16	0			
Ertz	2	15	7.5	8	0		Arnold	2	25	12.5	23	0			
Clement	2	4	2.0	4	0		Kamara	1	37	37.0	37t	1			
Total	19	156	8.2	19	0		Carr	1	3	3.0	3t	1			
							Total	23	373	16.2	38	4			
INT	NO	YDS	AVG	LG	TD		INT	NO	YDS	AVG	LG	TD			
Total	0	0	0.0	0	0		Banjo	2	0	0.0	0	0			
							Lattimore	1	0	0.0	0	0			
							Total	3	0	0.0	0	0			
PUNTING	NO	YDS	AVG	TB	I20	LG	PUNTING	NO	YDS	AVG	TB	I20	LG		
Johnston	4	159	39.8	0	2	46	Morstead	2	99	49.5	0	0	50		
Total	4	159	39.8	0	2	46	Total	2	99	49.5	0	0	50		
PT RET	NO	YDS	AVG	FC	LG	TD	PT RET	NO	YDS	AVG	FC	LG	TD		
Tate	1	-2	-2.0	0	-2	0	Kamara	1	13	13.0	2	13	0		
Total	1	-2	-2.0	0	-2	0	T. Hill	1	0	0.0	0	0	0		
							Total	2	13	6.5	2	13	0		
KO RET	NO	YDS	AVG	FC	LG	TD	KO RET	NO	YDS	AVG	FC	LG	TD		
Clement	4	114	28.5	0	48	0	Total	0	0	0.0	0	0	0		
Total	4	114	28.5	0	48	0									

TEAM STATISTICS	PHI	NO
TOTAL FIRST DOWNS	13	28
By Rushing	2	6
By Passing	9	21
By Penalty	2	1
3rd DOWN EFFICIENCY	3-10-30%	6-11-55%
4th DOWN EFFICIENCY	0-2-0%	1-1-100%
TOTAL NET YARDS	196	546
Total Plays	48	69
Avg. Per Play	4.1	7.9
NET YARDS RUSHING	58	173
Total Rushes	12	37
Avg. Per Play	4.8	4.7
Tackles For Loss-Yards	3-13	3-5
NET YARDS PASSING	138	373
Sacked-Yards Lost	3-18	0-0
Gross Yards	156	373
PASSING: Att.-Comp.-INT	33-19-3	32-23-0
Avg. Per Play	3.8	11.7
KICKOFFS: No.-In EZ-Touchbacks	2-2-2	9-9-5
PUNTS: No.-Avg.	4-39.8	2-49.5
Had Blocked	0	0

TEAM STATISTICS	PHI	NO
FGs-PATs HAD BLOCKED	0-0	0-0
Net Punting Avg.	36.5	50.5
TOTAL RETURN YARDAGE	-2	13
No. and Yards Punt Returns	1-2	2-13
No. and Yards Kickoff Returns	4-114	0-0
No. and Yards Interception Returns	0-0	3-0
PENALTIES: No.-Yds.	6-49	8-69
FUMBLES: No.-Lost	0-0	0-0
TOUCHDOWNS	1	6
Rushing	1	2
Passing	0	4
EXTRA POINTS: Made-Att.	1-1	6-6
Kicking: Made-Att.	1-1	6-6
FIELD GOALS: Made-Att.	0-0	2-2
RED ZONE EFFICIENCY	0-1-0%	4-5-80%
GOAL-TO-GO EFFICIENCY	0-0-0%	2-3-67%
SAFETIES	0	0
FINAL SCORE	7	48
TIME OF POSSESSION	22:26	37:34

2018 GAME BY GAME REVIEW



GAME 11 VS. ATLANTA

SAINTS: 31 FALCONS: 17
MERCEDES-BENZ SUPERDOME
NEW ORLEANS, LA. - 11/22/18
ATTENDANCE: 73,017 TIME: 2:55

GAME NOTES

The win marked New Orleans' tenth consecutive victory, which gave them the second-longest winning streak in franchise history.

With TE Dan Arnold and WRs Austin Carr, Keith Kirkwood and Tommy Lee Lewis each catching touchdowns from QB Drew Brees, it marked the first time in NFL history that four different undrafted players caught touchdowns for a club in a single contest.

S Marcus Williams had a strip sack/forced fumble/fumble recovery of Falcons QB Matt Ryan at the Atlanta seven-yard line early in the first quarter to save a potential score.

The Saints put together a gritty performance on both offense and defense to give them a 31-17 Thanksgiving night win at the Mercedes-Benz Superdome, giving New Orleans their first series sweep over Atlanta since 2015.

The New Orleans defense put together a dominating performance against the Atlanta offense, surrendering only 26 rushing yards on 16 carries (1.6 avg.) and posting six sacks, a key forced fumble inside the ten-yard line, two fumble recoveries and one interception.

After QB **Drew Brees** connected with WR **Tommy Lee Lewis** on a 28-yard touchdown, S **Marcus Williams** sacked Atlanta QB **Matt Ryan** at the Saints seven-yard line and recovered the ball. Later in the first quarter, LB **DeMario Davis** sacked Ryan on a series to force a short field goal.

Saints K **Wil Lutz** drilled a 22-yard field goal at the start of the second quarter and then the Saints forced a three-and-out, the key play being a sack by DT **Sheldon Rankins**. New Orleans WR **Austin Carr** then caught a 12-yard touchdown from Brees. Atlanta attempted to rally late in the quarter, but LB **Alex Anzalone** stripped WR **Julio Jones** and S **Vonn Bell** recovered to give New Orleans a 17-3 lead.

Four days after rallying from ten points down late in the fourth quarter to nearly beat Dallas, a comeback would not be in the cards on Thanksgiving for the Falcons as midway through the third quarter Brees connected with TE **Dan Arnold** for a 25-yard touchdown.

The Falcons responded with a two-yard TD pass from Ryan to WR **Calvin Ridley**, but a fourth quarter interception by LB **A.J. Klein** and five-yard touchdown connection between Brees and rookie WR **Keith Kirkwood** put the game out of reach.

SAINTS - FALCONS GAME SUMMARY

Atlanta Falcons	3	0	7	7	-	17
New Orleans Saints	7	10	7	7	-	31

Team	Qtr	Time	Play Description (Extra Point) (Drive Info)	V-H
NO	1	11:11	Lewis 28 pass from Brees (Lutz kick) (7-75, 3:49)	0-7
ATL	1	2:35	Bryant 32 FG (8-25, 3:03)	3-7
NO	2	9:09	Lutz 22 FG (15-71, 8:26)	3-10
NO	2	3:20	Carr 12 pass from Brees (Lutz kick) (7-58, 4:10)	3-17
NO	3	5:59	Arnold 25 pass from Brees (Lutz kick) (6-70, 3:18)	3-24
ATL	3	0:22	Ridley 2 pass from Ryan (Bryant kick) (13-79, 5:37)	10-24
NO	4	9:27	Kirkwood 5 pass from Brees (Lutz kick) (5-22, 3:00)	10-31
ATL	4	1:51	Coleman 4 pass from Ryan (Bryant kick) (7-59, 1:48)	17-31

FIELD GOALS (made () and missed)

ATL: Bryant (32)

NO: Lutz (22)

2018 GAME BY GAME REVIEW

11

VS. ATLANTA

ATLANTA FALCONS							NEW ORLEANS SAINTS										
RUSHING	ATT	YDS	AVG	LG	TD		RUSHING	ATT	YDS	AVG	LG	TD					
Ryan	2	16	8.0	9	0		Kamara	14	89	6.4	18	0					
Coleman	8	6	0.8	4	0		Ingram	11	52	4.7	12	0					
Sanu	1	3	3.0	3	0		T. Hill	2	13	6.5	8	0					
Jones	1	1	1.0	1	0		Brees	4	-4	-1.0	-1	0					
Smith	4	0	0.0	3	0												
Total	16	26	1.6	9	0		Total	31	150	4.8	18	0					
PASSING	ATT	CMP	YDS	SK/YD	TD	LG	INT	PASSING	ATT	CMP	YDS	SK/YD	TD	LG	INT		
Ryan	47	35	377	6/37	2	50	1	Brees	22	15	171	1/6	4	28t	1		
								T. Hill	0	0	0	1/3	0	0	0		
Total	47	35	377	6/37	2	50	1	Total	22	15	171	2/9	4	28t	1		
RECEIVING	NO	YDS	AVG	LG	TD			RECEIVING	NO	YDS	AVG	LG	TD				
J. Jones	11	147	13.4	21	0			Arnold	4	45	11.3	25t	1				
Ridley	8	93	11.6	50	1			Thomas	4	38	9.5	13	0				
Hooper	5	31	6.2	12	0			Ingram	2	14	7.0	8	0				
Sanu	4	74	18.5	37	0			Lewis	1	28	28.0	28t	1				
Coleman	3	17	5.7	12	1			Watson	1	20	20.0	20	0				
Smith	2	7	3.5	4	0			Carr	1	12	12.0	12t	1				
Hardy	1	6	6.0	6	0			Kamara	1	9	9.0	9	0				
Paulsen	1	2	2.0	2	0			Kirkwood	1	5	5.0	5t	1				
Total	35	377	12.8	50	2			Total	15	171	11.4	28t	5				
INT	NO	YDS	AVG	LG	TD			INT	NO	YDS	AVG	LG	TD				
Kazee	1	0	0.0	0	0			Klein	1	6	6.0	6	0				
Total	1	0	0.0	0	0			Total	1	6	6.0	6	0				
PUNTING	NO	YDS	AVG	TB	I20	LG		PUNTING	NO	YDS	AVG	TB	I20	LG			
Bosher	2	96	48.0	0	0	52		Morstead	3	144	48.0	1	1	56			
Total	2	96	48.0	0	0	52		Total	3	144	48.0	1	1	56			
PT RET	NO	YDS	AVG	FC	LG	TD		PT RET	NO	YDS	AVG	FC	LG	TD			
Hardy	0	0	0.0	1	0	0		Kamara	1	7	7.0	1	7	0			
Hall	0	0	0.0	1	0	0											
Total	0	0	0.0	2	0	0		Total	1	7	7.0	1	7	0			
KO RET	NO	YDS	AVG	FC	LG	TD		KO RET	NO	YDS	AVG	FC	LG	TD			
Hall	3	105	35.0	0	41	0		T. Hill	1	32	32.0	0	32	0			
Total	3	105	35.0	0	41	0		Total	1	32	32.0	0	32	0			
TEAM STATISTICS							ATL	NO	TEAM STATISTICS							ATL	NO
TOTAL FIRST DOWNS							21	19	FGs-PATs HAD BLOCKED							0-0	0-0
By Rushing							2	9	Net Punting Avg.							44.5	41.3
By Passing							18	9	TOTAL RETURN YARDAGE							0	13
By Penalty							1	1	No. and Yards Punt Returns							0-0	1-7
3rd DOWN EFFICIENCY							5-15-33%	5-11-45%	No. and Yards Kickoff Returns							3-105	1-32
4th DOWN EFFICIENCY							4-6-67%	0-0-0%	No. and Yards Interception Returns							1-0	1-6
TOTAL NET YARDS							366	312	PENALTIES: No.-Yds.							2-26	3-19
Total Plays							69	55	FUMBLES: No.-Lost							5-3	1-0
Avg. Per Play							5.3	5.7	TOUCHDOWNS							2	4
NET YARDS RUSHING							26	150	Rushing							0	0
Total Rushes							16	31	Passing							2	4
Avg. Per Play							1.6	4.8	EXTRA POINTS: Made-Att.							2-2	4-4
Tackles For Loss-Yards							4-11	2-3	Kicking: Made-Att.							2-2	4-4
NET YARDS PASSING							340	162	FIELD GOALS: Made-Att.							1-1	1-1
Sacked-Yards Lost							6-37	2-9	RED ZONE EFFICIENCY							2-4-50%	2-3-67%
Gross Yards							377	171	GOAL-TO-GO EFFICIENCY							2-2-100%	1-1-100%
PASSING: Att.-Comp.-INT							47-35-1	22-15-1	SAFETIES							0	0
Avg. Per Play							6.4	6.8	FINAL SCORE							17	31
KICKOFFS: No.-In EZ-Touchbacks							4-2-2	6-6-3	TIME OF POSSESSION							30:59	29:01
PUNTS: No.-Avg.							2-48.0	3-48.0									
Had Blocked							0	0									

2018 GAME BY GAME REVIEW



GAME 12 AT DALLAS

COWBOYS: 13 SAINTS: 10
AT&T STADIUM
ARLINGTON, TX. - 11/29/18
ATTENDANCE: 93,004 TIME: 2:58

GAME NOTES

The Saints defense limited Dallas to 99 rushing yards on 31 carries (3.2 avg.), while recording a season-high seven sacks.

LB Demario Davis led the New Orleans defense with 11 tackles (five solo).

DT David Onyemata posted a career-high three sacks, DE Cameron Jordan added two quarterback takedowns of Cowboys signal-caller Dak Prescott and a forced fumble/fumble recovery and CB Marshon Lattimore had a forced fumble/fumble recovery.

WR Keith Kirkwood recorded a touchdown reception for the second consecutive week.

The New Orleans Saints were defeated 13-10 by the Dallas Cowboys, snapping a ten-game winning streak, the second-longest in franchise history.

New Orleans compiled their lowest point total of the season, however they had rebounded from a 13-0 deficit with ten straight points following a **Wil Lutz** field goal and a 30-yard touchdown connection from quarterback **Drew Brees** to rookie wide receiver **Keith Kirkwood**. On a New Orleans punt early in the fourth quarter, what was originally ruled as downed at the Dallas one-yard line was reversed to a touchback following a Dallas challenge. The Cowboys offense then advanced to the New Orleans six-yard line, but defensive end **Cameron Jordan** sacked Dallas signal-caller **Dak Prescott** and recovered his fumble to give the Saints new life. Two plays later when Brees' pass with just over two minutes remaining in the contest was intercepted by Cowboys cornerback **Jourdan Lewis**, Dallas was all but guaranteed of holding on for the win.

Brees completed 18-of-28 passes (64.3%) for 127 yards and one touchdown. Running back **Alvin Kamara** led New Orleans in both rushing and receiving, while rookie wide receiver **Keith Kirkwood** recorded a receiving touchdown for the second consecutive week.

The Saints defense held the Cowboys to a 3.2 yards per carry average and sacked quarterback **Dak Prescott** seven times, a season-high in takedowns for the Saints. Linebacker **Demario Davis** had a team-high 11 tackles and defensive tackle **David Onyemata** had a career-high three sacks.

The Thursday night contest would be New Orleans' only blemish in five prime time appearances in 2018.

SAINTS - COWBOYS GAME SUMMARY

New Orleans Saints	0	0	10	0	-	10
Dallas Cowboys	10	3	0	0	-	13

Team	Qtr	Time	Play Description (Extra Point) (Drive Info)	V-H
DAL	1	9:24	Mahe 26 FG (12-67, 5:36)	0-3
DAL	1	0:57	Elliott 16 pass from Prescott (Mahe kick) (8-85, 4:10)	0-10
DAL	2	0:51	Mahe 46 FG (16-70, 9:09)	0-13
NO	3	10:00	Lutz 33 FG (10-60, 5:00)	3-13
NO	3	1:08	Kirkwood 30 pass from Brees (Lutz kick) (10-88, 4:39)	10-13

FIELD GOALS (made () and missed)

NO: Lutz (33)

DAL: Mahe (26) (46)

2018 GAME BY GAME REVIEW

12

@ DALLAS

FOOTBALL

NEW ORLEANS SAINTS							DALLAS COWBOYS								
RUSHING	ATT	YDS	AVG	LG	TD		RUSHING	ATT	YDS	AVG	LG	TD			
Kamara	11	36	3.3	7	0		Elliott	23	75	3.3	21	0			
Ingram	7	27	3.9	13	0		Prescott	5	22	4.4	15	0			
Brees	1	2	2.0	2	0		Smtih	3	2	0.7	2	0			
Total	19	65	3.4	13	0		Total	31	99	3.2	21	0			
PASSING	ATT	CMP	YDS	SK/YD	TD	LG	INT	PASSING	ATT	CMP	YDS	SK/YD	TD	LG	INT
Brees	28	18	127	2/16	1	30t	1	Prescott	28	24	249	7/40	1	40	0
Total	28	18	127	2/16	1	30t	1	Total	28	24	249	7/40	1	40	0
RECEIVING	NO	YDS	AVG	LG	TD			RECEIVING	NO	YDS	AVG	LG	TD		
Kamara	8	36	4.5	8	0			Cooper	8	76	9.5	19	0		
Thomas	5	40	8.0	11	0			Elliott	6	60	10.0	16t	1		
Arnold	2	20	10.0	15	0			Gallup	5	76	15.2	40	0		
Ingram	2	1	0.5	1	0			Beasley	2	9	4.5	5	0		
Kirkwood	1	30	30.5	30t	1			Jarwin	1	12	12.0	12	0		
								Brown	1	9	9.0	9	0		
								Schultz	1	7	7.0	7	0		
Total	18	127	7.1	30t	1			Total	24	249	10.4	40	1		
INT	NO	YDS	AVG	LG	TD			INT	NO	YDS	AVG	LG	TD		
								Lewis	1	7	7.0	7	0		
Total	0	0	0.0	0	0			Total	1	7	7.0	7	0		
PUNTING	NO	YDS	AVG	TB	I20	LG		PUNTING	NO	YDS	AVG	TB	I20	LG	
Morstead	4	206	51.5	1	1	57		Jones	3	153	51.0	0	1	52	
Total	4	206	51.5	1	1	57		Total	3	153	51.0	0	1	52	
PT RET	NO	YDS	AVG	FC	LG	TD		PT RET	NO	YDS	AVG	FC	LG	TD	
Kamara	3	17	5.7	0	16	0		Beasley	1	8	8.0	1	8	0	
Total	3	17	5.7	0	16	0		Total	1	8	8.0	1	8	0	
KO RET	NO	YDS	AVG	FC	LG	TD		KO RET	NO	YDS	AVG	FC	LG	TD	
T. Hill	2	47	23.5	0	27	0									
Total	2	47	23.5	0	27	0		Total	0	0	0.0	0	0	0	

TEAM STATISTICS	NO	DAL	TEAM STATISTICS	NO	DAL
TOTAL FIRST DOWNS	14	21	FGs-PATs HAD BLOCKED	0-0	0-0
By Rushing	4	7	Net Punting Avg.	44.5	45.3
By Passing	6	11	TOTAL RETURN YARDAGE	17	15
By Penalty	4	3	No. and Yards Punt Returns	3-17	1-8
3rd DOWN EFFICIENCY	3-11-27%	7-14-50%	No. and Yards Kickoff Returns	2-47	0-0
4th DOWN EFFICIENCY	0-1-0%	0-0-0%	No. and Yards Interception Returns	0-0	1-7
TOTAL NET YARDS	176	308	PENALTIES: No.-Yds.	5-48	8-80
Total Plays	49	66	FUMBLES: No.-Lost	3-0	3-2
Avg. Per Play	3.6	4.7	TOUCHDOWNS	1	1
NET YARDS RUSHING	65	99	Rushing	0	0
Total Rushes	19	31	Passing	1	1
Avg. Per Play	3.4	3.2	EXTRA POINTS: Made-Att.	1-1	1-1
Tackles For Loss-Yards	1-1	4-6	Kicking: Made-Att.	1-1	1-1
NET YARDS PASSING	111	209	FIELD GOALS: Made-Att.	1-1	2-2
Sacked-Yards Lost	2-16	7-40	RED ZONE EFFICIENCY	0-2-0%	1-5-20%
Gross Yards	127	249	GOAL-TO-GO EFFICIENCY	0-1-0%	0-2-0%
PASSING: Att.-Comp.-INT	28-18-1	28-24-0	SAFETIES	0	0
Avg. Per Play	3.7	6.0	FINAL SCORE	10	13
KICKOFFS: No.-In EZ-Touchbacks	3-3-3	4-4-2	TIME OF POSSESSION	23:07	36:53
PUNTS: No.-Avg.	4-51.5	3-51.0			
Had Blocked	0	0			

2018 GAME BY GAME REVIEW



GAME 13 AT TAMPA BAY

SAINTS: 28 BUCCANEERS: 14
RAYMOND JAMES STADIUM
TAMPA, FL - 12/9/18
ATTENDANCE: 53,495 TIME: 3:12

GAME NOTES

The Saints defense limited Tampa Bay QB Jameis Winston to 18 completions, 213 yards with a long gain of 36 and CB Marshon Lattimore intercepted him in the end zone.

LB Demario Davis led the team with eight tackles and one pass defended.

WR Michael Thomas had 11 receptions for 98 yards to lead the Saints in receiving and yardage.

New Orleans captured back-to-back division titles for the first time in franchise history.

By the time K **Wil Lutz** drilled a 36-yard field goal with 1:12 remaining in the contest to complete a 25-point second half outburst, New Orleans was well on their way to clinching back-to-back division titles for the first time in franchise history, the NFC South being the first of multiple goals in the chase for a world championship.

The Buccaneers took the lead on their first possession of the contest with QB **Jameis Winston** engineering a seven-play, 75-yard driving ending with an 11-yard TD pass to TE **Cameron Brate**.

New Orleans answered midway through the second half with a 30-yard field goal by Lutz on a nine-play, 52-yard drive. After the Saints defense forced a punt, the offense was driving, but Buccaneers LB **Adarius Taylor** intercepted QB **Drew Brees** and Winston and Brate struck again right before halftime with a one-yard touchdown connection.

A Brees fumble at the start of the third quarter was recovered by Buccaneers DE **Jason Pierre-Paul**, but Tampa Bay K **Cairo Santos** missed a 40-yard field goal attempt. Following another stalled New Orleans drive, the Saints took advantage of the prime scoring chance when QB **Taysom Hill** blocked a punt, setting up a one-yard Brees-FB **Zach Line** touchdown connection that eased the deficit to 14-11 after **Alvin Kamara** ran for a two-point conversion.

After New Orleans forced a three-and-out with a third down sack by DE **Cameron Jordan**, Brees engineered the go-ahead drive on ten plays and 51 yards ending with a one-yard touchdown dive.

SAINTS - BUCCANEERS GAME SUMMARY

New Orleans Saints	0	3	8	17	-	28
Tampa Bay Buccaneers	7	7	0	0	-	14

Team	Qtr	Time	Play Description (Extra Point) (Drive Info)	V-H
TB	1	12:19	Brate 11 pass from Winston (Santos kick) (7-75, 2:41)	0-7
NO	2	7:06	Lutz 30 FG (9-52, 4:11)	3-7
TB	2	0:26	Brate 1 pass from Winston (Santos kick) (6-39, 1:56)	3-14
NO	3	4:43	Line 1 pass from Brees (Kamara run) (5-30, 2:35)	11-14
NO	4	11:46	Brees 1 run (Lutz kick) (10-51, 5:35)	18-14
NO	4	7:26	Ingram 17 run (Lutz kick) (7-53, 3:08)	25-14
NO	4	1:12	Lutz 36 FG (11-41, 4:20)	28-14

FIELD GOALS (made () and missed)

NO: Lutz (30) (36)

TB: Santos 46RU 40WR

2018 GAME BY GAME REVIEW

13

@ TAMPA BAY

FOOTBALL

NEW ORLEANS SAINTS							TAMPA BAY BUCCANEERS								
RUSHING	ATT	YDS	AVG	LG	TD		RUSHING	ATT	YDS	AVG	LG	TD			
Ingram	13	52	4.0	17t	1		Winston	5	47	9.4	17	0			
Kamara	12	51	4.3	12	0		Barber	14	42	3.0	13	0			
Line	1	4	4.0	4	0		Rodgers	4	16	4.0	9	0			
Brees	3	-1	-0.3	1t	1										
T. Hill	1	-6	-6.0	-6	0										
Total	30	100	3.3	17	2		Total	23	105	4.6	17	0			
PASSING	ATT	CMP	YDS	SK/YD	TD	LG	INT	PASSING	ATT	CMP	YDS	SK/YD	TD	LG	INT
Brees	31	24	201	1/3	1	20	1	Winston	38	18	213	4/39	2	36	1
Total	31	24	201	1/3	1	20	1	Total	38	18	213	4/39	2	36	1
RECEIVING	NO	YDS	AVG	LG	TD			RECEIVING	NO	YDS	AVG	LG	TD		
Thomas	11	98	8.9	20	0			Evans	4	86	21.5	36	0		
Kamara	5	36	7.2	15	0			Humphries	4	42	10.5	15	0		
Watson	3	24	8.0	11	0			Rodgers	4	38	9.5	16	0		
Kirkwood	2	21	10.5	13	0			Brate	2	12	6.0	11t	2		
Lewis	1	20	20.0	20	0			Godwin	1	13	13.0	13	0		
Ingram	1	1	1.0	1	0			Auclair	1	12	12.0	12	0		
Line	1	1	1.0	1t	1			Wilson	1	8	8.0	8	0		
								Barber	1	2	2.0	2	0		
Total	24	201	8.4	20	1			Total	18	213	11.8	36	2		
INT	NO	YDS	AVG	LG	TD			INT	NO	YDS	AVG	LG	TD		
Lattimore	1	0	0.0	0	0			Taylor	1	7	7.0	7	0		
Total	1	0	0.0	0	0			Total	1	7	7.0	7	0		
PUNTING	NO	YDS	AVG	TB	I20	LG		PUNTING	NO	YDS	AVG	TB	I20	LG	
Morstead	3	155	51.7	1	1	60		Anger	5	225	45.0	0	1	62	
								[BLOCKED]	1	0	0	0	0		
Total	3	155	51.7	1	1	60		Total	6	225	37.5	0	1	62	
PT RET	NO	YDS	AVG	FC	LG	TD		PT RET	NO	YDS	AVG	FC	LG	TD	
Lewis	2	29	14.5	2	17	0		Humphries	1	10	10.0	1	10	0	
Total	2	29	14.5	2	17	0		Total	1	10	10.0	1	10	0	
KO RET	NO	YDS	AVG	FC	LG	TD		KO RET	NO	YDS	AVG	FC	LG	TD	
Kamara	3	76	25.3	0	30	0		Wilson	2	44	22.0	0	23	0	
Total	3	76	25.3	0	30	0		Total	2	44	22.0	0	23	0	

TEAM STATISTICS	NO	TB	TEAM STATISTICS	NO	TB
TOTAL FIRST DOWNS	19	20	FGs-PATs HAD BLOCKED	0-0	0-0
By Rushing	6	5	Net Punting Avg.	41.7	32.7
By Passing	13	12	TOTAL RETURN YARDAGE	29	17
By Penalty	0	3	No. and Yards Punt Returns	2-29	1-10
3rd DOWN EFFICIENCY	6-12-50%	6-14-43%	No. and Yards Kickoff Returns	3-76	2-44
4th DOWN EFFICIENCY	1-1-100%	0-0-0%	No. and Yards Interception Returns	1-0	1-7
TOTAL NET YARDS	298	279	PENALTIES: No.-Yds.	6-51	10-84
Total Plays	62	65	FUMBLES: No.-Lost	1-1	1-0
Avg. Per Play	4.8	4.3	TOUCHDOWNS	3	2
NET YARDS RUSHING	100	105	Rushing	2	0
Total Rushes	30	23	Passing	1	2
Avg. Per Play	3.3	4.6	EXTRA POINTS: Made-Att.	3-3	2-2
Tackles For Loss-Yards	3-14	1-3	Kicking: Made-Att.	2-2	2-2
NET YARDS PASSING	198	174	Rushing: Made-Att.	1-1	0-0
Sacked-Yards Lost	1-3	4-39	FIELD GOALS: Made-Att.	2-2	0-2
Gross Yards	201	213	RED ZONE EFFICIENCY	3-5-60%	2-2-100%
PASSING: Att.-Comp.-INT	31-24-1	38-18-1	GOAL-TO-GO EFFICIENCY	2-2-10%	1-1-100%
Avg. Per Play	6.2	4.1	SAFETIES	0	0
KICKOFFS: No.-In EZ-Touchbacks	6-6-4	3-1-0	FINAL SCORE	28	14
PUNTS: No.-Avg.	3-51.7	6-37.5	TIME OF POSSESSION	31:53	28:07
Had Blocked	0	1			

2018 GAME BY GAME REVIEW



GAME 14 VS. CAROLINA

SAINTS: 12 PANTHERS: 9
BANK OF AMERICA STADIUM
CHARLOTTE, N.C. - 12/17/18
ATTENDANCE: 74,188 TIME: 3:02

GAME NOTES

Panthers QB Cam Newton struggled against the Saints defense, completing only 16-of-29 passes for 131 yards with an interception and a 52.5 rating.

LB Demario Davis led the team with a team-high eight tackles, one sack and two passes defended.

In going 2-0 on Monday Night Football in 2018, the Saints closed out their prime time mark at 4-1

CB Eli Apple's second quarter interception in the end zone saved a potential Panthers score.

New Orleans' six-game stretch of giving up 17 or fewer points was the longest since an eight-game span from 1991-92.

The Saints improved their record to 12-2, holding onto the NFC's number one seed for the postseason after a loss by the Los Angeles Rams the prior evening, following a Monday night 12-9 victory over the Carolina Panthers at Bank of America Stadium. The victory also gave New Orleans wins in both of their Monday Night Football appearances for the season.

Kicker **Wil Lutz** booted first half field goals of 46 and 24 yards, and running back **Alvin Kamara** scored his 12th rushing touchdown of the season from 16 yards out in the fourth quarter to give the Saints the victory.

Kamara finished the contest with a game-high 153 all purpose yards. He carried 14 times for a game-high 67 yards, caught seven passes for 36 yards and returned a first quarter kickoff 50 yards to help set up Lutz's first field goal.

In enhancing New Orleans' own opportunities to hosting the entire postseason, the loss dropped the Panthers to 6-8 on the season with their sixth consecutive loss, virtually ending their playoff hopes.

The Panthers kept it close until a final drive in the fourth quarter all but guaranteed the New Orleans win, where quarterback **Cam Newton**'s fourth down pass was tipped by line-backer **Demario Davis**, who added eight tackles and one sack.

Newton was harassed all night by the Saints defense, completing 16 of 29 passes for 131 yards and a second quarter interception in the end zone by cornerback **Eli Apple**. Newton was sacked four times.

Saints quarterback **Drew Brees** completed 23 of 35 passes for 203 yards, engineering an 11-play, 84-yard game-winning drive carrying over into the fourth quarter that ended with Kamara's rushing touchdown. New Orleans out-gained Carolina 346-247 in the contest.

SAINTS - PANTHERS GAME SUMMARY

New Orleans Saints	3	3	0	6	-	12
Carolina Panthers	7	0	0	2	-	9

Team	Qtr	Time	Play Description (Extra Point) (Drive Info)	V-H
CAR	1	4:02	Manhertz 50 pass from McCaffrey (Catanzaro kick) (7-90, 3:24)	0-7
NO	1	2:16	Lutz 46 FG (5-23, 1:46)	3-7
NO	2	9:56	Lutz 24 FG (12-69, 5:50)	6-7
NO	4	12:12	Kamara 16 run (11-84, 6:13)	12-7
CAR	4	12:12	Jackson defensive two point conversion	12-9

FIELD GOALS (made () and missed)

NO: Lutz (46) (24)

CAR: NONE

2018 GAME BY GAME REVIEW

14


@ CAROLINA

FOOTBALL

NEW ORLEANS SAINTS							CAROLINA PANTHERS								
RUSHING	ATT	YDS	AVG	LG	TD		RUSHING	ATT	YDS	AVG	LG	TD			
Kamara	14	67	4.8	16t	1		McCaffrey	15	53	3.5	9	0			
Ingram	12	63	5.3	22	0		Moore	1	22	22.0	22	0			
T. Hill	1	17	17.0	17	0		Newton	5	15	3.0	5	0			
Line	2	6	3.0	5	0		Samuel	2	8	4.0	6	0			
Lewis	1	4	4.0	4	0										
Brees	2	-2	-1.0	-1	0										
Total	32	155	4.8	22	1		Total	23	98	4.3	22	0			
PASSING	ATT	CMP	YDS	SK/YD	TD	LG	INT	PASSING	ATT	CMP	YDS	SK/YD	TD	LG	INT
Brees	35	23	203	2/12	0	28	1	Newton	29	16	131	4/32	0	22	1
								McCaffrey	1	1	50	0/0	1	50t	0
Total	35	23	203	2/12	0	28	1	Total	30	17	181	4/32	1	50t	1
RECEIVING	NO	YDS	AVG	LG	TD			RECEIVING	NO	YDS	AVG	LG	TD		
Thomas	7	49	7.0	12	0			McCaffrey	8	67	8.4	22	0		
Kamara	7	36	5.1	11	0			Wright	3	21	7.0	9	0		
Kirkwood	2	40	20.0	21	0			Thomas	2	14	7.0	8	0		
J. Hill	2	24	12.0	14	0			Moore	2	12	6.0	7	0		
Smith	2	15	7.5	9	0			Manhertz	1	50	50.0	50t	1		
Ingram	2	11	5.5	9	0			Samuel	1	17	17.0	17	0		
Watson	1	28	28.0	28	0										
Total	23	203	8.8	28	0			Total	17	181	10.6	50t	1		
INT	NO	YDS	AVG	LG	TD			INT	NO	YDS	AVG	LG	TD		
Apple	1	0	0.0	0	0			Bradberry	1	29	29.0	29	0		
Total	1	0	0.0	0	0			Total	1	29	29.0	29	0		
PUNTING	NO	YDS	AVG	TB	I20	LG		PUNTING	NO	YDS	AVG	TB	I20	LG	
Morstead	4	168	42.0	0	3	46		Palardy	6	239	39.8	0	1	56	
Total	4	168	42.0	0	3	46		Total	6	239	39.8	0	1	56	
PT RET	NO	YDS	AVG	FC	LG	TD		PT RET	NO	YDS	AVG	FC	LG	TD	
Lewis	2	13	6.5	2	13	0		Barner	1	1	1.0	0	1	0	
Total	2	13	6.5	2	13	0		Total	1	1	1.0	0	1	0	
KO RET	NO	YDS	AVG	FC	LG	TD		KO RET	NO	YDS	AVG	FC	LG	TD	
Kamara	1	50	50.0	0	50	0		Barner	1	26	26.0	0	26	0	
Total	1	50	50.0	0	50	0		Total	1	26	26.0	0	26	0	

TEAM STATISTICS	NO	CAR	TEAM STATISTICS	NO	CAR
TOTAL FIRST DOWNS	21	13	FGs-PATs HAD BLOCKED	0-0	0-0
By Rushing	11	5	Net Punting Avg.	41.8	37.7
By Passing	8	7	TOTAL RETURN YARDAGE	13	30
By Penalty	2	1	No. and Yards Punt Returns	2-13	1-1
3rd DOWN EFFICIENCY	4-13-31%	7-15-47%	No. and Yards Kickoff Returns	1-50	1-26
4th DOWN EFFICIENCY	1-1-100%	1-2-50%	No. and Yards Interception Returns	1-0	1-29
TOTAL NET YARDS	346	247	PENALTIES: No.-Yds.	9-80	4-48
Total Plays	69	57	FUMBLES: No.-Lost	1-1	1-1
Avg. Per Play	5.0	4.3	TOUCHDOWNS	1	1
NET YARDS RUSHING	155	98	Rushing	1	0
Total Rushes	32	23	Passing	0	1
Avg. Per Play	4.8	4.3	EXTRA POINTS: Made-Att.	0-1	1-1
Tackles For Loss-Yards	2-2	0-0	Kicking: Made-Att.	0-0	1-1
NET YARDS PASSING	191	149	Passing: Made-Att.	0-1	0-0
Sacked-Yards Lost	2-12	4-32	FIELD GOALS: Made-Att.	2-2	0-0
Gross Yards	203	181	RED ZONE EFFICIENCY	1-3-33%	0-1-0%
PASSING: Att.-Comp.-INT	35-23-1	30-17-1	GOAL-TO-GO EFFICIENCY	0-0-0%	0-0-0%
Avg. Per Play	5.2	4.4	SAFETIES	0	0
KICKOFFS: No.-In EZ-Touchbacks	4-4-3	2-2-1	FINAL SCORE	12	9
PUNTS: No.-Avg.	4-42.0	6-39.8	TIME OF POSSESSION	35:09	24:51
Had Blocked	0	0			

2018 GAME BY GAME REVIEW



GAME 15 VS. PITTSBURGH

SAINTS: 31 STEELERS: 28
MERCEDES-BENZ SUPERDOME
NEW ORLEANS, LA. - 12/23/18
ATTENDANCE: 73,086 TIME: 3:24

GAME NOTES

DT Sheldon Rankins had a forced fumble with 32 seconds left in the contest that was recovered by **LB Demario Davis** to clinch the win.

The win over Pittsburgh gave the Saints a sweep of their AFC North opponents.

QB Drew Brees completed 27-of-39 passes for 326 yards with one TD.

RB Mark Ingram II scored one rushing TD to reach 50 for his career and become the club's all-time leader.

The New Orleans Saints gave their Mercedes-Benz Superdome faithful something to cheer about with the franchise's third 13-win season, all happening since 2009 with the 31-28 win over Pittsburgh.

Upon getting the ball after a Pittsburgh punt, the high-powered New Orleans offense was driving down the field but stopped when quarterback **Taysom Hill** was intercepted in the end zone. But the Saints would answer a Steelers field goal when a one-yard rushing touchdown by running back **Mark Ingram II** gave the Black and Gold a 7-3 lead. It was the club-record 50th rushing TD of Ingram's career.

Pittsburgh started the second quarter with a 30-yard field goal by kicker **Chris Boswell**, but running back **Alvin Kamara** answered with an eight-yard rushing touchdown. After a Pittsburgh touchdown and two point conversion tied the score, a 43-yard field goal by kicker **Wil Lutz** with two seconds left in the second quarter gave the saints a 17-14 halftime lead.

After falling behind 28-24 late in the third quarter following a pair of **Ben Roethlisberger-Antonio Brown** touchdown connections, quarterback **Drew Brees** tossed a one-yard pass to wide receiver **Michael Thomas** who leaped into the end zone for the winning score.

Defensive tackle **Sheldon Rankins** sealed the victory for the New Orleans, going back in coverage in a pass play and forcing Steelers wide receiver **JuJu Smith-Schuster** to fumble with the ball recovered by linebacker **Demario Davis** at the New Orleans 35-yard line with 32 seconds left on the clock - and the Saints prevailed 31-28.

SAINTS - STEELERS GAME SUMMARY

Pittsburgh Steelers	3	11	14	0	-	28
New Orleans Saints	7	10	7	7	-	31

Team	Qtr	Time	Play Description (Extra Point) (Drive Info)	V-H
PIT	1	5:32	Boswell 49 FG (9-29, 4:46)	3-0
NO	1	2:57	Ingram 1 run (Lutz kick) (6-75, 2:35)	3-7
PIT	2	14:05	Boswell 30 FG (9-78, 3:52)	6-7
NO	2	10:22	Kamara 8 run (Lutz kick) (8-75, 3:43)	6-14
PIT	2	0:40	Samuels 3 pass from Roethlisberger (Roethlisberger-Rogers pass) (15-97, 6:04)	14-14
NO	2	0:02	Lutz 43 FG (4-50, 0:38)	14-17
NO	3	9:13	Kamara 1 run (Lutz kick) (11-75, 5:47)	14-24
PIT	3	4:48	Brown 3 pass from Roethlisberger (Boswell kick) (9-75, 4:25)	21-24
PIT	3	1:02	Brown 20 pass from Roethlisberger (Boswell kick) (4-66, 1:36)	28-24
NO	4	1:25	Thomas 2 pass from Brees (Lutz kick) (10-46, 2:41)	28-31

FIELD GOALS (made () and missed)

PIT: Boswell (49) (30)

NO: Lutz (43) 50B

15

VS. PITTSBURGH

PITTSBURGH STEELERS								NEW ORLEANS SAINTS							
RUSHING	ATT	YDS	AVG	LG	TD	RUSHING	ATT	YDS	AVG	LG	TD				
Samuels	12	53	4.4	16	0	Ingram	11	35	3.2	8	1				
Ridley	3	4	1.3	6	0	Kamara	7	23	3.3	8t	2				
Roethlisberger	2	4	2.0	5	0	Brees	1	-1	-1.0	-1	0				
Nix	1	4	4.0	4	0										
Total	18	65	3.6	16	0	Total	19	57	3.0	8	3				
PASSING	ATT	CMP	YDS	SK/YD	TD	LG	INT	PASSING	ATT	CMP	YDS	SK/YD	TD	LG	INT
Roethlisberger	50	33	380	3/16	3	49	0	Brees	39	27	326	2/13	1	42	0
								T. Hill	1	0	0	0/0	0	0	1
Total	50	33	380	3/16	3	49	0	Total	40	27	326	2/13	1	42	1
RECEIVING	NO	YDS	AVG	LG	TD	RECEIVING	NO	YDS	AVG	LG	TD				
Brown	14	185	13.2	28	2	Thomas	11	109	9.9	28	1				
Smith-Schuster	11	115	10.5	23	0	Ginn	5	74	14.8	25	0				
Switzer	3	18	6.0	13	0	Kamara	4	82	20.5	42	0				
Samuels	3	11	3.7	7	1	Kirkwood	2	35	17.5	23	0				
McDonald	1	49	49.0	49	0	J. Hill	2	1	0.5	5	0				
Rogers	1	2	2.0	2	0	Smith	1	11	11.0	11	0				
						Ingram	1	8	8.0	8	0				
						Watson	1	6	6.0	6	0				
Total	33	380	11.5	49	3	Total	27	326	12.1	42	1				
INT	NO	YDS	AVG	LG	TD	INT	NO	YDS	AVG	LG	TD				
Davis	1	27	27.0	27	0										
Total	1	27	27.0	27	0	Total	0	0	0.0	0	0				
PUNTING	NO	YDS	AVG	TB	I20	LG	PUNTING	NO	YDS	AVG	TB	I20	LG		
Berry	2	98	49.0	1	0	57	Morstead	3	141	47.0	0	1	56		
Total	2	98	49.0	1	0	57	Total	3	141	47.0	0	1	56		
PT RET	NO	YDS	AVG	FC	LG	TD	PT RET	NO	YDS	AVG	FC	LG	TD		
Switzer	0	0	0.0	2	0	0	Lewis	0	0	0.0	1	0	0		
Total	0	0	0.0	2	0	0	Total	0	0	0.0	1	0	0		
KO RET	NO	YDS	AVG	FC	LG	TD	KO RET	NO	YDS	AVG	FC	LG	TD		
Switzer	1	20	20.0	0	20	0									
Samuels	1	0	0.0	0	0	0									
Total	2	20	10.0	0	20	0	Total	0	0	0.0	0	0	0		

TEAM STATISTICS	PIT	NO	TEAM STATISTICS	PIT	NO
TOTAL FIRST DOWNS	26	24	FGs-PATs HAD BLOCKED	0-0	0-0
By Rushing	2	5	Net Punting Avg.	39.0	47.0
By Passing	21	16	TOTAL RETURN YARDAGE	27	0
By Penalty	3	3	No. and Yards Punt Returns	0-0	0-0
3rd DOWN EFFICIENCY	6-13-46%	6-12-50%	No. and Yards Kickoff Returns	2-20	0-0
4th DOWN EFFICIENCY	1-2-50%	0-0-0%	No. and Yards Interception Returns	1-27	0-0
TOTAL NET YARDS	429	370	PENALTIES: No.-Yds.	6-79	9-91
Total Plays	71	61	FUMBLES: No.-Lost	3-2	1-0
Avg. Per Play	6.0	6.1	TOUCHDOWNS	3	4
NET YARDS RUSHING	65	57	Rushing	0	3
Total Rushes	18	19	Passing	3	1
Avg. Per Play	3.6	3.0	EXTRA POINTS: Made-Att.	3-3	4-4
Tackles For Loss-Yards	2-2	1-1	Kicking: Made-Att.	2-2	4-4
NET YARDS PASSING	364	313	Passing: Made-Att.	1-1	0-0
Sacked-Yards Lost	3-16	2-13	FIELD GOALS: Made-Att.	2-2	1-2
Gross Yards	380	326	RED ZONE EFFICIENCY	2-3-67%	4-4-100%
PASSING: Att.-Comp.-INT	50-33-0	40-27-1	GOAL-TO-GO EFFICIENCY	2-2-100%	3-3-100%
Avg. Per Play	6.9	7.5	SAFETIES	0	0
KICKOFFS: No.-In EZ-Touchbacks	6-6-6	6-5-4	FINAL SCORE	28	31
PUNTS: No.-Avg.	2-49.0	3-47.0	TIME OF POSSESSION	31:20	28:40
Had Blocked	0	0			

2018 GAME BY GAME REVIEW



GAME 16 VS. CAROLINA

PANTHERS: 33 SAINTS: 14
MERCEDES-BENZ SUPERDOME
NEW ORLEANS, LA. - 12/30/18
ATTENDANCE: 73,028 TIME: 3:00

GAME NOTES

In his first start since the 2015 season, QB **Teddy Bridgewater** completed 14-of-22 passes for 118 yards and one TD.

RB **Dwayne Washington** carried 11 times for 108 yards, pacing a Saints rushing attack that gained 184 yards on the ground.

S **Vonn Bell** led the team with seven tackles (five solo).

New Orleans finished the regular season with 13 wins for the third time, all occurring since the 2009 season.

With a large number of the Saints' starters watching from the sidelines for most of the contest because the club had already clinched the NFC's number one seed in the playoffs, the Saints finished the regular season 13-3 with the 33-14 loss to Carolina in the regular season finale.

QB **Drew Brees** did not play in a contest for the first time since 2015, as fellow offensive starters such as T **Terron Armstead**, WR **Ted Ginn Jr.**, RB **Alvin Kamara**, RT **Ryan Ramsey**, RG **Larry Warford** also sat out to rest for the playoffs.

In Carolina's first offensive drive, QB **Kyle Allen**, engineered an 11-play, 75-yard drive that ended with the rookie signal-caller running for a one-yard touchdown. The Panthers added one more touchdown at the end of the first quarter with a 15-yard touchdown by RB **Cameron Artis-Payne**.

The Panthers would build up a 23-0 half-time lead on the strength of an eight-yard touchdown pass from Allen to TE **Ian Thomas** and a 22-yard field goal by K **Chandler Catanzaro**.

Late in the third quarter, Carolina extended their lead to 30-0 on a 53-yard touchdown pass from Allen to RB **Curtis Samuel**.

New Orleans finally got on the scoreboard early in the fourth quarter on a nine-yard touchdown connection from QB **Teddy Bridgewater** to rookie WR **Tre'Quan Smith**. After a 51-yard field goal by Catanzaro, New Orleans scored for the second time in the contest when QB **Taysom Hill** rushed for a nine-yard touchdown with 3:47 left. Starting in place of QB **Drew Brees** in opening a contest for the first time since 2015, Bridgewater finished 14-of-22 for 118 yards with the touchdown pass to Smith and a fourth quarter interception, also carrying four times for 12 yards.

SAINTS - PANTHERS GAME SUMMARY

Carolina Panthers	13	10	7	3	-	33
New Orleans Saints	0	0	0	14	-	14

Team	Qtr	Time	Play Description (Extra Point) (Drive Info)	V-H
CAR	1	10:04	Allen 1 run (Catanzaro kick) (11-75, 4:56)	7-0
CAR	1	2:07	Artis-Payne 15 run (kick failed, hlu) (9-89, 4:51)	13-0
CAR	2	2:00	Thomas 8 pass from Allen (Catanzaro kick) (16-90, 7:45)	20-0
CAR	2	0:00	Catanzaro 22 FG (7-66, 1:28)	23-0
CAR	3	3:46	Samuel 53 pass from Allen (Catanzaro kick) (5-75, 2:34)	30-0
NO	4	13:28	Smith 9 pass from Bridgewater (Lutz kick) (9-75, 5:18)	30-7
CAR	4	8:17	Catanzaro 51 FG (9-42, 5:11)	33-7
NO	4	3:47	T. Hill 9 run (Lutz kick) (4-57, 1:23)	33-14

FIELD GOALS (made () and missed)

CAR: Catanzaro (22) (51)

NO: None

16

VS. CAROLINA

CAROLINA PANTHERS							NEW ORLEANS SAINTS								
RUSHING	ATT	YDS	AVG	LG	TD		RUSHING	ATT	YDS	AVG	LG	TD			
Artis-Payne	16	56	3.5	15t	1		Washington	11	108	9.8	28	0			
Allen	5	19	3.8	10	1		Ingram	5	28	5.6	16	0			
McCaffrey	4	18	4.5	7	0		Line	3	19	6.3	9	0			
Cadet	11	17	1.5	5	0		Bridgewater	4	12	3.0	9	0			
Armah	1	1	1.0	1	0		T. Hill	3	11	3.7	9t	1			
							Lewis	1	6	6.0	6	0			
Total	37	111	3.0	15	2		Total	27	184	6.8	28	1			
PASSING	ATT	CMP	YDS	SK/YD	TD	LG	INT	PASSING	ATT	CMP	YDS	SK/YD	TD	LG	INT
Allen	27	16	228	0/0	2	53t	0	Bridgewater	22	14	118	2/8	1	18	1
Gilbert	3	2	40	1/5	0	31	0								
Total	30	18	268	1/5	2	53t	0	Total	22	14	118	2/8	1	18	1
RECEIVING	NO	YDS	AVG	LG	TD			RECEIVING	NO	YDS	AVG	LG	TD		
Thomas	5	61	12.2	31	1			Thomas	5	29	5.8	8	0		
Moore	4	81	20.3	38	0			Smith	3	30	10.0	13	1		
Samuel	2	72	36.0	53t	1			Watson	2	29	14.5	18	0		
Wright	2	20	10.0	11	0			Ingram	2	15	7.5	16	0		
Artis-Payne	2	2	1.0	3	0			Lewis	1	12	12.0	12	0		
McCaffrey	1	22	22.0	22	0			T. Hill	1	3	3.0	3	0		
Armah	1	5	5.0	5	0										
Cadet	1	5	5.0	5	0			Total	14	118	8.4	18	1		
Total	18	268	14.9	53t	2										
INT	NO	YDS	AVG	LG	TD			INT	NO	YDS	AVG	LG	TD		
Jones	1	5	5.0	5	0										
Total	1	5	5.0	5	0			Total	0	0	0.0	0	0		
PUNTING	NO	YDS	AVG	TB	I20	LG		PUNTING	NO	YDS	AVG	TB	I20	LG	
Palardy	3	164	54.7	0	0	57		Morstead	5	210	42.0	0	1	54	
Total	3	164	54.7	0	0	57		Total	5	210	42.0	0	1	54	
PT RET	NO	YDS	AVG	FC	LG	TD		PT RET	NO	YDS	AVG	FC	LG	TD	
Moore	0	0	0.0	2	0	0		Lewis	2	18	9.0	0	16	0	
Total	0	0	0.0	2	0	0		Total	2	18	9.0	0	16	0	
KO RET	NO	YDS	AVG	FC	LG	TD		KO RET	NO	YDS	AVG	FC	LG	TD	
Total	0	0	0.0	0	0	0		Total	0	0	0.0	0	0	0	

TEAM STATISTICS	CAR	NO	TEAM STATISTICS	CAR	NO
TOTAL FIRST DOWNS	25	17	FGs-PATs HAD BLOCKED	0-0	0-0
By Rushing	11	9	Net Punting Avg.	48.7	42.0
By Passing	10	8	TOTAL RETURN YARDAGE	5	18
By Penalty	4	0	No. and Yards Punt Returns	0-0	2-18
3rd DOWN EFFICIENCY	6-13-46%	4-10-40%	No. and Yards Kickoff Returns	0-0	0-0
4th DOWN EFFICIENCY	1-2-50%	0-1-0%	No. and Yards Interception Returns	1-5	0-0
TOTAL NET YARDS	374	294	PENALTIES: No.-Yds.	2-10	6-94
Total Plays	68	51	FUMBLES: No.-Lost	0-0	0-0
Avg. Per Play	5.5	5.8	TOUCHDOWNS	4	2
NET YARDS RUSHING	111	184	Rushing	2	1
Total Rushes	37	27	Passing	2	1
Avg. Per Play	3.0	6.8	EXTRA POINTS: Made-Att.	3-4	2-2
Tackles For Loss-Yards	4-14	2-2	Kicking: Made-Att.	3-4	2-2
NET YARDS PASSING	263	110	FIELD GOALS: Made-Att.	2-2	0-0
Sacked-Yards Lost	1-5	2-8	RED ZONE EFFICIENCY	3-4-75%	2-3-67%
Gross Yards	268	118	GOAL-TO-GO EFFICIENCY	2-3-67%	2-2-100%
PASSING: Att.-Comp.-INT	30-18-0	22-14-1	SAFETIES	0	0
Avg. Per Play	8.5	4.6	FINAL SCORE	33	14
KICKOFFS: No.-In EZ-Touchbacks	6-6-6	3-3-3	TIME OF POSSESSION	33:26	26:34
PUNTS: No.-Avg.	3-54.7	5-42.0			
Had Blocked	0	0			

2018 GAME BY GAME REVIEW



DIVISIONAL PLAYOFF VS. PHILADELPHIA

SAINTS: 20 EAGLES: 14
MERCEDES-BENZ SUPERDOME
NEW ORLEANS, LA. - 1/13/19
ATTENDANCE: 73,027 TIME: 3:06

GAME NOTES

QB Drew Brees completed 28-of-38 passes for 301 yards with two TDs and a 103.1 passer rating.

WR Michael Thomas had 12 receptions for a postseason franchise-record 171 yards with one TD.

The Saints ran up 420 yards of total offense to the Eagles' 250 as New Orleans shut out Philadelphia for the final three quarters of the contest.

The Saints held a 37:50-22:10 advantage in time of possession, spurred by a third quarter 18-play, 92-yard drive that lasted 11:29, ending with a two-yard touchdown pass from Brees to Thomas.



The Saints punched a ticket to their third NFC Championship game and overcame a 14-0 first quarter deficit to drop the Eagles 20-14. The victory allowed the Saints to host the Los Angeles Rams in the NFC Championship inside the Mercedes-Benz Superdome the following Sunday.

On the first play from scrimmage of the contest, a long pass attempt by QB **Drew Brees** intended for WR **Ted Ginn Jr.** was in-

SAINTS - EAGLES GAME SUMMARY

Philadelphia Eagles	14	0	0	0	-	14
New Orleans Saints	0	10	7	3	-	20

Team	Qtr	Time	Play Description (Extra Point) (Drive Info)	V-H
PHI	1	10:41	Matthews 37 pass from Foles (Elliott kick) (7-76, 4:05)	7-0
PHI	1	4:37	Foles 1 run (Elliott kick) (10-75, 5:14)	14-0
NO	2	7:23	Kirkwood 2 pass from Brees (Lutz kick) (12-79, 6:12)	14-7
NO	2	0:06	Lutz 45 FG (7-67, 1:12)	14-10
NO	3	1:40	Thomas 2 pass from Brees (Lutz kick) (18-92, 11:29)	14-17
NO	4	10:28	Lutz 39 FG (8-62, 3:31)	14-20

FIELD GOALS (made () and missed)

PHI: None

NO: Lutz (45) (39) 52WR



tercepted by Eagles CB **Cre'von LeBlanc**. Philadelphia QB **Nick Foles** then engineered a seven-play, 76-yard drive that ended with a 37-yard touchdown pass to WR **Jordan Matthews**. After a New Orleans three-and-out and punt, Foles ran a ten-play, 75-yard drive that ended with him scoring on a one-yard rushing touchdown.

New Orleans eventually came alive in their first possession of the second quarter, when Brees found rookie WR **Keith Kirkwood** for a two-yard TD. K **Wil Lutz** hit a 45-yard field goal with 0:06 left in the second quarter to cut the halftime deficit to 14-10.

After New Orleans forced a three-and-out to open up the second half, Brees engineered an 18-play, 92-yard drive that lasted 11:29 and ended with a two-yard touchdown pass to WR **Michael Thomas** to give the Saints a three-point lead at 17-14.

The Saints increased their lead on their first possession of the fourth quarter when Lutz successfully booted a 39-yard field goal.

New Orleans continued to keep Philadelphia off the scoreboard for the remainder of the contest, including a drive in New Orleans territory where CB **Marshon Lattimore** picked off Foles, the second-year defensive back's second interception of the contest, allowing the Saints to advance within one game of the Super Bowl.

Brees was 28-of-38 passing for 301 yards, two TDs and a 103.1 passer rating. Thomas had 12 receptions for a postseason franchise-record 171 yards with one touchdown. RB **Alvin Kamara** led the Saints in rushing with 16 carries for 71 yards, caught four passes for 35 yards and added two kick-off returns for 45 yards.

LB **Demario Davis**, in his NFL playoff debut, had a team-high eight tackles (five solo), leading a New Orleans run defense that surrendered only 49 yards on 16 carries (3.1 avg.). In addition to his two picks, Lattimore added four solo tackles and two passes defended.

2018 GAME BY GAME REVIEW

P1

VS. PHILADELPHIA

PHILADELPHIA EAGLES							NEW ORLEANS SAINTS								
RUSHING	ATT	YDS	AVG	LG	TD		RUSHING	ATT	YDS	AVG	LG	TD			
Smallwood	10	33	3.3	8	0		Kamara	16	71	4.4	15	0			
Agholor	1	12	12.0	12	0		Ingram	9	53	5.9	36	0			
Sproles	3	4	1.3	3	0		T. Hill	2	8	4.0	4	0			
Foles	2	0	0.0	1t	1		Smith	1	5	5.0	5	0			
							Washington	3	0	0.0	1	0			
Total	16	49	3.1	12	1		Total	31	137	4.4	36	0			
PASSING	ATT	CMP	YDS	SK/YD	TD	LG	INT	PASSING	ATT	CMP	YDS	SK/YD	TD	LG	INT
Foles	31	18	201	0/0	1	37t	2	Brees	38	28	301	2/18	2	42	1
Total	31	18	201	0/0	1	37t	2	Total	38	28	301	2/18	2	42	1
RECEIVING	NO	YDS	AVG	LG	TD			RECEIVING	NO	YDS	AVG	LG	TD		
Jeffery	5	63	12.6	30	0			Thomas	12	171	14.3	42	1		
Ertz	5	50	10.0	7	0			Kamara	4	35	8.8	23	0		
Sproles	3	21	7.0	14	0			Ginn	3	44	14.7	21	0		
Tate	2	18	9.0	12	0			J. Hill	3	7	2.3	9	0		
Matthews	1	37	37.0	37t	0			Ingram	2	9	4.5	8	0		
Agholor	1	6	6.0	6	0			Kirkwood	2	8	4.0	6	1		
Smallwood	1	6	6.0	6	6			Smith	1	15	15.0	15	0		
								Watson	1	12	12.0	12	0		
Total	18	201	11.2	37t	1			Total	28	301	10.8	42	2		
INT	NO	YDS	AVG	LG	TD			INT	NO	YDS	AVG	LG	TD		
LeBlanc	1	0	0	0	0			Lattimore	2	14	7.0	14	0		
Total	1	0	0.0	0	0			Total	2	14	7.0	14	0		
PUNTING	NO	YDS	AVG	TB	I20	LG		PUNTING	NO	YDS	AVG	TB	I20	LG	
Johnston	5	241	48.2	0	3	54		Morstead	3	134	44.7	0	0	50	
Total	5	241	48.2	0	3	54		Total	3	134	44.7	0	0	50	
PT RET	NO	YDS	AVG	FC	LG	TD		PT RET	NO	YDS	AVG	FC	LG	TD	
Sproles	0	0	0.0	2	0	0		Lewis	3	8	2.7	2	8	0	
Total	0	0	0.0	2	0	0		Total	3	8	2.7	2	8	0	
KO RET	NO	YDS	AVG	FC	LG	TD		KO RET	NO	YDS	AVG	FC	LG	TD	
Scott	1	19	19.0	0	19	0		Kamara	2	45	22.5	0	27	0	
Total	1	19	19.0	0	19	0		Total	2	45	22.5	0	27	0	

TEAM STATISTICS	PHI	NO	TEAM STATISTICS	PHI	NO
TOTAL FIRST DOWNS	15	25	FGs-PATs HAD BLOCKED	0-0	0-0
By Rushing	2	9	Net Punting Avg.	46.6	44.7
By Passing	11	14	TOTAL RETURN YARDAGE	0	22
By Penalty	2	2	No. and Yards Punt Returns	2-14	3-8
3rd DOWN EFFICIENCY	2-7-29%	8-15-53%	No. and Yards Kickoff Returns	1-19	2-45
4th DOWN EFFICIENCY	0-0-0%	2-2-100%	No. and Yards Interception Returns	0-0	2-14
TOTAL NET YARDS	250	420	PENALTIES: No.-Yds.	4-30	11-84
Total Plays	47	71	FUMBLES: No.-Lost	0-0	2-0
Avg. Per Play	5.3	5.9	TOUCHDOWNS	2	2
NET YARDS RUSHING	49	137	Rushing	1	0
Total Rushes	16	31	Passing	1	2
Avg. Per Play	3.1	4.4	EXTRA POINTS: Made-Att.	2-2	2-2
Tackles For Loss-Yards	0-0	2-4	Kicking: Made-Att.	2-2	2-2
NET YARDS PASSING	201	283	FIELD GOALS: Made-Att.	0-0	2-3
Sacked-Yards Lost	0-0	2-18	RED ZONE EFFICIENCY	1-1-100%	2-2-100%
Gross Yards	201	301	GOAL-TO-GO EFFICIENCY	1-1-100%	2-2-100%
PASSING: Att.-Comp.-INT	31-18-2	38-28-1	SAFETIES	0	0
Avg. Per Play	6.5	7.1	FINAL SCORE	14	20
KICKOFFS: No.-In EZ-Touchbacks	3-2-1	5-4-4	TIME OF POSSESSION	22:10	37:50
PUNTS: No.-Avg.	5-48.2	3-44.7			
Had Blocked	0	0			



NFC CHAMPIONSHIP VS. L.A. RAMS

RAMS: 26 SAINTS: 23
MERCEDES-BENZ SUPERDOME
NEW ORLEANS, LA. - 1/20/19
ATTENDANCE: 73,028 TIME: 3:18

GAME NOTES

LB Demario Davis led the Saints with **14 tackles** and an **interception**.

QB Drew Brees completed **26-of-40** passes for **249 yards** with **two touch-down passes** and **one interception**.

RB Alvin Kamara caught passes **11 times** for **96 yards** with a total of **230 all-purpose yards**.

The contest marked the first time the Saints would lose a home playoff game since the 1991 NFC Wild Card Playoff.



The Saints led for the majority of the game, including a 13-0 lead in the second quarter, but a third quarter Rams touchdown and four field goals by Los Angeles K **Greg Zuerlein** gave the Rams their first Super Bowl appearance since the 2001 season.

The Saints scored 13 unanswered points to start the game in the first half. New Orleans

SAINTS - RAMS GAME SUMMARY

Los Angeles Rams	0	10	7	6	3	26
New Orleans Saints	13	0	7	3	-	23

Team	Qtr	Time	Play Description (Extra Point) (Drive Info)	V-H
NO	1	10:04	Lutz 37 FG (11-56, 4:56)	0-3
NO	1	7:06	Lutz 29 FG (4-6, 1:29)	0-6
NO	1	1:35	Griffin 5 pass from Brees (Lutz kick) (8-68, 3:51)	0-13
LAR	2	9:45	Zuerlein 36 FG (14-57, 6:50)	3-13
LAR	2	0:23	Gurley 6 run (Zuerlein kick) (7-81, 1:29)	10-13
NO	3	8:34	T. Hill 2 pass from Brees (Lutz kick) (12-71, 5:31)	10-20
LAR	3	3:06	Higbee 1 pass from Goff (Zuerlein kick) (10-75, 5:28)	17-20
LAR	4	5:03	Zuerlein 24 FG (9-85, 5:52)	20-20
NO	4	1:41	Lutz 31 FG (9-57, 3:22)	20-23
LAR	4	0:15	Zuerlein 48 FG (9-45, 1:26)	23-23
LAR	5	11:43	Zuerlein 57 FG (5-15, 2:12)	26-23

FIELD GOALS (made () and missed)

LAR: Zuerlein (36) (24) (48) (57)

NO: Lutz (37) (29) (31)



K **Wil Lutz** kicked two field goals, 37 and 29-yard kicks and TE **Garrett Griffin** caught a five-yard TD from QB **Drew Brees**. Lutz's second kick came following an interception by LB **Demario Davis**.

Los Angeles finally broke through in a second quarter drive when Zuerlein kicked a 36-yard field goal. Near the end of the first half, the Rams drove 81 yards in 7 plays-aided by 17- and 36-yard completions from QB **Jared Goff** to WR **Brandin Cooks** and scored on RB **Todd Gurley**'s six-yard touchdown run.

The Rams got the ball to start the second half and New Orleans forced a three-and-out. The Saints then extended their lead to 20-10 on a two-yard touchdown pass from Brees to QB **Taysom Hill**, capping a 10-play drive. Los Angeles' offense then awakened when on a third-and-two Goff completed a pass to Cooks for a four-yard gain, followed by a 14-yard completion to the former Saints wideout and a 25-yard pass play on a second-and-third. The contest became a three-point game again when Goff completed a one-yard

touchdown to TE **Tyler Higbee**.

Los Angeles tied the score with a nine-play, 85-yard driving ending when Zuerlein booted a 24-yard field goal. New Orleans then would make it a three-point game again with 1:41 remaining on a 31-yard field goal by Lutz. A key play in the series was a 43-yard reception by WR **Ted Ginn Jr.** to put the Saints in field goal range. However with the 1:41 on the clock, Goff completed a 19-yard pass to WR **Josh Reynolds**, followed by a seven-yard pass to Cooks and a 16-yard throw to WR **Robert Woods** to put the Rams in field goal range. Zuerlein then booted a 48-yard field goal to send the game to overtime.

New Orleans won the coin flip in overtime but their final drive of the season would be marred when Los Angeles LB **Dante Fowler Jr.** would tip a Brees pass that would be picked off by S **John Johnson III** at the Rams 46-yard line.

New Orleans only allowed the Rams to advance to their 39-yard line, but Zuerlein drilled a 57-yard field goal to end the Saints' Super Bowl LIII hopes.

P2

VS. LOS ANGELES RAMS

LOS ANGELES RAMS							NEW ORLEANS SAINTS								
RUSHING	ATT	YDS	AVG	LG	TD		RUSHING	ATT	YDS	AVG	LG	TD			
Anderson	16	44	2.8	8	0		Ingram	9	31	3.4	16	0			
Reynolds	1	16	16.0	16	0		Kamara	8	15	1.9	6	0			
Gurley	4	10	2.5	6t	1		Line	1	4	4.0	4	0			
Goff	3	10	3.3	7	0		T. Hill	1	0	0.0	0	0			
Woods	2	-3	-1.5	1	0		Brees	2	-2	-1.0	-1	0			
Total	26	77	3.0	16	1		Total	21	48	2.3	16	0			
PASSING	ATT	CMP	YDS	SK/YD	TD	LG	INT	PASSING	ATT	CMP	YDS	SK/YD	TD	LG	INT
Goff	40	25	297	1/8	1	39	1	Brees	40	26	249	2/7	2	43	1
Hekker	1	1	12	0/0	0	12	0	T. Hill	1	0	0	0/0	0	0	0
Total	41	26	309	1/8	1	39	1	Total	41	26	249	2/7	2	43	1
RECEIVING	NO	YDS	AVG	LG	TD			RECEIVING	NO	YDS	AVG	LG	TD		
Cooks	7	107	15.3	36	0			Kamara	11	96	8.7	21	0		
Woods	6	33	5.5	16	0			Thomas	4	36	9.0	19	0		
Reynolds	4	74	18.5	33	0			Ginn	3	58	19.3	43	0		
Higbee	4	25	6.3	12	1			Griffin	2	12	6.0	7	1		
Everett	2	50	25.0	39	0			Ingram	2	6	3.0	3	0		
Shields	1	12	12.0	12	0			J. Hill	1	24	24.0	24	0		
Anderson	1	5	5.0	5	0			Smith	1	10	10.0	10	0		
Gurley	1	3	3.0	3	0			Carr	1	5	5.0	5	0		
								T. Hill	1	2	2.0	2t	1		
Total	26	309	11.9	39	1			Total	26	249	9.6	43	2		
INT	NO	YDS	AVG	LG	TD			INT	NO	YDS	AVG	LG	TD		
Johnson	1	0	0.0	0	0			Davis	1	1	1.0	1	0		
Total	1	0	0.0	0	0			Total	1	1	1.0	1	0		
PUNTING	NO	YDS	AVG	TB	I20	LG		PUNTING	NO	YDS	AVG	TB	I20	LG	
Hekker	4	183	45.8	0	1	50		Morstead	4	171	42.8	0	2	48	
Total	4	183	45.8	0	1	50		Total	4	171	42.8	0	2	48	
PT RET	NO	YDS	AVG	FC	LG	TD		PT RET	NO	YDS	AVG	FC	LG	TD	
Natson	1	0	0.0	2	0	0		Lewis	0	0	0.0	2	0	0	
Total	1	0	0.0	2	0	0		Total	0	0	0.0	2	0	0	
KO RET	NO	YDS	AVG	FC	LG	TD		KO RET	NO	YDS	AVG	FC	LG	TD	
Natson	1	17	17.0	0	17	0		Kamara	4	119	29.8	0	34	0	
Total	1	17	17.0	0	17	0		Total	4	119	29.8	0	34	0	

TEAM STATISTICS	LAR	NO	TEAM STATISTICS	LAR	NO
TOTAL FIRST DOWNS	19	19	FGs-PATs HAD BLOCKED	0-0	0-0
By Rushing	5	5	Net Punting Avg.	45.8	42.8
By Passing	14	12	TOTAL RETURN YARDAGE	0	1
By Penalty	0	2	No. and Yards Punt Returns	1-0	0-0
3rd DOWN EFFICIENCY	6-16-38%	6-14-43%	No. and Yards Kickoff Returns	1-17	4-119
4th DOWN EFFICIENCY	1-1-100%	0-0-0%	No. and Yards Interception Returns	1-0	1-1
TOTAL NET YARDS	378	290	PENALTIES: No.-Yds.	7-64	3-20
Total Plays	68	64	FUMBLES: No.-Lost	1-0	2-0
Avg. Per Play	5.6	4.5	TOUCHDOWNS	2	2
NET YARDS RUSHING	77	48	Rushing	1	0
Total Rushes	26	21	Passing	1	2
Avg. Per Play	3.0	2.3	EXTRA POINTS: Made-Att.	2-2	2-2
Tackles For Loss-Yards	4-12	4-12	Kicking: Made-Att.	2-2	2-2
NET YARDS PASSING	301	242	FIELD GOALS: Made-Att.	4-4	3-3
Sacked-Yards Lost	1-8	2-7	RED ZONE EFFICIENCY	2-4-50%	2-5-40%
Gross Yards	309	249	GOAL-TO-GO EFFICIENCY	2-3-67%	2-2-100%
PASSING: Att.-Comp.-INT	41-26-1	41-26-1	SAFETIES	0	0
Avg. Per Play	7.2	5.6	FINAL SCORE	26	23
KICKOFFS: No.-In EZ-Touchbacks	7-7-3	5-5-5	TIME OF POSSESSION	32:36	30:41
PUNTS: No.-Avg.	4-45.8	4-42.8			
Had Blocked	0	0			



**FOOTBALL
OPERATIONS**



JEFF IRELAND

ASSISTANT GENERAL MANAGER/
COLLEGE SCOUTING DIRECTOR

Jeff Ireland is in his fifth season as assistant general manager/college scouting director. In the draft, he's led an effort for the Saints selecting impact players in Alvin Kamara, Marshon Lattimore, Ryan Ramczyk, Sheldon Rankins and Michael Thomas, as well as young starters and contributors in Alex Anzalone, Vonn Bell, Marcus Davenport, David Onyemata, Andrus Peat, Tre'Quan Smith, Marcus Williams and P.J. Williams.

In 2017, Ireland led a draft effort headlined by Lattimore and Kamara becoming the first rookie duo from the same team since 1967 to sweep AP Defensive and Offensive Rookie of the Year and the first Saints rookie duo selected to the Pro Bowl as rookies. They followed up with strong second seasons in 2018. Kamara led the team with 1,592 total yards from scrimmage with 18 touchdowns and his second Pro Bowl. Lattimore led the team with five takeaways. A second round draft pick in 2016, Thomas's 321 receptions are the most by an NFL player in his first four seasons. He shattered the club receiving record in 2018, posting an NFL-best 125 receptions for 1,405 yards and nine touchdowns, earning Pro Bowl starter and AP first-team All-Pro.

Prior to joining the Saints, Ireland served as general manager of the Miami Dolphins from 2008-13. Inheriting a 1-15 team upon his arrival, he worked with the personnel staff to overhaul the team's roster, efforts that resulted in an 11-5 mark and the AFC East title, an unprecedented turnaround. He replaced almost half the roster, bringing on board 27 new faces, including nine new starters. Eight players he acquired through the draft, free agency and trades accounted for a total of 14 Pro Bowl selections, with Jake Long and Cameron Wake earning AP first-team All-Pro.

Ireland joined Miami after a seven-year stint (2001-07) with the Dallas Cowboys, his last three seasons as the team's VP/college and pro scouting. He was originally hired as the team's national scout. In 2007, the Cowboys went 13-3 and won the NFC East. Of the 53 players on the roster, 38 had been acquired over the three years (2005-07) Ireland served as the team's VP/scouting, seven making the Pro Bowl during that time. He began his Cowboys tenure as the team's national scout in 2001. In his four years in that role, his talent evaluation helped lead to the drafting of four Pro Bowl performers.

Prior to joining the Cowboys, Ireland spent four years in Kansas City as an area scout. He served as a National Football Scouting Combine area scout from 1994-1996 and helped coach special teams at North Texas from 1992-1993. He graduated from Baylor, where he handled placekicking from 1988-1991, finishing third on the school's all-time scoring list with 213 points and a career-record 45 field goals. He was selected as the South team's kicker in the 1992 Senior Bowl.

The Abilene, Texas native, is the stepson of Chiefs Hall of Fame LB/C E.J. Holub and the grandson of former Eagles player and Bears personnel executive Jim Parmer.



TERRY FONTENOT

DIRECTOR OF PRO SCOUTING


Fontenot begins his 17th season with the New Orleans Saints organization and seventh as director of pro scouting. His responsibilities in managing the pro personnel department include recommending player acquisitions by evaluating players from all professional leagues, including the Saints roster, monitoring the waiver wire and supervising the advance scouting of upcoming opponents.

Fontenot spent seven seasons as a pro scout before his promotion, where his responsibilities included evaluating and rating current professional players and preparing the club for acquisitions through free agency or the waiver wire. He would also assist in the team's draft preparations and the weekly advance scouting of upcoming opponents.

Fontenot has held multiple positions in the scouting department, including as a pro scouting assistant - where he helped evaluate free agents, track player movement, studied film and aided in the planning for the NFL Draft - and as an assistant in player personnel.

In 2012, he was selected by the club to attend the Stanford Business School's Executive Education NFL-Stanford Program for Managers, an education program and honor known across the league as an important training ground for promising executives.

A native of Lake Charles, he had a standout prep career and was an All-State defensive back at Lagrange High School. A four-year letterman at safety for Tulane (1999-2002), Fontenot served as a team captain in 2001 and was a member of the 2002 Hawaii Bowl championship team. He graduated with a bachelor's degree in business and organizational information technology.



KHAI HARLEY

VICE PRESIDENT OF FOOTBALL ADMINISTRATION

In his 12th Saints season and 19th in the NFL, Harley's primary focus is contract negotiation and strategic planning/management of the Saints salary cap and roster management. In his fifth season in his current position after serving as director of football administration from 2008-13, he works in conjunction with the player personnel department, making player acquisitions fit within the salary cap structure. Harley works closely with the Pro and College Personnel departments in preparation of free agency and the NFL Draft. His duties also include contract negotiations, coordinating different areas of football operations, roster management and other administrative functions of running the club. He is a key liaison with the NFL Management Council and NFLPA. Harley has a deep background in NFL salary cap administration, Collective Bargaining Agreement regulations, and the research of player contracts. He arrived in New Orleans in 2008 after serving for five years as the Manager of Labor Operations with the NFL Management Council.

On a daily basis, Harley researches contracts and cap statistics from not only the club but from around the NFL. It's similar to the daily and yearly reconciliation he did for all 32 clubs in his former position, where he calculated cap figures for each team, made adjustments for the following year and analyzed statistical trends related to signings.

Harley has also been a member of the NFL's Diversity Council, which is designed to promote diversity throughout the NFL's administrative offices, recommend diversity initiatives and implement/oversee approved programs. He started working in the League Office in 2002 as a Player Personnel Analyst, working to ensure each team's compliance with the salary cap, analyzing player contracts and researching the eligibility of college players.

Prior to entering the NFL, Harley was a financial analyst with Bloomberg, L.P. from 1995-2000, analyzing domestic and international bond markets, studying trends in European markets for clients, training employees and international staff and ensuring debt issuance within Emerging, Latin American, and U.S. Private Placement Markets were in compliance with corporate and SEC guidelines.

Harley graduated with a degree in Accounting from Rutgers University in 1998, twice receiving the National Association of Black Accountants Scholarship Award. He earned a master's degree in Sports Management from Springfield College in 2001. Harley was recognized by the Rutgers African-American Alumni Alliance in 2012 as a Hall of Fame inductee for his continuing contributions in supporting the educational programming, cultural awareness and development in continuing education in the undergraduate, graduate and post graduate levels. In 2019, he received the Salute to Excellence Award from the Fitz Pollard Alliance Foundation.



DEREK STAMNOS

DIRECTOR OF OPERATIONS

Entering his first season with the Saints and ninth overall in the National Football League, Director of Operations Derek Stamnos oversees the logistical needs of the football team.

He joined the Saints after working for the Detroit Lions for five seasons, where he held a wide spectrum of football operations responsibilities during his tenure. First serving as manager of football administration in 2014, Stamnos served as manager of team operations in his final three seasons with the club. Prior to joining the Lions, Stamnos worked in operations for the Miami Dolphins from 2011-14.

A graduate of Arizona State University, where he worked both as an undergraduate and for two years following graduation in football operations and recruiting, Stamnos has degrees in Business/Communications and Business & Interdisciplinary Studies.



RYAN POWELL


PRO SCOUT

Entering his 13th season as a pro scout and 15th with the Saints, Powell has a wealth of responsibilities that include evaluating free agents from the NFL and other professional leagues, monitoring the waiver wire and advance scouting of opponents. Powell, who also assists in the club's yearly draft preparations, spent his first two years in New Orleans as the team's Combine

Scout. In that position, Powell evaluated college players for both the Saints as well as contributing reports to the National Football Scouting Combine.

Previously, Powell served as a Saints training camp intern in 2004. He also worked on the coaching staff at Linfield College, as an assistant on the team that won the 2004 NCAA Division III National Championship. Powell also worked for the Seattle Seahawks for three summers (1998-2000) as a training camp assistant.

A native of Bend, Ore., Powell graduated in political science and history from Linfield in 2002. He had a standout prep career at Mountain View High School, where he earned all-state honors before playing linebacker at Linfield.



MICHAEL PARENTON

PRO SCOUT

Michael Parenton is in his eighth season with the Saints personnel department and his sixth as a pro scout. He joined the organization in July 2012 as a scouting assistant, where he served for two seasons.

The former offensive lineman played in two games with the New York Jets in 2009 after being signed by the club as an undrafted free agent out of Tulane University. The team captain was a four-year letterman on the Green Wave's football team and an All-Conference USA selection all four seasons. The Thibodaux native graduated with a bachelor's degree in finance and earned a master of accounting degree. He attended E.D. White High School in Thibodaux, where he lettered in both football and track. He was a three-year starter on both the offensive and defensive lines and a two-time first team 3A All-State selection.



MIKE BAUGH

NATIONAL SCOUT

Mike Baugh - an experienced member of the Saints player personnel department who is entering his 27th season in the NFL - is in his 17th season as a member of the club's scouting staff and third as a national scout. Baugh is in his second stint with the Saints, re-joining the club in 2008 as an area scout after serving as a pro scout with the club from 2000-04.

From 2005-07, Baugh served as the Assistant Director of Player Personnel for the Miami Dolphins. Prior to arriving in Miami, his responsibilities with New Orleans included evaluating free agent prospects, advance scouting of opponents and assisting in yearly draft preparations.

Baugh opened his NFL career with the Seattle Seahawks, spending eight years with the club in various capacities. He started as a public relations intern in 1992, served as an administrative assistant to head coaches Tom Flores and Dennis Erickson from 1993-96 and moved to the player personnel department in 1997, where he was a scouting assistant. In 1998, Baugh was named manager of football administration for Seattle, and in 1999, his final year with the club, was promoted to assistant director of pro scouting.

Baugh graduated from Central Washington University with a bachelor's degree in business administration.



TERRY WOODEN

NATIONAL SCOUT

Bringing the perspective of a ten-year NFL playing career and the last 16 years evaluating college players, Terry Wooden enters his 13th year with the Saints and third as a national scout. For his first nine years with the club he served as an area scout where his responsibilities included evaluating the prospects from the colleges located in the Western region of the country.

Wooden joined the Saints in 2007 after serving as a college scout for the Buffalo Bills from 2003-2006.

Wooden was selected in the second round (29th overall) by Seattle in the 1990 NFL Draft and played for the Seahawks through 1996. After departing Seattle, he had stints with the Kansas City Chiefs (1997) and the Oakland Raiders (1998). He posted career totals of 700 tackles, 10 sacks, seven interceptions, 34 passes defensed and 12 fumble recoveries. While with the Seahawks he was voted by his teammates as the club's 1992 Ed Block Courage Award winner, presented to the player who best exemplifies the principles of courage and sportsmanship.

During his college career at Syracuse, Wooden was a four-year starter and selected to the All-East Coast Athletic Conference first-team three times. He graduated in 1990 with a bachelor's degree in sociology. Following his career, Wooden was voted to the Syracuse All-Century Team.

Terry's brother, JoJo Wooden, is the director of player personnel for the Los Angeles Chargers.



CODY RAGER

NATIONAL SCOUT

Cody Rager is in his fifth year with the Saints, having been promoted following the 2018 NFL Draft to a national scout after joining the team as an area scout in 2015.

From 2014-15, Rager served as the University of Tennessee's Director of Recruiting. The Morris, Ala. native spent the previous two seasons (2012-13) in the Miami Dolphins personnel department. Rager served as a scouting assistant in 2012 and was promoted to West Regional scout in 2013. From 2010-12, Rager worked as a Player Personnel

assistant at his alma mater, the University of Alabama, where he provided current information, evaluation and highlights for all Crimson Tide prospects. A native of Morris, Alabama, Rager received his Bachelor's degrees in Finance and Economics in 2010 and earned his Master's degree in Sport Management in 2012.



SCOTT CAMPBELL

AREA SCOUT

Scott Campbell joined the Saints in 2018. Campbell is entering his 33rd NFL season and came to New Orleans after spending 17 years with the Washington Redskins.

Prior to serving as serving as Senior Personnel Executive for Washington in 2017, Campbell served as the team's Director of College Scouting, a position in which he oversaw the team's college scouting department and set the team's draft board for the team's highly acclaimed 2017 draft class and played an integral role in identifying and selecting a number of impact contributors in the past several seasons

Campbell originally joined the Redskins in 2001 as Director of College Scouting, overseeing the area scouts and assisting with the Redskins' draft operations before heading up the scouting of pro personnel for the next four seasons. He returned in 2006 to take charge of the college scouting department, where he spent two seasons before being promoted to Director of Player Personnel. In 2015, he transitioned back to Director of College Scouting. Previously, Campbell spent the 2000 season in Chicago as Director of Pro Personnel, after three seasons in Kansas City, serving as a southeast area scout (1997-99).

Campbell began his NFL career with the Atlanta Falcons in 1987, serving as an assistant to his father, late Head Coach Marion Campbell - who also served as the defensive coordinator for the NFC Champion Philadelphia Eagles in 1980. He spent three years as the administrative assistant to the coaching staff, helping coordinate training camp, scouting, quality control and additional football logistics. In 1990, he moved over to Atlanta's personnel department fulltime for a seven-season run as an area scout. Campbell earned his bachelor's degree in education from the University of Georgia in 1984, where he played on the offensive line for three SEC Championship squads, including the 1980 National Championship team. He went on to earn a master's degree in education from Auburn University in 1986, while working with the Tigers' coaching staff as a graduate assistant from 1985-86.



JON SANDUSKY

AREA SCOUT

Jon Sandusky, a veteran of 18 seasons in player personnel, enters his fifth season with the New Orleans Saints as an area scout. Prior to coming to New Orleans, he spent five seasons with the Cleveland Browns, four as director of player personnel and one as a player personnel associate. He joined the Browns in 2010, after serving nine years in the player personnel department of the Philadelphia Eagles. He joined the Eagles in 2001 as an intern, served as pro scout from 2002-07 and was promoted to the club's director of pro personnel in 2008. Before joining the Eagles, Sandusky was a coaching intern in 2000 at Penn State.

A native of State College, Pa., Sandusky was a safety for Penn State from 1996-99 and earned a degree in exercise science. He was a member of the Big Ten's all-academic squad from 1998-99 and received the Frank Patrick Commitment Award in 1998 for his dedication, academics and conditioning.



CASEY TALLEY

AREA SCOUT

Casey Talley enters his fourth season as an area scout and his eighth year as a member of the Saints player personnel staff.

Prior to his promotion in 2016, Talley worked for two years as the club's combine scout. From 2012-13, he served as a player personnel assistant. In his role, he assisted the team's player personnel department in various areas, including evaluating both college and professional players, advance scouting of upcoming opponents, in-season tryouts and attending college pro days.

Talley graduated from the University of Oklahoma in 2011 with a bachelor's degree in business administration.



JOEY VITT, JR.

AREA SCOUT

Joey Vitt is in his 11th season with the Saints personnel department, for whom he's served a number of roles and his sixth as an area scout. He first joined the club in 2009 as a scouting assistant and served as a combine scout from 2012-14.

Vitt was born March 3, 1980 in Towson, Md. and majored in sports management at Towson. He is the son of longtime NFL coach Joe Vitt, who served as assistant head coach/linebackers with the Saints from 2006-16.




MIKE DIJULIO

AREA SCOUT

Mike DiJulio, a seven-year veteran of player personnel, enters his second season with New Orleans in 2019. He has been promoted to an area scout for this season after having served as the club's combine scout in 2018.

From 2014-16, DiJulio served as general manager of football operations for the Arena Football League's Orlando Predators, a time when the Predators qualified for the playoffs all three seasons, captured two division titles and advanced to the conference championship once. DiJulio also previously served as the director of player personnel of the Portland Thunder (2013-14) and as the director of communications/player personnel assistant of the Utah Blaze (2011-13)

DiJulio began his career in football as a research assistant for Scouting Services Inc. from 2009-11. He graduated from Washington State University with a bachelor's degree in social sciences.



PAUL ZIMMER

COLLEGE SCOUTING COORDINATOR/AREA SCOUT

Entering his 13th season with the Saints, Paul Zimmer is in his seventh year as college scouting coordinator, having also added area scouting responsibilities four years ago.

His main responsibilities include maintaining the day-to-day operations of the club's college scouting department regarding scouts' scheduling, processing and organizing the information gathered on draft-eligible players and maintaining a computer database of scouting reports. In addition to his coordinator responsibilities, Zimmer has been on the road scouting for the last four years. In 2017, he took over as the area scout for colleges in Louisiana, Mississippi, Arkansas, and Missouri. For the previous three years he served as the area scout for South Dakota, North Dakota, Minnesota, Montana, Iowa, and Nebraska.

The Sioux Falls, S.D. native served as a video assistant from 2010-13, where his primary duties were filming all games and practices, organizing weekly game film from other teams and creating specialized cutups for the coaching staff. He first joined the club as a ticket and suite sales account executive in 2007.

Zimmer played rugby at Northwest Missouri State and graduated in 2007 with a bachelor's degree in marketing.



JUSTIN MATTHEWS

PRO SCOUTING COORDINATOR

Entering his tenth season with the New Orleans Saints, Justin Matthews has a wide-range of responsibilities in the football operations department. In 2019, he will serve in his second season as the club's pro scouting coordinator after serving as a player/personnel analyst from 2015-17.

In his current position, he assists Pro Scouting Director Terry Fontenot in monitoring daily league transactions, overseeing free agency, evaluating pro players and the development of advance scouting reports. Matthews is responsible for preparing all special teams advances for upcoming opponents. In his current role he will continue to compile projects regarding leaguewide statistical trends and assisting Vice President of Football Administration Khai Harley with salary cap management and player and contract analysis. Prior to 2015, Matthews served as a

video assistant for two years, initially starting with the club in their stadium operations department in 2010 as the Manager of Business Operations.

A native of Cherry Hill, New Jersey, Matthews is a graduate of Tulane University with a bachelor's degree in both accounting and finance, and a master's of accountancy.



MATT PHILLIPS

COMBINE SCOUT

Matt Phillips enters his first season as the club's combine scout, and in his position works for the Saints and the National Scouting Combine. Phillips' reports on college prospects are shared with other teams that are members of the service.

Prior to being promoted, Phillips served as a scouting assistant with the Saints for two seasons. In his role, he assisted the team's player personnel department in various areas, including evaluating college and professional players, advance scouting of upcoming opponents, in-season tryouts and attending college pro days.

Phillips graduated from Ohio University in 2017 with a bachelor's degree in sports management and a minor in business administration. As an undergraduate he served as a football recruiting assistant. The Chicago native also served in summer athletic department internships at Northwestern University in 2014 and 2015.



RYAN HERMAN

FOOTBALL RESEARCH & STRATEGY

Ryan Herman enters his third season in the Saints player personnel department and his 12th in the NFL overall.

From 2010-2016, Herman fulfilled several roles for the Miami Dolphins and served as the club's director of football administration beginning in 2014. While attending Cornell University's School of Industrial and Labor Relations, Herman served as an intern in the labor law department of Proskauer Rose, L.L.P., where he provided litigation support to numerous Major League Baseball clubs during player salary arbitration hearings. Upon graduating from Cornell in 2004, he enrolled at Hofstra University School of Law, where he focused on labor and employment law and served as a law clerk for the NFL Management Council from 2006-2007. Prior to joining the Dolphins, Herman was an

attorney with Solferino & Solferino, L.L.P., and practiced commercial litigation in Mineola, New York.

Herman was born and raised in Northport, N.Y. He received a B.S. in Industrial and Labor Relations from Cornell, and earned his J.D. from Hofstra University in 2007. He became a member of the New York State Bar in November, 2008.



FRED McAFEE

DIRECTOR OF PLAYER ENGAGEMENT

With a wide-range of responsibilities centered around helping players and their families improve their quality of life as well as invest in their futures, Fred McAfee enters his 13th season in the front office, serving as director of player engagement. He also organizes continuing college education opportunities, internships, life skills training seminars, financial education classes and family assistance.

In addition, McAfee serves as a conduit between players and their dealings with coaches and management. He also helps rookies adjust to the National Football League and assists former players in making the transition into life after their careers. He was a longtime special teams standout as a Saints' player, and retired following the 2006 season after a 15-year career.

The transition to the front office has been smooth for McAfee, who was known as a positive influence in the locker room during his time in the league. He played in 194 games in his career, including 122 contests in two stints with New Orleans. Picked by the Saints in the sixth round of the 1991 NFL Draft out of Mississippi College, he played for three of the club's division champion teams and has been affiliated with the team for all seven, including the 2009 Super Bowl XLIV Championship campaign.

McAfee first played for the Saints from 1991-1993, leading New Orleans in rushing as a rookie with a career-high 494 yards. That season the Saints won their first NFC West division title. Following a seven-game stint with the Arizona Cardinals in 1994, he was signed by the Pittsburgh Steelers later that season. He stayed with the Steelers until 1998, and served as their special teams captain for two years. McAfee rejoined the Saints in 2000 following a brief stint in Tampa Bay and was voted to the Pro Bowl in 2002 for his stellar special teams play. His final game in New Orleans was the 2006 regular season finale vs. the Carolina Panthers, and one of the final carries of McAfee's career was a six-yard burst for a touchdown in the third quarter.

McAfee played at Mississippi College from 1987-90 and is the school's all-time leader in rushing (4,416), rushing touchdowns (38) and all-purpose yards (6,230).

FOOTBALL OPERATIONS

He graduated with a bachelor's degree in mass communications in 1991 and was inducted into the school's Athletic Hall of Fame in 2002, the Division II College Football Hall of Fame in 2011 and into the Mississippi Sports Hall of Fame in 2015. In 2007, he completed the NFL Managers Program at Stanford University's Executive Education Graduate School of Business. He has also completed his Athlete Development Professional Certification at the Wharton School of Business.


FOOTBALL OPERATIONS



**DEBBIE
GALLAGHER**
Exec. Asst. to the
EVP/GM



**DANNY
LAWLESS**
Director of Security



**JOE
KEMP**
Scouting Assistant



**BEN
AUTIN**
Football IT



**JOSH
SHEETZ**
Lead Systems
Developer



DOUG MILLER EXECUTIVE DIRECTOR OF FOOTBALL COMMUNICATIONS

Douglas Miller enters his 28th season in the National Football League and his 13th season with the Saints.

He is responsible for the day-to-day communications efforts of the Saints and the team's public relations efforts. He works closely with Executive Vice President/General Manager Mickey Loomis and Head Coach Sean Payton, as well as with Senior Vice President of Communications Greg Bensel on a myriad of organizational decisions.

Miller joined the Saints in 2006 after 15 seasons with the New York Jets, where he served in a variety of roles in the team's public relations efforts, including his past four as the team's director of public relations. He began his career in 1991 as an intern in the Jets' department before he was hired full-time. Miller has worked 12 Super Bowls and numerous AFC Championship games and has served on a variety of committees and working with the Super Bowl and NBA All-Star game committees.


Miller is originally from Pittsburgh and served as a student assistant in the Sports Information Department at the University of Pittsburgh as an undergraduate in the late 1980's. He completed his Bachelor of Arts from the State University of New York. Miller is married to Carolyn and the couple has two children, Tyler and Lauren, and reside on the Northshore.

FOOTBALL OPERATIONS

COMMUNICATIONS/DIGITAL MEDIA/PHOTOGRAPHY/ALUMNI STAFF



**DOUG
TATUM**
Executive Director
of Digital Media



**MICHAEL C.
HEBERT**
Director of
Photography




**JUSTIN
MACIONE**
Director of Football
Communications/
Publications Director



**ALEX
RESTREPO**
Director of Social
Media



**BETH
BLACKBURN**
Manager of Digital
Platforms




**EVAN
MEYERS**
Football Comm.
Manager/Legends
Coordinator



**LAYNE
MURDOCH JR.**
Digital Media Video/
Photo Manager



**JOHN
DESHAZIER**
Senior Writer/
Digital Media
Contributor



**JORDY
SPITALE**
Corporate
Communications
Manager



**ASHLEY
AMOSS**
Video Producer



**BRENDAN
HASSETT**
Video Producer




**BEN
JOHNSON**
Video Producer



**ANDY
WEILBAECHER**
Digital Developer



**CAROLINE
GONZALEZ**
Digital Media
Coordinator



**McKELL
FAVROT**
Digital Media
Content/Partnership
Manager



**LESLIE
GAMBONI**
Social Media
Coordinator




**SAM
SHANNON**
Digital Media
Associate



**DAVIS
FRIEND**
Football
Communications
Associate



**DAN
SIMMONS**
Alumni/Legends
Development
Coordinator



DAVE DESPOSITO

VIDEO DIRECTOR

Dave Desposito, who oversees the filming of all games and practices and edits the video on a daily basis for the coaches, scouts and front office personnel, enters his 18th season with the Saints as video director.

Desposito's responsibilities include breaking down the opponent's weekly game video and keeping a detailed archive for the coaching staff. Under his supervision, the Saints have also installed a state-of-the-art, digital editing system networked throughout the building via computer, accessible by the coaching and player personnel staff. Desposito also oversaw the club's upgrade to HD technology and is responsible for the "Thunder Cloud" tablet downloads of video for players, coaches and road scouts.

It's time-consuming work that involves late nights and tight deadlines, and the game film that Desposito and his staff generates – as well as that of every NFL team – is uploaded to a network that all 32 teams have access to.

Desposito came to New Orleans after serving as assistant video director from 1998-2001 for the Jacksonville Jaguars. He worked from 1993-97 for the New York Giants as an intern, coach's show assistant and video assistant.

A native of Little Ferry, N.J., Desposito graduated from William Paterson University with a degree in communications.

VIDEO STAFF



**JOE
ALLEY**
Assistant Video
Director



**TIM
YOUNGBLOOD**
Video Assistant



**BEN
MARTINEZ**
Video Assistant



BEAU LOWERY

DIRECTOR OF SPORTS MEDICINE

Beau Lowery, entering his 22nd year of experience in the athletic medical field, is in his third season as the club's director of sports medicine after serving as director of rehabilitation from 2015-16 and as an assistant athletic trainer/physical therapist in his first four seasons with the team.

Lowery came to the Saints in 2011 after spending two years as a physical therapist/athletic trainer at the Baton Rouge Orthopaedic Clinic and helping establish Traction Elite Physical Therapy in Baton Rouge, La. Lowery served as an associate athletic trainer/physical therapist at Louisiana State University from 2004-10. His primary responsibilities were serving as the physical therapist and athletic trainer for the baseball program during a period when they won one Southeastern Conference title, three conference tournament championships and one College World Series. Lowery also oversaw men's golf and cheerleading at LSU. While serving as a graduate assistant from 2004-05, he worked with the women's soccer and gymnastics programs. The Seminary, Miss. native also served as an adjunct professor at LSU for six years.

Lowery graduated from the University of Mississippi Medical Center in 1998 with a bachelor's degree in physical therapy. Following graduation, he worked as a physical therapist at South Central Regional Medical Center in Laurel, Miss. While working in Laurel, Lowery finished his athletic training internship at Jones County Junior College and Jones County High School in June, 2000. Lowery then became the outpatient physical therapy coordinator of South Central Regional Medical Center and the athletic trainer for Laurel High School.

Prior to his work at LSU, Lowery worked with the Pittsburgh Steelers for three summers. While a graduate assistant at LSU he earned his master's degree in kinesiology with an emphasis in motor behavior. Lowery completed the doctorate of physical therapy program through the University of Mississippi Medical Center in August, 2013. Lowery is also certified in Sports Physical Therapy through the American Board of Physical Therapy Specialists.



SCOTTIE PATTON

HEAD ATHLETIC TRAINER

Scottie Patton, a 28-year NFL veteran and entering his 20th season with the Saints has served as head athletic trainer for the club since 2000.

The Saints' athletic training department has earned a number of awards during Patton's tenure as head athletic trainer. The staff was honored as the 2007 Athletic Training Staff of the Year by the Southeastern Athletic Trainers Association. In 2006, they were honored as the Athletic Training Staff of the Year by both the Professional Football Athletic Trainers Society and the National Football League Physician's Society.

Patton served as an assistant athletic trainer with the Philadelphia Eagles from 1996-99 and as an assistant athletic trainer for San Francisco for the previous five years. With the 49ers, Patton was on the staff of the Super Bowl XXIX Champions. He has also served three times as an athletic trainer for the NFC squad at the Pro Bowl, including in 2007 with the Saints. With the club's Super Bowl XLIV triumph, Patton has been a member of two World Championship athletic training staffs.

Patton earned a bachelor's degree in Sports Medicine/Exercise Science from Appalachian State University in 1990. After enrolling in graduate school at the University of South Carolina, Patton completed his master's in Sports Medicine at San Jose State in 1996. A certified athletic trainer, he is a member of the National Athletic Trainers Association (NATA) and the Professional Football Athletic Trainers Society. The NATA's recognized him for 25 years of membership. In 2018 at the NATA Convention, which took place in New Orleans, Patton was honored with the organization's Bill Chisolm Professional Service Award, which recognized him for his contributions to the development and enhancement of diversity in the athletic training field.

Patton began his career as a graduate assistant athletic trainer at South Carolina (1990-91), as a student athletic trainer at Appalachian State (1986-90) and a summer training camp and assistant athletic trainer with the 49ers from 1988-89. During his final two years with the Eagles, Patton created the Patton Football/Athletic Training Clinic, a non-profit venture in the offseason that provided instruction in athletic training and football skills in his hometown of Gastonia, N.C.

Patton also organizes and hosts an annual Athletic Training Symposium at the Ochsner Sports Performance Center for high school students from all over the country who desire the opportunity to learn about athletic training from experts in the field.




BEN STOLLBERG ASSISTANT HEAD ATHLETIC TRAINER

Ben Stollberg is in his sixth season with the Saints and his first as Assistant Head Athletic Trainer.

Prior to joining the Saints, Stollberg served as an assistant athletic trainer at Mississippi State University from 2011-14. He worked with the Bulldogs football and women's tennis programs. In 2014, Stollberg received the Southeast Athletic Trainers Association's Backbone Award, which recognizes the region's outstanding assistant athletic trainer.

Stollberg studied at Louisiana State University and received a master's degree in kinesiology in 2011. He served as a graduate assistant at LSU from 2009-11, working with the football and men's & women's track & field/cross country programs. He graduated from Marquette University in 2009 with a bachelor of health sciences degree in athletic training.

Stollberg is a member of the National Athletic Trainers Association (NATA) and the Professional Football Athletic Trainers Society. Stollberg is certified in Active Release Techniques and is a certified Performance Enhancement Specialist through the National Academy of Sports Medicine (NASM).



JONATHAN GRESS DIRECTOR OF REHABILITATION

Jonathan Gress joined came to the New Orleans Saints in 2018 as an assistant athletic trainer after serving as assistant athletic trainer/physical therapist with the Miami Dolphins from 2014-17. In 2019, he has been promoted to director of rehabilitation where he will supervise the rehabilitation of injured players.

Prior to joining the Dolphins, Gress spent four years (2010-14) at the University of Arizona as an assistant athletic trainer/physical therapist. The Norman Ok. native received his master's degree in physical therapy from Oklahoma University in 2008 and an additional master's degree in athletic training at Texas Tech University in 2010.



KEVIN MANGUM

ASSISTANT ATHLETIC TRAINER

Among the club's longest-tenured employees, Assistant Athletic trainer Kevin Mangum works in conjunction with the other members of the training staff to maintain the overall health and welfare of the team while also treating and rehabilitating injured players.

A native of Tylertown, Miss., Mangum has collected a lengthy list of honors as he enters his 39th season with the Saints, including being inducted into the Louisiana Athletic Trainers Association Hall of Fame in 2008.

His contributions have helped the athletic training staff earn several awards, including the 2007 Southeastern Athletic Trainers' Association (SEATA) Professional Athletic Trainers Award, the Fain Cain Memorial Award in 2006 and the NFL Athletic Training Staff of the Year in 1986 and 2006. Mangum received the Southeast Athletic Trainers Association's 1991 Backbone Award, which recognizes the region's outstanding assistant athletic trainer. In 2015, he was the NFC recipient of the Tim Davey Assistant Athletic Trainer Award, as voted on by his NFL peers with the Professional Football Athletic Trainers Society.

Mangum was a student athletic trainer for two years at Southwest Mississippi Junior College and two more at the University of Southern Mississippi before joining the Saints in 1981. He received a bachelor's degree in athletic administration with a specialization in athletic training from USM in 1981, and an advanced degree in physical education from the University of New Orleans in 1988.

Mangum is a member of both the Southwest Mississippi Junior College and University of Southern Mississippi Sports Hall of Fames.



JAMIE MEEKS

DIRECTOR OF SPORTS NUTRITION

Jamie Meeks is a Registered Dietitian (RD) and a Board Certified Specialist in Sports Dietetics (CSSD). Meeks graduated from Louisiana State University in 2009 with a Bachelor's Degree in Nutritional Science (Dietetics). After graduation, she moved to Little Rock, Arkansas, to complete her Dietetic Internship at the University of Arkansas for Medical Sciences. After completing her internship and receiving her dietetics license, Meeks returned to LSU and earned her

Master's Degree in 2011 in Kinesiology with a concentration in Exercise Physiology.

Meeks was an LSU Cheerleader. As captain three of her four years, she cheered for some of LSU's greatest sport teams, including LSU's 2007 National Championship Football team, LSU's 2006 SEC Champions and Final Four Men's Basketball team, and LSU's 2007 Final Four Women's Basketball team. An athlete herself, Jamie also competed for LSU as a member of LSU Cheerleading's nationals team, which faces off against the most elite collegiate cheerleading teams in the nation every year at UCA College Nationals in Orlando, Florida.

After completing her education, Meeks became the Director of Sports Nutrition for LSU Athletics and was the first full-time dietitian on staff in the program's history. At LSU, she developed the sports nutrition program, which functions both to attend to the athletes' dietary needs as well as educate them on proper nutrition and fueling strategies for optimal performance. Meeks played a key role in establishing the Athletic Fueling Stations and the initial planning for a multi-million dollar athletic dining facility. Aside from building the program, she also created the Undergraduate Sports Nutrition Internship, which for the first time gave LSU's dietetic undergraduates an opportunity to gain hands-on nutrition experience working with elite athletes.

In 2015, Meeks returned home to New Orleans where she assumed the role of Director of Sports Nutrition for both the Saints and Pelicans. She now helps professional athletes maintain their nutrition and implement optimal strategies for fueling, hydrating, and supplementing their diets so that they're achieving peak performance both in their training and on the field. She provides medical nutritional therapy and works closely with the athletic trainers, strength coaches, and team doctors in counseling the team and individual players.

Meeks is a member of the Academy of Nutrition and Dietetics, Louisiana Dietetic Association, Collegiate and Professional Sports Dietitians Association, and the Sports Cardiovascular and Wellness Nutrition dietetic practice group.

MEDICAL STAFF



**DR. JOHN
AMOSS**
Team Physician



**DR. LARRY
"CHIP"
BANKSTON, JR.**
Head Team
Orthopedist



**DR. MICHAEL
HARTMAN**
Team Physician



**DR. W.
STEPHEN
CHOATE**
Team Physician



JOHN BAUMGARTNER

HEAD EQUIPMENT MANAGER

In 2019, Baumgartner enters his 17th season with organization, fifth as head equipment manager. In this role, he is responsible for the endless list of details that goes into filling the team's needs, including the purchase, upkeep and repair off all equipment and uniforms for players and coaches, the transportation of that equipment for road trips and training camp as well as the daily practice field arrangement.

He began his NFL career working in the equipment room for the Saints in 2003. In 2008 he was promoted to assistant equipment manager. He also served as head equipment manager of the club's Arena Football League entry, the New Orleans VooDoo in 2007, assisting in the club's equipment department from 2004-05.

In 2005, Baumgartner was a part of a Saints equipment staff that was selected in a vote by their peers for the Whitey Zimmerman Memorial Award, annually given to the NFL equipment staff that exceeds the usual demands of the position. That season, the equipment staff overcame extraordinary challenges in the forced evacuation from New Orleans because of Hurricane Katrina.

The son of former Saints defensive lineman Steve Baumgartner, John Baumgartner attended the University of Southern Mississippi, where he played on the offensive line from 2000-02. The Covington native graduated with a bachelor's degree in sports administration in 2004.

EQUIPMENT STAFF



**COREY
GAUDET**
Assistant
Equipment Manager



**JOEL
GASTRIGHT**
Equipment
Assistant



ADMINISTRATION



GREG BENSEL SENIOR VICE PRESIDENT OF COMMUNICATIONS AND BROADCASTING

With responsibilities that include serving as the team's official spokesman, overseeing all internal and external communications and being the primary liaison between the club and national and local media, Senior Vice President of Communications Greg BenseL enters his 23rd season with the Saints. In addition to overseeing communications and broadcasting efforts for the Saints, BenseL serves in the same role for the New Orleans Pelicans NBA franchise and manages the communications efforts of Gayle Benson's community giving and business enterprises, including her local automotive dealerships, numerous real estate holdings and Dixie Brewing Company.

BenseL also oversees and manages GMB Racing – the horse racing operation for Benson, a multi-million dollar horse business which she started in 2014. Three of GMB Racing's horses – Tom's Ready, Mo Tom and Lone Sailor, have competed in the Kentucky Derby. GMB Racing currently has nearly 25 horses in the racing stable that include veteran five-year olds as well as up and coming yearlings. In addition, BenseL works with the staff at the 1,000 acre Benson Farm at Greenwood Lodge in Paris, Ky., managing and planning breedings for the current Benson Farm broodmare band.

BenseL was promoted to vice president in 2006 after serving for nine seasons as director of media & public relations. In addition to supervising the staffs for both the Saints and Pelicans, his duties planning the long-range public relations initiatives for both clubs.

BenseL has also worked on the NFL public relations staffs for three Super Bowls. Prior to joining the Saints, BenseL was director of media relations for the Super Bowl XXXI Host Committee and the Greater New Orleans Sports Foundation. He has also served on the media committee for the NCAA Men's Final Four, the SEC Men's Basketball Tournament and the Sugar Bowl.

A New Orleans native who graduated from Jesuit High School and Tulane University, BenseL started his professional career as a media relations administrator for the PGA of America in Palm Beach Gardens, Fla., where he served on the public relations staffs for the 1991 PGA Championship, the 1991 Senior PGA Championship and the 1991 Ryder Cup.



BEN HALES

SENIOR VICE PRESIDENT/ CHIEF OPERATING OFFICER

Ben Hales was named Senior Vice President and Chief Operating Officer for the New Orleans Saints and New Orleans Pelicans in August, 2017 and oversees business operations, marketing and community initiatives for both teams, as well as other business ventures for Gayle Benson. Hales, who enters his 20th season with the Saints and eighth with the Pelicans, previously spent seven seasons as the Saints' Vice President of Marketing and Business Development.

On a daily basis, Hales directs the Saints' and Pelicans' marketing and creative efforts, as well as community initiatives and game and event presentation. He is also intricately involved in both clubs' critical planning of short-term and long-range marketing and operations efforts. Hales' duties also entail facility operations at the Mercedes-Benz Superdome and Smoothie King Center, broadcasting partnerships, promotions, advertising, special events and youth programs.

During the 2012-13 NBA season, the Hornets franchise announced that they would re-brand following the season and become the New Orleans Pelicans. Hales was instrumental in the re-branding efforts from start to finish, helping to first conceptualize the look to represent the Pelicans namesake and leading the planning for the official announcement in January, 2013.

In October, 2011, Hales finalized a ground-breaking ten-year naming rights deal for the Saints' iconic stadium with Mercedes-Benz USA. Throughout his tenure, he has helped create and implement a variety of innovative opportunities for both local and national partners to build relationships with the club, including the development of Patron Saints Partners, a premium sponsorship program. Under his direction the club added a sponsorship and fulfillment department, to ensure corporate partners receive the highest level of service.

The Saints have continued to increase the number and variety of television and radio programs after Hales assumed the role of the club's primary programming negotiator. In addition to three weekly in-season television programs, the Saints now produce numerous specials that have aired on three different local television stations throughout each season.

Hales joined the Saints in 2000 as a corporate sales account executive. In 2001, he was promoted to corporate sales and broadcasting manager before becoming a director the following year and assuming the responsibilities of business and marketing operations.

Prior to joining the Saints, Hales worked in television advertising in New Orleans. In addition to his community efforts on behalf of the team, Hales is a member of

the New Orleans City Park Board of Commissioners and the People's Health Champions Selection Committee while also serving on the Super Bowl Bid Executive Committee and the NCAA Final Four Committee. Hales has also recently served on the Super Bowl XLVII Host Committee Executive Committee and NBA All-Star Host Committee.

In 2013, Hales was honored as a Young Leadership Council (YLC) Role Model and was named as one of The Gambit's 40 under 40 in 2012.

A New Orleans native and longtime Saints terrace and plaza level season ticket holder before joining the club, Hales earned a degree in English from the University of Mississippi in 1996.



ED LANG

SENIOR VICE PRESIDENT/CHIEF FINANCIAL OFFICER

Ed Lang was named Senior Vice President/Chief Financial Officer for the New Orleans Saints and New Orleans Pelicans in June, 2012.

Entering his eighth year with the Saints and ninth with the Pelicans, Lang maintains the financial operations for both clubs, is the principal liaison with all vendors that service them and also oversees several administrative and operations departments. He supervises the business analytics, human resources, information technology and facilities and grounds departments for both clubs. Lang also has served as the primary contact for the NBA in related matters to his responsibilities since first being named CFO of the Pelicans franchise in 2011.

The Cincinnati native came to New Orleans following 13 years with the NHL's Nashville Predators in several different leadership capacities. For his last three years with the club he served as the team's President of Business Operations after the successful sale of the team to a new ownership group. Lang, who was with the franchise at its inception, began as the organization's Vice President/CFO and was named Executive Vice President of Finance and Administration/CFO in 2005.

Instrumental in assisting the club's founder Craig Leipold in securing the expansion franchise that became the Predators in 1997, Lang was one of the club's first employees, playing an important role in creating the organization's structure and establishing its business operations. He was in charge of all aspects of the Predators operations outside of hockey, including Bridgestone Arena operations and development of the club's long-term plans and goals. He was responsible for the franchise's business operations, which included ticket operations and sales, sponsorship sales, broadcasting, marketing, communications and development, administration and finances.

Prior to joining the Predators, Lang worked for S.C. Johnson and Son in Racine, Wisc. for 12 years. He served in a variety of business and financial capacities, including venture manager for the office of the chairman, financial support manager, North America professional markets; and financial project manager, corporate financial analysis.

In March, 2006, Lang was elected to the board of directors for Johnson Outdoors, a leading global outdoor recreation company. The company designs, manufactures and markets a portfolio of winning, consumer-preferred brands across four categories: watercraft, marine electronics, diving and outdoor equipment.

After moving to Nashville in 1997, Lang became very active in the Middle Tennessee community. He served as Chairman of Nashville's Adventure Science Center in 2008-10, and as a member on numerous boards, including the Nashville Convention and Visitors Bureau, the Nashville Downtown Partnership, Make-A-Wish Foundation of Middle Tennessee and the Nashville Predators Foundation. In 2011, Lang was appointed to the Loyola University New Orleans School of Business Visiting Committee. Lang was also appointed to the Southeast Louisiana Boy Scouts of America board in 2015.

A 1985 Indiana University graduate with a B.S. in finance, Lang received his MBA from Marquette University in 1992. He is an outdoor enthusiast and has competed in numerous triathlons, marathons and cycling events. He also enjoys skiing and mountain climbing.



VICKY NEUMEYER

SENIOR VICE PRESIDENT/GENERAL COUNSEL

Vicky Neumeyer was named Senior Vice President/General Counsel of the New Orleans Pelicans, in addition to serving in the same position for the New Orleans Saints, in June, 2012, overseeing all legal aspects of both teams.

Providing comprehensive legal consultation and services to the two clubs' executive staff and assuring compliance in all of the organizations' business endeavors, Neumeyer has been a key member of the Saints' front office since first joining the club in 2000 and was promoted to vice president/general counsel in 2006.

Her responsibilities include drafting key documents - including leases, sponsorship agreements and broadcast contracts - identifying and analyzing legal issues and presenting comprehensive recommendations.

A member of the Louisiana and federal bar associations, prior to joining the Saints, Neumeyer spent over five years as an in-house corporate litigation attorney.

ney for Exxon. Previously she served as a judicial clerk for the Supreme Court of Louisiana and was in private practice as a consultant to major corporate clients and law firms.

Neumeyer possesses extensive experience in Sports Law, including antitrust, labor and organizational matters. She also has a comprehensive background in CAD engineering, software development firm drafting, negotiating contracts worldwide, copyrighting and in handling legal business issues.

In 2004, Neumeyer was selected by the Saints to attend the Stanford Business School's Executive Education NFL-Stanford Program for Managers, an educational program and honor known league-wide as an important training ground for promising executives. She has also been invited to speak at several venues, including Harvard Law School, The Sports Lawyer's Association annual conferences, American Bar Association programs, Tulane Law School, and Loyola University New Orleans Law School. She sits on the boards of the Make-A-Wish Foundation (Texas Gulf Coast and Louisiana), The NOCCA Institute, the Arizona State University Sports Law Program as well as the Sports Lawyers' Association, and is actively involved with the Girl Scouts of Southeast Louisiana.

After completing her undergraduate work Summa Cum Laude at the University of Wisconsin, Neumeyer earned a Master of Science Degree in Audiology at the school. She graduated with honors from Loyola Law School and attained a Master of Law with Distinction with a dual emphasis in Intellectual Property Law and Sports Law from Tulane School of Law.



MICHAEL STANFIELD

SENIOR VICE PRESIDENT OF SALES

As Senior Vice President of Sales of the New Orleans Saints and New Orleans Pelicans, Michael Stanfield is a key member of the front office for both clubs. The long-time sports administrative executive is responsible for overseeing the entire consumer and corporate sales efforts for both the New Orleans Saints and New Orleans Pelicans, the

two revenue-producing facets of both organizations.

Entering his 20th season with the Saints and eighth with the Pelicans, Stanfield is responsible for all of both clubs' sales efforts - directing the sale of season tickets, group tickets, floor seats and corporate partnerships, developing sales executives to the next level in their field, supervising the lease of the Mercedes-Benz Superdome and Smoothie King Center luxury suites, managing food and beverage for both facilities, overseeing a vast merchandising business for both teams flanked by a Saints and Pelicans team store, as well as maintaining the clubs' high standards of customer service and retention.

Since taking over leadership of the Pelicans' ticket sales and merchandising efforts, the organization has seen an increase in season-ticket sales and merchandise sales that were the second-biggest growth in the NBA.

Under his direction, the Saints have surpassed the majority of the club's ticket sales milestones, including selling out on a season-ticket basis for the first time in franchise history in 2006 – a feat that has reached 13-straight seasons. In addition the club has leased every Superdome suite since the beginning of the 2008 campaign. Saints official merchandise has grown annually into one of the NFL's top sellers. Stanfield also supervises the ticket, suite sales and box office personnel on a daily basis, in addition to serving as the food and beverage service liaison with the Mercedes-Benz Superdome.

Since Stanfield's arrival in 2000, the Saints have sold out every contest in the Superdome but one. Prior to the 2006 season, an innovative season-ticket marketing program fueled the rise of filling the stadium on a season-ticket basis. Fans on all economic levels were reached in an effort to retain existing accounts while cultivating new ones, and those efforts built a waiting list that has continued to grow for season tickets for the first time in franchise history. In 2017, the team established a single-season regular season attendance record for games played at the Mercedes-Benz Superdome with 585,113 fans attending Saints games.

Stanfield has also helped oversee the institution of a direct mail and email database to generate ticket sales and excitement surrounding the club and initiated other creative promotional campaigns by using the club's ever-expanding social and new media platforms. The Saints have been ranked number one by the National Football League in Overall Gameday Satisfaction for the past two seasons in a survey conducted by the NFL's League Observation Program and third party Expert Review Audits of all 32 clubs in an eight-category review. In 2017, the Pelicans were ranked first in the NBA in season ticket holder satisfaction in a league-commissioned survey.

At the same time as making fan experience a top priority, Stanfield's also been deeply involved in the extension and expansion of the already sizable corporate sponsorship base for both clubs. In recent years, Stanfield has directed the extension of long-term agreements with numerous valued partners like Chevron, Cox Communications, Entergy and Verizon, as well as the expansion of the Ochsner Health System partnership to include naming rights for the Ochsner Sports Performance Center.

A graduate of St. Leo (Fla.) University, Stanfield started his career in sports, serving as the assistant general manager of the Clinton (Iowa), Class A baseball team in 1988 and had attained impressive sales results in sports prior to joining the Saints in 2000. In 2007, Stanfield completed Stanford Business School's Executive Education NFL-Stanford Program for Managers, an educational program and honor known league-wide as an important training ground for promising executives.

Stanfield is on the Board of Directors for the Jefferson Chamber of Commerce, and served a member of the Super Bowl XLVII Host Committee and the Executive Host Committee for the 2014 and 2017 NBA All-Star Games. A sports industry public speaker, Stanfield has given presentations at many national events. He is also an active speaker at numerous youth foundations and professional groups both nationally and throughout the Gulf South.

ADMINISTRATION


EXECUTIVE STAFF



**MELISSA
MANWARING**
Senior Executive
Assistant to the
Owner



**MELISSA
HOANG**
Personal Assistant
to the Owner



**CHARLES
VEDROS**
Personal Assistant
to the Owner

ADMINISTRATIVE STAFF



**DAVID
ADAMS**
Corporate Sales
Account Executive



**JUAN
AGUILERA**
Senior Corporate
Sales Account
Executive



**CARRIE
ALBRIGHT**
Season Ticket
Account Executive



**DAN
ASKIN**
Digital Marketing
Manager




**CHASE
ATKINSON**
Director of
Partnership Sales



**JAIMEE
BANKS**
Motion Graphics
Manager



**KELLY
BATISTA**
Director of
Partnership
Marketing




**NICK
BATISTA**
Premium Sales
Manager



**NICOLE
BATISTA**
Premium Service
Coordinator



**BRIAN
BEAN**
Premium Seating
Account Executive



**ADAM
BEGOUN**
Premium Service
Coordinator



**ERICA
BERNADAS**
Senior Manager
Partnership Sales



**GENA
BOUDREAUX**
Season Ticket
Account Manager




**ANDREW
BOYLAN**
Season Ticket
Account Executive



**GERALD
BRIDGES**
Corporate Sales
Account Executive

ADMINISTRATION



**SARA
BRIGNAC**
Saintsations
Manager



**CHARLENE
BROWN**
Receptionist



**JEANNE
BROWN**
Executive Assistant
to the President



**KYLE
CAMPBELL**
Director of
Gameday
Entertainment



**MEGAN
CARROLL**
Partnership
Marketing
Coordinator



**JOE
CHAVIS**
Ticket Operations &
Parking Services
Manager



**KEITH
CLAVERIE**
Manager of Creative
Services



**KIRK
COHEN**
Season Ticket
Account Executive



**ZAC
COOPER**
Season Ticket
Sales Manager



**JAMES
CROSBIE**
Director of
Production



**ASHLEY
DEATON**
Senior Director of
Saintsations



**FRANK
DePIZZO**
Director of
Operations



**MATT
DIXON**
Director of
Premium Seating



**KAITLIN
DONAHOE**
Partnership
Marketing
Coordinator



**PHILICIA
DOUGLAS**
Inside Sales
Manager



**KEVIN
FERGUSON**
Senior Premium
Seating Account
Executive



**ADAM
FOURNIER**
Youth Programs
Coordinator



**COREY
GARRITY**
Senior Service &
Retention Account
Executive



**JONATHAN
GIBSON**
Premium Seating
Account Executive



**COURTNEY
GROS**
Senior Service &
Retention Account
Executive

ADMINISTRATION



**TIM
GRZYCH**
Senior Service &
Retention Account
Executive



**CHRIS
GUIDRY**
Director of Group
Sales



**AMANDA
GULLETTE**
Receptionist




**CHRIS
HARPSTER**
Group Sales Account
Executive



**JOSH
HARRIS**
Operations Manager




**SHOTA
HASHIMOTO**
Motion Graphics
Manager



**DENTON
HUNTER**
Schools Program
Specialist



**DERRICK
JAMES**
Director of Ticket
Operations



**MARIANA
JEREZ**
Ticket Service
Manager



**STEPHANIE
JOHNSON**
Senior Service &
Retention Account
Executive



**TAYLOR
JOHNSON**
Partnership
Marketing
Coordinator



**KATIE
KRAJCKER**
Partnership
Marketing
Coordinator



**CHASE
LANGDON**
Partnership
Strategy Manager



**ANGELA
LEON**
Ticket Administration
Manager



**BLAKE
LEONARD**
Service & Retention
Account Executive



**SETH
LEWIS**
Motion Graphics
Coordinator




**EMILE
MAFFEI**
Premium Seating
Account Executive



**JONATHAN
MAHODY**
Shooter/Editor



**EAVAN
MARTIN**
Partnership
Marketing
Coordinator




**DUSTIN
MATHERNE**
Season Ticket
Account Executive

ADMINISTRATION




**JESSE
NANTZ**
Senior Group Sales
Account Executive



**DeANGELO
NORRIS**
Group Sales
Account Executive



**VIRGINIA
PACE**
Partnership
Marketing
Coordinator



**JENNA
ROMIG
PARENTON**
Director of
Partnership
Marketing



**AUSTIN
PASCO**
Community
Affair/Youth
Programs Manager



**STEPHEN
PATE**
Executive Director
of Community &
Governmental
Affairs



**CHRIS
PAYTON**
Youth Programs
Coordinator



**ROGER
PERRYMAN**
Service & Retention
Account Executive



**JONATHAN
PICK**
Ticket Operations
Coordinator



**JOHNNY
PIZZO**
Corporate Sales
Account Executive



**JIM
POLLINO**
Season Ticket
Account Executive



**BLAIR
POSITERRY**
Partnership
Creative Services
Coordinator



**KEVON
POWELL**
Season Ticket
Account Executive



**JESSICA
RICHARDSON**
Executive Director
of Marketing



**JOSH
RICHARDSON**
Executive Director
of Live Programming
& Broadcasting



**BRYAN
ROSS**
Executive Director
of Ticket Sales &
Service



**MARIO
SCARFALLOTO**
Senior Service &
Retention Account
Executive



**ALEX
SCHULTE**
Senior Director of
Partnership Sales



**ELICIA
BROUSSARD-
SHERIDAN**
Director of
Community Affairs



**BLAKE
SIMON**
Director of Ticket
Service & Retention

ADMINISTRATION



**LAUREN
SIMS**
Group Sales
Account Executive



**DAVID
STERN**
New Business
Development
Account Executive



**ASHLEY
THIEDKE**
Director of Premium
Services



**JORDAN
THOMAS**
Group Sales
Account Executive



**MOLLY
THREETON**
Retention and
Services
Coordinator



**IAN
TIGCHELAAR**
Senior Director of
Business/Marketing
Operations



**CHAD
VINCENT**
Graphic Designer




**MARSHE'
WASHINGTON**
Partnership
Marketing
Coordinator



**MATT
WEBB**
Executive Director
of Corporate
Partnerships

FINANCE & ACCOUNTING




**JAY
ROMIG**
Administrative
Director



**PATRICE
GUNTER**
Corporate Controller



**MALLORY
VEDROS**
Assistant Controller




**SHEILA
CHIMENTO**
Senior Staff
Accountant



**JOHN
BERFEKT**
Mail Clerk


BUSINESS ANALYTICS



**BEN
WANG**
Executive Director
of Business
Intelligence



**STEPHEN
NEAL**
Business Analytics
Analyst



**JUSTIN
LOEHN**
Business
Intelligence
Analyst



**KATE
MCCABE**
Business
Intelligence
Manager

ADMINISTRATION

LEGAL



**MATTHEW
SHARPE**
Staff Attorney

HUMAN RESOURCES



**PAT
McKINNEY**
Executive Director
of Human Resources



**MARY
VINET**
Benefits Manager




**ALYSSA
WALTER
HADDEN**
Human Resources
Generalist



**SHELLEY
BENNETT**
Payroll Manager

INFORMATION TECHNOLOGY




**JEFF
HUFFMAN**
Senior Director of
IT Security &
Administration




**JODY
BARBIER**
IT Director



**KEVIN
BREWER**
IT/Applications
Support Manager



**CHRIS
CHAPITAL**
Desktop Support
Specialist



**BROCK
ORRETT**
Desktop Support
Specialist

FACILITIES



**TERRY
ASHBURN**
Facilities Director




**WADE
VICKNAIR**
Assistant Facilities
Manager



**COREY
ROGERS**
Grounds
Superintendent



**GORDON
DUPLESSIS**
Facilities Assistant



**MICHAEL
EIFFERT**
Facilities Assistant



**CODY
VICKNAIR**
Facilities Assistant



RECORDS

CAREER LEADERS

Scoring

		TD	PAT	FG	Total
1.	Morten Andersen (1982-94)	0	412	302	1,318
2.	John Carney (2001-06, 09-10)	0	264	168	768
3.	Doug Brien (1995-2000)	0	144	123	513
4.	Marques Colston (2006-15)	72	0	0	432
5.	Garrett Hartley (2008-13)	0	176	82	422
6.	Wil Lutz (2016-)	0	148	87	409
7.	Mark Ingram II (2011-18)	55	3*	0	336
8.	Deuce McAllister (2001-09)	55	0	0	330
9.	Dalton Hilliard (1986-93)	53	0	0	318
10t.	Joe Horn (2000-06)	50	3*	0	306
10t.	Jimmy Graham (2010-14)	51	0	0	306

* - Two-point conversions

Touchdowns

		No.
1.	Marques Colston (2006-15)	72
2.	Deuce McAllister (2001-09)	55
	Mark Ingram II (2011-18)	55
4.	Dalton Hilliard (1986-93)	53
5.	Jimmy Graham (2010-14)	51
6.	Joe Horn (2000-06)	50
7.	Eric Martin (1985-93)	48
8.	Pierre Thomas (2007-14)	41
9.	Lance Moore (2005-13)	39
10.	Danny Abramowicz (1967-73)	37

Rushing Yards

Rushing Yards		Att.	Yards	Avg.	Long	TD
1.	Deuce McAllister (2001-09)	1,429	6,096	4.3	76t	49
2.	Mark Ingram II (2011-18)	1,321	6,007	4.6	75t	50
3.	George Rogers (1981-84)	995	4,267	4.3	79t	23
4.	Dalton Hilliard (1986-93)	1,126	4,164	3.7	65t	39
5.	Pierre Thomas (2007-14)	818	3,745	4.6	48	28
6.	Rueben Mayes (1986-88, 90)	837	3,408	4.1	50	23
7.	Chuck Muncie (1976-80)	788	3,393	4.3	69t	28
8.	Ricky Williams (1999-2001)	814	3,129	3.8	46	16
9.	Tony Galbreath (1976-80)	760	2,865	3.8	74t	27
10.	Mario Bates (1994-97)	678	2,554	3.8	74t	21

Passing Yards

Passing Yards		Yards	Att.	Comp.	Pct.	TD	Int.
1.	Drew Brees (2006-)	62,089	7,974	5,461	68.5	440	180
2.	Archie Manning (1971-75, 77-82)	21,734	3,335	1,849	55.4	115	156
3.	Aaron Brooks (2000-05)	19,156	2,771	1,563	56.4	120	84
4.	Bobby Hebert (1985-89, 91-92)	14,630	2,055	1,202	58.5	85	75
5.	Jim Everett (1994-96)	10,622	1,571	958	61.0	60	48
6.	Billy Kilmer (1967-70)	7,490	1,116	592	53.0	47	62
7.	Dave Wilson (1981, 83-88)	6,987	1,039	551	53.0	36	55
8.	Steve Walsh (1990-93)	3,879	620	336	54.2	25	22
9.	Ken Stabler (1982-84)	3,670	570	326	57.2	17	33
10.	Billy Joe Tolliver (1998-2000)	3,343	467	249	53.3	15	20

CAREER LEADERS

Passing Touchdowns

	TD	Att.	Comp.	Yards	Pct.	Int.
1. Drew Brees (2006-)	440	7,974	5,461	62,089	68.5	180
2. Aaron Brooks (2000-05)	120	2,771	1,563	19,156	56.4	84
3. Archie Manning (1971-75, 77-82)	115	3,335	1,849	21,734	55.4	156
4. Bobby Hebert (1985-89, 91-92)	85	2,055	1,202	14,630	58.5	75
5. Jim Everett (1994-96)	60	1,571	958	10,622	61.0	48
6. Billy Kilmer (1967-70)	47	1,116	592	7,490	53.0	62
7. Dave Wilson (1981, 83-88)	36	1,039	551	6,987	53.0	55
8. Steve Walsh (1990-93)	25	620	336	3,879	54.2	22
9. Ken Stabler (1982-84)	17	570	326	3,670	57.2	33
10. Bobby Scott (1973-82)	15	500	237	2,781	47.4	28
Billy Joe Tolliver (1998-2000)	15	467	249	3,343	53.3	20

Receptions

	Rec.	Yards	Avg.	Long	TD
1. Marques Colston (2006-15)	711	9,759	13.7	86t	72
2. Eric Martin (1985-93)	532	7,854	14.8	84	48
3. Joe Horn (2000-06)	523	7,622	14.6	72t	50
4. Jimmy Graham (2010-14)	386	4,752	12.3	59	51
5. Lance Moore (2005-13)	346	4,281	12.4	80t	38
6. Pierre Thomas (2007-14)	327	2,608	8.0	57	12
7. Michael Thomas (2016-)	321	3,787	11.8	72t	23
8. Danny Abramowicz (1967-73)	309	4,875	15.8	80t	37
9. Reggie Bush (2006-10)	294	2,142	7.3	74	12
10. Tony Galbreath (1976-80)	284	2,221	7.8	38	6

Receiving Yards

	Yards	Rec.	Avg.	Long	TD
1. Marques Colston (2006-15)	9,759	711	13.7	86t	72
2. Eric Martin (1985-93)	7,854	532	14.8	84	48
3. Joe Horn (2000-06)	7,622	523	14.6	72t	50
4. Danny Abramowicz (1967-73)	4,875	309	15.8	80t	37
5. Jimmy Graham (2010-14)	4,752	386	12.3	59	51
6. Devery Henderson (2004-12)	4,377	245	17.9	84t	21
7. Lance Moore (2005-13)	4,281	346	12.4	80t	38
8. Hoby Brenner (1981-93)	3,849	267	14.4	57	21
9. Michael Thomas (2016-)	3,787	321	11.8	72t	23
10. Quinn Early (1991-95)	3,758	270	13.9	70t	25

Punting Average (minimum 50 attempts)

	No.	Avg.	Long
1. Thomas Morstead (2009-)	570	46.9	70
2. Mark Royals (1997-98)	176	45.8	66
3. Mitch Berger (2003-05)	227	43.7	69
4. Steve Weatherford (2006-08)	166	43.5	61
5. Tommy Barnhardt (1987, 89-94, 99)	515	42.5	65
6. Tom McNeill (1967-69)	130	42.3	81
7. Brian Hansen (1984-88)	363	42.0	66
8. Steve O'Neal (1973)	81	41.7	71
9. Toby Gowin (2000-02)	211	41.6	62
10. Julian Fagan (1970-72)	225	41.6	71

Punt Return Average

(minimum 20 returns)

	No.	Yds.	Avg.	Long	TD
1. Mel Gray (1986-88)	49	657	13.4	80	1
2. Andre Hastings (1997-99)	23	305	13.3	76	0
3. Eric Guliford (1997-98)	57	599	10.5	40	0
4. Michael Lewis (2001-06)	142	1,482	10.4	83t	1
5. Howard Stevens (1973-74)	54	547	10.1	40	0
6. Pete Athas (1976)	35	332	9.5	67	0
7. Marcus Murphy (2015-16)	34	318	9.4	74t	1
8. Tommy Lee Lewis (2016-18)	36	335	9.31	59	0
9. Chad Morton (2000)	30	278	9.26	51	0
10. Tyrone Hughes (1993-96)	116	1,060	9.1	83t	2

Kickoff Return Average

(minimum 25 returns)

	No.	Yds.	Avg.	Long	TD
1. Walt Roberts (1967)	28	737	26.3	91t	1
2. Darren Sproles (2011-13)	70	1,827	26.1	92	0
3. John Gilliam (1967-68, 1977)	31	809	26.1	94t	1
4. Courtney Roby (2008-12)	94	2,411	25.6	97t	1
5. Eric Guliford (1997-98)	61	1,559	25.6	102t	1
6. Tyrone Hughes (1993-96)	229	5,717	25.0	99t	3
7. Travaris Cadet (2012-16)	63	1,531	24.3	82	0
8. Michael Lewis (2001-06)	243	5,903	24.3	97t	3
9. Deuce McAllister (2001-09)	45	1,091	24.2	63	0
10. Pierre Thomas (2007-14)	82	1,949	23.8	88	0

Interceptions

	No.	Yds.	Avg.	Long	TD
1. Dave Waymer (1980-89)	37	395	10.7	44	0
2. Tommy Myers (1972-81)	36	621	17.3	97t	2
3. Sammy Knight (1997-2002)	28	464	16.6	91t	4
4. Gene Atkins (1987-93)	21	324	15.4	79	0
5. Dave Whitsell (1967-69)	19	236	12.4	41t	2
6. Johnnie Poe (1981-87)	17	267	15.7	40t	2
7. Toi Cook (1987-93)	16	280	17.5	63t	2
8. Ernie Jackson (1972-77)	15	187	12.5	46	0
Brett Maxie (1985-93)	15	206	13.7	50t	3
10. Fred Thomas (2000-07)	13	140	10.8	43	0
Mike McKenzie (2004-09)	13	267	20.5	75t	2

Quarterback Sacks (since 1982)

	No.
1. Rickey Jackson (1981-93)	115.0
2. Wayne Martin (1989-99)	82.5
3. Pat Swilling (1986-92)	76.5
4. Cameron Jordan (2011-)	71.5
5. Will Smith (2004-12)	67.5
6. Frank Warren (1981-89, 91-94)	52.5
7. Joe Johnson (1994-98, 2000-01)	50.5
8. La'Roi Glover (1997-2001)	50.0
9. Charles Grant (2002-09)	47.0
10. Jim Wilks (1981-93)	45.5

CAREER LEADERS

Field Goals

	Att.	Made	Pct.	Long
1. Morten Andersen (1982-94)	389	302	.776	60
2. John Carney (2001-06, 09-10)	203	168	.828	53
3. Doug Brien (1995-2000)	149	123	.826	56
4. Wil Lutz (2016-)	100	87	.870	57
5. Garrett Hartley (2008-13)	101	82	.812	55
6. Charlie Durkee (1967-68, 71-72)	101	52	.515	47
7. Tom Dempsey (1969-70)	75	40	.533	63
8. Rich Szaro (1975-78)	57	37	.649	50
9. John Kasay (2011)	34	28	.824	53
10. Bill McClard (1973-75)	45	23	.511	47
Benny Ricardo (1980-81)	42	23	.548	47

Games Played (minimum 100)

	No.		No.
1. QB Drew Brees (2006-)	205	30. RB Fred McAfee (1991-93, 2000-06)	122
2. K Morten Andersen (1982-94)	196	31. LB Vaughan Johnson (1986-93)	120
3. LB Rickey Jackson (1981-93)	195	32. S Brett Maxie (1985-93)	118
4. DE Frank Warren (1981-89, 91-94)	189	DE Charles Grant (2002-09)	118
5. T Stan Brock (1980-92)	186	34. P Tommy Barnhardt (1987, 89-94, 99)	110
6. DT/DE Jim Wilks (1981-93)	183	35. T Dave Lafary (1977-85)	109
7. TE Hoby Brenner (1981-93)	175	CB Fred Thomas (2000-07)	109
8. DT Wayne Martin (1989-99)	171	37. RB Dalton Hilliard (1986-93)	108
9. DT Derland Moore (1973-85)	170	K John Carney (2001-06, 09-10)	108
10. G Jahri Evans (2006-16)	169	39. LB Pat Swilling (1986-92)	107
11. T Zach Strief (2006-17)	158	S Gene Atkins (1987-93)	107
P Thomas Morstead (2009-)	158	41. G Jake Kupp (1967-75)	106
13. G/T Jim Dombrowski (1986-96)	151	DE Joe Johnson (1994-98, 2000-01)	106
14. DB Dave Waymer (1980-89)	149	RB Mark Ingram II (2011-18)	106
15. WR Marques Colston (2006-15)	146	44. DE/DT Willie Whitehead (1999-06)	105
16. LS Kevin Houser (2000-08)	144	RB Pierre Thomas (2007-14)	105
17. WR Eric Martin (1985-93)	143	46. DE/LB Renaldo Turnbull (1990-96)	104
18. C Joel Hilgenberg (1984-93)	142	47. DT Elex Price (1973-80)	103
19. DE Will Smith (2004-12)	139	48. FB/RB Wayne Wilson (1979-86)	102
20. C John Hill (1975-84)	138	DE/DT Bruce Clark (1982-88)	102
21. S Tommy Myers (1972-81)	136	WR Joe Horn (2000-06)	102
22. QB Archie Manning (1971-75, 77-82)	134	LS Justin Drescher (2010-16)	102
TE John Tice (1983-92)	134	52. TE Larry Hardy (1978-85)	101
24. LB Sam Mills (1986-94)	133	CB Toi Cook (1987-93)	101
25. T William Roaf (1993-2001)	131	WR Lance Moore (2005-13)	101
26. LB Joe Federspiel (1972-80)	130	55. CB Johnnie Poe (1981-87)	100
27. DE Cameron Jordan (2011-)	128	C Jerry Fontenot (1997-2003)	100
28. WR Devery Henderson (2004-12)	124		
S Roman Harper (2006-13, 2016)	124		

YEARLY LEADERS

Scoring

		TD	PAT	FG	Points
1967 –	Charlie Durkee	-	27-27	14-32	69
1968 –	Charlie Durkee	-	27-27	19-37	84
1969 –	Tom Dempsey	-	33-35	22-41	99
1970 –	Tom Dempsey	-	16-17	18-34	70
1971 –	Charlie Durkee	-	24-25	16-23	72
1972 –	Danny Abramowicz	7	-	-	42
1973 –	Bill McClard	-	9-9	13-24	48
1974 –	Bill McClard	-	19-20	9-16	46
1975 –	Rich Szaro	-	17-17	10-16	47
1976 –	Rich Szaro	-	18-23	25-29	79
1977 –	Henry Childs	9	-	-	54
1978 –	Tony Galbreath	7	0-1	-	42
	Chuck Muncie	7	-	-	42
1979 –	Garo Yepremian	-	39-40	12-16	75
1980 –	Benny Ricardo	-	31-34	10-17	61
1981 –	George Rogers	13	-	-	78
1982 –	Wayne Wilson	5	-	-	30
1983 –	Morten Andersen	-	37-38	18-24	91
1984 –	Morten Andersen	-	34-34	20-27	94
1985 –	Morten Andersen	-	27-29	31-35	120
1986 –	Morten Andersen	-	30-30	26-30	108
1987 –	Morten Andersen	-	37-37	28-36	121
1988 –	Morten Andersen	-	32-33	26-36	110
1989 –	Dalton Hilliard	18	-	-	108
1990 –	Morten Andersen	-	29-29	21-27	92
1991 –	Morten Andersen	-	38-38	25-32	113
1992 –	Morten Andersen	-	33-34	29-34	120
1993 –	Morten Andersen	-	33-33	28-35	117
1994 –	Morten Andersen	-	32-32	28-39	116
1995 –	Doug Brien	-	16-16	12-17	52
1996 –	Doug Brien	-	18-18	21-25	81
1997 –	Doug Brien	-	22-22	23-27	91
1998 –	Doug Brien	-	31-31	20-22	91
1999 –	Doug Brien	-	20-21	24-29	92
2000 –	Doug Brien	-	37-37	23-29	106
2001 –	John Carney	-	32-32	27-31	113
2002 –	John Carney	-	37-37	31-35	130
2003 –	John Carney	-	36-37	22-30	102
2004 –	John Carney	-	38-38	22-27	104
2005 –	John Carney	-	22-22	25-32	97
2006 –	John Carney	-	46-47	23-25	115
2007 –	Marques Colston	11	-	-	66
2008 –	Pierre Thomas	12	-	-	72
2009 –	John Carney	-	50-52	13-17	89
2010 –	Garrett Hartley	-	40-40	20-25	100
2011 –	John Kasay	-	63-63	28-34	147
2012 –	Garrett Hartley	-	57-57	18-22	111
2013 –	Garrett Hartley	-	41-41	22-30	101
2014 –	Shayne Graham	-	46-47	19-22	103
2015 –	Kai Forbath	-	33-34	9-13	60
2016 –	Wil Lutz	-	49-50	28-34	133
2017 –	Wil Lutz	-	47-50	31-36	140
2018 –	Wil Lutz	-	52-53	28-30	136

Rushing Yards

	Att.	Yds.	Avg.	Long	TD
1967 – Jim Taylor	130	390	3.0	16	2
1968 – Don McCall	155	637	4.1	48	4
1969 – Andy Livingston	181	761	4.2	18	5

YEARLY LEADERS

RUSHING YARDS, continued	Att.	Yds.	Avg.	Long	TD
1970 – Tony Baker	82	337	4.1	29	1
1971 – Jim Strong	95	404	4.3	39	3
1972 – Bob Gresham	121	381	3.1	23	3
1973 – Jess Phillips	198	663	3.3	20	0
1974 – Alvin Maxson	165	714	4.3	66t	2
1975 – Mike Strachan	161	668	4.1	21	2
1976 – Chuck Muncie	149	659	4.4	51	2
1977 – Chuck Muncie	201	811	4.0	36	6
1978 – Tony Galbreath	186	635	3.4	20t	5
1979 – Chuck Muncie	238	1,198	5.0	69t	11
1980 – Jimmy Rogers	80	366	4.6	24	1
1981 – George Rogers	378	1,674	4.4	79t	13
1982 – George Rogers	122	535	4.4	38	3
1983 – George Rogers	256	1144	4.5	76t	5
1984 – George Rogers	239	914	3.8	28	2
1985 – Wayne Wilson	168	645	3.8	41t	1
1986 – Rueben Mayes	286	1,353	4.7	50	8
1987 – Rueben Mayes	243	917	3.8	38	5
1988 – Dalton Hilliard	204	823	4.0	36	5
1989 – Dalton Hilliard	344	1,262	3.7	40	13
1990 – Craig Heyward	129	599	4.6	47t	4
1991 – Fred McAfee	109	494	4.5	34	2
1992 – Vaughn Dunbar	154	565	3.7	25	3
1993 – Derek Brown	180	705	3.9	60	2
1994 – Mario Bates	151	579	3.8	40	6
1995 – Mario Bates	244	951	3.9	66t	7
1996 – Mario Bates	164	584	3.6	33	4
1997 – Ray Zellars	156	552	3.5	27	4
1998 – Lamar Smith	138	457	3.3	33	1
1999 – Ricky Williams	253	884	3.5	25	2
2000 – Ricky Williams	248	1,000	4.0	26t	8
2001 – Ricky Williams	313	1,245	4.0	46	6
2002 – Deuce McAllister	325	1,388	4.3	62	13
2003 – Deuce McAllister	351	1,641	4.7	76t	8
2004 – Deuce McAllister	351	1,074	4.0	71	9
2005 – Antowain Smith	166	659	4.0	42	3
2006 – Deuce McAllister	244	1,057	4.3	57	10
2007 – Reggie Bush	157	581	3.7	22	4
2008 – Pierre Thomas	129	625	4.8	42t	9
2009 – Pierre Thomas	147	793	5.4	34t	6
2010 – Chris Ivory	137	716	5.2	55t	5
2011 – Darren Sproles	87	603	6.9	36	2
2012 – Mark Ingram II	156	602	3.9	31	5
2013 – Pierre Thomas	147	549	3.7	18	2
2014 – Mark Ingram II	226	964	4.3	31	9
2015 – Mark Ingram II	166	769	4.6	70	6
2016 – Mark Ingram II	205	1,043	5.1	75t	6
2017 – Mark Ingram II	230	1,124	4.9	72	12
2018 – Alvin Kamara	194	883	4.6	49t	14

Longest Rush

1967 – Don McCall, 48t at Washington, 12/17	1975 – Steve Rogers, 22 vs. Chicago, 12/21
1968 – Don McCall, 48 vs. Washington, 9/22	1976 – Tony Galbreath, 74t at Kansas City, 9/26
1969 – Tony Baker, 54 at St. Louis, 11/2	1977 – Chuck Muncie, 36 vs. L.A. Rams, 10/30
1970 – Tony Baker, 27 at St. Louis, 10/11	1978 – Chuck Muncie, 28 at Atlanta, 11/26
1971 – Jim Strong, 39 at San Francisco, 11/14	1979 – Chuck Muncie, 69t vs. Atlanta, 9/2
1972 – Bill Butler, 27 at Atlanta, 11/12	1980 – Tony Galbreath, 26 at L.A. Rams, 9/2
1973 – Archie Manning, 23 at L.A. Rams, 11/11	1981 – George Rogers, 79t at Cleveland, 10/18
1974 – Alvin Maxson, 66t vs. St. Louis, 12/8	1982 – George Rogers, 38 at San Francisco, 11/28

YEARLY LEADERS

LONGEST RUSH, continued

1983 –	George Rogers, 76t vs. St. Louis, 9/4	2001 –	Deuce McAllister, 54t at Atlanta, 12/9
1984 –	Hokie Gajan, 62t at Dallas, 10/21	2002 –	Deuce McAllister, 62 vs. Green Bay, 9/15
1985 –	Earl Campbell, 45 at Atlanta, 12/22	2003 –	Deuce McAllister, 76t at Philadelphia, 11/23
1986 –	Rueben Mayes, 50 vs. New England, 11/30	2004 –	Deuce McAllister, 71 at Carolina, 1/2/05
1987 –	Rueben Mayes, 38 vs. San Francisco, 10/25	2005 –	Antowain Smith, 42 vs. Chicago, 11/6
1988 –	Craig Heyward, 73t vs. L.A. Raiders, 10/23	2006 –	Deuce McAllister, 57 vs. Tampa Bay, 10/8
1989 –	Dalton Hilliard, 40 vs. L.A. Rams, 11/26	2007 –	Aaron Stecker, 26 vs. Philadelphia, 12/23
1990 –	Gill Fenerty, 60t at L.A. Rams, 12/9	2008 –	Reggie Bush, 43 vs. Atlanta, 12/7
1991 –	Dalton Hilliard, 65t at Atlanta, 9/29	2009 –	Reggie Bush, 55 at St. Louis, 11/15
1992 –	Vaughn Dunbar, 25 at Atlanta, 9/20	2010 –	Chris Ivory, 55t at Cincinnati, 12/5
1993 –	Lorenzo Neal, 74t at Atlanta, 9/12	2011 –	Darren Sproles, 36 vs. Atlanta, 12/26
1994 –	Mario Bates, 40 vs. Dallas, 12/19	2012 –	Chris Ivory, 56t vs. Atlanta, 11/11
1995 –	Mario Bates, 66t at New England, 12/3	2013 –	Darren Sproles, 38 vs. Carolina, 12/8
1996 –	Ray Zellars, 63 vs. Chicago, 10/13	2014 –	Joseph Morgan, 67 vs. Baltimore, 11/24
1997 –	Mario Bates, 74t vs. Detroit, 9/21	2015 –	Mark Ingram II, 70 at Washington, 11/15
1998 –	Lamar Smith, 33 at Indianapolis, 9/27	2016 –	Mark Ingram II, 75t at San Francisco, 11/6
1999 –	Billy Joe Tolliver, 33 at Chicago, 10/3	2017 –	Alvin Kamara, 74t at L.A. Rams, 11/26
2000 –	Fred McAfee, 40 vs. Carolina, 10/15; Jerald Moore, 40 vs. St. Louis, 12/24	2018 –	Alvin Kamara, 49t at N.Y. Giants, 9/30

Passing Yards

Passing Yards		Att.	Comp.	Yards	Pct.	Long	Int	TD
1967 –	Gary Cuozzo	260	134	1,562	51.5	49	12	7
1968 –	Billy Kilmer	315	167	2,060	53.0	51	17	15
1969 –	Billy Kilmer	360	193	2,532	53.6	52	17	20
1970 –	Billy Kilmer	237	135	1,557	56.9	46	17	6
1971 –	Edd Hargett	210	96	1,191	45.7	49	5	6
1972 –	Archie Manning	448	230	2,781	51.3	66t	21	18
1973 –	Archie Manning	267	140	1,642	52.4	65t	12	10
1974 –	Archie Manning	261	134	1,429	51.3	79t	16	6
1975 –	Archie Manning	338	159	1,685	47.0	71t	17	7
1976 –	Bobby Douglass	212	103	1,288	48.6	74	8	4
1977 –	Archie Manning	205	113	1,284	55.1	59t	9	8
1978 –	Archie Manning	471	291	3,416	61.8	71t	16	17
1979 –	Archie Manning	420	252	3,169	60.0	85	20	15
1980 –	Archie Manning	509	309	3,716	60.7	56	20	23
1981 –	Archie Manning	232	134	1,447	57.8	55	11	5
1982 –	Ken Stabler	189	117	1,343	61.9	48	10	6
1983 –	Ken Stabler	311	176	1,988	56.6	48	18	9
1984 –	Richard Todd	312	161	2,178	51.6	74	19	11
1985 –	Dave Wilson	293	145	1,843	49.5	50	15	11
1986 –	Dave Wilson	342	189	2,353	55.3	63t	12	7
1987 –	Bobby Hebert	294	164	2,119	55.8	67	9	15
1988 –	Bobby Hebert	478	280	3,156	58.6	40t	15	20
1989 –	Bobby Hebert	353	222	2,686	62.9	54t	15	15
1990 –	Steve Walsh	327	175	1,970	53.5	58	13	12
1991 –	Bobby Hebert	248	149	1,676	60.1	65t	8	9
1992 –	Bobby Hebert	422	249	3,287	59.0	72t	16	19
1993 –	Wade Wilson	388	221	2,457	57.0	42t	15	12
1994 –	Jim Everett	540	346	3,855	64.1	78t	18	22
1995 –	Jim Everett	567	345	3,970	60.8	70t	14	26
1996 –	Jim Everett	464	267	3,117	57.5	51	16	12
1997 –	Heath Shuler	203	106	1,288	52.2	89t	14	2
1998 –	Billy Joe Tolliver	199	110	1,427	55.3	82t	4	8
1999 –	Billy Joe Tolliver	268	139	1,916	51.9	57	16	7
2000 –	Jeff Blake	302	184	2,025	60.9	49t	9	13
2001 –	Aaron Brooks	558	312	3,832	55.9	63	22	26
2002 –	Aaron Brooks	528	283	3,685	53.6	64	15	27
2003 –	Aaron Brooks	518	306	3,546	59.1	76t	8	24
2004 –	Aaron Brooks	542	309	3,810	57.0	57	16	21

YEARLY LEADERS

PASSING YARDS, continued	Att.	Comp.	Yards	Pct.	Long	Int	TD
2005 – Aaron Brooks	431	240	2,882	55.7	66	17	13
2006 – Drew Brees	554	356	4,418	64.3	86t	11	26
2007 – Drew Brees	652	440	4,423	67.5	58	18	28
2008 – Drew Brees	635	413	5,069	65.0	84t	17	34
2009 – Drew Brees	514	363	4,388	70.6	75t	11	34
2010 – Drew Brees	658	448	4,620	68.1	80t	22	33
2011 – Drew Brees	657	468	5,476	71.2	79t	14	46
2012 – Drew Brees	670	422	5,177	63.0	80t	19	43
2013 – Drew Brees	650	446	5,162	68.6	76t	12	39
2014 – Drew Brees	659	456	4,952	69.2	69t	17	33
2015 – Drew Brees	627	428	4,870	68.3	80t	11	32
2016 – Drew Brees	673	471	5,208	70.0	98t	15	37
2017 – Drew Brees	536	386	4,334	72.0	54t	8	23
2018 – Drew Brees	489	364	3,992	74.4	72t	5	32

Longest Pass Completion

1967 – 96, Billy Kilmer to Walter Roberts at Philadelphia, 11/19
1968 – 51, Billy Kilmer to Jim Hester vs. Pittsburgh, 12/15
1969 – 70, Jim Ninowski to Don Shy at L.A. Rams, 10/5
1970 – 49, Edd Hargett to Bob Shaw at Cincinnati, 11/29
1971 – 63, Archie Manning to Danny Abramowicz at Houston, 10/3
1972 – 66t, Archie Manning to Dave Parks at N.Y. Giants, 10/8
1973 – 65t, Archie Manning to Jubilee Dunbar at Los Angeles, 11/11
1974 – 79t, Archie Manning to Bob Newland vs. Los Angeles, 11/17
1975 – 71t, Archie Manning to Larry Burton vs. Atlanta, 11/2
1976 – 74, Bobby Douglass to Tinker Owens vs. San Francisco, 12/12
1977 – 59t, Archie Manning to Henry Childs vs. Green Bay, 9/18
1978 – 71t, Archie Manning to Larry Hardy at Atlanta, 11/26
1979 – 85, Archie Manning to Wes Chandler at San Francisco, 9/23
1980 – 56, Archie Manning to Brooks Williams vs. Atlanta, 10/19
1981 – 55, Archie Manning to Wayne Wilson at Cleveland, 10/18
1982 – 48, Ken Stabler to Aundra Thompson at Chicago, 9/19
1983 – 48, Ken Stabler to Kenny Duckett at L.A. Rams, 9/11
1984 – 74, Richard Todd to Tyrone Young at Chicago, 10/7
1985 – 76t, Bobby Hebert to Eugene Goodlow vs. San Francisco, 12/15
1986 – 84, Bobby Hebert to Eric Martin vs. Green Bay, 9/14
1987 – 82t, John Fourcade to Mike Waters vs. L.A. Rams, 10/4
1988 – 40, Bobby Hebert to John Tice vs. Dallas, 10/3
40t, Bobby Hebert to Eric Martin vs. Denver, 11/20
1989 – 54t, Bobby Hebert to Floyd Turner at Rams, 10/22
54t, John Fourcade to Dalton Hilliard at Buffalo, 12/10
1990 – 68t, John Fourcade to Floyd Turner at Atlanta, 10/7
1991 – 65t, Bobby Hebert to Floyd Turner vs. Chicago, 10/27
1992 – 72t, Bobby Hebert to Wesley Carroll vs. Chicago, 9/13
1993 – 63t, Mike Buck to Quinn Early at Pittsburgh, 10/17
1994 – 78t, Jim Everett to Michael Haynes at Atlanta, 12/11
1995 – 70t, Jim Everett to Quinn Early vs. Atlanta, 9/17
1996 – 57t, Doug Nussmeier to Terry Guess vs. Atlanta, 12/8
1997 – 89t, Heath Shuler to Randal Hill at Chicago, 10/5
1998 – 89t, Kerry Collins to Andre Hastings vs. Dallas, 12/6
1999 – 90t, Billy Joe Hobert to Eddie Kennison vs. Atlanta, 10/10
2000 – 53t, Aaron Brooks to Willie Jackson vs. Oakland, 11/19
2001 – 63, Aaron Brooks to Willie Jackson at San Francisco, 11/11
2002 – 64, Aaron Brooks to Jerome Pathon vs. Pittsburgh, 10/6
2003 – 76t, Aaron Brooks to Donté Stallworth vs. Dallas, 12/28
2004 – 57, Aaron Brooks to Joe Horn vs. Kansas City, 11/14
2005 – 66, Aaron Brooks to Devery Henderson at Minnesota, 9/25
2006 – 86t, Drew Brees to Marques Colston at Carolina, 10/1
2007 – 58, Drew Brees to David Patten at Tampa Bay, 9/16

YEARLY LEADERS

LONGEST PASS COMPLETION, continued

- 2008 – 84t, Drew Brees to Devery Henderson vs. Tampa Bay, 9/7**
2009 – 75t, Drew Brees to Devery Henderson vs. New England, 11/30
2010 – 80t, Drew Brees to Lance Moore vs. Atlanta, 9/26
2011 – 79t, Drew Brees to Devery Henderson vs. Chicago, 9/18
2012 – 80t, Drew Brees to Joseph Morgan at Green Bay, 9/30
2013 – 76t, Drew Brees to Kenny Stills vs. Tampa Bay, 12/29
2014 – 69t, Drew Brees to Kenny Stills at Pittsburgh, 11/30
2015 – 80t, Drew Brees to C.J. Spiller vs. Dallas, 10/4
2016 – 98t, Drew Brees to Brandin Cooks vs. Oakland, 9/11
2017 – 54t, Drew Brees to Ted Ginn Jr. vs. Atlanta, 12/24
54, Drew Brees to Brandon Coleman vs. Chicago, 10/29
2018 – 72t, Drew Brees to Michael Thomas vs. L.A. Rams, 11/4

Receiving Yards

		No.	Yds.	Avg.	Long	TD
1967 –	Danny Abramowicz	50	721	14.4	80t	6
1968 –	Danny Abramowicz	54	890	16.4	47t	7
1969 –	Danny Abramowicz	73	1,015	13.9	49t	7
1970 –	Danny Abramowicz	55	906	16.5	48	5
1971 –	Danny Abramowicz	37	657	17.8	63	5
1972 –	Bob Newland	47	579	12.3	42	2
1973 –	John Beasley	31	280	9.0	22	1
1974 –	Alvin Maxson	42	294	7.0	22	1
1975 –	Alvin Maxson	41	234	5.7	33	0
1976 –	Tony Galbreath	54	420	7.8	35	1
1977 –	Tony Galbreath	41	265	6.5	30	0
1978 –	Tony Galbreath	74	582	7.9	35	2
1979 –	Wes Chandler	65	1,069	16.4	85	6
1980 –	Wes Chandler	65	975	15.0	50	6
1981 –	Jack Holmes	38	206	5.4	19	0
1982 –	Jeff Groth	30	383	12.8	39	1
1983 –	Jeff Groth	49	585	11.9	42	1
1984 –	Hokie Gajan	35	288	8.2	51	2
1985 –	Hoby Brenner	42	652	15.5	30	3
1986 –	Mike Jones	48	625	13.0	45	3
1987 –	Eric Martin	44	778	17.7	67	7
1988 –	Eric Martin	85	1,083	12.7	40t	7
1989 –	Eric Martin	68	1,090	16.0	53t	8
1990 –	Eric Martin	63	912	14.5	58	5
1991 –	Eric Martin	66	803	12.2	30	4
1992 –	Eric Martin	68	1,041	15.3	52t	5
1993 –	Eric Martin	66	950	14.4	54t	3
1994 –	Quinn Early	82	894	10.9	33	4
1995 –	Quinn Early	81	1,087	13.4	70t	8
1996 –	Torrance Small	50	558	11.2	41	2
1997 –	Randal Hill	55	761	13.8	89t	2
1998 –	Sean Dawkins	53	823	15.5	64t	1
1999 –	Eddie Kennison	61	835	13.7	90t	4
2000 –	Joe Horn	94	1,340	14.3	52	8
2001 –	Joe Horn	83	1,265	15.2	56	9
2002 –	Joe Horn	88	1,312	14.9	63	7
2003 –	Joe Horn	78	973	12.5	50t	10
2004 –	Joe Horn	94	1,399	14.9	57	11
2005 –	Donté Stallworth	70	945	13.5	43	7
2006 –	Marques Colston	70	1,038	14.8	86t	8
2007 –	Marques Colston	98	1,202	12.3	45	11
2008 –	Lance Moore	79	928	11.7	70t	10
2009 –	Marques Colston	70	1,074	15.3	68	9
2010 –	Marques Colston	84	1,023	12.2	43	7
2011 –	Jimmy Graham	99	1,310	13.2	59	11

YEARLY LEADERS

RECEIVING YARDS, continued		No.	Yds.	Avg.	Long	TD
2012 –	Marques Colston	83	1,154	13.9	60	10
2013 –	Jimmy Graham	86	1,215	14.1	56t	16
2014 –	Kenny Stills	63	931	14.8	69t	3
2015 –	Brandin Cooks	84	1,138	13.5	71t	9
2016 –	Brandin Cooks	78	1,173	15.0	98t	8
2017 –	Michael Thomas	104	1,245	12.0	43	5
2018 –	Michael Thomas	125	1,405	11.2	72t	9

Receiving Average

(minimum 20 receptions)

(minimum 20 receptions)		No.	Yds.	Avg.	Long	TD
1967 –	Ray Poage	24	380	15.8	65	0
1968 –	Danny Abramowicz	54	800	16.5	47t	7
1969 –	Al Dodd	37	600	16.2	52	1
1970 –	Al Dodd	28	484	17.3	45t	1
1971 –	Danny Abramowicz	37	657	17.8	63t	5
1972 –	Danny Abramowicz	38	668	17.6	51	7
1973 –	Jubilee Dunbar	23	447	19.4	65t	4
1974 –	Bob Newland	27	490	18.1	79t	2
1975 –	Paul Seal	28	414	14.8	38	1
1976 –	Don Herrmann	34	535	15.7	57	0
1977 –	Henry Childs	33	518	15.7	59t	9
1978 –	Henry Childs	53	869	16.4	52	4
1979 –	Henry Childs	51	846	16.6	51	5
1980 –	Ike Harris	37	692	18.7	44t	6
1981 –	Jeff Groth	20	380	19.0	54	1
1982 –	Jeff Groth	30	383	12.8	39	1
1983 –	Hoby Brenner	41	574	14.0	38t	3
1984 –	Tyrone Young	29	597	20.6	74	3
1985 –	Eugene Goodlow	32	603	18.8	76t	3
1986 –	Eric Martin	37	675	18.2	84	5
1987 –	Eric Martin	44	778	17.7	67	7
1988 –	Eric Martin	85	1,083	12.7	40t	7
1989 –	Brett Perriman	20	356	17.8	47	0
1990 –	Floyd Turner	21	396	18.9	68t	4
1991 –	Quinn Early	32	541	16.9	52	2
1992 –	Quinn Early	30	556	18.9	59t	5
1993 –	Quinn Early	45	670	14.9	63t	6
1994 –	Torrance Small	49	719	14.7	75t	5
1995 –	Michael Haynes	41	597	14.6	48	4
1996 –	Michael Haynes	44	786	17.9	51	4
1997 –	Andre Hastings	48	722	15.0	39	5
1998 –	Keith Poole	24	509	21.2	82t	2
1999 –	Keith Poole	42	796	19.0	67t	6
2000 –	Joe Horn	94	1,340	14.3	52	8
2001 –	Joe Horn	83	1,265	15.2	56	9
2002 –	Jake Reed	21	360	17.1	54	3
2003 –	Donté Stallworth	25	485	19.4	76t	3
2004 –	Jerome Pathon	34	581	17.1	38	1
2005 –	Devery Henderson	22	343	15.6	66	3
2006 –	Devery Henderson	32	745	23.3	76t	5
2007 –	Devery Henderson	20	409	20.5	54	3
2008 –	Devery Henderson	32	793	24.8	84t	3
2009 –	Robert Meachem	45	722	16.0	54t	9
2010 –	Robert Meachem	44	638	14.5	55	5
2011 –	Devery Henderson	32	503	15.7	79t	2
2012 –	Lance Moore	65	1,041	16.0	51	6
2013 –	Kenny Stills	32	641	20.0	76t	5
2014 –	Marques Colston	59	902	15.3	57	5
2015 –	Willie Snead IV	69	984	14.3	63	3

YEARLY LEADERS

RECEIVING AVERAGE, continued		No.	Yds.	Avg.	Long	TD
2016 –	Brandin Cooks	78	1,173	15.0	98t	8
2017 –	Brandon Coleman	23	364	15.8	54	3
2018 –	Tre'Quan Smith	28	427	15.3	62t	5

Punts		No.	Yds.	Avg.	Long
1967 –	Tom McNeill	74	3,174	42.9	66
1968 –	Tom McNeill	49	2,009	41.0	58
1969 –	Olie Cordill	42	1,719	40.9	58
1970 –	Julian Fagan	77	3,269	42.5	64
1971 –	Julian Fagan	77	3,188	41.4	64
1972 –	Julian Fagan	71	2,899	40.8	71
1973 –	Steve O'Neal	81	3,375	41.7	71
1974 –	Tom Blanchard	88	3,704	42.1	71
1975 –	Tom Blanchard	92	3,776	41.0	61
1976 –	Tom Blanchard	101	3,974	39.3	63
1977 –	Tom Blanchard	82	3,474	42.4	66
1978 –	Tom Blanchard	84	3,532	42.0	61
1979 –	Rick Partridge	57	2,330	40.9	61
1980 –	Russell Erxleben	89	3,499	39.3	57
1981 –	Russell Erxleben	66	2,672	40.5	60
1982 –	Russell Erxleben	46	1,976	43.0	60
1983 –	Russell Erxleben	74	3,034	41.0	60
1984 –	Brian Hansen	69	3,020	43.8	66
1985 –	Brian Hansen	89	3,763	42.3	58
1986 –	Brian Hansen	81	3,456	42.7	66
1987 –	Brian Hansen	52	2,104	40.5	60
1988 –	Brian Hansen	72	2,913	40.5	64
1989 –	Tommy Barnhardt	55	2,179	39.6	56
1990 –	Tommy Barnhardt	70	2,990	42.7	65
1991 –	Tommy Barnhardt	86	3,743	43.5	61
1992 –	Tommy Barnhardt	67	2,947	44.0	62
1993 –	Tommy Barnhardt	77	3,356	43.6	58
1994 –	Tommy Barnhardt	67	2,920	43.6	57
1995 –	Klaus Wilmsmeyer	73	2,965	40.6	53
1996 –	Klaus Wilmsmeyer	87	3,551	40.8	63
1997 –	Mark Royals	88	4,038	45.9	66
1998 –	Mark Royals	88	4,017	45.6	64
1999 –	Tommy Barnhardt	82	3,262	39.8	52
2000 –	Toby Gowin	74	3,043	41.1	58
2001 –	Toby Gowin	76	3,180	41.8	62
2002 –	Toby Gowin	61	2,553	41.9	59
2003 –	Mitch Berger	71	3,144	44.3	59
2004 –	Mitch Berger	85	3,704	43.6	63
2005 –	Mitch Berger	71	3,066	43.2	69
2006 –	Steve Weatherford	77	3,369	43.8	59
2007 –	Steve Weatherford	63	2,757	43.8	61
2008 –	Steve Weatherford	26	1,094	42.1	61
2009 –	Thomas Morstead	58	2,528	43.6	60
2010 –	Thomas Morstead	57	2,618	45.9	64
2011 –	Thomas Morstead	46	2,224	48.3	64
2012 –	Thomas Morstead	74	3,707	50.1	70
2013 –	Thomas Morstead	61	2,859	46.9	61
2014 –	Thomas Morstead	58	2,690	46.4	63
2015 –	Thomas Morstead	56	2,551	45.6	58
2016 –	Thomas Morstead	57	2,751	48.3	66
2017 –	Thomas Morstead	60	2,822	47.0	68
2018 –	Thomas Morstead	43	1,996	46.4	60

YEARLY LEADERS

Punt Returns

	No.	Yds.	Avg.	Long	TD
1967 – Walter Roberts	11	50	4.5	11	0
1968 – John Gilliam	15	60	4.0	21	0
1969 – Al Dodd	15	106	7.1	21	0
1970 – Al Dodd	14	129	9.2	41	0
1971 – Al Dodd	13	88	6.8	14	0
1972 – Tommy Myers	9	43	4.8	10	0
1973 – Howard Stevens	17	171	10.1	37	0
1974 – Howard Stevens	37	376	10.2	40	0
1975 – Gil Chapman	17	207	12.2	42	0
1976 – Pete Athas	35	332	9.5	67	0
1977 – Rich Mauti	37	281	7.6	33	0
1978 – Wes Chandler	34	233	6.9	32	0
1979 – Rich Mauti	27	218	8.1	33	0
1980 – Rich Mauti	11	111	10.1	18	0
1981 – Jeff Groth	37	436	11.8	36	0
1982 – Jeff Groth	21	144	6.9	18	0
1983 – Jeff Groth	39	275	7.1	30	0
1984 – Jitter Fields	27	236	8.7	61	0
1985 – Willie Tullis	17	141	8.3	17	0
1986 – Eric Martin	24	227	9.5	39	0
1987 – Mel Gray	24	352	14.7	80	0
1988 – Mel Gray	25	305	12.2	66t	1
1989 – Rod Harris	27	196	7.3	20	0
1990 – Vince Buck	37	305	8.2	33	0
1991 – Vince Buck	31	260	8.4	52	0
1992 – Patrick Newman	23	158	6.9	18	0
1993 – Tyrone Hughes	37	503	13.6	83t	2
1994 – Tyrone Hughes	21	143	6.8	35	0
1995 – Tyrone Hughes	28	262	9.4	74	0
1996 – Tyrone Hughes	30	152	5.1	16	0
1997 – Eric Guliford	47	498	10.6	32	0
1998 – Andre Hastings	22	307	14.0	76	0
1999 – Eddie Kennison	35	258	7.4	18	0
2000 – Chad Morton	30	278	9.3	51	0
2001 – Wane McGarity	19	183	9.6	42	0
2002 – Michael Lewis	44	625	14.2	83t	1
2003 – Michael Lewis	30	275	9.2	27	0
2004 – Michael Lewis	34	382	11.2	53	0
2005 – Az-Zahir Hakim	34	260	7.6	42	0
2006 – Reggie Bush	28	216	7.7	65t	1
2007 – Lance Moore	20	185	9.3	48	0
2008 – Reggie Bush	20	270	13.5	71t	3
2009 – Reggie Bush	27	130	4.8	23	0
2010 – Reggie Bush	14	92	6.6	43	0
2011 – Darren Sproles	29	294	10.1	72t	1
2012 – Darren Sproles	23	183	8.0	37	0
2013 – Darren Sproles	29	194	6.7	28	0
2014 – Brandin Cooks	10	35	3.5	15	0
2015 – Marcus Murphy	28	261	9.3	74t	1
2016 – Tommylee Lewis	14	160	11.4	59	0
2017 – Ted Ginn Jr.	19	103	5.4	17	0
2018 – Alvin Kamara.	12	82	6.8	16	0

Kickoff Returns

	No.	Yds.	Avg.	Long	TD
1967 – Walter Roberts	28	737	26.3	91t	1
1968 – Gene Howard	23	533	23.2	36	0
1969 – Tom Barrington	17	394	23.2	54	0

YEARLY LEADERS

KICKOFF RETURNS, continued		No.	Yds.	Avg.	Long	TD
1970 –	Ken Burrough	15	298	19.9	38	0
	Al Dodd	15	319	21.3	32	0
1971 –	Virgil Robinson	19	443	23.3	51	0
1972 –	Margene Adkins	43	1,020	23.7	61	0
1973 –	Howard Stevens	26	590	22.7	48	0
1974 –	Howard Stevens	33	749	22.7	41	0
1975 –	Gil Chapman	28	614	21.9	36	0
1976 –	Tony Galbreath	20	399	19.9	32	0
1977 –	Rich Mauti	27	609	22.6	38	0
1978 –	Wes Chandler	32	760	23.8	38	0
1979 –	Rich Mauti	36	801	22.2	39	0
1980 –	Jimmy Rogers	41	930	22.7	88	0
1981 –	Wayne Wilson	31	722	23.3	57	0
1982 –	Aundra Thompson	10	211	21.1	35	0
1983 –	Kenny Duckett	33	719	21.8	61	0
1984 –	Kenny Duckett	29	580	20.0	39	0
1985 –	Edward Anthony	23	476	20.7	52	0
	Willie Tullis	23	480	20.9	62	0
1986 –	Mel Gray	31	866	27.9	101t	1
1987 –	Mel Gray	30	636	21.2	43	0
1988 –	Mel Gray	32	670	20.9	39	0
1989 –	Rod Harris	19	378	19.9	39	0
1990 –	Gil Fenerty	28	572	20.4	58	0
1991 –	Gene Atkins	20	368	18.4	27	0
1992 –	Fred McAfee	19	393	20.7	38	0
1993 –	Tyrone Hughes	30	753	25.1	99t	1
1994 –	Tyrone Hughes	63	1,556	24.7	98t	2
1995 –	Tyrone Hughes	66	1,617	24.5	83	0
1996 –	Tyrone Hughes	70	1,791	25.6	58	0
1997 –	Eric Guliford	43	1,128	26.2	102t	1
1998 –	Qadry Ismail	28	590	21.1	39	0
1999 –	Dino Philyaw	53	1,165	22.0	55	0
2000 –	Chad Morton	44	1,029	23.4	68	0
2001 –	Deuce McAllister	45	1,091	24.2	63	0
2002 –	Michael Lewis	70	1,807	25.8	97t	2
2003 –	Michael Lewis	45	1,068	23.7	53	0
2004 –	Michael Lewis	51	1,215	23.8	96t	1
2005 –	Aaron Stecker	31	672	21.7	46	0
2006 –	Michael Lewis	37	914	24.7	51	0
2007 –	Pierre Thomas	36	865	24.0	64	0
2008 –	Pierre Thomas	31	793	25.6	88	0
2009 –	Courtney Roby	42	1,154	27.5	97t	1
2010 –	Courtney Roby	33	785	23.8	39	0
2011 –	Darren Sproles	40	1,089	27.2	92	0
2012 –	Travaris Cadet	26	690	26.5	75	0
2013 –	Darren Sproles	12	255	21.3	32	0
2014 –	Travaris Cadet	15	364	24.3	34	0
2015 –	Marcus Murphy	12	300	25.0	35	0
2016 –	Travaris Cadet	10	144	14.4	25	0
2017 –	Tommylee Lewis	13	307	23.6	39	0
2018 –	Taysom Hill	14	348	24.9	47	0

Interceptions		No.	Yds.	Avg.	Long	TD
1967 –	Dave Whitsell	10	178	17.8	41t	2
1968 –	Dave Whitsell	6	44	7.3	32	0
1969 –	Elijah Nevett	3	20	6.7	20	0
1970 –	Hugo Hollas	5	79	15.8	29	0
1971 –	Delles Howell	5	120	24.0	60	0
	Hugo Hollas	5	56	11.2	25	0

YEARLY LEADERS

INTERCEPTIONS, continued		No.	Yds.	Avg.	Long	TD
1972 –	Bivian Lee	4	65	16.3	32	0
1973 –	Ernie Jackson	3	40	13.3	23	0
	Tommy Myers	3	33	11.0	20	0
	Jim Merlo	3	25	8.3	16	0
	Bivian Lee	3	23	7.7	12	0
1974 –	Ernie Jackson	4	53	13.3	28	0
	Terry Schmidt	4	27	6.8	24t	1
1975 –	Tommy Myers	5	83	16.6	29	0
1976 –	Jim Merlo	4	142	35.5	83t	2
1977 –	Chuck Crist	4	6	1.5	6	0
1978 –	Tommy Myers	6	167	27.8	97t	1
1979 –	Tommy Myers	7	127	18.1	52t	1
1980 –	Tommy Myers	5	96	19.2	48	0
1981 –	Dave Waymer	4	54	13.5	31	0
1982 –	Russell Gary	2	25	12.5	19	0
	Dennis Winston	2	-2	-1.0	0	0
1983 –	Johnnie Poe	7	146	20.9	31t	1
1984 –	Dave Waymer	4	9	2.3	9	0
1985 –	Dave Waymer	6	49	8.2	28	0
	Dave Waymer	6	49	8.2	28	0
1986 –	Dave Waymer	9	48	5.3	17	0
1987 –	Dave Waymer	5	78	15.6	35	0
	Reggie Sutton	5	68	13.6	26	0
1988 –	Gene Atkins	4	42	10.5	40	0
1989 –	Dave Waymer	6	66	11.0	42	0
1990 –	Brett Maxie	2	88	44.0	50t	1
	Toi Cook	2	55	27.5	50	0
	Gene Atkins	2	15	7.5	15	0
	Bennie Thompson	2	0	0.0	0	0
1991 –	Gene Atkins	5	198	39.6	79	0
	Vince Buck	5	12	2.4	12	0
1992 –	Toi Cook	6	90	15.0	48t	1
1993 –	Gene Atkins	3	59	19.7	37	0
1994 –	Jimmy Spencer	5	24	4.8	11	0
1995 –	Jimmy Spencer	4	11	2.8	9	0
1996 –	Anthony Newman	3	40	13.3	21	0
	Greg Jackson	3	24	8.0	10	0
1997 –	Sammy Knight	5	75	15.0	39	0
1998 –	Sammy Knight	6	171	28.5	91t	2
1999 –	Ashley Ambrose	6	27	4.5	16	0
2000 –	Sammy Knight	5	68	13.6	37t	2
2001 –	Sammy Knight	6	114	19.0	40	0
2002 –	Fred Thomas	5	80	16.0	43	0
	Sammy Knight	5	36	7.2	17	0
2003 –	Fred Thomas	4	47	11.8	20	0
2004 –	Mike McKenzie	5	19	3.8	14	0
2005 –	Jason Craft	3	63	21.0	39	0
2006 –	Mike McKenzie	2	54	27.0	54	0
	Scott Fujita	2	19	9.5	19	0
	Josh Bullocks	2	14	7.0	14	0
	Omar Stoutmire	2	10	5.0	10	0
2007 –	Mike McKenzie	3	161	53.7	75t	2
	Roman Harper	3	58	19.3	31t	1
	Jason David	3	21	7.0	19	0
2008 –	Jason David	5	83	16.6	42	0
2009 –	Darren Sharper	9	376	41.8	99t	3
2010 –	Malcolm Jenkins	2	105	52.5	96t	1
	Jabari Greer	2	50	25.0	26	1
2011 –	Patrick Robinson	4	31	7.8	25	0
2012 –	Jabari Greer	3	31	10.3	28	0
	Patrick Robinson	3	99	33.0	99t	1

YEARLY LEADERS

2013 –	Keenan Lewis	4	34	8.5	20	0
2014 –	Kenny Vaccaro	2	45	22.5	45	0
	Keenan Lewis	2	2	1.0	2	0
	Patrick Robinson	2	2	1.0	2	0
	Pierre Warren	2	53	26.5	32	0
	Corey White	2	2	1.0	2	0
2015 –	Delvin Breaux	3	22	7.3	22	0
2016 –	Jairus Byrd	2	35	17.5	24	0
	Kenny Vaccaro	2	30	15.0	30	0
	Sterling Moore	2	8	4.0	8	0
2017 –	Marshon Lattimore	5	85	17.0	33	1
2018 –	Marcus Williams	2	100	50.0	78	0
	Eli Apple	2	29	14.5	29	0
	Chris Banjo	2	0	0.0	0	0
	Marshon Lattimore	2	0	0.0	0	0

Quarterback Sacks

Quarterback Sacks				No.	Yds.	No.	Yds.
1982 –	Bruce Clark, DE	5.5	51	2000 –	La’Roi Glover, DT	17	112
1983 –	Rickey Jackson, LB	12	81.5	2001 –	Charlie Clemons, LB	13.5	96
1984 –	Rickey Jackson, LB	12	95	2002 –	Darren Howard, DE	8	51
1985 –	Rickey Jackson, LB	11	89	2003 –	Charles Grant, DE	10	42
1986 –	James Geathers, DE	9	73	2004 –	Darren Howard, DE	11	64
	Rickey Jackson, LB	9	71	2005 –	Will Smith, DE	8.5	60
1987 –	Pat Swilling, LB	10.5	87	2006 –	Will Smith, DE	10.5	79.5
1988 –	Rickey Jackson, LB	7	66	2007 –	Will Smith, DE	7	41
	Pat Swilling, LB	7	65	2008 –	Bobby McCray, DE	6	35
1989 –	Pat Swilling, LB	16.5	164	2009 –	Will Smith, DE	13	68.5
1990 –	Pat Swilling, LB	11	68	2010 –	Sedrick Ellis, DT	6	48
1991 –	Pat Swilling, LB	17	139	2011 –	Roman Harper, S	7.5	55
1992 –	Wayne Martin, DE	15	102	2012 –	Cameron Jordan, DE	8	54
1993 –	Renaldo Turnbull, LB	13	73	2013 –	Cameron Jordan, DE	12.5	101.5
1994 –	Darion Conner, LB	10	66	2014 –	Junior Galette, OLB	10.0	55.0
1995 –	Wayne Martin, DT	13	89	2015 –	Cameron Jordan, DE	10.0	67.0
1996 –	Wayne Martin, DT	11	84.5	2016 –	Cameron Jordan, DE	7.5	51.5
1997 –	Wayne Martin, DT	10.5	60	2017 –	Cameron Jordan, DE	13.0	93.5
1998 –	La’Roi Glover, DT	10	83	2018 –	Cameron Jordan, DE	12.0	67.0
1999 –	La’Roi Glover, DT	8.5	47				



Service

Most Seasons

13	Morten Andersen, 1982-94
	Hoby Brenner, 1981-93
	Stan Brock, 1980-92
	Rickey Jackson, 1981-93
	Derland Moore, 1973-85
	Frank Warren, 1981-89, 91-94
	Jim Wilks, 1981-93
	Drew Brees, 2006-

Most Games

205	Drew Brees, 2006-
196	Morten Andersen, 1982-94
195	Rickey Jackson, 1981-93
190	Drew Brees, 2006-
189	Frank Warren, 1981-89, 91-94

Scoring

TOTAL POINTS

Career

1,318	Morten Andersen, 1982-94 (302 FG, 412 PAT)
768	John Carney, 2001-06, 09-10 (168 FG, 264 PAT)
513	Doug Brien, 1995-2000 (123 FG, 144 PAT)
432	Marques Colston, 2006-15 (72 TD)
422	Garrett Hartley, 2008-13 (82 FG, 176 PAT)

Season

147	John Kasay, 2011 (28 FG, 63 PAT)
140	Wil Lutz, 2017 (31 FB; 47 PAT)
136	Wil Lutz, 2018 (28 FG, 52 PAT)
133	Wil Lutz, 2016 (28 FG, 49 PAT)
130	John Carney, 2002 (31 FG, 37 PAT)

Game

24	Joe Horn, vs. N.Y. Giants, 12/14/03 (4 TD)
	Reggie Bush, vs. San Francisco, 12/3/06 (4 TD)
20	Alvin Kamara, vs. Tampa Bay, 9/9/18 (3 TD, 12 ft)

Opponent

24	Dave Williams, at St. Louis, 11/2/69 (4 TD)
	Wayne Morris, at St. Louis, 10/23/77 (4 TD)
	Rodney Hampton, at N.Y. Giants, 9/24/95 (4 TD)
	Mike Anderson, vs. Denver, 12/3/00 (4 TD)

TOUCHDOWNS

Career

72	Marques Colston, 2006-15
55	Deuce McAllister, 2001-09
	Mark Ingram II, 2011-18
53	Dalton Hilliard, 1986-93
51	Jimmy Graham, 2010-14

Season

18	Dalton Hilliard, 1989
	Alvin Kamara, 2018
16	Deuce McAllister, 2002
	Jimmy Graham, 2012
14	Alvin Kamara, 2017
13	George Rogers, 1981

Game

4	Joe Horn, vs. N.Y. Giants, 12/14/03
	Reggie Bush, vs. San Francisco, 12/3/06
3	Walt Roberts, vs. Philadelphia, 11/5/67
	Danny Abramowicz, vs. San Francisco, 9/26/71
	Archie Manning, vs. Chicago, 10/2/77
	Chuck Muncie, vs. San Francisco, 11/11/79

George Rogers, at L.A. Rams 11/8/81
 Wayne Wilson, vs. Atlanta, 1/2/83
 Dalton Hilliard, at L.A. Rams, 10/22/89
 Rueben Mayes, vs. Phoenix, 9/23/90
 Mario Bates, at L.A. Rams, 12/4/94
 Ricky Williams, at Atlanta, 10/22/00
 Deuce McAllister, vs. Atlanta, 10/27/02
 Deuce McAllister, at Baltimore, 12/8/02
 Mike Karney, at Dallas, 12/10/06
 Marques Colston, at San Francisco, 10/28/07
 Marques Colston, vs. San Diego, 10/7/12
 Mark Ingram II, at Buffalo, 11/12/17

Alvin Kamara, vs. Tampa Bay, 9/9/18

Alvin Kamara, at N.Y. Giants, 9/30/18

Alvin Kamara, vs. L.A. Rams, 11/4/18

Opponent

4	Dave Williams, at St. Louis, 11/2/69
	Wayne Morris, at St. Louis, 10/23/77
	Rodney Hampton, at N.Y. Giants, 9/24/95
	Mike Anderson, vs. Denver, 12/3/00

FIELD GOALS MADE

Career

302	Morten Andersen, 1982-94 (389 att.)
168	John Carney, 2001-06, 09-10 (203 att.)
123	Doug Brien, 1995-2000 (149 att.)
87	Wil Lutz, 2016 (100 att.)
82	Garrett Hartley, 2008-13 (101 att.)

Season

31	Morten Andersen, 1985 (35 att.)
	John Carney, 2002 (35 att.)
	Wil Lutz, 2017 (36 att.)
29	Morten Andersen, 1992 (34 att.)
28	Morten Andersen, 1987 (36 att.)
	Morten Andersen, 1993 (35 att.)
	Morten Andersen, 1994 (39 att.)
	John Kasay, 2011 (34 att.)
	Wil Lutz, 2016 (34 att.)
	Wil Lutz, 2018 (30 att.)

Game

5	Charlie Durkee, at Green Bay, 11/28/71 (6 att.)
	Morten Andersen, vs. L.A. Rams, 12/11/85 (5 att.)
	Morten Andersen, vs. San Francisco, 10/25/87 (7 att.)
	Morten Andersen, vs. Atlanta, 12/3/92 (5 att.)
	Morten Andersen, at Atlanta, 12/11/94 (5 att.)
	John Carney, vs. Minnesota, 10/7/01 (5 att.)
	John Carney, at St. Louis, 10/28/01 (5 att.)
	John Carney, at St. Louis, 9/26/04 (6 att.)

Opponent

6	Bobby Howfield, at N.Y. Jets, 12/3/72 (7 att.)
	Ray Werschling, vs. San Francisco, 10/16/83 (6 att.)
	Norm Johnson, vs. Atlanta 11/13/94 (6 att.)
	John Kasay, vs. Carolina, 12/5/04 (6 att.)
	Ryan Succop, vs. Kansas City, 9/23/12 (6 att.)

LONGEST FIELD GOAL

63	Tom Dempsey, vs. Detroit, 11/8/70
60	Morten Andersen, vs. Chicago, 10/27/91
57	Kai Forbath, at Houston, 11/29/15
	Wil Lutz, vs. Atlanta, 9/26/16

Opponent

56	Greg Zuerlein, vs. L.A. Rams, 11/4/18
55	Joe Danelo, at N.Y. Giants, 9/20/81
	Morten Andersen, at Atlanta, 12/10/95 (2x)
	Morten Andersen, vs. Atlanta, 10/12/97
	Kyle Brindza, vs. Tampa Bay, 9/20/15

INDIVIDUAL RECORDS

FIELD GOALS ATTEMPTED

Career

389	Morten Andersen, 1982-94 (302 made)
203	John Carney, 2001-06, 09-10 (168 made)
149	Doug Brien, 1995-2000 (123 made)
101	Charlie Durkee, 1967-68, 71-72 (52 made)
	Garrett Hartley, 2008-13 (82 made)

Season

41	Tom Dempsey, 1969 (22 made)
39	Morten Andersen, 1994 (28 made)
37	Charlie Durkee, 1968 (19 made)
36	Morten Andersen, 1987 (28 made)
	Morten Andersen, 1988 (26 made)
	Wil Lutz, 2017 (31 made)

Game

7	Tom Dempsey, vs. Philadelphia, 11/30/69 (4 made)
	Morten Andersen, vs. San Fran., 10/25/87 (5 made)

Opponent

7	Bobby Howfield, at N.Y. Jets, 12/3/72 (6 made)
---	--

POINTS AFTER TOUCHDOWN

Career

412	Morten Andersen, 1982-94 (418 att.)
264	John Carney, 2001-05, 09-10 (268 att.)
176	Garrett Hartley, 2008-13 (177 att.)
148	Wil Lutz, 2016- (153 att.)
144	Doug Brien, 1995-2000 (145 att.)

Season

63	John Kasay, 2011 (63 att.)
57	Garrett Hartley, 2012 (57 att.)
52	Wil Lutz, 2018 (53 att.)

Game

8	John Kasay, vs. Indianapolis, 10/23/11 (8 att.)
7	John Kasay, vs. N.Y. Giants, 11/28/11 (7 att.)
	Garrett Hartley, vs. Dallas, 11/10/13 (7 att.)
	Kai Forbath, vs. N.Y. Giants, 11/1/15 (7 att.)
	Wil Lutz, vs. L.A. Rams, 11/27/16 (7 att.)
	Wil Lutz, vs. Detroit, 10/15/17 (7 att.)

Opponent

8	Nick Mike-Mayer, vs. Atlanta, 9/16/73 (8 att.)
7	Josh Brown, vs. N.Y. Giants, 11/1/15 (7 att.)

TWO-POINT CONVERSIONS

Career

4	Alvin Kamara, 2017-
3	Joe Horn, 2000-06
	Reggie Bush, 2006-10
	Mark Ingram II, 2011-18

Rushing

TOTAL YARDS

Career

6,096	Deuce McAllister, 2001-09 (1,429 att.)
6,007	Mark Ingram II, 2011-18 (1,321 att.)
4,267	George Rogers, 1981-84 (995 att.)

Season

1,674	George Rogers, 1981 (378 att.)
1,641	Deuce McAllister, 2003 (351 att.)
1,388	Deuce McAllister, 2002 (325 att.)
1,353	Rueben Mayes, 1986 (286 att.)
1,262	Dalton Hilliard, 1989 (344 att.)

Game

206	George Rogers, vs. St. Louis, 9/4/83 (24 att.)
203	Rueben Mayes, vs. Miami, 12/7/86 (28 att.)
184	Deuce McAllister, at Philadelphia, 11/23/03 (19 att.)
179	Ricky Williams, vs. Cleveland, 10/31/99 (40 att.)
174	Ray Zellers, vs. Chicago, 10/13/96 (20 att.)

Opponent

251	Mike Anderson, vs. Denver, 12/3/00 (37 att.)
247	Willie Ellison, at L.A. Rams, 12/5/71 (26 att.)
220	Marshall Faulk, vs. St. Louis, 12/24/00 (32 att.)

MOST 100-YARD RUSHING GAMES

Career

27	Deuce McAllister, 2001-09
16	George Rogers, 1981-84
15	Mark Ingram II, 2011-18
12	Ricky Williams, 1999-2001
11	Rueben Mayes, 1986-88, 90

Season

9	George Rogers, 1981
	Deuce McAllister, 2003
8	Deuce McAllister, 2002
6	Rueben Mayes, 1986
	Deuce McAllister, 2004

DUAL 100-YARD RUSHING GAMES

at Kansas City, 9/26/76

Tony Galbreath, 14-146, 2 TD; Chuck Muncie, 25-126

at Cincinnati, 11/4/90

Craig Heyward, 19-122, 1 TD; Rueben Mayes, 30-115, 1 TD

at New York Giants, 12/24/06

Reggie Bush, 20-126, 1 TD; Deuce McAllister, 27-108, 1 TD

at Buffalo, 11/12/17

Mark Ingram II, 13-134, 3 TD; **Alvin Kamara, 12-106, 1 TD**

Opponent

	vs. San Francisco, 11/13/77
	Wilbur Jackson, 22-123; Del Williams, 25-110, 1 TD
	vs. St. Louis, 10/5/80
	Ottis Anderson, 22-126; Wayne Morris, 22-102, 3 TDs

ATTEMPTS

Career

1,429	Deuce McAllister, 2001-09 (6,096 yds.)
1,321	Mark Ingram II, 2011-18 (6,007 yds.)
1,126	Dalton Hilliard, 1986-93 (4,164 yds.)

Season

378	George Rogers, 1981 (1,674 yds.)
351	Deuce McAllister, 2003 (1,641 yds.)
344	Dalton Hilliard, 1989 (1,262 yds.)
325	Deuce McAllister, 2002 (1,388 yds.)

Game

40	Ricky Williams, vs. Cleveland, 10/31/99 (179 yds.)
38	Ricky Williams, vs. Carolina, 10/15/00 (144 yds.)
35	Earl Campbell, at Minnesota, 11/24/85 (160 yds.)
	Dwight Beverly, at St. Louis, 10/11/87 (139 yds.)

Opponent

39	Gerald Riggs, vs. Atlanta, 12/22/85 (158 yds.)
----	--

TOUCHDOWNS RUSHING

Career

50	Mark Ingram II, 2011-18
49	Deuce McAllister, 2001-09
39	Dalton Hilliard, 1986-93

INDIVIDUAL RECORDS

Season

- 14 **Alvin Kamara, 2018**
 13 Deuce McAllister, 2002
 George Rogers, 1981
 Dalton Hilliard, 1989
 12 Mark Ingram II, 2017

Game

- 3 Archie Manning, vs. Chicago, 10/2/77
 Chuck Muncie, vs. San Francisco, 11/11/79
 George Rogers, at L.A. Rams, 11/8/81
 Wayne Wilson, vs. Atlanta, 1/2/83
 Rueben Mayes, vs. Phoenix, 9/23/90
 Mario Bates, at L.A. Rams, 12/4/94
 Ricky Williams, at Atlanta, 10/22/00
 Deuce McAllister, vs. Atlanta, 10/27/02
 Deuce McAllister, at Baltimore, 12/8/02
 Reggie Bush, vs. San Francisco, 12/13/06
 Mark Ingram II, at Buffalo, 11/12/17
Alvin Kamara, at N.Y. Giants, 9/30/18

Opponent

- 4 Wayne Morris, at St. Louis, 10/23/77
 Rodney Hampton, at N.Y. Giants, 9/24/95
 Mike Anderson, vs. Denver, 12/3/00

HIGHEST RUSHING AVERAGE

Career (minimum 250 attempts)

- 5.8 Archie Manning, 1971-75, 77-82 (357 att.-2,058 yds.)
 5.4 Hokie Gajan, 1982-85 (252 att.-1,358 yds.)
5.13 Alvin Kamara, 2017- (314 att.-1,611 yds.)
 5.10 Chris Ivory, 2010-12 (256 att.-1,307 yds.)
 4.6 Pierre Thomas, 2007-14 (818 att.-3,745 yds.)

Season (minimum 75 attempts)

- 6.9 Darren Sproles, 2011 (87 att.-603 yds.)
6.1 Alvin Kamara, 2017 (120 att.-728 yds.)
 6.0 Hokie Gajan, 1984 (102 att.-615 yds.)

Game (minimum 8 attempts)

- 12.2 Mark Ingram II, vs. Washington, 11/19/17 (11-134)
 10.9 Khiry Robinson, at Dallas, 9/28/14 (8-87)
 10.8 Lorenzo Neal, at Atlanta, 9/12/93 (8-86)
 10.5 Chris Ivory, at Tampa Bay, 10/17/10 (15-158)
 10.5 Mark Ingram II, at San Francisco, 11/6/16 (15-158)

Opponent (minimum 8 attempts)

- 12.8 Steve Young, at San Francisco, 12/23/90 (8-102)

LONGEST SCORING RUN

- 79 George Rogers, at Cleveland, 10/18/81
 76 George Rogers, vs. St. Louis, 9/4/83
 Deuce McAllister, at Philadelphia, 11/23/03
 75 Mark Ingram, at San Francisco, 11/6/16
 74 Tony Galbreath, at Kansas City, 9/26/76
 Lorenzo Neal, at Atlanta, 9/12/93
 Mario Bates, vs. Detroit, 9/21/97
Alvin Kamara, at L.A. Rams, 11/26/17

Opponent

- 91 Jamaal Charles, vs. Kansas City, 9/23/12
 80 Willie Ellison, at L.A. Rams, 12/5/71

LONGEST NON-SCORING RUN

- 73 George Rogers, vs. Philadelphia, 10/11/81
 71 Deuce McAllister, at Carolina, 1/2/05
 72 Mark Ingram II, vs. Carolina, 12/3/17
 70 Mark Ingram II, at Washington, 11/15/15

Opponent

- 76 Willie Parker, at Pittsburgh, 11/12/06

Receiving

TOTAL RECEIVING YARDS

Career

- 9,759 Marques Colston, 2006-15 (711 rec.)
 7,854 Eric Martin, 1985-93 (523 rec.)
 7,622 Joe Horn, 2000-06 (523 rec.)
 4,875 Danny Abramowicz, 1967-72 (309 rec.)
 4,377 Devery Henderson, 2004- (245 rec.)

Season

- 1,405 Michael Thomas, 2018 (125 rec.)**
 1,399 Joe Horn, 2004 (94 rec.)
 1,340 Joe Horn, 2000 (94 rec.)
 1,312 Joe Horn, 2002 (88 rec.)
 1,310 Jimmy Graham, 2011 (99 rec.)

Game

- 211 Michael Thomas, vs. L.A. Rams, 11/4/18 (12 rec.)**
 205 Wes Chandler, vs. Atlanta, 9/2/79 (6 rec.)
 200 Torrance Small, at Denver, 12/24/94 (6 rec.)

Opponent

- 336 Willie Anderson, vs. L.A. Rams, 11/26/89 (15 rec.)
 248 Richard Johnson, at Detroit, 12/3/89 (8 rec.)
 224 Dez Bryant, at Dallas, 12/23/12 (9 rec.)

MOST 100-YARD RECEIVING GAMES

Career

- 28 Joe Horn, 2000-06
 Marques Colston, 2006-15
 18 Eric Martin, 1985-93
 13 Jimmy Graham, 2010-14
 10 Danny Abramowicz, 1967-73
 Devery Henderson, 2004-12

Season

- 6 Joe Horn, 2002
 Jimmy Graham, 2013
 5 Eric Martin, 1989
 Joe Horn, 2000
 Joe Horn, 2004

DUAL 100-YARD RECEIVING GAMES

- at Atlanta, 11/25/79
 Henry Childs, 3-117, 1 TD; Wes Chandler, 6-103
 vs. Philadelphia, 11/9/80
 Wes Chandler, 9-139, 1 TD; Ike Harris, 4-119
 vs. Buffalo, 12/27/98
 Brett Bech, 4-113, 2 TD; Cam Cleeland, 10-112, 1 TD
 vs. Denver, 12/3/00
 Joe Horn, 10-170; Robert Wilson, 8-122
 vs. N.Y. Giants, 9/19/05
 Joe Horn, 9-143, 1 TD; Donté Stallworth, 8-141
 vs. Baltimore, 10/29/06
 Marques Colston, 6-163, 2 TD; Joe Horn, 5-126, 1 TD
 at Tampa Bay, 11/5/06
 Marques Colston, 11-123, 1 TD; Devery Henderson, 3-111, 2 TD
 vs. New England, 11/30/09
 Marques Colston, 4-121, 1 TD; Devery Henderson, 3-116, 1 TD
 at Tampa Bay, 10/16/11
 Marques Colston, 7-118, 1 TD; Jimmy Graham, 7-124
 vs. San Diego, 10/7/12
 Marques Colston, 9-131, 3 TD; Devery Henderson, 8-123, 1 TD
 at Dallas, 12/23/12
 Marques Colston, 10-153; Darren Sproles, 7-144
 vs. Carolina, 12/30/12
 Jimmy Graham, 9-115, 1 TD; Lance Moore, 4-121
 vs. Miami, 9/30/13
 Jimmy Graham, 4-100, 2 TD; Darren Sproles, 7-114, 1 TD

INDIVIDUAL RECORDS

at Detroit, 10/19/14

Marques Colston, 6-111; Kenny Stills, 5-103

at Philadelphia, 10/11/15

Brandin Cooks, 5-107, 1 TD; Willie Snead IV, 6-141

vs. N.Y. Giants, 11/1/15

Marques Colston, 8-114, 1 TD; Benjamin Watson, 9-147, 1 TD

vs. Oakland, 9/11/16

Brandin Cooks, 6-143, 2 TDs; Willie Snead IV, 9-172, 1 TD

at Atlanta, 9/23/18

Alvin Kamara, 15-124; Michael Thomas, 10-129

Opponent

at Cleveland, 11/10/68

Paul Warfield, 5-107, 1 TD; Leroy Kelly, 3-104, 2 TD

at St. Louis, 11/2/69

Dave Williams, 8-164, 4 TD; John Gilliam, 5-106, 1 TD

at Minnesota, 12/1/74

Jim Lash, 3-112; John Gilliam, 5-109, 2 TD

at N.Y. Giants, 9/20/81

Johnny Perkins, 8-118; Gary Shirk, 11-101, 1 TD

at L.A. Rams, 12/9/90

Willie Anderson, 5-123; Henry Ellard, 5-107, 1 TD

at Minnesota, 11/6/94

Jake Reed, 8-157, 1 TD; Cris Carter, 12-151

vs. Atlanta, 11/13/94

Terance Mathis, 10-125; Andre Rison, 8-118, 1 TD

vs. Atlanta, 9/17/95

Eric Metcalf, 11-155; Bert Emanuel, 6-104

at Minnesota, 11/19/95

Qadry Ismail, 5-142, 1 TD; Cris Carter, 12-137, 2 TD

vs. Carolina, 11/26/95

Mark Carrier, 6-132, 2 TD; Willie Green, 4-105, 1 TD

vs. Atlanta, 12/13/98

Tony Martin, 8-109; Terance Mathis, 6-198

vs. St. Louis, 12/12/99

Torry Holt, 6-113; Isaac Bruce, 4-119

at St. Louis, 10/28/01

Trung Canidate 10-107; Isaac Bruce 7-179, 1 TD

at Philadelphia, 9/20/09

Brent Celek 8-104; DeSean Jackson 4-101, 1 TD

vs. Houston, 9/25/11

James Casey 5-126, 1 TD; Andre Johnson 7-128

vs. Atlanta, 12/26/11

Julio Jones 8-128, 1 TD; Roddy White 11-127

vs. Atlanta, 11/11/12

Tony Gonzalez 11-122, 2 TD; Roddy White 7-114

at Green Bay, 10/26/14

Randall Cobb 5-126, 1 TD; Eddie Lacy 8-123

vs. Jacksonville, 12/27/15

Allen Hurns 8-107, 2 TD; Allen Robinson 6-151, 1 TD

at Tampa Bay, 12/31/17

Chris Godwin 7-111, 1 TD; Adam Humphries 7-102

vs. Tampa Bay, 9/9/18

Mike Evans 7-147, 1 TD; DeSean Jackson 5-146, 2 TDs

at Minnesota, 10/28/18

Stefon Diggs 10-119, 1 TD; Adam Thielen 7-103, 1 TD

vs. Pittsburgh, 12/23/18

Antonio Brown 14-185, 2 TDs; JuJu Smith-Schuster 11-115

TOTAL RECEPTIONS

Career

711 Marques Colston, 2006-15 (9,759 yds.)

532 Eric Martin, 1985-93 (7,854 yds.)

523 Joe Horn, 2000-06 (7,622 yds.)

386 Jimmy Graham, 2010-14 (4,752 yds.)

346 Lance Moore, 2005-13 (4,281 yds.)

327 Pierre Thomas, 2007-14 (2,608 yds.)

321 Michael Thomas, 2016- (3,787 yds.)

Season

125 Michael Thomas, 2018 (1,405 yds.)

104 Michael Thomas, 2017 (1,245 yds.)

99 Jimmy Graham, 2011 (1,310 yds.)

98 Marques Colston, 2007 (1,202 yds.)

94 Joe Horn, 2000 (1,340 yds.)

Joe Horn, 2004 (1,399 yds.)

Game

16 Michael Thomas, vs. Tampa Bay, 9/9/18 (180 yds.)

14 Tony Galbreath, at Green Bay, 9/10/78 (122 yds.)

13 Joe Horn, vs. Carolina, 12/2/01 (150 yds.)

Darren Sproles, vs. Carolina, 9/16/12 (128 yds.)

Opponent

15 Willie Anderson, vs. L.A. Rams, 11/26/89 (336 yds.)

14 Antonio Brown, vs. Pittsburgh, 12/23/18 (185 yds.)

TOUCHDOWNS RECEIVING

Career

72 Marques Colston, 2006-15

51 Jimmy Graham, 2010-14

50 Joe Horn, 2000-06

48 Eric Martin, 1985-93

38 Lance Moore, 2005-13

Season

16 Jimmy Graham, 2013

11 Joe Horn, 2004

Marques Colston, 2007

Jimmy Graham, 2011

Game

4 Joe Horn, vs. N.Y. Giants 12/14/03

Opponent

4 Dave Williams, at St. Louis 11/2/69

HIGHEST RECEIVING AVERAGE

Career (minimum 100 receptions)

17.9 Devery Henderson, 2004-12 (245 rec.-4,377 yds.)

16.4 Ike Harris, 1978-81 (104 rec.-1,710 yds.)

16.5 Robert Meachem, 2007-11, 13-14 (164 rec.-2,707 yds.)

15.8 Danny Abramowicz, 1967-73 (309 rec.-4,875 yds.)

15.6 Henry Childs, 1974-80 (207 rec.-3,224 yds.)

Season (minimum 20 receptions)

24.8 Devery Henderson, 2008 (32 rec.-793 yds.)

23.3 Devery Henderson, 2006 (32 rec.-745 yds.)

21.2 Keith Poole, 1998 (24 rec.-509 yds.)

Game (minimum 3 receptions)

54.7 Eric Martin, vs. Green Bay, 9/14/86 (3-164)

51.3 Keith Poole, at Atlanta, 10/18/98 (3-154)

44.7 Joe Horn, at Atlanta, 11/17/02 (3-134)

Opponent (minimum 3 receptions)

44.7 Stephen Baker, vs. N.Y. Giants, 11/27/88 (3-134)

LONGEST SCORING RECEPTIONS

98 Brandin Cooks from Drew Brees, vs. Oakland, 9/11/16

90 Eddie Kennison from Billy Joe Hobert,

vs. Atlanta 10/10/99

89 Andre Hastings from Kerry Collins,

vs. Dallas, 12/6/98

89 Randal Hill from Heath Shuler,

at Chicago, 10/5/97

87 Brandin Cooks from Drew Brees, vs. Carolina, 10/16/16

INDIVIDUAL RECORDS

Opponent

98	Michael Haynes from Bobby Hebert, at Atlanta, 9/12/93
90	Allen Robinson from Blake Bortles, vs. Jacksonville, 12/27/15
88	Harmon Wages from Bob Berry, at Atlanta, 12/7/69
	Pierre Garcon from Robert Griffin III, vs. Washington, 9/9/12

LONGEST NON-SCORING RECEPTIONS

96	Walt Roberts from Billy Kilmer, at Philadelphia, 11/19/67
85	Wes Chandler from Archie Manning, at San Francisco, 9/23/79
84	Eric Martin from Bobby Hebert, vs. Green Bay, 9/14/86
84	Ken Burrough from Bob Berry, vs. Atlanta, 12/19/71

Total Yards from Scrimmage

TOTAL YARDS (RUSHING & RECEIVING)

Career

9,766	Marques Colston, 2006-15 (9,759 receiving)
7,865	Eric Martin, 1985-93 (7,854 receiving)
7,816	Deuce McAllister, 2001-09 (6,096 rushing)
7,653	Joe Horn, 2000-06 (7,622 receiving)
7,605	Mark Ingram II, 2011-18 (6,007 rushing)

Season

2,157	Deuce McAllister, 2003 (1,641 rushing)
1,800	George Rogers, 1981 (1,674 rushing)
1,776	Dalton Hilliard, 1989 (1,262 rushing)
1,756	Ricky Williams, 2001 (1,245 rushing)

Game

237	Deuce McAllister, vs. Atlanta, 11/16/03 (173 rushing)
232	Deuce McAllister, at Philadelphia, 11/23/03 (184 rushing)
226	Pierre Thomas, at Chicago, 12/30/07 (121 receiving)
225	Rueben Mayes, vs. Miami, 12/7/86 (203 rushing)
206	George Rogers, vs. St. Louis, 9/4/83 (all rushing)

Opponent

336	Willie Anderson, vs. L.A. Rams, 11/26/89 (all receiving)
-----	--

Passing

TOTAL PASSING YARDS

Career

62,089	Drew Brees, 2006- (7,974 att.-5,461 comp.)
21,734	Archie Manning, 1971-75, 77-82 (3,335 att.-1,849 comp.)
19,156	Aaron Brooks, 2000-05 (2,771 att.-1,563 comp.)

Season

5,476	Drew Brees, 2011 (657 att.-468 comp.)
5,208	Drew Brees, 2016 (673 att.-471 comp.)
5,177	Drew Brees, 2012 (670 att.-422 comp.)
5,162	Drew Brees, 2013 (650 att.-446 comp.)
5,069	Drew Brees, 2008 (635 att.-413 comp.)

Game

510	Drew Brees, vs. Cincinnati, 11/19/06 (37-52)
505	Drew Brees, vs. N.Y. Giants, 11/1/15 (39-50)
465	Drew Brees, vs. Carolina, 10/16/16 (34-49)
446	Drew Brees, at Dallas, 12/23/12 (37-53)
	Drew Brees, at Green Bay, 9/30/12 (35-54)
445	Drew Brees, vs. Jacksonville, 11/4/07 (35-49)

Opponent

454	Jim Everett, vs. L.A. Rams, 11/26/89 (29-51)
448	Matt Ryan, at Atlanta, 9/7/14 (31-43)

MOST 300-YARD PASSING GAMES

Career

108	Drew Brees, 2006-
10	Aaron Brooks, 2000-05
9	Archie Manning, 1971-75, 77-82

Season

13	Drew Brees, 2011-NFL RECORD
11	Drew Brees, 2013
10	Drew Brees, 2008
	Drew Brees, 2012
	Drew Brees, 2015
	Drew Brees, 2016

PASS ATTEMPTS

Career

7,974	Drew Brees, 2006- (5,461 comp.)
3,335	Archie Manning, 1971-75, 77-82 (1,849 comp.)
2,771	Aaron Brooks, 2000-05 (1,563 comp.)

Season

673	Drew Brees, 2016 (471 comp.)
670	Drew Brees, 2012 (442 comp.)
659	Drew Brees, 2014 (456 comp.)
658	Drew Brees, 2010 (448 comp.)
657	Drew Brees, 2011 (468 comp.)

Game

60	Aaron Brooks, vs. Denver, 11/21/04 (34 comp.)
	Drew Brees, at Chicago, 12/30/07 (35 comp.)
58	Drew Brees, at Atlanta, 11/9/08 (31 comp.)
57	Drew Brees, vs. Tampa Bay, 10/5/14 (35 comp.)

Opponent

59	Steve Grogan, at New England, 11/12/89 (27 comp.)
58	Ben Roethlisberger, at Pittsburgh, 11/30/14 (32 comp.)

PASS COMPLETIONS

Career

5,461	Drew Brees, 2006- (7,974 att.)
1,849	Archie Manning, 1971-75, 77-82 (3,335 att.)
1,563	Aaron Brooks, 2000-05 (2,771 att.)

Season

471	Drew Brees, 2016 (673 att.) NFL RECORD
468	Drew Brees, 2011 (657 att.)

Game

39	Drew Brees, at Denver, 9/21/08 (48 att.)
	Drew Brees, at St. Louis, 12/15/13 (56 att.)
	Drew Brees, vs. N.Y. Giants, 11/1/15 (50 att.)
	Drew Brees at Atlanta, 9/23/18 (49 att.)

Opponent

35	Matt Ryan, vs. Atlanta, 11/22/18 (47 att.)
34	Matt Ryan, vs. Atlanta, 12/26/11 (52 att.)
	Matt Ryan, vs. Atlanta, 11/11/12 (52 att.)

INDIVIDUAL RECORDS

MOST CONSECUTIVE COMPLETIONS

- 19** Drew Brees, 12/27/09
Drew Brees, 11/10/13
Drew Brees, 11/19-11/26/17
18 Drew Brees, 11/1/15
17 Drew Brees, 12/16-12/23/07
Opponent
18 Don Majkowski, at Green Bay, 9/17/89

COMPLETION PERCENTAGE

- Career** (minimum 500 attempts)
68.5 Drew Brees, 2006- (7,974 att.-5,461 comp.)
61.0 Jim Everett, 1994-96 (1,571 att.-958 comp.)
58.5 Bobby Hebert, 1985-89, 91-92 (2,055 att.-1,202 comp.)

Season (minimum 100 attempts)

- 74.4** Drew Brees, 2018 (489 att.-364 comp.) **NFL RECORD**
72.0 Drew Brees, 2017 (536 att.-386 comp.)
71.2 Drew Brees, 2011 (657 att.-468 comp.)

Game (minimum 10 attempts)

- 90.9 Mike Buck, at Pittsburgh, 10/17/93 (11-10)
89.6 Drew Brees, vs. Washington, 10/8/18 (29-26)
88.6 Drew Brees, vs. Indianapolis, 10/23/11 (35-31)
87.0 Bobby Hebert, vs. Denver, 11/20/88 (23-20)

Opponent

- 90.9 Scott Hunter, at Atlanta, 10/31/76 (11-10)
90.5 Lynn Dickey, vs. Green Bay, 12/13/81 (21-19)

TOUCHDOWN PASSES

- Career**
440 Drew Brees, 2006-
120 Aaron Brooks, 2000-05
115 Archie Manning, 1971-75, 77-82

Season

- 46** Drew Brees, 2011
43 Drew Brees, 2012
39 Drew Brees, 2013

Game

- 7** Drew Brees, vs. N.Y. Giants, 11/1/15
6 Billy Kilmer, at St. Louis, 11/2/69
Drew Brees, vs. Detroit, 9/13/09
5 8 times, last Drew Brees at Pittsburgh, 11/30/14

Opponent

- 6** Charley Johnson, at St. Louis, 11/2/69
Peyton Manning, vs. Indianapolis, 9/28/03
Eli Manning, vs. N.Y. Giants, 11/1/15

PASSER RATING

- Career** (minimum 500 attempts)
100.6 Drew Brees, 2006-
(5,461-7,974; 62,089 yds.; 440 TD, 180 INT)

Season (minimum 100 attempts)

- 115.7** Drew Brees, 2018
(364-489; 3,992 yds.; 32 TD, 5 INT)
110.6 Drew Brees, 2011
(468-657; 5,476 yds.; 46 TD, 14 INT)
109.6 Drew Brees, 2009
(363-514; 4,388 yds.; 34 TD, 11 INT)
104.7 Drew Brees, 2013
(446-650; 5,162 yds.; 39 TD, 12 INT)

Game (minimum 10 attempts)

- 158.3 Mike Buck, at Pittsburgh, 10/17/93
(10-11, 164 yds., 2 TD, 0 INT)
158.3 Drew Brees, vs. New England, 11/30/09
(18-23; 371 yds.; 5 TD, 0 INT)

- 157.5** Drew Brees, vs. Green Bay, 11/24/08
(20-26; 323 yds.; 4 TD, 0 INT)
157.4 Drew Brees, vs. Tampa Bay, 12/29/13
(24-31; 381 yds.; 4 TD, 0 INT)
156.8 Drew Brees, vs. N.Y. Giants, 10/18/09
(23-30; 369 yds.; 4 TD, 0 INT)

PASSES INTERCEPTED

- Career**
180 Drew Brees, 2006-
156 Archie Manning, 1971-75, 77-82
84 Aaron Brooks, 2000-05

Season

- 22** Aaron Brooks, 2001
Drew Brees, 2010
21 Archie Manning, 1972
Aaron Brooks, 2004
20 Archie Manning, 1975
Archie Manning, 1979
Archie Manning, 1980

Game

- 5** Archie Manning, vs. Atlanta, 9/16/73
Archie Manning, vs. L.A. Rams, 10/7/79
Drew Brees, at Atlanta, 11/29/12

Opponent

- 5** Randy Wright, vs. Green Bay, 9/14/86
Scott Campbell, at Atlanta, 11/1/87

MOST TIMES SACKED

- Career**
337 Archie Manning, 1971-75, 77-82
303 Drew Brees, 2006-

Season

- 50** Aaron Brooks, 2001
49 Archie Manning, 1975
43 Archie Manning, 1972

Game

- 9** Dave Wilson, at San Francisco, 11/13/83
Dave Wilson, at L.A. Rams, 11/3/85
Wade Wilson, at Cleveland, 12/5/93

Opponent

- 8** Steve Bueherlein, at Carolina, 11/12/00
Chris Weinke, vs. Carolina, 12/2/01

Punting

MOST PUNTS

- Career**
570 Thomas Morstead, 2009- (46.9 avg.)
515 Tommy Barnhardt, 1987, 89-94, 99 (42.5 avg.)

Season

- 101** Tom Blanchard, 1976 (39.3 avg.)
92 Tom Blanchard, 1975 (41.0 avg.)
89 Russell Erxleben, 1980 (39.2 avg.)

Game

- 12** Tom Blanchard, vs. Minnesota, 11/16/75 (42.9 avg.)
Steve O'Neal, at San Francisco, 10/21/73 (41.6 avg.)
Russell Erxleben, vs. Washington, 12/26/82 (44.7 avg.)
Tommy Barnhardt, at Baltimore, 12/19/99 (37.2 avg.)

Opponent

- 12** Todd Sauerbrun, at Chicago, 10/5/97 (43.7 avg.)
11 Shawn McCarthy, at New England, 11/8/92 (42.1 avg.)

INDIVIDUAL RECORDS

HIGHEST PUNTING AVERAGE

Career (minimum 50 attempts)

46.9	Thomas Morstead, 2009- (570 punts)
45.8	Mark Royals, 1997-98 (176 punts)
43.7	Mitch Berger, 2003-2005 (227 punts)

Season (minimum 40 attempts)

50.1	Thomas Morstead, 2012 (74 punts)
48.34	Thomas Morstead, 2011 (46 punts)
48.26	Thomas Morstead, 2016 (57 punts)

LONGEST PUNT

81	Tom McNeill, vs. Dallas, 9/28/69
----	----------------------------------

Opponent

87	Dave Finzer, at Chicago, 10/7/84
----	----------------------------------

Punt Returns

MOST RETURNS

Career

142	Michael Lewis, 2001-06 (10.4 avg.)
116	Tyrone Hughes, 1993-96 (9.1 avg.)
104	Jeff Groth, 1981-84 (8.5 avg.)
92	Reggie Bush, 2006-10 (7.8 avg.)
81	Darren Sproles, 2011-13 (8.3 avg.)

Season

47	Eric Guliford, 1997 (10.6 avg.)
44	Michael Lewis, 2002 (14.2 avg.)
39	Jeff Groth, 1983 (7.1 avg.)

Game

8	Marcus Murphy, at Indianapolis, 10/25/15 (44 yds.)
7	Eric Guliford, at Oakland, 11/9/97 (90 yds.)
	Michael Lewis, at Carolina, 11/10/02 (98 yds.)

Opponent

10	Mike Nelms, vs. Washington, 12/26/62 (106 yds.)
----	---

MOST YARDS

Career

1,482	Michael Lewis, 2001-06 (142 ret.)
1,060	Tyrone Hughes, 1993-96 (116 ret.)
887	Jeff Groth, 1981-84 (104 ret.)
720	Reggie Bush, 2006-10 (92 ret.)
671	Darren Sproles, 2011-13 (81 ret.)

Season

625	Michael Lewis, 2002 (44 ret.)
503	Tyrone Hughes, 1993 (37 ret.)
498	Eric Guliford, 1997 (47 ret.)
436	Jeff Groth, 1981 (37 ret.)
382	Michael Lewis, 2004 (34 ret.)

Game

176	Reggie Bush, vs. Minnesota, 10/6/08 (5 ret.)
161	Pete Athas, vs. Houston, 10/3/76 (6 ret.)
139	Michael Lewis, vs. Carolina, 12/29/02 (5 ret.)
130	Mel Gray, vs. Tampa Bay, 12/6/87 (2 ret.)
128	Tyrone Hughes, at Rams, 10/3/93 (4 ret.)

Opponent

143	Chuck Latourette, vs. St. Louis, 9/29/68 (3 ret.)
-----	---

HIGHEST RETURN AVERAGE

Career (minimum 20 returns)

13.4	Mel Gray, 1986-88 (49 ret.)
13.3	Andre Hastings, 1997-99 (23 ret.)
10.5	Eric Guliford, 1997-98 (57 ret.)
10.4	Michael Lewis, 2001-06 (142 ret.)
10.1	Howard Stevens, 1973-74 (54 ret.)

Season (minimum 10 returns)

14.7	Mel Gray, 1987 (24 ret.)
14.2	Michael Lewis, 2002 (44 ret.)
14.0	Andre Hastings, 1998 (22 ret.)
13.6	Tyrone Hughes, 1993 (37 ret.)
13.5	Reggie Bush, 2008 (20 ret.)

LONGEST RETURNS

83t	Tyrone Hughes, at Philadelphia, 12/26/93
	Michael Lewis, at Washington, 10/13/02
80	Mel Gray, vs. Tampa Bay, 12/6/87

Opponent

103t	Robert Bailey, vs. L.A. Rams, 10/23/94
------	--

PUNTS RETURNED FOR TOUCHDOWNS (12)

83	Michael Lewis, at Washington, 10/13/02
83	Tyrone Hughes, at Philadelphia, 12/26/93
74	Tyrone Hughes, at L.A. Rams, 10/3/93
74	Marcus Murphy, at Carolina, 9/27/15
72	Darren Sproles, at Green Bay, 9/8/11
71	Reggie Bush, vs. Minnesota, 10/6/08
66	Mel Gray, vs. Denver, 11/20/88
65	Reggie Bush, vs. Tampa Bay, 10/8/06
64	Reggie Bush, vs. Minnesota, 10/6/08
56	Derrick Shepard, vs. Dallas, 9/10/89
55	Reggie Bush, at Washington, 9/14/08
53	Charlie Brown, vs. Pittsburgh, 12/15/68

Opponent (26) - Longest:

103	Robert Bailey, vs. L.A. Rams, 10/23/94
95	Desmond Howard, vs. Detroit, 9/3/00
88	Mike Fuller, vs. San Diego, 10/9/77
86	Chuck Latourette, vs. St. Louis, 9/29/68
84	Ron Smith, at San Diego, 11/18/73
	Winslow Oliver, vs. Carolina, 9/8/96

Kickoff Returns

MOST RETURNS

Career

243	Michael Lewis, 2001-06 (24.3 avg.)
229	Tyrone Hughes, 1993-96 (25.0 avg.)
124	Rich Mauti, 1977-80, 1982-83 (22.9 avg.)

Season

70	Michael Lewis, 2002 (25.8 avg.)
	Tyrone Hughes, 1996 (25.6 avg.)
66	Tyrone Hughes, 1995 (24.5 avg.)

Game

8	Tyrone Hughes, vs. San Diego, 10/16/94 (196 yds.)
	Tyrone Hughes, at Minnesota, 11/19/95 (156 yds.)
	Michael Lewis, at Detroit, 9/29/02 (158 yds.)
	Aaron Stecker, vs. Carolina, 12/5/04 (214 yds.)
	Pierre Thomas, vs. St. Louis, 11/11/07 (233 yds.)

Opponent

8	Troy Walters, vs. Minnesota, 10/7/01 (178 yds.)
---	---

MOST YARDS

Career

5,903	Michael Lewis, 2001-06 (243 ret.)
5,717	Tyrone Hughes, 1993-96 (229 ret.)
2,836	Rich Mauti, 1977-80, 82-83 (124 ret.)

Season

1,807	Michael Lewis, 2002 (70 ret.)
1,791	Tyrone Hughes, 1996 (70 ret.)
1,617	Tyrone Hughes, 1995 (66 ret.)

INDIVIDUAL RECORDS

Game

304	Tyrone Hughes, vs. L.A. Rams, 10/23/94 (7 ret.)
233	Pierre Thomas, vs. St. Louis, 11/11/07 (8 ret.)
215	Dino Philyaw, vs. St. Louis, 12/12/99 (7 ret.)

Opponent

230	Domenik Hixon, vs. N.Y. Giants, 10/18/09 (7 ret.)
227	David Wilson, at N.Y. Giants, 12/9/12 (4 ret.)
203	Jason Tucker, vs. Dallas, 12/24/99 (6 ret.)

HIGHEST RETURN AVERAGE

Career (minimum 25 returns)

26.3	Walt Roberts, 1967 (28 ret.)
26.1	Darren Sproles, 2011-13 (70 ret.)
26.1	John Gilliam, 1967-68, 77 (31 ret.)
25.6	Courtney Roby, 2008-12 (94 ret.)

Season (minimum 10 returns)

31.5	Alvin Kamara, 2017 (11 ret.)
30.1	John Gilliam, 1967 (16 ret.)
27.9	Don Shy, 1969 (16 ret.)
27.9	Mel Gray, 1986 (31 ret.)
27.8	Bobby Morse, 1989 (10 ret.)

KICKOFFS RETURNED FOR TOUCHDOWNS (16)

106 Alvin Kamara, at Tampa Bay, 12/31/17

102	Eric Guliford, at St. Louis, 8/31/97
101	Mel Gray, at San Francisco, 9/21/86
100	Aaron Craver, at Minnesota, 11/8/98
99	Bobby Morse, at Detroit, 12/3/89
	Tyrone Hughes, at Minnesota, 11/28/93
98	Tyrone Hughes, vs. L.A. Rams, 10/23/94
98	Aaron Stecker, at Tampa Bay, 12/19/04
97	Michael Lewis, vs. Minnesota, 12/15/02
	Courtney Roby, at St. Louis, 11/15/09
96	Michael Lewis, vs. Atlanta, 12/26/04
94	John Gilliam, vs. L.A. Rams, 9/17/67
92	Clarence Chapman, at San Francisco, 11/27/77
92	Tyrone Hughes, vs. L.A. Rams, 10/23/94
91	Walt Roberts, vs. Philadelphia, 11/5/67
90	Michael Lewis, at Washington, 10/13/02

Opponent (14) - 5 Longest

108	Randall Cobb, at Green Bay, 9/8/11
105	Travis Williams, at L.A. Rams, 12/5/71
100	Rod Smart, at Carolina, 10/5/03
	Maurice Jones-Drew, vs. Jacksonville, 11/4/07
98	Dexter Carter, at San Francisco, 12/1/91

Combined Kickoff/ Punt Returns

MOST RETURNS

Career

385	Michael Lewis, 2001-06
345	Tyrone Hughes, 1993-96
199	Rich Mauti, 1977-80, 82-83
151	Darren Sproles, 2011-13
142	Mel Gray, 1986-88

Season

114	Michael Lewis, 2002
100	Tyrone Hughes, 1996

Game

11	Tyrone Hughes, at Carolina, 10/22/95
	Tyrone Hughes, vs. Arizona, 9/22/96
	Michael Lewis, at Carolina, 11/10/02
10	Tyrone Hughes, vs. L.A. Rams, 10/23/94
	Chad Morton, vs. Detroit, 9/3/00
	Chad Morton, at San Diego, 9/10/00

Michael Lewis, at Carolina, 10/14/01

Michael Lewis, at Detroit, 9/29/02

Az-Zahir Hakim, at St. Louis, 10/23/05

MOST YARDS

Career

7,385	Michael Lewis, 2001-06
6,777	Tyrone Hughes, 1993-96
3,446	Rich Mauti, 1977-80, 82-83

Season

2,432	Michael Lewis, 2002 NFL RECORD
1,943	Tyrone Hughes, 1996
1,879	Tyrone Hughes, 1995

Game

347	Tyrone Hughes, vs. L.A. Rams, 10/23/94
286	Michael Lewis, at Washington, 10/13/02
233	Pierre Thomas, vs. St. Louis, 11/11/07
232	Eric Guliford, at St. Louis, 8/31/97
231	Chad Morton, at San Diego, 9/10/00

Opponent

233	Chuck Latourette, vs. St. Louis, 9/29/68
225	Brian Mitchell, vs. Washington, 9/11/94

MOST RETURNS FOR TOUCHDOWNS

Career

5	Tyrone Hughes, 1993-95
4	Michael Lewis, 2001-06
	Reggie Bush, 2006-10

Season

3	Tyrone Hughes, 1993
	Michael Lewis, 2002
	Reggie Bush, 2008

Game

2	Tyrone Hughes, vs. L.A. Rams, 10/23/94
	Michael Lewis, at Washington, 10/13/02
	Reggie Bush, vs. Minnesota, 10/6/08

Opponent

1	41 times
---	----------

Combined Yardage

MOST COMBINED YARDAGE

(RUSH, RECEIVE, PUNT, KICKOFF)

Season

2,696	Darren Sproles, 2011 (603, 710, 294, 1,383)
-------	---

NFL RECORD

2,647	Michael Lewis, 2002 (15, 200, 625, 1807)
-------	--

Interceptions

MOST INTERCEPTIONS

Career

37	Dave Wayer, 1980-89 (395 yds.)
36	Tommy Myers, 1972-81 (621 yds.)
28	Sammy Knight, 1997-2002 (464 yds.)
21	Gene Atkins, 1987-93 (324 yds.)
19	Dave Whitsell, 1967-69 (242 yds.)

Season

10	Dave Whitsell, 1967 (178 yds.)
9	Dave Wayer, 1986 (48 yds.)
	Darren Sharper, 2009 (376 yds.)
7	Tommy Myers, 1979 (127 yds.)
	Johnnie Poe, 1983 (146 yds.)

INDIVIDUAL RECORDS

Game

- 3 Tommy Myers, vs. Minnesota, 9/3/78 (151 yds.)
 Dave Waymer, vs. Philadelphia, 10/6/85 (28 yds.)
 Reggie Sutton, at Chicago, 10/18/87 (42 yds.)
 Gene Atkins, at Phoenix, 12/22/91 (198 yds.)
 Sammy Knight, at Buffalo, 9/9/01 (40 yds.)

Opponent

- 3 Pat Thomas, vs. L.A. Rams, 10/7/79 (5 yds.)
 Leonard Coleman, at Indianapolis, 10/12/86 (31 yds.)
 Rod Woodson, at San Francisco, 9/14/97 (81 yds.)
 Ronde Barber, at Tampa Bay, 12/23/01 (56 yds.)
 Keith Bulluck, vs. Tennessee, 9/24/07 (51 yds.)

MOST YARDS RETURNED

Career

- 621 Tommy Myers, 1972-81 (36 ret.)
 464 Sammy Knight, 1997-2002 (28 ret.)
 395 Dave Waymer, 1980-89 (37 ret.)
 376 Darren Sharper, 2009-10 (9 ret.)
 324 Gene Atkins, 1987-93 (21 ret.)

Season

- 376 Darren Sharper, 2009 (9 ret.) **NFL RECORD**
 198 Gene Atkins, 1991 (5 ret.)
 178 Dave Whitsell, 1967 (10 ret.)
 171 Sammy Knight, 1998 (6 ret.)
 167 Tommy Myers, 1978 (6 ret.)

Game

- 151 Tommy Myers, vs. Minnesota, 9/3/78 (3 ret.)
 105 Malcolm Jenkins, vs. St. Louis, 12/12/10 (2 ret.)
 99 Gene Atkins, at Phoenix, 12/22/91 (3 ret.)
 Darren Sharper, vs. N.Y. Jets, 10/4/09 (1 ret.)
 Patrick Robinson, vs. Philadelphia, 11/5/12 (1 ret.)

Opponent

- 95 Nick Barnett, at Green Bay, 10/9/05 (1 ret.)
 Chevis Jackson, at Atlanta, 11/9/08 (1 ret.)

MOST RETURNS FOR TOUCHDOWNS

Career

- 4 Sammy Knight, 1997-2002
 3 Jim Merlo, 1973-79
 Brett Maxie, 1985-93
 Darren Sharper, 2009-10
 Dave Whitsell, 1967-69
 Tommy Myers, 1972-81
 Johnnie Poe, 1981-87
 Dennis Winston, 1982-85
 Toi Cook, 1987-93
 Mike McKenzie, 2004-09
 Jabari Greer, 2009-13
 Malcolm Jenkins, 2009-13

Season

- 3 Darren Sharper, 2009
 2 Dave Whitsell, 1967
 Jim Merlo, 1976
 Dennis Winston, 1984
 Sammy Knight, 1998
 Sammy Knight, 2000
 Mike McKenzie, 2007

Game

- 1 60 times (last Cameron Jordan vs. Detroit, 10/15/17)

Opponent

- 2 Eric Allen, at Philadelphia, 12/26/93
 David Bowens, vs. Cleveland, 10/24/10

LONGEST RETURNS

- 99t Darren Sharper, vs. N.Y. Jets, 10/4/09
 Patrick Robinson, vs. Philadelphia, 11/5/12
 97t Tommy Myers, vs. Minnesota, 9/3/78
 Darren Sharper, at Philadelphia, 9/20/09
 96t Malcolm Jenkins, vs. St. Louis, 12/12/10
Opponent
 95t Nick Barnett, at Green Bay, 10/9/05
 Chevis Jackson, at Atlanta, 11/9/08

Quarterback Sacks (since 1982)

MOST SACKS

Career

- 115 Rickey Jackson, 1981-93
 82.5 Wayne Martin, 1989-99
 76.5 Pat Swilling, 1986-92
71.5 Cameron Jordan, 2011-
 67.5 Will Smith, 2004-13

Season

- 17 La'Roi Glover, 2000
 17 Pat Swilling, 1991
 16.5 Pat Swilling, 1989

Game

- 4 Rickey Jackson, at Atlanta, 12/14/86
 Rickey Jackson, at Detroit, 9/18/88
 Pat Swilling, vs. Tampa Bay, 11/11/90
 Wayne Martin, vs. Atlanta, 12/3/92
 Wayne Martin, vs. Detroit, 9/21/97
 3.5 Jim Wilks, at Philadelphia, 12/11/83
 Pat Swilling, at Atlanta, 11/19/89

Opponent

- 6 Fred Dean, at San Francisco, 11/13/83

Fumbles

MOST OPPONENT FUMBLES RECOVERED

Career

- 26 Rickey Jackson, 1981-93
 17 Sam Mills, 1986-94
 14 Dave Waymer, 1980-89
 13 Gene Atkins, 1987-93
 13 Wayne Martin, 1989-99

Season

- 7 Rickey Jackson, 1990
 5 Joe Federspiel, 1975
 Maurice Spencer, 1976
 Jack Del Rio, 1985
 James Geathers, 1989
 Sammy Knight, 2001

Game

- 3 Maurice Spencer, vs. Atlanta, 10/10/76

LONGEST FUMBLE RETURN

- 90t Keith Mitchell, at Carolina, 11/12/00
 86t Tyrone Hughes, vs. San Francisco, 11/28/94
 85t Ernie Jackson, vs. Atlanta, 10/15/72
 76t Sam Mills, at N.Y. Jets, 12/26/92

Opponent

- 98t Toby Wright, vs. L.A. Rams, 10/23/94
 96t C.L. Whittington, vs. Houston, 10/3/76

INDIVIDUAL RECORDS

MOST OWN FUMBLES RECOVERED

Game

- 3 Marcus Dowdell, at Phoenix, 10/18/92
Kyle Turley, vs. St. Louis, 12/24/00

MOST FUMBLES RETURNED FOR TOUCHDOWNS

Career

- 2 Robert "Pig" Goff, 1990-95
Tyrone Hughes, 1993-95
Sam Mills, 1986-94
Tommy Myers, 1972-81
Frank Warren, 1981-89, 91-93
Keith Mitchell, 1997-2001

Season

- 2 Robert "Pig" Goff, 1992
Tyrone Hughes, 1994

MOST TIMES FUMBLED

Career


- 81 **Drew Brees, 2006-**
62 Archie Manning, 1971-75, 77-82
59 Aaron Brooks, 2000-05

Season

- 14 Aaron Brooks, 2002 (11 lost)
13 Aaron Brooks, 2001 (3 lost)
Aaron Brooks, 2004 (2 lost)
11 George Rogers, 1981 (6 lost)

Game

- 4 Aaron Brooks, vs. Tampa Bay, 12/7/03 (3 lost)
3 Billy Kilmer, at St. Louis, 12/3/67
Billy Kilmer, vs. Cleveland, 10/12/69
Howard Stevens, at Dallas, 9/24/73
Hokie Gajan, vs. Tampa Bay, 9/22/85 (2 lost)
Rueben Mayes, vs. San Francisco, 10/25/87 (2 lost)
Rueben Mayes, at Pittsburgh, 11/29/87 (2 lost)
Heath Shuler, vs. Atlanta, 10/12/97 (1 lost)
Ricky Williams, vs. San Francisco, 1/6/02 (2 lost)
Aaron Brooks, at Cincinnati, 12/22/02 (3 lost)
Aaron Brooks, vs. San Francisco, 9/19/04 (2 lost)
Drew Brees, at Green Bay, 9/17/06 (2 lost)



TEAM RECORDS

* - Records as a result of the strike-shortened season in 1982 (nine games)

Scoring

MOST POINTS

Season

547 2011
510 2009
504 2018

Opponent

487 1980

Game

62 Saints 62 vs. Indianapolis 7,
10/23/11

Opponent

62 Atlanta 62 at Saints 7, 9/16/73

Half

42 at Tampa Bay, 10/14/79 (Second
half)

Opponent

38 Atlanta, 9/16/73 (Second half)

Quarter

28 at Seattle, 11/21/76 (3rd); vs.
Oakland, 12/3/79 (2nd)
at Cincinnati, 11/11/18 (2nd)
25 at St. Louis Rams, 10/28/01 (3rd)

Opponent

28 at Philadelphia, 11/19/67 (2nd); at
Chicago, 10/10/71 (2nd); vs. L.A.
Rams, 10/7/79 (2nd).

FEWEST POINTS

Season

129 1982*
163 1973

Opponent

160 1982*
202 1992

Game

0 14 times (last vs. San Francisco,
1/6/02)

Opponent

0 14 times (last at Miami, game
played at Wembley Stadium,
10/1/17)

MOST TOUCHDOWNS

Season

66 2011
64 2009
60 2018

Opponent

60 1980

Game

8 vs. Indianapolis, 10/23/11
7 at St. Louis Cardinals, 11/2/69; vs.
N.Y. Giants, 10/18/09; vs. N.Y. Giants,
11/28/11; vs. Dallas, 11/10/13; vs.
N.Y. Giants, 11/1/15; 11/27/16 vs.
L.A. Rams; 11/12/17 at Buffalo

Opponent

8 vs. Atlanta, 9/16/73
7 vs. N.Y. Giants, 11/1/15

FEWEST TOUCHDOWNS

Season

16 1973, 1982*
17 1970

Opponent

19 1982*
23 1991

MOST GAMES WITHOUT YIELDING A TOUCHDOWN

5 1991 (Two shutouts)

MOST TOUCHDOWNS RUSHING

Season

28 1979
26 2018
23 2017

Opponent

28 1980

Game

6 at Buffalo, 11/12/17

Opponent

5 at St. Louis, 10/23/77; at N.Y. Giants,
9/24/95; vs. Carolina, 12/30/12

FEWEST TOUCHDOWNS RUSHING

Season

4 1970, 1985
5 1972, 1973

Opponent

6 1987, 1991

MOST TOUCHDOWNS PASSING

Season

46 2011
43 2012
39 2013

Opponent

45 2015

Game

7 vs. N.Y. Giants, 11/1/15
6 at St. Louis Cardinals, 11/2/69; vs.
Detroit, 9/13/09

Opponent

6 at St. Louis Cardinals, 11/2/69; vs.
Indianapolis, 9/28/03; vs. N.Y.
Giants, 11/1/15

FEWEST TOUCHDOWNS PASSING

Season

8 1975, 1976, 1981, 1982*

Opponent

11 1982*
12 1991
13 1992, 2010

MOST FIELD GOALS

Season

33 1987 (42 attempts)
31 1985 (35 attempts)
2002 (35 attempts)
2017 (36 attempts)

Opponent

34 2008 (39 attempts)

Game

5 at Green Bay (Milw.), 11/28/71 (6
att.); vs. L.A. Rams, 12/1/85 (5 att.);
vs. San Francisco, 10/25/87 (7 att.);
vs. Atlanta, 12/3/92 (5 att.); at
Atlanta, 12/11/94 (5 att.); vs.
Minnesota, 10/7/01 (5 att.); at St.
Louis, 10/28/01 (5 att.); at St. Louis,
9/26/04 (6 att.)

Opponent

6 at N.Y. Jets, 12/3/72 (7 att.); vs. San
Francisco, 10/16/83 (6 att.); vs.
Atlanta, 11/13/94 (6 att.); vs.
Carolina, 12/5/04 (6 att.); vs. Kansas
City, 9/23/12 (6 att.)

MOST DEFENSIVE TOUCHDOWNS

Season

9 1998
8 2009
6 1992

Opponent

9 1993

MOST POINTS AFTER TOUCHDOWN

Season

63 2011 (63 att.)
60 2009 (63 att.)
57 2012 (57 att.)

Opponent

56 1980 (60 att.)

Game

8 vs. Indianapolis, 10/23/11 (8 att.)
7 vs. N.Y. Giants, 11/28/11 (7 att.); vs.
Dallas, 11/10/13 (7 att.); vs. N.Y.
Giants, 11/1/15 (7 att.); vs. L.A.
Rams, 11/27/16 (7 att.); vs. Detroit,
10/15/17 (7 att.)

Opponent

8 vs. Atlanta, 9/16/73 (8 att.)
7 vs. N.Y. Giants, 11/1/15 (7 att.)

FEWEST POINTS AFTER TOUCHDOWN

Season

15 1982* (16 att.)
16 1970 (17 att.), 1973 (16 att.)

Opponent

19 1982* (19 att.)
22 1991 (23 att.), 1992 (24 att.)

MOST TWO-POINT CONVERSIONS

Season

4 2002 (11 att.), 2007 (5 att.), 2018 (6
att.)
3 1999 (6 att.)
2 1994 (6 att.), 1995 (9 att.), 1996
(6 att.), 2006 (2 att.),
2011 (3 att.), 2016 (5 att.)

Opponent

5 2018 (6 att.)
4 2002 (5 att.)
3 1994 (4 att.), 1995 (5 att.), 2008
(4 att.), 2014 (4 att.), 2016 (5 att.)

Game

2 vs. St. Louis, 11/11/07; vs. Houston,
9/25/11; vs. Oakland, 9/11/16

RECORDS

TEAM RECORDS

Opponent

2 vs. Carolina, 11/26/95

GREATEST MARGIN OF VICTORY

55 Indianapolis 7 at Saints 62, 10/23/11

GREATEST MARGIN OF DEFEAT

55 Atlanta 62 at Saints 7, 9/16/73

MOST CONSECUTIVE GAMES

SCORING

272 9/8/02 through -
216 12/11/83 through 10/12/97
(streak ended vs. Carolina 10/19/97)

LONGEST WINNING STREAK

13 9/13-12/13/09
10 9/16-11/22/18

LONGEST LOSING STREAK

14 9/7-12/7/80

First Downs

MOST FIRST DOWNS

Season

416 2011
395 2014
2016

Opponent

380 2012
2015

Game

40 vs. Dallas, 11/10/13 **NFL RECORD**
36 vs. Indianapolis, 10/23/11
at Minnesota, 12/18/11

Opponent

36 at Pittsburgh, 11/30/14

FEWEST FIRST DOWNS

Season

173 1982*
183 1970

Opponent

151 1982*
214 1991

Game

2 at San Francisco, 10/21/73
3 vs. St. Louis Cardinals, 10/5/80

Opponent

6 vs. L.A. Rams, 9/15/91; vs.
Minnesota, 9/22/91; vs. L.A. Raiders,
12/16/91; at New England,
11/8/92; at New York Giants,
12/24/06

MOST FIRST DOWNS RUSHING

Season

160 1979
135 1983

Opponent

178 1980

Game

20 at Buffalo, 11/12/17
19 at Seattle, 11/21/76

Opponent

23 vs. St. Louis Cardinals, 10/4/80

FEWEST FIRST DOWNS RUSHING

Season

55 1970
67 1967, 1998

Opponent

58 1982*
63 1991

Game

0 at Philadelphia, 10/26/69; vs. St.
Louis Cardinals, 10/5/80; vs. San
Francisco, 9/3/95; at Baltimore
Ravens, 12/19/99; at Jacksonville,
12/21/03; vs. Baltimore Ravens,
10/29/06

Opponent

0 vs. New England, 11/30/86; at
Detroit, 9/18/88; vs. Carolina,
10/15/00

MOST FIRST DOWNS PASSING

Season

280 2011
267 2012
255 2016

Opponent

230 2016

Game

25 vs. Cincinnati, 11/19/06
vs. Jacksonville, 11/11/07
at Dallas, 12/23/12

Opponent

25 at Pittsburgh, 11/30/14

FEWEST FIRST DOWNS PASSING

Season

76 1982*
82 1975

Opponent

81 1982*
103 1977

Game

0 at San Francisco, 10/21/73

Opponent

0 at St. Louis Cardinals, 10/11/87

MOST FIRST DOWNS BY PENALTY

Season

41 2005
36 2014, 2015
33 2018

Opponent

54 2015
44 2017
38 2011

Game

7 at N.Y. Jets, 10/26/86; at Tampa Bay,
9/24/89; at Atlanta, 12/5/99; vs.
Tennessee (OT), 11/8/2015

Opponent

9 at Atlanta, 12/7/17
7 vs. N.Y. Giants, 11/1/15

Net Yards

MOST YARDS

Season

7,474 2011 (2,127 rush, 5,347 pass) **NFL RECORD**

6,816 2016 (1,742 rush, 5,074 pass)
6,582 2014 (1,818 rush, 4,674 pass)

Opponent

7,042 2012 (2,361 rush, 4,681 pass)

Game

625 vs. Dallas, 11/10/13 (242 rush, 383
pass)
617 vs. Carolina, 1/1/12 (208 rush, 409
pass)
608 vs. N.Y. Giants, 11/1/15 (103 rush,
505 pass)

Opponent

605 vs. Minnesota, 10/17/04 (188 rush,
417 pass)
568 at Atlanta, 9/7/714 (123 rush, 445
pass)

FEWEST YARDS

Season

2,655 1982* (1,257 rush, 1,398 pass)
3,187 1975 (1,642 rush, 1,545 pass)

Opponent

2,607 1982* (974 rush, 1,633 pass)
3,797 1974 (1,758 rush, 2,039 pass)

Game

60 vs. Minnesota, 11/16/75 (67 rush, -7
pass)
80 vs. St. Louis Cardinals, 10/5/80 (15
rush, 65 pass)

Opponent

117 vs. L.A. Raiders, 12/16/91 (71 rush,
46 pass)
120 vs. L.A. Rams, 9/15/91 (77 rush, 43
pass)

HIGHEST AVERAGE PER

OFFENSIVE PLAY

Season

6.7 2011 (1,117 plays-7,474 yds.)
6.3 2008 (1,047 plays-6,571 yds.)
2009 (1,032 plays-6,461 yds.)
2017 (1,000 plays-6,259 yards)

Opponent

6.6 2015 (996 plays-6,615 yds.)

Game

9.6 vs. New England, 11/30/09 (480
yds.)
9.0 at New England, 12/3/95 (432 yds.)
8.4 vs. N.Y. Giants, 11/28/11 (577 yds.)

Opponent

8.9 vs. Minnesota, 10/17/04 (605 yds.)

LOWEST AVERAGE PER

OFFENSIVE PLAY

Season

3.5 1975 (908 plays-3,189 yds.)
4.0 1973 (929 plays-3,744 yds.)
1974 (872 plays-3,501 yds.)

Opponent

4.3 1992 (949 plays-4,075 yds.)
1997 (1073 plays-4,645 yds.)

TEAM RECORDS

Rushing

MOST YARDS

Season

2,476 1979 (551 att.)

2,461 1983 (595 att.)

Opponent

3,106 1980 (630 att.)

Game

307 at L.A. Rams, 11/8/81 (52 att.)

299 at Kansas City, 9/26/76 (44 att.)

298 at Buffalo, 11/12/17 (48 att.)

Opponent

340 vs. L.A. Rams, 11/25/73 (55 att.)

FEWEST YARDS

Season

1,192 1967 (334 att.)

1,215 1970 (371 att.)

Opponent

974 1982* (255 att.)

1,213 1991 (334 att.)

1,283 2018 (356 att.)

Game

7 vs. San Francisco, 10/1/72 (16 att.)

11 vs. N.Y. Giants, 12/20/93 (12 att.)

at Baltimore, 12/19/99 (16 att.)

Opponent

2 vs. New England, 11/30/86 (18 att.)

MOST ATTEMPTS

Season

595 1983 (2,461 yds.)

569 1987 (2,190 yds.)

Opponent

630 1980 (3,106 yds.)

Game

55 at Atlanta, 10/20/74 (232 yds.) at

San Francisco, 10/15/78 (175 yds.)

Opponent

62 vs. St. Louis Cardinals, 10/5/80 (330 yds.)

FEWEST ATTEMPTS

Season

331 1982* (1257 yds.)

334 1967 (1193 yds.)

Opponent

255 1982* (974 yds.)

334 1991 (1213 yds.)

Game

9 vs. St. Louis Cardinals, 10/5/80 (15 yds.)

vs. Denver, 12/3/00 (21 yds.)

Opponent

10 vs. Dallas, 9/10/89 (20 yds.)

at St. Louis Rams, 11/26/00 (28 yds.)

HIGHEST AVERAGE PER RUSH

Season

4.9 2011 (431 att.-2,127 yds.)

4.7 2017 (444 att.-2,070 yds.)

Opponent

5.2 2012 (457 att.-2,361 yds.)

5.0 2011 (351 att.-1,738 yds.)

Game

8.3 at Philadelphia, 11/23/03

(24 att.-199 yds.)

8.0 at Dallas, 9/28/14

(13 att.-104 yds.)

Opponent

8.3 at Pittsburgh, 11/12/06

(26 att.-217 yds.)

8.1 at Carolina, 11/30/97

(23 att.-186 yds.)

LOWEST AVERAGE PER RUSH

Season

3.3 1970 (371 att.-1,215 yds.)

3.4 1996 (386 att.-1,308 yds.)

Opponent

3.2 1986 (486 att.-1,559 yds.)

Game

0.4 vs. San Francisco, 10/1/72

(16 att.-7 yds.)

Opponent

0.1 vs. New England, 11/30/86

(18 att.-2 yds.)

Passing

MOST NET YARDS

Season

5,347 2011

5,074 2016

Opponent

4,681 2012

Game

505 vs. N.Y. Giants, 11/1/15

504 vs. Cincinnati, 11/19/06

Opponent

445 at Atlanta, 9/7/14

FEWEST NET YARDS

Season

1,398 1982*

1,545 1975

Opponent

1,633 1982*

1,893 1977

Game

-15 at San Francisco, 10/21/73

-7 vs. Minnesota, 11/16/75

Opponent

4 at St. Louis Cardinals, 10/11/87

MOST ATTEMPTS

Season

674 2015 (472 comp.)

671 2012 (423 comp.)

Opponent

626 2011 (362 comp.)

Game

60 vs. Denver, 11/21/04 (34 comp.)

at Chicago, 12/30/07 (35 comp.)

at Atlanta, 11/9/08 (31 comp.)

Opponent

61 vs. Atlanta, 12/26/11 (40 comp.)

FEWEST ATTEMPTS

Season

248 1982* (137 comp.)

321 1977 (166 comp.)

Opponent

290 1977 (154 comp.)

Game

4 at San Francisco, 10/15/78

(2 comp.)

Opponent

10 at New England, 12/4/83

(3 comp.)

at St. Louis, 10/1/87 (3 comp.)

MOST COMPLETIONS

Season

472 2011 (662 att.) **NFL RECORD**

2016 (674 att.) **NFL RECORD**

Opponent

384 2018 (573 att.)

Game

39 at Denver, 9/21/08 (48 att.)

at St. Louis Rams, 12/15/13 (48 att.)

vs. N.Y. Giants, 11/1/15 (50 att.)

at Atlanta 9/23/18 (49 att.)

vs. Cincinnati, 11/19/06 (52 att.)

vs. Cleveland, 10/24/10 (56 att.)

at Dallas, 12/23/12 (53 att.)

at Arizona, 12/18/16 (48 att.)

Opponent

40 vs. Atlanta, 12/26/11 (61 att.)

FEWEST COMPLETIONS

Season

137 1982* (248 att.)

163 1973 (338 att.)

Opponent

149 1982* (245 att.)

153 1968 (366 att.)

Game

2 at San Francisco, 10/15/78 (4 att.)

Opponent

3 at New England, 12/4/83 (10 att.)

at St. Louis Cardinals, 10/11/87 (10 att.)

HIGHEST COMPLETION PERCENTAGE

Season

73.4 2018 (381 comp.-519 att.) **NFL RECORD**

72.0 2017 (386 comp.-536 att.)

Opponent

68.4 2015 (372 comp.-544 att.)

Game

89.7 vs. Denver, 11/20/88

(26 comp.-29 att.)

88.6 vs. Indianapolis, 10/23/11

(31 comp.-35 att.)

Opponent

90.5 vs. Green Bay, 12/13/81 (19 comp.-21 att.)

TEAM RECORDS

LOWEST COMPLETION PERCENTAGE

Season	
46.2	1975 (181 comp.-392 att.)
47.0	1971 (182 comp.-387 att.)
Opponent	
41.8	1968 (153 comp.-366 att.)

Game

23.5	vs. L.A. Rams, 9/3/81 (4 comp.-17 att.)
26.9	at Chicago, 10/7/84 (7 comp.-26 att.)

Opponent

22.7	vs. Chicago, 10/27/91 (5 comp.-22 att.)
------	--

MOST PASSES INTERCEPTED

Season	
33	1997
30	1999
Opponent	
30	1987

Game

6	vs. Atlanta, 9/16/73 at San Francisco, 9/14/97
5	vs. L.A. Rams, 10/7/79 at Atlanta, 11/22/12

Opponent

7	vs. Green Bay, 9/14/86
---	------------------------

FEWEST PASSES HAD INTERCEPTED

Season	
7	2018
8	2003, 2017
Opponent	
8	1990

Interceptions

MOST INTERCEPTIONS

Season	
30	1987
29	1991
Opponent	
33	1997

Game

7	vs. Green Bay, 9/14/86
5	at Atlanta, 11/11/87 vs. N.Y. Giants, 11/22/87 at Philadelphia, 10/13/91 at Phoenix, 12/22/91

Opponent

6	vs. Atlanta, 9/16/73 vs. San Francisco, 9/14/97
---	--

FEWEST INTERCEPTIONS

Season	
8	1990
9	1982*, 2010, 2011, 2015
Opponent	
8	2003

MOST RETURN YARDAGE

Season	
652	2009 (26 int.)
482	1991 (29 int.)
466	1998 (21 int.)
Opponent	
483	1999 (30 int.)

Game

176	vs. Minnesota, 9/3/78 (4 int.)
126	vs. Minnesota, 10/13/68 (2 int.)
Opponent	
136	at Minnesota, 12/4/88 (2 int.)

FEWEST RETURN YARDAGE

Season	
73	1969 (12 int.)
80	2011 (9 int.)
Opponent	
49	2017 (8 int.)
75	2018 (7 int.)
79	1982* (14 int.)

MOST RETURNS FOR TOUCHDOWNS

Season	
5	1998, 2009
4	2000, 2012
Opponent	
6	1993

Game

2	at Miami, 10/25/09 vs. Detroit, 10/15/17
---	---

Opponent

3	vs. Tampa Bay, 12/11/77
---	-------------------------

Fumbles

MOST

Season	
40	1981 (20 lost)
37	1983 (22 lost)
Opponent	
43	1975 (23 lost)

Game

7	at L.A. Rams, 11/8/81 (2 lost); vs. New England, 11/30/86 (5 lost).
---	--

Opponent

7	vs. Cleveland, 12/12/71 (5 lost); at L.A. Rams, 12/16/79 (4 lost); at N.Y. Jets, 10/26/86 (2 lost); at Dallas, 11/25/10 (2 lost).
---	--

FEWEST

Season	
6	2011 (5 lost) NFL RECORD
12	2013 (7 lost)
13	2012 (5 lost)
17	1982* (10 lost)
	2015 (8 lost)
	2016 (9 lost)
Opponent	
15	2014 (5 lost)
16	2008 (7 lost)

MOST LOST

Season	
22	1983 (37 fumbles)
22	1997 (34 fumbles)
Opponent	
27	1976 (38 fumbles)

Game

5	vs. New England, 11/30/86 (7 fumbles)
---	--

Opponent

5	vs. Dallas, 11/3/68 (5 fumbles); vs. Cleveland, 12/12/71 (7 fumbles); at Atlanta, 11/25/79 (6 fumbles).
---	---

FEWEST LOST

Season	
5	2011 (6 fumbles)
	2012 (13 fumbles)
Opponent	
5	2014 (5 fumbles)
	2017 (20 fumbles)

MOST RETURNED FOR TOUCHDOWNS

Season	
5	1998
3	1992, 2009
Opponent	
4	1975

Game

2	at San Francisco, 10/19/75
---	----------------------------

Opponent

2	at St. Louis, 10/11/87 at Arizona, 10/10/10
---	--

Turnovers

MOST

Season	
55	1997
47	1981, 1983
Opponent	
49	1981, 1987

Game

8	vs. Atlanta, 9/16/73 vs. Detroit, 10/28/90 at San Francisco, 9/14/97
---	--

Opponent

8	at St. Louis, 10/28/01
---	------------------------

FEWEST

Season	
16	2018
18	2017
19	2011, 2013
Opponent	
16	2011
17	2014

Quarterback Sacks

MOST

Season	
66	2000 (378 yds.) - Led NFL
59	1997 (408 yds.) - Led NFL

TEAM RECORDS

Opponent

58 1985 (461 yds.)

Game

9 vs. L.A. Rams, 12/1/85 (69 yds.) at Atlanta, 12/9/01 (53 yds.)
8 vs. Chicago, 9/18/83 (73 yds.) vs. Carolina, 10/15/00 (41 yds.) at Carolina, 11/12/00 (37 yds.) vs. Carolina, 12/2/01 (60 yds.)

Opponent

10 vs. Atlanta, 10/12/97 (76 yds.)

FEWEST

Season

17 1970 (136 yds.)
21 1969 (199 yds.)

Opponent

13 2008 (92 yds.)
15 1992 (119 yds.)

MOST YARDS LOST

Season

437 1983 (56 sacks)
420 1984 (55 sacks)

Opponent

461 1985 (58 sacks)

Game

73 vs. Chicago, 9/18/83 (8 sacks)

Opponent

81 vs. San Diego, 10/9/77 (8 sacks)

Punting

MOST

Season

101 1976 (39.3 avg.)
92 1975 (41.0 avg.)

Opponent

92 1997 (39.9 avg.)

Game

12 vs. Minnesota, 11/16/75
11 at San Francisco, 10/21/73
vs. Washington, 12/26/82
at Baltimore, 12/19/99

Opponent

12 at Chicago, 10/5/97

FEWEST

Season

43 2018 (46.4 avg.)
46 1982* (43.0 avg.)
47 2011 (47.3 avg.)

Opponent

50 1971 (41.2 avg.)

Game

0 vs. San Francisco, 10/26/02; vs. Atlanta, 1/2/83; at Detroit, 12/21/08; vs. Green Bay, 10/26/14; vs. Washington, 10/8/18; at Cincinnati, 11/11/18

Opponent

0 at N.Y. Giants, 10/8/67
at San Francisco, 11/14/71
vs. Cleveland, 9/13/87
at Minnesota, 11/19/95
vs. St. Louis Rams, 12/12/99
vs. Minnesota, 10/17/04
vs. Green Bay, 10/26/14

HIGHEST AVERAGE

Season

50.1 2012 (74 punts)

Opponent

46.8 2016 (56 punts)

LOWEST AVERAGE

Season

37.6 1968 (75 punts)
39.0 1989 (71 punts)

Opponent

37.5 1987 (73 punts)

Punt Returns

MOST RETURNS

Season

53 1989 (428 yds.)
51 2006 (372 yds.)

Opponent

64 1976 (742 yds.)

Game

8 at Indianapolis, 10/25/15 (44 yds.)
7 at Carolina, 11/10/02 (8 yds.)
vs. New England, 11/30/86 (66 yds.)
at Detroit, 12/3/89 (48 yds.)
at Oakland, 11/9/97 (90 yds.)

Opponent

10 vs. Washington, 12/26/82 (106 yds.)

FEWEST RETURNS

Season

16 1971 (100 yds.)
1972 (43 yds.)
19 2014 (134 yds.)

Opponent

12 2018 (64 yds.)
19 2011 (118 yds.)

MOST YARDS

Season

625 2002 (45 ret.)
517 1993 (38 ret.)

Opponent

906 1974 (59 ret.)

Game

176 vs. Minnesota, 10/6/08 (5 ret.)
161 vs. Houston, 10/3/76 (6 ret.)

Opponent

144 vs. L.A. Rams, 10/23/94 (4 ret.)

HIGHEST AVERAGE

Season

13.7 2002 (45 ret.)
13.6 1993 (38 ret.)

Opponent

15.4 1974 (59 ret.)

LOWEST AVERAGE

Season

2.7 1972 (16 ret.)
3.4 1967 (23 ret.)

Opponent

4.2 2014 (24 ret.)
5.0 2018 (12 ret.)
5.5 2002 (38 ret.)

MOST RETURNS FOR TOUCHDOWNS

Season

3 2008
2 1993

Opponent

2 1974, 1977, 1983, 1994, 2000

Game

2 vs. Minnesota, 10/6/08
1 10 times, last at Carolina, 9/27/15

Opponent

1 26 times, last vs. Detroit, 10/15/17

Kickoff Returns

MOST RETURNS

Season

88 1980 (22.4 avg.)

Opponent

85 2002 (21.4 avg.)
76 1979 (20.0 avg.)
2008 (24.0 avg.)

Game

9 at Philadelphia, 11/19/67 (231 yds.)
vs. San Francisco, 10/1/72 (201 yds.)
vs. Carolina, 12/05/04 (237 yds.)

Opponent

9 vs. Green Bay, 11/24/08 (180 yds.)

FEWEST RETURNS

Season

21 2014 (25.9 avg.)
22 2013 (23.0 avg.)

Opponent

20 1982* (19.4 avg.)
33 1973 (21.9 avg.)
2013 (25.2 avg.)

MOST YARDS

Season

2,027 2001 (87 ret.)
1,973 1980 (88 ret.)

Opponent

1,827 2008 (76 ret.)
1,817 2002 (85 ret.)

Game

304 vs. L.A. Rams, 10/23/94 (7 ret.)
242 vs. Minnesota, 12/15/02 (6 ret.)
233 at San Francisco, 9/21/86 (5 ret.)
vs. St. Louis Rams, 11/4/07 (8 ret.)

Opponent

287 at N.Y. Giants, 12/9/12 (6 ret.)
230 vs. N.Y. Giants, 10/18/09 (8 ret.)

TEAM RECORDS

HIGHEST AVERAGE

Season

26.5 2011 (42 ret.)
25.9 2014 (21 ret.)

Opponent

26.5 2015 (37 ret.)

LOWEST AVERAGE

Season

16.5 2016 (28 ret.)
17.6 1991 (50 ret.)

Opponent

16.2 1990 (36 ret.)

MOST RETURNS FOR TOUCHDOWNS

Season

2 1967, 1994, 2002, 2004

Opponent

2 1971, 1991, 2000, 2003

Game

2 vs. L.A. Rams, 10/23/94

Opponent

1 15 times, last at N.Y. Giants 12/9/12

Combined Kickoff/Punt Returns

MOST YARDS RETURNED

Season

2,581 2002 (625 punt, 1,956 KO)

NFL RECORD

2,315 2001 (288 punt, 2,027 KO)
2,267 2004 (388 punt, 1,879 KO)

Opponent

2,237 2000 (494 punt, 1,743 KO)

Game

354 vs. Minnesota, 10/6/08
(178 punt, 176 kickoff)

347 vs. L.A. Rams, 10/23/94
(43 punt, 304 kickoff)

Opponent

341 vs. L.A. Rams, 10/23/94
(144 punt, 197 kickoff)

MOST RETURNED FOR TOUCHDOWNS

Season

3 1993 (2 punt, 1 kickoff)
2002 (1 punt, 2 kickoff)
2008 (3 punt)

Opponent

4 2000 (2 punt, 2 kickoff)

Game

2 vs. L.A. Rams, 10/23/94
(2 kickoff)
vs. Minnesota, 10/6/08
(2 punt)

Opponent

1 40 times (last at N.Y. Giants,
12/9/12) (1 kickoff)

Penalties

MOST

Season

135 2005 (1,130 yds.)
130 2015 (1,112 yds.)
129 2004 (1,141 yds.)

Opponent

132 1998 (1,164 yds.)

Game

17 at St. Louis Rams, 11/26/00 (116
yds.)

16 at Atlanta, 11/17/02 (133 yds.)

Opponent

15 vs. Tampa Bay, 10/5/14 (113 yds.)

FEWEST

Season

58 1973 (516 yds.)
60 1992 (567 yds.)

Opponent

52 1982* (459 yds.)
69 1973 (751 yds.)

Game

0 vs. Seattle, 11/10/85

Opponent

0 at Washington, 9/21/75
at San Francisco, 12/11/8
at San Francisco, 12/23/90
vs. San Francisco, 1/6/02
vs. New England, 11/30/09

MOST PENALTY YARDS

Season

1,141 2004 (129 pen.)
1,130 2005 (135 pen.)
1,044 1978 (104 pen.)

Opponent

1,164 1998 (132 pen.)

Game

149 at Chicago, 10/8/00 (10 pen.)
142 at N.Y. Giants, 10/6/68 (12 pen.)

Opponent

171 at Philadelphia, 11/23/03 (14 pen.)

FEWEST PENALTY YARDS

Season

514 1982* (63 pen.)
516 1973 (58 pen.)

Opponent

459 1982* (52 pen.)
590 1993 (86 pen.)

Safeties

MOST

Season

3 1989
2 1987, 1988, 1998, 2014

Opponent

3 1983
2 1969, 1973, 1976

Game

2 vs. Cleveland, 9/13/87

1 24 times, last at Tampa Bay,
12/11/16

Opponent

1 26 times, last vs. Kansas City,
9/23/12

Defensive Two-Point Conversions

MOST

Season

1 2015

Opponent

1 2016
1 2018

Game

1 vs. Carolina, 12/6/15

Opponent

1 vs. Denver, 11/13/16
at Carolina, 12/17/18

3rd Down Conversions

MOST

Season

118 2011 (208 att.)
107 2016 (220 att.)

Opponent

105 1979 (239 att.)

FEWEST

Season

48 1982* (128 att.)
54 1997 (207 att.)

Opponent

36 1982* (103 att.)
49 1991 (188 att.)

TWO-TEAM RECORDS

Scoring

MOST POINTS

101	N.Y. Giants 49 at New Orleans 52, 11/1/15
93	New Orleans 51 at St. Louis Cardinals 42, 11/2/69

FEWEST POINTS

6	L.A. Rams 0 at New Orleans 6, 11/9/86
---	---------------------------------------

MOST TOUCHDOWNS

14	N.Y. Giants 7 at New Orleans 7, 11/1/15
----	---

FEWEST TOUCHDOWNS (FINAL SCORE)

0	L.A. Rams 0 at New Orleans 6, 11/9/86; Pittsburgh 9 at New Orleans 6, 12/1/90; New Orleans 9 vs. Tampa Bay 3, 10/25/98
---	--

First Downs

MOST FIRST DOWNS

63	N.Y. Giants 28 at New Orleans 35, 11/1/15
----	---

FEWEST FIRST DOWNS

20	Minnesota 8 at New Orleans 12, 9/12/70
----	--

Net Yards

MOST YARDS GAINED

1,064	Atlanta 552 at New Orleans 512, 9/2/79
-------	--

FEWEST YARDS GAINED

345	New Orleans 179 vs. Atlanta 166, 10/12/97
-----	---

Rushing

MOST RUSHES

86	New Orleans 39 at Atlanta 47, 12/16/73
----	--

MOST YARDS

490	L.A. Rams 340 at New Orleans 150, 11/25/73
-----	--

FEWEST YARDS

72	New Orleans 11 at Baltimore 61, 12/19/99
----	--

MOST TOUCHDOWNS

7	New Orleans 4 at Seattle 3, 11/21/76
---	--------------------------------------

Passing

MOST YARDS

852	New Orleans 446 at Dallas 406, 12/23/12
834	New Orleans 505 vs. N.Y. Giants 329, 11/1/15

FEWEST YARDS

77	San Francisco 44 at New Orleans 33, 11/13/77
----	--

MOST PASSES ATTEMPTED

100	Atlanta 61 at New Orleans 39, 12/26/11
96	New Orleans 53 at Dallas 43, 12/23/12 Carolina 47 at New Orleans 49, 10/16/16

MOST PASSES COMPLETED

69	N.Y. Giants 30 at New Orleans 39, 11/1/15
66	New Orleans 35 at Green Bay 31, 9/30/12

MOST TOUCHDOWNS

13	N.Y. Giants 6 at New Orleans 7, 11/1/15
12	New Orleans 6 at St. Louis 6, 11/2/69

MOST PASSES INTERCEPTED

9	Green Bay 7 at New Orleans 2, 9/14/86
---	---------------------------------------

Punts

MOST

21	New Orleans 9 at Chicago 12, 10/5/97
----	--------------------------------------

FEWEST

0	New Orleans 0 vs. Green Bay 0, 10/26/14;
1	New Orleans 0 at San Francisco 1, 10/20/02

Penalties

MOST

31	New Orleans 17 at St. Louis Rams 14, 11/26/00
----	---

FEWEST

2	New Orleans 2 at San Francisco 0, 12/11/88; Atlanta 1 at New Orleans 1, 12/3/92
---	--

MOST YARDS PENALIZED

272	New Orleans 101 at Philadelphia 171, 11/23/03
248	New Orleans 116 at St. Louis Rams 132, 11/26/00

FEWEST YARDS PENALIZED

11	New Orleans 11 at San Francisco 0, 12/11/88
----	---

Fumbles

MOST

10	Cleveland 7 at New Orleans 3, 12/12/71; New Orleans 5 at Carolina 5, 10/14/01; New Orleans 5 at St. Louis Rams 5, 10/28/01
----	--

Turnovers

MOST

11	Dallas 7 at New Orleans 4, 11/3/68; Chicago 5 at New Orleans 6, 9/18/83
----	--

Quarterback Sacks

MOST

15	Atlanta 10 at New Orleans 5, 10/12/97
----	---------------------------------------

CONSECUTIVE RECORDS

Individual

GAMES PLAYED

147	Jim Dombrowski (10/25/87 – 11/3/96)
144	Wayne Martin (9/1/91 – 1/2/00)
	Kevin Houser (9/3/00 – 12/28/08)
143	Eric Martin (9/8/85 – 1/2/93)
128	Cameron Jordan (9/8/11 –)

GAMES STARTED

144	Wayne Martin (9/1/91 – 1/2/99)
114	Jahri Evans (9/10/06 – 9/15/13)
113	Cameron Jordan (1/1/12 –)

GAMES, SCORING POINTS

174	Morten Andersen (12/11/83 – 12/24/94)
-----	---------------------------------------

GAMES, SCORING TOUCHDOWN

6	Dalton Hilliard (12/18/88 – 10/8/89)
	Dalton Hilliard (10/18 – 11/29/92)
	Pierre Thomas (11/16 – 12/21/08)
	Jimmy Graham (12/18/11 – 9/23/12)
	Alvin Kamara (10/29/17 – 12/3/17)

GAMES, SCORING FIELD GOAL

36	Wil Lutz (12/4/16 – 12/23/18)
22	John Carney (10/6/02 – 11/16/03)
20	Morten Andersen (10/25/87 – 11/6/88)
19	Morten Andersen (11/24/85 – 12/7/86)

FIELD GOALS MADE

26	Wil Lutz (9/16 – 12/23/18)
25	Morten Andersen (11/1/92 – 9/12/93)
20	Morten Andersen (11/24/85 – 10/5/86)

GAMES, RUSHING TOUCHDOWN

5	Dalton Hilliard (10/22 – 11/19/89)
	Ricky Williams (9/24 – 10/29/00)

GAMES, RECEIVING TOUCHDOWN

6	Jimmy Graham (12/18/11 – 9/23/12)
5	Lance Moore (10/26 – 11/30/08)
	Marques Colston (12/11/08 – 9/20/09)
	Robert Meachem (11/8 – 12/6/09)
	Jimmy Graham (12/30/12 – 9/30/13)

GAMES, RUSHING FOR 100 OR MORE YARDS

9	Deuce McAllister (9/28 – 11/30/03)
5	Ricky Williams (9/17 – 10/22/00)
4	Deuce McAllister (10/6 – 10/27/02)
3	George Rogers (10/11 – 10/25/81)
	Wayne Wilson (9/25 – 10/9/83)
	Dalton Hilliard (11/12 – 11/26/89)
	Mark Ingram II (10/26 – 11/9/14)

GAMES, 100 YARDS OR MORE RECEIVING

4	Jimmy Graham (9/25 – 10/16/11)
	Jimmy Graham (9/15 – 10/6/13)

GAMES, PASSING TOUCHDOWN

54	Drew Brees (10/18/09 – 11/25/12)
	NFL RECORD

GAMES, 250+ PASSING YARDS

19	Drew Brees (9/8/11 – 9/16/12)
----	--------------------------------------

GAMES, 300+ PASSING YARDS

9	Drew Brees (11/13/11 – 9/16/12)
	NFL RECORD
	Drew Brees (11/29/12 – 9/30/13)
	NFL RECORD
5	Drew Brees (10/29 – 11/26/06)

GAMES, NO INTERCEPTIONS

7	Drew Brees (12/31/17 – 10/21/18)
6	Aaron Brooks (11/23 – 12/28/03)
	Drew Brees (12/13/15 – 9/18/16)

PASS COMPLETIONS

19	Drew Brees (12/27/09)
	Drew Brees (11/19 – 11/26/17)
18	Drew Brees (11/1/15)

GAMES, PASS RECEPTION

105	Eric Martin (11/1/87 – 1/2/94)
85	Marques Colston (10/26/08 – 9/7/14)
82	Joe Horn (9/3/00 – 9/25/05)

POINTS AFTER TOUCHDOWN

144	Garrett Hartley (12/13/09 – 12/15/13)
119	Morten Andersen (10/22/89 – 12/3/92)

Team

REGULAR SEASON VICTORIES

13	9/13 – 12/13/09
10	9/16 – 12/23/18
9	11/1 – 12/27/87
	12/23/90 – 10/20/91
8	11/6/11 – 1/1/12
	9/24 – 11/19/17

PRESEASON VICTORIES

5	8/12 – 9/9/67
---	---------------

REGULAR SEASON DEFEATS

14	9/7 – 12/7/80
----	---------------

PRESEASON DEFEATS

10	8/28/14 – 8/10/17
----	-------------------

VICTORIES VS. ONE TEAM

7	vs. L.A. Rams; 12/9/90 – 10/3/93
---	----------------------------------

DEFEATS VS. ONE TEAM

10	vs. Atlanta; 9/17/95 – 12/5/99
----	--------------------------------

HOME VICTORIES

11	9/8/13 – 10/26/14
8	9/18/11 – 1/1/12
7	10/15 – 12/24/17
6	9/13 – 11/30/09
	9/16 – 12/23/18

ROAD VICTORIES

10	10/18/87 – 10/6/88
8	12/21/08 – 12/13/09

HOME DEFEATS

10	12/3/79 – 12/21/80
----	--------------------

ROAD DEFEATS

14	11/5/72 – 10/13/74
14	10/18/98 – 1/2/00

GAMES SCORING

272	9/8/02 –
216	12/11/83 – 10/12/97

GAMES WITH A SACK

60	12/24/94 – 11/22/98
	(tied 4th-longest in NFL history)

RECORDS

Yrs.	Att.	Player	Opponent	Date
206	24	George Rogers	vs. St. Louis Cardinals	9/4/83
203	28	Rueben Mayes	vs. Miami	12/7/86
184	19	Deuce McAllister	at Philadelphia	11/23/03
179	40	Ricky Williams	vs. Cleveland	10/31/99
174	20	Ray Zellers	vs. Chicago	10/31/96
173	28	Deuce McAllister	vs. Atlanta	11/16/03
172	24	Rueben Mayes	vs. Tampa Bay	10/19/86
172	24	Mark Ingram II	vs. Green Bay	10/26/14
166	33	George Rogers	vs. Dallas	12/19/82
165	30	Deuce McAllister	at Washington	11/30/03
162	29	George Rogers	vs. L.A. Rams	9/13/81
162	29	Mario Bates	vs. Detroit	9/21/97
161	22	Chuck Muncie	vs. Atlanta	9/2/79
161	24	George Rogers	at L.A. Rams	11/8/81
160	34	Wayne Wilson	vs. Miami	10/2/83
160	35	Earl Campbell	at Minnesota	11/24/85
158	29	Dalton Hilliard	at Atlanta	11/19/89
158	15	Chris Ivory	at Tampa Bay	10/17/10
158	15	Mark Ingram II	at San Francisco	11/6/16
157	33	Rueben Mayes	vs. New England	11/30/86
157	24	Lamar Smith	at Indianapolis	9/27/98
156	29	Ricky Williams	at Atlanta	10/22/00
155	20	Craig Heyward	vs. Tampa Bay	11/11/90
148	22	Alvin Maxson	vs. St. Louis Cardinals	12/8/74
147	24	Rueben Mayes	vs. Cleveland	9/13/87
147	31	Ricky Williams	at Carolina	10/14/01
146*	14	Tony Galbreath	at Kansas City	9/26/76
146	14	Mark Ingram II	vs. L.A. Rams	11/27/16
145	14	Mark Ingram II	vs. Dallas	11/10/13
144	29	Rueben Mayes	vs. San Francisco	10/25/87
144	38	Ricky Williams	vs. Carolina	10/15/00
143	28	Mike Bell	vs. Detroit	9/13/09
143	14	Mark Ingram II	at Indianapolis	10/25/15
142	27	Andy Livingston	vs. Washington	9/21/69
142	28	George Rogers	at Houston	11/22/81
141	22	Mario Bates	vs. Atlanta	11/13/94
140	28	Deuce McAllister	at Carolina	1/2/05
139	35	Dwight Beverly	at St. Louis Cardinals	10/11/87
139	21	Deuce McAllister	vs. San Francisco	10/20/02
138	33	Wayne Wilson	at Chicago	9/19/82
138	28	Fred McAfee	vs. Atlanta	11/24/91
137	20	George Rogers	vs. Atlanta	11/6/83
136	30	Ricky Williams	vs. Minnesota	10/7/01
136	26	Deuce McAllister	vs. San Francisco	12/3/06
134	17	George Rogers	vs. Philadelphia	10/11/81
134	22	Mark Ingram II	vs. Washington	11/19/17
134	19	Alvin Kamara	at N.Y. Giants	9/30/18
131	25	Rueben Mayes	at St. Louis Cardinals	11/16/86
131*	22	Mark Ingram II	at Buffalo	11/12/17
130	27	Deuce McAllister	vs. Buffalo	10/2/05
129	32	Mario Bates	at N.Y. Giants	12/15/96
128	21	Chuck Muncie	vs. Oakland	12/3/79
128	28	Rueben Mayes	vs. San Francisco	11/2/86
128	30	Ricky Williams	at Chicago	10/8/00
128	30	Deuce McAllister	vs. Atlanta	12/26/04
127	16	Don McCall	vs. Washington	9/22/68
127	25	Dalton Hilliard	vs. Atlanta	12/18/88
127	32	Deuce McAllister	at Baltimore	12/8/02
127	16	Deuce McAllister	vs. Kansas City	11/14/04
127	19	Chris Ivory	vs. Carolina	11/1/12
126*	25	Chuck Muncie	at Kansas City	9/26/76
126*	20	Reggie Bush	at N.Y. Giants	12/24/06
126	14	Pierre Thomas	at Buffalo	9/27/09
125	25	Derek Brown	vs. Detroit	9/19/93
124	32	George Rogers	vs. L.A. Rams	12/18/83
124	23	Deuce McAllister	at Carolina	10/5/03

123	33	George Rogers	vs. Kansas City	11/21/82
123	15	Mario Bates	at New England	12/3/95
123	21	Deuce McAllister	vs. Green Bay	9/15/02
123	23	Deuce McAllister	vs. Pittsburgh	10/6/02
123	15	Deuce McAllister	vs. Tampa Bay	10/8/06
122	18	George Rogers	at Cleveland	10/18/81
122*	19	Craig Heyward	at Cincinnati	11/4/90
122	23	Mark Ingram II	at Pittsburgh	11/30/14
122	27	Tim Hightower	vs. Jacksonville	12/27/15
121	24	Ricky Williams	at San Francisco	11/11/01
121	29	Deuce McAllister	at Washington	10/31/02
120	23	George Rogers	vs. Tampa Bay	11/29/81
120	28	Ricky Williams	vs. Indianapolis	11/18/01
120	27	Mark Ingram II	vs. San Francisco	11/9/14
117	18	Chuck Muncie	vs. San Francisco	11/11/79
117	28	Deuce McAllister	vs. Carolina	12/29/02
117	15	Chris Ivory	at Cincinnati	12/5/10
116	29	Deuce McAllister	vs. Chicago	10/12/03
116	21	Deuce McAllister	at Atlanta	10/19/03
115	25	George Rogers	at San Francisco	9/27/81
115	25	Rueben Mayes	vs. Denver	11/20/88
115*	30	Rueben Mayes	at Cincinnati	11/4/90
115	17	Deuce McAllister	vs. Atlanta	10/27/02
114	25	Mark Ingram II	vs. Detroit	10/15/17
114	21	George Rogers	at Buffalo	10/30/83
114	15	Jimmy Rogers	at Washington	10/26/80
113	26	Bob Gresham	at Green Bay	11/28/71
113	31	George Rogers	vs. Cincinnati	10/25/81
113	11	Hokie Gajan	vs. N.Y. Jets	11/21/83
112	19	Rueben Mayes	at Atlanta	11/1/87
112	24	Dalton Hilliard	vs. L.A. Rams	11/26/89
111	24	Ricky Williams	at N.Y. Giants	10/24/99
111	21	Deuce McAllister	at Dallas	12/10/06
110	14	Tony Baker	at St. Louis	11/2/69
110	26	Deuce McAllister	at Tampa Bay	11/2/03
110	17	Antowain Smith	vs. Chicago	11/6/05
110	9	Pierre Thomas	at Carolina	9/16/12
109	27	Mike Strachan	vs. Atlanta	11/2/75
109	15	Chuck Muncie	vs. L.A. Rams	11/28/76
109	11	Craig Heyward	vs. L.A. Raiders	10/23/88
109	31	Deuce McAllister	at Tampa Bay	9/8/02
108	31	Wayne Wilson	at Dallas	9/25/83
108	24	Wayne Wilson	at San Francisco	9/29/85
108	22	Rueben Mayes	at Indianapolis	10/12/86
108+	11	Aaron Brooks	at San Francisco	12/10/00
108*	27	Deuce McAllister	vs. N.Y. Giants	12/24/06
108	11	Dwayne Washington	vs. Carolina	12/30/18
107	20	Chuck Muncie	vs. N.Y. Jets	12/4/77
107	30	George Rogers	vs. San Francisco	12/20/81
107	23	Ricky Williams	at Seattle	9/17/00
106	28	Dalton Hilliard	at New England	11/12/89
106	20	Gill Fenerty	vs. Minnesota	9/22/91
106	21	Derek Brown	vs. Green Bay	11/14/93
106	26	Mario Bates	at San Francisco	10/29/95
106	22	Mario Bates	vs. St. Louis Rams	11/5/95
106	18	Aaron Stecker	at St. Louis Rams	9/26/04
106*	12	Alvin Kamara	at Buffalo	11/12/17
105	22	Mark Ingram II	at Green Bay	10/22/17
105	24	Mike Strachan	vs. Green Bay	10/12/75
105#	20	Pierre Thomas	at Chicago	12/30/07
104	10	Gill Fenerty	at L.A. Rams	12/9/90
104	13	Mark Ingram II	at Cincinnati	11/11/18
103	18	Wayne Wilson	at Atlanta	10/9/83
103	20	Ricky Williams	vs. Philadelphia	9/24/00
103	20	Mark Ingram II	at Atlanta	11/1/17
103	16	Mark Ingram II	vs. Philadelphia	11/18/18
102	13	Chuck Muncie	at St. Louis Cardinals	10/23/77
102	20	George Rogers	vs. Atlanta	9/2/84
102	27	Ricky Williams	vs. Carolina	12/2/01

BIG GAMES

102	21	Deuce McAllister	vs. Tampa Bay	10/10/04
102	16	Pierre Thomas	vs. Atlanta	12/7/08
102	26	Tim Hightower	vs. Seattle	10/30/16
101	17	Deuce McAllister	vs. Indianapolis	9/28/03
101	26	Deuce McAllister	vs. Carolina	10/26/03
100	20	Tony Galbreath	vs. L.A. Rams	10/30/77
100	23	Deuce McAllister	at Atlanta	11/28/04
100	20	Aaron Stecker	at Atlanta	12/10/07
100	30	Mark Ingram II	at Carolina	10/30/14

* - part of a dual 100-yard game

- part of a 100-yard rushing/100-yard receiving game

+ - only QB in team history to rush for 100 yards or more

MOST BY PLAYER: Deuce McAllister (27), George Rogers (16), Mark Ingram II (15), Ricky Williams (12), Rueben Mayes (11), Chuck Muncie (7), Mario Bates (6), Wayne Wilson (5), Dalton Hilliard (4), Pierre Thomas (4), Craig Heyward (3), Chris Ivory (3), Derek Brown (2), Gill Fenerty (2), Tony Galbreath (2), Tim Hightower (2), **Alvin Kamara** (2), Aaron Stecker (2), Mike Strachan (2), Tony Baker (1), Mike Bell (1), Dwight Beverly (1), Aaron Brooks (1), Reggie Bush (1), Earl Campbell (1), Hokie Gajan (1), Bob Gresham (1), Andy Livingston (1), Alvin Maxson (1), Fred McAfee (1), Don McCall (1), Jimmy Rogers (1), Antowain Smith (1), Lamar Smith (1), **Dwayne Washington** (1), Ray Zellers (1).

371	Drew Brees	57	35	vs. Tampa Bay	10/5/14
370	Jim Everett	43	29	vs. Atlanta	9/17/95
370	Drew Brees	44	31	vs. Houston	9/25/11
370	Drew Brees	45	29	vs. San Diego	10/7/12
369	Drew Brees	30	23	vs. N.Y. Giants	10/18/09
367	Drew Brees	48	37	at Kansas City	10/23/16
365	Drew Brees	38	30	vs. Atlanta	9/26/10
364	Jim Everett	45	29	vs. Green Bay	12/16/95
363	Drew Brees	35	23	vs. San Francisco	9/28/08
363	Drew Brees	38	24	vs. N.Y. Giants	11/28/11
363	Drew Brees	29	26	vs. Washington	10/8/18
363	Drew Brees	30	22	vs. Philadelphia	11/18/18
359	Drew Brees	45	32	at Carolina	10/9/11
359	Drew Brees	41	33	vs. Dallas	10/4/15
358	Drew Brees	34	26	vs. Detroit	9/13/09
357	Drew Brees	35	26	vs. Atlanta	9/8/13
356	Drew Brees	56	37	vs. Cleveland	10/24/10
356	Drew Brees	45	27	vs. New England	9/17/17
355	Archie Manning	28	20	at San Francisco	9/23/79
355	Bobby Hebert	26	19	at Phoenix	10/18/92
355	Drew Brees	48	30	at Arizona	9/13/15
354	Billy Joe Tolliver	45	28	vs. Tennessee	10/17/99
354	Drew Brees	43	26	at N.Y. Giants	12/9/12
353	Drew Brees	41	26	at Green Bay	9/17/06
352	Aaron Brooks	30	23	at Atlanta	10/19/03
352	Drew Brees	39	23	at Dallas	11/25/10
351	Drew Brees	44	31	at Jacksonville	10/2/11
351	Drew Brees	40	30	at Detroit	12/21/08
350	Drew Brees	50	29	at Atlanta	1/1/17
349	Drew Brees	38	28	at Carolina	10/1/06
349	Drew Brees	30	21	at Atlanta	11/26/06
347	Aaron Brooks	37	22	at San Francisco	11/11/01
346	Drew Brees	36	25	vs. L.A. Rams	11/4/18
345	Billy Kilmer	32	22	at St. Louis Cardinals	11/2/69
344	Archie Manning	32	22	at Pittsburgh	11/5/78
343	Aaron Brooks	50	27	at New England	11/20/05
343	Jim Everett	27	23	at Denver	12/24/94
343	Drew Brees	32	23	vs. Tampa Bay	9/7/08
342	Drew Brees	36	26	vs. Detroit	12/4/11
342	Drew Brees	46	29	vs. Arizona	9/22/13
342	Drew Brees	45	28	at Detroit	10/19/14
341	Wade Wilson	34	22	at Atlanta	9/12/93
341	Drew Brees	50	28	at Atlanta	11/29/12
341	Drew Brees	52	34	vs. Detroit	12/21/15
340	Drew Brees	44	32	at Dallas	9/28/14
339	Drew Brees	41	30	vs. San Diego	10/26/08
339	Drew Brees	52	24	vs. Washington	9/9/12
337	Drew Brees	47	36	at Tennessee	12/11/11
336	Drew Brees	39	31	at San Francisco	10/28/07
335	Jim Everett	37	25	at Minnesota	11/19/95
335	Drew Brees	43	26	at Philadelphia	10/11/15
333	Ken Stabler	43	29	vs. Tampa Bay	12/5/82
333	Drew Brees	42	29	at Atlanta	9/7/14
332	Drew Brees	34	26	vs. Buffalo	10/27/13
331	Drew Brees	38	27	at Green Bay	10/22/17
330	Aaron Brooks	40	26	vs. Carolina	12/2/01
330	Drew Brees	46	26	vs. Minnesota	10/6/08
330	Drew Brees	35	24	vs. Carolina	11/8/09
328	Kerry Collins	44	22	at San Francisco	11/22/98
328	Drew Brees	41	28	at Atlanta	12/10/07
326	Jim Everett	37	26	vs. Kansas City	9/4/94
326	Drew Brees	44	31	vs. Detroit	12/4/16
326	Drew Brees	39	27	vs. Pittsburgh	12/23/18
325	Dave Wilson	32	20	vs. Cincinnati	12/9/84
325	Billy Joe Tolliver	48	24	at Carolina	11/1/98
325	Drew Brees	45	31	vs. Indianapolis	10/23/11
325	Drew Brees	49	31	at Carolina	9/16/12
323	Archie Manning	32	23	vs. Atlanta	10/19/80
323	Drew Brees	26	20	vs. Green Bay	11/24/08

300 Yard Passing Games (148)

Yds	Player	A	C	Opponent	Date
510	Drew Brees	52	37	vs. Cincinnati	11/19/06
505	Drew Brees	50	39	vs. N.Y. Giants	11/1/15
465	Drew Brees	49	34	vs. Carolina	10/16/16
446	Drew Brees	54	35	at Green Bay	9/30/12
446	Drew Brees	53	37	at Dallas	12/23/12
445	Drew Brees	49	35	vs. Jacksonville	11/4/07
441	Aaron Brooks	48	30	vs. Denver	12/3/00
439	Drew Brees	45	47	vs. Tampa Bay	9/9/18
423	Drew Brees	42	28	vs. Oakland	9/11/16
422	Drew Brees	58	31	at Atlanta	11/9/08
421	Drew Brees	48	39	at Denver	9/21/08
420	Drew Brees	45	35	vs. Baltimore	11/24/14
419	Drew Brees	49	35	at Washington	12/6/09
419	Drew Brees	49	32	at Green Bay	9/8/11
413	Drew Brees	39	30	vs. Miami	9/30/13
412	Drew Brees	40	32	at Minnesota	12/18/11
412	Drew Brees	36	25	vs. Jacksonville	12/27/15
398	Drew Brees	47	31	at Pittsburgh	11/12/06
396	Drew Brees	43	29	vs. Carolina	12/30/12
396	Drew Brees	49	39	at Atlanta	9/23/18
393	Drew Brees	56	39	at St. Louis Rams	12/15/13
392	Drew Brees	41	34	vs. Dallas	11/10/13
389	Drew Brees	35	28	vs. Carolina	1/1/12
389	Drew Brees	48	37	at Arizona	12/18/16
387	Drew Brees	39	28	vs. Tennessee (OT)	11/8/15
386	Drew Brees	49	30	vs. Carolina	12/28/08
385	Drew Brees	41	29	vs. Washington	11/19/17
384	Drew Brees	38	26	at Dallas	12/10/06
383	Drew Brees	45	24	vs. Baltimore	10/29/06
383	Drew Brees	45	29	at Tampa Bay	10/16/11
382	Drew Brees	51	30	at N.Y. Jets	11/3/13
382	Drew Brees	43	29	vs. Seattle	11/21/10
381	Drew Brees	31	24	at Tampa Bay	12/29/13
377	Archie Manning	38	24	at San Francisco	12/7/80
377	Drew Brees	37	27	at Tampa Bay	10/21/12
376	Aaron Brooks	60	34	vs. Denver	11/21/04
376	Jim Everett	46	31	vs. Washington	9/1/94
376	Drew Brees	54	36	vs. Atlanta	9/26/16
375	Aaron Brooks	45	27	vs. N.Y. Giants	9/19/05
375	Drew Brees	36	29	at Chicago	12/15/14
371	Drew Brees	23	18	vs. New England	11/30/09

BIG GAMES

323	Drew Brees	42	32	at Atlanta	1/3/16	160	8	Joe Horn	vs. Carolina	12/5/04
323	Drew Brees	39	28	at San Francisco	11/6/16	159	4	Larry Burton	at Atlanta	11/2/75
322	Drew Brees	43	30	at Atlanta	11/13/11	159	10	Marques Colston	vs. Jacksonville	11/4/07
322	Drew Brees	46	26	at Tampa Bay	9/15/13	158	4	Devery Henderson	at Atlanta	11/26/06
320	Bobby Hebert	39	28	vs. L.A. Raiders	12/16/91	157	10	Tre'Quan Smith	vs. Philadelphia	11/18/18
320	Drew Brees	60	35	at Chicago	12/30/07	156	12	Danny Abramowicz	vs. Pittsburgh	10/29/67
320	Drew Brees	30	26	vs. Oakland	10/12/08	156	5	Michael Haynes	at Cincinnati	9/15/96
318	Aaron Brooks	40	23	vs. Cleveland	11/24/02	156	8	Willie Jackson	vs. St. Louis Rams	12/17/01
317	Steve Walsh	42	25	at San Francisco	12/1/91	156	10	Michael Thomas	at Atlanta	1/12/17
316	Aaron Brooks	41	24	at St. Louis Rams	9/26/04	154	3	Keith Poole	at Atlanta	10/18/98
315	Drew Brees	30	26	vs. Arizona	12/16/07	153	8	Eric Martin	vs. Cleveland	10/14/90
314	Archie Manning	40	25	vs. San Francisco	9/7/80	153	9	Marques Colston	at Green Bay	9/30/12
314	Archie Manning	36	25	at Detroit	10/12/80	153*	10	Marques Colston	at Dallas	12/23/12
314	Drew Brees	32	24	at Tampa Bay	11/5/06	151	8	Eric Martin	at Phoenix	10/18/92
313	Drew Brees	29	24	at Cincinnati	12/5/10	150	9	Quinn Early	at Minnesota	11/19/95
313	Drew Brees	42	30	vs. Carolina	12/8/13	150	13	Joe Horn	vs. Carolina	12/2/01
313	Drew Brees	47	30	vs. Atlanta	12/21/14	149	6	Lance Moore	vs. Atlanta	9/26/10
312	Drew Brees	39	30	vs. Atlanta	10/15/15	148	8	Sean Dawkins	at San Francisco	11/22/98
312	Drew Brees	41	31	at Tampa Bay	12/13/15	148	8	Joe Horn	vs. Indianapolis	11/18/01
311	Drew Brees	34	25	at Philadelphia	9/20/09	147*	9	Benjamin Watson	vs. N.Y. Giants	11/1/15
311	Drew Brees	32	27	vs. Green Bay	10/26/14	146	10	Eric Martin	at Washington	11/6/88
310	Luke McCown	38	31	at Carolina	9/27/15	146	7	Jimmy Graham	vs. Atlanta	11/11/12
310	Drew Brees	36	28	vs. Los Angeles	11/27/16	145	7	Al Dodd	at St. Louis Cardinals	11/2/69
308	Bobby Hebert	49	31	vs. San Francisco	10/8/89	145	7	Marques Colston	vs. Carolina	1/1/12
308	Drew Brees	33	25	vs. Atlanta	11/2/09	144	7	Danny Abramowicz	at Washington	12/17/67
307	Aaron Brooks	39	16	at New England	11/25/01	144	8	Henry Childs	at San Francisco	12/7/80
307	Drew Brees	39	23	vs. Atlanta	12/26/11	143*	9	Joe Horn	vs. N.Y. Giants	9/19/05
307	Drew Brees	39	26	vs. Tampa Bay	12/16/12	143*	6	Brandin Cooks	vs. Oakland	9/11/16
306	Archie Manning	40	25	vs. Philadelphia	11/9/80	142	8	Robert Meachem	at Washington	12/6/09
305	Drew Brees	44	34	vs. Pittsburgh	10/31/10	141*	8	Donté Stallworth	vs. N.Y. Giants	9/19/05
305	Drew Brees	43	30	vs. San Francisco	11/17/13	141*	6	Willie Snead IV	at Philadelphia	10/11/15
303	Archie Manning	53	33	at Green Bay	9/10/78	141	7	Ted Ginn Jr.	at Green Bay	10/22/17
303	Drew Brees	29	21	vs. Denver	11/13/16	140	7	Danny Abramowicz	vs. San Francisco	12/13/70
302	John Fourcade	27	15	at Buffalo	12/10/89	140	8	Wes Chandler	vs. Atlanta	10/19/80
302	Drew Brees	49	35	at Atlanta	12/27/10	140	7	Marques Colston	at Atlanta	11/9/08
301	Archie Manning	39	24	vs. New England	12/21/80	139*	9	Wes Chandler	vs. Philadelphia	11/9/80
301	Bobby Hebert	35	22	at San Francisco	11/15/92	138	4	Eddie Kennison	vs. Atlanta	10/10/99
300	Dave Wilson	45	19	at Atlanta	10/20/85	138	7	Joe Horn	at Atlanta	12/9/01

MOST BY PLAYER: Drew Brees (108), Aaron Brooks (10), Archie Manning (9), Jim Everett (6), Bobby Hebert (4), Billy Joe Tolliver (2), Dave Wilson (2), Kerry Collins (1), John Fourcade (1), Billy Kilmer (1), Luke McCown (1), Ken Stabler (1), Steve Walsh (1), Wade Wilson (1).

100 Yard Receiving Games (237)

Yds	No	Player	Opponent	Date
211	12	Michael Thomas	vs. L.A. Rams	11/4/18
205	6	Wes Chandler	vs. Atlanta	9/2/79
200	6	Torrance Small	at Denver	12/24/94
186	7	Brandin Cooks	at Arizona	12/18/16
180	10	Joe Horn	vs. San Francisco	11/5/00
180	16	Michael Thomas	vs. Tampa Bay	9/9/18
179	9	Floyd Turner	vs. Chicago	10/27/91
179	10	Jimmy Graham	at Tampa Bay	9/15/13
173	7	Brandin Cooks	vs. Carolina	10/16/16
172*	9	Willie Snead IV	vs. Oakland	9/11/16
170*	10	Joe Horn	vs. Denver	12/3/00
169	10	Marques Colston	at Pittsburgh	11/12/06
169	9	Devery Henderson	vs. Cincinnati	11/19/06
167	9	Joe Horn	vs. San Francisco	11/5/00
167	11	Willie Jackson	at San Francisco	11/11/01
167	5	Joe Horn	vs. Kansas City	11/14/04
166	8	Marques Colston	vs. N.Y. Giants	10/18/09
165	8	Danny Abramowicz	at Cincinnati	11/29/70
164	3	Eric Martin	vs. Green Bay	9/14/86
163*	6	Marques Colston	vs. Baltimore	10/29/06
162	5	Kenny Stills	at Pittsburgh	11/30/14
160	8	Joe Horn	vs. Carolina	12/5/04
159	4	Larry Burton	at Atlanta	11/2/75
159	10	Marques Colston	vs. Jacksonville	11/4/07
158	4	Devery Henderson	at Atlanta	11/26/06
157	10	Tre'Quan Smith	vs. Philadelphia	11/18/18
156	12	Danny Abramowicz	vs. Pittsburgh	10/29/67
156	5	Michael Haynes	at Cincinnati	9/15/96
156	8	Willie Jackson	vs. St. Louis Rams	12/17/01
156	10	Michael Thomas	at Atlanta	1/12/17
154	3	Keith Poole	at Atlanta	10/18/98
153	8	Eric Martin	vs. Cleveland	10/14/90
153	9	Marques Colston	at Green Bay	9/30/12
153*	10	Marques Colston	at Dallas	12/23/12
151	8	Eric Martin	at Phoenix	10/18/92
150	9	Quinn Early	at Minnesota	11/19/95
150	13	Joe Horn	vs. Carolina	12/2/01
149	6	Lance Moore	vs. Atlanta	9/26/10
148	8	Sean Dawkins	at San Francisco	11/22/98
148	8	Joe Horn	vs. Indianapolis	11/18/01
147*	9	Benjamin Watson	vs. N.Y. Giants	11/1/15
146	10	Eric Martin	at Washington	11/6/88
146	7	Jimmy Graham	vs. Atlanta	11/11/12
145	7	Al Dodd	at St. Louis Cardinals	11/2/69
145	7	Marques Colston	vs. Carolina	1/1/12
144	7	Danny Abramowicz	at Washington	12/17/67
144	8	Henry Childs	at San Francisco	12/7/80
143*	9	Joe Horn	vs. N.Y. Giants	9/19/05
143*	6	Brandin Cooks	vs. Oakland	9/11/16
142	8	Robert Meachem	at Washington	12/6/09
141*	8	Donté Stallworth	vs. N.Y. Giants	9/19/05
141*	6	Willie Snead IV	at Philadelphia	10/11/15
141	7	Ted Ginn Jr.	at Green Bay	10/22/17
140	7	Danny Abramowicz	vs. San Francisco	12/13/70
140	8	Wes Chandler	vs. Atlanta	10/19/80
140	7	Marques Colston	at Atlanta	11/9/08
139*	9	Wes Chandler	vs. Philadelphia	11/9/80
138	4	Eddie Kennison	vs. Atlanta	10/10/99
138	7	Joe Horn	at Atlanta	12/9/01
135	10	Jimmy Graham	at Chicago	10/6/13
135	5	Eugene Goodlow	vs. San Francisco	12/15/85
134	3	Joe Horn	at Atlanta	11/17/02
134	9	Jimmy Graham	vs. Arizona	9/22/13
133	8	Joe Horn	at Atlanta	10/19/03
133	9	Joe Horn	vs. NY Giants	12/14/03
132	6	Eric Martin	vs. L.A. Rams	10/30/88
132	10	Floyd Turner	at San Francisco	12/1/91
132	5	Marques Colston	at Carolina	10/1/06
132	10	Jimmy Graham	at Jacksonville	10/2/11
131	6	Hoby Brenner	vs. St. Louis Cardinals	9/23/84
131	5	Eric Martin	vs. N.Y. Jets	10/15/89
131	10	Eric Martin	at Washington	11/18/90
131	9	Reggie Bush	vs. San Francisco	12/3/06
131*	9	Marques Colston	vs. San Diego	10/7/12
130	10	Michael Thomas	at Kansas City	10/23/16
130	6	Eric Martin	vs. Houston	12/13/87
129	8	Danny Abramowicz	vs. Pittsburgh	12/21/69
129	8	Donté Stallworth	vs. Buffalo	10/2/05
129	8	Marques Colston	vs. St. Louis Rams	11/11/07
129	8	Jimmy Graham	at Carolina	10/9/11
129	3	Kenny Stills	vs. Buffalo	10/27/13
129*	10	Michael Thomas	at Atlanta	9/23/18
128	13	Darren Sproles	at Carolina	9/16/12
127	12	John Beasley	at San Diego	11/18/73
127	4	Wes Chandler	at San Francisco	9/23/79
127	4	Quinn Early	vs. L.A. Raiders	12/16/91
127	10	Benjamin Watson	vs. Atlanta	10/15/15
126*	5	Joe Horn	vs. Baltimore	10/29/06
125	6	Reggie Bush	at Dallas	12/10/06
125	9	Marques Colston	vs. Carolina	12/8/13

BIG GAMES

124	5	Randal Hill	vs. Arizona	12/14/97	112	8	Reggie Bush	vs. Tampa Bay	9/7/08
124*	7	Jimmy Graham	at Tampa Bay	10/16/11	112	10	Marques Colston	vs. Cleveland	10/24/10
124	10	Brandin Cooks	vs. Detroit	12/21/15	112 9	Alvin Kamara	vs. Tampa Bay	9/9/18	
124* 15	Alvin Kamara	at Atlanta	9/23/18	111	6	Hoby Brenner	at Atlanta	10/20/85	
123	9	Joe Horn	at Oakland	10/24/04	111	8	Eric Martin	vs. Denver	11/20/88
123*	11	Marques Colston	at Tampa Bay	11/5/06	111	7	Eric Martin	vs. Houston	9/5/93
123	7	Marques Colston	vs. Carolina	12/28/08	111	6	Donté Stallworth	at Cincinnati	12/22/02
123*	8	Devery Henderson	vs. San Diego	10/7/12	111	10	Joe Horn	vs. Houston	9/14/03
123	7	Lance Moore	at Atlanta	11/29/12	111*	3	Devery Henderson	at Tampa Bay	11/5/06
123	5	Brandin Cooks	vs. Jacksonville	12/27/15	111*	6	Marques Colston	at Detroit	10/19/14
122	14	Tony Galbreath	at Green Bay	9/10/78	111 3	Tre'Quan Smith	vs. Washington	10/8/18	
122	4	Andre Hastings	vs. Dallas	12/6/98	110	5	Danny Abramowicz	vs. San Francisco	9/26/71
122*	8	Robert Wilson	vs. Denver	12/3/00	110	5	Dave Parks	at San Francisco	10/22/72
122	10	Donté Stallworth	vs. Denver	11/21/04	110	5	Sean Dawkins	vs. Carolina	9/13/98
122	9	David Patten	at Atlanta	12/10/07	110	9	Boo Williams	at Philadelphia	11/23/03
122	7	Willie Snead IV	vs. Tampa Bay	12/13/15	110	6	Joe Horn	vs. Seattle	9/12/04
121	6	Henry Childs	at Seattle	11/18/79	110	6	Joe Horn	vs. Philadelphia	10/15/06
121	5	Michael Haynes	vs. San Francisco	11/3/96	110	5	Marques Colston	at Atlanta	9/7/14
121	5	Randal Hill	at Chicago	10/5/97	109	2	Walt Roberts	at Philadelphia	11/19/67
121	8	Joe Horn	at St. Louis Rams	10/28/01	109	8	Joe Horn	vs. San Francisco	10/20/02
121#	12	Pierre Thomas	at Chicago	12/30/07	109	5	David Patten	at San Francisco	10/28/07
121*	4	Marques Colston	vs. New England	11/30/09	109	7	Coby Fleener	vs. Atlanta	9/26/16
121	9	Lance Moore	at Tampa Bay	10/21/12	109 11	Michael Thomas	vs. Pittsburgh	12/23/18	
121*	4	Lance Moore	vs. Carolina	12/30/12	108	8	Joe Horn	at Tampa Bay	9/8/02
120	4	Dave Parks	at N.Y. Giants	10/8/72	108	5	Az-Zahir Hakim	at Green Bay	10/9/05
120	9	Eric Martin	vs. Philadelphia	12/18/89	108 9	Michael Thomas	vs. L.A. Rams	11/27/16	
120	5	Eric Martin	vs. Cincinnati	1/2/94	107	5	Eric Martin	vs. L.A. Rams	11/26/89
120	6	Andre Hastings	vs. St. Louis Rams	12/7/97	107	7	Marques Colston	vs. Dallas	11/10/13
120	6	Joe Horn	vs. Green Bay	9/15/02	107*	5	Brandin Cooks	at Philadelphia	10/11/15
120	6	Lance Moore	vs. Washington	9/9/12	106	7	Tony Galbreath	vs. Oakland	12/3/79
119*	4	Ike Harris	vs. Philadelphia	11/9/80	106	6	Wes Chandler	at Detroit	10/12/80
119	6	Mike Jones	vs. Miami	12/7/86	106	5	Joe Horn	vs. Tampa Bay	12/1/02
119	3	Robert Meachem	vs. Detroit	12/4/11	106	6	Marques Colston	at Tampa Bay	11/30/08
118	9	Joe Horn	vs. Tampa Bay	12/7/03	106	3	Robert Meachem	at Cincinnati	12/5/10
118	9	Marques Colston	at Houston	11/18/07	106	2	Joseph Morgan	at N.Y. Giants	12/9/12
118*	7	Marques Colston	at Tampa Bay	10/16/11	105	9	Danny Abramowicz	at Atlanta	12/7/69
118	10	Marques Colston	at Cleveland	9/14/14	105	6	Hoby Brenner	vs. Chicago	9/18/83
117	7	Wes Chandler	vs. Atlanta	11/12/78	105	5	Joe Horn	at San Francisco	12/10/00
117*	3	Henry Childs	at Atlanta	11/25/79	105	8	Willie Jackson	at N.Y. Giants	9/30/01
117	8	Wes Chandler	at Atlanta	9/6/81	105	4	Jeremy Shockey	at Miami	10/25/09
117	8	Quinn Early	vs. Green Bay	12/16/95	105	6	Marques Colston	at Dallas	11/25/10
117 9	Michael Thomas	at Buffalo	11/12/17	105	7	Marques Colston	at Tennessee	12/11/11	
117 10	Michael Thomas	at Atlanta	12/7/17	104	6	Keith Poole	at Carolina	1/2/00	
116	5	Eric Martin	at L.A. Rams	10/22/89	104	4	Devery Henderson	vs. Minnesota	10/6/08
116	12	Joe Horn	at San Diego	9/10/00	104*	7	Darren Sproles	at Dallas	12/23/12
116	7	Joe Horn	vs. Atlanta	12/17/00	104	6	Brandin Cooks	vs. Carolina	12/6/15
116*	3	Devery Henderson	vs. New England	11/30/09	103	6	Dave Parks	vs. Pittsburgh	12/15/68
116	9	Jimmy Graham	at N.Y. Jets	11/3/12	103	6	Wes Chandler	vs. San Francisco	12/3/78
115	9	Danny Abramowicz	vs. Baltimore	10/19/69	103*	6	Wes Chandler	at Atlanta	11/25/79
115	4	Paul Seal	vs. Philadelphia	10/27/74	103	6	Larry Hardy	vs. San Francisco	9/7/80
115	5	Floyd Turner	vs. Atlanta	11/24/91	103	6	Lindsay Scott	vs. St. Louis Cardinals	9/12/82
115	5	Lance Moore	vs. Green Bay	11/24/08	103	6	Eric Martin	vs. L.A. Rams	10/11/92
115*	9	Jimmy Graham	vs. Carolina	12/30/12	103	5	Michael Haynes	at Atlanta	12/11/94
114	7	Dave Parks	at St. Louis Cardinals	10/11/70	103	5	Devery Henderson	vs. Detroit	9/13/09
114	3	Michael Lewis	vs. Cleveland	11/24/02	103	3	Devery Henderson	vs. Chicago	9/18/11
114	3	Donté Stallworth	vs. Dallas	12/28/03	103*	5	Kenny Stills	at Detroit	10/19/14
114	8	Marques Colston	vs. Arizona	12/16/07	102	6	Sean Dawkins	at Carolina	11/1/98
114*	7	Darren Sproles	vs. Miami	9/30/13	102	5	Donté Stallworth	vs. Carolina	12/18/05
114*	8	Marques Colston	vs. N.Y. Giants	11/1/15	102	8	Lance Moore	at Kansas City	11/16/08
113	5	Danny Abramowicz	vs. San Francisco	11/23/69	101	8	Danny Abramowicz	at N.Y. Giants	10/6/68
113*	4	Brett Bech	vs. Buffalo	12/27/98	101	4	Tyrone Young	at Cleveland	10/28/84
113	9	Andre Hastings	at St. Louis Rams	11/28/99	101	3	Hoby Brenner	vs. Cincinnati	12/9/84
113	9	Donté Stallworth	vs. San Francisco	9/19/04	101	7	Eric Martin	at St. Louis Cardinals	10/11/87
113	5	Donté Stallworth	at Dallas	12/12/04	101	2	Eric Martin	vs. Tampa Bay	12/6/87
113	8	David Patten	at Seattle	10/14/07	101	8	Quinn Early	vs. Kansas City	9/4/94
113	8	Marques Colston	vs. Seattle	11/21/10	101	6	Joe Horn	at Carolina	11/10/02
113	8	Marques Colston	at Atlanta	11/13/11	101	8	Donté Stallworth	at Seattle	9/7/03
112	7	Henry Childs	at Green Bay	9/9/79	101	9	Joe Horn	at Atlanta	11/28/04
112*	10	Cameron Cleeland	vs. Buffalo	12/27/98	101	4	Devery Henderson	vs. Carolina	10/7/07

BIG GAMES

101	7	Lance Moore	vs. San Francisco	9/28/08	3.5	Jim Wilks	at Philadelphia	12/11/83
101	10	Robert Meachem	at Atlanta	12/27/10	3.5	Pat Swilling	at Atlanta	11/19/89
101	6	Alvin Kamara	at L.A. Rams	11/26/17	3	Bruce Clark	vs. Tampa Bay	9/9/84
100	3	Henry Childs	at Atlanta	11/26/78	3	Bruce Clark	at L.A. Raiders	10/13/85
100	4	Eric Martin	at Buffalo	12/10/89	3	Rickey Jackson	at Cincinnati	12/20/87
100	6	Az-Zahir Hakim	at St. Louis Rams	10/23/05	3	Pat Swilling	vs. N.Y. Giants	11/27/88
100	4	Jimmy Graham	vs. Houston	9/25/11	3	Pat Swilling	at L.A. Rams	10/22/89
100*	4	Jimmy Graham	vs. Miami	9/30/13	3	Pat Swilling	vs. Atlanta	10/29/89
100	5	Jimmy Graham	at Atlanta	11/21/13	3	Frank Warren	vs. Philadelphia	12/18/89
100	6	Devery Henderson	at Green Bay	9/8/11	3	Rickey Jackson	at Atlanta	9/29/91

* - part of a dual 100-yard game

- part of a 100-yard receiving/100-yard rushing game

MOST BY PLAYER: Marques Colston (28), Joe Horn (28), Eric Martin (18), Jimmy Graham (13), Danny Abramowicz (10), Devery Henderson (10), Wes Chandler (9), Donté Stallworth (9), Lance Moore (8), Brandin Cooks (7), **Michael Thomas (7)**, Henry Childs (5), Hoby Brenner (4), Quinn Early (4), Robert Meachem (4), Dave Parks (4), Reggie Bush (3), Sean Dawkins (3), Andre Hastings (3), Michael Haynes (3), Willie Jackson (3), **Alvin Kamara (3)**, David Patten (3), Willie Snead IV (3), Darren Sproles (3), Kenny Stills (3), Floyd Turner (3), Tony Galbreath (2), Az-Zahir Hakim (2), Randal Hill (2), Keith Poole (2), Benjamin Watson (2), **Tre'Quan Smith (2)**, John Beasley (1), Brett Bech (1), Larry Burton (1), Cameron Cleeland (1), Al Dodd (1), Coby Fleener (1), Eugene Goodlow (1), **Ted Ginn Jr. (1)**, Larry Hardy (1), Ike Harris (1), Mike Jones (1), Eddie Kennison (1), Michael Lewis (1), Joseph Morgan (1), Walt Roberts (1), Lindsay Scott (1), Paul Seal (1), Jeremy Shockey (1), Torrance Small (1), Pierre Thomas (1), Boo Williams (1), Robert Wilson (1), Tyrone Young (1).

3-Sack Games (37)

Sacks	Player	Opponent	Date
4	Rickey Jackson	at Atlanta	12/14/86
4	Rickey Jackson	at Detroit	9/18/88
4	Pat Swilling	vs. Tampa Bay	11/11/90
4	Wayne Martin	vs. Atlanta	12/3/92
4	Wayne Martin	vs. Detroit	9/21/97

3	Joe Johnson	at Buffalo	9/9/01
3	Charlie Clemons	at N.Y. Giants	9/30/01
3	Darrin Smith	vs. Pittsburgh	10/6/02
3	Darren Howard	at Washington	10/13/02
3	Willie Whitehead	at Tampa Bay	11/2/03
3	Charles Grant	at St. Louis	9/26/04
3	Cameron Jordan	vs. Philadelphia	11/5/12
3	Junior Galette	vs. Carolina	12/8/13
3	Cameron Jordan	vs. Atlanta	10/15/15
3	David Onyemata	at Dallas	11/29/18

MOST BY PLAYER: Rickey Jackson (6), Pat Swilling (6), La'Roi Glover (5), Bruce Clark (2), Joe Johnson (2), **Cameron Jordan (2)**, Wayne Martin (2), Renaldo Turnbull (2), Frank Warren (1), Darion Conner (1), Charlie Clemons (1), Junior Galette (1), Charles Grant (1), Darren Howard (1), **David Onyemata (1)**, Darrin Smith (1), Willie Whitehead (1), Jim Wilks (1).



Regular Season

600+ YARDS TOTAL OFFENSE

SAINTS - 608, vs. N.Y. Giants, 11/1/15 (103 rushing, 505 passing) **Opponent** - 605, vs. Minnesota, 10/17/04 (188 rushing, 417 passing)

500+ YARDS TOTAL OFFENSE

SAINTS - 546, vs. Philadelphia, 11/18/18 (173 rushing, 373 passing) **Opponent** - 529, vs. Tampa Bay, 9/9/18 (112 rushing, 417 passing)

400+ YARDS TOTAL OFFENSE

SAINTS - 487, vs. L.A. Rams, 11/4/18 (141 rushing, 346 passing) **Opponent** - 429, vs. Pittsburgh, 12/23/18 (65 rushing, 364 passing)

400+ YARDS PASSING BY A PLAYER

SAINTS - 439, QB **Drew Brees**, vs. Tampa Bay, 9/9/18 (45-37-3-0) **Opponent** - 417, QB **Ryan Fitzpatrick**, vs. Tampa Bay, 9/9/18 (28-21-4-0)

300+ YARDS PASSING BY A PLAYER

SAINTS - 326, QB **Drew Brees**, vs. Pittsburgh, 12/23/18 (49-27-1-0) **Opponent** - 380, QB **Ben Roethlisberger**, vs. Pittsburgh, 12/23/18 (50-33-3-0)

SEVEN TD PASSES BY A PLAYER

SAINTS - QB **Drew Brees**, vs. N.Y. Giants, 11/1/15 **Opponent** - Has never happened

SIX TD PASSES BY A PLAYER

SAINTS - QB **Drew Brees**, vs. Detroit, 9/13/09 **Opponent** - QB **Eli Manning**, vs. N.Y. Giants, 11/1/15

FIVE TD PASSES BY A PLAYER

SAINTS - QB **Drew Brees**, vs. Pittsburgh, 11/30/14 **Opponent** - QB **Cam Newton**, vs. Carolina, 12/6/15

FOUR TD PASSES BY A PLAYER

SAINTS - QB **Drew Brees**, vs. Atlanta, 11/22/18 **Opponent** - QB **Ryan Fitzpatrick**, vs. Tampa Bay, 9/9/18

200 YARDS RUSHING BY A PLAYER

SAINTS - 203, RB **Rueben Mayes** (28 att.), vs. Miami, 12/7/86 **Opponent** - 210, RB **DeAngelo Williams** (21 att.), vs. Carolina, 12/30/12

100 YARDS RUSHING BY A PLAYER

SAINTS - 108, RB **Dwayne Washington** (11 att.), vs. Carolina, 12/30/18 **Opponent** - 117, RB **Samaje Perine** (23 att.), vs. Washington, 11/19/17

TWO 100-YARD RUSHERS IN A GAME

SAINTS - 131, RB **Mark Ingram II** (21 att.) & 106, RB **Alvin Kamara** (12 att.), at Buffalo, 11/12/17 **Opponent** - 126, RB **Ottis Anderson** (22 att.) & 102, RB **Wayne Morris** (22 att.), vs. St. Louis Cardinals, 10/5/80

300 YARDS RECEIVING BY A PLAYER

SAINTS - Has never happened **Opponent** - 336, WR **Willie Anderson**, vs. L.A. Rams, 11/26/89 (15 rec.) - **NFL Record**

200 YARDS RECEIVING BY A PLAYER

SAINTS - 211, WR **Michael Thomas**, vs. L.A. Rams, 11/4/18 (12 rec.) **Opponent** - 218, WR **Alshon Jeffery**, at Chicago, 10/6/13 (10 rec.)

100 YARDS RECEIVING BY A PLAYER

SAINTS - 109, WR **Michael Thomas** (11 rec.), vs. Pittsburgh, 12/23/18 **Opponent** - 185, WR **Antonio Brown** (14 rec.) and 111, WR **JuJu Smith-Schuster** (11 rec.), vs. Pittsburgh, 12/23/18

TWO 100-YARD RECEIVERS

SAINTS - 124, RB **Alvin Kamara** (15 rec.) and 129, WR **Michael Thomas** (10 rec.), at Atlanta, 9/23/18 **Opponent** - 185, WR **Antonio Brown** (14 rec.) and 111, WR **JuJu Smith-Schuster** (11 rec.), vs. Pittsburgh, 12/23/18

FOUR TDS RUSHING BY A PLAYER

SAINTS - Has never happened **Opponent** - RB **Mike Anderson**, vs. Denver, 12/3/00

THREE TDS RUSHING BY A PLAYER

SAINTS - RB **Alvin Kamara**, at N.Y. Giants, 9/30/18 **Opponent** - RB **Tevin Coleman**, vs. Atlanta, 9/26/16

FOUR TD CATCHES BY A PLAYER

SAINTS - WR **Joe Horn**, vs. N.Y. Giants, 12/14/03 **Opponent** - WR **Dave Williams**, at St. Louis Cardinals, 11/2/69

THREE TD CATCHES BY A PLAYER

SAINTS - WR **Marques Colston**, vs. San Diego, 10/7/12 **Opponent** - WR **Odell Beckham Jr.**, vs. N.Y. Giants, 11/1/15

FOUR TDS BY A PLAYER (rushing, receiving, return)

SAINTS - RB **Reggie Bush**, vs. San Francisco, 12/3/06 (three rushing, one receiving) **Opponent** - RB **Mike Anderson**, vs. Denver, 12/3/00 (all rushing)

THREE TDS BY A PLAYER (rushing, receiving, return)

SAINTS - RB **Alvin Kamara**, vs. L.A. Rams, 11/4/18 (two rushing, one receiving) **Opponent** - RB **Tevin Coleman**, vs. Atlanta, 9/26/16 (all rushing)

SEVEN FIELD GOALS ATTEMPTED IN A GAME BY A PLAYER

SAINTS - K **Morten Andersen**, vs. San Francisco, 10/25/87 (Five made) **Opponent** - K **Bobby Howfield**, at N.Y. Jets, 12/3/72 (Six made)

SIX FIELD GOALS ATTEMPTED IN A GAME BY A PLAYER

SAINTS - K **John Carney**, at St. Louis Rams, 9/26/04 (Five made) **Opponent** - K **Ryan Succop**, vs. Kansas City, 9/23/12 (Six made)

FIVE FIELD GOALS ATTEMPTED IN A GAME BY A PLAYER

SAINTS - K **John Kasay**, at Atlanta, 11/13/11 (Four made) **Opponent** - K **Greg Zuerlein**, at L.A. Rams, 11/26/17 (Four made)

FOUR FIELD GOALS ATTEMPTED BY A PLAYER

SAINTS - K **Wil Lutz**, at N.Y. Giants, 9/30/18 (Four made) **Opponent** - K **Zane Gonzalez**, vs. Cleveland, 9/16/18 (Two made)

SIX FIELD GOALS CONVERTED BY A PLAYER

SAINTS - Has never happened **Opponent** - K **Ryan Succop**, vs. Kansas City, 9/23/12 (Six attempts)

FIVE FIELD GOALS CONVERTED BY A PLAYER

SAINTS - K **John Carney**, at St. Louis Rams, 9/26/04 (Six attempts) **Opponent** - K **Matt Prater**, vs. Detroit, 12/4/16 (Five attempts)

FOUR FIELD GOALS CONVERTED BY A PLAYER

SAINTS - K **Wil Lutz**, at N.Y. Giants, 9/30/18 (Four attempts) **Opponent** - K **Greg Zuerlein**, at L.A. Rams, 11/26/17 (Five attempts)

THREE INTS IN A GAME BY A PLAYER

SAINTS - S **Sammy Knight**, at Buffalo, 9/9/01 (40 yards) **Opponent** - LB **Keith Bulluck**, vs. Tennessee, 9/21/07 (51 yards)

INTERCEPTION RETURNED FOR A TD

SAINTS - CB **P.J. Williams** (45 yards), at Minnesota, 10/28/18 **Opponent** - DT **A'Shawn Robinson** (0 yards) vs. Detroit, 10/15/17

FUMBLE RETURNED FOR A TD

SAINTS - S **Kenny Vaccaro**, vs. Detroit, 10/15/17 (0 yards) **Opponent** - S **Justin Evans**, vs. Tampa Bay, 9/9/18, (34 yards)

PUNT RETURNED FOR A TD

SAINTS - RB/RS **Marcus Murphy**, at Carolina, 9/27/15 (74 yards) **Opponent** - CB **Jamal Agnew**, vs. Detroit, 10/15/17 (74 yards)

KICKOFF RETURNED FOR A TD

SAINTS - RB **Alvin Kamara**, at Tampa Bay, 12/31/17 (106 yards) **Opponent** - RB **David Wilson**, at N.Y. Giants, 12/9/12 (97 yards)

LAST TIME

PUNT BLOCKED

SAINTS – QB **Taysom Hill**, at Tampa Bay, 12/9/18 **Opponent** – DE **Robert Quinn**, at St. Louis Rams, 10/30/11

PUNT BLOCKED AND RETURNED FOR TD

SAINTS – DB **Justin Hardee**, vs. Tampa Bay, 11/5/17 (7 yards) **Opponent** – FB **Mosi Tatupu**, vs. New England, 11/30/86 (17 yards)

PUNT BLOCKED RECOVERED IN END ZONE FOR TD

SAINTS – S **Steve Gleason** (Blocked) and CB **Curtis Deloatch** (Recovered for TD) vs. Atlanta, 9/25/06 **Opponent** – LB **Roy Bennett**, at San Diego, 10/9/88

PUNT BLOCKED FOR A SAFETY

SAINTS – CB **Robert Massey**, vs. Cleveland, 10/14/90. **Opponent** – Has never happened.

SAFETY SCORED

SAINTS – RB **Doug Martin** tackled in end zone, at Tampa Bay, 12/11/16 **Opponent** – QB **Drew Brees** sacked in end zone, vs. Kansas City, 9/23/12

FIELD GOAL BLOCKED

SAINTS – DE **Cameron Jordan**, vs. Atlanta, 1/3/16 (45-yard attempt) **Opponent** – LB **L.J. Fort**, vs. Pittsburgh, 12/23/18 (50-yard attempt)

FG BLOCKED AND RETURNED FOR TD

SAINTS – CB **Fred Thomas**, vs. N.Y. Giants, 12/14/03 (64 yards), kick blocked by DT **Kenny Smith** **Opponent** – CB **Janoris Jenkins**, at N.Y. Giants, 9/18/16 (65 yards), kick blocked by DT **Jonathan Hankins**

PAT KICK MISSED

SAINTS – K **Wil Lutz**, vs. Washington, 10/8/18 (wide right) **Opponent** – K **Chandler Catanzaro**, vs. Carolina, 12/30/18 (hit left upright)

PAT KICK BLOCKED

SAINTS – DT **Kevin Williams**, vs. Carolina, 12/6/15 **Opponent** – DB **Justin Simmons**, vs. Denver, 11/13/16

PAT BLOCKED AND RETURNED FOR A TWO-POINT CONVERSION

SAINTS – LB **Stephone Anthony** (82 yds.), vs. Carolina, 12/6/15 **Opponent** – S **Will Parks**, vs. Denver, 11/13/16, kick blocked by DB **Justin Simmons**

TWO-POINT ATTEMPT MADE

SAINTS – RB **Alvin Kamara** rush, at Tampa Bay, 12/9/18 **Opponent** – QB **Ben Roethlisberger** pass, vs. Pittsburgh, 12/23/18

TWO-POINT ATTEMPT FAILED

SAINTS – QB **Drew Brees** pass, at Carolina, 12/17/18 **Opponent** – QB **Alex Smith** pass, vs. Washington, 10/8/18

40+ POINTS SCORED IN A GAME

SAINTS – 48, vs. Philadelphia, 11/18/18 **Opponent** – 48, vs. Tampa Bay, 9/9/18

50+ POINTS SCORED IN A GAME

SAINTS – 51, at Cincinnati, 11/11/18 **Opponent** – 52, at N.Y. Giants, 12/9/12

SHUTOUT SCORED IN A GAME

SAINTS – 20-0, at Miami (Wembley Stadium), 10/1/17 **Opponent** – 0-38, vs. San Francisco, 1/6/02



INDIVIDUAL PLAYOFF RECORDS

Scoring

MOST POINTS

SAINTS - 18, Willie Jackson, vs. St. Louis Rams (12/30/00)

Opponent - 18, Adrian Peterson, vs. Minnesota (1/24/10)

MOST TOUCHDOWNS

SAINTS - 3, Willie Jackson, vs. St. Louis Rams (12/30/00)

Opponent - 3, Adrian Peterson, vs. Minnesota (1/24/10)

MOST PATS

SAINTS - 6 (2x), last John Kasay, vs. Detroit (1/7/12)

Opponent - 5, Chuck Nelson, vs. Minnesota (1/3/88)

Rushing

MOST YARDS GAINED

SAINTS - 143, Deuce McAllister (21 att.), vs. Philadelphia (1/13/07)

Opponent - 140, Marshawn Lynch (28 att.), at Seattle (1/11/14)

MOST ATTEMPTS

SAINTS - 21, Deuce McAllister, vs. Philadelphia (1/13/07)

Opponent - 28, Marshawn Lynch, at Seattle (1/11/14)

MOST TOUCHDOWNS

SAINTS - 2 (2x), Julius Jones, at Seattle (1/8/11); Darren Sproles, vs. Detroit (1/7/12)

Opponent - 3, Adrian Peterson, vs. Minnesota (1/24/10)

HIGHEST AVERAGE PER ATTEMPT (min. 4 rushes)

SAINTS - 16.8 (5-84 yds.), Reggie Bush, vs. Arizona (1/16/10)

Opponent - 14.5 (6-87 yds.), Tim Hightower, vs. Arizona (1/16/10)

LONGEST SCORING RUSH

SAINTS - 46, Reggie Bush, vs. Arizona (1/16/10)

Opponent - 70, Tim Hightower, vs. Arizona (1/16/10)

LONGEST NON-SCORING RUSH

SAINTS - 36, Mark Ingram II, vs. Philadelphia (1/13/19)

Opponent - 42, Frank Gore, at San Francisco (1/14/12)

Passing

MOST TOTAL YARDS GAINED

SAINTS - 466, **Drew Brees**, at San Francisco (1/14/12)

Opponent - 380, Matthew Stafford, vs. Detroit (1/7/12)

MOST ATTEMPTS

SAINTS - 63, **Drew Brees**, at San Francisco (1/14/12)

Opponent - 46, Brett Favre, vs. Minnesota (1/24/10)

MOST COMPLETED

SAINTS - 40, **Drew Brees**, at San Francisco (1/14/12)

Opponent - 31, Peyton Manning, vs. Indianapolis (2/7/10)

MOST TOUCHDOWNS

SAINTS - 4 (2x), Aaron Brooks, vs. St. Louis Rams (12/30/00); **Drew Brees**, at San Francisco (1/14/12)

Opponent - 4, Matt Hasselbeck, at Seattle (1/8/11)

HIGHEST COMPLETION PERCENTAGE (min. 10 att.)

SAINTS - 82.1 (32-of-39), **Drew Brees**, vs. Indianapolis (2/7/10)

Opponent - 68.9 (31-of-45), Peyton Manning, vs. Indianapolis (2/7/10)

LONGEST SCORING PASS

SAINTS - 88, **Drew Brees** to Reggie Bush, at Chicago (1/21/07)

Opponent - 75, Jeff Garcia to Donté Stallworth, vs. Philadelphia (1/13/07)

LONGEST NON-SCORING PASS

SAINTS - 52, **Drew Brees** to Robert Meachem, at Seattle (1/14/14)

Opponent - 47, Alex Smith to Vernon Davis, at San Francisco (1/14/12)

MOST INTERCEPTIONS

SAINTS - 3, Bobby Hebert, vs. Philadelphia (1/3/93)

Opponent - 3, Kurt Warner, vs. St. Louis Rams (12/30/00)

Receiving

MOST RECEPTIONS

SAINTS - 15, Darren Sproles, at San Francisco (1/14/12) - **NFL**

playoff record

Opponent - 12, Calvin Johnson, vs. Detroit (1/7/12)

MOST YARDS GAINED

SAINTS - 171, **Michael Thomas**, vs. Philadelphia (1/13/19)

Opponent - 211, Calvin Johnson, vs. Detroit (1/7/12)

MOST TOUCHDOWNS

SAINTS - 3, Willie Jackson, vs. St. Louis (12/30/00) - **tied NFL**

playoff record

Opponent - 2 (6x), last Vernon Davis, at San Francisco (1/14/12)

Interceptions

MOST INTERCEPTIONS

SAINTS - 2 (3x), last **Marshall Lattimore**, vs. Philadelphia (1/13/19)

Opponent - 2, Eric Allen, vs. Philadelphia (1/3/93)

LONG INTERCEPTION RETURN

SAINTS - 74t, Tracy Porter, vs. Indianapolis (2/7/10)

Opponent - 41, Dashon Goldson, at San Francisco (1/14/12)

MOST YARDS ON INTERCEPTIONS

SAINTS - 74 (1 int.), Tracy Porter, vs. Indianapolis (2/7/10)

Opponent - 41 (1 int.), Dashon Goldson, at San Francisco (1/14/12)

TOUCHDOWNS

SAINTS - 1, Tracy Porter (74 yds.), vs. Indianapolis (2/7/10)

Opponent - 1, Eric Allen (18 yds.), vs. Philadelphia (1/3/93)

Kickoff Returns

MOST RETURN YARDS

SAINTS - 143, Courtney Roby, vs. Minnesota (1/24/10)

Opponent - 139, LaRod Stephens-Howling, vs. Arizona (1/16/10)

MOST RETURNS

SAINTS - 7, last Brad Smith, at Philadelphia (1/4/14)

LONG RETURN

SAINTS - 61, Courtney Roby, vs. Minnesota (1/24/10)

Opponent - 39, Dennis Gentry, at Chicago (1/6/91)

TOUCHDOWNS

SAINTS - none

Opponent - none

Punt Returns

MOST RETURN YARDS

SAINTS - 109, Reggie Bush, vs. Arizona (1/16/10)

Opponent - 143, Anthony Carter, vs. Minnesota (1/3/88)

MOST RETURNS

SAINTS - 3 (6x), last Darren Sproles, at Philadelphia (1/4/14)

Opponent - 6, Anthony Carter, vs. Minnesota (1/3/88)

INDIVIDUAL PLAYOFF RECORDS

LONG RETURN

SAINTS - 83t, Reggie Bush, vs. Arizona (1/16/10)

Opponent - 84t, Anthony Carter, vs. Minnesota (1/3/88)

TOUCHDOWNS

SAINTS - 1, Reggie Bush (83 yds.), vs. Arizona (1/16/10)

Opponent - 1, Anthony Carter (84 yds.), vs. Minnesota (1/3/88)

Punting

MOST PUNTS

SAINTS - 7, **Thomas Morstead**, vs. Minnesota (1/24/10)

Opponent - 8, Andy Lee, at San Francisco (1/14/12)

MOST YARDS

SAINTS - 359, **Thomas Morstead**, vs. Minnesota (1/24/10)

Opponent - 396, Andy Lee, at San Francisco (1/14/12)

HIGHEST GROSS AVERAGE

SAINTS - 54.0, Tommy Barnhardt, vs. Atlanta (12/28/91)

Opponent - 51.2, Jeff Feagles, vs. Philadelphia (1/3/93)

LONG PUNT

SAINTS - 66, **Thomas Morstead**, vs. Arizona (1/16/10)

Opponent - 66, Brad Maynard, vs. Chicago (1/21/07)

MOST PUNTS INSIDE THE 20

SAINTS - 4, **Thomas Morstead**, vs. Minnesota (1/24/10)

Opponent - 4 (2x), Brad Maynard, vs. Chicago (1/21/07); Andy Lee, at San Francisco (1/14/12)

Field Goals

MOST MADE

SAINTS - 4, Shayne Graham, at Philadelphia (1/4/14)

Opponent - 4 (2x), last Greg Zuerlein, vs. L.A. Rams (1/20/19)

MOST ATTEMPTS

SAINTS - 4 (2x), Morten Andersen, at Chicago (1/6/91); Shayne

Graham, at Philadelphia (1/4/14)

Opponent - 5, Graham Gano, vs. Carolina (1/7/18)

LONGEST FIELD GOAL MADE

SAINTS - 57, **Wil Lutz**, vs. Carolina (1/7/18)

Opponent - 58, Graham Gano, vs. Carolina (1/7/18)

Defense

MOST COMBINED TACKLES

SAINTS - 14 (3x), last **Demario Davis**, vs. Philadelphia (1/20/19)

Opponent - 15, Stephen Tulloch, vs. Detroit (1/7/12)

MOST SOLO TACKLES

SAINTS - 12, Sam Mills, at Chicago (1/6/91)

Opponent - 10, Dwayne Rudd, at Minnesota (1/6/01)

MOST SACKS

SAINTS - 2, Renaldo Turnbull, at Chicago (1/6/91); Frank Warren, vs. Atlanta (12/28/91)

Opponent - 2, Darwin Walker, vs. Philadelphia (1/13/07)

Miscellaneous

LONGEST SCORING DRIVE - PLAYS

SAINTS - 19, vs. Atlanta (12/28/91)

Opponent - 16, at Chicago (1/6/91)

LONGEST SCORING DRIVE - YARDS

SAINTS - 93, at Chicago (1/21/07)

Opponent - 96, vs. Indianapolis (2/7/10)

LONGEST SCORING DRIVE - TIME ELAPSED

SAINTS - 11:29, vs. Philadelphia (1/13/19)

Opponent - 8:31, at Chicago (1/6/91)

SAINTS 100-YARD RUSHING GAMES

143, Deuce McAllister, vs. Philadelphia (1/13/07)

OPPONENT 100-YARD RUSHING GAMES

140, Marshawn Lynch, at Seattle (1/11/14)

131, Marshawn Lynch, at Seattle (1/8/11)

123, Thomas Jones, at Chicago (1/21/07)

122, Adrian Peterson, vs. Minnesota (1/24/10)

116, Brian Westbrook, vs. Philadelphia (1/13/07)

105, Heath Sherman, vs. Philadelphia (1/3/93)

102, Neal Anderson, at Chicago (1/6/91)

SAINTS 300-YARD PASSING GAMES

466, **Drew Brees**, vs. Detroit (1/7/12)

462, **Drew Brees**, at San Francisco (1/14/12)

404, **Drew Brees**, at Seattle (1/8/11)

356, **Drew Brees**, vs. Carolina (1/7/18)

354, **Drew Brees**, at Chicago (1/21/07)

304, **Drew Brees**, at Seattle (1/11/14)

301, **Drew Brees**, vs. Philadelphia (1/13/19)

OPPONENT 300-YARD PASSING GAMES

380, Matthew Stafford, vs. Detroit (1/7/12)

365, Kurt Warner, vs. St. Louis (12/30/00)

349, Cam Newton, vs. Carolina (1/7/18)

333, Peyton Manning, vs. Indianapolis (2/7/10)

318, Case Keenum, at Minnesota (1/14/18)

310, Brett Favre, vs. Minnesota (1/24/10)

302, Daunte Culpepper, at Minnesota (1/6/01)

SAINTS 100-YARD RECEIVING GAMES

171, **Michael Thomas**, vs. Philadelphia (1/13/19)

142, Willie Jackson, vs. St. Louis Rams (12/30/00)

139, Marques Colston, at Seattle (1/11/14)

131, **Michael Thomas**, vs. Carolina (1/7/18)

120, Marques Colston, vs. Detroit (1/7/12)

118, Marques Colston, at San Francisco (1/14/12)

132, Reggie Bush, at Chicago, (1/21/07)

125, Willie Jackson, at Minnesota (1/6/01)

118, Darren Sproles, at San Francisco (12/28/91)

115, **Ted Ginn Jr.**, vs. Carolina (1/7/18)

111, Robert Meachem, vs. Detroit (1/7/12)

106, Chad Morton, at Minnesota (1/6/01)

103, Jimmy Graham, at San Francisco (1/14/12)

OPPONENT 100-YARD RECEIVING GAMES

211, Calvin Johnson, vs. Detroit (1/7/12)

180, Vernon Davis, at San Francisco (1/14/12)

144, Michael Haynes, vs. Atlanta (12/28/91)

137, Stefon Diggs, at Minnesota (1/14/18)

127, Issac Bruce, vs. St. Louis Rams (12/30/00)

121, Randy Moss, at Minnesota (1/6/01)

120, Cris Carter, at Minnesota (1/6/01)

107, Greg Olsen, vs. Carolina (1/7/18)

107, Brandin Cooks, vs. L.A. Rams (1/20/19)

102, Fred Barnett, vs. Philadelphia (1/3/93)

102, Bernard Berrian, vs. Minnesota (1/24/10)

101, Christian McCaffrey, vs. Carolina (1/7/18)


TEAM PLAYOFF RECORDS

Saints

Category

Opponents

45 (2x), last vs. Detroit (1/7/12)	Points	44, vs. Minnesota (1/3/88)
34, vs. Detroit (1/7/12)	FIRST DOWNS	31, vs. Minnesota (1/24/10)
15, vs. Philadelphia (1/13/07)	Rushing	14, vs. Minnesota (1/3/88)
23, at San Francisco (1/14/12)	Passing	20, vs. Detroit (1/7/12)
4, vs. Atlanta (12/28/91)	Penalty	5, at Minnesota (1/14/18)
8 (2x), last vs. Philadelphia (1/13/19)	3rd Down Conversions	10 (2x) last, at Minnesota (1/14/18)
3 (4 att.), vs. Detroit (1/7/12)	4th Down Conversions	2 (2x), last at Philadelphia (1/4/14)
626, vs. Detroit (1/7/12)	TOTAL NET YARDS	475, vs. Minnesota (1/24/10)
83, at Seattle (1/8/11)	Total Offensive Plays	86, vs. Minnesota (1/3/88)
7.7, vs. Detroit (1/7/12)	Average Gain	7.8, vs. Detroit (1/7/12)
208, vs. Philadelphia (1/13/07)	NET RUSHING YARDS	210, vs. Minnesota (1/3/88)
37, vs. Philadelphia (1/13/07)	Attempts	50, vs. Minnesota (1/3/88)
5.6, vs. Philadelphia (1/13/07)	Average Gain	6.7, vs. Arizona (1/16/10)
459, vs. Detroit (1/7/12)	NET PASSING YARDS	380, vs. Detroit (1/7/12)
3 (27 yds.), at San Francisco (1/14/12)	Sacked (Yards)	6 (42 yds.), vs. Minnesota (1/3/88)
466, vs. Detroit (1/7/12)	TOTAL PASSING YARDS	380, vs. Detroit (1/7/12)
63, vs. San Francisco (1/14/12)	Attempts	46, vs. Minnesota (1/24/10)
40, at San Francisco (1/14/12)	Completions	31, vs. Indianapolis (2/7/10)
4, vs. Minnesota (1/3/88)	Interceptions	3, vs. St. Louis (12/30/00)
10.2, vs. Detroit (1/7/12)	Average Gain	9.7, at Minnesota (1/6/01)
7, vs. Minnesota (1/24/10)	Punts	8, at San Francisco (1/14/12)
54.0, vs. Atlanta (12/28/91)	Average	51.2, vs. Philadelphia (1/3/93)
212, vs. Minnesota (1/24/10)	TOTAL RETURN YARDAGE	188, vs. Minnesota (1/3/88)
109, vs. Arizona (1/16/10)	Punt Return Yards	143, vs. Minnesota (1/3/88)
183, vs. Minnesota (1/24/10)	Kickoff Return Yards	139, vs. Arizona (1/16/10)
74, vs. Indianapolis (2/7/10)	Interception Return Yards	47, at Philadelphia (1/4/14)
11, vs. Philadelphia (1/13/19)	Penalties	9, vs. St. Louis Rams (12/30/00)
97, at Minnesota (1/14/18)	Penalty Yards	64, last vs. L.A. Rams (1/20/19)
4 (2x), last vs. Chicago (1/21/07)	Fumbles	6, vs. Minnesota (1/24/10)
3 (2x), last at San Francisco (1/14/12)	Fumbles Lost	3, vs. Minnesota (1/24/10)
6 (2x), last vs. Detroit (1/7/12)	TOUCHDOWNS	5 (2x), last at Seattle (1/8/11)
3, vs. Detroit (1/7/12)	Rushing	4, vs. Chicago (1/21/07)
4, at San Francisco (1/14/12)	Passing	4, at Seattle (1/8/11)
1 (2x), last vs. Indianapolis (2/7/10)	Returns	1 (2x), last vs. Philadelphia (1/3/93)
37:50, vs. Philadelphia (1/13/19)	TIME OF POSSESSION	41:18, vs. Minnesota (1/3/88)





HISTORY

SAINTS TIMELINE

1966 **Nov. 1** - NFL awarded 16th franchise to New Orleans as NFL Commissioner **Pete Rozelle** made the announcement at New Orleans' Pontchartrain Hotel...the *New Orleans States-Item* headline that afternoon was "N.O. Goes Pro!"; **Dec. 15** - **John W. Mecom, Jr.** becomes majority stockholder-president of franchise; **Dec. 22** - **Victor E. Schwenk** appointed director of player personnel; **Dec. 27** - **Tom Fears** named franchise's first head coach.

1967 **Jan. 9** - New Orleans' NFL franchise nicknamed Saints; **Jan. 27** - Saints signed first player, former University of Mississippi and Los Angeles Rams K **Paige Cothren**; **Feb. 9** - Saints select 42 players in expansion draft; **March 8** - First season-ticket drive launched...Saints sell 20,000 on first day & 33,400 before first game; **March 14** - Saints make Alabama FB **Leslie Kelley** top choice in NFL Draft; **July 1** - Rookies report for first training camp at San Diego's Cal Western; **July 6** - FB **Jim Taylor** signs with Saints; **July 10** - Veterans join rookies at training camp; **July 16** - DE **Doug Atkins** joined Saints in trade with the Chicago Bears; **July 20** - **Bert Rose** named general manager; **Aug. 2** - Saints lost to Los Angeles Rams, 16-7 in first preseason game at Anaheim, Calif; **Aug. 12** - Saints score first preseason victory by beating the St. Louis Cardinals, 23-14, at Shreveport, La.; **Sept. 9** - Saints record first preseason win in New Orleans, downing the Atlanta Falcons, 27-14...the victory gave New Orleans a 5-1 preseason record, best ever for an expansion team; **Sept. 17** - Saints open first regular season schedule in style as rookie RB **John Gilliam** returned the opening kickoff 94 yards for a touchdown, but lost to the Rams, 27-13 in front of 80,879 at Tulane Stadium; **Nov. 5** - Saints record first regular season win, beating the Philadelphia Eagles at Tulane Stadium, 31-24, as WR **Walt Roberts** scores three touchdowns, including a kickoff return for a score on the game's opening play; **Dec. 17** - Saints defeat the Washington Redskins, 30-14, to wind up with a 3-11 record which tied the record for most wins by a first-year expansion franchise, with an average of 75,463 filling Tulane Stadium.

1968 **Jan. 21** - CB **Dave Whitsell** represented the Saints as the club's first Pro Bowl selection; **March 29** - **Victor E. Schwenk** named general manager; **Dec. 15** - Saints beat the Pittsburgh Steelers, 24-14 in season's final game to emerge with 4-9-1 record and third place finish in Century Division.

1969 **Jan. 19** - DT **Dave Rowe** was club's Pro Bowl selection; **Feb. 9** - NFL 16-year veteran DE **Doug Atkins** receives Vince Lombardi Award as NFL's most dedicated player; **Nov. 2** - Saints snap six-game losing streak at St. Louis, 51-42...game set what was then the NFL record of most total passing touchdowns in a game as the Saints' **Billy Kilmer** and the Cardinals' **Charlie Johnson** connected on six each; **Nov. 16** - **Dempsey** boots four field goals against the N.Y. Giants, hitting his fourth with 11 seconds left to pull out a 25-24 victory; **Dec. 21** - Saints close season with 27-24 win over Pittsburgh to bring record to 5-9, their best victory total to date...**Danny Abramowicz** wins NFL receiving honors with 73 catches for 1,015 yards and seven touchdowns... **Atkins** retired after 17 NFL seasons.

1970 **Jan. 16** - In realignment of NFC, Saints form Western Division with the Los Angeles Rams, San Francisco 49ers and the Atlanta Falcons; **Jan. 18** - RB **Tony Baker**, K **Tom Dempsey**, G **Jake Kupp** and RB **Andy Livingston** represented the Saints at the Pro Bowl, with Head Coach **Tom Fears** coaching the East squad; **Feb. 1** - The NFL and AFL announce a merger, forming a common league with 26 teams, 13 in the National Football Conference and 13 in the American Football Conference; **Aug. 8** - **Fears**, a nine-year star wide receiver with the Rams, inducted into the Pro Football Hall of Fame...on the same day, the Saints beat Minnesota in the Hall of Fame Game, the team's first appearance in the contest; **Nov. 3** - **J.D. Roberts** replaces **Fears** to become the second head coach in Saints' history; **Nov. 8** - **Dempsey** kicked what was then an NFL-record 63-yard field goal on the game's final play to defeat Detroit, 19-17, in Roberts' first game as head coach...the holder was **Joe Scarpati** and **Jackie Burkett** was the snapper...**Dempsey**, born without toes on his right foot, wore a heavy square-toed kicking shoe; **Dec. 21** - Saints complete their fourth season with a 2-11-1 record.

1971 **Jan. 28** - Saints drafted Mississippi QB **Archie Manning** with the second overall selection in the NFL Draft; **Aug. 11** - Construction began on the Louisiana Superdome; **Sept. 19** - Saints defeat L.A. Rams in season opener in New Orleans, 24-20...**Manning** made first regular-season start and ran for one-yard touchdown on the final play after he completed 16-of-29 passes for 218 yards and a touchdown; **Dec. 10** - General manager **Victor E. Schwenk** relieved of his duties; **Dec. 19** - Saints finish with 4-8-2 record.

SAINTS TIMELINE

1972 **Sept. 25** - Saints made first appearance on ABC's Monday Night Football, losing to Kansas City, 20-17. **Dec. 19** - Saints finish with 2-11-1 record.

1973 **Jan. 29** - Saints selected Oklahoma DE **Derland Moore** as the club's first selection of the NFL Draft (second round-29th overall); **Aug. 26** - **John North** replaced **J.D. Roberts** and became the third head coach in team history; **Sept. 25** - Saints traded WR **Danny Abramowicz** to the San Francisco 49ers for their fourth and fifth round selections in the 1974 draft; **Nov. 4** - Saints scored first-ever shutout as they blanked Buffalo 13-0 in Tulane Stadium; **Dec. 16** - Saints finished season with a 5-9 mark, which tied the best record to date for the franchise.

1974 **Dec. 8** - Saints shut out the St. Louis Cardinals 14-0 in the franchise's final game in Tulane Stadium...Saints ended their eight-season stay in their first home with a 23-32-1 home record; **Dec. 15** - Saints finished the with a 5-9 record.

1975 **Aug. 3** - Louisiana Superdome is dedicated; **Aug. 9** - The first football game is played in the Superdome as the Houston Oilers beat the Saints, 13-7 in a preseason contest before 72,434; **Sept. 28** - In the first regular season NFL game in the Superdome, the Saints lost to the Cincinnati Bengals, 21-0, before 52,531 spectators; **Oct. 27** - **Ernie Hefferle**, Saints' director of pro personnel, named as interim head coach after **John North** was relieved of his duties...**Hefferle** became the fourth head coach in Saints history.

1976 **Jan. 20** - Saints hired **Hank Stram** as the club's fifth head coach; **Jan. 26** - New Orleans hosted the Pro Bowl; **April 8** - Saints selected California RB **Chuck Muncie** in the first round of the NFL Draft; **July 24** - FB **Jim Taylor**, who played his final NFL season with the Saints in 1967, was inducted into the Pro Football Hall of Fame; **Sept. 26** - **Stram** gained his first victory with the Saints, 27-17 on the road over his old team, Kansas City; **Nov. 21** - Saints beat Seattle on the road, 51-27 to tie what was then the club record for most points scored in a game; **Dec. 12** - Under **Stram**, the Saints end the season with 4-10 overall record.

1977 **Dec. 18** - Saints finish with 5-11 record...QB **Archie Manning** receives the Byron "Whizzer" White NFL Man of the Year Award.

1978 **Jan. 28** - **Hank Stram** is relieved of his duties as Saints head coach; **Feb. 6** - **Dick Nolan** is hired as the Saints' sixth head coach; **June 11** - QB **Archie Manning** won the NFL's 1978 Byron (Whizzer) White Award for his contributions to team, community and country; **Aug. 5** - Saints beat Philadelphia, 14-7 in an exhibition game in Mexico City, the first NFL game played south of the U.S. border; **Oct. 22** - **Manning** connected with RB **Tony Galbreath** on a 19-yard touchdown late in the fourth quarter to give the Saints a 10-3 win at the Los Angeles Rams, dropping the previously 7-0 Rams from the ranks of the unbeaten as the Black and Gold won in the L.A. Memorial Coliseum for the first time; **Dec. 17** - Saints ended season with a 7-9 record, setting a club mark for wins. **Manning** named NFC MVP by both *The Sporting News* and *UPI* and was selected to the Pro Bowl.

1979 **June 5** - Saints moved administrative offices from Lee Circle to Superdome; **Oct. 14** - Saints set club record for points in one half with 42 in the second half (on six straight possessions) in 42-14 win at Tampa Bay; **Dec. 3** - RB **Chuck Muncie** rushed for 128 yards vs. Oakland in a Monday Night Football matchup at the Superdome to become first Saint to surpass 1,000-yard milestone on the way to a 1,198-yard season; **Dec. 16** - Saints ended the season with an 8-8 record after beating eventual NFC champion Rams, 29-14, setting a new club mark for wins; **Dec. 20** - **Steve Rosenbloom** was selected as executive VP & general manager of the Saints.

1980 **Jan. 27** - RB **Chuck Muncie** is selected as Pro Bowl MVP...Saints had a then club-record five Pro Bowl players as QB **Archie Manning**, S **Tommy Myers**, WR **Wes Chandler** and TE **Henry Childs** joined **Muncie**; **April 29** - Saints selected Colorado T **Stan Brock** with their first selection in the NFL Draft...CB **David Waymer** was the club's second round selection; **Oct. 7** - Saints traded **Muncie** to the San

SAINTS TIMELINE

Diego Chargers for the Chargers' second-round selection in 1981 which the Saints later used to select Pittsburgh LB **Rickey Jackson**; **Nov. 24** - After a 27-7 loss to the Los Angeles Rams on Monday Night Football, Head Coach **Dick Nolan** was relieved of his duties; **Nov. 25** - **Dick Stanfel** replaced **Nolan** in the interim and became the Saints' seventh head coach.

1981 **Jan. 22** - **O.A. (Bum) Phillips** is announced as the Saints' eighth head coach; **April 28** - Saints select South Carolina RB and 1980 Heisman Trophy winner **George Rogers** with the first overall choice in NFL Draft...Rogers is one of 17 selections by Saints...with a second round pick, they would choose Pittsburgh LB **Rickey Jackson**, in what would turn out to be one of the franchise's top drafts...future cornerstones in DE **Frank Warren** and TE **Hoby Brenner** (third round) and DT **Jim Wilks** (12th round) would also come out of the draft; **Sept. 13** - In his second career game, **Rogers** carries 29 times for a then-club record 162 yards to lead Saints to a 23-17 win vs. the L.A. Rams; **Nov. 8** - Saints defeated NFC West rival Rams, 21-13, at Anaheim Stadium to complete series sweep for first time in Saints history; **Dec. 20** - **Rogers** gained 107 yards in 21-17 loss to San Francisco and became the NFL's rushing champion (and all-time rookie rusher) with 1,674 yards on the season...Saints finished with a 4-12 mark.

1982 **Jan. 31** - RB **George Rogers** is selected to the Pro Bowl; **April 27** - **K Morten Andersen** is selected in the fourth round of the NFL Draft. **Aug. 7** - Former DE **Doug Atkins**, who played the final three seasons of his career with the Saints from 1967-69, was inducted into the Pro Football Hall of Fame; **Aug. 25** - Veteran QB **Ken Stabler** signed with Saints as a free agent...He would be voted into the Pro Football Hall of Fame in 2016; **Sept. 20** - NFL players went on strike...seven games were cancelled due to the strike; **Nov. 21** - NFL games resumed as the Saints defeated Kansas City, 27-17, at the Superdome; **Dec. 19** - RB **George Rogers** ran for 166 yards at Dallas.

1983 **Jan. 2** - Saints defeat Atlanta, 35-6 in the Superdome in a rescheduled game that concluded the nine-game season with a 4-5 record...Saints narrowly missed the playoffs in a complicated labyrinth of tie-breakers; **Sept. 4** - RB **George Rogers** set team single-game rushing record with 206 yards on 24 carries in 28-17 opening day win over the St. Louis Cardinals; **Sept. 18** - Saints defeated Chicago, 34-31 at the Superdome in overtime for the first sudden death victory in franchise history; **Dec. 18** - Saints narrowly miss the playoffs when the Rams' Mike Lansford kicked a 42-yard field goal with :06 left for a 26-24 Los Angeles victory at the Superdome...the Saints finished the season 8-8 with the NFC's second-ranked overall defense and the NFL's top defense against the pass. Offensively, they ranked sixth in the NFL in rushing behind **Rogers'** 1,147 yards.

1984 **Jan. 29** - LB **Rickey Jackson** plays in his first Pro Bowl after recording 12 sacks; **Nov. 19** - Saints record first-ever win on prime time with a 27-24 Monday Night Football victory over the Pittsburgh Steelers in the Superdome; **Nov. 26** - Saints owner **John W. Mecom Jr.** announced that the Saints were for sale for the non-negotiable price of \$75 million; **Dec. 15** - Saints finished the season 7-9 after a season-closing 20-3 win at the New York Giants.

1985 **Jan. 27** - LB **Rickey Jackson**, DE **Bruce Clark** and P **Brian Hansen** represent the Saints at the Pro Bowl; **Feb. 14** - Negotiations for the sale of the Saints between **John Mecom, Jr.** and Chicago's **A.N. Pritzker** broke off, suddenly thrusting **Tom Benson**, a highly successful automobile dealer and banker, negotiating in a secondary position for several weeks, to the forefront; **March 12** - New Orleansian **Benson** reached agreement with **Mecom** for the sale of the Saints; **April 26** - Saints traded RB **George Rogers** and their fifth-, 10th-, and 11th-round selections in the 1985 draft to the Washington Redskins for their top draft pick; **May 31** - Ownership was transferred from **Mecom** to **Benson** for the sale price of \$70.204 million. **Benson** becomes managing general partner of the Saints; **Sept. 22** - Saints defeat Tampa Bay 20-13 at the Superdome in the first win of **Benson's** ownership; **Nov. 25** - Saints Head Coach **O.A. (Bum) Phillips** resigned following a 30-23 win at Minnesota the prior day, as his son, defensive coordinator **Wade Phillips**, was named interim head coach, the ninth head coach in club history.

1986 **Jan. 14** - With **Tom Benson** now able to insert his management team, **Jim Finks** is named president/general manager; **Jan 28** - **Jim Mora** named the Saints' 10th head coach; **Feb. 2** - LB **Rickey Jackson** and K **Morten Andersen** are the Saints representatives for the Pro Bowl;

SAINTS TIMELINE

April 29 - Saints selected Virginia T **Jim Dombrowski** with their first pick in the NFL Draft...RB **Dalton Hilliard** was picked in the second round, while RB **Rueben Mayes** and LB **Pat Swilling** were third round draft choices; **Sept. 21** - **Mel Gray** broke team record with 101-yard kickoff return for a TD at San Francisco...the return was the Saints' first for a score since 1977; **Nov. 9** - Saints record fifth shutout in team history in a 6-0 win over the Los Angeles Rams; **Dec. 7** - **Mayes** broke the team's single-game rushing record with 207 yards vs. the Miami Dolphins, but his final gain was called back along with the winning TD...the Saints lost 31-27 thriller as **Mayes** finished with 203 rushing yards; **Dec. 21** - Saints finished season at 7-9...**Mayes** finished with 1,353 yards rushing (fourth in the NFL) and is named consensus Rookie of the Year...he was named to the Pro Bowl along with **Jackson**, who posted nine sacks, and **Andersen**, who led the NFL in field goal percentage.

1987 **Sept. 21** - NFLPA announced that players would be on strike following the weekend's games; **Oct. 4** - Saints defeated the Los Angeles Rams, 37-10, in Superdome before 29,745 fans in club's first replacement game...QB **John Fourcade**, a New Orleans native, led Saints to the win with two TD passes; **Oct. 15** - NFL Players Association announced that the strike is over, but not in time to play the coming weekend's games; **Oct. 18** - Saints beat Chicago, 19-17, on four **Florian Kempf** FGs in the final replacement game played by the Saints...the replacements posted a 2-1 record; **Oct. 25** - Saints fall to San Francisco, 24-22, in a Superdome thriller...following the game, head coach **Jim Mora** made his highly-publicized "coulda, woulda, shoulda" proclamation to the media; **Nov. 1** - On the franchise's 21st birthday, Saints posted the largest margin of victory in franchise history at the time, shutting out Atlanta 38-0...the win was the first in then-team-record nine consecutive triumphs to close out the season; **Nov. 29** - Saints held on with two magnificent goal-line stands in the final quarter to defeat Pittsburgh, 20-16...the victory ensured Saints' first winning record ever; **Dec. 6** - Saints beat Tampa Bay, 44-34, to lock up team's first playoff appearance; **Dec. 13** - QB **Bobby Hebert** tossed three touchdowns as the Saints won seventh straight, 24-10, over the Houston Oilers in the Superdome which gave the New Orleans home field in the NFC Wild Card game; **Dec. 20** - Down 24-3 in the second quarter, the Saints rallied behind backup QB **Dave Wilson** for a 41-24 win at Cincinnati, the biggest come-from-behind effort at the time in Saints' history; **Dec. 27** - Saints beat Green Bay, 33-24, to close with 12-3 record...later that night, San Francisco won their final game which kept the Saints from winning their first division title and gaining home-field advantage in the NFC playoffs.

1988 **Jan. 3** - Saints jump out to a 7-0 lead, but Minnesota took a 31-10 halftime advantage on the way to a 44-10 win over New Orleans in the NFC Wild Card game at the Superdome; **Feb. 7** - A then-club-record six Saints - K **Morten Andersen**, TE **Hoby Brenner**, G **Brad Edelman**, RB **Rueben Mayes**, LB **Sam Mills** and CB **Dave Waymer** - were tabbed for the Pro Bowl...President/General Manager **Jim Finks** was honored as *The Sporting News* NFL Executive of the Year and Head Coach **Jim Mora** was a unanimous choice for NFL Coach of the Year; **Nov. 20** - Saints score what was the biggest win in team history in 42-0 romp over Denver...the win clinched the Saints' second consecutive winning season; **Dec. 18** - Saints finish the season with a 10-6 record.

1989 **Jan 29** - K **Morten Andersen**, WR **Eric Martin**, who had a then-club record 1,083 yards receiving, and LB **Sam Mills** were the Saints' Pro Bowl selections; **April 23** - The Saints selected Arkansas DL **Wayne Martin** with their first selection in the NFL Draft. Martin would go on record 82.5 sacks, ranked second in franchise history and the most by a Black and Gold defensive lineman; **July 6** - NFL owners meet in Chicago for a first vote for a successor to retiring commissioner **Pete Rozelle**...Saints President/General Manager **Jim Finks**, the only candidate, falls just short of the votes needed for election; **Sept. 10** - Saints score only opening-day shutout in team history with 28-0 win over Dallas in the Superdome; **Oct. 26** - NFL owners select **Paul Tagliabue** to succeed **Pete Rozelle** as league commissioner; **Nov. 20** - Tagliabue appoints **Finks** as chairman of the NFL Competition Committee; **Dec. 24** - A 41-6 win over Indianapolis gave the Saints a 9-7 record, the Saints' third straight winning season...RB **Dalton Hilliard**, along with LBs **Vaughan Johnson** and **Pat Swilling**, who posted 16.5 sacks, were selected to represent the Saints in the Pro Bowl.

1990 **Aug. 5** - Saints beat the Raiders, 17-10 in American Bowl in London's Wembley Stadium; **Dec. 23** - New Orleans defeats previously 13-1 San Francisco 13-10 at Candlestick Park to improve to 6-8 when LB **Rickey Jackson** recovers a fumble at the New Orleans 20-yard line with 53 seconds remaining to keep the Saints' playoff hopes alive. **Dec. 31** - On New Year's Eve, a national TV audience saw K **Morten Andersen** kick a 24-yard field goal with two seconds left to beat the Los Angeles Rams 20-17 which evened the Saints' final record at 8-8 and gave the club a playoff berth.

SAINTS TIMELINE

1991 Jan. 6 - Chicago defeats the Saints, 16-6, in the NFC Wild Card game at Soldier Field; **Feb. 3** - **K Morten Andersen** and **LBs Vaughan Johnson** and **Pat Swilling** represented the Saints in the Pro Bowl; **July 27** - **RB Earl Campbell**, who played his final two seasons with the Saints from 1984-85, was inducted into the Pro Football Hall of Fame; **Sept. 8** - The Saints defeated Kansas City, 17-0 for the first 2-0 start in team history...the Saints win seven straight games to open the season; **Dec. 16** - A 27-0 win over the L.A. Raiders broke a four-game losing streak, clinched a playoff spot and kept the Saints in the hunt for the NFC West title; **Dec. 22** - In Phoenix, the Saints beat the Cardinals, 27-3 and won their first NFC West title with an 11-5 record, posting the second most wins in club history to date...the defense allowed the fewest points (211) in the league and were second in yards allowed; **Dec. 29** - The Falcons came from behind to defeat New Orleans 27-20 at the Superdome in an NFC Wild Card playoff.

1992 Feb. 2 - Four Saints were chosen for the Pro Bowl...**LBs Vaughan Johnson, Sam Mills** and **Pat Swilling** were named starters, the most linebackers from a team in league history...special teams standout **Bennie Thompson** also made the trip to Honolulu; **Dec. 3** - A 22-14 win over the Atlanta Falcons finished a three-game, 11-day stretch which put the Saints in the playoffs for the third consecutive year; **Dec. 26** - The Saints clinched home-field advantage in the NFC Wild Card game with a 20-0 win over the New York Jets on the road...the Saints finished with a team-best 12-4 mark and led the NFL in least points allowed with a club-record 202...New Orleans also led the NFL in most sacks (57) and least sacks allowed (15), the first time since 1977 that a club led the league in both categories.

1993 Jan. 3 - With the Saints holding a 20-7 lead in the third quarter, the Philadelphia Eagles roared back with 26 fourth-quarter points to win the NFC Wild Card playoff, 36-20, over the Saints at the Superdome; **Feb. 7** - Six Saints - **LBs Rickey Jackson, Vaughan Johnson, Sam Mills** and **Pat Swilling, K Morten Andersen** and **C Joel Hilgenberg** - participated in the Pro Bowl, with four linebackers selected from the same team for the first time; **April 25** - **Swilling** was traded by the Saints to Detroit for their first- and fourth-round picks in the 1993 NFL Draft...The Saints picked **T William Roaf** with the eighth overall selection; **April 29** - At a press conference, Owner **Tom Benson** announces that President/General Manager **Jim Finks** has been diagnosed with cancer. **Finks** entered the hospital on April 26, after the NFL Draft; **May 19** - A sports bill calling in part for renovations to the Superdome and a new practice facility for the Saints passes state lawmakers in a vote in Baton Rouge; **July 14** - **Finks** resigned; **July 31** - The Saints beat Philadelphia, 28-16, in Tokyo, Japan in the third international exhibition game the Saints played; **Dec. 28** - **LBs Renaldo Turnbull, Rickey Jackson** and **RS Tyrone Hughes** were chosen to the Pro Bowl...**Hughes** was the fourth rookie in club history to receive the honor.

1994 Jan. 2 - Saints close season with a 20-13 win over Cincinnati to finish 8-8; **April 24** - The Saints chose Louisville DE **Joe Johnson** with their first pick in the NFL Draft; **May 8** - After battling lung cancer for over a year, former Saints President/GM **Jim Finks** passed away at his Metairie home at the age of 66; **Oct. 23** - The Saints beat the L.A. Rams, 37-34 at the Superdome as **Tyrone Hughes** returned two kickoffs for TDs on his way to setting or tying seven team and four NFL records.

1995 Jan. 26 - An early-morning fire caused severe damage at the club's Saints Drive practice facility...the two-alarm fire forced the team to move its operation out of the main building that was constructed in 1967; **Feb. 5** - DE **Wayne Martin**, who notched ten sacks, and **T William Roaf** participated in Pro Bowl as first-time selections, the first of seven straight for Roaf; **March 13** - The Superdome Commission approves the sale of \$14.5 million in bonds that will go toward the construction of a new practice facility for the Saints in Metairie; **June 8** - Groundbreaking ceremonies are held for the Saints' new practice facility on Airline Drive in Metairie; **July 29** - The late **Jim Finks**, who served as the Saints' president/general manager from 1986-93, was inducted into the Pro Football Hall of Fame. **Dec. 24** - The Saints close out the 1995 season with a 12-0 shutout win at the New York Jets.

1996 Feb. 4 - **T William Roaf** and CB **Eric Allen** participated in Pro Bowl; **April 15** - For the first time in club history, the entire Saints organization is housed under one roof with the move to the club's new facility at 5800 Airline Drive in Metairie; **June 6** - LB **Rickey Jackson** signed a one-day contract with the club and retired as a Saint; **Oct. 21** - After a 19-7 defeat to the Carolina Panthers a day earlier, Head Coach **Jim Mora**, the longest-tenured coach in all of professional sports at the time, resigned after 10 years with the club...**Mora**, who led the Saints to their first winning seasons and first playoff appearances, ended his stay

SAINTS TIMELINE

with a short statement thanking Owner **Tom Benson** and the Saints fans for their support; **Oct. 23 - Rick Venturi**, the Saints' linebackers coach, was named interim head coach, the 11th head coach in team history; **Dec. 12 - Roaf** was named as a starter for the NFC in the Pro Bowl, his third consecutive appearance.

1997 **Jan. 28 - Bill Kuharich** was promoted to president/general manager/chief operating officer...**Mike Ditka** was named the 12th head coach in club history; **Oct. 19** - The Saints were shut out by the Carolina Panthers, 13-0, which snapped the club's 216-game scoring streak, the fifth-longest in NFL history and the second-longest active streak.

1998 **Feb. 1 - T William Roaf** appeared in his fourth consecutive Pro Bowl for the Saints, who finished 6-10 after being forced to start four different quarterbacks; **Dec. 19 - Roaf** is selected to his franchise-record fifth consecutive Pro Bowl along with DE **Joe Johnson**, who would appear in his first after recording seven sacks.

1999 **Jan. 21 - Dick Stanfel**, who served as offensive line coach from 1997-98 and 1976-80 and head coach for the last four games of 1980, announced his retirement; **April 17** - The Saints acquired the fifth overall selection from the Washington Redskins in exchange for the Saints' first- and third-through seventh-round draft choices in 1999 and New Orleans' first- and third-round picks in 2000...with the fifth overall pick, the Saints selected Texas RB **Ricky Williams**, the 1998 Heisman Trophy winner...it marks the first time in NFL history that a single player represented a team's entire draft class; **Dec. 7** - Owner **Tom Benson** released a statement that said, "I will take whatever steps necessary at the end of the regular season to make the New Orleans Saints a winning franchise."; **Dec. 23 - T William Roaf** was named to his sixth consecutive Pro Bowl, tying him for the club record in appearances.

2000 **Jan. 2** - The Saints finish the 1999 season with a 3-13 overall record; **Jan. 5** - Owner **Tom Benson** fired 22 employees, including President/General Manager/Chief Operating Officer **Bill Kuharich** and Head Coach **Mike Ditka**; **Jan. 27 - Randy Mueller** was hired as general manager of football operations; **Feb. 3** - Former Saints Defensive Coordinator **Jim Haslett** was named as the 13th head coach in club history; **March 9** - Saints named Nicholls State University in Thibodaux, La., as their new summer training camp home; **Oct. 8** - After a 1-3 start, the Saints reeled off a six-game win streak, starting with a 31-10 win at Chicago; **Nov. 26** - Saints defeat the defending Super Bowl Champion St. Louis Rams on the road, 31-24, for franchise's 200th all-time victory; **Dec. 10** - Saints set club record for road victories with a 7-1 mark after a 31-27 comeback win at the San Francisco 49ers...QB **Aaron Brooks** sets a team record for quarterbacks with 108 yards rushing on 11 carries...Saints also set NFL mark for best road record turnaround after an 0-8 record in 1999; **Dec. 18** - Saints clinched second NFC West title after St. Louis lost, 38-35 at Tampa Bay...the Saints were the seventh team since 1990 to go from last place to a division title the next season; **Dec. 24** - Saints wrapped up the regular season with a 10-6 mark...the Saints defense set a club mark with 66 sacks, tied for the fifth-most in NFL history...DT **La'Roi Glover** captured the NFL sack title with a club record-tying 17 while DE **Darren Howard** had a club rookie record 11 sacks...WR **Joe Horn** set what were club marks for receptions (94) and receiving yards (1,340); **Dec. 28** - DE **Joe Johnson** selected NFL Comeback Player of the Year by the AP after he missed 1999 with a ruptured patellar tendon in his right knee; **Dec. 30** - Saints won in postseason for the first time, a 31-28 victory over the Rams in an NFC Wild Card Playoff game at the Superdome...WR **Willie Jackson** tied a NFL postseason mark with three TD catches and **Brooks** threw four TD passes...the win was clinched after FB **Brian Milne** recovered a fumbled fair catch by the Rams' **Az-Zahir Hakim** with 1:51 remaining.

2001 **Jan. 6** - Saints lost in the NFC Divisional Playoff at the Minnesota Vikings, 34-16 to end the club's storied 2000 season...**Jim Haslett** was selected as the NFL Coach of the Year by the AP; **Feb. 4** - Six Saints participated in the Pro Bowl in Honolulu: DT **La'Roi Glover**, DE **Joe Johnson** and T **William Roaf**, who had a then club-record seventh appearance started, while WR **Joe Horn**, LB **Mark Fields** and LB **Keith Mitchell** were selected as reserves; **April 21** - Saints picked Mississippi RB **Deuce McAllister** with their first selection in the NFL Draft; **Sept. 30** - Saints played the first NFL game in the New York area after the attacks of Sept. 11 in a 21-13 loss at the N.Y. Giants.

2002 **Feb. 9 - S Sammy Knight** and DT **La'Roi Glover** started in the Pro Bowl; **March 8** - Saints traded RB **Ricky Williams** to the Miami Dolphins for a first-round selection in the 2002 draft and a conditional third-round selection in 2003 (upgraded to a first-round pick in 2003 based on

SAINTS TIMELINE

Williams' performance); **May 13** - Saints promoted **Mickey Loomis** to general manager of football operations from director of football administration; **Sept. 22** - Saints charge back from 20-point deficit vs. Bears at Memorial Stadium in Champaign, Ill...QB **Aaron Brooks** tossed three TDs in the final three quarters, including a 29-yard scoring toss to WR **Donte Stallworth** with 1:11 remaining that proved to be the game-winner; **Sept. 29** - **Stallworth** became the first rookie in 20 years to catch a TD in his first four NFL games; **Oct. 13** - At Washington, WR **Michael Lewis** became the seventh player in NFL history - and the first in team record books - to return a punt and a kickoff for a touchdown in the same game in a 43-27 victory...his 286 return yards vs. the Redskins ranked as second-highest in Saints history; **Oct. 20** - Saints improve to 6-1 with 35-27 win over San Francisco in the Superdome. In the win over the 49ers, **Brooks** passed for three touchdowns and ran for another...five of New Orleans' first six victories came over playoff teams from 2001; **Dec. 29** - RB **Deuce McAllister** rushed for 117 yards on 28 carries in finale vs. Carolina, his eighth 100-yard performance of the season (second-most in club history to the nine RB **George Rogers** posted in 1981)...**Lewis** finished the season with an NFL-record 2,432 yards of combined kickoff and punt return yardage, 1,807 yards in kickoff returns and 625 yards in punt returns - both team records...K **John Carney** tied a team mark with 31 field goals, pulling even with K **Morten Andersen**'s total in 1985...Saints finish 9-7 in their first season in the NFC South.

2003 **Feb. 2** - Saints represented in Pro Bowl by WR **Joe Horn**, RB **Deuce McAllister**, KR/PR **Michael Lewis** and special teams ace **Fred McAfee**; **May 13** - Owner **Tom Benson** announces he will bring an Arena Football League expansion franchise to the city, the New Orleans VooDoo; **July 26** - Saints hold training camp at their practice facility in Metairie for the first time; **Sept. 28** - **McAllister** rushes for 101 yards on 17 carries vs. the Indianapolis Colts, beginning a franchise-record streak of nine straight 100-yard performances; **Nov. 2** - Saints win third straight over defending Super Bowl Champion Buccaneers at Tampa Bay, 17-14...in the game, **McAllister** sets a team record with his sixth straight 100-yard game, and DE **Willie Whitehead** finished with three sacks; **Nov. 16** - A 23-20 overtime win over the Atlanta Falcons gives the Saints their 100th victory in the Superdome...**McAllister** sets a team record with 237 yards from scrimmage, including 173 rushing; **Nov. 30** - **McAllister** rushes for 165 yards on 31 carries in a 24-20 victory at Washington, his ninth straight 100-yard game...the streak tied former Chicago RB Walter Payton and Jacksonville RB Fred Taylor for the third-longest in NFL history...he would be held below the milestone the following week vs. Tampa Bay; **Dec. 14** - QB **Aaron Brooks** tossed a career-high five TDs, including a club-record four caught by WR **Joe Horn**, in a 45-7 victory over the New York Giants in a nationally-televised game on ESPN; **Dec. 21** - In one of the most memorable final plays from scrimmage in NFL history, the Saints pulled off a 75-yard, three-lateral touchdown as time expired to cut Jacksonville's lead to one point...WR **Jerome Pathon** capped the play with a leap into the end zone, but the PAT attempt by K **John Carney** sailed wide right, giving the Jaguars a 20-19 win; **Dec. 28** - **McAllister** has 49 yards in the season-ending victory over Dallas, becoming only the second player in club history to go over 1,600 rushing yards in a season.

2004 **Feb. 8** - Saints represented in the Pro Bowl by G **LeCharles Bentley** and RB **Deuce McAllister**; **April 24** - Saints select Ohio State DE **Will Smith** 18th overall in NFL Draft; **Nov. 14** - **McAllister** rushes for 127 yards on 16 attempts in 27-20 victory vs. Kansas City...his second-quarter touchdown was his fourth straight game with a TD, the longest streak of his career; **Dec. 12** - P **Mitch Berger** wins NFC Special Teams Player of the Week after dropping four punts inside-the-20 in win at Dallas, part of a five-punt, 230-yard performance; **Dec. 19** - RB **Aaron Stecker** returns opening kickoff 98 yards against his former team, Tampa Bay...**Stecker** wins NFC Special Teams Player of the Week; **Dec. 26** - **Horn** and **Berger** selected to the Pro Bowl; **Dec. 26** - WR **Michael Lewis** returned a kickoff 96 yards for a touchdown vs. Atlanta, giving the Saints a comfortable lead in the 26-13 victory...for his efforts, **Lewis** is named NFC Special Teams Player of the Week.

2005 **Jan. 2** - Saints close 2004 season as one of the NFL's hottest teams, notching their fourth straight victory with a 21-18 win at Carolina to finish 8-8...WR **Joe Horn** hauled in a 44-yard touchdown, giving him a then team-record 11 TD grabs on the season...a potential game-tying field goal was blocked by DE **Tony Bryant** with four seconds left...**Bryant** became the fifth Saint to win the NFC Special Teams Player of the Week award on the season, and the fourth straight...also, RB **Deuce McAllister** rushed for 140 yards, giving him 1,074 on the season...he became the first running back in club history to reach the 1,000-yard milestone in three straight years; **Aug. 28** - In anticipation of Hurricane Katrina making landfall on the Gulf Coast, the team and operations staff flew to San Jose, Calif. three days early for the final preseason game at Oakland...the team set up operations in a hotel and practiced at San Jose State University in preparation for the preseason finale; **Sept. 1** - Following a 13-6 loss to the Raiders, players, coaches and football operations staff flew to San Antonio, Texas, where the club would be forced to conduct their day-to-day business for the 2005

SAINTS TIMELINE

season...the team is soon joined by the club's entire staff; **Sept 8** - Owner **Tom Benson** announced the start of the New Orleans Saints Hurricane Katrina Relief Fund to provide aid and assistance to the people of the entire Gulf South...the fund raised approximately \$1 million to benefit local causes; **Sept. 11** - A 47-yard FG by **K John Carney** with three seconds left lifted the Saints to a 23-20 win at Carolina...the Saints organization gave game balls to the City of New Orleans and to the Gulf Coast...the presentation capped an emotional trip which began with the reading of a letter to the team from New Orleans Mayor Ray Nagin the night before the contest, a standing pregame ovation from the crowd of 72,920 and culminated by Carney's winning kick...the next week, QB **Aaron Brooks** and **Carney** were featured on the cover of *Sports Illustrated*... **Carney**, who successfully connected on all three of his field goal attempts, was named NFC Special Teams Player of the Week...this marked the fifth consecutive week a Saints player received the honor dating to the last four games of 2005, an NFL record...DE **Will Smith** also became the first Saint to force a fumble in five straight games; **Sept. 19** - New Orleans falls to the New York Giants, 27-10, in a scheduled home game that was moved to Giants Stadium...this would be the first of three stadiums where the Saints would play a home game in 2005...**McAllister** became the club's all-time rushing leader; **Sept. 25** - The Saints defeat Buffalo, 19-7, before 58,688 fans at the Alamodome in San Antonio, Texas, the team's first regular season home game in the location where they practiced; **Oct. 30** - The Saints fall to Miami, 21-6, before 61,643 at Tiger Stadium, a game which marked the team's return to Louisiana...it was the first regular-season NFL contest played at LSU; **Dec. 7** - The training staff honored the efforts of the coaches, players and staff in the wake of Hurricane Katrina by selecting the organization as the recipient of the 2005 ED Block Courage Award; **Dec. 22** - **C LeCharles Bentley** selected to Pro Bowl; **Dec. 30** - **Benson** announces team will return to Louisiana and their Metairie facility in mid-January.

2006 **Jan. 17** - The Saints reopened their administrative offices and practice facility in Metairie; **Jan. 18** - **Sean Payton** named as the 14th head coach in club history; **Feb. 5** - The NFL announces Saints will return to the Superdome for their first regular-season home game at the stadium since 2004...it's later announced they'd host the Atlanta Falcons Sept. 25; **March 14** - The Saints agreed to terms with former Chargers QB **Drew Brees** to a five-year contract, the most notable and successful free-agent acquisition in team history...Saints equipment staff selected as Whitey Zimmerman Memorial Award winner for 2005 in a vote by their peers; **April 29** - Saints pick RB **Reggie Bush** second overall in the NFL Draft; **July 27** - Saints open their 2006 training camp at Millsaps College in Jackson, Miss; **Sept. 10** - Saints kick off their 40th regular season and first under **Payton** at Cleveland with a 19-14 victory; **Sept. 25** - In the first contest at the stadium since it was used as a shelter of last resort during Hurricane Katrina, the Saints christened the refurbished Superdome with a 23-3 victory on Monday Night Football...U2 and Green Day performed before the game; **Oct. 15** - The Saints jumped out of the gate with a 5-1 start following a 27-24 win over Philadelphia at the Superdome where **K John Carney** drilled a 31-yard field goal as time expired; **Nov. 19** - **Brees** threw for a club-record 510 yards in a 31-16 loss to Cincinnati at the Superdome; **Dec. 3** - **Bush** tied a team record with four touchdowns (three rushing and one receiving) in a 34-10 win over San Francisco; **Dec. 10** - On the national stage of Sunday Night Football, the Saints improved to 9-4 with a 42-17 win at Dallas. **Brees** threw five TDs; **Dec. 17** - Despite a 16-10 loss to Washington, the Saints clinch their first NFC South title with losses by Atlanta and Carolina. **Dec. 19** - **Brees**, **T Jammal Brown** and DE **Will Smith** are selected to the Pro Bowl as starters...the Saints' coaches would join the threesome as the staff for the NFC squad following the season.

2007 **Jan. 13** - The Saints defeated Philadelphia, 27-24, in the NFC Divisional Playoffs at the Superdome...RB **Deuce McAllister** rushed for 143 yards and a TD and added a TD reception in the second postseason win in club history; **Jan. 21** - In the team's first appearance in the NFC Championship Game, the Saints were defeated at Chicago, 39-14...the Saints sliced the Bears' lead to 16-14 in the second half and trailed by four early in the fourth quarter, but a handful of turnovers and miscues proved to be too much to overcome; **Feb. 2** - After the most memorable year in club history to date, QB **Drew Brees** is voted co-recipient of the NFL Walter Payton Man of the Year Award...it was one of a slew of awards won by Saints personnel following the 2006 season, including **Sean Payton** as a unanimous choice as NFL Coach of the Year and Executive VP/GM **Mike Loomis** as NFL Executive of the Year by *The Sporting News* and *Pro Football Weekly/PFWA*; **Nov. 4** - **Brees** set a team record with 346 passing yards in the first half of a 41-24 win over Jacksonville and his 445-yard total for the game was then the second-most by a Saints passer; **Dec. 30** - Rookie RB **Pierre Thomas** became the first player in Saints history and just the second rookie in NFL history to pick up 100 yards rushing and receiving in the same game, carrying the ball 20 times for 105 yards and catching 12 passes for 121 yards and a touchdown in his first career start at Chicago against the Bears...**Brees** also broke a number of single-season franchise records, including passing yards, attempts, completions, completion percentage and touchdown passes, and also tied the team record of 60 pass attempts

SAINTS TIMELINE

in a game...New Orleans could not overcome a 0-4 start, despite fighting their way back to .500 twice and finished 7-9, out of the playoffs.

2008 **Feb. 29** - Saints acquired LB **Jonathan Vilma** from the New York Jets for a 2008 fourth-round draft choice and a 2009 conditional choice that would turn out to be a third-round pick; **Aug. 31** - With Hurricane Gustav bearing down on New Orleans, the Saints evacuated their football operation to Indianapolis where they would practice for the full week leading up to the opener; **Sept. 7** - Saints return to New Orleans and opened season with a 24-20 victory over Tampa Bay; **Oct. 2** - QB **Drew Brees** named NFC Offensive Player of the Month for September after throwing for 1,343 yards and eight touchdowns in the team's first four games; **Oct. 6** - RB **Reggie Bush** tied an NFL record by returning two punts for touchdowns on Monday Night Football against the Minnesota Vikings, earning NFC Special Teams Player of the Week honors; **Oct. 26** - Playing in their first regular-season game outside the United States, the Saints defeated San Diego 37-32 at London's Wembley Stadium...**Brees** was named NFC Offensive Player of the Week after throwing for 339 yards and three touchdowns; **Dec. 21** - RB **Pierre Thomas** tied a team-record by scoring a touchdown in his sixth consecutive game; **Dec. 28** - **Brees** finished the season with 5,069 passing yards, what were then the second-most in a season in NFL history, trailing only Dan Marino's 5,084 in 1984...he also set new team records with 34 touchdowns and 10 games with 300 or more passing yards.

2009 **Jan. 6** - QB **Drew Brees** named *Associated Press* Offensive Player of the Year; **Feb. 8** - **Brees** and T **Jammal Brown** play for the NFC in the Pro Bowl; **March 30** - Saints announced the team's training camp would be held at their home practice facility in Metairie, La.; **April 30** - Owner **Tom Benson** and Louisiana Gov. **Bobby Jindal** announced a lease extension that will keep the Saints in New Orleans through 2025 and provide \$85 million to upgrade the Superdome...**Benson** also announced that he will purchase the Dominion Tower and develop a festival plaza outside the stadium; **May 19** - The NFL announced that New Orleans will host Super Bowl XLVII following the 2012 season; **June 19** - **Dennis Lauscha** promoted to executive vice president/CFO; **Sept. 13** - Saints opened their season with a 45-27 victory over the Detroit Lions, their most points ever on kickoff weekend...**Brees** tied a club record with six TD passes and was named NFC Offensive Player of the Week; **Oct. 1** - **Brees** named NFC Offensive Player of the Month for September after leading Saints to 3-0 record and throwing for 1,276 yards and nine TDs; **Oct. 25** - Saints improved to 6-0 with a 46-34 win at Miami, where they rebounded from a 24-3 deficit, tying their biggest comeback in franchise history...K **John Carney** became the fourth player in NFL history to reach 2,000 career points; **Nov. 8** - With their 30-20 win over Carolina, the 8-0 Saints now had the best start in team history; **Nov. 22** - Following their 38-7 win over Tampa Bay to improve their record to 10-0, New Orleans' 10 game winning streak was the longest in franchise history; **Nov. 30** - In a 38-17 Monday night win over New England, where the Saints averaged a club record 9.6 yards per play, **Brees** completed 18-of-23 passes for 371 yards with five touchdowns...his career-high passer rating of 158.3 was only the second perfect rating in club history...**Brees** was named NFC Offensive Player of the Week; **Dec. 19** - After falling 24-17 to Dallas, New Orleans finally had a blemish on its record after a club-record 13 straight victories...**Brees** threw his 121st touchdown pass as a Saint, making him the franchise's all-time record holder and also became only the second NFL quarterback to throw for 4,000 yards in four consecutive seasons; **Dec. 27** - Vs. Tampa Bay, **Brees** completed a club-record 19 straight passes; **Dec. 29** - A club-record seven Saints were named to the Pro Bowl.

2010 **Jan. 16** - Saints defeated Arizona, 45-14, in the NFC Divisional playoff at Superdome...RB **Reggie Bush** scored TDs on a 46-yard run and an 83-yard punt return; **Jan. 24** - Saints defeat Minnesota, 31-28, in an overtime thriller in the NFC Championship at the Superdome, advancing to the Super Bowl for the first time; **Feb. 6** - LB **Rickey Jackson** voted to the Pro Football Hall of Fame, becoming the first former Saint to have spent the majority of his career with New Orleans to be elected; **Feb. 7** - Saints defeat the Indianapolis Colts, 31-17 in Super Bowl XLIV in Miami Gardens, Fla...the Saints overcame an early ten-point deficit as **Brees** was named the game's MVP as he completed 32-of-39 passes for 288 yards with two touchdown passes and a 114.5 rating, tying the NFL record for completions in a Super Bowl; **June 16** - The entire Saints organization were presented with their Super Bowl XLIV Championship rings at a ceremony at the Roosevelt Hotel in New Orleans; **Sept. 9** - After their Super Bowl XLIV Championship banner was unveiled at home, the Saints defeated the Minnesota Vikings in the 2010 NFL kickoff contest; **Dec. 5** - In the second quarter of a come-from-behind 34-30 win at Cincinnati, **Brees** became the club's all-time passing yardage leader. **Dec. 27** - In a 17-14 Monday night win at Atlanta, New Orleans clinched a playoff berth for the first time in back-to-back seasons since 1991 and 1992.

SAINTS TIMELINE

2011 Jan 8 - Seattle came back from 10-0 and 17-7 first half deficits to defeat New Orleans, 41-36 at Qwest Field in an NFC Wild Card playoff game; Jan. 30 - Five Saints were chosen for the NFC squad for the Pro Bowl...G **Jahri Evans** was named as a starter for the second consecutive season...QB **Drew Brees**, S **Roman Harper**, G **Carl Nicks** and LB **Jonathan Vilma** also made the trip to Honolulu; Apr. 28 - Saints used the 24th overall pick in the NFL Draft to select California DE **Cameron Jordan** and then acquired the 28th pick from the New England Patriots and selected Alabama RB and 2009 Heisman Trophy winner **Mark Ingram II**; Sept. 18 - After losing the NFL kickoff contest at Green Bay, 42-34, the Saints evened their record and won their home opener for the fourth straight season as they defeated Chicago, 30-13, with QB **Drew Brees** throwing three TDs and running for another and S **Roman Harper** adding two sacks; Oct. 4 - Governor **Bobby Jindal**, Owner **Tom Benson** and Mercedes-Benz USA announce a 10-year agreement reached between the Saints and Mercedes-Benz USA to rename the club's recently renovated home stadium, the "Mercedes-Benz Superdome"; Oct. 23 - In a 62-7 primetime, nationally televised victory over Indianapolis in the newly minted Mercedes-Benz Superdome, the Saints' point total set a new club record and was tied for the highest total since the 1970 AFL-NFL merger...in addition to the club scoring record, they also set team marks for margin of victory (55), first downs (36) and PATs (8). **Brees** completed 31-of-35 passes for 325 yards with five TD throws and a 144.9 rating; Nov. 6 - New Orleans' 27-16 win over Tampa Bay marked the start of an eight-game win streak to end the regular season; Nov. 28 - The Saints defeated the eventual Super Bowl Champion New York Giants 49-24 in the Mercedes-Benz Superdome on Monday Night Football, in a contest where **Brees** completed 24-of-38 passes for 363 yards with four touchdowns, one rushing score and a 129.6 rating, becoming the first quarterback in team history with four passing touchdowns and one rushing touchdown in a game; Dec. 18 - With a 42-20 win at Minnesota, behind 412 yards passing and five TD passes from **Brees**, who set an NFL single-season record with his 11th 300-yard passing game of 2011, New Orleans reached 11 wins for the third straight season for the first time; Dec. 26 - **Brees** breaks Dan Marino's 27-year old single-season passing record of 5,084 yards when he connects on a nine-yard TD to **Sproles**; Dec. 27 - **Brees**, T **Jermon Bushrod**, **Evans**, TE **Jimmy Graham** and **Nicks** were named to the Pro Bowl...**Graham** was selected, on the strength of a sophomore season where he set a team receiving record with 99 receptions for 1,310 yards, the second-highest yardage total for a tight end in NFL history, and 11 touchdowns...**Evans** and **Nicks** were selected as starters.

2012 Jan. 1 - With a 45-17 win over Carolina in the regular season finale, the Saints improve to 13-3, tying their regular season record for wins and capturing the NFC South title, qualifying for the playoffs for the third season in a row, also tying a team mark...New Orleans accumulated what was a team single-game record 617 total net yards to run their season total to 7,474, surpassing the NFL single-season mark of 7,075 previously held by the 2000 St. Louis Rams...RB **Darren Sproles** sets the league all-purpose yardage total with 2,696 yards...QB **Drew Brees** ended his record-setting December/January by capturing NFC Offensive Player of the Month, as he finished with a then-NFL-record 5,476 passing yards and 71.2% completion percentage; Jan. 7 - Saints defeat Detroit 45-28 in NFC Wild Card playoff, as **Brees** completes 33-of-43 passes for 466 yards with three TDs, the second-highest single-game passing yardage total in NFL postseason history; Feb 4 - T **William Roaf**, who played with New Orleans from 1993-2001 and was selected to the Pro Bowl seven times with the club, was voted to the Pro Football Hall of Fame...on the same evening, **Brees** was named the Associated Press NFL Offensive Player of the Year; May 18 - Owner **Tom Benson** and RB **Deuce McAllister** are elected to the Saints Hall of Fame; May 20 - **Dennis Lauscha** was promoted to team president; June 15 - **Benson** completes the purchase of the New Orleans Hornets after having been approved by the National Basketball Association's Board of Governors; July 13 - Club agrees to terms with **Brees** on a five-year contract. Oct. 7 - **Brees** sets the NFL record on a first quarter 40-yard scoring throw to WR **Devery Henderson** with his 48th consecutive game with a touchdown pass, breaking a mark previously held by Johnny Unitas since 1960...the 31-24 win also marks the franchise's 300th regular season victory; Nov. 25 - WR **Marques Colston** became the club's all-time recordholder with his 56th touchdown vs. San Francisco...**Colston** ended the season with 532 receptions, tied for the club's all-time lead with WR **Eric Martin**; Nov. 29 - **Brees'** streak of consecutive games with a touchdown pass will end at an NFL-record 54 after failing to throw one at Atlanta.

2013 Jan. 27 - QB **Drew Brees**, T **Jermon Bushrod**, G **Jahri Evans** and P **Thomas Morstead** represent the Saints in the Pro Bowl; Oct. 6 - The Saints win at Chicago, 26-18 to improve to 5-0...TE **Jimmy Graham** has his fourth consecutive game with 100 yards receiving for the second time in his career, tying the NFL record for tight ends with consecutive 100-yard games; Oct. 27 - Saints improve to 6-1 with a 35-17 win over Buffalo at the Mercedes-Benz Superdome...**Brees** completes 26-of-34 passes for 332 yards with five touchdowns as he captures NFC Offensive Player of the Week honors; Nov. 10 - Saints improve to 7-2 with a 49-17 win over Dallas in prime-time at the Mercedes-Benz Superdome as the club sets an NFL record with 40 first

SAINTS TIMELINE

downs and had a team-record 625 total net yards...**Brees** completes 34-of-41 passes for 392 yards with four touchdowns as he captures NFC Offensive Player of the Week honors...**LB Rickey Jackson**, **QB Archie Manning** and **T William Roaf** inducted into the club's newly established Ring of Honor; **Nov. 17** - With a 23-20 win on a 31-yard game-winning field goal as time expired against San Francisco, the Saints improve to 8-2; **Nov. 21** - **Graham** ties a club record with his sixth 100-yard receiving game of the season to help lead the Saints to a 17-13 primetime win at the Georgia Dome to improve to 9-2; **Dec. 8** - **Brees** becomes only the fifth player in NFL history to reach 50,000 yards passing as he throws for 313 yards and four touchdowns in helping the Saints defeat the Carolina Panthers in a primetime 31-13 win at the Mercedes-Benz Superdome; **Dec. 27** - **Brees**, **G Jahri Evans**, **Graham**, **G Ben Grubbs** and **DE Cameron Jordan** were named to the Pro Bowl... **Brees** was selected for the seventh time as a Saint, tying him for first place in club record books with **Roaf**; **Dec. 29** - With a 42-17 win over Tampa Bay in the regular season finale, the Saints rebound from a disappointing 7-9 2012 season, improve to 11-5, qualifying for the playoffs for the fourth time in five seasons... **Brees** captured NFC Offensive Player of the Week for the fourth time of the season as he completed 24-of-31 passes for 381 yards and four touchdowns, one of which went to **Graham**, who finished with a franchise-record 16 touchdown grabs, the second-highest scoring grab total all-time in NFL record books for a tight end.

2014 **Jan. 4** - Saints defeat Philadelphia 26-24 in NFC Wild Card playoff, as **K Shayne Graham** booted the 32-yard game-winning field goal as time expired to give New Orleans their first road playoff win in franchise history; **Nov. 30** - **QB Drew Brees** tosses for five touchdowns to earn NFC Offensive Player of the Week honors and **RB Mark Ingram II** rushes for 122 yards as the Saints defeat the Steelers at Heinz Field 35-32, New Orleans' first win in Pittsburgh since 1987; **Dec. 23** - **G Jahri Evans** and **TE Jimmy Graham** were selected to the Pro Bowl with **Brees** and **Ingram** later added as replacements. It was the franchise-record eighth selection for **Brees** as a Saint, ninth overall, who finished tied (4,952) for the league lead in passing yardage.

2015 **Mar. 10** - Saints acquire **C Max Unger** and the 31st pick in the 2015 NFL Draft in exchange for **TE Jimmy Graham**; **June 2** - Saints sign **DE Cameron Jordan** to a five-year contract extension; **June 15** - Former Saints **S Steve Gleason** selected as the *PFWA's* 2015 George Halas Award winner; **Oct. 4** - In **Brees'** return to the lineup after missing his first game as a professional due to injury (shoulder), he completes 33-of-41 passes for 359 yards and two touchdowns, leading the Saints to a 26-20 overtime victory over the Dallas Cowboys...the win comes on the second play from scrimmage, an 80-yard touchdown throw to **RB C.J. Spiller**, and also marked the first overtime touchdown pass of **Brees'** career; **Nov. 1** - **Brees** completes 39-of-50 passes for 505 yards, a 131.7 rating and an NFL-record-tying seven touchdown passes as the Saints defeat the New York Giants 52-49...**Brees** becomes only the second player to pass for 500 yards and seven touchdowns in a single game, on his way to being named the NFC Offensive Player of the Week...With eight receptions for 114 yards and one TD, **WR Marques Colston** ties **WR Joe Horn** in club record books with his 28th 100-yard receiving game.

2016 **Jan. 3** - New Orleans wins its season finale in Atlanta 20-17...the win marked **QB Drew Brees'** 100th career victory (regular season and postseason combined) as the Saints' starting quarterback; The Saints rebounded from an 0-4 start to finish 7-9; **Jan. 31** - **DE Cameron Jordan** represents the Saints in the Pro Bowl; **April 28** - Using their 50th first round draft choice in franchise history, the Saints select Louisville **DT Sheldon Rankins** with the 12th overall pick; **Sept. 11** - In the opener against Oakland, **Brees** finds **WR Brandin Cooks** for a 98-yard touchdown, the longest pass play of his career and the longest play from scrimmage in team history. **Sept. 18** - **Brees** records his sixth-consecutive game without an interception, matching a franchise record; **Sept. 26** - **Brees** reaches a career-best 305 passing attempts without an interception, becoming just the fourth quarterback in NFL record books with a streak of 300 or more pass attempts without an interception, joining Tom Brady (358), Alex Smith (312) and Bernie Kosar (308); **Oct. 2** - At San Diego, Head Coach **Sean Payton** captures his 94th victory, surpassing Jim Mora (93 victories from 1986-96) for the most wins by a head coach in team history; **Oct. 16** - **Brees** throws for 465 passing yards against Carolina, the third-highest total in franchise history and sets a new NFL record with his 15th-career 400-yard passing game, breaking a tie with Peyton Manning; **Oct. 23** - At Kansas City, **Brees** completes 37-of-48 passes for 367 yards and three touchdowns...it was his NFL-record 100th game with at least 300 yards passing. New Orleans also scores in their 14th-consecutive quarter, setting a new franchise record for scoring in consecutive quarters; **Dec. 18** - In a win at Arizona, **Brees** completes 37-of-48 passes for 389 yards, three touchdowns and a 127.9 passer rating, collecting his 100th regular season victory as Saints signal-caller; **Dec. 24** - Win against

SAINTS TIMELINE

Tampa Bay marked head coach **Sean Payton's** 94th-career regular season victory, breaking a tie with Jim Mora for most regular season wins in franchise history...It was also his 100th-career victory including both the regular season and the postseason.

2017 **Jan. 1** - In season finale at Atlanta, QB **Drew Brees** surpassed the 5,000 yards passing mark for the fifth time in his NFL career...he would finish the season with 5,208 passing yards, the second-highest total in his NFL career and the fourth-highest total in NFL record books...in the contest, rookie WR **Michael Thomas** would set several rookie franchise marks, finishing with 156 yards on 10 catches (15.6 avg.) and a 14-yard scoring grab. Thomas finished the season with 92 catches for 1,137 yards with nine touchdowns, setting club single-season rookie records in all three receiving categories; **Jan. 23** - **Brees** was named to his franchise-record ninth Pro Bowl as a Saint, tenth overall; **Mar. 10** - Saints agree to terms with WR **Ted Ginn Jr.** and LB **A.J. Klein** on three-year contracts and with G **Larry Warford** on a four-year deal; **April 28** - With the 11th overall pick in the NFL Draft, the Saints selected Ohio State CB **Marshon Lattimore** and with the 32nd pick, they chose Wisconsin T **Ryan Ramsey**...Lattimore, the highest cornerback ever taken by Orleans lived up to his billing as he became the first Saint to capture *Associated Press* Defensive Rookie of the Year honors, while Ramsey played in every offensive snap. **April 29** - In a trade for a third round draft pick with San Francisco, with the 67th overall pick in the NFL Draft, New Orleans selected Tennessee RB **Alvin Kamara**...Kamara would go on to be selected as *Associated Press* Offensive Rookie of the Year as he had a club best 1,554 total yards from scrimmage and 14 touchdowns, a club rookie record. **Oct. 1** - New Orleans records the 14th shutout in team history, the first since 2012 and the first on the road since the 1995 season finale with a 20-0 dismantling of Miami at London's Wembley Stadium. **Oct. 29** - New Orleans wins their fifth consecutive contest, as they finish the month of October undefeated (4-0) with a 20-12 win over Chicago at the Mercedes-Benz Superdome...the New Orleans defense does not surrender a touchdown until the fourth quarter and Lattimore records a pick with 1:11 left in the contest to clinch the victory. **Nov. 5** - Head Coach **Sean Payton** got his 100th career regular season win in New Orleans' 30-10 win over Tampa Bay at the Mercedes-Benz Superdome. **Nov. 26** - Carrying over from the prior week, QB **Drew Brees** completes 19 consecutive passes to tie the team record that he holds at the Los Angeles Rams at the Los Angeles Memorial Coliseum...with two sacks in the contest, DE **Cameron Jordan** reaches double-digit takedowns for the third time in his career. **Dec. 3** - On the way to a 31-21 victory over Carolina at the Mercedes-Benz Superdome that would give the 9-3 Saints sole possession of first place in the NFC South, **Kamara** became the fourth Saint to score at least one touchdown in six consecutive contests and the club's first rookie in a two-rushing score effort and **Brees** surpassed Peyton Manning and moved into second place all-time in NFL record books in completions. **Dec. 24** - With a 23-13 win over Atlanta on Christmas Eve, New Orleans clinches their first playoff berth since 2013 in a contest where **Brees** became only the third quarterback in NFL history with 70,000 career passing yards. **Dec. 31** - Despite a 31-24 loss to Tampa Bay at Raymond James Stadium, New Orleans clinches their first NFC South division title since 2011...New Orleans and the rival Carolina Panthers finished the regular season with identical 11-5 records, but the Saints claim the NFL South by virtue of a regular season sweep of the Panthers...the division title is the sixth in Saints history...with six receptions in the contest, WR **Michael Thomas** would finish the season with 104 catches, as the first Saint to reach the century mark and **Kamara**, who had a 106-yard kickoff return for a touchdown, the longest play in franchise history, would set the club rookie record for touchdowns (14)...**Brees** would finish the season having set the NFL single-season record for completion percentage (72.0)...the Saints would finish the season as the only club in the NFL ranked in the top five in run offense and pass offense.

2018 **Jan. 7** - New Orleans would defeat the Panthers 31-26 in the NFC Wild Card Playoff as they would have three wins against an opponent in the same season for the first time in franchise history. **Jan. 28** - The Saints coaching staff, led by **Sean Payton** and seven Saints players, tied for the most in club history, represent the club for the NFC squad in the Pro Bowl played in Orlando, Fla...New Orleans was represented by QB **Drew Brees**, RB **Mark Ingram II**, DE **Cameron Jordan**, RB **Alvin Kamara**, CB **Marshon Lattimore**, WR **Michael Thomas** and G **Larry Warford**. **Feb. 3** - At the annual NFL Honors ceremony in Minneapolis, **Kamara** and **Lattimore** were selected as the NFL Offensive and Defensive rookies of the year, the first time teammates have swept the awards since Lions RB Mel Farr and CB Lem Barney did so in 1967...Kamara led the team in touchdowns with a franchise rookie record 14 and totaled a club-best 1,554 total yards from scrimmage as he joined Pro Football Hall of Famer Gale Sayers as the second rookie in league history to score five rushing touchdowns, five receiving touchdowns and a special teams touchdown...Lattimore led the team and NFL rookies with five interceptions, including one returned for a touchdown. **Mar. 12** - One of the most popular players in team history, T **Zach Strief** retires after a 12-year career...a seventh-round selection (210th overall) in the 2006 draft, Strief ends his career having played in 158 career regular season games and

SAINTS TIMELINE

10 playoff games, 11th-most in club history and 10 playoff games (tied for second in team history). **Mar. 14** - The Saints agreed to terms on a three-year contract with unrestricted free agent LB **Demario Davis**...Davis emerged as a leader on the defense, selected a team captain and led the club with 110 tackles and added five sacks. **Mar. 15** - Owner **Tom Benson** passes away at age 90...a dynamic business leader and entrepreneur, the New Orleans native helped mold the Saints into a model franchise and one respected league-wide...since being purchased by Benson in 1985, the Saints franchise has earned 11 playoff berths, eight playoff wins, and captured its first Super Bowl championship; **April 26** - With the 14th overall pick in the 2018 NFL Draft, the saints select Texas-San Antonio DE **Marcus Davenport**; **Sept. 16** - Saints win 350th regular season game in franchise history with a 21-18 victory over Cleveland at the Mercedes-Benz Superdome; **Sept. 30** - **Kamara** carried the ball 19 times for a career-high 134 yards with a career-high three touchdowns to lead New Orleans to a 33-18 win at the New York Giants at MetLife Stadium in East Rutherford, N.J....**Davis** is named NFC Defensive Player of the Week for an effort where he had 11 tackles and two sacks; **Oct. 8** - With a 62-yard touchdown pass to rookie WR **Tre'Quan Smith**, **Brees** became the NFL's all-time passing yardage leader in a 43-19 Monday Night Football win over Washington; **Oct. 21** - New Orleans rebounded from a 17-7 fourth quarter deficit to defeat the Baltimore Ravens 24-23 at M&T Stadium in Baltimore...**Brees** connected with TE **Benjamin Watson** in the second quarter on a one-yard touchdown, the signal-caller's 500th career scoring pass; **Nov. 4** - **Brees** tossed for 346 yards and four touchdowns, including a connection with **Thomas** on a fourth quarter 72-yard TD to lead the Saints to a 45-35 win over the previously undefeated Los Angeles Rams at the Mercedes-Benz Superdome...**Thomas** had 12 receptions for a club postseason record 211 yards; **Dec. 18** - Five Saints, **T Terron Armstead**, **Brees**, **Jordan**, **Thomas** and **C Max Unger** were selected to the Pro Bowl...**Kamara**, **G Andrus Peat** and **Warford** were later named, giving New Orleans a franchise-record eight selections; **Dec. 23** - New Orleans ties franchise regular season record with 13 wins when they defeat Pittsburgh 31-28 in the Mercedes-Benz Superdome when **Davis** recovers a fumble at the New Orleans 42-yard line with 32 seconds remaining. New Orleans would win back-to-back division titles for the first time in franchise history...Sitting out the regular season finale, **Brees** would finish the season surpassing his prior NFL record for completion percentage (74.4%);

2019 **Jan 4** - A club-record five Saints, **T Terron Armstead**, QB **Drew Brees**, DE **Cameron Jordan**, T **Ryan Ramczyk** and WR **Michael Thomas** were selected as *Associated Press* All-Pros; **Jan. 13** - The Saints defeated Philadelphia 20-14, in the NFC Divisional Playoffs at the Mercedes-Benz Superdome...WR **Michael Thomas** had 12 receptions for a postseason club record 171 yards and a TD, as CB **Marshon Lattimore** had two interceptions for an effort where the Saints shutout the Eagles for the final three quarters.



SEASON RESULTS (1967-69)

HOME GAMES IN BOLD CAPS - All attendance figures from 1990 - present are based on tickets distributed
MN - Monday Night; **SN** - Sunday Night; **TN** - Thursday Night; **FR** - Friday; **SAT** - Saturday; **THUR** - Thursday

1967: 3-11 (4th-Capitol)

Head Coach: Tom Fears					
9/17	LOS ANGELES RAMS	TULANE STADIUM	L	13-27	80,879
9/24	WASHINGTON REDSKINS	TULANE STADIUM	L	10-30	74,937
10/1	CLEVELAND BROWNS	TULANE STADIUM	L	7-42	77,045
10/8	at New York Giants	Yankee Stadium	L	21-27	62,670
10/15	at Dallas Cowboys	Cotton Bowl	L	10-14	64,128
10/22	at San Francisco 49ers	Kezar Stadium	L	13-27	34,285
10/29	PITTSBURGH STEELERS	TULANE STADIUM	L	10-14	68,911
11/5	PHILADELPHIA EAGLES	TULANE STADIUM	W	31-24	59,596
11/12	DALLAS COWBOYS	TULANE STADIUM	L	10-27	83,437
11/19	at Philadelphia Eagles	Franklin Field	L	21-48	60,751
11/26	ATLANTA FALCONS	TULANE STADIUM	W	27-24	83,437
12/3	at St. Louis Cardinals	Busch Stadium	L	20-31	41,171
12/10	at Baltimore Colts	Memorial Stadium	L	10-30	60,238
12/17	at Washington Redskins	D.C. Stadium	W	30-14	50,486
				233-379	901,971

1968: 4-9-1 (3rd-Century)

Head Coach: Tom Fears					
9/15	CLEVELAND BROWNS	TULANE STADIUM	L	10-24	74,215
9/22	WASHINGTON REDSKINS	TULANE STADIUM	W	31-17	65,941
9/29	ST. LOUIS CARDINALS	TULANE STADIUM	L	20-21	79,021
10/6	at New York Giants	Yankee Stadium	L	21-38	60,967
10/13	MINNESOTA VIKINGS	TULANE STADIUM	W	20-17	71,105
10/20	at Pittsburgh Steelers	Pitt Stadium	W	16-12	32,303
10/27	at St. Louis Cardinals	Busch Stadium	L	17-31	45,476
11/3	DALLAS COWBOYS	TULANE STADIUM	L	3-17	84,728
11/10	at Cleveland Browns	Municipal Stadium	L	17-35	71,025
11/17	at Green Bay Packers (Milw.)	Milwaukee County Stadium	L	7-29	49,644
11/24	at Detroit Lions	Tiger Stadium	T	20-20	46,152
12/1	CHICAGO BEARS	TULANE STADIUM	L	17-23	78,285
12/8	at Philadelphia Eagles	Franklin Field	L	17-29	57,128
12/15	PITTSBURGH STEELERS	TULANE STADIUM	W	24-14	66,131
				246-327	882,121

1969: 5-9 (3rd-Capitol)

Head Coach: Tom Fears					
9/21	WASHINGTON REDSKINS	TULANE STADIUM	L	20-26	73,147
9/28	DALLAS COWBOYS	TULANE STADIUM	L	17-21	79,567
10/5	at Los Angeles Rams	L.A. Memorial Coliseum	L	17-36	54,879
10/12	CLEVELAND BROWNS	TULANE STADIUM	L	17-27	71,274
10/19	BALTIMORE COLTS	TULANE STADIUM	L	10-30	80,636
10/26	at Philadelphia Eagles	Franklin Field	L	10-13	60,658
11/2	at St. Louis Cardinals	Busch Stadium	W	51-42	46,718
11/9	at Dallas Cowboys	Cotton Bowl	L	17-33	62,282
11/16	at New York Giants	Yankee Stadium	W	25-24	68,927
11/23	SAN FRANCISCO 49ERS	TULANE STADIUM	W	43-38	71,448
11/30	PHILADELPHIA EAGLES	TULANE STADIUM	W	26-17	72,805
12/7	at Atlanta Falcons	Atlanta Stadium	L	17-45	57,021
12/14	at Washington Redskins	R.F.K. Stadium	L	14-17	50,354
12/21	PITTSBURGH STEELERS	TULANE STADIUM	W	27-24	72,256
				311-393	921,972

SEASON RESULTS (1970-73)

1970: 2-11-1 (4th-NFC West)

Head Coaches: Tom Fears (7 games, 1-5-1) & J.D. Roberts (7 games, 1-6)

9/20	ATLANTA FALCONS	TULANE STADIUM	L	3-14	77,042
9/27	at Minnesota Vikings	Metropolitan Stadium	L	0-26	47,900
10/4	NEW YORK GIANTS	TULANE STADIUM	W	14-10	69,126
10/11	at St. Louis Cardinals	Busch Stadium	L	17-24	45,294
10/18	at San Francisco 49ers	Kezar Stadium	T	20-20	39,446
10/25	at Atlanta Falcons	Atlanta Stadium	L	14-32	58,850
11/1	LOS ANGELES RAMS	TULANE STADIUM	L	17-30	77,861
11/8	DETROIT LIONS	TULANE STADIUM	W	19-17	66,910
11/15	at Miami Dolphins	Orange Bowl	L	10-21	42,866
11/22	DENVER BRONCOS	TULANE STADIUM	L	6-31	66,837
11/29	at Cincinnati Bengals	Riverfront Stadium	L	6-26	59,342
12/6	at Los Angeles Rams	L.A. Memorial Coliseum	L	16-34	66,410
12/13	SAN FRANCISCO 49ERS	TULANE STADIUM	L	27-38	61,940
12/20	CHICAGO BEARS	TULANE STADIUM	L	3-24	63,518
				172-347	843,342

1971: 4-8-2 (4th-NFC West)

Head Coach: J.D. Roberts

9/19	LOS ANGELES RAMS	TULANE STADIUM	W	24-20	70,915
9/26	SAN FRANCISCO 49ERS	TULANE STADIUM	L	20-38	81,595
10/3	at Houston Oilers	Astrodome	T	13-13	47,966
10/10	at Chicago Bears	Soldier Field	L	14-35	55,049
10/17	DALLAS COWBOYS	TULANE STADIUM	W	24-14	83,088
10/24	at Atlanta Falcons	Atlanta Stadium	L	6-28	58,850
10/31	at Washington Redskins	R.F.K. Stadium	L	14-24	53,041
11/7	OAKLAND RAIDERS	TULANE STADIUM	T	21-21	83,102
11/14	at San Francisco 49ers	Candlestick Park	W	26-20	45,138
11/21	MINNESOTA VIKINGS	TULANE STADIUM	L	10-23	83,130
11/28	at Green Bay Packers (Milw.)	Milwaukee County Stadium	W	29-21	48,035
12/5	at Los Angeles Rams	L.A. Memorial Coliseum	L	28-45	73,610
12/12	CLEVELAND BROWNS	TULANE STADIUM	L	17-21	72,794
12/19	ATLANTA FALCONS	TULANE STADIUM	L	20-24	75,954
				266-347	932,267

1972: 2-11-1 (4th-NFC West)

Head Coach: J.D. Roberts

9/17	at Los Angeles Rams	L.A. Memorial Coliseum	L	14-34	66,303
9/25	KANSAS CITY CHIEFS - MN	TULANE STADIUM	L	17-20	70,793
10/1	SAN FRANCISCO 49ERS	TULANE STADIUM	L	2-37	69,840
10/8	at New York Giants	Yankee Stadium	L	21-45	62,507
10/15	ATLANTA FALCONS	TULANE STADIUM	L	14-21	66,294
10/22	at San Francisco 49ers	Candlestick Park	T	20-20	59,167
10/29	PHILADELPHIA EAGLES	TULANE STADIUM	W	21-3	65,664
11/5	at Minnesota Vikings	Metropolitan Stadium	L	6-37	49,784
11/12	at Atlanta Falcons	Atlanta Stadium	L	20-36	58,850
11/19	at Detroit Lions	Tiger Stadium	L	14-27	53,752
11/26	LOS ANGELES RAMS	TULANE STADIUM	W	19-16	64,325
12/3	at New York Jets	Shea Stadium	L	17-18	62,496
12/10	NEW ENGLAND PATRIOTS	TULANE STADIUM	L	10-17	64,889
12/17	GREEN BAY PACKERS	TULANE STADIUM	L	20-30	65,881
				215-361	880,545

1973: 5-9 (3rd-NFC West)

Head Coach: John North

9/16	ATLANTA FALCONS	TULANE STADIUM	L	7-62	66,428
9/24	at Dallas Cowboys - MN	Texas Stadium	L	3-40	52,715

SEASON RESULTS (1973-76)

9/30	at Baltimore Colts	Memorial Stadium	L	10-14	52,293
10/7	CHICAGO BEARS	TULANE STADIUM	W	21-16	56,561
10/14	DETROIT LIONS	TULANE STADIUM	W	20-13	57,810
10/21	at San Francisco 49ers	Candlestick Park	L	0-40	52,881
10/28	WASHINGTON REDSKINS	TULANE STADIUM	W	19-3	66,315
11/4	BUFFALO BILLS	TULANE STADIUM	W	13-0	74,770
11/11	at Los Angeles Rams	L.A. Memorial Coliseum	L	7-29	70,358
11/18	at San Diego Chargers	San Diego Stadium	L	14-17	38,848
11/25	LOS ANGELES RAMS	TULANE STADIUM	L	13-24	67,192
12/2	at Green Bay Packers (Milw.)	Milwaukee County Stadium	L	10-30	46,092
12/9	SAN FRANCISCO 49ERS	TULANE STADIUM	W	16-10	62,490
12/16	at Atlanta Falcons	Atlanta-Fulton County Stadium	L	10-14	34,147
				163-312	794,900

1974: 5-9 (3rd-NFC West)

Head Coach: John North					
9/15	SAN FRANCISCO 49ERS	TULANE STADIUM	L	13-17	65,071
9/22	at Los Angeles Rams	L.A. Memorial Coliseum	L	0-24	64,178
9/29	ATLANTA FALCONS	TULANE STADIUM	W	14-13	62,273
10/6	at Chicago Bears	Soldier Field	L	10-24	45,818
10/13	at Denver Broncos	Mile High Stadium	L	17-33	51,881
10/20	at Atlanta Falcons	Atlanta Stadium	W	13-3	47,217
10/27	PHILADELPHIA EAGLES	TULANE STADIUM	W	14-10	64,257
11/3	at Detroit Lions	Tiger Stadium	L	14-19	43,256
11/10	MIAMI DOLPHINS	TULANE STADIUM	L	0-21	74,289
11/17	LOS ANGELES RAMS	TULANE STADIUM	W	20-7	57,287
11/25	PITTSBURGH STEELERS - MN	TULANE STADIUM	L	7-28	71,907
12/1	at Minnesota Vikings	Metropolitan Stadium	L	9-29	44,202
12/8	ST. LOUIS CARDINALS	TULANE STADIUM	W	14-0	57,152
12/15	at San Francisco 49ers	Candlestick Park	L	21-35	40,418
				166-263	789,156

1975: 2-12 (4th-NFC West)

Head Coaches: John North (6 games, 1-5) & Ernie Hefferle (8 games, 1-7)					
9/21	at Washington Redskins	R.F.K. Stadium	L	3-41	54,414
9/28	CINCINNATI BENGALS	LOUISIANA SUPERDOME	L	0-21	52,531
10/5	at Atlanta Falcons	Atlanta Stadium	L	7-14	29,444
10/12	GREEN BAY PACKERS	LOUISIANA SUPERDOME	W	20-19	51,371
10/19	at San Francisco 49ers	Candlestick Park	L	21-35	39,990
10/26	at Los Angeles Rams	L.A. Memorial Coliseum	L	14-38	54,723
11/2	ATLANTA FALCONS	LOUISIANA SUPERDOME	W	23-7	49,342
11/9	at Oakland Raiders	Oakland Coliseum	L	10-48	51,267
11/16	MINNESOTA VIKINGS	LOUISIANA SUPERDOME	L	7-20	52,765
11/23	SAN FRANCISCO 49ERS	LOUISIANA SUPERDOME	L	6-16	40,328
11/30	at Cleveland Browns	Municipal Stadium	L	16-17	44,753
12/7	LOS ANGELES RAMS	LOUISIANA SUPERDOME	L	7-14	39,358
12/14	at New York Giants	Shea Stadium	L	14-28	40,150
12/21	CHICAGO BEARS	LOUISIANA SUPERDOME	L	17-42	33,371
				165-360	633,807

1976: 4-10 (3rd-NFC West)

HEAD COACH: Hank Stram					
9/12	MINNESOTA VIKINGS	LOUISIANA SUPERDOME	L	9-40	58,156
9/19	DALLAS COWBOYS	LOUISIANA SUPERDOME	L	6-24	61,413
9/26	at Kansas City Chiefs	Arrowhead Stadium	W	27-17	53,918
10/3	HOUSTON OILERS	LOUISIANA SUPERDOME	L	26-31	51,973
10/10	ATLANTA FALCONS	LOUISIANA SUPERDOME	W	30-0	51,521
10/17	at San Francisco 49ers	Candlestick Park	L	3-33	43,160
10/24	LOS ANGELES RAMS	LOUISIANA SUPERDOME	L	10-16	51,984

SEASON RESULTS (1976-79)

10/31	at Atlanta Falcons	Atlanta-Fulton County Stadium	L	20-23	34,127
11/7	at Green Bay Packers (Milw.)	Milwaukee County Stadium	L	27-32	52,936
11/14	DETROIT LIONS	LOUISIANA SUPERDOME	W	17-16	42,048
11/21	at Seattle Seahawks	Kingdome	W	51-27	61,865
11/28	at Los Angeles Rams	L.A. Memorial Coliseum	L	14-33	54,906
12/5	at New England Patriots	Schaefer Stadium	L	6-27	53,592
12/12	SAN FRANCISCO 49ERS	LOUISIANA SUPERDOME	L	7-27	42,536
				253-346	714,135

1977: 3-11 (4th-NFC West)

9/18	GREEN BAY PACKERS	LOUISIANA SUPERDOME	L	20-24	56,250
9/25	at Detroit Lions	Silverdome	L	19-23	51,548
10/2	at Chicago Bears	Soldier Field	W	42-24	51,488
10/9	SAN DIEGO CHARGERS	LOUISIANA SUPERDOME	L	0-14	53,942
10/16	at Los Angeles Rams	L.A. Memorial Coliseum	L	7-14	46,045
10/23	at St. Louis Cardinals	Busch Stadium	L	31-49	48,417
10/30	LOS ANGELES RAMS	LOUISIANA SUPERDOME	W	27-26	59,023
11/6	at Philadelphia Eagles	Veterans Stadium	L	7-28	53,482
11/13	SAN FRANCISCO 49ERS	LOUISIANA SUPERDOME	L	7-10 OT	41,564
11/20	ATLANTA FALCONS	LOUISIANA SUPERDOME	W	21-20	43,135
11/27	at San Francisco 49ers	Candlestick Park	L	17-20	33,702
12/4	NEW YORK JETS	LOUISIANA SUPERDOME	L	13-16	40,464
12/11	TAMPA BAY BUCCANEERS	LOUISIANA SUPERDOME	L	14-33	40,124
12/18	at Atlanta Falcons	Atlanta-Fulton County Stadium	L	7-35	36,895
				232-336	656,079

1978: 7-9 (3rd-NFC West)

9/3	MINNESOTA VIKINGS	LOUISIANA SUPERDOME	W	31-24	54,187
9/10	at Green Bay Packers (Milw.)	Milwaukee County Stadium	L	17-28	54,336
9/17	PHILADELPHIA EAGLES	LOUISIANA SUPERDOME	L	17-24	49,242
9/24	at Cincinnati Bengals	Riverfront Stadium	W	20-18	40,455
10/1	LOS ANGELES RAMS	LOUISIANA SUPERDOME	L	20-26	61,659
10/8	CLEVELAND BROWNS	LOUISIANA SUPERDOME	L	16-24	50,158
10/15	at San Francisco 49ers	Candlestick Park	W	14-7	37,671
10/22	at Los Angeles Rams	L.A. Memorial Coliseum	W	10-3	47,574
10/29	NEW YORK GIANTS	LOUISIANA SUPERDOME	W	28-17	58,807
11/5	at Pittsburgh Steelers	Three Rivers Stadium	L	14-20	48,526
11/12	ATLANTA FALCONS	LOUISIANA SUPERDOME	L	17-20	70,323
11/19	at Dallas Cowboys	Texas Stadium	L	7-27	57,920
11/26	at Atlanta Falcons	Atlanta-Fulton County Stadium	L	17-20	55,521
12/3	SAN FRANCISCO 49ERS	LOUISIANA SUPERDOME	W	24-13	50,068
12/10	HOUSTON OILERS	LOUISIANA SUPERDOME	L	12-17	63,169
12/17	at Tampa Bay Buccaneers	Tampa Stadium	W	17-10	51,207
				281-298	850,823

1979: 8-8 (2nd-NFC West)

9/2	ATLANTA FALCONS	LOUISIANA SUPERDOME	L	34-40 OT	70,940
9/9	at Green Bay Packers (Milw.)	Milwaukee County Stadium	L	19-28	53,184
9/16	PHILADELPHIA EAGLES	LOUISIANA SUPERDOME	L	14-26	54,212
9/23	at San Francisco 49ers	Candlestick Park	W	30-21	39,727
9/30	NEW YORK GIANTS	LOUISIANA SUPERDOME	W	24-14	51,543
10/7	LOS ANGELES RAMS	LOUISIANA SUPERDOME	L	17-35	68,986
10/14	at Tampa Bay Buccaneers	Tampa Stadium	W	42-14	67,640
10/21	DETROIT LIONS	LOUISIANA SUPERDOME	W	17-7	57,428
10/28	at Washington Redskins	R.F.K. Stadium	W	14-10	52,133
11/4	at Denver Broncos	Mile High Stadium	L	3-10	74,482

SEASON RESULTS (1979-82)

11/11	SAN FRANCISCO 49ERS	LOUISIANA SUPERDOME	W	31-20	65,551
11/18	at Seattle Seahawks	Kingdome	L	24-38	60,055
11/25	at Atlanta Falcons	Atlanta-Fulton County Stadium	W	37-6	42,815
12/3	OAKLAND RAIDERS - MN	LOUISIANA SUPERDOME	L	35-42	65,541
12/9	SAN DIEGO CHARGERS	LOUISIANA SUPERDOME	L	0-35	61,059
12/16	at Los Angeles Rams	L.A. Memorial Coliseum	W	29-14	53,879
				370-360	939,175

1980: 1-15 (4th-NFC West)

Head Coaches: Dick Nolan (12 games, 0-12) & Dick Stanfel (4 games, 1-3)

9/7	SAN FRANCISCO 49ERS	LOUISIANA SUPERDOME	L	23-26	58,621
9/14	at Chicago Bears	Soldier Field	L	3-22	62,523
9/21	BUFFALO BILLS	LOUISIANA SUPERDOME	L	26-35	51,154
9/28	at Miami Dolphins	Orange Bowl	L	16-21	40,946
10/5	ST. LOUIS CARDINALS	LOUISIANA SUPERDOME	L	7-40	45,388
10/12	at Detroit Lions	Silverdome	L	13-24	78,147
10/19	ATLANTA FALCONS	LOUISIANA SUPERDOME	L	14-41	62,651
10/26	at Washington Redskins	R.F.K. Stadium	L	14-22	51,375
11/2	at Los Angeles Rams	Anaheim Stadium	L	31-45	59,909
11/9	PHILADELPHIA EAGLES	LOUISIANA SUPERDOME	L	21-34	44,340
11/16	at Atlanta Falcons	Atlanta-Fulton County Stadium	L	13-31	53,871
11/24	LOS ANGELES RAMS - MN	LOUISIANA SUPERDOME	L	7-27	53,488
11/30	MINNESOTA VIKINGS	LOUISIANA SUPERDOME	L	20-23	30,936
12/7	at San Francisco 49ers	Candlestick Park	L	35-38 OT	37,949
12/14	at New York Jets	Shea Stadium	W	21-20	38,077
12/21	NEW ENGLAND PATRIOTS	LOUISIANA SUPERDOME	L	27-38	38,277
				291-487	807,652

1981: 4-12 (4th-NFC West)

Head Coach: Bum Phillips

9/6	at Atlanta Falcons	Atlanta-Fulton County Stadium	L	0-27	57,406
9/13	LOS ANGELES RAMS	LOUISIANA SUPERDOME	W	23-17	62,063
9/20	at New York Giants	Giants Stadium	L	7-20	69,814
9/27	at San Francisco 49ers	Candlestick Park	L	14-21	44,433
10/4	PITTSBURGH STEELERS	LOUISIANA SUPERDOME	L	6-20	64,578
10/11	PHILADELPHIA EAGLES	LOUISIANA SUPERDOME	L	14-31	52,728
10/18	at Cleveland Browns	Municipal Stadium	L	17-20	76,059
10/25	CINCINNATI BENGALS	LOUISIANA SUPERDOME	W	17-7	46,336
11/1	ATLANTA FALCONS	LOUISIANA SUPERDOME	L	10-41	63,637
11/8	at Los Angeles Rams	Anaheim Stadium	W	21-13	61,068
11/15	at Minnesota Vikings	Metropolitan Stadium	L	10-20	45,215
11/22	at Houston Oilers	Astrodome	W	27-24	49,581
11/29	TAMPA BAY BUCCANEERS	LOUISIANA SUPERDOME	L	14-31	62,209
12/6	at St. Louis Cardinals	Busch Stadium	L	3-30	46,923
12/13	GREEN BAY PACKERS	LOUISIANA SUPERDOME	L	7-35	45,518
12/20	SAN FRANCISCO 49ERS	LOUISIANA SUPERDOME	L	17-21	43,639
				207-378	891,207

1982: 4-5 (9th-NFC)

Head Coach: Bum Phillips

9/12	ST. LOUIS CARDINALS	LOUISIANA SUPERDOME	L	7-21	58,673
9/19	at Chicago Bears	Soldier Field	W	10-0	56,600
11/21	KANSAS CITY CHIEFS	LOUISIANA SUPERDOME	W	27-17	39,341
11/28	at San Francisco 49ers	Candlestick Park	W	23-20	51,611
12/5	TAMPA BAY BUCCANEERS	LOUISIANA SUPERDOME	L	10-13	61,709
12/12	at Atlanta Falcons	Atlanta-Fulton County Stadium	L	0-35	39,535
12/19	at Dallas Cowboys	Texas Stadium	L	7-21	64,506
12/26	WASHINGTON REDSKINS	LOUISIANA SUPERDOME	L	10-27	48,667
1/2	ATLANTA FALCONS	LOUISIANA SUPERDOME	W	35-6	47,336
				129-160	467,978

SEASON RESULTS (1983-85)

1983: 8-8 (3rd-NFC West)

		Head Coach: Bum Phillips			
9/4	ST. LOUIS CARDINALS	LOUISIANA SUPERDOME	W	28-17	60,430
9/11	at Los Angeles Rams	Anaheim Stadium	L	27-30	45,572
9/18	CHICAGO BEARS	LOUISIANA SUPERDOME	W	34-31 OT	64,692
9/25	at Dallas Cowboys	Texas Stadium	L	20-21	62,136
10/2	MIAMI DOLPHINS	LOUISIANA SUPERDOME	W	17-7	66,489
10/9	at Atlanta Falcons	Atlanta-Fulton County Stadium	W	19-17	51,654
10/16	SAN FRANCISCO 49ERS	LOUISIANA SUPERDOME	L	13-32	68,154
10/23	at Tampa Bay Buccaneers	Tampa Stadium	W	24-21	48,242
10/30	at Buffalo Bills	Rich Stadium	L	21-27	49,413
11/6	ATLANTA FALCONS	LOUISIANA SUPERDOME	W	27-10	67,062
11/13	at San Francisco 49ers	Candlestick Park	L	0-27	40,022
11/21	NEW YORK JETS - MN	LOUISIANA SUPERDOME	L	28-31	68,606
11/27	MINNESOTA VIKINGS	LOUISIANA SUPERDOME	W	17-16	59,502
12/4	at New England Patriots	Sullivan Stadium	L	0-7	24,579
12/11	at Philadelphia Eagles	Veterans Stadium	W	20-17 OT	45,182
12/18	LOS ANGELES RAMS	LOUISIANA SUPERDOME	L	24-26	70,148
				319-337	891,883

1984: 7-9 (3rd-NFC West)

		Head Coach: Bum Phillips			
9/2	ATLANTA FALCONS	LOUISIANA SUPERDOME	L	28-36	66,652
9/9	TAMPA BAY BUCCANEERS	LOUISIANA SUPERDOME	W	17-13	54,686
9/16	at San Francisco 49ers	Candlestick Park	L	20-30	57,611
9/23	ST. LOUIS CARDINALS	LOUISIANA SUPERDOME	W	34-24	58,723
9/30	at Houston Oilers	Astrodome	W	27-10	43,108
10/7	at Chicago Bears	Soldier Field	L	7-20	53,752
10/14	LOS ANGELES RAMS	LOUISIANA SUPERDOME	L	10-28	63,161
10/21	at Dallas Cowboys - SN	Texas Stadium	L	27-30 OT	50,966
10/28	at Cleveland Browns	Municipal Stadium	W	16-14	52,849
11/4	GREEN BAY PACKERS	LOUISIANA SUPERDOME	L	13-23	57,426
11/11	at Atlanta Falcons	Atlanta-Fulton County Stadium	W	17-13	40,590
11/19	PITTSBURGH STEELERS - MN	LOUISIANA SUPERDOME	W	27-24	66,005
11/25	SAN FRANCISCO 49ERS	LOUISIANA SUPERDOME	L	3-35	65,117
12/2	at Los Angeles Rams	Anaheim Stadium	L	21-34	49,348
12/9	CINCINNATI BENGALS	LOUISIANA SUPERDOME	L	21-24	40,855
12/15	at New York Giants	Giants Stadium	W	10-3	63,739
				298-361	884,588

1985: 5-11 (3rd-NFC West)

Head Coaches: Bum Phillips (12 games, 4-8) & Wade Phillips (4 games, 1-3)

9/8	KANSAS CITY CHIEFS	LOUISIANA SUPERDOME	L	27-47	57,760
9/15	at Denver Broncos	Mile High Stadium	L	23-34	74,488
9/22	TAMPA BAY BUCCANEERS	LOUISIANA SUPERDOME	W	20-13	45,320
9/29	at San Francisco 49ers	Candlestick Park	W	20-17	58,053
10/6	PHILADELPHIA EAGLES	LOUISIANA SUPERDOME	W	23-21	56,364
10/13	at Los Angeles Raiders	L.A. Memorial Coliseum	L	13-23	48,152
10/20	at Atlanta Falcons	Atlanta-Fulton County Stadium	L	24-31	44,784
10/27	NEW YORK GIANTS	LOUISIANA SUPERDOME	L	13-21	54,082
11/3	at Los Angeles Rams	Anaheim Stadium	L	10-28	49,030
11/10	SEATTLE SEAHAWKS	LOUISIANA SUPERDOME	L	3-27	47,365
11/17	at Green Bay Packers (Milw.)	Milwaukee County Stadium	L	14-38	52,104
11/24	at Minnesota Vikings	Metrodome	W	30-23	54,117
12/1	LOS ANGELES RAMS	LOUISIANA SUPERDOME	W	29-3	44,122
12/8	at St. Louis Cardinals	Busch Stadium	L	16-28	29,527
12/15	SAN FRANCISCO 49ERS	LOUISIANA SUPERDOME	L	19-31	46,065
12/22	ATLANTA FALCONS	LOUISIANA SUPERDOME	L	10-16	37,717
				294-401	799,410

SEASON RESULTS (1986-88)

1986: 7-9 (4th-NFC West)

		Head Coach: Jim Mora			
9/7	ATLANTA FALCONS	LOUISIANA SUPERDOME	L	10-31	67,950
9/14	GREEN BAY PACKERS	LOUISIANA SUPERDOME	W	24-10	46,383
9/21	at San Francisco 49ers	Candlestick Park	L	17-26	58,297
9/28	at New York Giants	Giants Stadium	L	17-20	72,769
10/5	WASHINGTON REDSKINS	LOUISIANA SUPERDOME	L	6-14	57,378
10/12	at Indianapolis Colts	Hoosier Dome	W	17-14	53,512
10/19	TAMPA BAY BUCCANEERS	LOUISIANA SUPERDOME	W	38-7	43,355
10/26	at New York Jets	Giants Stadium	L	23-28	44,246
11/2	SAN FRANCISCO 49ERS	LOUISIANA SUPERDOME	W	23-10	53,234
11/9	LOS ANGELES RAMS	LOUISIANA SUPERDOME	W	6-0	62,352
11/16	at St. Louis Cardinals	Busch Stadium	W	16-7	32,069
11/23	at Los Angeles Rams	Anaheim Stadium	L	13-26	58,600
11/30	NEW ENGLAND PATRIOTS	LOUISIANA SUPERDOME	L	20-21	58,259
12/7	MIAMI DOLPHINS	LOUISIANA SUPERDOME	L	27-31	64,761
12/14	at Atlanta Falcons	Atlanta-Fulton County Stadium	W	14-9	39,994
12/21	at Minnesota Vikings	Metrodome	L	17-33	51,209
				288-287	864,368

1987: 12-3 (2nd-NFC West)

		Head Coach: Jim Mora			
9/13	CLEVELAND BROWNS	LOUISIANA SUPERDOME	W	28-21	59,900
9/20	at Philadelphia Eagles	Veterans Stadium	L	17-27	57,485
10/4	LOS ANGELES RAMS	LOUISIANA SUPERDOME	W	37-10	29,745
10/11	at St. Louis Cardinals	Busch Stadium	L	19-24	11,795
10/18	at Chicago Bears	Soldier Field	W	19-17	46,813
10/25	SAN FRANCISCO 49ERS	LOUISIANA SUPERDOME	L	22-24	60,497
11/1	at Atlanta Falcons	Atlanta-Fulton County Stadium	W	38-0	42,196
11/8	at Los Angeles Rams	Anaheim Stadium	W	31-14	43,379
11/15	at San Francisco 49ers	Candlestick Park	W	26-24	60,436
11/22	NEW YORK GIANTS	LOUISIANA SUPERDOME	W	23-14	67,639
11/29	at Pittsburgh Steelers	Three Rivers Stadium	W	20-16	47,896
12/6	TAMPA BAY BUCCANEERS	LOUISIANA SUPERDOME	W	44-34	66,471
12/13	HOUSTON OILERS	LOUISIANA SUPERDOME	W	24-10	68,257
12/20	at Cincinnati Bengals	Riverfront Stadium	W	41-24	43,424
12/27	GREEN BAY PACKERS	LOUISIANA SUPERDOME	W	33-24	68,364
				422-283	774,297
		NFC Wild Card Playoff			
1/3	MINNESOTA VIKINGS	LOUISIANA SUPERDOME	L	10-44	68,127

1988: 10-6 (3rd-NFC West)

		Head Coach: Jim Mora			
9/4	SAN FRANCISCO 49ERS	LOUISIANA SUPERDOME	L	33-34	66,357
9/11	at Atlanta Falcons	Atlanta-Fulton County Stadium	W	29-21	48,901
9/18	at Detroit Lions	Silverdome	W	22-14	32,943
9/25	TAMPA BAY BUCCANEERS	LOUISIANA SUPERDOME	W	13-9	66,671
10/3	DALLAS COWBOYS - MN	LOUISIANA SUPERDOME	W	20-17	68,474
10/9	at San Diego Chargers	Jack Murphy Stadium	W	23-17	42,693
10/16	at Seattle Seahawks	Kingdome	W	20-19	63,569
10/23	LOS ANGELES RAIDERS	LOUISIANA SUPERDOME	W	20-6	66,249
10/30	LOS ANGELES RAMS	LOUISIANA SUPERDOME	L	10-12	68,238
11/6	at Washington Redskins	R.F.K. Stadium	L	24-27	54,183
11/13	at Los Angeles Rams	Anaheim Stadium	W	14-10	63,305
11/20	DENVER BRONCOS	LOUISIANA SUPERDOME	W	42-0	68,075
11/27	NEW YORK GIANTS - SN	LOUISIANA SUPERDOME	L	12-13	66,526
12/4	at Minnesota Vikings	Metrodome	L	3-45	61,215
12/11	at San Francisco 49ers	Candlestick Park	L	17-30	62,977
12/18	ATLANTA FALCONS	LOUISIANA SUPERDOME	W	10-9	60,566
				312-283	960,942

SEASON RESULTS (1989-91)

1989: 9-7 (3rd-NFC West)

		Head Coach: Jim Mora			
9/10	DALLAS COWBOYS	LOUISIANA SUPERDOME	W	28-0	66,977
9/17	at Green Bay Packers	Lambeau Field	L	34-35	55,809
9/24	at Tampa Bay Buccaneers	Tampa Stadium	L	10-20	44,053
10/1	WASHINGTON REDSKINS	LOUISIANA SUPERDOME	L	14-16	64,358
10/8	SAN FRANCISCO 49ERS	LOUISIANA SUPERDOME	L	20-24	60,488
10/15	NEW YORK JETS	LOUISIANA SUPERDOME	W	29-14	59,521
10/22	at Los Angeles Rams	Anaheim Stadium	W	40-21	57,567
10/29	ATLANTA FALCONS	LOUISIANA SUPERDOME	W	20-13	65,153
11/6	at San Francisco 49ers - MN	Candlestick Park	L	13-31	60,667
11/12	at New England Patriots	Sullivan Stadium	W	28-24	47,680
11/19	at Atlanta Falcons	Atlanta-Fulton County Stadium	W	26-17	53,173
11/26	LOS ANGELES RAMS - SN	LOUISIANA SUPERDOME	L	17-20	OT 64,274
12/3	at Detroit Lions	Silverdome	L	14-21	38,550
12/10	at Buffalo Bills	Rich Stadium	W	22-19	70,037
12/18	PHILADELPHIA EAGLES - MN	LOUISIANA SUPERDOME	W	30-20	59,218
12/24	INDIANAPOLIS COLTS	LOUISIANA SUPERDOME	W	41-6	49,009
				386-301	916,534

1990: 8-8 (2nd-NFC West)

		Head Coach: Jim Mora			
9/10	SAN FRANCISCO 49ERS - MN	LOUISIANA SUPERDOME	L	12-13	68,629
9/16	at Minnesota Vikings	Metrodome	L	3-32	56,272
9/23	PHOENIX CARDINALS	LOUISIANA SUPERDOME	W	28-7	61,110
10/7	at Atlanta Falcons	Atlanta-Fulton County Stadium	L	27-28	57,401
10/14	CLEVELAND BROWNS	LOUISIANA SUPERDOME	W	25-20	68,608
10/21	at Houston Oilers	Astrodome	L	10-23	57,908
10/28	DETROIT LIONS	LOUISIANA SUPERDOME	L	10-27	64,368
11/4	at Cincinnati Bengals	Riverfront Stadium	W	21-7	60,067
11/11	TAMPA BAY BUCCANEERS	LOUISIANA SUPERDOME	W	35-7	67,865
11/18	at Washington Redskins	R.F.K. Stadium	L	17-31	52,573
11/25	ATLANTA FALCONS	LOUISIANA SUPERDOME	W	10-7	68,629
12/2	at Dallas Cowboys	Texas Stadium	L	13-17	60,087
12/9	at Los Angeles Rams	Anaheim Stadium	W	24-20	56,864
12/16	PITTSBURGH STEELERS	LOUISIANA SUPERDOME	L	6-9	68,582
12/23	at San Francisco 49ers	Candlestick Park	W	13-10	60,112
12/31	LOS ANGELES RAMS - MN	LOUISIANA SUPERDOME	W	20-17	68,647
				274-275	997,722
		NFC Wild Card Playoff			
1/6	at Chicago Bears	Soldier Field	L	6-16	60,767

1991: 11-5 (1st-NFC West)

		Head Coach: Jim Mora			
9/1	SEATTLE SEAHAWKS	LOUISIANA SUPERDOME	W	27-24	68,492
9/8	at Kansas City Chiefs	Arrowhead Stadium	W	17-10	74,816
9/15	LOS ANGELES RAMS - SN	LOUISIANA SUPERDOME	W	24-7	68,583
9/22	MINNESOTA VIKINGS	LOUISIANA SUPERDOME	W	26-0	68,591
9/29	at Atlanta Falcons	Atlanta-Fulton County Stadium	W	27-6	56,556
10/13	at Philadelphia Eagles	Veterans Stadium	W	13-6	64,224
10/20	TAMPA BAY BUCCANEERS	LOUISIANA SUPERDOME	W	23-7	68,591
10/27	CHICAGO BEARS	LOUISIANA SUPERDOME	L	17-20	68,591
11/3	at Los Angeles Rams	Anaheim Stadium	W	24-17	58,713
11/10	SAN FRANCISCO 49ERS	LOUISIANA SUPERDOME	W	10-3	68,591
11/17	at San Diego Chargers	Jack Murphy Stadium	L	21-24	48,420
11/24	ATLANTA FALCONS - SN	LOUISIANA SUPERDOME	L	20-23	OT 68,591
12/1	at San Francisco 49ers	Candlestick Park	L	24-38	62,092
12/8	at Dallas Cowboys	Texas Stadium	L	14-23	64,530
12/16	LOS ANGELES RAIDERS - MN	LOUISIANA SUPERDOME	W	27-0	68,625

SEASON RESULTS (1991-94)

12/22	at Phoenix Cardinals	Sun Devil Stadium	W	27-3	30,928
				341-211	1,008,934
12/28	ATLANTA FALCONS - SAT	NFC Wild Card Playoff LOUISIANA SUPERDOME	L	20-27	68,794

1992: 12-4 (2nd-NFC West)

		Head Coach: Jim Mora			
9/6	at Philadelphia Eagles	Veterans Stadium	L	13-15	63,513
9/13	CHICAGO BEARS	LOUISIANA SUPERDOME	W	28-6	68,591
9/20	at Atlanta Falcons	Georgia Dome	W	10-7	67,328
9/27	SAN FRANCISCO 49ERS - SN	LOUISIANA SUPERDOME	L	10-16	68,591
10/4	at Detroit Lions	Silverdome	W	13-7	66,971
10/11	LOS ANGELES RAMS - SN	LOUISIANA SUPERDOME	W	13-10	68,591
10/18	at Phoenix Cardinals	Sun Devil Stadium	W	30-21	27,735
11/1	TAMPA BAY BUCCANEERS	LOUISIANA SUPERDOME	W	23-21	68,591
11/8	at New England Patriots	Foxboro Stadium	W	31-14	45,413
11/15	at San Francisco 49ers	Candlestick Park	L	20-21	64,895
11/23	WASHINGTON REDSKINS - MN	LOUISIANA SUPERDOME	W	20-3	68,591
11/29	MIAMI DOLPHINS	LOUISIANA SUPERDOME	W	24-13	68,591
12/3	ATLANTA FALCONS - TN	LOUISIANA SUPERDOME	W	22-14	68,591
12/13	at Los Angeles Rams	Anaheim Stadium	W	37-14	47,355
12/20	BUFFALO BILLS	LOUISIANA SUPERDOME	L	16-20	68,591
12/26	at New York Jets - SAT	Giants Stadium	W	20-0	45,614
				330-202	977,552
1/3	PHILADELPHIA EAGLES	NFC Wild Card Playoff LOUISIANA SUPERDOME	L	20-36	68,893

1993: 8-8 (2nd-NFC West)

		Head Coach: Jim Mora			
9/5	HOUSTON OILERS - SN	LOUISIANA SUPERDOME	W	33-21	69,029
9/12	at Atlanta Falcons	Georgia Dome	W	34-31	64,287
9/19	DETROIT LIONS	LOUISIANA SUPERDOME	W	14-3	69,039
9/26	SAN FRANCISCO 49ERS	LOUISIANA SUPERDOME	W	16-13	69,041
10/3	at Los Angeles Rams	Anaheim Stadium	W	37-6	50,709
10/17	at Pittsburgh Steelers	Three Rivers Stadium	L	14-37	56,056
10/24	ATLANTA FALCONS	LOUISIANA SUPERDOME	L	15-26	69,043
10/31	at Phoenix Cardinals	Sun Devil Stadium	W	20-17	36,778
11/14	GREEN BAY PACKERS	LOUISIANA SUPERDOME	L	17-19	69,043
11/22	at San Francisco 49ers - MN	Candlestick Park	L	7-42	66,500
11/28	at Minnesota Vikings	Metrodome	W	17-14	53,030
12/5	at Cleveland Browns	Municipal Stadium	L	13-17	60,388
12/12	LOS ANGELES RAMS	LOUISIANA SUPERDOME	L	20-23	69,033
12/20	NEW YORK GIANTS - MN	LOUISIANA SUPERDOME	L	14-24	69,036
12/26	at Philadelphia Eagles	Veterans Stadium	L	26-37	50,085
1/2	CINCINNATI BENGALS	LOUISIANA SUPERDOME	W	20-13	58,036
				317-343	979,133

1994: 7-9 (2nd-NFC West)

		Head Coach: Jim Mora			
9/4	KANSAS CITY CHIEFS	LOUISIANA SUPERDOME	L	17-30	69,362
9/11	WASHINGTON REDSKINS	LOUISIANA SUPERDOME	L	24-38	58,049
9/18	at Tampa Bay Buccaneers	Tampa Stadium	W	9-7	45,522
9/25	at San Francisco 49ers	Candlestick Park	L	13-24	63,971
10/2	NEW YORK GIANTS	LOUISIANA SUPERDOME	W	27-22	55,076
10/9	at Chicago Bears	Soldier Field	L	7-17	63,822
10/16	SAN DIEGO CHARGERS	LOUISIANA SUPERDOME	L	22-36	50,565
10/23	LOS ANGELES RAMS	LOUISIANA SUPERDOME	W	37-34	47,908
11/6	at Minnesota Vikings	Metrodome	L	20-21	57,564
11/13	ATLANTA FALCONS	LOUISIANA SUPERDOME	W	33-32	60,313

SEASON RESULTS (1994-97)

11/20	at Los Angeles Raiders	L.A. Memorial Coliseum	L	19-24	41,722
11/28	SAN FRANCISCO 49ERS - MN	LOUISIANA SUPERDOME	L	14-35	61,304
12/4	at Los Angeles Rams	Anaheim Stadium	W	31-15	34,960
12/11	at Atlanta Falcons - SN	Georgia Dome	W	29-20	61,307
12/19	DALLAS COWBOYS - MN	LOUISIANA SUPERDOME	L	16-24	67,323
12/24	at Denver Broncos - SAT	Mile High Stadium	W	30-28	64,445
				348-407	903,213

1995: 7-9 (5th-NFC West)

		Head Coach: Jim Mora			
9/3	SAN FRANCISCO 49ERS	LOUISIANA SUPERDOME	L	22-24	66,627
9/10	at St. Louis Rams	Busch Stadium	L	13-17	59,335
9/17	ATLANTA FALCONS	LOUISIANA SUPERDOME	L	24-27	OT 57,442
9/24	at New York Giants	Giants Stadium	L	29-45	72,619
10/1	PHILADELPHIA EAGLES	LOUISIANA SUPERDOME	L	10-15	43,938
10/15	MIAMI DOLPHINS	LOUISIANA SUPERDOME	W	33-30	55,628
10/22	at Carolina Panthers	Clemson Memorial Stadium	L	3-20	55,484
10/29	at San Francisco 49ers	3Com Park	W	11-7	65,272
11/5	ST. LOUIS RAMS	LOUISIANA SUPERDOME	W	19-10	43,120
11/12	INDIANAPOLIS COLTS	LOUISIANA SUPERDOME	W	17-14	44,122
11/19	at Minnesota Vikings	Metrodome	L	24-43	58,108
11/26	CAROLINA PANTHERS - SN	LOUISIANA SUPERDOME	W	34-26	39,580
12/3	at New England Patriots	Foxboro Stadium	W	31-17	59,876
12/10	at Atlanta Falcons	Georgia Dome	L	14-19	54,603
12/16	GREEN BAY PACKERS - SAT	LOUISIANA SUPERDOME	L	23-34	50,132
12/24	at New York Jets	Giants Stadium	W	12-0	28,885
				319-348	854,771

1996: 3-13 (5th-NFC West)

Head Coaches: Jim Mora (8 games, 2-6) & Rick Venturi (8 games, 1-7)

9/1	at San Francisco 49ers	3Com Park	L	11-27	63,970
9/8	CAROLINA PANTHERS	LOUISIANA SUPERDOME	L	20-22	43,288
9/15	at Cincinnati Bengals	Riverfront Stadium	L	15-30	45,412
9/22	ARIZONA CARDINALS	LOUISIANA SUPERDOME	L	14-28	34,316
9/29	at Baltimore Ravens	Memorial Stadium	L	10-17	61,063
10/6	JACKSONVILLE JAGUARS	LOUISIANA SUPERDOME	W	17-13	34,231
10/13	CHICAGO BEARS	LOUISIANA SUPERDOME	W	27-24	43,512
10/20	at Carolina Panthers	Ericsson Stadium	L	7-19	70,888
11/3	SAN FRANCISCO 49ERS - SN	LOUISIANA SUPERDOME	L	17-24	53,297
11/10	HOUSTON OILERS	LOUISIANA SUPERDOME	L	14-31	34,121
11/17	at Atlanta Falcons	Georgia Dome	L	15-17	43,119
11/24	at Tampa Bay Buccaneers	Houlihan's Stadium	L	7-13	40,203
12/1	ST. LOUIS RAMS	LOUISIANA SUPERDOME	L	10-26	26,310
12/8	ATLANTA FALCONS	LOUISIANA SUPERDOME	L	15-31	32,923
12/15	at New York Giants	Giants Stadium	W	17-3	52,530
12/21	at St. Louis Rams	Trans World Dome	L	13-14	57,681
				229-339	736,864

1997: 6-10 (4th-NFC West)

Head Coach: Mike Ditka

8/31	at St. Louis Rams	Trans World Dome	L	24-38	64,575
9/7	SAN DIEGO CHARGERS	LOUISIANA SUPERDOME	L	6-20	65,760
9/14	at San Francisco 49ers	3Com Park	L	7-33	61,838
9/21	DETROIT LIONS	LOUISIANA SUPERDOME	W	35-17	50,016
9/28	at New York Giants	Giants Stadium	L	9-14	68,891
10/5	at Chicago Bears - SN	Soldier Field	W	20-17	58,865
10/12	ATLANTA FALCONS	LOUISIANA SUPERDOME	L	17-23	65,619
10/19	CAROLINA PANTHERS	LOUISIANA SUPERDOME	L	0-13	50,963
10/26	SAN FRANCISCO 49ERS	LOUISIANA SUPERDOME	L	0-23	60,443

SEASON RESULTS (1997-2000)

11/9	at Oakland Raiders	Oakland Coliseum	W	13-10	40,091
11/16	SEATTLE SEAHAWKS	LOUISIANA SUPERDOME	W	20-17 OT	50,493
11/23	at Atlanta Falcons	Georgia Dome	L	3-20	48,620
11/30	at Carolina Panthers	Ericsson Stadium	W	16-13	57,957
12/7	ST. LOUIS RAMS	LOUISIANA SUPERDOME	L	27-34	54,803
12/14	ARIZONA CARDINALS	LOUISIANA SUPERDOME	W	27-10	45,517
12/21	at Kansas City Chiefs	Arrowhead Stadium	L	13-25	66,772
				237-327	911,223

1998: 6-10 (3rd-NFC West)

		Head Coach: Mike Ditka			
9/6	at St. Louis Rams	Trans World Dome	W	24-17	56,943
9/13	CAROLINA PANTHERS	LOUISIANA SUPERDOME	W	19-14	51,915
9/27	at Indianapolis Colts	RCA Dome	W	19-13 OT	48,480
10/4	NEW ENGLAND PATRIOTS	LOUISIANA SUPERDOME	L	27-30	56,172
10/11	SAN FRANCISCO 49ERS	LOUISIANA SUPERDOME	L	0-31	62,811
10/18	at Atlanta Falcons	Georgia Dome	L	23-31	60,774
10/25	TAMPA BAY BUCCANEERS	LOUISIANA SUPERDOME	W	9-3	52,695
11/1	at Carolina Panthers	Ericsson Stadium	L	17-31	62,514
11/8	at Minnesota Vikings	Metrodome	L	24-31	63,779
11/15	ST. LOUIS RAMS	LOUISIANA SUPERDOME	W	24-3	46,430
11/22	at San Francisco 49ers - SN	3Com Park	L	20-31	68,429
11/29	at Miami Dolphins	Pro Player Stadium	L	10-30	73,216
12/6	DALLAS COWBOYS	LOUISIANA SUPERDOME	W	22-3	65,065
12/13	ATLANTA FALCONS	LOUISIANA SUPERDOME	L	17-27	61,678
12/20	at Arizona Cardinals	Sun Devil Stadium	L	17-19	51,617
12/27	BUFFALO BILLS	LOUISIANA SUPERDOME	L	33-45	39,707
				305-359	922,225

1999: 3-13 (5th-NFC West)

		Head Coach: Mike Ditka			
9/12	CAROLINA PANTHERS	LOUISIANA SUPERDOME	W	19-10	58,166
9/19	at San Francisco 49ers	3Com Park	L	21-28	67,685
10/3	at Chicago Bears	Soldier Field	L	10-14	66,944
10/10	ATLANTA FALCONS	LOUISIANA SUPERDOME	L	17-20	57,289
10/17	TENNESSEE TITANS	LOUISIANA SUPERDOME	L	21-24	51,875
10/24	at New York Giants	Giants Stadium	L	3-31	77,982
10/31	CLEVELAND BROWNS	LOUISIANA SUPERDOME	L	16-21	48,817
11/7	TAMPA BAY BUCCANEERS	LOUISIANA SUPERDOME	L	16-31	47,129
11/14	SAN FRANCISCO 49ERS	LOUISIANA SUPERDOME	W	24-6	52,198
11/21	at Jacksonville Jaguars - SN	ALLTEL Stadium	L	23-41	69,772
11/28	at St. Louis Rams	Trans World Dome	L	12-43	65,864
12/5	at Atlanta Falcons	Georgia Dome	L	12-35	62,568
12/12	ST. LOUIS RAMS	LOUISIANA SUPERDOME	L	14-30	46,838
12/19	at Baltimore Ravens	PSINet Stadium	L	8-31	67,597
12/24	DALLAS COWBOYS - FR	LOUISIANA SUPERDOME	W	31-24	47,835
1/2	at Carolina Panthers	Ericsson Stadium	L	13-45	56,929
				260-434	945,488

2000: 10-6 (1st-NFC West)

		Head Coach: Jim Haslett			
9/3	DETROIT LIONS	LOUISIANA SUPERDOME	L	10-14	64,900
9/10	at San Diego Chargers	Qualcomm Stadium	W	28-27	51,300
9/17	at Seattle Seahawks	Husky Stadium	L	10-20	59,513
9/24	PHILADELPHIA EAGLES	LOUISIANA SUPERDOME	L	7-21	64,900
10/8	at Chicago Bears	Soldier Field	W	31-10	66,944
10/15	CAROLINA PANTHERS	LOUISIANA SUPERDOME	W	24-6	50,015
10/22	at Atlanta Falcons	Georgia Dome	W	21-19	56,508
10/29	at Arizona Cardinals	Sun Devil Stadium	W	21-10	35,016

SEASON RESULTS (2000-03)

11/5	SAN FRANCISCO 49ERS	LOUISIANA SUPERDOME	W	31-15	64,900
11/12	at Carolina Panthers	Ericsson Stadium	W	20-10	72,981
11/19	OAKLAND RAIDERS	LOUISIANA SUPERDOME	L	22-31	64,900
11/26	at St. Louis Rams	Trans World Dome	W	31-24	66,064
12/3	DENVER BRONCOS	LOUISIANA SUPERDOME	L	23-38	64,900
12/10	at San Francisco 49ers	3Com Park	W	31-27	67,892
12/17	ATLANTA FALCONS	LOUISIANA SUPERDOME	W	23-7	64,900
12/24	ST. LOUIS RAMS	LOUISIANA SUPERDOME	L	21-26	64,900
				354-305	980,533
NFC Wild Card Playoff					
12/30	ST. LOUIS RAMS - SAT	LOUISIANA SUPERDOME	W	31-28	64,900
NFC Divisional Playoff					
1/6	at Minnesota Vikings - SAT	Metrodome	L	16-34	63,881

2001: 7-9 (3rd-NFC West)

Head Coach: Jim Haslett					
9/9	at Buffalo Bills	Ralph Wilson Stadium	W	24-6	71,447
9/30	at New York Giants	Giants Stadium	L	13-21	78,451
10/7	MINNESOTA VIKINGS	LOUISIANA SUPERDOME	W	28-15	70,020
10/14	at Carolina Panthers	Ericsson Stadium	W	27-25	72,049
10/21	ATLANTA FALCONS	LOUISIANA SUPERDOME	L	13-20	70,020
10/28	at St. Louis Rams	Dome at America's Center	W	34-31	66,189
11/4	NEW YORK JETS - SN	LOUISIANA SUPERDOME	L	9-16	70,020
11/11	at San Francisco 49ers	3Com Park	L	27-28	68,083
11/18	INDIANAPOLIS COLTS	LOUISIANA SUPERDOME	W	34-20	70,020
11/25	at New England Patriots	Foxboro Stadium	L	17-34	60,292
12/2	CAROLINA PANTHERS	LOUISIANA SUPERDOME	W	27-23	70,020
12/9	at Atlanta Falcons	Georgia Dome	W	28-10	68,826
12/17	ST. LOUIS RAMS - MN	LOUISIANA SUPERDOME	L	21-34	70,332
12/23	at Tampa Bay Buccaneers	Raymond James Stadium	L	21-48	65,526
12/30	WASHINGTON REDSKINS - SN	LOUISIANA SUPERDOME	L	10-40	70,020
1/6	SAN FRANCISCO 49ERS	LOUISIANA SUPERDOME	L	0-38	70,020
				333-409	1,111,335

2002: 9-7 (3rd-NFC South)

Head Coach: Jim Haslett					
9/8	at Tampa Bay Buccaneers	Raymond James Stadium	W	26-20 OT	65,554
9/15	GREEN BAY PACKERS	LOUISIANA SUPERDOME	W	35-20	67,958
9/22	at Chicago Bears	Memorial Stadium	W	29-23	63,216
9/29	at Detroit Lions	Ford Field	L	21-26	60,023
10/6	PITTSBURGH STEELERS	LOUISIANA SUPERDOME	W	32-29	67,734
10/13	at Washington Redskins	FedExField	W	43-27	80,768
10/20	SAN FRANCISCO 49ERS	LOUISIANA SUPERDOME	W	35-27	67,903
10/27	ATLANTA FALCONS	LOUISIANA SUPERDOME	L	35-37	67,883
11/10	at Carolina Panthers	Ericsson Stadium	W	34-24	72,566
11/17	at Atlanta Falcons	Georgia Dome	L	17-24	70,382
11/24	CLEVELAND BROWNS	LOUISIANA SUPERDOME	L	15-24	68,295
12/1	TAMPA BAY BUCCANEERS - SN	LOUISIANA SUPERDOME	W	23-20	68,226
12/8	at Baltimore Ravens	Ravens Stadium	W	37-25	69,334
12/15	MINNESOTA VIKINGS	LOUISIANA SUPERDOME	L	31-32	67,851
12/22	at Cincinnati Bengals	Paul Brown Stadium	L	13-20	43,544
12/29	CAROLINA PANTHERS	LOUISIANA SUPERDOME	L	6-10	66,946
				432-388	1,068,183

2003: 8-8 (2nd-NFC South)

Head Coach: Jim Haslett					
9/7	at Seattle Seahawks	Seahawks Stadium	L	10-27	52,250
9/14	HOUSTON TEXANS	LOUISIANA SUPERDOME	W	31-10	68,390

SEASON RESULTS (2003-06)

9/21	at Tennessee Titans	The Coliseum	L	12-27	68,809
9/28	INDIANAPOLIS COLTS - SN	LOUISIANA SUPERDOME	L	21-55	70,020
10/5	at Carolina Panthers	Ericsson Stadium	L	13-19	72,496
10/12	CHICAGO BEARS	LOUISIANA SUPERDOME	W	20-13	68,390
10/19	at Atlanta Falcons	Georgia Dome	W	45-17	70,837
10/26	CAROLINA PANTHERS	LOUISIANA SUPERDOME	L	20-23 OT	68,370
11/2	at Tampa Bay Buccaneers	Raymond James Stadium	W	17-14	65,524
11/16	ATLANTA FALCONS	LOUISIANA SUPERDOME	W	23-20 OT	68,432
11/23	at Philadelphia Eagles	Lincoln Financial Field	L	20-33	67,802
11/30	at Washington Redskins	FedExField	W	24-20	76,821
12/7	TAMPA BAY BUCCANEERS	LOUISIANA SUPERDOME	L	7-14	68,442
12/14	NEW YORK GIANTS - SN	LOUISIANA SUPERDOME	W	45-7	68,399
12/21	at Jacksonville Jaguars	ALLTEL Stadium	L	19-20	49,207
12/28	DALLAS COWBOYS	LOUISIANA SUPERDOME	W	13-7	68,451
				340-326	1,072,640

2004: 8-8 (2nd-NFC South)

9/12	SEATTLE SEAHAWKS	Head Coach: Jim Haslett	L	7-21	64,900
9/19	SAN FRANCISCO 49ERS	LOUISIANA SUPERDOME	W	30-27	64,900
9/26	at St. Louis Rams	Edward Jones Dome	W	28-25 OT	65,856
10/3	at Arizona Cardinals	Sun Devil Stadium	L	10-34	28,109
10/10	TAMPA BAY BUCCANEERS	LOUISIANA SUPERDOME	L	17-20	64,900
10/17	MINNESOTA VIKINGS - SN	LOUISIANA SUPERDOME	L	31-38	64,900
10/24	at Oakland Raiders	Network Associates Coliseum	W	31-26	45,337
11/7	at San Diego Chargers	Qualcomm Stadium	L	17-43	59,662
11/14	KANSAS CITY CHIEFS	LOUISIANA SUPERDOME	W	27-20	64,900
11/21	DENVER BRONCOS	LOUISIANA SUPERDOME	L	13-34	64,900
11/28	at Atlanta Falcons	Georgia Dome	L	21-24	70,521
12/5	CAROLINA PANTHERS	LOUISIANA SUPERDOME	L	21-32	58,878
12/12	at Dallas Cowboys	Texas Stadium	W	27-13	64,056
12/19	at Tampa Bay Buccaneers	Raymond James Stadium	W	21-17	65,075
12/26	ATLANTA FALCONS	LOUISIANA SUPERDOME	W	26-13	64,900
1/2	at Carolina Panthers	Bank of America Stadium	W	21-18	73,302
				348-405	985,096

2005: 3-13 (4th-NFC South)

9/11	at Carolina Panthers	Head Coach: Jim Haslett	W	23-20	72,920
9/19	NEW YORK GIANTS - MN	Bank of America Stadium	L	10-27	68,031
9/25	at Minnesota Vikings	GIANTS STADIUM	L	16-33	63,952
10/2	BUFFALO BILLS	Metrodome	W	19-7	58,688
10/9	at Green Bay Packers	ALAMODOME	L	3-52	70,580
10/16	ATLANTA FALCONS	Lambeau Field	L	31-34	65,562
10/23	at St. Louis Rams	ALAMODOME	L	17-28	64,586
10/30	MIAMI DOLPHINS	Edward Jones Dome	L	6-21	61,643
11/06	CHICAGO BEARS	TIGER STADIUM	L	17-20	32,637
11/20	at New England Patriots	TIGER STADIUM	L	17-24	68,756
11/27	at New York Jets - SN	Gillette Stadium	W	21-19	77,152
12/4	TAMPA BAY BUCCANEERS	Giants Stadium	L	3-10	34,411
12/12	at Atlanta Falcons - MN	TIGER STADIUM	L	17-36	70,083
12/18	CAROLINA PANTHERS	Georgia Dome	L	10-27	32,551
12/24	DETROIT LIONS	TIGER STADIUM	L	12-13	63,747
1/1	at Tampa Bay Buccaneers	ALAMODOME	L	13-27	65,379
				235-398	970,678

2006: 10-6 (1st-NFC South)

9/10	at Cleveland Browns	Head Coach: Sean Payton	W	19-14	72,915
		Cleveland Browns Stadium			

SEASON RESULTS (2006-08)

9/17	at Green Bay Packers	Lambeau Field	W	34-27	70,602
9/25	ATLANTA FALCONS - MN	LOUISIANA SUPERDOME	W	23-3	70,003
10/1	at Carolina Panthers	Bank of America Stadium	L	18-21	73,392
10/8	TAMPA BAY BUCCANEERS	LOUISIANA SUPERDOME	W	24-21	68,183
10/15	PHILADELPHIA EAGLES	LOUISIANA SUPERDOME	W	27-24	68,269
10/29	BALTIMORE RAVENS	LOUISIANA SUPERDOME	L	22-35	69,152
11/5	Tampa Bay Buccaneers	Raymond James Stadium	W	31-14	65,561
11/12	Pittsburgh Steelers	Heinz Field	L	31-38	68,001
11/19	CINCINNATI BENGALS	LOUISIANA SUPERDOME	L	16-31	68,001
11/26	Atlanta Falcons	Georgia Dome	W	31-13	70,933
12/3	SAN FRANCISCO 49ERS	LOUISIANA SUPERDOME	W	34-10	68,241
12/10	at Dallas Cowboys - SN	Texas Stadium	W	42-17	63,722
12/17	WASHINGTON REDSKINS	LOUISIANA SUPERDOME	L	10-16	69,052
12/24	at New York Giants	Giants Stadium	W	30-7	78,539
12/31	CAROLINA PANTHERS	LOUISIANA SUPERDOME	L	21-31	69,569
				413-322	1,108,045
NFC Divisional Playoff					
1/13	PHILADELPHIA EAGLES - SAT	LOUISIANA SUPERDOME	W	27-24	70,001
NFC Championship Game					
1/21	at Chicago Bears	Soldier Field	L	14-39	61,817

2007: 7-9 (3rd-NFC South)

Head Coach: Sean Payton					
9/6	at Indianapolis Colts - TN	RCA Dome	L	10-41	57,361
9/16	at Tampa Bay Buccaneers	Raymond James Stadium	L	14-31	65,178
9/24	TENNESSEE TITANS - MN	LOUISIANA SUPERDOME	L	14-31	70,002
10/7	CAROLINA PANTHERS	LOUISIANA SUPERDOME	L	13-16	70,001
10/14	at Seattle Seahawks - SN	Qwest Field	W	28-17	68,296
10/21	ATLANTA FALCONS	LOUISIANA SUPERDOME	W	22-16	69,994
10/28	at San Francisco 49ers	Monster Park	W	31-10	68,244
11/4	JACKSONVILLE JAGUARS	LOUISIANA SUPERDOME	W	41-24	70,009
11/11	ST. LOUIS RAMS	LOUISIANA SUPERDOME	L	29-37	70,003
11/18	at Houston Texans	Reliant Stadium	L	10-23	70,780
11/25	at Carolina Panthers	Bank of America Stadium	W	31-6	72,032
12/2	TAMPA BAY BUCCANEERS	LOUISIANA SUPERDOME	L	23-27	70,009
12/10	at Atlanta Falcons - MN	Georgia Dome	W	34-14	69,553
12/16	ARIZONA CARDINALS	LOUISIANA SUPERDOME	W	31-24	70,007
12/23	PHILADELPHIA EAGLES	LOUISIANA SUPERDOME	L	23-38	70,011
12/30	at Chicago Bears	Soldier Field	L	25-33	62,064
				379-388	1,093,544

2008: 8-8 (4th-NFC South)

Head Coach: Sean Payton					
9/7	TAMPA BAY BUCCANEERS	LOUISIANA SUPERDOME	W	24-20	69,881
9/14	at Washington Redskins	FedExField	L	24-29	88,246
9/21	at Denver Broncos	INVESCO Field at Mile High	L	32-34	75,713
9/28	SAN FRANCISCO 49ERS	LOUISIANA SUPERDOME	W	31-17	70,008
10/6	MINNESOTA VIKINGS - MN	LOUISIANA SUPERDOME	L	27-30	70,015
10/12	OAKLAND RAIDERS	LOUISIANA SUPERDOME	W	34-3	70,068
10/19	at Carolina Panthers	Bank of America Stadium	L	7-30	73,687
10/26	SAN DIEGO CHARGERS	WEMBLEY STADIUM	W	37-32	83,226
11/9	at Atlanta Falcons	Georgia Dome	L	20-34	64,826
11/16	at Kansas City Chiefs	Arrowhead Stadium	W	30-20	74,159
11/24	GREEN BAY PACKERS - MN	LOUISIANA SUPERDOME	W	51-29	70,668
11/30	at Tampa Bay Buccaneers	Raymond James Stadium	L	20-23	64,430
12/7	ATLANTA FALCONS	LOUISIANA SUPERDOME	W	29-25	70,011
12/11	at Chicago Bears - TN	Soldier Field	L	24-27 OT	61,692
12/21	at Detroit Lions	Ford Field	W	42-7	49,309
12/28	CAROLINA PANTHERS	LOUISIANA SUPERDOME	L	31-33	69,999
				463-393	1,125,938

SEASON RESULTS (2009-11)

2009: 13-3 (1st-NFC South)

		Head Coach: Sean Payton			
9/13	DETROIT LIONS	LOUISIANA SUPERDOME	W	45-27	69,719
9/20	at Philadelphia Eagles	Lincoln Financial Field	W	48-22	69,144
9/27	at Buffalo Bills	Ralph Wilson Stadium	W	27-7	70,261
10/4	NEW YORK JETS	LOUISIANA SUPERDOME	W	24-10	70,009
10/18	NEW YORK GIANTS	LOUISIANA SUPERDOME	W	48-27	70,011
10/25	at Miami Dolphins	LandShark Stadium	W	46-34	66,689
11/2	ATLANTA FALCONS - MN	LOUISIANA SUPERDOME	W	35-27	70,088
11/8	CAROLINA PANTHERS	LOUISIANA SUPERDOME	W	30-20	70,011
11/15	at St. Louis Rams	Edward Jones Dome	W	28-23	59,858
11/22	at Tampa Bay Buccaneers	Raymond James Stadium	W	38-7	62,720
11/30	NEW ENGLAND PATRIOTS - MN	LOUISIANA SUPERDOME	W	38-17	70,768
12/6	at Washington Redskins	FedExField	W	33-30 OT	84,520
12/13	at Atlanta Falcons	Georgia Dome	W	26-23	68,930
12/19	DALLAS COWBOYS - SAT	LOUISIANA SUPERDOME	L	17-24	70,213
12/27	TAMPA BAY BUCCANEERS	LOUISIANA SUPERDOME	L	17-20 OT	70,021
1/3	at Carolina Panthers	Bank of America Stadium	L	10-23	73,047
				510-341	1,116,009
		NFC Divisional Playoff			
1/16	ARIZONA CARDINALS - SAT	LOUISIANA SUPERDOME	W	45-14	70,149
		NFC Championship Game			
1/24	MINNESOTA VIKINGS	LOUISIANA SUPERDOME	W	31-28 OT	71,276
		Super Bowl XLIV - Miami Gardens, Fla.			
2/7	vs. Indianapolis Colts	Sun Life Stadium	W	31-17	74,059

2010: 11-5 (2nd-NFC South)

		Head Coach: Sean Payton			
9/9	MINNESOTA VIKINGS - TN	LOUISIANA SUPERDOME	W	14-9	70,051
9/20	at San Francisco 49ers - MN	Candlestick Park	W	25-22	69,732
9/26	ATLANTA FALCONS	LOUISIANA SUPERDOME	L	24-27 OT	70,051
10/3	CAROLINA PANTHERS	LOUISIANA SUPERDOME	W	16-14	70,016
10/10	at Arizona Cardinals	University of Phoenix Stadium	L	20-30	62,621
10/17	at Tampa Bay Buccaneers	Raymond James Stadium	W	31-6	51,759
10/24	CLEVELAND BROWNS	LOUISIANA SUPERDOME	L	17-30	70,077
10/31	PITTSBURGH STEELERS - SN	LOUISIANA SUPERDOME	W	20-10	70,011
11/7	at Carolina Panthers	Bank of America Stadium	W	34-3	73,191
11/21	SEATTLE SEAHAWKS	LOUISIANA SUPERDOME	W	34-19	70,015
11/25	at Dallas Cowboys - THUR	Cowboys Stadium	W	30-27	93,985
12/5	at Cincinnati Bengals	Paul Brown Stadium	W	34-30	59,963
12/12	ST. LOUIS RAMS	LOUISIANA SUPERDOME	W	31-13	70,015
12/19	at Baltimore Ravens	M&T Bank Stadium	L	24-30	59,963
12/27	at Atlanta Falcons - MN	Georgia Dome	W	17-14	70,144
1/2	TAMPA BAY BUCCANEERS	LOUISIANA SUPERDOME	L	13-23	70,068
				384-307	1,113,131
		NFC Wild Card Playoff			
1/8	at Seattle Seahawks - SAT	Qwest Field	L	36-41	66,336

2011: 13-3 (1st-NFC South)

		Head Coach: Sean Payton			
9/8	at Green Bay Packers - TN	Lambeau Field	L	34-42	70,555
9/18	CHICAGO BEARS	LOUISIANA SUPERDOME	W	30-13	73,109
9/25	HOUSTON TEXANS	LOUISIANA SUPERDOME	W	40-33	73,002
10/2	at Jacksonville Jaguars	EverBank Field	W	23-10	62,471
10/9	at Carolina Panthers	Bank of America Stadium	W	30-27	72,769
10/16	at Tampa Bay Buccaneers	Raymond James Stadium	L	20-26	56,590
10/23	INDIANAPOLIS COLTS - SN	MERCEDES-BENZ SUPERDOME	W	62-7	73,012
10/30	at St. Louis Rams	Edward Jones Dome	L	21-31	57,179

SEASON RESULTS (2011-13)

11/6	TAMPA BAY BUCCANEERS	MERCEDES-BENZ SUPERDOME	W	27-16	73,043
11/13	at Atlanta Falcons	Georgia Dome	W	26-23 OT	70,359
11/28	NEW YORK GIANTS - MN	MERCEDES-BENZ SUPERDOME	W	49-24	73,068
12/4	DETROIT LIONS - SN	MERCEDES-BENZ SUPERDOME	W	31-17	73,042
12/11	at Tennessee Titans	LP Field	W	22-17	69,143
12/18	at Minnesota Vikings	Mall of America Field	W	42-20	62,623
12/26	ATLANTA FALCONS - MN	MERCEDES-BENZ SUPERDOME	W	45-16	73,085
1/1	CAROLINA PANTHERS	MERCEDES-BENZ SUPERDOME	W	45-17	73,065
				547-339	1,106,095
NFC Wild Card Playoff					
1/7	DETROIT LIONS - SAT	MERCEDES-BENZ SUPERDOME	W	45-28	73,038
NFC Divisional Playoff					
1/14	at San Francisco 49ers - SAT	Candlestick Park	L	32-36	69,732

2012: 7-9 (3rd-NFC South)

Head Coaches: Aaron Kromer (6 games, 2-4) & Joe Vitt (10 games, 5-5)

9/9	WASHINGTON REDSKINS	MERCEDES-BENZ SUPERDOME	L	32-40	72,180
9/16	at Carolina Panthers	Bank of America Stadium	L	27-35	72,879
9/23	KANSAS CITY CHIEFS	MERCEDES-BENZ SUPERDOME	L	24-27 OT	72,226
9/30	at Green Bay Packers	Lambeau Field	L	27-28	70,571
10/7	SAN DIEGO CHARGERS - SN	MERCEDES-BENZ SUPERDOME	W	31-24	73,109
10/21	at Tampa Bay Buccaneers	Raymond James Stadium	W	35-28	58,906
10/28	at Denver Broncos - SN	Sports Authority Field at Mile High	L	14-34	76,832
11/5	PHILADELPHIA EAGLES - MN	MERCEDES-BENZ SUPERDOME	W	28-13	73,099
11/11	ATLANTA FALCONS	MERCEDES-BENZ SUPERDOME	W	31-27	73,126
11/18	at Oakland Raiders	O.co Coliseum	W	38-17	56,880
11/25	SAN FRANCISCO 49ERS	MERCEDES-BENZ SUPERDOME	L	21-31	73,147
11/29	at Atlanta Falcons - TN	Georgia Dome	L	13-23	70,514
12/9	at New York Giants	MetLife Stadium	L	27-52	81,437
12/16	TAMPA BAY BUCCANEERS	MERCEDES-BENZ SUPERDOME	W	41-0	73,096
12/23	at Dallas Cowboys	Cowboys Stadium	W	34-31 OT	92,570
12/30	CAROLINA PANTHERS	MERCEDES-BENZ SUPERDOME	L	38-44	73,124
				461-454	1,163,696

2013: 11-5 (2nd-NFC South)

Head Coach: Sean Payton

9/8	ATLANTA FALCONS	MERCEDES-BENZ SUPERDOME	W	23-17	72,348
9/15	at Tampa Bay Buccaneers	Raymond James Stadium	W	16-14	60,870
9/22	ARIZONA CARDINALS	MERCEDES-BENZ SUPERDOME	W	31-7	73,057
9/30	MIAMI DOLPHINS - MN	MERCEDES-BENZ SUPERDOME	W	38-17	73,118
10/6	at Chicago Bears	Soldier Field	W	26-18	62,361
10/13	at New England Patriots	Gillette Stadium	L	27-30	68,756
10/27	BUFFALO BILLS	MERCEDES-BENZ SUPERDOME	W	49-17	73,018
11/3	at New York Jets	MetLife Stadium	L	20-26	76,957
11/10	DALLAS COWBOYS - SN	MERCEDES-BENZ SUPERDOME	W	49-24	73,068
11/17	SAN FRANCISCO 49ERS	MERCEDES-BENZ SUPERDOME	W	23-20	73,025
11/21	at Atlanta Falcons - TN	Georgia Dome	W	17-13	70,422
12/2	at Seattle Seahawks - MN	CenturyLink Field	L	7-34	68,387
12/8	CAROLINA PANTHERS - SN	MERCEDES-BENZ SUPERDOME	W	31-13	73,089
12/15	at St. Louis Rams	Edward Jones Dome	L	16-27	58,442
12/22	at Carolina Panthers	Bank of America Stadium	L	13-17	73,825
12/29	TAMPA BAY BUCCANEERS	MERCEDES-BENZ SUPERDOME	W	42-17	73,150
				414-304	1,123,230
NFC Wild Card Playoff					
1/7	at Philadelphia Eagles - SAT	Lincoln Financial Field	W	26-24	69,144
NFC Divisional Playoff					
1/14	at Seattle Seahawks - SAT	CenturyLink Field	L	15-23	68,388

SEASON RESULTS (2014-16)

2014: 7-9 (2nd-NFC South)

		Head Coach: Sean Payton			
9/7	at Atlanta Falcons	Georgia Dome	L	34-37	OT 70,706
9/14	at Cleveland Browns	FirstEnergy Stadium	L	24-26	67,407
9/21	MINNESOTA VIKINGS	MERCEDES-BENZ SUPERDOME	W	20-9	73,005
9/28	at Dallas Cowboys - SN	AT&T Stadium	L	17-38	91,176
10/5	TAMPA BAY BUCCANEERS	MERCEDES-BENZ SUPERDOME	W	37-31	OT 73,004
10/19	at Detroit Lions	Ford Field	L	23-24	63,271
10/26	GREEN BAY PACKERS - SN	MERCEDES-BENZ SUPERDOME	W	44-23	73,146
10/30	at Carolina Panthers - TN	Bank of America Stadium	W	28-10	73,663
11/9	SAN FRANCISCO 49ERS	MERCEDES-BENZ SUPERDOME	L	24-27	OT 73,129
11/16	CINCINNATI BENGALS	MERCEDES-BENZ SUPERDOME	L	10-27	73,073
11/24	BALTIMORE RAVENS - MN	MERCEDES-BENZ SUPERDOME	L	27-34	73,373
11/30	at Pittsburgh Steelers	Heinz Field	W	35-32	61,916
12/7	CAROLINA PANTHERS	MERCEDES-BENZ SUPERDOME	L	10-41	73,006
12/15	at Chicago Bears - MN	Soldier Field	W	31-15	60,996
12/21	ATLANTA FALCONS	MERCEDES-BENZ SUPERDOME	L	14-30	73,164
12/28	at Tampa Bay Buccaneers	Raymond James Stadium	W	23-20	59,952
				401-424	1,133,987

2015: 7-9 (3rd-NFC South)

		Head Coach: Sean Payton			
9/13	at Arizona Cardinals	University of Phoenix Stadium	L	19-31	62,903
9/20	TAMPA BAY BUCCANEERS	MERCEDES-BENZ SUPERDOME	L	19-26	73,006
9/27	at Carolina Panthers	Bank of America Stadium	L	22-27	73,402
10/4	DALLAS COWBOYS - SN	MERCEDES-BENZ SUPERDOME	W	26-20	OT 73,009
10/11	at Philadelphia Eagles	Lincoln Financial Field	L	17-39	69,296
10/15	ATLANTA FALCONS - TN	MERCEDES-BENZ SUPERDOME	W	31-21	73,018
10/25	at Indianapolis Colts	Lucas Oil Stadium	W	27-21	66,420
11/1	NEW YORK GIANTS	MERCEDES-BENZ SUPERDOME	W	52-49	73,019
11/8	TENNESSEE TITANS	MERCEDES-BENZ SUPERDOME	L	28-34	OT 73,075
11/15	at Washington Redskins	FedExField	L	14-47	75,086
11/29	at Houston Texans	NRG Stadium	L	6-24	71,778
12/6	CAROLINA PANTHERS	MERCEDES-BENZ SUPERDOME	L	38-41	73,097
12/13	at Tampa Bay Buccaneers	Raymond James Stadium	W	24-17	62,138
12/21	DETROIT LIONS - MN	MERCEDES-BENZ SUPERDOME	L	27-35	73,017
12/27	JACKSONVILLE JAGUARS	MERCEDES-BENZ SUPERDOME	W	38-27	73,064
1/3	at Atlanta Falcons	Georgia Dome	W	20-17	69,699
				408-476	1,135,027

2016: 7-9 (3rd-NFC South)

		Head Coach: Sean Payton			
9/11	OAKLAND RAIDERS	MERCEDES-BENZ SUPERDOME	L	34-35	73,028
9/18	at New York Giants	MetLife Stadium	L	13-16	77,727
9/26	ATLANTA FALCONS	MERCEDES-BENZ SUPERDOME	L	32-45	73,003
10/2	at San Diego Chargers	Qualcomm Stadium	W	35-34	60,641
10/16	CAROLINA PANTHERS	MERCEDES-BENZ SUPERDOME	W	41-38	73,138
10/23	at Kansas City Chiefs	Arrowhead Stadium	L	21-27	76,282
10/30	SEATTLE SEAHAWKS	MERCEDES-BENZ SUPERDOME	W	25-20	73,188
11/6	at San Francisco 49ers	Levi's Stadium	W	41-23	70,178
11/13	DENVER BRONCOS	MERCEDES-BENZ SUPERDOME	L	23-25	73,138
11/17	at Carolina Panthers	Bank of America Stadium	L	20-23	73,288
11/27	LOS ANGELES RAMS	MERCEDES-BENZ SUPERDOME	W	49-21	73,067
12/4	DETROIT LIONS	MERCEDES-BENZ SUPERDOME	L	13-28	73,137
12/11	at Tampa Bay Buccaneers	Raymond James Stadium	L	11-16	62,140
12/18	at Arizona Cardinals	University of Phoenix Stadium	W	48-41	65,072
12/24	TAMPA BAY BUCCANEERS	MERCEDES-BENZ SUPERDOME	W	31-24	73,177
1/1	at Atlanta Falcons	Georgia Dome	L	32-38	70,835
				469-454	1,141,039

SEASON RESULTS (2017-18)

2017: 11-5 (1st-NFC South)

9/11	at Minnesota Vikings - MN	Head Coach: Sean Payton	L	19-29	66,606
9/17	NEW ENGLAND PATRIOTS	MERCEDES-BENZ SUPERDOME	L	20-36	73,168
9/24	at Carolina Panthers	Bank of America Stadium	W	34-13	73,775
10/1	at Miami Dolphins	Wembley Stadium	W	20-0	84,423
10/15	DETROIT LIONS	MERCEDES-BENZ SUPERDOME	W	52-38	73,117
10/22	at Green Bay Packers	Lambeau Field	W	26-17	78,380
10/29	CHICAGO BEARS	MERCEDES-BENZ SUPERDOME	W	20-12	73,192
11/5	TAMPA BAY BUCCANEERS	MERCEDES-BENZ SUPERDOME	W	30-10	73,121
11/12	at Buffalo Bills	New Era Field	W	47-10	67,501
11/19	WASHINGTON REDSKINS	MERCEDES-BENZ SUPERDOME	W	34-31 OT	73,138
11/26	at Los Angeles Rams	L.A. Memorial Coliseum	L	20-26	62,006
12/3	CAROLINA PANTHERS	MERCEDES-BENZ SUPERDOME	W	31-21	73,171
12/7	at Atlanta Falcons - TN	Mercedes-Benz Stadium	L	17-20	72,866
12/17	NEW YORK JETS	MERCEDES-BENZ SUPERDOME	W	31-19	73,018
12/24	ATLANTA FALCONS	MERCEDES-BENZ SUPERDOME	W	23-13	73,188
12/31	at Tampa Bay Buccaneers	Raymond James Stadium	L	24-31	55,376
				448-326	1,146,046,
NFC Wild Card Playoff					
1/7	CAROLINA PANTHERS	MERCEDES-BENZ SUPERDOME	W	31-26	73,186
NFC Divisional Playoff					
1/14	at Minnesota Vikings	U.S. Bank Stadium	L	24-29	66,612

2018: 13-3 (1st-NFC South)

9/9	TAMPA BAY BUCCANEERS	Head Coach: Sean Payton	L	40-48	73,038
9/16	CLEVELAND BROWNS	MERCEDES-BENZ SUPERDOME	W	21-18	73,086
9/23	at Atlanta Falcons	Mercedes-Benz Stadium	W	43-37 OT	74,457
9/30	at New York Giants	MetLife Stadium	W	33-18	78,213
10/8	WASHINGTON REDSKINS - MN	MERCEDES-BENZ SUPERDOME	W	43-19	73,028
10/21	at Baltimore Ravens	M&T Stadium	W	24-23	70,639
10/28	at Minnesota Vikings - SN	U.S. Bank Stadium	W	30-20	66,801
11/4	LOS ANGELES RAMS	MERCEDES-BENZ SUPERDOME	W	45-35	73,086
11/11	at Cincinnati Bengals	Paul Brown Stadium	W	51-14	52,492
11/18	PHILADELPHIA EAGLES	MERCEDES-BENZ SUPERDOME	W	48-7	73,042
11/22	ATLANTA FALCONS - TN	MERCEDES-BENZ SUPERDOME	W	31-17	73,017
11/29	at Dallas Cowboys - TN	AT&T Stadium	L	10-13	93,004
12/9	at Tampa Bay Buccaneers	Raymond James Stadium	W	28-14	53,495
12/17	at Carolina Panthers - MN	Bank of America Stadium	W	12-9	74,188
12/23	PITTSBURGH STEELERS	MERCEDES-BENZ SUPERDOME	W	31-28	73,086
12/30	CAROLINA PANTHERS	MERCEDES-BENZ SUPERDOME	L	14-33	73,028
				504-353	1,147,430
NFC Divisional Playoff					
1/13	PHILADELPHIA EAGLES	MERCEDES-BENZ SUPERDOME	W	20-14	73,027
NFC Championship Game					
1/20	LOS ANGELES RAMS	MERCEDES-BENZ SUPERDOME	L	23-26 OT	73,028

YEAR-BY-YEAR RESULTS

Regular Season

Year	Overall	Pct.	Division	Coach	Home	Pct.	Road	Pct.
1967	3-11	.214	4th-Capitol	Tom Fears	2-5	.286	1-6	.167
1968	4-9-1	.321	3rd-Century	Tom Fears	3-4	.429	1-5-1	.143
1969	5-9	.357	3rd-Capitol	Tom Fears	3-4	.429	2-5	.286
1970	2-11-1	.179	4th-NFC West	Tom Fears (1-5-1)* J.D. Roberts (1-6)	2-5	.286	0-6-1	.071
1971	4-8-2	.357	4th-NFC West	J.D. Roberts	2-4-1	.357	2-4-1	.357
1972	2-11-1	.179	4th-NFC West	J.D. Roberts	2-5	.286	0-6-1	.071
1973	5-9	.357	3rd-NFC West	John North	5-2	.714	0-7	.000
1974	5-9	.357	3rd-NFC West	John North	4-3	.571	1-6	.167
1975	2-12	.143	4th-NFC West	John North (1-5)# Ernie Hefferle (1-7)	2-5	.286	0-7	.000
1976	4-10	.286	4th-NFC West	Hank Stram	2-5	.286	2-5	.286
1977	3-11	.214	4th-NFC West	Hank Stram	2-5	.286	1-6	.167
1978	7-9	.438	3rd-NFC West	Dick Nolan	3-5	.375	4-4	.500
1979	8-8	.500	2nd-NFC West	Dick Nolan	3-5	.375	5-3	.625
1980	1-15	.063	4th-NFC West	Dick Nolan (0-12)+ Dick Stanfel (1-3)	0-8	.000	1-7	.125
1981	4-12	.250	4th-NFC West	Bum Phillips	2-6	.250	2-6	.250
1982	4-5	.444	2nd-NFC West **	Bum Phillips	2-3	.400	2-2	.500
1983	8-8	.500	3rd-NFC West	Bum Phillips	5-3	.625	3-5	.375
1984	7-9	.438	3rd-NFC West	Bum Phillips	3-5	.375	4-4	.500
1985	5-11	.313	3rd-NFC West	Bum Phillips (4-8)~ Wade Phillips (1-3)	3-5	.375	2-6	.250
1986	7-9	.438	4th-NFC West	Jim Mora	4-4	.500	3-5	.375
1987	12-3	.800	2nd-NFC West	Jim Mora	6-1	.857	6-2	.750
NFC Wild Card Playoffs: vs. <i>Minnesota</i> , L 10-44								
1988	10-6	.625	3rd-NFC West	Jim Mora	5-3	.625	5-3	.625
1989	9-7	.563	3rd-NFC West	Jim Mora	5-3	.625	4-4	.500
1990	8-8	.500	2nd-NFC West	Jim Mora	5-3	.625	3-5	.375
NFC Wild Card Playoffs: at <i>Chicago</i> , L 6-16								
1991	11-5	.688	1st-NFC West	Jim Mora	6-2	.750	5-3	.625
NFC Wild Card Playoffs: vs. <i>Atlanta</i> , L 20-27								
1992	12-4	.750	2nd-NFC West	Jim Mora	6-2	.750	6-2	.750
NFC Wild Card Playoffs: vs. <i>Philadelphia</i> , L 20-36								
1993	8-8	.500	2nd-NFC West	Jim Mora	4-4	.500	4-4	.500
1994	7-9	.438	2nd-NFC West	Jim Mora	3-5	.375	4-4	.500
1995	7-9	.438	5th-NFC West	Jim Mora	4-4	.500	3-5	.375
1996	3-13	.188	5th-NFC West	Jim Mora (2-6)† Rick Venturi (1-7)	2-6	.250	1-7	.125
1997	6-10	.375	4th-NFC West	Mike Ditka	3-5	.375	3-5	.375
1998	6-10	.375	3rd-NFC West	Mike Ditka	4-4	.500	2-6	.250
1999	3-13	.188	5th-NFC West	Mike Ditka	3-5	.375	0-8	.000
2000	10-6	.625	1st-NFC West	Jim Haslett	3-5	.375	7-1	.875
NFC Wild Card Playoffs: vs. <i>St. Louis Rams</i> , W 31-28; NFC Divisional Playoff: at <i>Minnesota</i> , L 16-34								
2001	7-9	.438	3rd-NFC West	Jim Haslett	3-5	.375	4-4	.500
2002	9-7	.563	3rd-NFC West	Jim Haslett	4-4	.500	5-3	.625
2003	8-8	.500	2nd-NFC South	Jim Haslett	5-3	.625	3-5	.375
2004	8-8	.500	2nd-NFC South	Jim Haslett	3-5	.375	5-3	.625
2005	3-13	.188	4th-NFC South	Jim Haslett	1-7	.125	2-6	.250
2006	10-6	.625	1st-NFC South	Sean Payton	4-4	.500	6-2	.750
NFC Divisional Playoffs: vs. <i>Philadelphia</i> , W 27-24; NFC Championship: at <i>Chicago</i> , L 14-39								

YEAR-BY-YEAR RESULTS

2007	7-9	.438	3rd-NFC South	Sean Payton	3-5	.375	4-4	.500
2008	8-8	.500	4th-NFC South	Sean Payton	6-2	.750	2-6	.250
2009	13-3	.813	1st-NFC South	Sean Payton	6-2	.750	7-1	.875
NFC Divisional Playoffs: vs. <i>Arizona, W 45-14</i> ; NFC Championship: vs. <i>Minnesota, W 31-28 (OT)</i> ; Super Bowl XLIV: vs. <i>Indianapolis, W 31-17</i>								
2010	11-5	.688	2nd-NFC South	Sean Payton	5-3	.625	6-2	.750
NFC Wild Card Playoffs: at <i>Seattle, L 36-41</i>								
2011	13-3	.813	1st-NFC South	Sean Payton	8-0	1.000	5-3	.625
NFC Wild Card Playoffs: vs. <i>Detroit, W 45-28</i> ; NFC Divisional Playoffs: at <i>San Francisco, L 32-36</i>								
2012	7-9	.438	3rd-NFC South	Aaron Kromer (2-4) Joe Vitt (5-5)	4-4	.500	3-5	.375
2013	11-5	.688	2nd-NFC South	Sean Payton	8-0	1.000	3-5	.375
NFC Wild Card Playoffs: at <i>Philadelphia, W 26-24</i> ; NFC Divisional Playoffs: at <i>Seattle, L 14-23</i>								
2014	7-9	.438	2nd-NFC South	Sean Payton	3-5	.375	4-4	.500
2015	7-9	.438	3rd-NFC South	Sean Payton	4-4	.500	3-5	.375
2016	7-9	.438	3rd-NFC South	Sean Payton	4-4	.500	3-5	.375
2017	11-5	.688	1st-NFC South	Sean Payton	7-1	.875	4-4	.500
NFC Wild Card Playoffs: vs. <i>Carolina, W 31-26</i> ; NFC Divisional Playoffs: at <i>Minnesota, L 24-29</i>								
2018	13-3	.813	1st-NFC South	Sean Payton	6-2	.750	7-1	.875
NFC Divisional Playoffs: vs. <i>Philadelphia, W 20-14</i> ; NFC Championship: vs. <i>L.A. Rams, L 23-26 (OT)</i>								

Regular Season

	Overall	Pct.	Home	Pct.	Road	Pct.
Totals Since 1967:	362-435-5	.455	197-203-1	.494	165-232-4	.417
Tulane Stadium (1967-74):			23-32-1	.420		
Mercedes-Benz Superdome (1975-2004, 2006-present):			173-163	.515		
Giants Stadium (2005):			0-1	.000		
San Antonio Alamodome (2005):			1-2	.333		
Tiger Stadium (2005):			0-4	.000		
Wembley Stadium (2008):			1-0	1.000		

Postseason

Totals	Overall [§]	Pct.	Home	Pct.	Road	Pct.
	9-11	.450	7-4	.636	1-7	.125

§ - includes Super Bowl XLIV (neutral site).

SERIES RECORDS

REGULAR SEASON (Home Games in Bold)

Arizona Cardinals (14-15-0)

Date	W/L	Score	Site	Attendance
12/3/67	L	20-31	Busch Stadium	41,171
9/29/68	L	20-21	Tulane Stadium	79,021
10/27/68	L	17-31	Busch Stadium	45,476
11/2/69	W	51-42	Busch Stadium	46,718
10/11/70	L	17-24	Busch Stadium	45,294
12/8/74	W	14-0	Tulane Stadium	57,152
10/23/77	L	31-49	Busch Stadium	48,417
10/5/80	L	7-40	Louisiana Superdome	45,388
12/6/81	L	3-30	Busch Stadium	46,923
9/12/82	L	7-21	Louisiana Superdome	58,673
9/4/83	W	28-17	Louisiana Superdome	60,430
9/23/84	W	34-24	Louisiana Superdome	58,723
12/8/85	L	16-28	Busch Stadium	29,527
11/16/86	W	16-7	Busch Stadium	32,069
10/11/87	L	19-24	Busch Stadium	11,795
9/23/90	W	28-7	Louisiana Superdome	61,110
12/22/91	W	27-3	Sun Devil Stadium	30,928
10/18/92	W	30-21	Sun Devil Stadium	27,735
10/31/93	W	20-17	Sun Devil Stadium	36,778
9/22/96	L	14-28	Louisiana Superdome	34,316
12/14/97	W	27-10	Louisiana Superdome	45,517
12/20/98	L	17-19	Sun Devil Stadium	51,617
10/29/00	W	21-10	Sun Devil Stadium	35,016
10/30/04	L	10-34	Sun Devil Stadium	29,109
12/16/07	W	31-24	Louisiana Superdome	70,007
10/10/10	L	20-30	Univ. of Phoenix Stadium	62,621
9/22/13	W	31-7	Mercedes-Benz Superdome	73,057
9/13/15	L	19-31	Univ. of Phoenix Stadium	62,903
12/18/16	W	48-41	Univ. of Phoenix Stadium	65,072

Atlanta Falcons (48-51-0)

11/26/67	W	27-24	Tulane Stadium	83,437
12/7/69	L	17-45	Atlanta Stadium	51,021
9/20/70	L	3-14	Tulane Stadium	77,042
10/25/70	L	14-32	Atlanta Stadium	58,850
10/24/71	L	6-28	Atlanta Stadium	58,850
12/19/71	L	20-24	Tulane Stadium	75,954
10/15/72	L	14-21	Tulane Stadium	66,294
11/12/72	L	20-36	Atlanta Stadium	58,850
9/16/73	L	7-62	Tulane Stadium	66,428
12/16/73	L	10-14	Atlanta Stadium	34,147
9/29/74	W	14-13	Tulane Stadium	62,273
10/20/74	W	13-3	Atlanta Stadium	47,217
10/5/75	L	7-14	Atlanta Stadium	29,444
11/2/75	W	23-7	Louisiana Superdome	49,342
10/10/76	W	30-0	Louisiana Superdome	51,521
10/31/76	L	20-23	Atlanta-Fulton Co. Std.	34,127
11/20/77	W	21-20	Louisiana Superdome	43,135
12/18/77	L	7-35	Atlanta-Fulton Co. Std.	36,895
11/12/78	L	17-20	Louisiana Superdome	70,323
11/26/78	L	17-20	Atlanta-Fulton Co. Std.	55,121
9/2/79	L	34-40	Louisiana Superdome	70,940
11/25/79	W	37-6	Atlanta-Fulton Co. Std.	42,815
10/19/80	L	14-41	Louisiana Superdome	62,651
11/16/80	L	13-31	Atlanta-Fulton Co. Std.	53,871
9/6/81	L	0-27	Atlanta-Fulton Co. Std.	57,406
11/1/81	L	10-41	Louisiana Superdome	63,637
12/12/82	L	0-35	Atlanta-Fulton Co. Std.	39,535
1/2/83	W	35-6	Louisiana Superdome	47,336
10/9/83	W	19-17	Atlanta-Fulton Co. Std.	51,654
11/6/83	W	27-10	Louisiana Superdome	67,062
9/2/84	L	28-36	Louisiana Superdome	66,652

11/11/84	W	17-13	Atlanta-Fulton Co. Std.	40,590
10/20/85	L	24-31	Atlanta-Fulton Co. Std.	44,784
12/22/85	L	10-16	Louisiana Superdome	37,717
9/7/86	L	10-31	Louisiana Superdome	67,950
12/14/86	W	14-9	Atlanta-Fulton Co. Std.	39,994
11/1/87	W	38-0	Atlanta-Fulton Co. Std.	42,196
9/11/88	W	29-21	Atlanta-Fulton Co. Std.	48,901
12/18/88	W	10-9	Louisiana Superdome	60,566
10/29/89	W	20-13	Louisiana Superdome	65,153
11/19/89	W	26-17	Atlanta-Fulton Co. Std.	53,173
10/7/90	L	27-28	Atlanta-Fulton Co. Std.	57,401
11/25/90	W	10-7	Louisiana Superdome	68,629
9/29/91	W	27-6	Atlanta-Fulton Co. Std.	56,556
11/24/91	L	20-23	Louisiana Superdome	68,591
9/20/92	W	10-7	Georgia Dome	67,328
12/3/92	W	22-14	Louisiana Superdome	68,591
9/12/93	W	34-31	Georgia Dome	64,287
10/24/93	L	15-26	Louisiana Superdome	69,043
11/13/94	W	33-32	Louisiana Superdome	60,313
12/11/94	W	29-20	Georgia Dome	61,307
9/17/95	L	24-27	Louisiana Superdome	57,442
12/10/95	L	14-19	Georgia Dome	54,603
11/17/96	L	15-17	Georgia Dome	43,119
12/8/96	L	15-31	Louisiana Superdome	32,923
10/12/97	L	17-23	Louisiana Superdome	65,619
11/23/97	L	3-20	Georgia Dome	48,620
10/18/98	L	23-31	Georgia Dome	60,774
12/13/98	L	17-27	Louisiana Superdome	61,678
10/10/99	L	17-20	Louisiana Superdome	57,289
12/5/99	L	12-35	Georgia Dome	62,568
10/22/00	W	21-19	Georgia Dome	56,508
12/17/00	W	23-7	Louisiana Superdome	64,900
10/21/01	L	13-20	Louisiana Superdome	70,020
12/9/01	W	28-10	Georgia Dome	68,826
10/27/02	L	35-37	Louisiana Superdome	67,883
11/17/02	L	17-24	Georgia Dome	70,382
10/19/03	W	45-17	Georgia Dome	70,837
11/16/03	W	23-20	Louisiana Superdome	68,432
11/28/04	L	21-24	Georgia Dome	70,521
12/26/04	W	26-13	Louisiana Superdome	64,900
10/16/05	L	31-34	Alamodome	65,562
12/12/05	L	17-36	Georgia Dome	70,083
9/25/06	W	23-3	Louisiana Superdome	70,003
11/26/06	W	31-13	Georgia Dome	70,933
10/21/07	W	22-16	Louisiana Superdome	69,994
12/10/07	W	34-14	Georgia Dome	69,553
11/9/08	L	20-34	Georgia Dome	64,826
12/7/08	W	29-25	Louisiana Superdome	70,011
11/2/09	W	35-27	Louisiana Superdome	70,088
12/13/09	W	26-23	Georgia Dome	68,930
9/26/10	L	24-27	Louisiana Superdome	70,051
12/27/10	W	17-14	Georgia Dome	70,144
11/13/11	W	26-23	Georgia Dome	70,359
12/26/11	W	45-16	Mercedes-Benz Superdome	73,085
11/11/12	W	31-27	Mercedes-Benz Superdome	73,126
11/29/12	L	13-23	Georgia Dome	70,514
9/8/13	W	23-17	Mercedes-Benz Superdome	72,348
11/21/13	W	17-13	Georgia Dome	70,422
9/7/14	L	34-37	Georgia Dome	70,706
12/21/14	L	14-30	Mercedes-Benz Superdome	73,164
10/15/15	W	31-21	Mercedes-Benz Superdome	73,018
1/3/16	W	20-17	Georgia Dome	69,699
9/26/16	L	32-45	Mercedes-Benz Superdome	73,003
1/1/17	L	32-38	Georgia Dome	70,835
12/7/17	L	17-20	Mercedes-Benz Stadium	72,866
12/24/17	W	23-13	Mercedes-Benz Superdome	73,188
9/23/18	W	43-37	Mercedes-Benz Stadium	74,457
11/22/18	W	31-17	Mercedes-Benz Superdome	73,017

SERIES RECORDS

Baltimore Ravens (2-5-0)

9/29/96	L	10-17	Memorial Stadium	61,063
12/19/99	L	8-31	PSINet Stadium	67,597
12/8/02	W	37-25	Ravens Stadium	69,334
10/29/06	L	22-35	Louisiana Superdome	69,152
12/19/10	L	24-30	M&T Bank Stadium	71,432
11/24/14	L	27-34	Mercedes-Benz Superdome	73,373
10/21/18	W	24-23	M&T Bank Stadium	70,639

Buffalo Bills (7-4-0)

11/4/73	W	13-0	Tulane Stadium	74,770
9/21/80	L	26-35	Louisiana Superdome	51,154
10/30/83	L	21-27	Rich Stadium	49,413
12/10/89	W	22-19	Rich Stadium	70,037
12/20/92	L	16-20	Louisiana Superdome	68,591
12/27/98	L	33-45	Louisiana Superdome	39,707
9/9/01	W	24-6	Ralph Wilson Stadium	71,447
10/2/05	W	19-7	Alamodome	58,688
9/27/09	W	27-7	Ralph Wilson Stadium	70,261
10/27/13	W	35-17	Mercedes-Benz Superdome	72,405
11/12/17	W	47-10	New Era Field	67,501

Carolina Panthers (23-25-0)

10/22/95	L	3-20	Clemson Memorial Std.	55,484
11/26/95	W	34-26	Louisiana Superdome	39,580
9/8/96	L	20-22	Louisiana Superdome	43,288
10/20/96	L	7-19	Ericsson Stadium	70,888
10/19/97	L	0-13	Louisiana Superdome	50,963
11/30/97	W	16-13	Ericsson Stadium	57,957
9/13/98	W	19-14	Louisiana Superdome	51,915
11/1/98	L	17-31	Ericsson Stadium	62,514
9/12/99	W	19-10	Louisiana Superdome	58,166
1/2/00	L	13-45	Ericsson Stadium	56,929
10/15/00	W	24-6	Louisiana Superdome	50,015
11/12/00	W	20-10	Ericsson Stadium	72,981
10/14/01	W	27-25	Ericsson Stadium	72,049
12/2/01	W	27-23	Louisiana Superdome	70,020
11/10/02	W	34-24	Ericsson Stadium	72,566
12/29/02	L	6-10	Louisiana Superdome	66,946
10/5/03	L	13-19	Ericsson Stadium	72,496
10/26/03	L	20-23	Louisiana Superdome	68,370
12/05/04	L	21-32	Louisiana Superdome	58,878
1/2/05	W	21-18	Bank of America Stadium	73,302
9/11/05	W	23-20	Bank of America Stadium	72,920
12/18/05	L	10-27	Tiger Stadium	32,551
10/1/06	L	18-21	Bank of America Stadium	73,392
12/31/06	L	21-31	Louisiana Superdome	69,569
10/7/07	L	13-16	Louisiana Superdome	70,001
11/25/07	W	31-6	Bank of America Stadium	72,032
10/19/08	L	7-30	Bank of America Stadium	73,687
12/28/08	L	31-33	Louisiana Superdome	69,999
11/8/09	W	30-20	Louisiana Superdome	70,011
1/3/10	L	10-23	Bank of America Stadium	73,047
10/3/10	W	16-14	Louisiana Superdome	70,016
11/7/10	W	34-3	Bank of America Stadium	73,191
10/9/11	W	30-27	Bank of America Stadium	72,679
1/1/12	W	45-17	Mercedes-Benz Superdome	73,065
9/16/12	L	27-35	Bank of America Stadium	72,879
12/30/12	L	38-44	Mercedes-Benz Superdome	73,124
12/8/13	W	31-13	Mercedes-Benz Superdome	73,089
12/22/13	L	13-17	Bank of America Stadium	73,825
10/30/14	W	28-10	Bank of America Stadium	73,663
12/7/14	L	10-41	Mercedes-Benz Superdome	73,006
9/27/15	L	22-27	Bank of America Stadium	73,402
12/6/15	L	38-41	Mercedes-Benz Superdome	73,097

10/16/16	W	41-38	Mercedes-Benz Superdome	73,138
11/17/16	L	20-23	Bank of America Stadium	73,288
9/24/17	W	34-13	Bank of America Stadium	73,775
12/3/17	W	31-21	Mercedes-Benz Superdome	73,171
12/17/18	W	12-9	Bank of America Stadium	74,188
12/30/18	L	14-33	Mercedes-Benz Superdome	73,028

Chicago Bears (15-13-0)

12/1/68	L	17-23	Tulane Stadium	78,285
12/20/70	L	3-24	Tulane Stadium	63,518
10/10/71	L	14-35	Soldier Field	55,049
10/7/73	W	21-16	Tulane Stadium	56,561
10/6/74	L	10-24	Soldier Field	45,818
12/21/75	L	17-42	Louisiana Superdome	33,371
10/2/77	W	42-24	Soldier Field	51,488
9/14/80	L	3-22	Soldier Field	62,523
9/19/82	W	10-0	Soldier Field	56,600
9/18/83	W	34-31	Louisiana Superdome	64,692
10/7/84	L	7-20	Soldier Field	53,752
10/18/87	W	19-17	Soldier Field	46,813
10/27/91	L	17-20	Louisiana Superdome	68,591
9/13/92	W	28-6	Louisiana Superdome	68,591
10/9/94	L	7-17	Soldier Field	63,822
10/13/96	W	27-24	Louisiana Superdome	43,512
10/5/97	W	20-17	Soldier Field	58,865
10/3/99	L	10-14	Soldier Field	66,944
10/8/00	W	31-10	Soldier Field	66,944
9/22/02	W	29-23	Memorial Stadium	63,216
10/12/03	W	20-13	Louisiana Superdome	68,390
11/6/05	L	17-20	Tiger Stadium	32,637
12/30/07	L	25-33	Soldier Field	62,064
12/11/08	L	24-27	Soldier Field	61,692
9/18/11	W	30-13	Louisiana Superdome	73,019
10/6/13	W	26-18	Soldier Field	62,361
12/15/14	W	31-15	Soldier Field	60,996
10/29/17	W	20-12	Mercedes-Benz Superdome	73,192

Cincinnati Bengals (7-7-0)

11/29/70	L	6-26	Riverfront Stadium	59,342
9/28/75	L	0-21	Louisiana Superdome	52,531
9/24/78	W	20-18	Riverfront Stadium	40,455
10/25/81	W	17-7	Louisiana Superdome	46,336
12/9/84	L	21-24	Louisiana Superdome	40,855
12/20/87	W	41-24	Riverfront Stadium	43,424
11/4/90	W	21-7	Riverfront Stadium	60,067
1/2/94	W	20-13	Louisiana Superdome	58,036
9/15/96	L	15-30	Riverfront Stadium	45,412
12/22/02	L	13-20	Paul Brown Stadium	43,544
11/19/06	L	16-31	Louisiana Superdome	68,001
12/5/10	W	34-30	Paul Brown Stadium	59,963
11/16/14	L	10-27	Mercedes-Benz Superdome	73,073
11/11/18	W	51-14	Paul Brown Stadium	52,492

Cleveland Browns (5-13-0)

10/1/67	L	7-42	Tulane Stadium	77,045
9/15/68	L	10-24	Tulane Stadium	74,215
11/10/68	L	17-35	Municipal Stadium	71,025
10/12/69	L	17-27	Tulane Stadium	71,274
12/12/71	L	17-21	Tulane Stadium	72,794
11/30/75	L	16-17	Municipal Stadium	44,753
10/8/78	L	16-24	Louisiana Superdome	50,158
10/18/81	L	17-20	Municipal Stadium	76,059
10/28/84	W	16-14	Municipal Stadium	52,489
9/13/87	W	28-21	Louisiana Superdome	59,900

SERIES RECORDS

10/14/90	W	25-20	Louisiana Superdome	68,608
12/5/93	L	13-17	Municipal Stadium	60,388
10/31/99	L	16-21	Louisiana Superdome	48,817
11/24/02	L	15-24	Louisiana Superdome	68,295
9/10/06	W	19-14	Cleveland Browns Stadium	72,915
10/24/10	L	17-30	Louisiana Superdome	70,077
9/14/14	L	24-26	FirstEnergy Stadium	67,407
9/16/18	W	21-18	Mercedes-Benz Superdome	73,086

Dallas Cowboys (12-17-0)

10/15/67	L	10-14	Cotton Bowl	64,128
11/12/67	L	10-27	Tulane Stadium	83,437
11/3/68	L	3-17	Tulane Stadium	84,728
9/28/69	L	17-21	Tulane Stadium	79,567
11/9/69	L	17-33	Cotton Bowl	68,282
10/17/71	W	24-14	Tulane Stadium	83,088
9/24/73	L	3-40	Texas Stadium	52,715
9/19/76	L	6-24	Louisiana Superdome	61,413
11/19/78	L	7-27	Texas Stadium	57,920
12/19/82	L	7-21	Texas Stadium	64,506
9/25/83	L	20-21	Texas Stadium	62,136
10/21/84	L	27-30 ot	Texas Stadium	50,966
10/3/88	W	20-17	Louisiana Superdome	68,474
9/10/89	W	28-0	Louisiana Superdome	66,977
12/2/90	L	13-17	Texas Stadium	60,087
12/8/91	L	14-23	Texas Stadium	64,530
12/19/94	L	16-24	Louisiana Superdome	67,323
12/6/98	W	22-3	Louisiana Superdome	65,065
12/24/99	W	31-24	Louisiana Superdome	47,835
12/28/03	W	13-7	Louisiana Superdome	68,451
12/12/04	W	27-13	Texas Stadium	64,056
12/10/06	W	42-17	Texas Stadium	63,722
12/19/09	L	17-24	Louisiana Superdome	70,213
11/25/10	W	30-27	Cowboys Stadium	93,985
12/23/12	W	34-31 ot	Cowboys Stadium	92,570
10/11/13	W	49-17	Mercedes-Benz Superdome	73,018
9/28/14	L	17-38	AT&T Stadium	91,176
10/4/15	W	26-20 ot	Mercedes-Benz Superdome	73,009
11/29/18	L	10-13	AT&T Stadium	93,004

Denver Broncos (2-9-0)

11/22/70	L	6-31	Tulane Stadium	66,837
10/13/74	L	17-33	Mile High Stadium	51,881
11/4/79	L	3-10	Mile High Stadium	74,482
9/15/85	L	23-34	Mile High Stadium	74,488
11/20/88	W	42-0	Louisiana Superdome	68,075
12/24/94	W	30-28	Mile High Stadium	64,445
12/3/00	L	23-38	Louisiana Superdome	64,900
11/21/04	L	13-34	Louisiana Superdome	64,900
9/21/08	L	32-34	INVESCO Field	75,713
10/28/12	L	14-34	SportsAuth. Fld.at Mile High	76,832
11/13/16	L	23-25	Mercedes-Benz Superdome	73,138

Detroit Lions (12-12-1)

11/24/68	T	20-20	Tiger Stadium	46,152
11/8/70	W	19-17	Tulane Stadium	66,910
11/19/72	L	14-27	Tiger Stadium	53,752
10/14/73	W	20-13	Tulane Stadium	57,810
11/3/74	L	14-19	Tiger Stadium	43,256
11/14/76	W	17-16	Louisiana Superdome	42,048
9/25/77	L	19-23	Silverdome	51,458
10/21/79	W	17-7	Louisiana Superdome	57,428
10/12/80	L	13-24	Silverdome	78,147
9/18/88	W	22-14	Silverdome	32,943

12/3/89	L	14-21	Silverdome	38,550
10/28/90	L	10-27	Louisiana Superdome	64,368
10/4/92	W	13-7	Silverdome	66,971
9/19/93	W	14-3	Louisiana Superdome	69,039
9/21/97	W	35-17	Louisiana Superdome	50,016
9/3/00	L	10-14	Louisiana Superdome	64,900
9/29/02	L	21-26	Ford Field	60,023
12/24/05	L	12-13	Alamodome	63,747
12/21/08	W	42-7	Ford Field	49,309
9/13/09	W	45-27	Louisiana Superdome	69,719
12/4/11	W	31-17	Mercedes-Benz Superdome	73,042
10/19/14	L	23-24	Ford Field	63,271
12/21/15	L	27-35	Mercedes-Benz Superdome	73,017
12/4/16	L	13-28	Mercedes-Benz Superdome	73,137
10/15/17	W	52-38	Mercedes-Benz Superdome	73,117

Green Bay Packers (9-16-0)

11/17/68	L	7-29	Milwaukee County Std.	49,644
11/28/71	W	29-21	Milwaukee County Std.	48,035
12/17/72	L	20-30	Tulane Stadium	65,881
12/2/73	L	10-30	Milwaukee County Std.	46,092
10/12/75	W	20-19	Louisiana Superdome	51,371
11/7/76	L	27-32	Milwaukee County Std.	52,936
9/18/77	L	20-24	Louisiana Superdome	56,250
9/10/78	L	17-28	Milwaukee County Std.	54,336
9/9/79	L	19-28	Milwaukee County Std.	53,184
12/13/81	L	7-35	Louisiana Superdome	45,518
11/4/84	L	13-23	Louisiana Superdome	57,426
11/17/85	L	14-38	Milwaukee County Std.	52,104
9/14/86	W	24-10	Louisiana Superdome	46,383
12/27/87	W	33-24	Louisiana Superdome	68,364
9/17/89	L	34-35	Lambeau Field	55,809
11/14/93	L	17-19	Louisiana Superdome	69,043
12/16/95	L	23-34	Louisiana Superdome	50,132
9/15/02	W	35-20	Louisiana Superdome	67,958
10/9/05	L	3-52	Lambeau Field	70,580
9/17/06	W	34-27	Lambeau Field	72,915
11/24/08	W	51-29	Louisiana Superdome	70,668
9/8/11	L	34-42	Lambeau Field	70,555
9/30/12	L	27-28	Lambeau Field	70,571
10/26/14	W	44-23	Mercedes-Benz Superdome	73,146
11/12/17	W	26-17	Lambeau Field	78,380

Houston Texans (2-2-0)

9/14/03	W	31-10	Louisiana Superdome	68,390
11/18/07	L	10-23	Reliant Stadium	70,780
9/25/11	W	40-33	Louisiana Superdome	73,002
11/29/15	L	6-24	NRG Stadium	71,778

Indianapolis Colts (7-5-0)

12/10/67	L	10-30	Memorial Stadium	60,238
10/19/69	L	10-30	Tulane Stadium	80,636
9/30/73	L	10-14	Memorial Stadium	52,293
10/12/86	W	17-14	Hoosier Dome	53,512
12/24/89	W	41-6	Louisiana Superdome	49,009
11/12/95	W	17-14	Louisiana Superdome	44,122
9/27/98	W	19-13 ot	RCA Dome	48,480
11/18/01	W	34-20	Louisiana Superdome	70,020
9/28/03	L	21-55	Louisiana Superdome	70,020
9/6/07	L	10-41	RCA Dome	57,361
10/23/11	W	62-7	Mercedes-Benz Superdome	73,012
10/25/15	W	27-21	Lucas Oil Stadium	66,420

SERIES RECORDS

Jacksonville Jaguars (4-2-0)

10/6/96	W	17-13	Louisiana Superdome	34,231
11/21/99	L	23-41	ALLTEL Stadium	69,772
12/21/03	L	19-20	ALLTEL Stadium	49,207
11/4/07	W	41-24	Louisiana Superdome	70,009
10/2/11	W	23-10	EverBank Field	62,471
12/27/15	W	38-27	Mercedes-Benz Superdome	73,064

Kansas City Chiefs (5-6-0)

9/25/72	L	17-20	Tulane Stadium	70,793
9/26/76	W	27-17	Arrowhead Stadium	53,918
11/21/82	W	27-17	Louisiana Superdome	39,341
9/8/85	L	27-47	Louisiana Superdome	57,760
9/8/91	W	17-10	Arrowhead Stadium	74,816
9/4/94	L	17-30	Louisiana Superdome	69,362
12/21/97	L	13-25	Arrowhead Stadium	66,772
11/14/04	W	27-20	Louisiana Superdome	64,900
11/16/08	W	30-20	Arrowhead Stadium	74,159
9/23/12	L	24-27	Mercedes-Benz Superdome	72,226
10/23/16	L	21-27	Arrowhead Stadium	76,282

Los Angeles Chargers (5-7-0)

11/18/73	L	14-17	San Diego Stadium	34,848
10/9/77	L	0-14	Louisiana Superdome	53,942
12/9/79	L	0-35	Louisiana Superdome	61,059
10/9/88	W	23-17	Jack Murphy Stadium	42,693
11/17/91	L	21-24	Jack Murphy Stadium	48,420
10/16/94	L	22-36	Louisiana Superdome	50,565
9/7/97	L	6-20	Louisiana Superdome	65,760
9/10/00	W	28-27	Qualcomm Stadium	51,300
11/7/04	L	17-43	Qualcomm Stadium	59,662
10/26/08	W	37-32	Wembley Stadium	83,226
10/7/12	W	31-24	Mercedes-Benz Superdome	73,109
10/2/16	W	35-34	Qualcomm Stadium	60,641

Los Angeles Rams (33-41-0)

9/17/67	L	13-27	Tulane Stadium	80,879
10/5/69	L	17-36	L.A. Memorial Col.	54,789
11/1/70	L	17-30	Tulane Stadium	77,861
12/6/70	L	16-34	L.A. Memorial Col.	66,410
9/19/71	W	24-20	Tulane Stadium	70,915
12/5/71	L	28-45	L.A. Memorial Col.	73,610
9/17/72	L	14-34	L.A. Memorial Col.	66,303
11/26/72	W	19-16	Tulane Stadium	64,325
11/11/73	L	7-29	L.A. Memorial Col.	70,358
11/25/73	L	13-24	Tulane Stadium	67,192
9/22/74	L	0-24	L.A. Memorial Col.	64,178
11/17/74	W	20-7	Tulane Stadium	57,287
10/26/75	L	14-38	L.A. Memorial Col.	54,723
12/7/75	L	7-14	Louisiana Superdome	39,958
10/24/76	L	10-16	Louisiana Superdome	51,984
11/28/76	L	14-33	L.A. Memorial Col.	54,906
10/16/77	L	7-14	L.A. Memorial Col.	46,045
10/30/77	W	27-26	Louisiana Superdome	59,023
10/1/78	L	20-26	Louisiana Superdome	61,659
10/22/78	W	10-3	L.A. Memorial Col.	47,574
10/7/79	L	17-35	Louisiana Superdome	68,986
12/16/79	W	29-14	L.A. Memorial Col.	53,879
11/2/80	L	31-45	Anaheim Stadium	59,909
11/24/80	L	7-27	Louisiana Superdome	53,448
9/13/81	W	23-17	Louisiana Superdome	62,063
11/8/81	W	21-13	Anaheim Stadium	61,068
9/11/83	L	27-30	Anaheim Stadium	45,572

12/18/83	L	24-26	Louisiana Superdome	70,148
10/14/84	L	10-28	Louisiana Superdome	63,161
12/2/84	L	21-34	Anaheim Stadium	49,348
11/3/85	L	10-28	Anaheim Stadium	49,030
12/1/85	W	29-3	Louisiana Superdome	44,122
11/9/86	W	6-0	Louisiana Superdome	62,352
11/23/86	L	13-26	Anaheim Stadium	58,600
10/4/87	W	37-10	Louisiana Superdome	29,745
11/8/87	W	31-14	Anaheim Stadium	43,379
10/30/88	L	10-12	Louisiana Superdome	68,238
11/13/88	W	14-10	Anaheim Stadium	63,305
10/22/89	W	40-21	Anaheim Stadium	57,567
11/26/89	L	17-20	Louisiana Superdome	64,274
12/9/90	W	24-20	Anaheim Stadium	56,864
12/31/90	W	20-17	Louisiana Superdome	68,647
9/15/91	W	24-7	Louisiana Superdome	68,583
11/3/91	W	24-17	Anaheim Stadium	58,713
10/11/92	W	13-10	Louisiana Superdome	68,591
12/13/92	W	37-14	Anaheim Stadium	47,355
10/3/93	W	37-6	Anaheim Stadium	50,709
12/12/93	L	20-23	Louisiana Superdome	69,033
10/23/94	W	37-34	Louisiana Superdome	47,908
12/4/94	W	31-15	Anaheim Stadium	34,960
9/10/95	L	13-17	Busch Stadium	59,335
11/5/95	W	19-10	Louisiana Superdome	43,120
12/1/96	L	10-26	Louisiana Superdome	26,310
12/21/96	L	13-14	Trans World Dome	57,681
8/31/97	L	24-38	Trans World Dome	64,575
12/7/97	L	27-34	Louisiana Superdome	54,803
9/6/98	W	24-17	Trans World Dome	56,943
11/15/98	W	24-3	Louisiana Superdome	46,430
11/28/99	L	12-43	Trans World Dome	65,864
12/12/99	L	14-30	Louisiana Superdome	46,838
11/26/00	W	31-24	Trans World Dome	66,064
12/24/00	L	21-26	Louisiana Superdome	64,900
10/28/01	W	34-31	Dome at America's Cen.	66,189
12/17/01	L	21-34	Louisiana Superdome	70,332
9/26/04	W	28-25	Edward Jones Dome	65,856
10/23/05	L	17-28	Edward Jones Dome	64,586
11/11/07	L	29-37	Louisiana Superdome	70,003
11/15/09	W	28-23	Edward Jones Dome	59,858
12/12/10	W	31-13	Louisiana Superdome	70,015
10/30/11	L	21-31	Edward Jones Dome	57,179
12/15/13	L	16-27	Edward Jones Dome	58,442
11/27/16	W	49-21	Mercedes-Benz Superdome	73,067
11/26/17	L	20-26	L.A. Memorial Col.	62,006
11/4/18	W	45-35	Mercedes-Benz Superdome	73,086

Miami Dolphins (6-6-0)

11/15/70	L	10-21	Orange Bowl	42,866
11/10/74	L	0-21	Tulane Stadium	74,289
9/28/80	L	16-21	Orange Bowl	40,946
10/2/83	W	17-7	Louisiana Superdome	66,489
12/7/86	L	27-31	Louisiana Superdome	64,761
11/29/92	W	24-13	Louisiana Superdome	68,591
10/15/95	W	33-30	Louisiana Superdome	55,628
11/29/98	L	10-30	Pro Player Stadium	73,216
10/30/05	L	6-21	Tiger Stadium	61,643
10/25/09	W	46-34	LandShark Stadium	66,689
9/30/13	W	38-17	Mercedes-Benz Superdome	73,118
10/1/17	W	20-0	Wembley Stadium	84,423

Minnesota Vikings (11-19-0)

10/13/68	W	20-17	Tulane Stadium	71,105
9/27/70	L	0-26	Metropolitan Stadium	47,900
11/21/71	L	10-23	Tulane Stadium	83,130

SERIES RECORDS

11/5/72	L	6-37	Metropolitan Stadium	49,784
12/1/74	L	9-29	Metropolitan Stadium	44,202
11/16/75	L	7-20	Louisiana Superdome	52,765
9/12/76	L	9-40	Louisiana Superdome	58,156
9/3/78	W	31-24	Louisiana Superdome	54,187
11/30/80	L	20-23	Louisiana Superdome	30,936
11/15/81	L	10-20	Metropolitan Stadium	45,215
11/27/83	W	17-16	Louisiana Superdome	59,502
11/24/85	W	30-23	Metrodome	54,117
12/21/86	L	17-33	Metrodome	51,209
12/4/88	L	3-45	Metrodome	61,215
9/16/90	L	3-32	Metrodome	56,272
9/22/91	W	26-0	Louisiana Superdome	68,591
11/28/93	W	17-14	Metrodome	53,030
11/6/94	L	20-21	Metrodome	57,564
11/19/95	L	24-43	Metrodome	58,108
11/8/98	L	24-31	Metrodome	63,779
10/7/01	W	28-15	Louisiana Superdome	70,020
12/15/02	L	31-32	Louisiana Superdome	67,851
10/17/04	L	31-38	Louisiana Superdome	64,900
9/25/05	L	16-33	Metrodome	63,952
10/6/08	L	27-30	Louisiana Superdome	70,015
9/9/10	W	14-9	Louisiana Superdome	70,051
12/18/11	W	42-20	Mall of America Field	62,623
9/21/14	W	20-9	Mercedes-Benz Superdome	73,005
9/11/17	L	19-29	U.S. Bank Stadium	66,606
10/28/18	W	30-20	U.S. Bank Stadium	66,801

12/14/03	W	45-7	Louisiana Superdome	68,399
9/19/05	L	10-27	Giants Stadium	68,031
12/24/06	W	30-7	Giants Stadium	78,539
10/18/09	W	48-27	Louisiana Superdome	70,011
11/28/11	W	49-24	Mercedes-Benz Superdome	73,068
12/9/12	L	27-52	MetLife Stadium	81,437
11/1/15	W	52-49	Mercedes-Benz Superdome	73,019
9/18/16	L	13-16	MetLife Stadium	77,727
9/30/18	W	33-18	MetLife Stadium	78,213

New York Jets (7-6-0)

12/3/72	L	17-18	Shea Stadium	62,496
12/4/77	L	13-16	Louisiana Superdome	40,464
12/14/80	W	21-20	Shea Stadium	38,077
11/21/83	L	28-31	Louisiana Superdome	68,606
10/26/86	L	23-28	Giants Stadium	44,246
10/15/89	W	29-14	Louisiana Superdome	59,521
12/26/92	W	20-0	Giants Stadium	45,614
12/24/95	W	12-0	Giants Stadium	28,885
11/4/01	L	9-16	Louisiana Superdome	70,020
11/27/05	W	21-19	Giants Stadium	77,152
10/4/09	W	24-10	Louisiana Superdome	70,009
11/3/13	L	20-26	MetLife Stadium	76,957
12/17/17	W	31-19	Mercedes-Benz Superdome	73,018

New England Patriots (4-10-0)

12/10/72	L	10-17	Tulane Stadium	64,889
12/5/76	L	6-27	Schaefer Stadium	53,592
12/21/80	L	27-38	Louisiana Superdome	38,277
12/4/83	L	0-7	Sullivan Stadium	24,579
11/30/86	L	20-21	Louisiana Superdome	58,259
11/12/89	W	28-24	Sullivan Stadium	47,680
11/8/92	W	31-14	Foxboro Stadium	45,413
12/3/95	W	31-17	Foxboro Stadium	59,876
10/4/98	L	27-30	Louisiana Superdome	56,172
11/25/01	L	17-34	Foxboro Stadium	60,292
12/20/05	L	17-24	Gillette Stadium	68,756
11/30/09	W	38-17	Louisiana Superdome	70,768
10/13/13	L	27-30	Gillette Stadium	68,756
9/17/17	L	20-36	Mercedes-Benz Superdome	73,168

Oakland Raiders (6-6-1)

11/7/71	T	21-21	Tulane Stadium	83,102
11/9/75	L	10-48	Oakland Coliseum	51,267
12/3/79	L	35-42	Louisiana Superdome	65,541
10/13/85	L	13-23	L.A. Memorial Col.	48,152
10/23/88	W	20-6	Louisiana Superdome	66,249
12/16/91	W	27-0	Louisiana Superdome	68,625
11/20/94	L	19-24	L.A. Memorial Col.	41,722
11/9/97	W	13-10	Oakland Coliseum	40,091
11/19/00	L	22-31	Louisiana Superdome	64,900
10/24/04	W	31-26	Network Assoc. Col.	45,337
10/12/08	W	34-3	Louisiana Superdome	70,068
11/18/12	W	38-17	O.co Coliseum	56,880
9/11/16	L	34-35	Mercedes-Benz Superdome	73,028

Philadelphia Eagles (12-16-0)

11/5/67	W	31-24	Tulane Stadium	59,596
11/19/67	L	21-48	Franklin Field	60,751
12/8/68	L	17-29	Franklin Field	57,128
10/26/69	L	10-13	Franklin Field	60,568
11/30/69	W	26-17	Tulane Stadium	72,805
10/29/72	W	21-3	Tulane Stadium	65,664
10/27/74	W	14-10	Tulane Stadium	64,257
11/6/77	L	7-28	Veterans Stadium	53,482
9/17/78	L	17-24	Louisiana Superdome	49,242
9/16/79	L	14-26	Louisiana Superdome	54,212
11/9/80	L	21-34	Louisiana Superdome	44,340
10/11/81	L	14-31	Louisiana Superdome	52,728
12/11/83	W	20-17	Veterans Stadium	45,182
10/6/85	W	23-21	Louisiana Superdome	56,364
9/20/87	L	17-27	Veterans Stadium	57,485
12/18/89	W	30-20	Louisiana Superdome	59,218
10/13/91	W	13-6	Veterans Stadium	64,224
9/6/92	L	13-15	Veterans Stadium	63,513
12/26/93	L	26-37	Veterans Stadium	50,085
10/1/95	L	10-15	Louisiana Superdome	43,938
9/24/00	L	7-21	Louisiana Superdome	64,900
11/23/03	L	20-33	Lincoln Financial Field	67,802
10/15/06	W	27-24	Louisiana Superdome	68,269

New York Giants (14-16-0)

10/8/67	L	21-27	Yankee Stadium	62,670
10/6/68	L	21-38	Yankee Stadium	60,967
11/16/69	W	25-24	Yankee Stadium	62,927
10/4/70	W	14-10	Tulane Stadium	69,126
10/8/72	L	21-45	Yankee Stadium	62,507
12/14/75	L	14-28	Shea Stadium	40,150
10/29/78	W	28-17	Louisiana Superdome	58,807
9/30/79	W	24-14	Louisiana Superdome	51,543
9/20/81	L	7-20	Giants Stadium	69,814
12/15/84	W	10-3	Giants Stadium	63,739
10/27/85	L	13-21	Louisiana Superdome	54,082
9/28/86	L	17-20	Giants Stadium	72,669
11/22/87	W	23-14	Louisiana Superdome	67,639
11/27/88	L	12-13	Louisiana Superdome	66,526
12/20/93	L	14-24	Louisiana Superdome	69,036
10/2/94	W	27-22	Louisiana Superdome	55,076
9/24/95	L	29-45	Giants Stadium	72,619
12/15/96	W	17-3	Giants Stadium	52,530
9/28/97	L	9-14	Giants Stadium	68,891
10/24/99	L	3-31	Giants Stadium	77,982
9/30/01	L	13-21	Giants Stadium	78,451

SERIES RECORDS

12/23/07	L	23-28	Louisiana Superdome	70,011
9/20/09	W	48-22	Lincoln Financial Field	69,144
11/5/12	W	28-13	Mercedes-Benz Superdome	73,099
10/11/15	L	17-39	Lincoln Financial Field	69,296
11/18/18	W	48-7	Mercedes-Benz Superdome	73,042

Pittsburgh Steelers (9-7-0)

10/29/67	L	10-14	Tulane Stadium	68,911
10/20/68	W	16-12	Pitt Stadium	32,303
12/15/68	W	24-14	Tulane Stadium	66,131
12/21/69	W	27-24	Tulane Stadium	72,256
11/25/74	L	7-28	Tulane Stadium	71,907
11/5/78	L	14-20	Three Rivers Stadium	48,526
10/4/81	L	6-20	Louisiana Superdome	64,578
11/19/84	W	27-24	Louisiana Superdome	66,005
11/29/87	W	20-16	Three Rivers Stadium	47,896
12/16/90	L	6-9	Louisiana Superdome	68,582
11/07/93	L	14-37	Three Rivers Stadium	56,056
10/6/02	W	32-29	Louisiana Superdome	67,734
11/12/06	L	31-38	Heinz Field	61,911
10/31/10	W	20-10	Louisiana Superdome	70,011
11/30/14	W	35-32	Heinz Field	61,196
12/23/18	W	31-28	Mercedes-Benz Superdome	73,086

San Francisco 49ers (26-47-2)

10/22/67	L	13-27	Kezar Stadium	34,285
11/23/69	W	43-38	Tulane Stadium	71,448
10/18/70	T	20-20	Kezar Stadium	39,446
12/13/70	L	27-38	Tulane Stadium	61,940
9/26/71	L	20-38	Tulane Stadium	81,595
11/14/71	W	26-20	Candlestick Park	45,138
10/1/72	L	2-37	Tulane Stadium	69,840
10/22/72	T	20-20	Candlestick Park	59,167
10/21/73	L	0-40	Candlestick Park	52,881
12/9/73	W	16-10	Tulane Stadium	62,490
9/15/74	L	13-17	Tulane Stadium	65,071
12/15/74	L	21-35	Candlestick Park	40,418
10/19/75	L	21-35	Candlestick Park	39,990
11/23/75	L	6-16	Louisiana Superdome	40,328
10/17/76	L	3-33	Candlestick Park	43,160
12/12/76	L	7-27	Louisiana Superdome	42,536
11/13/77	L	7-10 ot	Louisiana Superdome	41,564
11/27/77	L	17-20	Candlestick Park	33,702
10/15/78	W	14-7	Candlestick Park	37,671
12/3/78	W	24-13	Louisiana Superdome	50,068
9/23/79	W	30-21	Candlestick Park	39,727
11/11/79	W	31-20	Louisiana Superdome	65,551
9/7/80	L	23-26	Louisiana Superdome	58,621
12/7/80	L	35-38 ot	Candlestick Park	37,949
9/27/81	L	14-21	Candlestick Park	44,433
12/20/81	L	17-21	Louisiana Superdome	43,639
11/28/82	W	23-20	Candlestick Park	51,611
10/16/83	L	13-32	Louisiana Superdome	68,154
11/13/83	L	0-27	Candlestick Park	40,022
9/16/84	L	20-30	Candlestick Park	57,611
11/25/84	L	3-35	Louisiana Superdome	65,117
9/29/85	W	20-17	Candlestick Park	58,053
12/15/85	L	19-31	Louisiana Superdome	46,065
9/21/86	L	17-26	Louisiana Superdome	58,297
11/2/86	W	23-10	Louisiana Superdome	53,234
10/25/87	L	22-24	Louisiana Superdome	60,497
11/15/87	W	26-24	Candlestick Park	60,436
9/4/88	L	33-34	Louisiana Superdome	66,357
12/11/88	L	17-30	Candlestick Park	62,977
10/8/89	L	20-24	Louisiana Superdome	60,488
11/6/89	L	13-31	Candlestick Park	60,667

9/10/90	L	12-13	Louisiana Superdome	68,629
12/23/90	W	13-10	Candlestick Park	60,112
11/10/91	W	10-3	Louisiana Superdome	68,591
12/1/91	L	24-38	Candlestick Park	62,092
9/27/92	L	10-16	Louisiana Superdome	68,591
11/15/92	L	20-21	Candlestick Park	64,895
9/26/93	W	16-13	Louisiana Superdome	69,041
11/22/93	L	7-42	Candlestick Park	66,500
9/25/94	L	13-24	Candlestick Park	63,971
11/28/94	L	14-35	Louisiana Superdome	61,304
9/3/95	L	22-24	Louisiana Superdome	66,627
10/29/95	W	11-7	3Com Park	65,272
9/1/96	L	11-27	3Com Park	63,970
11/3/96	L	17-24	Louisiana Superdome	53,297
9/14/97	L	7-33	3Com Park	61,838
10/26/97	L	0-23	Louisiana Superdome	60,443
11/11/98	L	0-31	Louisiana Superdome	62,811
11/22/98	L	20-31	3Com Park	68,429
9/19/99	L	21-28	3Com Park	67,685
11/14/99	W	24-6	Louisiana Superdome	52,198
11/5/00	W	31-15	Louisiana Superdome	64,900
12/10/00	W	31-27	3Com Park	67,892
11/11/01	L	27-28	3Com Park	68,083
1/6/02	L	0-38	Louisiana Superdome	70,020
10/20/02	W	35-27	Louisiana Superdome	67,903
9/19/04	W	30-27	Louisiana Superdome	64,900
12/03/06	W	34-10	Louisiana Superdome	68,241
10/28/07	W	31-10	Monster Park	68,244
9/28/08	W	31-17	Louisiana Superdome	70,008
9/20/10	W	25-22	Candlestick Park	69,732
11/25/12	L	21-31	Mercedes-Benz Superdome	73,147
11/17/13	W	23-20	Mercedes-Benz Superdome	73,025
11/9/14	L	24-27 ot	Mercedes-Benz Superdome	73,129
11/6/16	W	41-23	Levi's Stadium	70,178

Seattle Seahawks (7-6-0)

11/21/76	W	51-27	Kingdome	61,865
11/18/79	L	24-38	Kingdome	60,055
11/10/85	L	3-27	Louisiana Superdome	47,365
10/16/88	W	20-19	Kingdome	63,569
9/1/91	W	27-24	Louisiana Superdome	68,492
11/16/97	W	20-17 ot	Louisiana Superdome	50,493
9/17/00	L	10-20	Husky Stadium	59,513
9/7/03	L	10/27	Seahawks Stadium	52,250
9/12/04	L	7-21	Louisiana Superdome	64,900
10/14/07	W	28-17	Qwest Field	68,296
11/21/10	W	34-19	Louisiana Superdome	70,015
12/2/13	L	7-34	Century Link Field	68,387
10/30/16	W	25-20	Mercedes-Benz Superdome	73,188

Tampa Bay Buccaneers (33-21-0)

12/11/77	L	14-33	Louisiana Superdome	40,124
12/17/78	W	17-10	Tampa Stadium	51,207
10/14/79	W	42-14	Tampa Stadium	67,640
11/29/81	L	14-31	Louisiana Superdome	62,209
12/5/82	L	10-13	Louisiana Superdome	61,709
10/23/83	W	24-21	Tampa Stadium	48,242
9/9/84	W	17-13	Louisiana Superdome	54,686
9/22/85	W	20-13	Louisiana Superdome	45,320
10/19/86	W	38-7	Louisiana Superdome	43,355
12/6/87	W	44-34	Louisiana Superdome	66,471
9/25/88	W	13-9	Louisiana Superdome	66,671
9/24/89	L	10-20	Tampa Stadium	44,053
11/11/90	W	35-7	Louisiana Superdome	67,865
10/20/91	W	23-7	Louisiana Superdome	68,591
11/1/92	W	23-21	Louisiana Superdome	68,591

SERIES RECORDS

9/18/94	W	9-7	Tampa Stadium	45,522
11/24/96	L	7-13	Houlihan's Stadium	40,203
10/25/98	W	9-3	Louisiana Superdome	52,695
11/7/99	L	16-31	Louisiana Superdome	47,129
12/23/01	L	21-48	Raymond James Stadium	65,526
9/8/02	W	26-20	ot Raymond James Stadium	65,554
12/1/02	W	23-20	Louisiana Superdome	68,226
11/2/03	W	17-14	Raymond James Stadium	65,524
12/7/03	L	7-14	Louisiana Superdome	68,442
10/10/04	L	17-20	Louisiana Superdome	64,900
12/19/04	W	21-17	Raymond James Stadium	65,075
12/4/05	L	3-10	Tiger Stadium	34,411
1/1/06	L	13-27	Raymond James Stadium	65,379
10/8/06	W	24-21	Louisiana Superdome	68,183
11/5/06	W	31-14	Raymond James Stadium	65,561
9/16/07	L	14-31	Raymond James Stadium	65,178
12/2/07	L	23-27	Louisiana Superdome	70,009
9/7/08	W	24-20	Louisiana Superdome	69,881
11/30/08	L	20-23	Raymond James Stadium	64,430
11/22/09	W	38-7	Raymond James Stadium	62,720
12/27/09	L	17-20	ot Louisiana Superdome	70,021
10/17/10	W	31-6	Raymond James Stadium	51,759
1/2/11	L	13-23	Louisiana Superdome	70,068
10/16/11	L	20-26	Raymond James Stadium	56,590
11/6/11	W	27-16	Mercedes-Benz Superdome	73,043
10/21/12	W	35-28	Raymond James Stadium	58,906
12/16/12	W	41-0	Mercedes-Benz Superdome	73,096
9/15/13	W	16-13	Raymond James Stadium	60,870
12/29/13	W	42-17	Mercedes-Benz Superdome	73,150
10/5/14	W	37-31	ot Mercedes-Benz Superdome	73,004
12/28/14	W	23-20	Raymond James Stadium	59,952
9/20/15	L	19-26	Mercedes-Benz Superdome	73,006
12/13/15	W	24-17	Raymond James Stadium	62,138
12/11/16	L	11-16	Raymond James Stadium	62,140
12/24/16	W	31-24	Mercedes-Benz Superdome	73,177
11/5/17	W	30-10	Mercedes-Benz Superdome	73,121
12/31/17	L	24-31	Raymond James Stadium	55,376
9/9/18	L	40-48	Mercedes-Benz Superdome	73,038
12/9/18	W	28-14	Raymond James Stadium	53,495

Tennessee Titans (5-8-1)

10/3/71	T	13-13	Astrodome	47,966
10/3/76	L	26-31	Louisiana Superdome	51,973
12/10/78	L	12-17	Louisiana Superdome	63,169
11/22/81	W	27-24	Astrodome	49,581
9/30/84	W	27-10	Astrodome	43,108
12/13/87	W	24-10	Louisiana Superdome	68,257
10/21/90	L	10-23	Astrodome	57,908
9/5/93	W	33-21	Louisiana Superdome	69,029
11/10/96	L	14-31	Louisiana Superdome	34,121
10/17/99	L	21-24	Louisiana Superdome	51,875
9/21/03	L	12-27	The Coliseum	68,809
9/24/07	L	14-31	Louisiana Superdome	70,002
12/11/11	W	22-17	LP Field	69,143
11/8/18	L	28-34	ot Mercedes-Benz Superdome	73,075

Washington Redskins (10-17-0)

9/24/67	L	10-30	Tulane Stadium	74,937
12/17/67	W	30-14	D.C. Stadium	50,486
9/22/68	W	37-17	Tulane Stadium	65,941
9/21/69	L	20-26	Tulane Stadium	73,147
12/14/69	L	14-17	R.F.K. Stadium	50,354
10/31/71	L	14-24	R.F.K. Stadium	53,041
10/28/73	W	19-3	Tulane Stadium	66,315

9/21/75	L	3-41	R.F.K. Stadium	54,414
10/28/79	W	14-10	R.F.K. Stadium	52,133
10/26/80	L	14-22	R.F.K. Stadium	51,375
12/26/82	L	10-27	Louisiana Superdome	48,667
10/5/86	L	6-14	Louisiana Superdome	57,378
11/6/88	L	24-27	R.F.K. Stadium	54,183
10/1/89	L	14-16	Louisiana Superdome	64,358
11/18/90	L	17-31	R.F.K. Stadium	52,573
11/23/92	W	20-3	Louisiana Superdome	68,591
9/11/94	L	24-38	Louisiana Superdome	58,049
12/30/01	L	10-40	Louisiana Superdome	70,020
10/13/02	W	43-27	FedExField	80,768
11/30/03	W	24-20	FedExField	76,821
12/17/06	L	10-16	Louisiana Superdome	69,052
9/14/08	L	24-29	FedExField	88,246
12/6/09	W	33-30	ot FedExField	84,520
9/9/12	L	32-40	Mercedes-Benz Superdome	72,180
11/15/15	L	14-47	FedExField	75,086
11/19/17	W	34-31	ot Mercedes-Benz Superdome	73,138
10/8/18	W	43-19	Mercedes-Benz Superdome	73,028

Postseason

Arizona Cardinals (1-0)			
1/16/10	W	45-14	Louisiana Superdome# 70,149
Atlanta Falcons (0-1)			
12/28/91	L	20-27	Louisiana Superdome* 68,794
Carolina Panthers (1-0)			
1/7/18	W	31-26	Mercedes-Benz Superdome* 73,186
Chicago Bears (0-2)			
1/6/91	L	6-16	Soldier Field* 60,767
1/21/07	L	14-39	Soldier Field% 61,817
Detroit Lions (1-0)			
1/7/12	W	45-28	Mercedes-Benz Superdome* 73,038
Indianapolis Colts (1-0)			
2/7/10	W	31-17	Sun Life Stadium\$ 74,059
Minnesota Vikings (1-3)			
1/3/87	L	10-44	Louisiana Superdome* 68,127
1/6/01	L	16-34	Metrodome# 63,881
1/24/10	W	31-28	ot Louisiana Superdome% 71,276
1/14/18	L	24-29	U.S. Bank Stadium# 66,612
Philadelphia Eagles (3-1)			
1/3/93	L	20-36	Louisiana Superdome* 68,893
1/13/07	W	27-24	Louisiana Superdome# 70,001
1/4/14	W	26-24	Lincoln Financial Field* 69,144
1/13/19	W	20-14	Mercedes-Benz Superdome# 73,027
Los Angeles/St. Louis Rams (1-1)			
12/30/00	W	31-28	Louisiana Superdome* 64,900
1/20/18	L	23-26	ot Mercedes-Benz Superdome% 73,028
San Francisco 49ers (0-1)			
1/14/12	L	32-36	Candlestick Park# 69,732
Seattle Seahawks (0-2)			
1/8/11	L	36-41	Qwest Field* 66,336
1/11/14	L	15-23	CenturyLink Field# 68,388

* - NFC Wild Card Playoff; # - NFC Divisional Playoff
% - NFC Championship; \$ - Super Bowl

ATTENDANCE FIGURES

Year	Combined			Home			Road		
	Total	Games	Avg.	Total	Games	Avg.	Total	Games	Avg.
1967	901,971	14	64,427	528,242	7	75,463	373,729	7	53,390
1968	882,121	14	63,009	519,426	7	74,203	362,695	7	51,814
1969	921,972	14	65,855	521,133	7	74,447	400,839	7	57,262
1970	843,342	14	60,238	483,234	7	69,033	360,108	7	51,444
1971	932,267	14	66,590	550,578	7	78,654	381,689	7	54,527
1972	880,545	14	62,896	467,686	7	66,812	412,859	7	58,980
1973	794,900	14	56,779	451,566	7	64,509	343,334	7	49,048
1974	788,156	14	56,296	452,236	7	64,605	335,920	7	47,988
1975	633,807	14	45,272	319,066	7	45,581	314,741	7	44,963
1976	714,135	14	51,010	359,631	7	51,376	354,504	7	50,643
1977	655,079	14	46,791	334,502	7	47,786	321,577	7	45,940
1978	850,823	16	53,176	457,613	8	57,202	393,210	8	49,151
1979	939,175	16	58,698	495,260	8	61,907	443,915	8	55,489
1980	807,652	16	50,478	384,855	8	48,109	422,797	8	52,850
1981	891,207	16	55,700	440,708	8	55,089	450,499	8	55,700
1982	467,978	9	51,988	255,726	5	51,145	212,252	4	53,063
1983	891,883	16	55,743	525,083	8	65,635	366,800	8	45,850
1984	884,588	16	55,287	472,625	8	59,078	411,963	8	51,495
1985	799,050	16	49,963	388,795	8	49,941	410,255	8	51,282
1986	864,368	16	54,023	453,672	8	56,709	410,696	8	51,337
1987	774,297	15	51,620	420,873	7	60,125	353,424	8	44,178
1988	960,942	16	60,059	531,156	8	66,395	429,786	8	53,723
1989	916,534	16	57,283	488,998	8	61,124	427,536	8	53,442
1990	997,722	16	62,358	536,438	8	67,055	461,284	8	57,661
1991	1,008,934	16	63,058	548,655	8	68,582	460,279	8	57,535
1992	977,552	16	61,097	548,728	8	68,591	428,824	8	53,603
1993	979,133	16	61,196	541,300	8	67,663	437,833	8	54,730
1994	903,213	16	56,451	469,900	8	58,738	433,313	8	54,164
1995	854,771	16	53,423	400,589	8	50,074	454,182	8	56,772
1996	736,864	16	46,054	301,998	8	37,750	434,866	8	54,358
1997	911,223	16	56,951	443,614	8	55,452	467,609	8	58,451
1998	922,225	16	57,639	436,473	8	54,559	485,752	8	60,719
1999	945,488	16	59,093	410,147	8	51,268	535,341	8	66,918
2000	980,533	16	61,283	504,315	8	63,039	476,218	8	59,527
2001	1,111,335	16	69,458	560,472	8	70,059	550,863	8	68,858
2002	1,068,183	16	66,761	542,796	8	67,849	525,387	8	65,673
2003	1,072,640	16	67,040	548,894	8	68,612	523,746	8	65,468
2004	985,096	16	61,568	513,178	8	64,147	471,918	8	58,989
2005	970,678	16	60,667	417,270	8	52,159	553,408	8	69,176
2006	1,108,045	16	69,253	550,470	8	68,809	557,575	8	69,697
2007	1,093,544	16	68,347	560,036	8	70,005	533,508	8	66,689
2008	1,125,938	16	70,371	573,876	8	71,735	552,062	8	69,008
2009	1,116,009	16	69,751	560,840	8	70,105	555,169	8	69,396
2010	1,113,131	16	69,751	560,304	8	70,038	552,827	8	69,103
2011	1,106,095	16	69,130	584,336	8	73,042	521,759	8	65,219
2012	1,163,696	16	72,731	583,107	8	72,888	580,589	8	72,574
2013	1,123,230	16	70,701	583,210	8	72,901	540,220	8	67,503
2014	1,133,987	16	70,874	584,900	8	73,112	549,087	8	68,636
2015	1,135,027	16	70,939	584,305	8	73,038	550,722	8	68,840
2016	1,141,039	16	71,315	584,876	8	73,110	556,163	8	69,520
2017	1,146,046	16	71,628	585,113	8	73,139	560,933	8	70,116
2018	1,147,430	16	71,714	584,411	8	73,051	563,019	8	70,377
Totals	49,077,109	802	61,193	25,507,215	401	63,609	23,569,894	401	58,778

ATTENDANCE FIGURES

Largest Home Crowds

Tulane Stadium (1967-74)		
Date	Att.	Opponent
11/3/68	84,728	Dallas
11/12/67	83,437	Dallas
11/26/67	83,437	Atlanta
11/21/71	83,130	Minnesota
11/7/71	83,102	Oakland
10/17/71	83,088	Dallas
9/26/71	81,595	San Francisco
9/17/67	80,879	Los Angeles Rams
10/19/69	80,636	Baltimore Colts
9/28/69	79,567	Dallas

Mercedes-Benz Superdome (1975-2004, 2006-present)

Date	Att.	Opponent
11/24/14	73,373	Baltimore Ravens - MN
10/29/17	73,192	Chicago
10/30/16	73,188	Seattle
12/24/17	73,188	Atlanta
12/24/16	73,177	Tampa Bay
12/3/17	73,171	Carolina
9/17/17	73,168	New England
12/21/14	73,164	Atlanta
12/29/13	73,150	Tampa Bay
11/25/12	73,147	San Francisco
10/26/14	73,146	Green Bay - SN

Largest Road Crowds

Date	Att.	Opponent	Stadium
11/25/10	93,985	Dallas	Cowboys Stadium
11/29/18	93,004	Dallas-TN	AT&T Stadium
12/23/12	92,570	Dallas	Cowboys Stadium
9/28/14	91,176	Dallas-SN	AT&T Stadium
9/14/08	88,246	Washington	FedExField
12/6/09	84,520	Washington	FedExField
10/1/17	84,423	Miami	Wembley Stadium
12/9/12	81,437	New York Giants	MetLife Stadium
10/13/02	80,768	Washington	FedExField
12/24/06	78,539	New York Giants	Giants Stadium

Largest Playoff Crowds

Date	Att.	Opponent	Stadium
2/7/10	74,059	Indianapolis	Sun Life Stadium
1/7/18	73,186	Carolina	Mercedes-Benz Superdome
1/7/12	73,038	Detroit	Mercedes-Benz Superdome
1/20/19	73,028	L.A. Rams	Mercedes-Benz Superdome
1/13/19	73,027	Philadelphia	Mercedes-Benz Superdome
1/24/10	71,276	Minnesota	Superdome
1/16/10	70,149	Arizona	Superdome
1/13/07	70,001	Philadelphia	Superdome
1/14/12	69,732	San Francisco	Candlestick Park
1/4/14	69,144	Philadelphia	Lincoln Financial Field
1/3/93	68,893	Philadelphia	Superdome
12/28/91	68,794	Atlanta	Superdome
1/11/14	68,388	Seattle	CenturyLink Field
1/3/87	68,127	Minnesota	Superdome
1/14/18	66,612	Minnesota	U.S. Bank Stadium
1/8/11	66,336	Seattle	Owest Field
12/30/00	64,900	St. Louis Rams	Superdome
1/3/87	63,881	Minnesota	Metrodome

MN - Monday Night Football game; SN - Sunday Night Football game; TN - Thursday Night Football game



HISTORY

PRESEASON RESULTS

Home games in bold

* - Hall of Fame Game

1967 (5-1)

8/2	L.A. Rams (Anaheim, Calif.)	L, 7-16	26,364
8/12	St. L. Cards (Shreveport, La.)	W, 23-14	25,500
8/19	Pittsburgh (Baton Rouge, La.)	W, 20-17	35,000
8/26	San Fran. (Portland, Ore.)	W, 24-10	23,348
9/2	Miami (Charleston, S.C.)	W, 20-17	11,214
9/9	Atlanta	W, 27-14	67,486

1968 (2-4)

8/1	L.A. Rams (Anaheim, Calif.)	L, 7-21	29,505
8/10	Boston	W, 19-0	57,152
8/18	at Houston Oilers	L, 23-24	42,734
8/24	Cleveland	W, 40-27	70,045
8/31	at Atlanta	L, 10-16	49,832
9/6	Minn. (Shreveport, La.)	L, 17-20	23,000

1969 (2-4)

8/9	at San Diego	L, 7-10	31,683
8/16	at Denver	W, 28-22	28,356
8/23	Pittsburgh (Baton Rouge, La.)	L, 24-34	40,000
8/30	Atlanta	W, 21-17	69,898
9/6	Houston Oilers	L, 14-30	79,937
9/12	at Detroit	L, 7-42	30,312

1970 (4-2)

8/8	Minnesota (Canton, Ohio)*	W, 14-13	17,932
8/15	at Houston Oilers	W, 19-10	46,223
8/22	Detroit	L, 17-31	76,778
8/29	Boston (Jackson, Miss.)	W, 26-20	32,000
9/5	New York Jets	L, 14-27	78,581
9/12	San Diego	W, 20-14	63,904

1971 (0-6)

8/6	at Buffalo	L, 10-14	35,758
8/14	at Dallas	L, 21-36	73,560
8/21	Kansas City	L, 7-27	70,459
8/28	at San Diego	L, 7-22	35,405
9/4	Philadelphia	L, 0-34	60,487
9/12	Houston Oilers	L, 17-24	60,971

1972 (1-4-1)

8/7	at Philadelphia	W, 13-10	53,372
8/12	Buffalo	L, 21-24	66,762
8/19	Dallas	L, 7-30	81,070
8/26	San Diego	L, 14-16	64,506
9/2	Pittsburgh (Memphis, Tenn.)	L, 7-56	43,302
9/10	at Houston Oilers	T, 14-14	44,571

1973 (1-5)

8/4	at Kansas City	L, 6-12	67,216
8/11	at Miami	L, 13-14	80,050
8/18	at Dallas	L, 14-24	61,022
8/25	New England	L, 6-31	64,131
9/1	New York Jets	L, 17-28	67,434
9/8	Houston Oilers	W, 16-10	62,339

1974 (3-3)

8/3	Pittsburgh	L, 7-26	45,339
8/10	at Miami	L, 20-45	41,524
8/18	at New England	L, 3-7	20,456
8/24	Dallas	W, 16-7	56,563
8/31	New York Jets	W, 24-7	59,829
9/7	at Houston Oilers	W, 24-16	35,103

1975 (2-4)

8/6	Houston Oilers	L, 7-13	72,434
8/16	Denver	W, 24-21	40,089
8/23	Miami	L, 10-20	61,253
8/30	Baltimore Colts	W, 27-3	60,643
9/6	at Pittsburgh	L, 13-24	47,341
9/13	at Cincinnati	L, 0-20	48,453

1976 (4-2)

7/31	Pittsburgh	L, 14-24	56,039
8/7	at Houston Oilers	W, 13-10	38,675
8/13	at Buffalo	W, 21-14	36,110
8/20	at Baltimore Colts	W, 26-20 ot	38,879
8/28	Cincinnati	W, 13-10	60,044
9/4	Miami	L, 7-20	63,383

1977 (5-1)

8/6	at Chicago	W, 20-14	55,163
8/13	New York Giants	W, 23-7	49,900
8/20	Buffalo	W, 20-17	66,282
8/27	New York Jets	L, 14-20	49,455
9/3	at Miami	W, 17-10	39,970
9/10	Houston Oilers	W, 20-16	49,964

1978 (2-2)

8/5	Phil. (Mexico City, Mexico)	W, 14-7	30,000
8/12	Miami	L, 17-31	54,105
8/19	Tampa Bay	L, 3-14	49,042
8/26	at Houston Oilers	W, 17-3	49,554

1979 (1-3)

8/3	at Miami	L, 7-14	44,704
8/11	Chicago	L, 6-13	45,085
8/18	at Tampa Bay	L, 7-14	49,042
8/24	Houston Oilers	W, 10-7	54,469

PRESEASON RESULTS

1980 (1-3)

8/9	St. Louis Cardinals	W, 17-13	57,923
8/17	at Houston Oilers	L, 17-20	43,376
8/23	at Detroit	L, 17-40	49,631
8/29	Miami	L, 0-20	50,635

1981 (3-1)

8/8	Baltimore Colts	W, 24-23	46,792
8/15	Houston Oilers	W, 27-7	67,562
8/23	Phil. (Syracuse, N.Y.)	L, 6-37	28,001
8/29	Detroit	W, 20-17	ot 52,090

1982 (1-3)

8/12	at Houston Oilers	L, 20-22	44,599
8/21	Kansas City	W, 6-3	46,585
8/28	Cleveland	L, 17-20	55,689
9/3	at Minnesota	L, 21-24	59,810

1983 (3-2)

7/30	Pittsburgh (Canton, Ohio)*	L, 14-27	23,909
8/6	at Tampa Bay	L, 17-20	53,111
8/13	at Miami	W, 19-17	38,735
8/20	Houston Oilers	W, 20-13	60,430
8/27	New York Jets	W, 17-10	58,176

1984 (3-1)

8/4	at Kansas City	W, 34-20	34,230
8/11	Atlanta	W, 31-21	58,502
8/18	at Houston Oilers	W, 31-19	45,522
8/25	Washington	L, 9-14	52,040

1985 (1-3)

8/10	at New England	W, 32-20	27,014
8/17	Houston Oilers	L, 20-23	53,491
8/24	Tampa Bay	L, 10-14	49,337
8/30	at San Diego	L, 20-21	40,462

1986 (2-2)

8/9	at Denver	W, 10-7	47,408
8/16	New England	L, 34-38	54,364
8/23	at Houston Oilers	L, 13-24	38,617
8/30	Kansas City	W, 13-10	47,945

1987 (3-1)

8/15	Minnesota	W, 23-17	52,884
8/22	Houston Oilers	L, 13-16	51,562
8/29	Pittsburgh	W, 31-28	46,770
9/4	at Cincinnati	W, 26-14	46,289

1988 (2-2)

8/7	at Minnesota	W, 23-20	47,624
8/12	at Phoenix	W, 33-28	51,987
8/20	at Indianapolis	L, 6-18	54,117
8/27	Pittsburgh	L, 28-31	56,174

1989 (1-3)

8/12	Indianapolis	L, 7-31	57,771
8/19	at Buffalo	L, 7-10	48,512
8/28	Cincinnati	W, 27-10	51,150
9/1	Washington	L, 21-26	56,181

1990 (4-1)

8/5	L.A. Raiders (London, Eng.)	W, 17-10	63,106
8/11	at Minnesota	W, 13-10	48,154
8/18	Green Bay (Madison, Wis.)	L, 13-27	47,848
8/25	Buffalo	W, 28-23	51,959
8/31	Indianapolis	W, 17-14	54,796

1991 (2-2)

8/3	Minnesota	W, 18-3	58,953
8/10	Green Bay	W, 31-20	55,730
8/17	at Indianapolis	L, 28-34	50,896
8/24	at Miami	L, 24-28	44,099

1992 (3-1)

8/10	at Chicago	W, 34-31	53,846
8/17	Pittsburgh	W, 26-0	61,671
8/22	Houston Oilers	L, 3-33	61,194
8/27	Miami (Baltimore, Md.)	W, 17-3	60,021

1993 (4-1)

7/31	Philadelphia (Tokyo, Japan)	W, 28-16	49,363
8/7	Houston Oilers (San Ant., Texas)		W, 37-28
8/14	Green Bay (Madison, Wis.)	W, 26-17	59,523
8/23	Chicago	W, 20-14	61,149
8/27	Detroit	L, 16-17	60,700

1994 (1-3)

8/5	at New England	L, 6-24	37,800
8/13	at Minnesota	L, 17-21	46,067
8/19	Green Bay	L, 10-13	54,714
8/25	Dallas	W, 28-10	57,281

1995 (1-3)

8/5	Green Bay (Madison, Wis.)	L, 17-27	49,071
8/11	at New York Giants	L, 13-14	54,416
8/20	Seattle	L, 19-24	38,228
8/25	Detroit	W, 24-10	38,073

PRESEASON RESULTS

1996 (3-2)

7/27	Indianapolis (Canton, Ohio)*	L, 3-10	23,376
8/2	at Detroit	W, 23-22	35,782
8/10	at Kansas City	L, 6-42	65,710
8/17	Chicago	W, 31-21	35,246
8/23	Minnesota	W, 16-13	35,728

1997 (3-1)

8/2	at Tennessee	W, 21-12	22,811
8/9	Kansas City	W, 26-7	55,211
8/16	at Oakland	L, 18-16	36,771
8/22	at Chicago	W, 13-7	58,656

1998 (1-3)

8/8	at Green Bay	L, 7-31	60,080
8/14	at Denver	L, 10-17	70,937
8/22	Tennessee	L, 24-26	46,069
8/28	Tampa Bay	W, 10-6	43,774

1999 (2-2)

8/13	at Miami	W, 26-14	59,972
8/21	Indianapolis	L, 7-37	41,788
8/28	Green Bay	L, 17-38	53,074
9/2	at Tennessee	W, 12-11	63,634

2000 (1-3)

7/29	at New York Jets	L, 20-24	75,754
8/5	at Minnesota	W, 25-24	63,445
8/12	Indianapolis (W. Lafayette, Ind.)	L, 0-17	20,105
8/25	Miami	L, 17-22	46,955

2001 (1-3)

8/11	Minnesota (San Ant., Texas)	L, 21-28	46,752
8/18	Dallas	W, 16-10	53,249
8/24	at Denver	L, 24-31	74,063
9/1	at Seattle	L, 14-28	68,655

2002 (3-1)

8/10	Houston Texans	L, 10-13	67,356
8/15	at Miami	W, 24-7	56,930
8/24	at Cincinnati	W, 31-23	41,636
8/30	Indianapolis	W, 25-21	67,247

2003 (1-3)

8/11	Philadelphia	L, 17-27	67,594
8/16	at New York Jets	W, 22-17	76,527
8/23	at San Francisco	L, 12-27	63,153
8/28	Miami	L, 10-24	68,477

2004 (2-2)

8/13	New York Jets	W, 23-13	64,900
8/16	at Green Bay	L, 14-19	69,669
8/27	at Chicago	W, 17-13	61,208
9/3	Miami	L, 19-20	64,900

2005 (1-3)

8/12	Seattle	L, 15-34	38,529
8/18	at New England	W, 37-27	68,736
8/26	Baltimore Ravens	L, 6-21	44,485
9/1	at Oakland	L, 6-13	32,191

2006 (1-3)

8/12	at Tennessee	W, 19-16	69,143
8/21	Dallas (Shreveport, La.)	L, 7-30	45,162
8/26	Indianapolis (Jack., Miss.)	L, 6-21	44,485
9/1	at Kansas City	L, 9-10	70,456

2007 (3-2)

8/5	Pittsburgh (Canton, Ohio)*	L, 7-20	22,302
8/10	Buffalo	L, 10-13	70,003
8/18	at Cincinnati	W, 27-19	65,227
8/23	at Kansas City	W, 30-7	72,283
8/30	Miami	W, 7-0	68,926

2008 (2-2)

8/7	at Arizona	W, 24-10	63,109
8/16	Houston Texans	L, 27-31	70,009
8/23	at Cincinnati	W, 13-0	65,043
8/28	Miami	L, 10-14	70,008

2009 (3-1)

8/14	Cincinnati	W, 17-7	68,962
8/22	at Houston Texans	W, 38-14	70,107
8/29	at Oakland	W, 45-7	32,585
9/3	Miami	L, 7-10	68,681

2010 (2-2)

8/12	at New England	L, 24-27	68,756
8/21	Houston Texans	W, 38-20	70,025
8/27	San Diego	W, 36-21	70,031
9/2	at Tennessee	L, 24-27	69,143

2011 (2-2)

8/12	San Francisco	W, 24-3	72,578
8/20	at Houston Texans	L, 14-27	70,828
8/28	at Oakland	W, 40-20	34,322
9/1	Tennessee	L, 9-32	72,667

PRESEASON RESULTS

2012 (2-3)

8/5	Arizona (Canton, Ohio)*	W, 17-10	18,100
8/9	at New England	L, 6-7	68,756
8/17	Jacksonville	L, 24-27	72,056
8/25	Houston Texans	W, 34-27	72,082
8/30	at Tennessee	L, 6-10	69,143

2013 (3-1)

8/9	Kansas City	W, 17-13	72,080
8/16	Oakland	W, 28-20	72,122
8/25	at Houston Texans	W, 31-23	71,611
8/29	at Miami	L, 21-24	43,019

2014 (3-1)

8/8	at St. Louis Rams	W, 26-24	54,850
8/15	Tennessee	W, 31-24	73,002
8/23	at Indianapolis	W, 23-17	65,565
8/28	Baltimore Ravens	L, 13-22	73,004

2015 (0-4)

8/13	at Baltimore Ravens	L, 27-30	70,501
8/22	New England	L, 24-26	73,004
8/30	Houston Texans	L, 13-27	72,998
9/3	at Green Bay	L, 10-38	73,863

2016 (0-4)

8/11	at New England	L, 22-34	66,829
8/20	at Houston	L, 9-16	71,517
8/26	Pittsburgh	L, 14-27	73,002
9/1	Baltimore Ravens	L, 14-23	73,001

2017 (2-2)

8/10	at Cleveland	L, 14-20	58,779
8/20	Los Angeles Chargers	W, 13-7	21,197
8/26	Houston Texans	W, 13-0	73,064
8/31	Baltimore Ravens	L, 13-14	73,097

2018 (3-1)

8/9	at Jacksonville	W, 24-20	62,354
8/17	Arizona	L, 15-20	73,065
8/25	at Los Angeles Chargers	W, 36-7	22,597
8/30	Los Angeles Rams	W, 28-0	73,029

PRESEASON SERIES RECORDS

Team	W	L	T	Pct.
Arizona	5	1	0	.833
Atlanta	3	1	0	.750
Baltimore	0	5	0	.000
Buffalo	3	4	0	.429
Carolina	0	0	0	.000
Chicago	6	1	0	.857
Cincinnati	7	1	0	.875
Cleveland	1	2	0	.333
Dallas	3	4	0	.429
Denver	3	2	0	.600
Detroit	3	4	0	.429
Green Bay	2	7	0	.222
Houston	5	5	0	.500
Indianapolis	6	7	0	.462
Jacksonville	1	1	0	.500
Kansas City	6	4	0	.600

Team	W	L	T	Pct.
L.A. Chargers	4	4	0	.500
L.A. Rams	2	2	0	.500
Miami	7	14	0	.333
Minnesota	7	4	0	.636
New England	4	8	0	.333
N.Y. Giants	1	1	0	.500
N.Y. Jets	4	4	0	.500
Oakland	4	2	0	.667
Philadelphia	3	3	0	.500
Pittsburgh	3	9	0	.333
San Francisco	2	1	0	.667
Seattle	0	3	0	.000
Tampa Bay	1	4	0	.200
Tennessee	15	14	1	.517
Washington	0	2	0	.000
Totals	108	123	1	.468

SAINTS STATISTICS

1967

RECORD: 3-11

FINISH: 4th-CAPITOL

Date	W/L	Score	Opponent	Attendance	RUSHING	No	Yds	Avg	LG	TD	PUNT	RET	Ret	FC	Yds	Avg	LG	TD
9/17	L	13-27	Los Angeles	80,879	Taylor	130	390	3.0	16	2	Roberts	11	12	50	4.5	11	0	
9/24	L	10-30	Washington	74,937	Wheelwright	59	198	3.4	13	0	Gilliam	7	6	13	1.9	8	0	
10/1	L	7-42	Cleveland	77,045	Kilmer	20	142	7.1	31	1	Brown	3	2	1	0.3	13	0	
10/8	L	21-27	at New York Giants	62,670	Barrington	34	121	3.6	22	0	Douglas	2	1	15	7.5	12	0	
10/15	L	10-14	at Dallas	64,128	Schultz	32	117	3.7	22t	2	Saints	23	21	79	3.4	13	0	
10/22	L	13-27	at San Francisco	34,285	McCall	21	86	4.1	49t	1	Opponents	35	14	261	7.5	29	0	
10/29	L	10-14	Pittsburgh	68,911	Cuzzo	19	43	2.3	10	1								
11/5	W	31-24	Philadelphia	59,596	Gilliam	7	41	5.9	19	0	KICKOFF	RET	No	Yds	Avg	LG	TD	
11/12	L	10-27	Dallas	83,437	McNeill	4	38	9.5	25	0	Roberts	28	737	26.3	91t	1	0	
11/19	L	21-48	at Philadelphia	60,751	Brown	8	16	2.0	7	2	Gilliam	16	481	30.1	94t	1	0	
11/26	W	27-24	Atlanta	83,437	Saints	334	1192	3.6	49t	9	Barrington	7	113	16.1	27	0	0	
12/3	L	20-31	at St. Louis	41,171	Opponents	469	2092	4.5	56t	22	McCall	7	198	28.3	68	0	0	
12/10	L	10-30	at Baltimore	60,238							Brown	5	103	20.6	26	0	0	
12/17	W	30-14	at Washington	50,486	RECEIVING	No	Yds	Avg	LG	TD	Jordan	3	56	18.7	27	0	0	

TEAM STATISTICS

TOTAL FIRST DOWNS
Rushing 67
Passing 135
Penalty 17

POSSESSION AVG.

TOTAL NET YARDS
Avg. Per Game 270.7
Total Plays 864
Avg. Per Play 4.4

NET YARDS RUSHING

Avg. Per Game 85.1
Total Rushes 334
NET YARDS PASSING 2598

Avg. Per Game 185.6
Sacked/Yards Lost 52/391
Gross Yards 2989
Att./Completions 478/237

Completion Pct. 49.6
Had Intercepted 23

PUNTS/AVERAGE

NET PUNTING AVG. 74/37.5

PENALTIES/YARDS

FUMBLES/BALL LOST 21/14

TOUCHDOWNS

Rushing 7
Passing 13
Returns 5

Score by Periods

Saints 40 75 66 52
Opponents 57 128 74 120

SCORING

Durkee 0 0 0 0 27/27 14/32 0 69
Abramowicz 6 0 6 0 0 36
Roberts 5 0 3 2 0 30
Brown 2 2 0 0 0 12
Gilliam 2 0 1 1 0 12
Kramer 2 0 2 0 0 12
McCall 2 1 1 0 0 12
Schultz 2 2 0 0 0 12
Taylor 2 2 0 0 0 12
Whitell 2 0 0 2 0 12
Kilmer 1 1 0 0 0 6
Anderson 0 0 0 0 0 2
Saints 27 9 13 5 27/27 14/32 1 233
Opponents 48 22 25 1 46/48 15/29 0 379
SACKS: Saints 23.0, Opp. 52.0

RECEIVING

Abramowicz 50 721 14.4 80t
Taylor 38 251 6.6 27
Poage 24 380 15.8 65
Gilliam 22 264 12.0 35
Kramer 20 207 10.4 17
Hall 19 249 13.1 21
Roberts 17 384 22.6 96
Schultz 14 186 13.3 25
Wheelwright 9 61 6.8 18
Burke 8 84 10.5 21
McCall 4 75 18.8 34
Barrington 4 50 12.5 29
Brown 3 23 7.7 9
J. Simmons 2 25 12.5 16
Hester 2 10 5.0 7
Ogden 1 19 19.0 19
Saints 237 2989 12.6 96
Opponents 207 3035 14.7 76t

INTERCEPTIONS

Whitell 10 178 17.8 41t
Burkett 3 57 19.0 23
Logan 3 21 7.0 18
Hart 1 21 21.0 21
Douglas 1 19 19.0 19
Rose 1 15 15.0 15
D. Simmons 1 12 12.0 12
Whittingham 1 8 8.0 8
Heidel 1 2 2.0 2
Saints 22 333 15.1 41t
Opponents 23 303 13.2 88

PUNTING

McNeill 74 3174 42.9 37.5
Saints 74 3174 42.9 37.5
Opponents 63 2511 39.9 37.3

FIELD GOALS

Durkee 3/3 2/8 6/7 3/11 0/3
Saints 3/3 2/8 6/7 3/11 0/3
Opponents 3/8 6/7 4/6 1/7 1/1

Durkee: (44G, 25G)

(51N, 25B, 22N, 27G)(52N, 51N, 42N)() (48N, 45N, 47G)(39G, 34G, 45N)(46N, 26B, 45N, 37G)(33N, 12G)(28N, 48B, 11G)(20N)(34G, 27N, 32G)(44N, 41G, 16G)(35G)()

Opponents: (31B, 27N, 47N, 10G, 21G)(37G)()

(14B, 18B, 19N)(49N, 13N)(50G, 19N, 39G)() (41G) (45N, 49N, 21G, 12G)(21G, 37G)(47N, 26G)(27G) (35G, 21G, 17G)(47N, 37B)

1967 NFL CAPITOL STANDINGS

Saints Finish: 4th place

	W	L	T	Pct.
Dallas	9	5	0	.643
Philadelphia	6	7	1	.462
Washington	5	6	3	.455
New Orleans	3	11	0	.214

PASSING	Att	Cmp	Yds	Cmp%	Yds/Att	TD	TD%	Int	Int%	Long	Sk/Yds	Rating
Cuzzo	260	134	1562	51.5	6.01	7	2.7	12	4.6	49t	33/236	59.8
Kilmer	204	97	1341	47.5	6.57	6	2.9	11	5.4	96	18/147	56.4
Wood	11	5	62	45.5	5.64	0	0.0	0	0.0	27	1/8	63.4
Barrington	2	0	0	0.0	0.00	0	0.0	0	0.0	0	0/0	39.6
McNeill	1	1	24	100.0	24.00	0	0.0	0	0.0	24	0/0	118.8
Saints	478	237	2989	49.6	6.25	13	2.7	23	4.8	96	52/391	58.5
Opponents	410	207	3035	50.5	7.40	25	6.1	22	5.4	76t	23/199	73.0

SAINTS STATISTICS

1968

RECORD: 4-9-1

FINISH: 3rd-CENTURY

Date	W/L	Score	Opponent	Attendance
9/15	L	10-24	Cleveland	74,215
9/22	W	31-17	Washington	65,941
9/29	L	20-21	St. Louis	79,021
10/6	L	21-38	at New York Giants	60,967
10/13	W	20-17	Minnesota	71,105
10/20	W	16-12	at Pittsburgh	32,303
10/27	L	17-31	at St. Louis	45,476
11/3	L	3-17	Dallas	84,728
11/10	L	17-35	at Cleveland	71,025
11/17	L	7-29	at Green Bay (Mil.)	49,644
11/24	T	20-20	at Detroit	46,152
12/1	L	17-23	Chicago	78,285
12/8	L	17-29	at Philadelphia	57,128
12/15	W	24-14	Pittsburgh	66,131

TEAM STATISTICS

	N.O.	OPP.
TOTAL FIRST DOWNS	224	228
Rushing	80	97
Passing	122	109
Penalty	22	22

POSSESSION AVG.

	3863	4291
TOTAL NET YARDS		
Avg. Per Game	275.9	306.5
Total Plays	881	839
Avg. Per Play	4.4	5.1

NET YARDS RUSHING

	1527	2105
Avg. Per Game	109.1	150.4
Total Rushes	409	439

NET YARDS PASSING

	2336	2186
Avg. Per Game	166.9	156.1
Sacked/Yards Lost	33/213	34/297
Gross Yards	2549	2483
Att./Completions	439/210	366/153
Completion Pct.	47.8	41.8
Had Intercepted	29	16

PUNTS/AVERAGE

	75/37.6	69/40.8
--	---------	---------

NET PUNTING AVG.

	75/32.3	69/37.4
--	---------	---------

PENALTIES/YARDS

	82/843	74/757
--	--------	--------

FUMBLES/BALL LOST

	19/11	33/26
--	-------	-------

TOUCHDOWNS

	27	42
Rushing	7	13
Passing	17	25
Returns	3	4

Score by Periods

	1	2	3	4	OT	TOT
--	---	---	---	---	----	-----

Saints	71	79	51	45	0	246
--------	----	----	----	----	---	-----

Opponents	44	95	67	121	0	327
-----------	----	----	----	-----	---	-----

SCORING

	TD	Ru	Pa	Rt	PAT	FG	S	TP
Durkee	0	0	0	0	27/27	19/37	0	84
Abramowicz	7	0	7	0	0	0	0	42
McCall	6	4	2	0	0	0	0	36
Lorick	3	0	3	0	0	0	0	18
Hester	2	0	2	0	0	0	0	12
Kilmer	2	2	0	0	0	0	0	12
Stickles	2	0	2	0	0	0	0	12
Barrington	1	0	1	0	0	0	0	6
Brown	1	0	0	1	0	0	0	6
Burris	1	0	0	1	0	0	0	6
Wheelwright	1	1	0	0	0	0	0	6
Whitsell	1	0	0	1	0	0	0	6

Saints	27	7	17	3	27/27	19/37	0	246
--------	----	---	----	---	-------	-------	---	-----

Opponents	42	13	25	4	37/42	12/27	1	327
-----------	----	----	----	---	-------	-------	---	-----

SACKS: Saints 34.0, Opp. 33.0

RUSHING

	No	Yds	Avg	LG	TD
McCall	155	637	4.1	48	4
Lorick	104	344	3.3	36	0
Schultz	43	152	3.5	15	0
Barrington	45	111	2.5	22	0
Wheelwright	21	99	4.7	15	1
Kilmer	21	97	4.6	22	2
Gilliam	2	36	18.0	29	0
Abramowicz	2	27	13.5	18	0
Poage	1	22	22.0	22	0
South	4	5	1.3	2	0
Baker	4	2	0.5	3	0
McNeill	2	1	0.5	15	0
Whitsell	1	-1	-1.0	-1	0
Sweetan	4	-5	-1.3	2	0

Saints

409	1527	3.7	48	7
-----	------	-----	----	---

Opponents

439	2105	4.8	77	13
-----	------	-----	----	----

RECEIVING

	No	Yds	Avg	LG	TD
Abramowicz	54	890	16.5	47	7
Lorick	26	272	10.5	29	3
McCall	26	270	10.4	25	2
Parks	25	258	10.3	41	0
Gilliam	24	284	11.8	39	0
Hester	17	300	17.6	51	2
Stickles	15	206	13.7	35	2
Schultz	12	34	2.8	14	0
Barrington	9	33	3.7	10	1
Poage	1	11	11.0	11	0
Wheelwright	1	-9	-9.0	-9	0

Saints

210	2549	12.1	51	17
-----	------	------	----	----

Opponents

153	2483	16.2	68	25
-----	------	------	----	----

INTERCEPTIONS

	No	Yds	Avg	LG	TD
Whitsell	6	44	7.3	32	0
Burris	3	129	43.0	94	1
Gene Howard	3	51	17.0	35	0
Whittingham	1	16	16.0	16	0
Kimbroane	1	15	15.0	15	0
Cordileone	1	7	7.0	7	0
Kelley	1	0	0.0	0	0

Saints

16	262	16.4	94	1
----	-----	------	----	---

Opponents

29	294	10.1	51	2
----	-----	------	----	---

PUNTING

	No	Yds	Avg	Net	TB	I20	LG	B
McNeill	49	2009	41.0	32.8	4	58	1	0
South	14	387	27.6	27.6	0	44	0	0
Fraser	11	391	35.5	35.6	0	56	0	0
Lorick	1	36	36.0	36.0	0	36	0	0

Saints

75	2823	37.6	32.3	4	58	1	0
----	------	------	------	---	----	---	---

Opponents

69	2813	40.8	37.4	4	84	1	0
----	------	------	------	---	----	---	---

PUNT RET

	Ret	FC	Yds	Avg	LG	TD
Gilliam	15	7	60	4.0	21	0
Brown	8	1	60	7.5	53	1
Howard	8	5	42	5.3	12	0
Nevelt	3	0	-9	-3.0	0	0
Douglas	0	1	0	---	---	0

Saints

34	14	153	4.5	53	1
----	----	-----	-----	----	---

Opponents

30	17	320	10.7	86	1
----	----	-----	------	----	---

KICKOFF RET

	No	Yds	Avg	LG	TD
Howard	23	533	23.2	36	0
Gilliam	15	328	21.9	48	0
Brown	8	137	17.1	28	0
Nevelt	2	94	47.0	31	0
Douglas	1	10	10.0	10	0
Jones	1	5	5.0	5	0
Kelley	1	20	20.0	20	0
Stonebreaker	1	22	22.0	22	0
Whitsell	1	0	0.0	0	0

Saints

53	1149	21.7	48	0
----	------	------	----	---

Opponents

57	1134	19.9	56	0
----	------	------	----	---

FIELD GOALS

	1-19	20-29	30-39	40-49	50+
Durkee	3/3	3/4	9/14	4/11	0/5
Saints	3/3	3/4	9/14	4/11	0/5
Opponents	1/2	5/6	1/6	4/11	1/2

Durkee: (38N, 47N, 40G) (51N, 17G, 28G, 40G) (42N, 34B, 21G, 36G) (43N, 52N, 54N) (32G, 42G) (23G, 37G, 31G) (47B, 32G) (57N, 37N, 38G) (52N, 25N, 42G) () (41N, 31G, 31G) (32N, 19G) (49N, 10G) (37N, 45N, 31G)

Opponents: (22G) (43B, 47N, 14G) (33N, 42N, 40B) (49G) (32N, 22G) () (42N, 24G) (20G) () (30B, 35G) (43G, 35B, 23N, 40G, 46N) (52N, 50G, 46G, 20G) (18N) (47B, 34N)

1968 NFL CENTURY STANDINGS

Saints Finish: 3rd place

	W	L	T	Pct.
Cleveland	10	4	0	.714
St. Louis	9	4	1	.692
New Orleans	4	9	1	.321
Pittsburgh	2	11	1	.154

PASSING	Att	Cmp	Yds	Cmp%	Yds/Att	TD	TD%	Int	Int%	Long	Sk/Yds	Rating
Kilmer	315	167	2060	53.0	6.54	15	4.8	17	5.4	51	26/170	66.9
Sweetan	78	27	318	34.6	4.08	1	1.3	9	11.5	42	5/29	12.6
South	38	14	129	36.8	3.39	1	2.6	3	7.9	19	2/14	22.8
Barrington	6	2	42	33.3	7.00	0	0.0	0	0.0	23	0/0	59.0
McCall	1	0	0	0.0	0.00	0	0.0	0	0.0	0	0/0	39.6
Parks	1	0	0	0.0	0.00	0	0.0	0	0.0	0	0/0	39.6
Saints	439	210	2549	47.8	5.81	17	3.9	29	6.6	51	33/213	51.5
Opponents	366	153	2483	41.8	6.78	25	6.8	16	4.4	68	34/297	69.7

SAINTS STATISTICS

1969

RECORD: 5-9

FINISH: 3rd-CAPITOL

Date	W/L	Score	Opponent	Attendance
9/21	L	20-26	Washington	73,147
9/28	L	17-21	Dallas	79,567
10/5	L	17-36	at Los Angeles	54,879
10/12	L	17-27	Cleveland	71,274
10/19	L	10-30	Baltimore	80,636
10/26	L	10-13	at Philadelphia	60,658
11/2	W	51-42	at St. Louis	46,718
11/9	L	17-33	at Dallas	68,282
11/16	W	25-24	at New York Giants	62,927
11/23	W	43-38	San Francisco	71,448
11/30	W	26-17	Philadelphia	72,805
12/7	L	17-45	at Atlanta	57,021
12/14	L	14-17	at Washington	50,354
12/21	W	27-24	Pittsburgh	72,256

TEAM STATISTICS	N.O.	OPP.
TOTAL FIRST DOWNS	282	242
Rushing	93	88
Passing	158	131
Penalty	31	23

POSSESSION AVG.

TOTAL NET YARDS

Avg. Per Game	4679	5018
Total Plays	334.2	358.4
Avg. Per Play	879	822
	5.3	6.1

NET YARDS RUSHING

Avg. Per Game	1705	1835
Total Rushes	121.8	131.1
	399	419

NET YARDS PASSING

Avg. Per Game	2974	3183
Sacked/Yards Lost	212.4	227.4
Gross Yards	27/241	21/199
Att./Completions	3215	3382
Completion Pct.	453/245	382/200
Had Intercepted	54.1	52.4
	20	12

PUNTS/AVERAGE

NET PUNTING AVG.

49/36.6	58/41.6
---------	---------

PENALTIES/YARDS

83/943	81/773
--------	--------

FUMBLES/BALL LOST

20/12	20/10
-------	-------

TOUCHDOWNS

35	49
----	----

Score by Periods

	1	2	3	4	OT	TOT
Saints	37	109	96	69	0	311
Opponents	87	143	70	93	0	393

SCORING

	TD	Ru	Pt	Rt	PAT	FG	S	TP
Dempsey	0	0	0	0	33/35	22/41	0	99
Livingston	8	5	3	0			0	48
Abramowicz	7	0	7	0			0	42
Wheelwright	5	4	1	0			0	30
Poage	4	0	4	0			0	24
Parks	3	0	3	0			0	18
Baker	2	1	1	0			0	12
Shy	2	1	1	0			0	12
Barrington	1	1	0	0			0	6
Dodd	1	0	1	0			0	6
Hester	1	0	1	0			0	6
Preece	1	0	0	1			0	6

Saints 35 12 22 1 33/35 22/41 1 311

Opponents 49 15 32 2 47/49 16/29 2 393

SACKS: Saints 21.0, Opp. 27.0

RUSHING	No	Yds	Avg	LG	TD
Livingston	181	761	4.2	18	5
Baker	134	642	4.8	54	1
Wheelwright	25	85	3.4	17	4
Shy	21	75	3.6	22	1
Abramowicz	3	61	20.3	28	0
Barrington	7	33	4.7	17	1
Kilmer	11	18	1.6	12	1
Hargett	5	15	3.0	11	0
Dodd	3	12	4.0	9	0
Lorick	5	11	2.2	6	0
Poage	1	-3	-3.0	-3	0
Looney	3	-5	-1.7	4	0
Saints	399	1705	4.3	54	12
Opponents	419	1835	4.4	66t	15

RECEIVING	No	Yds	Avg	LG	TD
Abramowicz	73	1015	13.9	49t	7
Dodd	37	600	16.2	52	1
Baker	34	352	10.4	35	1
Parks	31	439	14.2	40	3
Livingston	28	278	9.9	51t	3
Poage	18	236	13.1	29	4
Shy	9	141	15.7	70	1
Wheelwright	8	68	8.5	20t	1
Barrington	4	42	10.5	15	0
Hester	3	44	14.7	22	1
Saints	245	3215	13.1	70	22
Opponents	200	3382	16.9	88t	32

INTERCEPTIONS	No	Yds	Avg	LG	TD
Nevelt	3	20	6.7	20	0
Whitsell	3	14	4.7	11	0
Howard	2	0	0.0	0	0
Burris	1	24	24.0	24	0
Absher	1	7	7.0	7	0
Preece	1	6	6.0	6	0
Thompson	1	2	2.0	2	0
Saints	12	73	6.1	24	0
Opponents	20	265	13.3	47	0

PUNTING	No	Yds	Avg	Net	TB	I20	LG	B
Cordill	42	1719	40.9	35.9	2	58	1	0
McNeill	7	312	44.6	41.0	1	51	0	1
Saints	49	2031	41.4	36.6	3	81	1	0
Opponents	58	2410	41.6	36.1	5	54	1	0

PUNT RET	Ret	FC	Yds	Avg	LG	TD
Dodd	15	9	106	7.1	21	0
Howard	9	0	73	8.1	30	0
Thompson	4	1	25	6.3	12	0
Barrington	1	0	8	8.0	8	0
Ward	1	1	5	5.0	5	0
Lorick	0	1	0	---	---	0
Saints	30	12	217	7.2	30	0
Opponents	27	5	176	6.5	39	0

KICKOFF RET	No	Yds	Avg	LG	TD
Barrington	17	394	23.2	54	0
Nevelt	2	53	26.5	37	0
Hester	1	4	4.0	4	0
Preece	1	0	0.0	0	0
Saints	62	1455	23.5	86	0
Opponents	48	935	19.5	44	0

FIELD GOALS	1-19	20-29	30-39	40-49	50+
Dempsey	5/6	6/7	3/6	7/11	1/11
Saints	5/6	6/7	3/6	7/11	1/11
Opponents	6/7	4/4	4/8	2/9	0/1

Dempsey: (57N, 13G, 43G)(32N, 56N, 43G)(48N, 55G)(22G)(35N, 33G)(18N, 22G)(48N, 43B, 56N, 43G)(56N, 37G)(50N, 23G, 43G, 13G, 19G)(53B, 55N, 57N, 17G, 43G)(27N, 56N, 37N, 27G, 40G, 26G, 17G)(54N, 47N, 20G)(1)(38G, 40G)

Opponents: (18G)(47N)(35G, 44G)(31N, 37N, 37B, 28G, 30G)(57N, 43N, 33G)(34N, 47N, 45N, 12G, 40G)(1)(46B, 40N, 21G, 21G)(19G)(23G)(30G)(19G)(44N, 19G)(19N, 11G)

1969 NFL CAPITOL STANDINGS

Saints Finish	W	L	T	Pct.
Dallas	11	2	1	.846
Washington	7	5	2	.583
New Orleans	5	9	0	.357
Philadelphia	4	9	1	.308

PASSING	Att	Cmp	Yds	Cmp%	Yds/Att	TD	TD%	Int	Int%	Long	Sk/Yds	Rating
Kilmer	360	193	2532	53.6	7.03	20	5.6	17	4.7	52	22/212	74.9
Hargett	52	31	403	59.6	7.75	0	0.0	0	0.0	32	3/18	84.1
Ninowski	34	17	227	50.0	6.68	1	2.9	2	5.9	70	1/11	56.9
Livingston	4	3	38	75.0	9.50	1	25.0	1	25.0	14	0/0	104.2
Barrington	2	1	15	50.0	7.50	0	0.0	0	0.0	15	1/0	75.0
Looney	1	0	0	0.0	0.00	0	0.0	0	0.0	0	0/0	39.6
Saints	453	245	3215	54.1	7.10	22	4.9	20	4.4	70	27/241	74.5
Opponents	382	200	3382	52.4	8.85	32	8.4	12	3.1	88t	21/199	97.4

SAINTS STATISTICS

1970

RECORD: 2-11-1

FINISH: 4th-NFC WEST

Date	W/L	Score	Opponent	Attendance
9/20	L	3-14	Atlanta	77,042
9/27	L	0-26	at Minnesota	47,900
10/4	W	14-10	New York Giants	69,126
10/11	L	17-24	at St. Louis	45,294
10/18	T	20-20	at San Francisco	39,446
10/25	L	14-32	at Atlanta	58,850
11/1	L	17-30	Los Angeles	77,861
11/8	W	19-17	Detroit	66,910
11/15	L	10-21	at Miami	42,866
11/22	L	6-31	Denver	66,837
11/29	L	6-26	at Cincinnati	59,342
12/6	L	16-34	at Los Angeles	66,410
12/13	L	27-38	San Francisco	61,940
12/20	L	3-24	Chicago	63,518

TEAM STATISTICS	N.O.	OPP.
TOTAL FIRST DOWNS	183	263
Rushing	55	100
Passing	112	150
Penalty	16	13
3rd Down: Made/Att.	67/198	84/193
3rd Down: Pct.	33.8	43.5
4th Down: Made/Att.	0/1	3/5
4th Down: Pct.	0.0	60.0

POSSESSION AVG.		
TOTAL NET YARDS	3673	4952
Avg. Per Game	262.4	353.7
Total Plays	814	916
Avg. Per Play	4.5	5.4
NET YARDS RUSHING	1215	1891
Avg. Per Game	86.8	135.1
Total Rushes	371	469

NET YARDS PASSING		
2458	3061	
Avg. Per Game	175.6	218.6
Sacked/Yards Lost	28/32	17/136
Gross Yards	2690	3197
Att./Completions	415/213	430/238
Completion Pct.	51.3	55.3
Had Intercepted	22	22

PUNTS/AVERAGE		
77/42.5	56/40.4	
NET PUNTING AVG.	77/35.8	56/33.4
PENALTIES/YARDS	91/1029	79/875
FUMBLES/BALL LOST	27/18	26/16
TOUCHDOWNS	17	40
Rushing	4	15
Passing	11	19
Returns	2	6

Score by Periods	1	2	3	4	OT	TOT
Saints	59	33	22	58	0	172
Opponents	68	87	76	116	0	347

SCORING	TD	Ru	Pa	Rt	PAT	FG	S	TP
Dempsey	0	0	0	0	16/17	18/34	0	70
Abramowicz	5	0	5	0	0	0	0	30
Barrington	2	2	0	0	0	0	0	12
Burrough	2	0	2	0	0	0	0	12
Dodd	2	0	1	1	0	0	0	12
Parks	2	0	2	0	0	0	0	12
Baker	1	1	0	0	0	0	0	6
McCall	1	1	0	0	0	0	0	6
Morgan	1	0	0	1	0	0	0	6
Poage	1	0	1	0	0	0	0	6
Saints	17	4	11	2	16/17	18/34	0	172
Opponents	40	15	19	6	38/40	23/34	0	347

SACKS: Saints 17.0, Opp. 28.0

RUSHING	No	Yds	Avg	LG	TD
Baker	82	337	4.1	29	1
Barrington	72	228	3.2	16	2
Otis	71	211	3.0	15	0
Pitts	32	96	3.0	11	0
Davis	27	94	3.5	25	0
McCall	23	63	2.7	11	1
Wheelwright	16	45	2.8	9	0
Kilmer	12	42	3.5	15	0
Dodd	5	31	6.2	16	0
Livingston	10	29	2.9	10	0
Poage	1	13	13.0	13	0
Abramowicz	1	7	7.0	7	0
Hargett	4	7	1.8	7	0
Dusenbery	4	6	1.5	3	0
Nyvall	5	6	1.2	6	0
Burrough	1	4	4.0	4	0
Gros	4	2	0.5	4	0
Fagan	1	-6	-6.0	-6	0
Saints	371	1215	3.3	29	4
Opponents	469	1891	4.0	74	15

RECEIVING	No	Yds	Avg	LG	TD
Abramowicz	55	906	16.5	48	5
Dodd	28	484	17.3	45	1
Parks	26	447	17.2	38	2
Barrington	22	130	5.9	20	0
Otis	20	124	6.2	22	0
Poage	15	166	11.1	36	1
Burrough	13	196	15.1	35	2
Baker	12	47	3.9	11	0
Pitts	7	63	9.0	12	0
McCall	5	43	8.6	17	0
Davis	4	29	7.3	13	0
Gros	2	0	0.0	1	0
Nyvall	2	-1	-5	1	0
Shaw	1	49	49.0	49	0
Wheelwright	1	7	7.0	7	0
Saints	213	2690	12.6	49	11
Opponents	238	3197	13.4	74	19

INTERCEPTIONS	No	Yds	Avg	LG	TD
Hollas	5	79	15.8	29	0
Wyatt	4	45	11.3	25	0
Burkett	4	36	9.0	16	0
Neveit	3	49	16.3	47	0
Howell	3	28	9.3	28	0
Lyons	1	12	12.0	12	0
Morgan	1	7	7.0	7	0
Scarpati	1	4	4.0	4	0
Saints	22	260	11.8	47	0
Opponents	22	256	11.6	52	1

PUNTING	No	Yds	Avg	Net	TB	I20	LG	B
Fagan	77	3269	42.5	35.8	4	4	64	2
Saints	77	3269	42.5	35.8	4	4	64	2
Opponents	56	2265	40.4	33.4	9	4	60	1

PUNT RET	Ret	FC	Yds	Avg	LG	TD
Dodd	14	3	129	9.2	41	0
Howard	5	0	14	2.8	5	0
Lyons	5	3	34	6.8	27	0
Hollas	4	6	22	5.5	11	0
Wyatt	1	1	15	15.0	15	0
Saints	29	13	214	7.4	41	0
Opponents	41	22	434	10.6	77	1

KICKOFF RET	No	Yds	Avg	LG	TD
Burrough	15	298	19.9	38	0
Dodd	10	319	21.3	32	0
Dusenbery	10	183	18.3	26	0
Barrington	6	129	21.5	26	0
Otis	2	22	11.0	19	0
Lewis	1	19	19.0	19	0
Lyons	1	20	20.0	20	0
McCall	1	26	26.0	26	0
Pitts	1	22	22.0	22	0
Poage	1	6	6.0	6	0
Saints	53	1044	19.7	38	0
Opponents	35	735	21.0	55	0

FIELD GOALS	1-19	20-29	30-39	40-49	50+
Dempsey	4/5	6/8	1/5	4/7	3/9
Saints	4/5	6/8	1/5	4/7	3/9
Opponents	7/8	4/5	5/7	6/12	1/2

Dempsey: (43B, 50N, 38N, 42G)(30N, 52N, 37N)
(54B)(29B, 53N, 34G)(40G, 24G)(44N)(23G)(24B, 29G, 27G, 8G, 63G)(10G)(52N, 47G, 14G)(34B, 28G, 18G)(24G, 50G, 54G)(56N)(19B, 43N, 47G)

Opponents: () (42N, 42N, 22G, 14G, 15G, 47G)(42N, 30N, 26N, 8G)(44G)(49N, 21G, 48G)(16G, 49G)(43G, 14G, 23G)(18G)(53N)(30N, 35G)(49N, 35G, 11G, 34G, 22G)(17N, 45G, 37G)(37G)(45N, 50G)

1970 NFC WEST STANDINGS				
Saints Finish: 4th place				
	W	L	T	Pct.
San Francisco	10	3	1	.769
Los Angeles	8	5	1	.615
Atlanta	4	8	2	.333
New Orleans	2	11	1	.179

PASSING	Att	Cmp	Yds	Cmp%	Yds/Att	TD	TD%	Int	Int%	Long	Sk/Yds	Rating
Kilmer	237	135	1557	57.0	6.57	6	2.5	17	7.2	46t	19/155	55.5
Hargett	175	78	1133	44.6	6.47	5	2.9	5	2.9	49t	9/77	63.8
Ramsey	2	0	0	0.0	0.00	0	0.0	0	0.0	0	0/0	39.6
Dodd	1	0	0	0.0	0.00	0	0.0	0	0.0	0	0/0	39.6
Saints	415	213	2690	51.3	6.48	11	2.7	22	5.3	49	28/232	58.6
Opponents	430	238	3197	55.3	7.43	19	4.4	22	5.1	74	17/136	72.6




HISTORY

FINISH: 4th-NFC WEST

1971 NFC WEST STANDINGS				
Saints Finish: 4th place				
	W	L	T	Pct.
San Francisco	9	5	0	.643
Los Angeles	8	5	1	.615
Atlanta	7	6	1	.538
New Orleans	4	8	2	.357

PUNTING	No	Yds	Avg	Net	TB	I20	LG	B
Fagan	77	3188	41.4	37.1	4		64	0
Saints	77	3188	41.4	37.1	4		64	0
Opponents	50	2061	41.2	38.0	3		59	0

472 2019 MEDIA GUIDE



HISTORY

FINISH: 3rd-NFC WEST

PUNT RET	Ret	FC	Yds	Av	LG	TD
Stevens	17	15	171	10.1	37	0
Winslow	5	3	47	9.4	17	0
Myers	0	4	0	—	—	0
Saints	22	22	218	9.9	37	0
Opponents	49	13	587	12.0	84t	1

KICKOFF RET	No	Yds	Av	LG	TD
Stevens	26	590	22.7	48	0
Profit	7	144	20.6	26	0
Lawson	7	118	16.9	27	0
Fink	5	81	16.2	24	0
Jackson	1	0	0.0	0	0
D. Moore	1	14	14.0	14	0
Saints	47	947	20.1	48	0
Opponents	33	724	21.9	37	0

FIELD GOALS	1-19	20-29	30-39	40-49	50+
McClard	2/2	5/6	4/5	2/10	0/1
Feller	4/5	0/0	0/4	0/3	0/0
Saints	6/7	5/6	4/9	2/13	0/1
Opponents	5/5	6/12	5/8	2/7	1/2

McClard: (()) (()) (()) (47N, 37N, 35G, 43G, 30G, 37G) (50N, 47N, 42G, 24G) (41N) (47N, 49N) (43N, 37G, 24G) (25B, 22G) (45N, 40N, 19G, 20G, 29G) (11G)

Feller: (()) (38N, 17B, 9G) (45N, 17G) (39N, 33N, 34N, 41N) (10G, 18G) (42N) (()) (()) (()) (()) (())

Team: (()) (38N, 17B, 9G) (45N, 17G) (39N, 33N, 34N, 41N) (10G, 18G) (42N) (47N, 37N, 35G, 43G, 30G, 37G) (50N, 47N, 42G, 24G) (41N) (47N, 49N) (43N, 37G, 24G) (25B, 22G) (45N, 40N, 19G, 20G, 29G) (11G)

Opponents: (29N, 44N, 21G, 45G) (27G) (27N) (56N) (17G, 40G, 28G) (48N, 23N, 34G, 29G) (54G) (35G) () (39N, 19G, 11G, 8G) (46N, 35N, 28G) (30B, 27N, 20G) (46N, 14G, 39G, 33G) (23N, 34G) (42N, 24B)

1973 NFC WEST STANDINGS

	W	L	T	Pct.
Los Angeles	12	2	0	.857
Atlanta	9	5	0	.643
New Orleans	5	9	0	.357
San Francisco	5	9	0	.357

PUNTING	No	Yds	Avg	Net	TB	I20	LG	B
O'Neal	81	3375	41.7	33.2	5		71	0
Saints	81	3375	41.7	33.2	5		71	0
Opponents	63	2805	44.5	40.1	3		72	0

2019 MEDIA GUIDE

SAINTS STATISTICS

1974

RECORD: 5-9

FINISH: 3rd-NFC WEST

Date	W/L	Score	Opponent	Attendance
9/15	L	13-17	San Francisco	65,071
9/22	L	0-24	at Los Angeles	64,178
9/29	W	14-13	Atlanta	62,273
10/6	L	10-24	at Chicago	45,818
10/13	L	17-33	at Denver	51,831
10/20	W	13-3	at Atlanta	47,217
10/27	W	14-10	Philadelphia	64,257
11/3	L	14-19	at Detroit	43,256
11/10	L	0-21	Miami	74,289
11/17	W	20-7	Los Angeles	57,287
11/25	L	7-28	Pittsburgh	71,907
12/1	L	9-29	at Minnesota	44,202
12/8	W	14-0	St. Louis	57,152
12/15	L	21-35	at San Francisco	40,418

TEAM STATISTICS

TOTAL FIRST DOWNS

	N.O.	OPP.
Rushing	117	104
Passing	91	105
Penalty	25	17
3rd Down: Made/Att.	66/191	56/165
3rd Down: Pct.	34.6	33.9
4th Down: Made/Att.	5/9	5/8
4th Down: Pct.	55.6	62.5

POSSESSION AVG.

TOTAL NET YARDS

	3744	3797
Avg. Per Game	267.4	271.2
Total Plays	929	853
Avg. Per Rush	4.0	4.5

NET YARDS RUSHING

	1983	1758
Avg. Per Game	141.6	125.6
Total Rushes	503	447

NET YARDS PASSING

	1761	2039
Avg. Per Game	125.3	145.6
Sacked/Yards Lost	37/276	37/291
Gross Yards	2037	2330
Att./Completions	389/185	369/193
Completion Pct.	47.6	52.3
Had Intercepted	21	16

PUNTS/AVERAGE

NET PUNTING AVG.

PENALTIES/YARDS

FUMBLES/BALL LOST

TOUCHDOWNS

	20	34
Rushing	9	11
Passing	10	17
Returns	1	6

Score by Periods

	1	2	3	4	OT	TOT
Saints	30	64	34	38	0	166
Opponents	72	89	33	69	0	263

SCORING

	TD	Ru	Pa	Rt	PAT	FG	S	TP
McClard	0	0	0	0	19/20	9/16	0	46
Parker	4	0	4	0			0	24
Seal	4	1	3	0			0	24
Maxson	3	2	1	0			0	18
Newland	2	0	2	0			0	12
Phillips	2	2	0	0			0	12
Cipa	1	1	0	0			0	6
Manning	1	1	0	0			0	6
McNeill	1	1	0	0			0	6
Schmidt	1	0	0	1			0	6
Stevens	1	1	0	0			0	6
Saints	20	9	10	1	19/20	9/16	0	166
Opponents	34	11	17	6	29/31	10/17	0	263

SACKS: Saints 37.0, Opp. 37.0

RUSHING

	No	Yds	Avg	LG	TD
Maxson	165	714	4.3	66t	2
Phillips	174	556	3.2	14	2
Manning	28	204	7.3	26	1
Stevens	43	190	4.4	25	1
DeGrenier	33	110	3.3	10	0
McNeill	22	90	4.1	24	1
Butler	21	74	3.5	10	0
Cipa	12	35	2.9	15	1
Seal	2	7	3.5	6t	1
Parker	2	2	1.0	6	0
Scott	1	1	1.0	1	0
Saints	503	1983	3.9	66t	9
Opponents	447	1758	3.9	33	11

RECEIVING

	No	Yds	Avg	LG	TD
Maxson	42	294	7.0	22	1
Parker	41	455	11.1	58	4
Seal	32	466	14.6	42	3
Newland	27	490	18.1	79t	2
Stevens	13	81	6.2	20	0
Phillips	11	55	5.0	17	0
Beasley	5	85	17.0	30	0
McNeill	5	64	12.8	30	0
DeGrenier	4	13	3.3	8	0
Butler	2	3	1.5	2	0
Havrilak	1	23	23.0	23	0
McCulloch	1	5	5.0	5	0
Thomas	1	3	3.0	3	0
Saints	185	2037	11.0	79t	10
Opponents	193	2330	12.1	57	17

INTERCEPTIONS

	No	Yds	Avg	LG	TD
Jackson	4	53	13.3	28	0
Schmidt	4	27	6.8	24t	1
Myers	3	43	14.3	21	0
Colman	1	17	17.0	17	0
Fuller	1	16	16.0	16	0
Farasopoulos	1	14	14.0	14	0
Federspiel	1	9	9.0	9	0
J. Moore	1	0	0.0	0	0
Saints	16	179	11.2	28	1
Opponents	21	258	12.3	39	2

PUNTING

	No	Yds	Avg	Net	TB	I20	LG	B
Blanchard	88	3704	42.1	30.4	7	71	71	0
Gibbs	3	99	33.0	28.3	0	35	0	0
Saints	91	3803	41.8	30.3	7	71	0	0
Opponents	77	3274	42.5	35.3	7	67	0	0

PUNT RET

	Ret	FC	Yds	Avg	LG	TD
Stevens	37	7	376	10.2	40	0
Farasopoulos	3	0	36	12.0	18	0
Jackson	2	0	3	1.5	3	0
McNeill	1	0	0	0.0	0	0
Saints	43	7	415	9.7	40	0
Opponents	59	1	906	15.4	72t	2

KICKOFF RET

	No	Yds	Avg	LG	TD
Stevens	33	749	22.7	41	0
Phillips	7	124	17.7	27	0
Coleman	2	13	6.5	9	0
Federspiel	2	20	10.0	12	0
Middleton	2	18	9.0	11	0
Butler	1	12	12.0	12	0
Davis	1	14	14.0	14	0
Jackson	1	27	27.0	27	0
Kingrea	1	22	22.0	22	0
Lawson	1	20	20.0	20	0
Schmidt	1	23	23.0	23	0
Spencer	1	-2	-2.0	-2	0
Saints	53	1040	19.6	41	0
Opponents	40	894	22.4	52	0

FIELD GOALS

	1-19	20-29	30-39	40-49	50+
McClard	0/0	4/6	2/4	1/4	2/2
Saints	0/0	4/6	2/4	1/4	2/2
Opponents	2/2	3/6	4/6	1/3	0/0

McClard: (23G, 31G) () () (28N, 21G) (52G, 38N, 46N) (33B, 41G, 31G) () (28N, 42N) () (28G, 51G) () (44N, 27G) () ()

Opponents: (19G, 24N) (30G) (21G, 27G) (30G) (24N) (47G) (28N, 18G) (37G, 40N, 36G) () (36N) (49N) (25G) (35N) ()

1974 NFC WEST STANDINGS

Saints Finish: 3rd place

	W	L	T	Pct.
Los Angeles	10	4	0	.714
San Francisco	6	8	0	.429
New Orleans	5	9	0	.357
Atlanta	3	11	0	.214

HISTORY



HISTORY

FINISH: 4th-NFC WEST

PUNT RET	Ret	FC	Yds	Avg	LG	TD
Chapman	17	3	207	12.2	42	0
Schmidt	11	0	76	6.9	17	0
Myers	10	1	70	7.0	16	0
DeRatt	2	1	17	8.5	10	0
Spencer	1	0	0	0.0	0	0
Saints	41	5	370	9.0	42	0
Opponents	61	0	675	11.1	65t	1

KICKOFF RET	No	Yds	Avg	LG	TD
Chapman	28	614	21.9	36	0
McNeill	10	276	27.6	88	0
Maxson	6	103	17.2	24	0
Rogers	6	98	16.3	19	0
Spencer	5	68	13.6	19	0
Strachan	5	91	18.2	33	0
Schmidt	2	54	27.0	34	0
Chambers	1	15	15.0	15	0
Saints	63	1319	20.9	88	0
Opponents	42	1073	25.5	93	1

[illegible]

1975 NFC WEST STANDINGS				
Saints Finish: 4th place				
	W	L	T	Pct.
Los Angeles	12	2	0	.857
San Francisco	5	9	0	.357
Atlanta	4	10	0	.286
New Orleans	2	12	0	.143

2019 MEDIA GUIDE

SAINTS STATISTICS

1976

RECORD: 4-10

FINISH: 3rd-NFC WEST

Date	W/L	Score	Opponent	Attendance	SCORING	TD	Ru	Pa	Rt	PAT	FG	S	TP	PUNTING	No	Yds	Avg	Net	TB	IBO	LG	B
9/12	L	9-40	Minnesota	58,156	Szaro	0	0	0	0	25/29	18/23	0	79	Blanchard	101	3974	39.3	31.0	5	14	63	0
9/19	L	6-24	Dallas	61,413	Galbreath	8	7	1	0	0	0	0	48	Saints	101	3974	39.3	31.0	5	14	63	0
9/26	W	27-17	at Kansas City	53,918	Childs	4	1	3	0	0	0	0	24	Opponents	88	3469	39.4	32.9	10	16	67	1
10/3	L	26-31	Houston	51,973	Burton	2	0	2	0	0	0	0	12									
10/10	W	30-0	Atlanta	51,521	Douglass	2	2	0	0	0	0	0	12	PUNT RET	Ret	FC	Yds <td>Avg</td> <td>LG</td> <td>TD</td> <td></td>	Avg	LG	TD		
10/17	L	3-33	at San Francisco	43,160	Merlo	2	0	0	2	0	0	0	12	Athas	35	10	332	9.5	67	0		
10/24	L	10-16	Los Angeles	51,984	Muncie	2	2	0	0	0	0	0	12	Galbreath	2	0	8	4.0	4	0		
10/31	L	20-23	at Atlanta	34,127	Strachan	2	2	0	0	0	0	0	12	McQuay	2	0	5	2.5	11	0		
11/7	L	27-32	at Green Bay (Mil.)	52,936	Capone	1	0	0	1	0	0	0	6	Myers	2	0	22	11.0	11	0		
11/14	W	17-16	Detroit	42,048	Maxson	1	1	0	0	0	0	0	6	Crist	1	2	8	8.0	8	0		
11/21	W	51-27	at Seattle	61,865	Myers	1	0	0	1	0	0	0	6	Owens	0	2	0	---	---	0		
11/28	L	14-33	at Los Angeles	54,906	Owens	1	0	1	0	0	0	0	6	Saints	42	14	375	8.9	67	0		
12/5	L	6-27	at New England	53,592	Price	1	0	0	1	0	0	0	6	Opponents	64	10	742	11.6	60t	1		
12/12	L	7-27	San Francisco	42,536	Scott	1	1	0	0	0	0	0	6									

TEAM STATISTICS	N.O.	OPP.	Saints	29	16	8	5	25/29	18/23	2346
TOTAL FIRST DOWNS	226	275	Opponents	44	22	18	4	36/44	14/17	3265
Rushing	92	129	SACKS: Saints	39.0	Opp.	51.0				
Passing	111	121								
Penalty	23	25								
3rd Down: Made/Att.	63/210	81/214	RUSHING	No	Yds	Avg	LG	TD		
3rd Down: Pct.	29.0	37.9	Muncie	149	659	4.4	51	2		
4th Down: Made/Att.	2/2	0/0	Galbreath	136	570	4.2	74t	7		
4th Down: Pct.	100.0	0.0	Strachan	66	258	3.9	31	2		

POSSESSION AVG.	Saints	Opponents
TOTAL NET YARDS	3759	4491
Avg. Per Game	268.5	320.8
Total Plays	885	960
Avg. Per Play	4.2	4.7
NET YARDS RUSHING	1775	2289
Avg. Per Game	126.8	163.5
Total Rushes	431	554
NET YARDS PASSING	1984	2202
Avg. Per Game	141.7	157.3
Sacked/Yards Lost	51/369	39/312
Gross Yards	2353	2514
Att./Completions	403/206	367/200
Completion Pct.	51.1	54.5
Had Intercepted	14	12

PUNTS/AVERAGE	Saints	Opponents
NET PUNTING AVG.	101/39.3	88/39.4
PENALTIES/YARDS	101/31.0	88/32.9
FUMBLES/BALL LOST	103/901	105/883
TOUCHDOWNS	29	44
Rushing	16	22
Passing	8	18
Returns	5	4

Score by Periods	1	2	3	4	OT	TOT
Saints	23	83	75	72	0	253
Opponents	69	116	69	92	0	346

RECEIVING	No	Yds	Avg	LG	TD
Galbreath	54	420	7.8	35	1
Herrmann	34	535	15.7	57	0
Muncie	31	272	8.8	33	1
Childs	26	349	13.4	46t	3
Burton	18	297	16.5	69t	2
Owens	12	241	20.1	74	1
Seal	9	72	8.0	15	0
Thaxton	7	112	16.0	25t	1
Maxson	7	21	3.0	14	0
Strachan	6	22	3.7	14	0
K. Jones	1	14	14.0	14	0
Douglass	1	-2	-2.0	-2	0
Saints	206	2353	11.4	74	8
Opponents	200	2514	12.6	55t	18

INTERCEPTIONS	No	Yds	Avg	LG	TD
Merlo	4	142	35.5	83t	2
Athas	2	22	11.0	22	0
Jackson	2	5	2.5	5	0
Price	1	23	23.0	23t	1
Crist	1	20	20.0	20	0
Myers	1	0	0.0	0	0
Spencer	1	0	0.0	0	0
Saints	12	212	17.7	83t	3
Opponents	14	140	10.0	32	1

PASSING	Att	Cmp	Yds	Cmp%	Yds/Att	TD	TD%	Int	Int%	Long	Sk/Yds	Rating
Douglass	213	103	1288	48.4	6.05	4	1.9	8	3.8	74	26/189	58.2
Scott	190	103	1065	54.2	5.61	4	2.1	6	3.2	60t	24/162	64.5
Blanchard	0	0	0	---	---	0	---	0	---	---	1/18	---
Saints	403	206	2353	51.1	5.84	8	2.0	14	3.5	74	51/369	61.2
Opponents	367	200	2514	54.5	6.85	8	4.9	12	3.3	55t	39/312	78.8

SAINTS STATISTICS

1977

RECORD: 3-11

FINISH: 4th-NFC WEST

Date	W/L	Score	Opponent	Attendance
9/18	L	20-24	Green Bay	56,250
9/25	L	19-23	at Detroit	51,548
10/2	W	42-24	at Chicago	51,488
10/9	L	0-14	San Diego	53,942
10/16	L	7-14	at Los Angeles	46,045
10/23	L	31-49	at St. Louis	48,417
10/30	W	27-26	Los Angeles	59,023
11/6	L	7-28	at Philadelphia	53,482
11/13	Lot	7-10	San Francisco	41,564
11/20	W	21-20	Atlanta	43,135
11/27	L	17-20	at San Francisco	33,702
12/4	L	13-16	New York Jets	40,464
12/11	L	14-33	Tampa Bay	40,124
12/18	L	7-35	at Atlanta	36,895

TEAM STATISTICS

TEAM STATISTICS	N.O.	OPP.
TOTAL FIRST DOWNS	223	272
Rushing	115	153
Passing	96	103
Penalty	12	16
3rd Down: Made/Att.	71/201	89/215
3rd Down: Pct.	35.3	41.4
4th Down: Made/Att.	0/0	0/0
4th Down: Pct.	0.0	0.0
POSSESSION AVG.	27:33	32:27
TOTAL NET YARDS	3597	4622
Avg. Per Game	256.9	330.1
Total Plays	851	940
Avg. Per Play	4.2	4.9
NET YARDS RUSHING	2024	2729
Avg. Per Game	144.6	194.9
Total Rushes	484	623
NET YARDS PASSING	1573	1893
Avg. Per Game	112.4	135.2
Sacked/Yards Lost	46/360	27/234
Gross Yards	1933	2127
Att./Completions	321/166	290/154
Completion Pct.	51.7	53.1
Had Intercepted	21	10
PUNTS/AVERAGE	87/41.0	75/38.8
NET PUNTING AVG.	87/31.6	75/32.9
PENALTIES/YARDS	86/794	104/972
FUMBLES/BALL LOST	20/11	29/15
TOUCHDOWNS	31	42
Rushing	14	21
Passing	13	15
Returns	4	6

Score by Periods	1	2	3	4	OT	TOT
Saints	20	105	38	69	0	232
Opponents	69	111	62	91	3	336

SCORING	TD	Ru	Pa	Rt	PAT	FG	S	TP
Childs	9	0	9	0			0	54
Szaro	0	0	0	0	29/31	5/12	0	44
Muncie	7	6	1	0			0	42
Manning	5	5	0	0			0	30
Galbreath	3	3	0	0			0	18
Chapman	1	0	0	1			0	6
Gilliam	1	0	1	0			0	6
Grooms	1	0	1	0			0	6
Merlo	1	0	0	1			0	6
Myers	1	0	0	1			0	6
Pollard	1	0	0	1			0	6
Thaxton	1	0	1	0			0	6
Saints	31	14	13	4	29/31	5/12	1232	
Opponents	42	21	15	6	39/41	15/24	0336	
SACKS: Saints 27.0, Opp. 46.0								

RUSHING	No	Yds	Avg	LG	TD
Muncie	201	811	4.0	36	6
Galbreath	168	644	3.8	26	3
Strachan	55	271	4.9	18	0
Manning	39	270	6.9	27	5
Douglass	2	23	11.5	20	0
Kim Jones	8	23	2.9	8	0
Scott	4	11	2.8	9	0
Thaxton	1	-3	-3.0	-3	0
Boykin	5	-9	-1.8	4	0
Herrmann	1	-17	-17.0	-17	0
Saints	484	2024	4.2	36	14
Opponents	623	2729	4.4	80	21
RECEIVING	No	Yds	Avg	LG	TD
Galbreath	41	265	6.5	30	0
Childs	33	518	15.7	59t	9
Herrmann	32	408	12.8	39	0
Muncie	21	248	11.8	35t	1
Thaxton	14	211	15.1	41	1
Gilliam	11	133	12.1	23	1
Mauti	4	71	17.8	23	0
Strachan	3	26	8.7	10	0
Boykin	3	21	7.0	9	0
Burton	1	13	13.0	13	0
Kim Jones	1	9	9.0	9	0
Parker	1	7	7.0	7	0
Grooms	1	3	3.0	3t	1
Saints	166	1933	11.6	59t	13
Opponents	154	2127	13.8	58	15

INTERCEPTIONS								
Crist	No	Yds	Avg	LG	TD			
Merlo	4	6	1.5	6	0			
Chapman	1	57	57.0	57t	1			
Hughes	1	16	16.0	16	0			
Myers	1	2	2.0	2	0			
Jackson	1	2	2.0	2	0			
Marsalis	1	0	0.0	0	0			
Saints	10	83	8.3	57t	1			
Opponents	21	392	18.7	72t	4			
PUNTING								
Blanchard	No	Yds	Avg	Net	TB	I20	LG	B
Scott	82	3474	42.4	31.5	11	11	66	2
Blanchard	3	95	31.7	31.7	0	0	34	0
Saints	87	3569	41.0	31.6	11	11	66	2
Opponents	75	2909	38.8	32.9	8	15	54	1

PUNT RET	Ret	FC	Yds	Avg	LG	TD
Mauti	37	10	281	7.6	33	0
Saints	37	10	281	7.6	33	0
Opponents	51	9	604	11.8	88t	2
KICKOFF RET	No	Yds	Avg	LG	TD	
Mauti	27	609	22.6	38	0	
Chapman	15	385	25.7	92t	1	
Willis	8	148	18.5	27	0	
Boykin	5	76	15.2	24	0	
Campbell	2	33	16.5	20	0	
Kim Jones	2	23	11.5	13	0	
Kingrea	2	21	10.5	21	0	
Muncie	1	19	19.0	19	0	
Jimmy Stewart	1	33	33.0	33	0	
Thaxton	0	8	—	8	0	
Saints	63	1355	21.5	92t	1	
Opponents	45	1075	23.9	60	0	
FIELD GOALS	1-19	20-29	30-39	40-49	50+	
Szaro	0/0	3/4	2/3	0/2	0/3	
Saints	0/0	3/4	2/3	0/2	0/3	
Opponents	1/2	5/7	3/6	6/6	0/3	
Szaro: (1)26G) (52N) (1)44N) (51N, 22G) (23G, 50N, 42N, 31G) (130N) (1)30G) (1)21N)						
Opponents: (197) (37N, 43G) (219G) (1)29N) (30N) (36G, 27G, 52N) (1)24N, 50G, 36G) (31G, 40G) (40G, 51N, 42G) (19N, 48G, 29G, 27G) (40G, 25G) (1)						

1977 NFC WEST STANDINGS				
Saints Finish: 4th place				
	W	L	T	Pct.
Los Angeles	10	4	0	.714
Atlanta	7	7	0	.500
San Francisco	5	9	0	.357
New Orleans	3	11	0	.214

PASSING	Att	Cmp	Yds	Cmp%	Yds/Att	TD	TD%	Int	Int%	Long	Sk/Yds	Rating
Manning	205	113	1284	55.1	6.26	8	3.9	9	4.4	59t	36/288	68.8
Scott	82	36	516	43.9	6.29	3	3.7	8	9.8	53t	5/43	37.5
Douglass	31	16	130	51.6	4.19	1	3.2	3	9.7	31	5/29	33.7
Blanchard	3	1	3	33.3	1.00	1	33.3	1	33.3	3t	0/0	42.4
Saints	321	166	1933	51.7	6.02	13	4.0	21	6.5	59t	46/360	56.5
Opponents	290	154	2127	53.1	7.33	15	5.2	10	3.4	58	27/234	79.8

HISTORY

FINISH: 3rd-NFC WEST

Los Angeles	12	4	0	.750
Atlanta	9	7	0	.563
New Orleans	7	9	0	.438
San Francisco	2	14	0	.125

INTERCEPTIONS	No	Yds	Avg	LG	TD
Myers	6	167	27.8	97t	1
Spencer	4	83	20.8	37t	0
Brown	4	50	12.5	19	0
Federspiel	2	12	6.0	12	0
Hughes	2	11	5.5	7	0
Chapman	2	-4	-2.0	0	0
Felton	1	0	0.0	0	0
Saints	21	319	15.2	97t	1
Opponents	16	198	12.4	56	1

PASSING	Att	Cmp	Yds	Cmp%	Yds/Att	TD	TD%	Int	Int%	Long	Sk/Yds	Rating
Manning	471	291	3416	61.8	7.25	17	3.6	16	3.4	71t	37/301	81.2t
Scott	5	3	36	60.0	7.20	0	0.0	0	0.0	23	0/0	82.1t
Harris	1	0	0	0.0	0.00	0	0.0	0	0.0	0	0/0	39.6t
Muncie	1	0	0	0.0	0.00	0	0.0	0	0.0	0	0/0	39.6t
Strachan	1	0	0	0.0	0.00	0	0.0	0	0.0	0	0/0	39.6t
Saints	479	294	3452	61.4	7.21	17	3.5	16	3.3	71t	37/301	81.2t
Opponents	418	215	2700	51.4	6.46	21	5.0	21	5.0	80t	33/236	67.7t



HISTORY

FINISH: 2nd-NFC WEST

TEAM STATISTICS										N.C. OPP.																					
TOTAL FIRST DOWNS										315	334	RUSHING																			
Rushing	160	147	Muncie	238	1198	5.0	69t	11	Williams	2	12	6.0	12	0																	
Passing	135	168	Galbreath	189	708	3.7	27	9	Kovach	1	10	10.0	10	0																	
Penalty			Strachan	62	276	4.5	23	6	Owens	1	10	10.0	10	0																	
3rd Down: Made/Att.	86/215	105/239	Manning	35	186	5.3	20	2	Saints	66	1319	20.0	39	0																	
3rd Down Pct.	40.0	43.9	Holmes	17	68	4.0	14	0	Opponents	76	1523	20.0	53	0																	
4th Down: Made/Att.	0/0	0/0	Wilson	5	26	5.2	16	0	FIELD GOALS																						
4th Down Pct.	0.0	0.0	Harris	2	9	4.5	16	0	Yepremian	1-19	20-29	30-39	40-49	50+																	
POSSESSION AVG.										30:23	29:37	Kim Jones	3	5	1.7	3	0														
TOTAL NET YARDS										5627	5535	Saints	551	2476	4.5	69t	28	Saints	1-12	7-7	5-6	3-6	0-0								
Avg. Per Game	351.7	345.9	Opponents	521	2469	4.7	60	22	Opponents	2-2	4-4	2-4	5-6	3-6	0-0																
Total Plays	996	1055																													
Avg. Per Play	5.6	5.2	RECEIVING										No	Yds	Avg	LG	TD	Yepremian: ()()()()186)(38G)(32G)()()21G)(45B)													
NET YARDS RUSHING										2476	2469	Chandler	65	1069	16.4	85	6	(20G)(42G)(37N,40G)(23G,44G,21G)()46N)													
Avg. Per Game	154.8	154.3	Galbreath	58	484	8.3	38	1	(49N,35G,24G)																						
Total Rushes	551	521	Childs	51	846	16.6	51	5																							
NET YARDS PASSING										3151	3066	Muncie	40	308	7.7	28	0	Galbreath: ()(23G,27G,19N)()()()()()()()()													
Avg. Per Game	196.9	191.6	Harris	25	395	15.8	42	2	()()()()()					Erlebein: (37G,38G)()()()()()()()()																	
Sacked/Yards Lost	17/140	46/391	Owens	7	72	10.3	21	1	()()()()()()					Team: (37G,38G)(23G,27G,19N)()()186)(38G)																	
Gross Yards	3291	3457	Holmes	3	19	6.3	13	0						(32G)()()21G)(45B)(20G)(42G)(37N,40G)(23G,																	
Att./Completions	428/257	488/265	Strachan	3	9	3.0	5	0						44G,21G)()46N)(49N,35G,24G)																	
Completion Pct.	60.0	54.3	Mauti	2	64	32.0	61	0						Opponents: (27G,43G,52N)()()24G,36G,19G,44G)																	
Had Intercepted	22	26	B.Williams	2	22	11.0	14	0						(153N,43N)()()()()18G,30B)(28G,37N)(32G,																	
PUNTS/AVERAGE	69/39.5	71/38.4	Hardy	1	3	3.0	3t	1						47G)(27G)()46N)()()																	
NET PUNTING AVG.										69/34.2	71/32.3	Saints	257	3291	12.8	85	16														
PENALTIES/YARDS										93/812	98/871	Opponents	265	3457	13.0	66t	24														
FUMBLES/BALL LOST										24/14	32/16																				
TOUCHDOWNS										46	47	INTERCEPTIONS										No	Yds	Avg	LG	TD					
Rushing	28	22											Myers	7	127	18.1	52t	1													
Passing	16	24											Hughes	4	62	15.5	40	0													
Returns	2	1											Felton	4	53	13.3	53	0													
										Schwartz	2	31	15.5	22	0																
										Bordelon	2	24	12.0	19t	1																
										Chapman	2	12	6.0	12	0	Los Angeles															
										Gray	1	32	32.0	32	0	New Orleans															
										McGill	1	6	6.0	6	0	Atlanta															
										Federspiel	1	4	4.0	4	0	San Francisco															
										Brown	1	2	2.0	2	0																
										Grooms	1	-2	-2.0	-2	0																
										Saints	26	351	13.5	53	2																
										Opponents	22	199	9.0	35	1																

Passing	Att	Cmp	Yds	Cmp%	Yds/Att	TD	TD%	Int	Int%	Long	Sk/Yds	Rating
Manning	420	252	3169	60.0	7.55	15	3.6	20	4.8	85	17/140	75.6
Galbreath	3	2	70	66.7	23.33	0	0.0	1	33.3	48	0/0	70.1
Muncie	2	1	40	50.0	20.00	1	50.0	0	0.0	40t	0/0	135.4
Scott	2	2	12	100.0	6.00	0	0.0	0	0.0	6	0/0	91.7
Erxleben	1	0	0	0.0	0.00	0	0.0	1	100.0	0	0/0	0.0
Saints	428	257	3291	60.0	7.69	16	3.7	22	5.1	85	17/140	75.2
Opponents	488	265	3457	54.3	7.08	24	4.9	26	5.3	66t	46/391	71.0

SAINTS STATISTICS

1980

RECORD: 1-15

FINISH: 4th-NFC WEST

Date	W/L	Score	Opponent	Attendance	SCORING	TD	Ru	Pa	Rt	PAT	FG	S	TP	PUNTING	No	Yds	Avg	Net	TB	LG	B
9/7	L	23-22	San Francisco	58,621	Ricardo	0	0	0	0	31/34	10/17	0	61	Ernieben	89	3499	39.3	33.1	3	23	57
9/14	L	3-22	at Chicago	62,523	Chandler	6	0	6	0	0	0	0	36	Saints	89	3499	39.3	33.1	3	23	57
9/21	L	26-35	Buffalo	51,154	Childs	6	0	6	0	0	0	0	36	Opponents	64	2466	38.5	34.2	5	20	57
9/28	L	16-21	at Miami	40,946	Ik. Harris	6	0	6	0	0	0	0	36								
10/5	L	7-40	St. Louis	45,388	Galbreath	5	3	2	0	0	0	0	30	PUNT RET	Ret	FC	Yds	Avg	LG	TD	
10/12	L	13-24	at Detroit	78,147	Holmes	3	2	1	0	0	0	0	18	Mauti	11	5	111	10.1	18	0	
10/19	L	14-41	Atlanta	62,651	Rogers	3	1	2	0	0	0	0	18	Chandler	8	6	36	4.5	11	0	
10/26	L	14-22	at Washington	51,375	Muncie	2	2	0	0	0	0	0	12	Waymer	3	0	29	9.7	14	0	
11/2	L	31-45	at Los Angeles	59,909	Williams	2	0	2	0	0	0	0	12	Myers	0	1	0	---	---	0	
11/9	L	21-34	Philadelphia	44,340	Wilson	2	1	1	0	0	0	0	12	Saints	22	12	176	8.0	18	0	
11/16	L	13-31	at Atlanta	53,871	Ernieben	0	0	0	0	2/2	2/5	0	6	Opponents	48	20	490	10.2	57t	1	
11/24	L	7-27	Los Angeles	53,488	Price	1	0	0	1	0	0	0	6								
11/30	L	20-23	Minnesota	30,936	Reese	1	0	0	1	0	0	0	6	KICKOFF RET	No	Yds	Avg	LG	TD		
12/7	Lot	35-38	at San Francisco	37,949	Saints	37	9	26	2	33/36	12/22	0	291	Rogers	41	930	22.7	88	0		
12/14	W	21-20	at New York Jets	38,077	Opponents	60	28	31	1	56/60	23/31	1	487	Mauti	31	798	25.7	52	0		
12/21	L	27-38	New England	38,277	SACKS: Saints	27	0	0	0	0	0	0	0	Wilson	9	159	17.7	27	0		

TEAM STATISTICS	N.O.	OPP.	RUSHING	No	Yds	Avg	LG	TD	
TOTAL FIRST DOWNS	285	360	Rogers	80	366	4.6	24	1	
Rushing	80	178	Galbreath	81	308	3.8	26	3	
Passing	183	155	Wilson	63	188	3.0	15	1	
Penalty	22	27	Muncie	40	168	4.2	24	2	
3rd Down: Made/Att.	65/203	95/225	Manning	23	166	7.2	24	0	
3rd Down Pct.	32.0	42.2	Holmes	38	119	3.1	20	2	
4th Down: Made/Att.	0/1	0/0	Strachan	20	41	2.1	10	0	
4th Down Pct.	0.0	0.0	Chandler	1	9	9.0	9	0	
POSSESSION AVG.	27:33	32:28	Mauti	1	2	2.0	2	0	
TOTAL NET YARDS	5010	6218	Banks	1	-5	-5.0	-5	0	
Avg. Per Game	313.1	388.6	Saints	348	1362	3.9	26	9	
Total Plays	960	1102	Opponents	630	3106	4.9	69t	28	
Avg. Per Play	5.2	5.6							

NET YARDS RUSHING	1362	3106	RECEIVING	No	Yds	Avg	LG	TD	
Avg. Per Game	85.1	194.1	Chandler	65	975	15.0	50	6	
Total Rushes	348	630	Galbreath	57	470	8.2	21	2	
NET YARDS PASSING	3648	3112	Ik. Harris	37	692	18.7	44t	6	
Avg. Per Game	228.0	194.5	Childs	34	463	13.6	30	1	
Sacked/Yards Lost	46/362	27/229	Wilson	31	241	7.8	42	1	
Gross Yards	4010	3341	Holmes	29	226	7.8	16	1	
Att./Completions	566/334	445/255	Rogers	27	267	9.9	43	2	
Completion Pct.	59.0	57.3	Williams	26	351	13.5	56	2	
Had Intercepted	22	12	Hardy	13	197	15.2	44	0	

PUNTS/AVERAGE	89/39.3	64/38.5	INTERCEPTIONS	No	Yds	Avg	LG	TD	
NET PUNTING AVG.	89/33.1	64/34.2	Myers	5	96	19.2	48	0	
PENALTIES/YARDS	98/837	79/690	Brown	2	31	15.5	29	0	
FUMBLES/BALL LOST	28/13	27/12	Marshall	2	17	8.5	17	0	
TOUCHDOWNS	37	60	Grooms	1	37	37.0	37	0	
Rushing	9	28	Mathis	1	15	15.0	15	0	
Passing	26	31	Kovach	1	0	0.0	0	0	
Returns	2	1	Saints	12	196	16.3	48	0	
			Opponents	22	217	9.9	34	0	

Score by Periods	1	2	3	4	OT	TOT	
Saints	55	90	71	75	0	291	
Opponents	67	151	108	158	3	487	

NET YARDS RUSHING	1362	3106	RECEIVING	No	Yds	Avg	LG	TD	
Avg. Per Game	85.1	194.1	Chandler	65	975	15.0	50	6	
Total Rushes	348	630	Galbreath	57	470	8.2	21	2	
NET YARDS PASSING	3648	3112	Ik. Harris	37	692	18.7	44t	6	
Avg. Per Game	228.0	194.5	Childs	34	463	13.6	30	1	
Sacked/Yards Lost	46/362	27/229	Wilson	31	241	7.8	42	1	
Gross Yards	4010	3341	Holmes	29	226	7.8	16	1	
Att./Completions	566/334	445/255	Rogers	27	267	9.9	43	2	
Completion Pct.	59.0	57.3	Williams	26	351	13.5	56	2	
Had Intercepted	22	12	Hardy	13	197	15.2	44	0	

PUNTS/AVERAGE	89/39.3	64/38.5	INTERCEPTIONS	No	Yds	Avg	LG	TD	
NET PUNTING AVG.	89/33.1	64/34.2	Myers	5	96	19.2	48	0	
PENALTIES/YARDS	98/837	79/690	Brown	2	31	15.5	29	0	
FUMBLES/BALL LOST	28/13	27/12	Marshall	2	17	8.5	17	0	
TOUCHDOWNS	37	60	Grooms	1	37	37.0	37	0	
Rushing	9	28	Mathis	1	15	15.0	15	0	
Passing	26	31	Kovach	1	0	0.0	0	0	
Returns	2	1	Saints	12	196	16.3	48	0	
			Opponents	22	217	9.9	34	0	

Score by Periods	1	2	3	4	OT	TOT	
Saints	55	90	71	75	0	291	
Opponents	67	151	108	158	3	487	

NET YARDS RUSHING	1362	3106	RECEIVING	No	Yds	Avg	LG	TD	
Avg. Per Game	85.1	194.1	Chandler	65	975	15.0	50	6	
Total Rushes	348	630	Galbreath	57	470	8.2	21	2	
NET YARDS PASSING	3648	3112	Ik. Harris	37	692	18.7	44t	6	
Avg. Per Game	228.0	194.5	Childs	34	463	13.6	30	1	
Sacked/Yards Lost	46/362	27/229	Wilson	31	241	7.8	42	1	
Gross Yards	4010	3341	Holmes	29	226	7.8	16	1	
Att./Completions	566/334	445/255	Rogers	27	267	9.9	43	2	
Completion Pct.	59.0	57.3	Williams	26	351	13.5	56	2	
Had Intercepted	22	12	Hardy	13	197	15.2	44	0	

PUNTS/AVERAGE	89/39.3	64/38.5	INTERCEPTIONS	No	Yds	Avg	LG	TD	
NET PUNTING AVG.	89/33.1	64/34.2	Myers	5	96	19.2	48	0	
PENALTIES/YARDS	98/837	79/690	Brown	2	31	15.5	29	0	
FUMBLES/BALL LOST	28/13	27/12	Marshall	2	17	8.5	17	0	
TOUCHDOWNS	37	60	Grooms	1	37	37.0	37	0	
Rushing	9	28	Mathis	1	15	15.0	15	0	
Passing	26	31	Kovach	1	0	0.0	0	0	
Returns	2	1	Saints	12	196	16.3	48	0	
			Opponents	22	217	9.9	34	0	

Score by Periods	1	2	3	4	OT	TOT	
Saints	55	90	71	75	0	291	
Opponents	67	151	108	158	3	487	

NET YARDS RUSHING	1362	3106	RECEIVING	No	Yds	Avg	LG	TD	
Avg. Per Game	85.1	194.1	Chandler	65	975	15.0	50	6	
Total Rushes	348	630	Galbreath	57	470	8.2	21	2	
NET YARDS PASSING	3648	3112	Ik. Harris	37	692	18.7	44t	6	
Avg. Per Game	228.0	194.5	Childs	34	463	13.6	30	1	
Sacked/Yards Lost	46/362	27/229	Wilson	31	241	7.8	42	1	
Gross Yards	4010	3341	Holmes	29	226	7.8	16	1	
Att./Completions	566/334	445/255	Rogers	27	267	9.9	43	2	
Completion Pct.	59.0	57.3	Williams	26	351	13.5	56	2	
Had Intercepted	22	12	Hardy	13	197	15.2	44	0	

PUNTS/AVERAGE	89/39.3	64/38.5	INTERCEPTIONS	No	Yds	Avg	LG	TD	
NET PUNTING AVG.	89/33.1	64/34.2	Myers	5	96	19.2	48	0	
PENALTIES/YARDS	98/837	79/690	Brown	2	31	15.5	29	0	
FUMBLES/BALL LOST	28/13	27/12	Marshall	2	17	8.5	17	0	
TOUCHDOWNS	37	60	Grooms	1	37	37.0	37	0	
Rushing	9	28	Mathis	1	15	15.0	15	0	
Passing	26	31	Kovach	1	0	0.0	0	0	
Returns	2	1	Saints	12	196	16.3	48	0	
			Opponents	22	217	9.9	34	0	

Score by Periods	1	2	3	4	OT	TOT	
Saints	55	90	71	75	0	291	
Opponents	67	151	108	158	3	487	

NET YARDS RUSHING	1362	3106	RECEIVING	No	Yds	Avg	LG	TD	
Avg. Per Game	85.1	194.1	Chandler	65	975	15.0	50	6	
Total Rushes	348	630	Galbreath	57	470	8.2	21	2	
NET YARDS PASSING	3648	3112	Ik. Harris	37	692	18.7	44t	6	
Avg. Per Game	228.0	194.5	Childs	34	463	13.6	30	1	
Sacked/Yards Lost	46/362	27/229	Wilson	31	241	7.8	42	1	
Gross Yards	4010	3341	Holmes	29	226	7.8	16	1	
Att./Completions	566/334	445/255	Rogers	27	267	9.9	43	2	
Completion Pct.	59.0	57.3	Williams	26	351	13.5	56	2	
Had Intercepted	22	12	Hardy	13	197	15.2	44	0	

SAINTS STATISTICS

1981

RECORD: 4-12

FINISH: 4th-NFC WEST

Date	W/L	Score	Opponent	Attendance
9/6	L	0-27	at Atlanta	57,406
9/13	W	23-17	Los Angeles	62,063
9/20	L	7-20	at New York Giants	69,814
9/27	L	14-21	at San Francisco	44,433
10/4	L	6-20	Pittsburgh	64,578
10/11	L	14-31	Philadelphia	52,728
10/18	L	17-20	at Cleveland	76,059
10/25	W	17-7	Cincinnati	46,336
11/1	L	10-41	Atlanta	63,637
11/8	W	21-13	at Los Angeles	61,068
11/15	L	10-20	at Minnesota	45,215
11/22	W	27-24	at Houston	49,581
11/29	L	14-31	Tampa Bay	62,209
12/6	L	3-30	at St. Louis	46,923
12/13	L	7-35	Green Bay	45,518
12/20	L	17-21	San Francisco	43,639

TEAM STATISTICS		N.O.	OPP.
TOTAL FIRST DOWNS		280	303
Rushing	126	127	
Passing	124	161	
Penalty	30	15	
3rd Down: Made/Att.	91/225	94/209	
3rd Down Pct.	40.4	45.0	
4th Down: Made/Att.	0/0	0/0	
4th Down Pct.	0.0	0.0	
POSSESSION AVG.		31:19	28:41
TOTAL NET YARDS		4705	5253
Avg. Per Game	294.1	328.3	
Total Plays	1028	1002	
Avg. Per Play	4.6	5.2	
NET YARDS RUSHING		2286	1916
Avg. Per Game	142.9	119.8	
Total Rushes	546	504	
NET YARDS PASSING		2419	3337
Avg. Per Game	151.2	208.6	
Sacked/Yards Lost	41/359	27/241	
Gross Yards	2778	3578	
Att./Completions	441/238	471/287	
Completion Pct.	54.0	60.9	
Had Intercepted	27	17	
PUNTS/AVERAGE		66/40.5	69/44.1
NET PUNTING AVG.		66/34.4	69/35.6
PENALTIES/YARDS		109/909	118/1089
FUMBLES/BALL LOST		40/20	31/17
TOUCHDOWNS		24	46
Rushing	16	17	
Passing	8	26	
Returns	0	3	
Score by Periods		1 2 3 4 OT	TOT
Saints		51 57 44 55 0	207
Opponents		79 117 72 110 0	378

SCORING	TD	Ru	Pa	Rt	PAT	FG	S	TP
G. Rogers	13	13	0	0			0	78
Ricardo	0	0	0	0	24/24	13/25	0	63
W. Wilson	5	1	4	0			0	30
Holmes	2	2	0	0			0	12
Chandler	1	0	1	0			0	6
Groth	1	0	1	0			0	6
Hardy	1	0	1	0			0	6
Merkens	1	0	1	0			0	6
Saints	24	16	8	0	24/24	13/25	0	207
Opponents	46	17	26	3	44/44	19/25	0	378
SACKS: Saints 27.0, Opp. 41.0								

RUSHING	No	Yds	Avg	LG	TD
G. Rogers	378	1674	4.4	79t	13
Holmes	58	194	3.3	11	2
Tyler	36	183	5.1	42	0
W. Wilson	44	137	3.1	13	1
J. Rogers	9	37	4.1	15	0
Manning	2	28	14.0	15	0
Groth	2	27	13.5	28	0
Erkleben	2	10	5.0	26	0
Stauch	2	6	3.0	5	0
D. Wilson	5	1	0.2	9	0
Merkens	2	-1	-0.5	2	0
Caster	1	-3	-3.0	-3	0
Myers	2	-3	-1.5	6	0
Scott	3	-4	-1.3	-1	0

RECEIVING	No	Yds	Avg	LG	TD
Holmes	38	206	5.4	19	0
W. Wilson	31	384	12.4	55	4
Merkens	29	458	15.8	50	1
Hardy	23	275	12.0	27	1
Tyler	23	135	5.9	18	0
Groth	20	380	19.0	54	1
Chandler	17	285	16.8	39	1
G. Rogers	16	126	7.9	25	0
Thompson	6	81	13.5	25	0
Martini	8	72	9.0	15	0
Brenner	7	143	20.4	34	0
Caster	7	108	15.4	31	0
Williams	5	50	10.0	13	0
Harris	2	33	16.5	20	0
Banks	2	18	9.0	12	0
J. Rogers	2	12	6.0	9	0
Stauch	1	7	7.0	7	0
Lafary	1	5	5.0	5	0
Saints	238	2778	11.7	55	8
Opponents	287	3578	12.5	60t	26

INTERCEPTIONS	No	Yds	Avg	LG	TD
Waymer	4	54	13.5	31	0
Wattelet	3	16	5.3	16	0
Myers	2	70	35.0	54	0
Ray	1	33	33.0	33	0
Nairne	1	18	18.0	18	0
Kovach	1	13	13.0	13	0
Redd	1	7	7.0	7	0
Bordelon	1	3	3.0	3	0
Gary	1	0	0.0	0	0
Poe	1	0	0.0	0	0
Spivey	1	0	0.0	0	0
Saints	17	214	12.6	54	0
Opponents	27	479	17.7	53	1

PUNTING	No	Yds	Avg	Net	TB	I20	LG	B
Erkleben	66	2672	40.5	34.4	6	11	60	0
Saints	66	2672	40.5	34.4	6	11	60	0
Opponents	69	3045	44.1	35.6	8	11	61	0

PUNT RET	Ret	FC	Yds	Avg	LG	TD
Groth	37	6	436	11.8	36	0
Banks	2	0	0.0	0	0	0
Merkens	1	1	-12	-12.0	-12	0
Poe	1	0	2	2.0	2	0
Saints	41	7	426	10.4	36	0
Opponents	36	13	282	7.8	52	0

KICKOFF RET	No	Yds	Avg	LG	TD
W. Wilson	31	722	23.3	57	0
J. Rogers	28	621	22.2	44	0
Groth	3	50	16.7	21	0
Stauch	3	65	21.7	29	0
Brock	2	18	9.0	12	0
Merkens	2	38	19.0	20	0
Banks	1	9	9.0	9	0
Saints	70	1523	21.8	57	0
Opponents	50	966	19.3	40	0

FIELD GOALS	1-19	20-29	30-39	40-49	50+
Ricardo	0/0	5/5	3/9	5/10	0/1
Saints	0/0	5/5	3/9	5/10	0/1
Opponents	2/2	7/7	3/5	5/7	2/4
Ricardo: (368)(45G, 46G, 34G)() () (26G, 33G)()					
(49N, 21G, 32G, 37N)(48N, 38G)(28G, 51N)(32N,					
35N)(24G)(41G, 46G, 42G)(44N)(44G, 37N, 48N)()					
(27G)					
Opponents: (37N)(40G)(52N, 20G, 55G, 46N, 56N)()					
(25G, 43G)(22G, 38N, 49N)(34G, 19G)() (25G, 22G)					
(44G, 24G)(35G, 19G)(49G)(51G)(41G, 31G, 24G)()					
()					

1981 NFC WEST STANDINGS

Saints Finish: 4th place

	W	L	T	Pct.
San Francisco	13	3	0	.813
Atlanta	7	9	0	.438
Los Angeles	6	10	0	.375
New Orleans	4	12	0	.250

PASSING	Att	Cmp	Yds	Cmp%	Yds/Att	TD	TD%	Int	Int%	Long	Sk/Yds	Rating
Manning	232	134	1447	57.8	6.24	5	2.2	11	4.7	55	21/164	63.6
D. Wilson	159	82	1058	51.6	6.65	1	0.6	11	6.9	50	12/121	46.1
Scott	46	20	245	43.5	5.33	1	2.2	5	10.9	31	7/72	28.2
Merkens	2	1	20	50.0	10.00	0	0.0	0	0.0	20	1/2	85.4
Myers	2	1	8	50.0	4.00	1	50.0	0	0.0	8t	0/0	100.0
Saints	441	238	2778	54.0	6.30	8	1.8	27	6.1	55	41/359	53.8
Opponents	471	287	3578	60.9	7.60	26	5.5	17	3.6	60t	27/241	87.9

SAINTS STATISTICS

1982

RECORD: 4-5

FINISH: 9th-NFC

Date	W/L	Score	Opponent	Attendance
9/12	L	7-21	St. Louis	58,673
9/19	W	10-0	at Chicago	56,600
11/21	W	27-17	Kansas City	39,341
11/28	W	23-20	at San Francisco	51,611
12/5	L	10-13	Tampa Bay	61,709
12/12	L	0-35	at Atlanta	39,535
12/19	L	7-21	at Dallas	64,506
12/26	L	10-27	Washington	48,667
1/2	W	35-6	Atlanta	47,336

TEAM STATISTICS	N.O.	OPP.
TOTAL FIRST DOWNS	173	151
Rushing	79	58
Passing	76	81
Penalty	18	12
3rd Down: Made/Att.	48/128	36/103
3rd Down Pct.	37.5	35.0
4th Down: Made/Att.	6/11	3/3
4th Down Pct.	54.5	100.0

POSSESSION AVG.	32:07	27:53
TOTAL NET YARDS	2655	2607
Avg. Per Game	295.0	289.7
Total Plays	602	531
Avg. Per Play	4.4	4.9

NET YARDS RUSHING	1257	974
Avg. Per Game	139.7	108.2
Total Rushes	331	255

NET YARDS PASSING	1398	1633
Avg. Per Game	155.3	181.4
Sacked/Yards Lost	23/173	31/231
Gross Yards	1571	1864
Att./Completions	248/137	245/149
Completion Pct.	55.2	60.8
Had Intercepted	14	9

PUNTS/AVERAGE	46/43.0	51/41.1
NET PUNTING AVG.	46/35.2	51/36.7
PENALTIES/YARDS	63/514	52/459
FUMBLES/BALL LOST	17/10	23/13

TOUCHDOWNS	16	19
Rushing	8	8
Passing	8	11
Returns	0	0

Score by Periods	1	2	3	4	OT	TOT
Saints	31	27	26	45	0	129
Opponents	14	64	34	48	0	160

SCORING	TD	Ru	Pa	Rt	PAT	FG	S	TP
Wilson	5	3	2	0			0	30
Fritsch	0	0	0	0	8/9	4/7	0	20
G. Rogers	3	0	0	0			0	18
Andersen	0	0	0	0	6/6	2/5	0	12
Duckett	2	0	2	0			0	12
J. Rogers	2	2	0	0			0	12
Groth	1	0	1	0			0	6
Hardy	1	0	1	0			0	6
Hurley	1	0	1	0			0	6
Thompson	1	0	1	0			0	6
Erxleben	0	0	0	0	1/1	0/1	0	1
Saints	16	8	0	0	15/16	6/13	0	129

Opponents	19	8	11	0	19/19	9/12	0	160
SACKS:	B. Clark 5.5, Jackson 4.5, Moore 4.0, Gary 3.0, Re. Lewis 3.0, Paul 3.0, Kovach 2.5, Wilks 2.0, Bordelon 1.0, Nairne 1.0, Warren 1.0, Winston 0.5, Saints							
31.0, Opp. 23.0								

RUSHING	No	Yds	Avg	LG	TD
G. Rogers	122	535	4.4	38	3
Wilson	103	413	4.0	20	3
J. Rogers	60	178	3.0	32	2
Gajan	19	77	4.1	12	0
Merkins	9	30	3.3	19	0
Tyler	10	21	2.1	11	0
Holmes	2	8	4.0	5	0
Thompson	1	2	2.0	2	0
Groth	1	1	1.0	1	0
L Scott	1	-4	-4.0	-4	0
Stabler	3	-4	-1.3	0	0
Saints	331	1257	3.8	38	8
Opponents	255	974	3.8	40	8

RECEIVING	No	Yds	Avg	LG	TD
Groth	30	383	12.8	39	1
Wilson	25	175	7.0	34	2
L Scott	17	251	14.8	36	0
Brenner	16	171	10.7	25	0
Duckett	12	196	16.3	31	2
Thompson	8	138	17.3	48	1
Hardy	8	67	8.4	31	1
Mauti	4	70	17.5	37	0
Tyler	4	31	7.8	12	0
G. Rogers	4	21	5.3	10	0
J. Rogers	4	17	4.3	6	0
Gajan	3	10	3.3	9	0
Hurley	1	39	39.0	39t	1
Holmes	1	2	2.0	2	0
Saints	137	1571	11.5	48	8
Opponents	149	1864	12.5	58	11

INTERCEPTIONS	No	Yds	Avg	LG	TD
Gary	2	25	12.5	19	0
Winston	2	-2	-1.0	0	0
Jackson	1	32	32.0	32	0
Hurley	1	26	26.0	26	0
Paul	1	14	14.0	14	0
Ro. Lewis	1	12	12.0	12	0
Nairne	1	1	1.0	1	0
Saints	9	108	12.0	32	0
Opponents	14	79	5.6	35	0

PUNTING	No	Yds	Avg	Net	TB	I20	LG	B
Erxleben	46	1976	43.0	35.2	6	6	60	0
Saints	46	1976	43.0	35.2	6	6	60	0
Opponents	51	2094	41.1	36.7	4	11	59	0

PUNT RET	Ret	FC	Yds	Avg	LG	TD
Groth	21	13	144	6.9	18	0
Saints	21	13	144	6.9	18	0
Opponents	29	4	239	8.2	19	0

KICKOFF RET	No	Yds	Avg	LG	TD
Thompson	10	211	21.1	35	0
Wilson	7	192	27.4	75	0
Mauti	5	93	18.6	22	0
Duckett	2	39	19.5	25	0
Gajan	1	18	18.0	18	0
J. Rogers	1	24	24.0	24	0
Saints	26	577	22.2	75	0
Opponents	20	388	19.4	30	0

FIELD GOALS	1-19	20-29	30-39	40-49	50+
Fritsch	1/1	1/2	0/1	2/3	0/0
Andersen	0/0	0/0	1/1	1/3	0/1
Erxleben	0/0	0/1	0/0	0/0	0/0
Saints	1/1	1/2	1/2	3/6	0/1
Opponents	0/0	2/3	2/3	4/4	1/3

Fritsch:	() (40G) (19G, 42G) (27G) (33N) () (29B, 40N) () ()
Andersen:	() () () () (45G, 60N) () (43N) (36G) (42N)
Erxleben:	(25N) () () () () () () ()
Team:	(25N) (40G) (19G, 42G) (27G) (33N, 45G, 60N) () (29B, 40N, 43N) (36G) (42N)
Opponents:	() (52N) (58N, 35G) (40G, 45G) (29G, 50G) (34N) () (36G, 45G) (40G, 29G)

1982 NFC STANDINGS				
Saints Finish: 9th place				
	W	L	T	Pct.
Washington	8	1	0	.889
Dallas	6	3	0	.667
Green Bay	5	3	1	.611
Minnesota	5	4	0	.556
Atlanta	5	4	0	.556
St. Louis	5	4	0	.556
Tampa Bay	5	4	0	.556
Detroit	4	5	0	.444
New Orleans	4	5	0	.444
N.Y. Giants	4	5	0	.444
San Francisco	3	6	0	.333
Chicago	3	6	0	.333
Philadelphia	3	6	0	.333
L.A. Rams	2	7	0	.222

PASSING	Att	Cmp	Yds	Cmp%	Yds/Att	TD	TD%	Int	Int%	Long	Sk/Yds	Rating
Stabler	189	117	1343	61.9	7.11	6	3.2	10	5.3	48	13/106	71.8
Merkins	49	18	186	36.7	3.80	1	2.0	2	4.1	37	8/49	38.3
Manning	7	1	3	14.3	0.43	0	0.0	2	28.6	3	2/18	0.0
Erxleben	2	1	39	50.0	19.50	1	50.0	0	0.0	39t	0/0	135.4
Holmes	1	0	0	0.0	0.00	0	0.0	0	0.0	0	0/0	39.6
Saints	248	137	1571	55.2	6.33	8	3.2	14	5.6	48	23/173	61.7
Opponents	245	149	1864	60.8	7.61	11	4.5	9	3.7	58t	31/231	84.1

SAINTS STATISTICS

1983

RECORD: 8-8

FINISH: 3rd-NFC WEST

Date	W/L	Score	Opponent	Attendance	SCORING	TD	Ru	Pa	Rt	PAT	FG	S	TP	INTERCEPTIONS	No	Yds	Avg	LG	TD			
9/4	W	28-17	St. Louis	60,430	Andersen	0	0	0	0	37/38	18/24	0	91	Poe	7	146	20.9	31t	1			
9/11	L	27-30	at L.A. Rams	45,572	W. Wilson	11	9	2	0	0	0	66	0	Gary	3	70	23.3	26	0			
9/18	Wot	34-31	Chicago	64,692	G. Rogers	5	5	0	0	0	0	30	0	Winston	3	21	7.0	15	0			
9/25	L	20-21	at Dallas	62,136	Gajan	4	4	0	0	0	0	24	0	Johnson	2	80	40.0	70t	1			
10/2	W	17-7	Miami	66,489	Brenner	3	0	3	0	0	0	18	0	Wattelet	2	33	16.5	24	0			
10/9	W	19-17	at Atlanta	51,654	Young	3	0	3	0	0	0	18	0	Paul	2	3	1.5	3	0			
10/16	L	13-32	San Francisco	68,154	Duckett	2	0	2	0	0	0	12	0	Re. Lewis	1	27	27.0	27t	1			
10/23	W	24-21	at Tampa Bay	48,242	Goodlow	2	0	2	0	0	0	12	0	Sternrick	1	26	26.0	26	0			
10/30	L	21-27	at Buffalo	49,413	K. Clark	1	0	0	1	0	0	6	6	Warren	1	6	6.0	6	0			
11/6	W	27-10	Atlanta	67,062	Groth	1	0	1	0	0	0	6	6	Jackson	1	0	0.0	0	0			
11/13	L	0-27	at San Francisco	40,022	Johnson	1	0	0	1	0	0	6	6	Saints	23	412	17.9	70t	3			
11/21	L	28-31	New York Jets	68,606	Korte	1	0	0	1	0	0	6	6	Opponents	25	424	17.0	69t	5			
11/27	W	17-16	Minnesota	59,502	Re. Lewis	1	0	0	1	0	0	6	6									
12/4	L	0-7	at New England	24,579	Poe	1	0	0	1	0	0	6	6	PUNTING	No	Yds	Avg	Net	TB	I20	LG	B
12/11	Wot	20-17	at Philadelphia	45,182	Tice	1	0	1	0	0	0	6	6	Exleiben	74	3034	41.0	30.5	1	0	60	0
12/18	L	24-26	L.A. Rams	70,148	D. Wilson	1	1	0	0	0	0	6	6	Merkens	4	144	36.0	30.5	1	0	45	0

TEAM STATISTICS

TOTAL FIRST DOWNS

Rushing	135	108
Passing	136	159
Penalty	15	22
3rd Down: Made/Att.	89/226	87/225
3rd Down Pct.	39.4	38.7
4th Down: Made/Att.	13/17	2/6
4th Down Pct.	76.5	33.3

POSSESSION AVG.

TOTAL NET YARDS

Avg. Per Game	308.6	293.2
Total Plays	1055	1024
Avg. Per Play	4.7	4.6

NET YARDS RUSHING

Avg. Per Game	153.8	125.0
Total Rushes	595	472

NET YARDS PASSING

Avg. Per Game	154.8	168.2
Sacked/Yards Lost	35/305	56/437
Gross Yards	2782	3128
Att./Completions	425/243	496/271
Completion Pct.	57.2	54.6
Had Intercepted	25	23

PUNTS/AVERAGE

NET PUNTING AVG.

PENALTIES/YARDS

FUMBLES/BALL LOST

TOUCHDOWNS

Rushing	19	11
Passing	14	20
Returns	5	8

Score by Periods

	1	2	3	4	OT	TOT
Saints	41	81	103	88	6	319
Opponents	74	86	61	116	0	337

Score by Periods

	1	2	3	4	OT	TOT
Saints	41	81	103	88	6	319
Opponents	74	86	61	116	0	337

Score by Periods

	1	2	3	4	OT	TOT
Saints	41	81	103	88	6	319
Opponents	74	86	61	116	0	337

Score by Periods

	1	2	3	4	OT	TOT
Saints	41	81	103	88	6	319
Opponents	74	86	61	116	0	337

Score by Periods

	1	2	3	4	OT	TOT
Saints	41	81	103	88	6	319
Opponents	74	86	61	116	0	337

Score by Periods

	1	2	3	4	OT	TOT
Saints	41	81	103	88	6	319
Opponents	74	86	61	116	0	337

Score by Periods

	1	2	3	4	OT	TOT
Saints	41	81	103	88	6	319
Opponents	74	86	61	116	0	337

Score by Periods

	1	2	3	4	OT	TOT
Saints	41	81	103	88	6	319
Opponents	74	86	61	116	0	337

Score by Periods

	1	2	3	4	OT	TOT
Saints	41	81	103	88	6	319
Opponents	74	86	61	116	0	337

Score by Periods

	1	2	3	4	OT	TOT
Saints	41	81	103	88	6	319
Opponents	74	86	61	116	0	337

Score by Periods

	1	2	3	4	OT	TOT
Saints	41	81	103	88	6	319
Opponents	74	86	61	116	0	337

Score by Periods

	1	2	3	4	OT	TOT
Saints	41	81	103	88	6	319
Opponents	74	86	61	116	0	337

Score by Periods

	1	2	3	4	OT	TOT
Saints	41	81	103	88	6	319
Opponents	74	86	61	116	0	337

Score by Periods

	1	2	3	4	OT	TOT
Saints	41	81	103	88	6	319
Opponents	74	86	61	116	0	337

Score by Periods

	1	2	3	4	OT	TOT
Saints	41	81	103	88	6	319
Opponents	74	86	61	116	0	337

Score by Periods

	1	2	3	4	OT	TOT
Saints	41	81	103	88	6	319
Opponents	74	86	61	116	0	337

Score by Periods

	1	2	3	4	OT	TOT
Saints	41	81	103	88	6	319
Opponents	74	86	61	116	0	337

Score by Periods

	1	2	3	4	OT	TOT
Saints	41	81	103	88	6	319
Opponents	74	86	61	116	0	337

Score by Periods

	1	2	3	4	OT	TOT
Saints	41	81	103	88	6	319
Opponents	74	86	61	116	0	337

Score by Periods

	1	2	3	4	OT	TOT
Saints	41	81	103	88	6	319
Opponents	74	86	61	116	0	337

Score by Periods

	1	2	3	4	OT	TOT
Saints	41	81	103	88	6	319
Opponents	74	86	61	116	0	337

Score by Periods

	1	2	3	4	OT	TOT
Saints	41	81	103	88	6	319
Opponents	74	86	61	116	0	337

Score by Periods

	1	2	3	4	OT	TOT
Saints	41	81	103	88	6	319
Opponents	74	86	61	116	0	337

SACKS

Johnson 12.0, Wilks 8.0, Re. Lewis 6.5, Moore 6.0, Elliott 5.5, Paul 5.5, B. Clark 4.5, Kovach 3.0, Nairne 2.0, Warren 2.0, Winston 1.0, Saints 56.0, Opp. 35.0

RUSHING

G. Rogers 256 1144 4.5 76t 5

W. Wilson 199 787 4.0 29 9

Gajan 81 415 5.1 58 4

J. Rogers 26 80 3.1 13 0

T. Wilson 8 21 2.6 7 0

Austin 4 16 4.0 5 0

Merkens 1 16 16.0 16 0

Groth 1 15 15.0 15 0

Goodlow 1 3 3.0 3 0

D. Wilson 5 3 0.6 5 1

Exleiben 2 -9 -4.5 1 0

Stabler 9 -14 -1.6 0 0

Duckett 2 -16 -8.0 2 0

Saints 595 2461 4.1 76t 19

Opponents 472 2000 4.2 71 11

RECEIVING

Groth 49 585 11.9 42 1

Brenner 41 574 14.0 38t 3

Goodlow 41 487 11.9 26 2

Scott 24 274 11.4 35 0

W. Wilson 20 178 8.9 24 2

Duckett 19 283 14.9 48 2

Gajan 17 130 7.6 26 0

G. Rogers 12 69 5.8 22 0

Young 7 85 12.1 32 3

Tice 7 33 4.7 12t 1

Mauti 2 30 15.0 23 0

Hardy 2 29 14.5 22 0

Austin 2 25 12.5 18 0

Saints 243 2782 11.4 48 14

Opponents 271 3128 11.5 60 20

INTERCEPTIONS

Poe 7 146 20.9 31t 1

Gary 3 70 23.3 26 0

Winston 3 21 7.0 15 0

Johnson 2 80 40.0 70t 1

Wattelet 2 33 16.5 24 0

Paul 2 3 1.5 3 0

Re. Lewis 1 27 27.0 27t 1

Sternrick 1 26 26.0 26 0

Warren 1 6 6.0 6 0

Jackson 1 0 0.0 0 0

Saints 23 412 17.9 70t 3

Opponents 25 424 17.0 69t 5

PUNTING

Exleiben 4 144 36.0 30.5 1 0 45 0

Merkens 4 144 36.0 30.5 1 0 45 0

SAINTS STATISTICS

1984

RECORD: 7-9

FINISH: 3rd-NFC WEST

Date	W/L	Score	Opponent	Attendance	SCORING	TD	R	Pa	Rt	PAT	FG	S	TP	INTERCEPTIONS	No	Yds	Avg	LG	TD			
9/2	L	28-36	Atlanta	66,652	Andersen	0	0	0	0	34/34	20/27	0	94	Waymer	4	9	2.3	9	0			
9/9	W	17-13	Tampa Bay	54,686	Gajan	7	5	2	0	0	0	0	42	Winston	2	90	45.0	47	2			
9/16	L	20-30	at San Francisco	57,611	Brenner	6	0	6	0	0	0	0	36	Wattelet	2	52	26.0	35	1			
9/23	W	34-24	St. Louis	58,723	W. Wilson	4	1	3	0	0	0	0	24	Kovach	1	16	16.0	16	0			
9/30	W	27-10	at Houston	43,108	Goodlow	3	0	3	0	0	0	0	18	Poe	1	16	16.0	16	0			
10/7	L	7-20	at Chicago	53,752	Young	3	0	3	0	0	0	0	18	Jackson	1	14	14.0	14	0			
10/14	L	10-28	L.A. Rams	63,161	G. Rogers	2	2	0	0	0	0	0	12	B. Clark	1	9	9.0	9	0			
10/21	Lot	27-30	at Dallas	50,966	Wattelet	2	0	0	2	0	0	0	12	Johnson	1	7	7.0	7	0			
10/28	W	16-14	at Cleveland	52,849	Winston	2	0	0	2	0	0	0	12	Saints	13	213	16.4	47	3			
11/4	L	13-23	Green Bay	57,426	Anthony	1	1	0	0	0	0	0	6	Opponents	28	420	15.0	60	3			
11/11	W	17-13	at Atlanta	40,590	Hardy	1	0	1	0	0	0	0	6									
11/19	W	27-24	Pittsburgh	66,005	Miller	1	0	1	0	0	0	0	6	PUNTING	No	Yds	Avg	Net	TB	LG	B	
11/25	L	3-35	San Francisco	65,117	Scott	1	0	1	0	0	0	0	6	Hansen	69	3020	43.8	33.3	7	9	66	1
12/2	L	21-34	at L.A. Rams	49,348	Tice	1	0	1	0	0	0	0	6	Saints	70	3020	43.1	33.3	7	9	66	1
12/9	L	21-24	Cincinnati	48,855	Saints	34	9	21	4	34/34	20/27	0	298	Opponents	84	3492	41.6	36.0	10	30	87	0
12/15	W	20-3	at New York Giants	63,739	Opponents	41	13	23	5	41/41	24/33	1	361									

TEAM STATISTICS					N.O.	OPP.	SACKS: Jackson 12.0, B. Clark 10.5, Paul 9.5, Wilks 7.5, Geathers 6.0, Warren 4.0, Re. Lewis 2.0, Moore 2.0, Kovach 1.0, Winston 0.5, Saints 55.0, Opp. 45.0																			
TOTAL FIRST DOWNS					298	298	RUSHING																			
Rushing					131	134	No	Yds	Avg	LG	TD	KICKOFF RET	No	Yds	Avg	LG	TD									
Passing					137	142	G. Rogers	239	914	3.8	28	2	Duckett	29	580	20.0	39	0								
Penalty					30	22	Gajan	102	615	6.0	62t	5	Anthony	22	490	22.3	64	0								
3rd Down: Made/Att.					89/224	83/220	Campbell	50	190	3.8	19	0	Fields	19	356	18.7	31	0								
3rd Down Pct.					39.7	37.7	W. Wilson	74	261	3.5	36	1	T. Wilson	1	16	16.0	16	0								
4th Down: Made/Att.					8/22	8/11	Todd	28	111	4.0	15	0	W. Wilson	1	23	23.0	23	0								
4th Down Pct.					36.4	72.7	Anthony	20	105	5.3	19	1	Saints	72	1465	20.3	64	0								
POSSESSION AVG.					30:13	29:47	FIELD GOALS																			
TOTAL NET YARDS					5008	4914	Andersen	69	3020	43.8	33.3	7	9	66	1											
Avg. Per Game					313.0	307.1	D. Wilson	3	-7	-2.3	-2	0	Saints	0/0	9/9	4/4	5/11	2/3								
Total Plays					1044	1026	T. Wilson	2	8	4.0	5	0	Opponents	45	916	20.4	35	0								
Avg. Per Play					4.8	4.8	Goodlow	1	5	5.0	5	0														
NET YARDS RUSHING					2171	2461	Stabler	1	1	-1.0	-1	0														
Avg. Per Game					135.7	153.8	Duckett	1	-3	-3.0	-3	0	Andersen	0/0	9/9	4/4	5/11	2/3								
Total Rushes					523	549	D. Wilson	3	-7	-2.3	-2	0	Saints	0/0	9/9	4/4	5/11	2/3								
NET YARDS PASSING					2837	2453	Hansen	2	-27	-13.5	-12	0														
Avg. Per Game					177.3	153.3	Saints	523	2171	4.2	62t	9														
Sacked/Yards Lost					45/361	55/420	Opponents	549	2461	4.5	66	13														
Gross Yards					3198	2873	RECEIVING																			
Att./Completions					476/246	422/239	No	Yds	Avg	LG	TD															
Completion Pct.					51.7	56.6	Gajan	35	288	8.2	51	2														
Had Intercepted					28	13	Groth	33	487	14.8	31	0														
							W. Wilson	33	314	9.5	34t	3														
							Young	29	597	20.6	74	3														
							Brenner	28	554	19.8	57	6														
							Goodlow	22	281	12.8	23	3														
							Scott	21	278	13.2	37	1														
							Anthony	12	113	9.4	32	0														
							G. Rogers	12	76	6.3	15	0														
							Miller	8	81	10.1	22	1														
							Tice	6	55	9.2	17	1														
							Hardy	4	50	12.5	28t	1														
							Duckett	3	24	8.0	11	0														
							Saints	246	3198	13.0	74	21														
							Opponents	239	2873	12.0	50t	23														
Score by Periods					1	2	3	4	OT	TOT																
Saints					61	101	37	99	0	298																
Opponents					42	129	78	109	3	361																

PASSING	Att	Cmp	Yds	Cmp%	Yds/Att	TD	TD%	Int	Int%	Long	Sk/Yds	Rating
Todd	312	161	2178	51.6	6.98	11	3.5	19	6.1	74	33/267	60.6
D. Wilson	93	51	647	54.8	6.96	7	7.5	4	4.3	54t	7/54	83.9
Stabler	70	33	339	47.1	4.84	2	2.9	5	7.1	29	5/40	41.3
Gajan	1	1	34	100.0	34.00	1	100.0	0	0.0	34t	0/0	158.3
Saints	476	246	3198	51.7	6.72	21	4.4	28	5.9	74	45/361	63.3
Opponents	422	239	2873	56.6	6.81	23	5.5	13	3.1	50t	55/420	83.0

SAINTS STATISTICS

1985

RECORD: 5-11

FINISH: 3rd-NFC WEST

Date	W/L	Score	Opponent	Attendance	SCORING	TD	Ru	Pa	Rt	PAT	FG	S	TP	INTERCEPTIONS	No	Yds	Avg	LG	TD
9/8	L	27-47	Kansas City	57,760	Andersen	0	0	0	0	27/29	31/35	0	120	Waymer	6	49	8.2	28	0
9/15	L	23-24	at Denver	74,488	Martin	4	0	4	0	0	0	0	24	Hoage	4	79	19.8	52t	1
9/22	W	20-13	Tampa Bay	45,320	Brenner	3	0	3	0	0	0	0	18	Poe	3	63	21.0	40t	1
9/29	W	20-17	at San Francisco	58,053	Goodlow	3	0	3	0	0	0	0	18	Tullis	2	22	11.0	22	0
10/6	W	23-21	Philadelphia	56,364	W. Wilson	3	1	2	0	0	0	0	18	Del Rio	2	13	6.5	11	0
10/13	L	13-23	at L.A. Raiders	48,512	Gajan	2	2	0	0	0	0	0	12	Wattelet	2	0	0.0	0	0
10/20	L	24-31	at Atlanta	44,784	Groth	2	0	2	0	0	0	0	12	Kovach	1	53	53.0	53	0
10/27	L	13-21	New York Giants	54,082	Hardy	2	0	2	0	0	0	0	12	Redd	1	25	25.0	25	0
11/3	L	10-28	at L.A. Rams	49,030	Tice	2	0	2	0	0	0	0	12	Winston	0	8	---	8	0
11/10	L	3-27	Seattle	47,365	Warren	2	0	0	2	0	0	0	12	Saints	21	312	14.9	53	2
11/17	L	14-38	at Green Bay	52,104	Campbell	1	1	0	0	0	0	0	6	Opponents	23	251	10.9	33	1
11/24	W	30-23	at Minnesota	54,117	Del Rio	1	0	0	1	0	0	0	6						
12/1	W	29-3	L.A. Rams	44,122	Hebert	1	0	1	0	0	0	0	6						
12/8	L	16-28	at St. Louis	29,527	Hoage	1	0	0	1	0	0	0	6						
12/15	L	19-31	San Francisco	46,065	Merkens	1	0	1	0	0	0	0	6						
12/22	L	10-16	Atlanta	37,717	Poe	1	0	0	1	0	0	0	6						

TEAM STATISTICS	N.O.	OPP.
TOTAL FIRST DOWNS	250	335
Rushing	83	125
Passing	148	188
Penalty	19	22
3rd Down: Made/Att.	66/221	96/228
3rd Down Pct.	29.9	42.1
4th Down: Made/Att.	8/16	7/13
4th Down Pct.	50.0	53.8

POSSESSION AVG.	28:33	31:27
TOTAL NET YARDS	4479	5815
Avg. Per Game	279.9	363.4
Total Plays	997	1083
Avg. Per Play	4.5	5.4

NET YARDS RUSHING	1683	2162
Avg. Per Game	105.2	135.1
Total Rushes	431	508

NET YARDS PASSING	2796	3653
Avg. Per Game	174.8	228.3
Sacked/Yards Lost	58/461	46/322
Gross Yards	3257	3975
Att./Completions	508/260	529/306
Completion Pct.	51.2	57.8
Had Intercepted	23	21

Punts/Average	89/42.3	81/42.2
Net Punting Avg.	89/36.5	81/37.8
Penalties/Yards	96/805	108/837
Fumbles/Ball Lost	23/13	24/16
Touchdowns	29	48
Rushing	4	19
Passing	20	26
Returns	5	3

Score by Periods	1	2	3	4	OT	TOT
Saints	46	77	43	128	0	294
Opponents	55	142	51	153	0	401

SACKS: Jackson 11.0, B. Clark 8.5, Geathers 6.5, Warren 5.5, Paul 5.0, Wilks 2.5, Haynes 2.0, Elliott 1.0, Hoage 1.0, Kovach 1.0, Redd 1.0, Wattelet 1.0, Saints 46.0, Opp. 58.0

RUSHING	No	Yds	Avg	LG	TD
W. Wilson	168	645	3.8	41t	1
Campbell	158	643	4.1	45	1
Gajan	50	251	5.0	26	2
Anthony	17	65	3.8	13	0
Wattelet	2	42	21.0	23	0
Hebert	12	26	2.2	8	0
D. Wilson	18	7	0.4	17	0
Fowler	2	4	2.0	3	0
Goodlow	1	3	3.0	3	0
Martin	2	-1	-5	11	0
Merkens	1	-2	-2.0	-2	0
Saints	431	1683	3.9	45	4
Opponents	508	2162	4.3	48	19

RECEIVING	No	Yds	Avg	LG	TD
Brenner	42	652	15.5	30	3
W. Wilson	38	228	6.0	21	2
Martin	35	522	14.9	50	4
Goodlow	32	603	18.8	76t	3
Anthony	28	185	6.6	36	0
Tice	24	266	11.1	39t	2
Groth	15	238	15.9	56t	2
Hardy	15	208	13.9	31	2
Gajan	8	87	10.9	22	0
Scott	7	61	8.7	15	0
Campbell	6	88	14.7	39	1
Fowler	5	43	8.6	11	0
Merkens	3	61	20.3	39t	1
Haynes	1	8	8.0	8	0
Hebert	1	7	7.0	7t	1
Saints	260	3257	12.5	76t	20
Opponents	306	3975	13.0	65t	26

PUNT RET	Ret	FC	Yds	Avg	LG	TD
Tullis	17	6	141	8.3	17	0
Martin	8	10	53	6.6	13	0
Roaches	4	2	21	5.3	10	0
Groth	1	0	0	0.0	0	0
Saints	30	18	215	7.2	17	0
Opponents	45	17	397	8.8	46	0

KICKOFF RET	No	Yds	Avg	LG	TD
Anthony	23	476	20.7	52	0
Tullis	23	470	20.4	62	0
Martin	15	384	25.6	69	0
Fowler	4	78	19.5	23	0
Roaches	4	76	19.0	23	0
Merkens	1	0	0.0	0	0
Rackley	1	63	63.0	63	0
Saints	71	1547	21.8	69	0
Opponents	43	968	22.5	94t	1

FIELD GOALS	1-19	20-29	30-39	40-49	50+
Andersen	0/0	4/5	13/14	11/12	3/4
Saints	0/0	4/5	13/14	11/12	3/4
Opponents	0/0	6/6	6/8	6/9	3/5

Andersen: (50G, 36G) (45N, 55G) (37G, 40G, 50N) (39G, 39G, 39N) (40G, 33G, 43G) (34G, 33G) (33G) (33G, 43G) (51G) (20G, 28B) () (26G, 47G, 45G) (47G, 42G, 35G, 27G, 35G) (31G, 30G, 42G) (46G, 41G) (28G)

Opponents: (48G, 52G, 52G, 34G) (43G, 48G) (38G, 51G, 62N) (42G) () (48N) (31G) (39N, 42N) () (32G, 26G) (27G) (22G, 22G, 37G) (41G) () (52B, 24G) (39B, 48G, 46N, 31G, 22G)

1985 NFC WEST STANDINGS				
Saints Finish: 3rd place				
	W	L	T	Pct.
L.A. Rams	11	5	0	.687
San Francisco	10	6	0	.625
New Orleans	5	11	0	.313
Atlanta	4	12	0	.250

PASSING	Att	Cmp	Yds	Cmp%	Yds/Att	TD	TD%	Int	Int%	Long	Sk/Yds	Rating
D. Wilson	293	145	1843	49.5	6.29	11	3.8	15	5.1	50	39/291	60.7
Hebert	181	97	1208	53.6	6.67	5	2.8	4	2.2	76t	17/150	74.6
Todd	32	16	191	50.0	5.97	3	9.4	4	12.5	56t	1/10	60.3
Hansen	1	1	8	100.0	8.00	0	0.0	0	0.0	8	0/0	100.0
Merkens	1	1	7	100.0	7.00	1	100.0	0	0.0	7t	1/10	135.4
Saints	508	260	3257	51.2	6.41	20	3.9	23	4.5	76t	58/461	65.7
Opponents	529	306	3975	57.8	7.51	26	4.9	21	4.0	65t	46/322	81.4

SAINTS STATISTICS

1986

RECORD: 7-9

FINISH: 4th-NFC WEST

Date	W/L	Score	Opponent	Attendance
9/7	L	10-31	Atlanta	67,950
9/14	L	24-10	Green Bay	46,383
9/21	L	17-26	at San Francisco	58,297
9/28	L	17-20	at New York Giants	72,769
10/5	L	6-14	Washington	57,378
10/12	W	17-14	at Indianapolis	53,512
10/19	W	38-7	Tampa Bay	43,355
10/26	L	23-28	at New York Jets	44,246
11/2	W	23-10	San Francisco	53,234
11/9	W	6-0	L.A. Rams	62,352
11/16	W	16-7	at St. Louis	32,069
11/23	L	13-26	at L.A. Rams	58,600
11/30	L	20-21	New England	58,259
12/7	L	27-31	Miami	64,761
12/14	W	14-9	at Atlanta	39,994
12/21	L	17-33	at Minnesota	51,209

TEAM STATISTICS	N.O.	OPP.
TOTAL FIRST DOWNS	275	331
Rushing	109	104
Passing	137	197
Penalty	29	30
3rd Down: Made/Att.	59/197	97/230
3rd Down Pct.	29.9	42.2
4th Down: Made/Att.	7/13	7/14
4th Down Pct.	53.8	50.0
POSSESSION AVG.	27:59	32:01
TOTAL NET YARDS	4742	5102
Avg. Per Game	296.4	318.9
Total Plays	957	1109
Avg. Per Play	5.0	4.6
NET YARDS RUSHING	2074	1559
Avg. Per Game	129.6	97.4
Total Rushes	505	486
NET YARDS PASSING	2668	3543
Avg. Per Game	166.8	221.4
Sacked/Yards Lost	27/225	47/343
Gross Yards	2893	3886
Att./Completions	425/232	576/331
Completion Pct.	54.6	57.5
Had Intercepted	25	26
PUNTS/AVERAGE	82/42.1	78/42.5
NET PUNTING AVG.	82/36.6	78/35.6
PENALTIES/YARDS	109/855	104/791
FUMBLES/BALL LOST	33/18	37/17
TOUCHDOWNS	30	34
Rushing	15	11
Passing	13	21
Returns	2	2
Score by Periods	1 2 3 4 OT TOT	1 2 3 4 OT TOT
Saints	81 62 47 98 0 288	Saints
Opponents	64 92 71 60 0 287	Opponents

SCORING	TD	Ru	Pa	Rt	PAT	FG	S	TP
Andersen	0	0	0	0	30/30	0	108	0
Mayes	8	8	0	0	0	48	0	0
Hilliard	5	5	0	0	0	30	0	0
Martin	5	0	5	0	0	30	0	0
Jones	3	0	3	0	0	18	0	0
Tice	3	0	3	0	0	18	0	0
Goodlow	2	0	2	0	0	12	0	0
Gray	1	0	0	1	0	6	0	0
Haynes	1	0	0	1	0	6	0	0
Jordan	1	1	0	0	0	6	0	0
D. Wilson	1	1	0	0	0	6	0	0
Saints	30	15	13	2	30/30	26/30	0 288	0
Opponents	34	11	21	2	32/33	17/27	0 287	0

SACKS: Geathers 9.0, Jackson 9.0, Warren 7.5, Clark 6.0, Swilling 4.0, Elliott 3.5, Gibson 3.0, Haynes 2.0, V. Johnson 1.0, Poe 1.0, Wilks 1.0, **Saints 47.0, Opp. 27.0**

RUSHING	No	Yds	Avg	LG	TD
Mayes	286	1353	4.7	50	8
Hilliard	121	425	3.5	36	5
Jordan	68	207	3.0	10	1
Gray	6	29	4.8	11	0
D. Wilson	14	19	1.4	14	1
W. Wilson	2	5	2.5	3	0
Del Rio	1	16	16.0	16	0
Hebert	5	14	2.8	7	0
Edwards	1	6	6.0	6	0
Hansen	1	0	0.0	0	0
Saints	505	2074	4.1	50	15
Opponents	486	1559	3.2	27	11

RECEIVING	No	Yds	Avg	LG	TD
Jones	48	625	13.0	45	3
Martin	37	675	18.2	84	5
Tice	37	330	8.9	29	3
Goodlow	20	306	15.3	29	2
Brenner	18	286	15.9	34	0
Hilliard	17	107	6.3	17	0
Mayes	17	96	5.6	18	0
Harris	11	148	13.5	27	0
Jordan	11	127	11.5	37	0
Edwards	10	132	13.2	24	0
Gray	2	45	22.5	38	0
Waymer	1	13	13.0	13	0
J. Williams	1	5	5.0	5	0
Hebert	1	1	1.0	1	0
W. Wilson	1	-3	-3.0	-3	0
Saints	232	2893	12.5	84	13
Opponents	331	3886	11.7	62	21

INTERCEPTIONS	No	Yds	Avg	LG	TD
Waymer	9	48	5.3	17	0
Poe	4	42	10.5	30	0
Wattelet	3	34	11.3	22	0
Gibson	2	43	21.5	43	0
Maxie	2	15	7.5	15	0
Jakes	2	6	3.0	4	0
Haynes	1	17	17.0	17	1
V. Johnson	1	15	15.0	15	0
Gary	1	14	14.0	14	0
Jackson	1	1	1.0	1	0
Saints	26	235	9.0	43	1
Opponents	25	362	14.5	46	0

PUNTING	No	Yds	Avg	Net	TB	IG	B
Hansen	81	3456	42.7	36.6	11	17	66
Saints	82	3456	42.1	36.6	11	17	66
Opponents	78	3315	42.5	35.6	8	23	62

PUNT RET	Ret	FC	Yds	Avg	LG	TD
Martin	24	9	227	9.5	39	0
McLemore	10	3	67	6.7	23	0
Poe	8	3	71	8.9	17	0
Edwards	3	0	2	0.7	5	0
Tullis	2	0	10	5.0	7	0
Saints	47	15	377	8.0	39	0
Opponents	37	11	234	6.3	20	0

KICKOFF RET	No	Yds	Avg	LG	TD
Gray	31	866	27.9	101	1
Mayes	10	213	21.3	34	0
Harris	7	122	17.4	22	0
Martin	3	64	21.3	27	0
McLemore	2	39	19.5	22	0
Tullis	2	28	14.0	19	0
Saints	55	1332	24.2	101	1
Opponents	35	662	18.9	55	0

FIELD GOALS	1-19	20-29	30-39	40-49	50+
Andersen	1/1	11/11	6/7	6/6	2/5
Saints	1/1	11/11	6/7	6/6	2/5
Opponents	0/0	4/5	4/6	6/10	3/6

Andersen: (47G) (20G) (44G) (27G) (34G, 45G, 51G) (30N, 46G) (31G, 51N) (26G, 53G, 28G) (45G, 50G, 23G) (20G, 22G) (47G, 28G, 30G) (33G, 18G) (28G, 38G) (27G, 50N, 29G) (1) (39G)

Opponents: (32G) (50G) (30G, 40G, 28G, 32G) (29G, 28G) (45N, 29N) (49N, 54N) (54N) (46N) (50G, 33N) (37N) (1) (32G, 47G, 29G, 44G) (49N) (43G) (43G) (46G, 51B, 50G)

1986 NFC WEST STANDINGS

	W	L	T	Pct.
San Francisco	10	5	1	.656
L.A. Rams	10	6	0	.625
Atlanta	7	8	1	.469
New Orleans	7	9	0	.438

PASSING	Att	Cmp	Yds	Cmp%	Yds/Att	TD	TD%	Int	Int%	Long	Sk/Yds	Rating
D. Wilson	342	189	2353	55.3	6.88	10	2.9	17	5.0	63t	22/191	65.8
Hebert	79	41	498	51.9	6.30	2	2.5	8	10.1	84	5/34	40.5
Hilliard	3	1	29	33.3	9.67	1	33.3	0	0.0	29t	0/0	109.7
Wattelet	1	1	13	100.0	13.00	0	0.0	0	0.0	13	0/0	118.8
Saints	425	232	2893	54.6	6.81	13	3.1	25	5.9	84	27/225	61.6
Opponents	576	331	3886	57.5	6.75	21	3.6	26	4.5	62t	47/343	71.4

HISTORY

SAINTS STATISTICS

1987

RECORD: 12-3

FINISH: 2nd-NFC WEST

Date	W/L	Score	Opponent	Attendance
9/13	W	28-21	Cleveland	59,900
9/20	L	17-27	at Philadelphia	57,485
10/4	W	37-10	L.A. Rams	29,745
10/11	L	19-24	at St. Louis	11,795
10/18	W	19-17	at Chicago	46,813
10/25	L	22-24	San Francisco	60,497
11/1	W	38-0	at Atlanta	42,196
11/8	W	31-14	at L.A. Rams	43,379
11/15	W	26-24	at San Francisco	60,436
11/22	W	23-14	New York Giants	67,639
11/29	W	20-16	at Pittsburgh	47,896
12/6	W	44-34	Tampa Bay	66,471
12/13	W	24-10	Houston	68,257
12/20	W	41-24	at Cincinnati	43,424
12/27	W	33-24	Green Bay	68,364

TEAM STATISTICS	N.O.	OPP.
TOTAL FIRST DOWNS	304	270
Rushing	128	81
Passing	151	155
Penalty	25	34
3rd Down: Made/Att.	99/221	57/182
3rd Down Pct.	44.8	31.3
4th Down: Made/Att.	1/6	6/15
4th Down Pct.	16.7	40.0
POSSESSION AVG.	34:01	25:59
TOTAL NET YARDS	4964	4350
Avg. Per Game	330.9	290.0
Total Plays	1009	924
Avg. Per Play	4.9	4.7
NET YARDS RUSHING	2190	1550
Avg. Per Game	146.0	103.3
Total Rushes	569	388
NET YARDS PASSING	2774	2800
Avg. Per Game	184.9	186.7
Sacked/Yards Lost	29/213	47/355
Gross Yards	2987	3155
Att. Completions	411/227	489/246
Completion Pct.	55.2	50.3
Had Intercepted	12	30
PUNTS/AVERAGE	63/41.1	73/37.5
NET PUNTING AVG.	63/35.7	73/30.0
PENALTIES/YARDS	107/994	84/685
FUMBLES/BALL LOST	33/16	31/18
TOUCHDOWNS	46	35
Rushing	20	6
Passing	23	25
Returns	3	4

Score by Periods	1	2	3	4	OT	TOT
Saints	93	107	104	118	0	422
Opponents	69	95	58	61	0	283
SCORING	TD	Ru	Pa	Rt	PAT	FG
Andersen	0	0	0	0	37/37	268/36
Hilliard	8	7	1	0	0	48
Martin	7	0	7	0	0	42
Tice	6	0	6	0	0	36
Mayes	5	5	0	0	0	30
Jones	3	0	3	0	0	18
Kempf	0	0	0	0	1/1	4/5
Beverly	2	2	0	0	0	12
Brenner	2	2	0	0	0	12
Jordan	2	2	0	0	0	12
Word	2	2	0	0	0	12
Cofer	0	0	0	0	5/7	1/1
Alexander	1	1	0	0	0	0
Gray	1	1	0	0	0	0
O'Neal	1	0	1	0	0	0
Poe	1	0	0	1	0	0
R. Sutton	1	0	0	1	0	0
Toles	1	0	0	1	0	0
Waters	1	0	1	0	0	0
B. Clark	0	0	0	0	0	1
Maxie	0	0	0	0	0	1
Saints	46	20	23	3	43/45	33/42
Opponents	35	6	25	4	35/35	12/18

SACKS: Swilling 10.5, Jackson 9.5, Warren 6.0, Wilks 5.5, B. Clark 4.5, To. Elliott 2.0, Maxie 2.0, McCoy 2.0, S. Leach 1.5, DeForest 1.0, V. Johnson 1.0, Swoopes 1.0, Taylor 0.5, **Saints 47.0, Opp. 29.0**

RUSHING	No	Yds	Avg	LG	TD
Mayes	243	917	3.8	38	5
Hilliard	123	508	4.1	30	7
Beverly	62	217	3.5	25	2
J. Fourcade	19	134	7.1	18	0
Word	36	133	3.7	20	2
Hebert	13	95	7.3	19	0
Alexander	21	71	3.4	16	1
Gray	8	37	4.6	12	1
Jordan	12	36	3.0	8	2
Rodenberger	17	35	2.1	5	0
Jean-Batiste	8	18	2.3	7	0
Ingram	2	14	7.0	9	0
Riordan	1	3	3.0	3	0
Hansen	2	-6	-3.0	-3	0
Hill	1	-9	-9.0	-9	0
Barnhardt	1	-13	-13.0	-13	0
Saints	569	2190	3.8	38	20
Opponents	388	1550	4.0	33	6

RECEIVING	No	Yds	Avg	LG	TD
Andersen	44	778	17.7	67	7
Jones	27	420	15.6	43	3
Hilliard	23	264	11.5	38	1
Brenner	20	280	14.0	29	2
Hill	19	322	16.9	36	2
Tice	16	181	11.3	27	6
Mayes	15	68	4.5	16	0
Dawsey	13	142	10.9	29	0
Pattison	9	132	14.7	36	0
Word	6	54	9.0	17	0
Scott	6	35	5.8	11	0
Gray	6	30	5.0	12	0
Waters	5	140	28.0	82	1
R. Clark	3	38	12.7	14	0
O'Neal	3	10	3.3	5	1
Rodenberger	2	17	8.5	11	0
Alexander	2	15	7.5	10	0
Walker	2	15	7.5	8	0
Jordan	2	13	6.5	11	0
Benson	2	11	5.5	6	0
C. Thomas	1	14	14.0	14	0
Beverly	1	8	8.0	8	0
Saints	227	2987	13.2	82t	23
Opponents	246	3155	12.8	50t	25

INTERCEPTIONS	No	Yds	Avg	LG	TD
Waymer	5	78	15.6	35	0
R. Sutton	5	68	13.6	26	0
Mack	4	32	8.0	26	0
Jakes	3	32	10.7	27	0
Maxie	3	17	5.7	10	0
Atkins	3	12	4.0	8	0
Jackson	2	4	2.0	4	0
Gibson	1	17	17.0	17	0
S. Leach	1	10	10.0	10	0
Swilling	1	10	10.0	10	0
V. Johnson	1	0	0.0	0	0
Poe	1	0	0.0	0	0
Saints	30	280	9.3	35	0
Opponents	12	173	14.4	35	1

PUNTING	No	Yds	Avg	Net	TB	120	LG	B
Hansen	52	2104	40.5	35.6	6	19	60	0
Barnhardt	11	483	43.9	36.3	1	4	52	0
Saints	63	2587	41.1	35.7	7	23	60	0
Opponents	73	2740	37.5	30.0	4	10	57	5

PUNT RET	Ret	FC	Yds	Avg	LG	TD
Gray	24	5	352	14.7	80	0
Martin	14	2	88	6.3	15	0
Cook	1	0	3	3.0	3	0
Jordan	1	0	13	13.0	13	0
Maxie	1	0	12	12.0	12	0
Saints	41	7	468	11.4	80	0
Opponents	29	8	199	6.9	29	0

KICKOFF RET	No	Yds	Avg	LG	TD
Gray	30	636	21.2	43	0
Word	10	248	24.8	74	0
Hilliard	4	52	13.0	20	0
Michael Adams	3	46	15.3	21	0
Beverly	3	100	33.3	64	0
Brook	2	28	14.0	16	0
Jordan	1	11	11.0	11	0
Martin	1	15	15.0	15	0
C. Thomas	1	11	11.0	11	0
Saints	55	1147	20.9	74	0
Opponents	55	1115	20.3	47	0

FIELD GOALS	1-19	20-29	30-39	40-49	50+
Andersen	3/3	6/6	9/9	8/12	2/6
Kempf	0/0	1/1	1/2	2/2	0/0
Cofer	0/0	0/1	0/0	0/0	0/0
Saints	3/3	8/8	10/11	10/14	2/6
Opponents	0/0	4/4	6/6	2/7	0/1

Andersen: (39G) (45G) (39G, 51N, 49G, 19G, 19G, 37G, 52N) (49G, 43N) (32G) (40G, 41N, 27G, 51G, 40G) (19G, 43G, 28G) (25G, 53N, 50N, 32G) (40G, 24G, 32G) (48N, 46N, 28G) (21G, 30G) (31G, 52G, 0, 48G, 32G)

Kempf: (33B, 48G, 31G, 42G, 21G)

Cofer: (27G)

Team: (39G) (45G) (27G) (33B, 48G, 31G, 42G, 21G) (39G, 51N, 49G, 19G, 19G, 37G, 52N) (49G, 43N) (32G) (40G, 41N, 27G, 51G, 40G) (19G, 43G, 28G) (25G, 53N, 50N, 32G) (40G, 24G, 32G) (48N, 46N, 28G) (21G, 30G) (31G, 52G, 48G, 32G)

Opponents: (49B) (30G, 30G) (37G) (24G) (22G) (31G) (51N) (46N, 47B, 35G) (40N) (37G, 43G) (21G) (43G, 46N) (24G)

1987 NFC WEST STANDINGS

Saints Finish: 2nd place	W	L	T	Pct.
San Francisco	13	2	0	.867
New Orleans	12	3	0	.800
L.A. Rams	6	9	0	.400
Atlanta	3	12	0	.200

PASSING	Att	Cmp	Yds	Cmp%	Yds/Att	TD	TD%	Int	Int%	Long	Sk/Yds	Rating
Hebert	294	164	2119	55.8	7.21	15	5.1	9	3.1	67	20/119	82.9
J. Fourcade	89	48	597	53.9	6.71	4	4.5	3	3.4	82t	6/67	75.9
Wilson	24	13	243	54.2	10.13	2	8.3	0	0.0	38	2/21	117.2
Ingram	2	1	5	50.0	2.50	1	50.0	0	0.0	5t	1/6	95.8
Hilliard	1	1	23	100.0	23.00	1	100.0	0	0.0	23t	0/0	158.3
Riordan	1	0	0	0.0	0.00	0	0.0	0	0.0	0	0/0	39.6
Saints	411	227	2987	55.2	7.27	23	5.6	12	2.9	82t	29/213	84.9
Opponents	489	246	3155	50.3	6.45	25	5.1	30	6.1	50t	47/355	62.4

HISTORY

FINISH: 3rd-NFC WEST

PASSING	Att	Cmp	Yds	Cmp%	Yds/Att	TD	TD%	Int	Int%	Long	Sk/Yds	Rating
Hebert	478	280	3156	58.6	6.60	20	4.2	15	3.1	40t	24/171	79.3
Wilson	16	5	73	31.3	4.56	0	0.0	1	6.3	25	0/0	21.1
Hilliard	2	1	27	50.0	13.50	1	50.0	0	0.0	27t	0/0	135.4
Fourcade	1	0	0	0.0	0.00	0	0.0	0	0.0	0	0/0	39.6
Hill	1	0	0	0.0	0.00	0	0.0	0	0.0	0	0/0	39.6
Saints	498	286	3256	57.4	6.54	21	4.2	16	3.2	40t	24/171	77.9
Opponents	505	277	3579	54.9	7.09	19	3.8	17	3.4	85t	31/252	75.8

SAINTS STATISTICS

1989

RECORD: 9-7

FINISH: 3rd-NFC WEST

Date	W/L	Score	Opponent	Attendance
9/10	W	28-0	Dallas	66,977
9/17	L	34-35	at Green Bay	55,809
9/24	L	10-20	at Tampa Bay	44,053
10/1	L	14-16	Washington	64,358
10/8	L	20-24	San Francisco	60,488
10/15	W	29-14	New York Jets	59,521
10/22	W	40-21	at L.A. Rams	57,567
10/29	W	20-13	Atlanta	65,153
11/6	L	13-31	at San Francisco	60,667
11/12	W	28-24	at New England	47,680
11/19	W	26-17	at Atlanta	53,173
11/26	Lot	17-20	L.A. Rams	64,274
12/3	L	14-21	at Detroit	38,550
12/10	W	22-19	at Buffalo	70,037
12/18	W	30-20	Philadelphia	59,218
12/24	W	41-6	Indianapolis	49,009

TEAM STATISTICS	N.O.	OPP.
TOTAL FIRST DOWNS	304	293
Rushing	108	79
Passing	167	198
Penalty	29	16
3rd Down: Made/Att.	89/207	82/216
3rd Down Pct.	43.0	38.0
4th Down: Made/Att.	5/10	8/17
4th Down Pct.	50.0	47.1
POSSESSION AVG.	33:43	26:17
TOTAL NET YARDS	5328	5186
Avg. Per Game	333.0	324.1
Total Plays	999	997
Avg. Per Play	5.3	5.2
NET YARDS RUSHING	1948	1326
Avg. Per Game	121.8	82.9
Total Rushes	502	373
NET YARDS PASSING	3380	3860
Avg. Per Game	211.3	241.3
Sacked/Yards Lost	36/271	47/362
Gross Yards	3651	4222
Att./Completions	461/284	577/320
Completion Pct.	61.6	55.5
Had Intercepted	19	21
PUNTS/AVERAGE	71/39.1	75/39.4
NET PUNTING AVG.	71/34.2	75/33.2
PENALTIES/YARDS	90/676	105/850
FUMBLES/BALL LOST	28/12	35/18
TOUCHDOWNS	46	35
Rushing	19	10
Passing	23	23
Returns	4	2

Score by Periods	1	2	3	4	OT	TOT
Saints	105	123	60	98	0	386
Opponents	27	96	89	86	3	301

SCORING	TD	Ru	Pa	Rt	PAT	FG	S	TP
Hilliard	18	13	5	0			0	104
Andersen	0	0	0	0	44/45	20/29	0	48
E. Martin	8	0	8	0			0	24
Brenner	4	0	4	0			0	18
Hill	4	0	4	0			0	6
Jordan	3	3	0	0			0	6
Cook	1	0	0	1			0	6
Fourcade	1	1	0	0			0	6
Frazier	1	1	0	0			0	6
Heyward	1	1	0	0			0	6
Maxie	1	0	0	1			0	6
Morse	1	0	0	1			0	6
Shepard	1	0	0	1			0	6
Tice	1	0	1	0			0	6
Turner	1	0	1	0			0	6
Forde	0	0	0	0			1	2
Warren	0	0	0	0			1	2

RUSHING	No	Yds	Avg	LG	TD
Hilliard	344	1262	3.7	40	13
Heyward	49	183	3.7	15	1
Jordan	38	179	4.7	32	3
Frazier	25	112	4.5	21	1
Fourcade	14	91	6.5	14	1
Hebert	25	87	3.5	11	0
Morse	2	43	21.5	39	0
Turner	2	8	4.0	6	0
Winslow	1	0	0.0	0	0
Hill	1	-7	-7.0	-7	0
Perriman	1	-10	-10.0	-10	0
Saints	502	1948	3.9	40	19
Opponents	373	1326	3.6	38	10

RECEIVING	No	Yds	Avg	LG	TD
E. Martin	68	1090	16.0	53t	8
Hilliard	52	514	9.9	54t	4
Hill	48	636	13.3	46	4
Brenner	34	398	11.7	30t	4
Turner	22	279	12.7	54t	1
Perriman	20	356	17.8	47	0
Heyward	13	69	5.3	12	0
Tice	9	98	10.9	23	1
Scales	8	89	11.1	26	0
Jordan	4	53	13.3	17	0
Frazier	3	25	8.3	22	0
Shepard	2	36	18.0	23	0
Cook	1	8	8.0	8	0
Saints	284	3651	12.9	54t	23
Opponents	320	4222	13.2	75t	23

INTERCEPTIONS	No	Yds	Avg	LG	TD
Waymer	6	66	11.0	42	0
Massey	5	26	5.2	22	0
Cook	3	81	27.0	63t	1
Maxie	3	41	13.7	26t	1
Mack	2	0	0.0	0	0
Swilling	1	14	14.0	14	0
Atkins	1	-2	-2.0	-2	0
Saints	21	226	10.8	63t	2
Opponents	19	265	13.9	40	1

PUNTING	No	Yds	Avg	Net	TB	I20	LG	B
Barnhardt	55	2179	39.6	35.0	4	17	56	0
Winslow	16	595	37.2	31.6	1	4	50	0
Saints	71	2774	39.1	34.2	5	21	56	0
Opponents	75	2956	39.4	33.2	2	15	63	1

KICKOFF RET	No	Yds	Avg	LG	TD
Harris	19	378	19.9	39	0
Atkins	12	245	20.4	32	0
Morse	10	278	27.8	99t	1
Frazier	8	157	19.6	29	0
Shepard	8	135	16.9	24	0
U. Johnson	2	34	17.0	19	0
Hill	1	13	13.0	13	0
Hilliard	1	20	20.0	20	0
Phillips	1	24	24.0	24	0
Scales	1	0	0.0	0	0
Saints	63	1284	20.4	99t	1
Opponents	55	983	17.9	72	0

FIELD GOALS	1-19	20-29	30-39	40-49	50+
Andersen	0/0	7/8	10/11	3/6	0/4
Saints	0/0	7/8	10/11	3/6	0/4
Opponents	3/3	2/4	4/5	10/11	0/1

Andersen: () (38G, 32G) (54N, 33G, 47N) (52N, 36N) (49G, 39G) (42G, 29G) (39G, 27G) (32G, 23B, 44G) (39G, 23G) () (33G) (36G) (48N) (31G, 41N, 26G, 50N, 22G) (55N) (21G, 29G)

Opponents: () () (34G, 37G) (48G, 19G, 18G) (41G, 44N) () () (41G, 48G) (44G) (44G) (45G, 37N) (32G, 22B, 52N, 31G) () (43G, 48G) (21G, 19G, 20B) (41G, 23G)

1989 NFC WEST STANDINGS

Saints Finish: 3rd place

	W	L	T	Pct.
San Francisco	14	2	0	.875
L.A. Rams	11	5	0	.688
New Orleans	9	7	0	.563
Atlanta	3	13	0	.188

PASSING	Att	Cmp	Yds	Cmp%	Yds/Att	TD	TD%	Int	Int%	Long	Sk/Yds	Rating
Hebert	353	222	2686	62.9	7.61	15	4.2	15	4.2	54t	22/171	82.7
Fourcade	107	61	930	57.0	8.69	7	6.5	4	3.7	54t	13/96	92.0
Hilliard	1	1	35	100.0	35.00	1	100.0	0	0.0	35t	0/0	158.3
Hill	0	0	0	—	—	0	—	0	—	0	1/4	—
Saints	461	284	3651	61.6	7.92	23	5.0	19	4.1	54t	36/271	85.9
Opponents	577	320	4222	55.5	7.32	23	4.0	21	3.6	75t	47/362	76.9

SAINTS STATISTICS

1990

RECORD: 8-8

FINISH: 2nd-NFC WEST

Date	W/L	Score	Opponent	Attendance	SCORING	TD	Ru	Pa	Rt	PAT	FG	S	TP	PUNTING	No	Yds	Avg	Net	TB	I20	LG	B
9/10	L	12-13	San Francisco	68,629	Andersen	0	0	0	0	29/29	21/27	0	92	Barnhardt	70	2990	42.7	36.2	6	20	65	1
9/16	L	3-32	at Minnesota	56,272	Mayes	7	7	0	0	0	0	0	42	Saints	70	2990	42.7	36.2	6	20	65	1
9/23	W	28-7	Phoenix	61,110	E. Martin	5	0	5	0	0	0	0	30	Opponents	74	3024	40.9	34.9	2	18	57	1
10/7	L	27-28	at Atlanta	57,401	Heyward	4	4	0	0	0	0	0	24									
10/14	W	25-20	Cleveland	68,608	Turner	4	0	4	0	0	0	0	24	PUNT RET	Ret	FC	Yds	Avg	LG	TD		
10/21	L	10-23	at Houston	57,908	Brenner	2	0	2	0	0	0	0	12	V.Buck	37	8	305	8.2	33	0		
10/28	L	10-27	Detroit	64,368	Fenerty	2	2	0	0	0	0	0	12	Morse	8	1	95	11.9	18	0		
11/4	W	21-7	at Cincinnati	60,067	Perriman	2	0	2	0	0	0	0	12	Saints	45	9	400	8.9	33	0		
11/11	W	35-7	Tampa Bay	67,865	Fourcade	1	1	0	0	0	0	0	6	Opponents	43	12	302	7.0	24	0		
11/18	L	17-31	at Washington	52,573	Hilliard	1	0	1	0	0	0	0	6									
11/25	W	10-7	Atlanta	68,629	Maxie	1	0	0	1	0	0	0	6	KICKOFF RET	No	Yds	Avg	LG	TD			
12/2	L	13-17	at Dallas	60,087	Scales	1	0	1	0	0	0	0	6	Fenerty	28	572	20.4	58	0			
12/9	W	24-20	at L.A. Rams	56,864	Saints	30	14	15	1	29/29	21/27	1	274	Atkins	19	471	24.8	50	0			
12/16	L	6-9	Pittsburgh	68,582	Opponents	30	8	21	1	30/30	21/35	1	275	Morse	4	56	14.0	18	0			
12/23	W	13-10	at San Francisco	60,112										V.Buck	3	38	12.7	17	0			
12/31	W	20-17	L.A. Rams	68,647	SACKS: Swilling 11.0, Turnbull 9.0, Jackson 6.0, Wilks									Mayes	2	39	19.5	21	0			

SACKS: Swilling 11.0, Turnbull 9.0, Jackson 6.0, Wilks 5.5, W. Martin 4.0, Atkins 3.0, Cook 1.0, Johnson 1.0, Simmons 1.0, Mills 0.5, Saints 42.0, Opp. 20.0

TEAM STATISTICS

TOTAL FIRST DOWNS

Rushing	107	91
Passing	133	167
Penalty	13	21
3rd Down: Made/Att.	84/209	85/217
3rd Down Pct.	40.2	39.2
4th Down: Made/Att.	5/9	9/17
4th Down Pct.	55.6	52.9

POSSESSION AVG.

TOTAL NET YARDS

Avg. Per Game	279.8	304.9
Total Plays	931	986
Avg. Per Play	4.8	4.9

NET YARDS RUSHING

Avg. Per Game	115.6	97.4
Total Rushes	464	410

NET YARDS PASSING

Avg. Per Game	164.1	207.4
Sacked/Yards Lost	20/131	42/265
Gross Yards	2757	3584
Att./Completions	447/226	534/316
Completion Pct.	50.6	59.2
Had Intercepted	23	8

PUNTS/AVERAGE

NET PUNTING AVG.

PENALTIES/YARDS

FUMBLES/BALL LOST

TOUCHDOWNS

Rushing	14	8
Passing	15	21
Returns	1	1

Score by Periods

Saints	54	82	48	90	0	274
Opponents	30	82	76	87	0	275

RUSHING

253	279	
107	91	R
133	167	H
13	21	M
4/209	85/217	Fa
40.2	39.2	H
5/9	9/17	Fa
55.6	52.9	W

Saints

Opponents

RECEIVING

931	986	R
4.8	4.9	E
1850	1559	P
115.6	97.4	Tu
464	410	Fe
2626	3319	H
164.1	207.4	B
0/131	42/265	S
2757	3584	M
7/226	534/316	Ti
50.6	59.2	Sa
23	8	Al
/42.1	74/40.9	H
/36.2	74/34.9	H
8/829	87/655	S
29/16	35/19	O

Saints

Opponents

INTERCEPTIONS

1	1				
3	4	OT	TOT		
48	90	0	274		
76	87	0	275		

Saints

Opponents

No

Yds

Avg

LG

TD

464

1850

4.0

60t

14

Opponents

410

1559

3.8

35

8

FIELD GOALS

1-19

20-29

30-39

40-49

50+

Andersen

0/0

5/5

5/6

8/12

3/4

Saints

0/1

3/3

10/13

6/10

1/8

Opponents

1/1

3/3

10/13

6/10

1/8

Andersen

(41G, 39G, 28G, 32G) (37G) (46G, 23G)

(52G, 39N) (20G, 40B) (47G) (48N) (38G) (43N,

20G) (43G, 50G) (48G) (50G, 43G) (30G, 40G) (51N,

48N, 41G, 24G)

Opponents

(52G, 55N, 52N, 47N, 38G) (30G, 48G,

38G) (52N, 37B) (40N) (37G, 39G) (43G, 45G, 33G)

(39N, 52N, 25G, 39G) (43N) (39G) (51N, 51N) (47G)

(38G, 18G) (46N, 29G, 42G, 43G) (59N, 30G) (30N,

24G)

1990 NFC WEST STANDINGS

Saints Finish: 2nd place

	W	L	T	Pct.
San Francisco	14	2	0	.875
New Orleans	8	8	0	.500
L.A. Rams	5	11	0	.313
Atlanta	5	11	0	.313

PASSING	Att	Cmp	Yds	Cmp%	Yds/Att	TD	TD%	Int	Int%	Long	Sk/Yds	Rating
Walsh	327	175	1970	53.5	6.02	12	3.7	13	4.0	58	10/76	67.5
Fourcade	116	50	785	43.1	6.77	3	2.6	8	6.9	68t	8/44	46.1
Kramer	3	1	2	33.3	0.67	0	0.0	1	33.3	2	2/11	2.8
Heyward	1	0	0	0.0	0.00	0	0.0	1	100.0	0	0/0	0.0
Saints	447	226	2757	50.6	6.17	15	3.4	23	5.1	68t	20/131	59.7
Opponents	534	316	3584	59.2	6.71	21	3.9	8	1.5	51t	42/265	86.2

SAINTS STATISTICS

1991

RECORD: 11-5

FINISH: 1st-NFC WEST

Date	W/L	Score	Opponent	Attendance
9/1	W	27-24	Seattle	68,492
9/8	W	17-10	at Kansas City	74,816
9/15	W	24-7	L.A. Rams	68,583
9/22	W	26-0	Minnesota	68,591
9/29	W	27-6	at Atlanta	56,556
10/3	W	13-6	at Philadelphia	64,224
10/10	W	23-7	Tampa Bay	68,591
10/27	L	17-20	Chicago	68,591
11/3	W	24-17	at L.A. Rams	58,713
11/10	W	10-3	San Francisco	68,591
11/17	L	21-24	at San Diego	48,420
11/24	Lot	20-23	Atlanta	68,591
12/1	L	24-38	at San Francisco	62,092
12/8	L	14-23	at Dallas	64,530
12/16	W	27-0	L.A. Raiders	68,625
12/22	W	27-3	at Phoenix	30,928

TEAM STATISTICS	N.O.	OPP.
TOTAL FIRST DOWNS	267	214
Rushing	93	63
Passing	157	139
Penalty	17	12
3rd Down: Made/Att.	86/228	49/188
3rd Down Pct.	37.7	26.1
4th Down: Made/Att.	5/10	4/13
4th Down Pct.	50.0	30.8
POSSESSION AVG.	33:58	26:02
TOTAL NET YARDS	4968	3933
Avg. Per Game	310.5	245.8
Total Plays	1008	875
Avg. Per Play	4.9	4.5
NET YARDS RUSHING	1709	1213
Avg. Per Game	106.8	75.8
Total Rushes	483	334
NET YARDS PASSING	3259	2720
Avg. Per Game	203.7	170.0
Sacked/Yards Lost	19/160	50/337
Gross Yards	3419	3057
Att./Completions	506/292	491/259
Completion Pct.	57.7	52.7
Had Intercepted	15	29
PUNTS/AVERAGE	87/43.0	88/42.3
NET PUNTING AVG.	87/35.3	88/37.1
PENALTIES/YARDS	101/801	95/711
FUMBLES/BALL LOST	24/15	34/19
TOUCHDOWNS	38	23
Rushing	15	6
Passing	20	12
Returns	3	5

Score by Periods	1	2	3	4	OT	TOT
Saints	61	120	75	85	0	341
Opponents	23	59	54	72	3	211

SCORING	TD	Ru	Pa	Rt	PAT	FG	S	TP
Andersen	0	0	0	0	38/38	25/32	0	113
Turner	8	0	8	0	0	48	0	48
Fenerty	5	3	2	0	0	30	0	30
Heyward	5	4	1	0	0	30	0	30
Hilliard	5	4	1	0	0	30	0	30
E. Martin	4	0	4	0	0	24	0	24
Jordan	3	2	1	0	0	18	0	18
Early	2	2	0	0	0	12	0	12
McFee	2	2	0	0	0	12	0	12
Carroll	1	0	1	0	0	6	0	6
Maxie	1	0	0	1	0	6	0	6
Swilling	1	0	0	1	0	6	0	6
Warren	1	0	0	1	0	6	0	6

SACKS: Swilling 17.0, Jackson 11.5, Warren 7.0, W. Martin 3.5, Atkins 3.0, Goff 2.0, Wilks 2.0, Miller 1.0, Mills 1.0, Turnbull 1.0, James E. Williams 1.0, **Saints**

50.0, Opp. 19.0

RUSHING	No	Yds	Avg	LG	TD
McFee	109	494	4.5	34	2
Fenerty	139	477	3.4	54	3
Heyward	76	260	3.4	15	4
Hilliard	79	252	3.2	65t	4
Jordan	47	150	3.2	25	2
Hebert	18	56	3.1	16	0
Early	3	13	4.3	6	0
Morse	3	7	2.3	8	0
Barnhardt	1	0	0.0	0	0
Walsh	8	0	0.0	3	0
Saints	483	1709	3.5	65t	15
Opponents	334	1213	3.6	33	6

RECEIVING	No	Yds	Avg	LG	TD
E. Martin	66	803	12.2	30	4
Turner	64	927	14.5	65t	8
Early	32	541	16.9	52	2
Fenerty	26	235	9.0	50t	2
Tice	22	230	10.5	22	0
Hilliard	21	127	6.0	14t	1
Carroll	18	184	10.2	31t	1
Brenner	16	179	11.2	21	0
Jordan	15	92	6.1	19	1
Heyward	4	34	8.5	22t	1
Newman	3	33	11.0	14	0
Scales	3	23	7.7	14	0
McFee	1	8	8.0	8	0
Wainright	1	3	3.0	3	0
Saints	292	3419	11.7	65t	20
Opponents	259	3057	11.8	80t	12

INTERCEPTIONS	No	Yds	Avg	LG	TD
Atkins	5	198	39.6	79	0
V. Buck	5	12	2.4	12	0
Glenn	4	35	8.8	18	0
Jones	3	61	20.3	51	0
Cook	3	54	18.0	22	0
Maxie	3	33	11.0	31t	1
Mills	2	13	6.5	8	0
Swilling	1	39	39.0	39t	1
Johnson	1	19	19.0	19	0
Thompson	1	14	14.0	14	0
Petry	1	4	4.0	4	0
Saints	29	482	16.6	79	2
Opponents	15	257	17.1	59t	2

PUNTING	No	Yds	Avg	Net	TB	I20	LG	B
Barnhardt	86	3743	43.5	35.3	10	20	61	1
Saints	87	3743	43.0	35.3	10	20	61	1
Opponents	88	3725	42.3	37.1	7	20	64	1

PUNT RET	Ret	FC	Yds	Avg	LG	TD
V. Buck	31	13	260	8.4	52	0
Fenerty	12	6	55	4.6	13	0
Morse	1	0	2	2.0	2	0
Saints	44	19	317	7.2	52	0
Opponents	50	11	470	9.4	40	0

KICKOFF RET	No	Yds	Avg	LG	TD
Atkins	20	368	18.4	27	0
Jennings	12	213	17.8	24	0
Early	9	168	18.7	34	0
Morse	3	60	20.0	21	0
Fenerty	2	28	14.0	14	0
Jordan	2	18	9.0	18	0
Glenn	1	10	10.0	10	0
McFee	1	14	14.0	14	0
Saints	50	879	17.6	34	0
Opponents	35	851	24.3	98t	2

FIELD GOALS	1-19	20-29	30-39	40-49	50+
Andersen	0/0	6/6	11/13	6/9	2/4
Saints	0/0	6/6	11/13	6/9	2/4
Opponents	1/1	3/3	5/6	6/7	2/4

Andersen: (47G, 31G) (40G) (42G) (34G, 30G, 38G, 26G) (23G, 31G) (36G, 43N, 26G) (32G, 28G, 48G, 40N) (60G) (45G, 37N) (21G) (39N) (39G, 31G, 55N) (52G) (54N) (37G, 41N, 42G) (27G, 39G)

Opponents: (37G, 37N) (32G) () () () (48G, 41G) () (34G, 48G, 51N) (31G) (32G, 44N) (19G) (25G, 27G, 50G) (42G) (50G, 41G, 40G) (52N) (38G)

1991 NFC WEST STANDINGS

Saints Finish: 1st place

	W	L	T	Pct.
New Orleans	11	5	0	.688
Atlanta	10	6	0	.625
San Francisco	10	6	0	.625
L.A. Rams	3	13	0	.188

PASSING	Att	Cmp	Yds	Cmp%	Yds/Att	TD	TD%	Int	Int%	Long	Sk/Yds	Rating
Walsh	255	141	1638	55.3	6.42	11	4.3	6	2.4	41	3/26	79.5
Hebert	248	149	1676	60.1	6.76	9	3.6	8	3.2	65t	16/134	79.0
M. Buck	2	1	61	50.0	30.50	0	0.0	1	50.0	61	0/0	56.3
Heyward	1	1	44	100.0	44.00	0	0.0	0	0.0	44	0/0	118.8
Saints	506	292	3419	57.7	6.76	20	4.0	15	3.0	65t	19/160	79.2
Opponents	491	259	3057	52.7	6.23	12	2.4	29	5.9	80t	50/337	55.5

HISTORY

FINISH: 2nd-NFC WEST

PASSING	Att	Cmp	Yds	Cmp%	Yds/Att	TD	TD%	Int	Int%	Long	Sk/Yds	Rating
Hebert	422	249	3287	59.0	7.79	19	4.5	16	3.8	72t	15/119	82.9
M. Buck	4	2	10	50.0	2.50	0	0.0	0	0.0	10	0/0	56.3
Saints	426	251	3297	58.9	7.74	19	4.5	16	3.8	72t	15/119	82.6
Opponents	511	287	2846	56.2	5.57	13	2.5	18	3.5	44	57/376	65.9

SAINTS STATISTICS

1994

RECORD: 7-9

FINISH: 2nd-NFC WEST

Date	W/L	Score	Opponent	Attendance
9/4	L	17-30	Kansas City	69,362
9/11	L	24-38	Washington	58,049
9/18	W	9-7	at Tampa Bay	45,522
9/25	L	13-24	San Francisco	63,971
10/2	W	27-22	New York Giants	55,076
10/9	L	7-17	at Chicago	63,822
10/16	L	22-36	San Diego	50,565
10/23	W	37-34	L.A. Rams	47,908
11/6	L	20-21	at Minnesota	57,564
11/13	W	33-32	Atlanta	60,313
11/20	L	19-24	at L.A. Raiders	41,722
11/28	L	14-35	San Francisco	61,304
12/4	W	31-15	at L.A. Rams	34,960
12/11	W	29-20	at Atlanta	61,307
12/19	L	16-24	Dallas	67,323
12/24	W	30-28	at Denver	64,445

TEAM STATISTICS	N.O.	OPP.
TOTAL FIRST DOWNS	308	337
Rushing	78	106
Passing	203	208
Penalty	27	23
3rd Down: Made/Att.	71/199	91/210
3rd Down Pct.	35.7	43.3
4th Down: Made/Att.	8/16	11/19
4th Down Pct.	50.0	57.9
POSSESSION AVG.	29:04	30:56
TOTAL NET YARDS	5182	5569
Avg. Per Game	323.9	348.1
Total Plays	966	1053
Avg. Per Play	5.4	5.3
NET YARDS RUSHING	1336	1758
Avg. Per Game	83.5	109.9
Total Rushes	373	458
NET YARDS PASSING	3846	3811
Avg. Per Game	240.4	238.2
Sacked/Yards Lost	24/181	36/196
Gross Yards	4027	4007
Att./Completions	569/366	559/353
Completion Pct.	64.3	63.1
Had Intercepted	18	17
PUNTS/AVERAGE	67/43.6	60/42.6
NET PUNTING AVG.	67/33.5	60/37.4
PENALTIES/YARDS	88/678	105/922
FUMBLES/BALL LOST	22/14	28/14
TOUCHDOWNS	38	45
Rushing	11	10
Passing	22	28
Returns	5	7

Score by Periods	1	2	3	4	OT	TOT
Saints	42	132	77	97	0	407
Opponents	82	120	83	122	0	348

SCORING	TD	Ru	Pa	Rt	PAT	FG	S	TP
Andersen	0	0	0	0	32/32	28/39	0	116
Bates	6	6	0	0	0	0	36	0
Small	5	0	5	0	0	0	32	0
Haynes	5	0	5	0	0	0	30	0
Walls	4	0	4	0	0	0	26	0
Brown	4	3	1	0	0	0	24	0
Early	4	0	4	0	0	0	24	0
Hughes	4	0	4	0	0	0	24	0
Smith	3	0	3	0	0	0	18	0
Muster	1	1	0	0	0	0	6	0
Neal	1	1	0	0	0	0	6	0
J. Williams	1	0	0	1	0	0	6	0
Saints	38	11	22	5	32/32	28/39	0	348
Opponents	45	10	28	7	41/41	30/37	0	407
2 Pt. Conv.: Small, Walls, Saints 2-6, Opp. 3-4								

SACKS: Conner 10.5, Wayne Martin 10.0, Turnbull 6.5, Warren 4.0, Buck 1.0, J. Johnson 1.0, Letette 1.0, Mills 1.0, Tubbs 1.0. **Saints 36.0, Opp. 24.0**

RUSHING	No	Yds	Avg	LG	TD
Bates	151	579	3.8	40	6
Brown	146	489	3.3	16	3
Neal	30	90	3.0	12	1
Haynes	4	43	10.8	15	0
Ned	11	36	3.3	15	0
Everett	15	35	2.3	14	0
Barnhardt	1	21	21.0	21	0
Wilson	7	15	2.1	9	0
Early	2	10	5.0	8	0
Dunbar	3	9	3.0	3	0
Hughes	2	6	3.0	7	0
Muster	1	3	3.0	3t	1
Saints	373	1336	3.6	40	11
Opponents	458	1758	3.8	25t	10

RECEIVING	No	Yds	Avg	LG	TD
Early	82	894	10.9	33	4
Haynes	77	985	12.8	78t	5
Small	49	719	14.7	75t	5
Brown	44	428	9.7	37	1
Smith	41	330	8.0	19	3
Walls	38	406	10.7	31	4
Ned	13	86	6.6	19	0
Muster	10	88	8.8	21	0
Bates	8	62	7.8	14	0
Neal	2	9	4.5	5	0
Mitchell	1	13	13.0	13	0
W. Williams	1	7	7.0	7	0
Saints	366	4027	11.0	78t	22
Opponents	353	4007	11.4	59	28

INTERCEPTIONS	No	Yds	Avg	LG	TD
Spencer	5	24	4.8	11	0
J. Williams	2	42	21.0	33t	1
Hughes	2	31	15.5	31	0
Lee	2	3	1.5	3	0
Conner	1	56	56.0	56	0
Clark	1	30	30.0	30	0
Mills	1	10	10.0	10	0
Lumpkin	1	1	1.0	1	0
Buck	1	0	0.0	0	0
Tubbs	1	0	0.0	0	0
Saints	17	197	11.6	56	1
Opponents	18	386	21.4	74t	3

PUNTING	No	Yds	Avg	Net	TB	LG	B
Barnhardt	67	2920	43.6	33.5	9	14	57
Saints	67	2920	43.6	33.5	9	14	57
Opponents	60	2558	42.6	37.4	8	22	63

PUNT RET	Ret	FC	Yds	Avg	LG	TD
Hughes	21	8	143	6.8	35	0
Mitchell	3	2	9	3.0	5	0
Letette	1	0	0	0.0	0	0
Saints	25	10	152	6.1	35	0
Opponents	40	8	495	12.4	103t	2

KICKOFF RET	No	Yds	Avg	LG	TD
Hughes	63	1556	24.7	98t	2
Ned	7	77	11.0	19	0
Mitchell	6	129	21.5	30	0
Smith	2	10	5.0	10	0
Bates	1	20	20.0	26	0
Brown	1	3	3.0	3	0
Dunbar	1	28	28.0	28	0
Neal	1	17	17.0	15	0
Saints	82	1840	22.4	98t	2
Opponents	63	1493	23.7	86	0

FIELD GOALS	1-19	20-29	30-39	40-49	50+
Andersen	0/0	9/9	11/14	8/10	0/6
Saints	0/0	9/9	11/14	8/10	0/6
Opponents	0/0	8/10	12/13	9/11	1/3

Andersen: (48G, 52N) (29G, 53N) (43G, 31G, 43G) (22G, 26G, 50N) (29G, 32G) (50B, 36N) (54N, 38N) (21G, 40G, 37G) (44G, 26G) (34G, 39G) (51N) () (46G) (45G, 33G, 31G, 34G, 35G) (40N, 21G, 32G, 29G) (26G, 44B, 32B, 37G, 40G)

Opponents: (24G, 26N, 22G, 27G) (31G) (54N) (43G, 55N) (41G, 32G, 48B, 35G) (46G, 36N) (49G, 31G, 29G, 29G, 28G) (47G, 32G) () (23G, 33G, 30G, 31G, 48G, 30G) (46B, 51G) (40G, 48G) () (42G, 21G) (30G, 20B) (32G, 30G)

1994 NFC WEST STANDINGS

Saints Finish: 2nd place	W	L	T	Pct.
San Francisco	13	3	0	.813
New Orleans	7	9	0	.438
Atlanta	7	9	0	.438
L.A. Rams	4	12	0	.250

PASSING	Att	Cmp	Yds	Cmp%	Yds/Att	TD	TD%	Int	Int%	Long	Sk/Yds	Rating
Everett	540	346	3855	64.1	7.14	22	4.1	18	3.3	78t	21/164	84.9
Wilson	28	20	172	71.4	6.14	0	0.0	0	0.0	16	3/17	87.2
Barnhardt	1	0	0	0.0	0.00	0	0.0	0	0.0	0	0/0	39.6
Saints	569	366	4027	64.3	7.08	22	3.9	18	3.2	78t	24/181	84.9
Opponents	559	353	4007	63.1	7.17	28	5.0	17	3.0	59	36/196	88.6



HISTORY

FINISH: 5th-NFC WEST

[illegible]

	Hughes	2	19	9.5	19	0
	Dixon	2	17	8.5	11	0
	Pahukoa	2	12	6.0	12	0
	Lumpkin	1	47	47.0	47	1
	Legette	1	43	43.0	43	0
	Martin	1	12	12.0	12	0
	Tubbs	1	6	6.0	6	0
	McCleskey	1	0	0.0	0	0
	Saints	17	195	11.5	47	1
	Opponents	14	273	19.5	60	2

PASSING	Att	Cmp	Yds	Cmp%	Yds/Att	TD	TD%	Int	Int%	Long	Sk/Yds	Rating
Everett	567	345	3970	60.8	7.00	26	4.6	14	2.5	70†	27/210	87.0
Hodson	5	3	14	60.0	2.80	0	0.0	0	0.0	9	0/0	64.6
Willmsmeyer	1	1	18	100.0	18.00	0	0.0	0	0.0	18	0/0	118.8
Small	0	0	0	—	—	—	—	—	—	14	—	—
Saints	573	349	4002	60.9	6.98	26	4.5	14	2.4	70†	28/214	86.9
Opponents	543	329	3998	60.6	7.36	23	4.2	17	3.1	77†	44/275	84.3

SAINTS STATISTICS

1996

RECORD: 3-13

FINISH: 5th-NFC WEST

Date	W/L	Score	Opponent	Attendance
9/1	L	11-27	at San Francisco	63,970
9/8	L	20-22	Carolina	43,288
9/15	L	15-30	at Cincinnati	45,412
9/22	L	14-28	Arizona	34,316
9/29	L	10-17	at Baltimore	61,063
10/6	W	17-13	Jacksonville	34,231
10/13	W	27-24	Chicago	43,512
10/20	L	7-19	at Carolina	70,888
11/03	L	17-24	San Francisco	53,297
11/10	L	14-31	Houston	34,121
11/17	L	15-17	at Atlanta	43,119
11/24	L	7-13	at Tampa Bay	40,203
12/1	L	10-26	St. Louis	26,310
12/8	L	15-31	Atlanta	32,923
12/15	W	17-3	at New York Giants	52,530
12/21	L	13-14	at St. Louis	57,681

TEAM STATISTICS	N.O.	OPP.
TOTAL FIRST DOWNS	232	287
Rushing	77	104
Passing	135	175
Penalty	20	31
3rd Down: Made/Att.	65/207	85/232
3rd Down: Pct.	31.4	36.6
4th Down: Made/Att.	6/19	9/16
4th Down: Pct.	31.6	56.3
POSSESSION AVG.	27:33	32:27
TOTAL NET YARDS	4206	4910
Avg. Per Game	262.9	306.9
Total Plays	923	1027
Avg. Per Play	4.6	4.8
NET YARDS RUSHING	1308	2076
Avg. Per Game	81.8	129.8
Total Rushes	386	521
NET YARDS PASSING	2898	2834
Avg. Per Game	181.1	177.1
Sacked/Yards Lost	22/171	41/283
Gross Yards	3069	3117
Att./Completions	515/295	465/267
Completion Pct.	57.3	57.4
Had Intercepted	17	12
PUNTS/AVERAGE	87/40.8	74/43.0
NET PUNTING AVG.	87/32.5	74/40.1
PENALTIES/YARDS	114/853	102/823
FUMBLES/BALL LOST	30/20	25/10
TOUCHDOWNS	24	34
Rushing	10	11
Passing	13	22
Returns	1	1

Score by Periods	1	2	3	4	OT	TOT
Saints	42	58	38	91	0	229
Opponents	80	105	78	76	0	339

SCORING	TD	Ru	Pa	Rt	PAT	FG	S	TP
Brien	0	0	0	0	18/18	21/25	0	81
Haynes	4	0	4	0	0	26		
Bates	4	4	0	0	0	24		
Zellars	4	4	0	0	0	24		
Jeffries	3	0	3	0	0	18		
Small	3	1	2	0	0	18		
Neal	2	1	1	0	0	12		
DeRamus	1	0	1	0	0	6		
Guess	1	0	1	0	0	6		
T. Johnson	1	0	1	0	0	6		
B. Jones	1	0	0	1	0	6		
Wilmsmeyer	0	0	0	0	0	2		
Saints	24	10	13	1	18/18	21/25	0	229
Opponents	34	11	22	1	32/32	33/42	0	339
2 Pt. Conv.:	Haynes, Wilmsmeyer, Saints 2-6, Opp. 2-2							

SACKS: Martin 11.0, J. Johnson 7.5, Turnbull 6.5, Mickell 3.0, Broughton 2.0, Fields 2.0, Harvey 2.0, Molden 2.0, B. Smith 2.0, Robbins 1.0, Stokes 1.0, Tubbs 1.0, **Saints 41.0, Opp. 22.0**

RUSHING	No	Yds	Avg	LG	TD
Bates	164	584	3.6	33	4
Zellars	120	475	4.0	63	4
Neal	21	58	2.8	11	1
Whittle	20	52	2.6	15	0
Small	4	51	12.8	22	1
Hunter	14	44	3.1	9	0
Brown	13	30	2.3	12	0
Haynes	2	7	3.5	5	0
Nussmeier	3	6	2.0	6	0
Everett	22	3	0.1	3	0
DeRamus	1	2	2.0	2	0
Guess	2	-4	-2.0	-1	0
Saints	386	1308	3.4	63	10
Opponents	521	2076	4.0	70	11

RECEIVING	No	Yds	Avg	LG	TD
Small	50	558	11.2	41	2
Haynes	44	786	17.9	51	4
Neal	31	194	6.3	23	1
Lusk	27	210	7.8	24	0
Whittle	26	162	6.2	28	0
Jeffries	20	215	10.8	27	3
Hunter	17	138	8.1	22	0
DeRamus	15	182	12.1	28	1
I. Smith	15	144	9.6	37	0
Bates	13	44	3.4	15	0
Zellars	9	45	5.0	12	0
Brown	8	54	6.8	18	0
Green	7	91	13.0	23	0
T. Johnson	7	76	10.9	17	1
Hayes	4	101	25.3	50	0
Guess	2	69	34.5	57	1
Saints	295	3069	10.4	57	13
Opponents	267	3117	11.7	70	22

INTERCEPTIONS	No	Yds	Avg	LG	TD
Newman	3	40	13.3	21	0
Jackson	3	24	8.0	10	0
McMillian	2	4	2.0	4	0
Molden	2	2	1.0	2	0
Allen	1	33	33.0	33	0
Tubbs	1	11	11.0	11	0
Saints	12	114	9.5	33	0
Opponents	17	93	5.5	35	0

PUNTING	No	Yds	Avg	Net	TB	IG	B
Wilmsmeyer	87	3551	40.8	32.5	9	16	63
Saints	87	3551	40.8	32.5	9	16	63
Opponents	74	3184	43.0	40.1	3	25	67

KICKOFF RET	No	Yds	Avg	LG	TD
Hughes	70	1791	25.6	58	0
Hunter	1	20	20.0	20	0
Hayes	2	30	15.0	17	0
B. Smith	2	14	7.0	8	0
Brown	1	10	10.0	10	0
Lusk	1	16	16.0	16	0
McCleskey	1	18	18.0	18	0
Saints	78	1899	24.3	58	0
Opponents	52	1155	22.2	71	0

FIELD GOALS	1-19	20-29	30-39	40-49	50+
Brien	0/0	4/4	9/10	5/7	3/4
Saints	0/0	4/4	9/10	5/7	3/4
Opponents	1/1	14/14	13/15	3/6	2/6

Brien: (35G) (48G, 43G) (51G, 37G, 25G) () (23G, 38N) (27G) (34G, 54G) () (37G) (29G, 49G) (42G, 37G, 30G) () (30G, 48N) (34G, 41B) (53N, 51G) (43G, 35G)

Opponents: (29G, 29G) (51G, 22G, 29G, 51G, 23G) (33G, 21G, 35G, 37N) (25G, 27G) (38G, 48N, 49N) (48N, 36G, 19G) (28G, 32N) (32G, 52N, 40G, 26G, 39G) (34G, 35G, 27G) (25G) (55N, 38G, 52N, 52G, 43G, 38G) (35G, 32G, 49G, 27G) (33G) (30G) ()

1996 NFC WEST STANDINGS				
Saints Finish: 5th place				
	W	L	T	Pct.
Carolina	12	4	0	.750
San Francisco	12	4	0	.750
St. Louis	6	10	0	.375
Atlanta	3	13	0	.188
New Orleans	3	13	0	.188

PASSING	Att	Cmp	Yds	Cmp%	Yds/Att	TD	TD%	Int	Int%	Long	Sk/Yds	Rating
Everett	464	267	2797	57.5	6.03	12	2.6	16	3.4	51	19/154	69.4
Nussmeier	50	28	272	56.0	5.44	1	2.0	1	2.0	57	3/17	69.8
Hunter	1	0	0	0.0	0.00	0	0.0	0	0.0	0	0/0	39.6
Saints	515	295	3069	57.3	5.96	13	2.5	17	3.3	57	22/171	69.3
Opponents	465	267	3117	57.4	6.70	22	4.7	12	2.6	70	41/283	82.9

HISTORY

SAINTS STATISTICS

1997

RECORD: 6-10

FINISH: 4th-NFC WEST

Date	W/L	Score	Opponent	Attendance
8/31	L	24-38	at St. Louis	64,575
9/7	L	6-20	San Diego	65,760
9/14	L	7-33	at San Francisco	61,838
9/21	W	35-17	Detroit	50,016
9/28	L	9-14	at New York Giants	68,891
10/5	W	20-17	at Chicago	58,865
10/12	L	17-23	Atlanta	65,619
10/19	L	0-13	Carolina	50,963
10/26	L	0-23	San Francisco	60,443
11/9	W	13-10	at Oakland	40,091
11/16	Wot	20-17	Seattle	50,493
11/23	L	3-20	at Atlanta	48,620
11/30	W	16-13	at Carolina	57,957
12/7	L	27-34	St. Louis	54,803
12/14	W	27-10	Arizona	45,517
12/21	L	13-25	at Kansas City	66,772

TEAM STATISTICS

	N.O.	OPP.
TOTAL FIRST DOWNS	229	280
Rushing	78	95
Passing	127	168
Penalty	24	17
3rd Down: Made/Att.	54/207	102/252
3rd Down: Pct.	26.1	40.5
4th Down: Made/Att.	14/22	7/12
4th Down: Pct.	63.6	58.3
POSSESSION AVG.	27:47	32:13
TOTAL NET YARDS	4045	4645
Avg. Per Game	252.8	290.3
Total Plays	925	1073
Avg. Per Play	4.4	4.3
NET YARDS RUSHING	1461	1764
Avg. Per Game	91.3	110.3
Total Rushes	417	496
NET YARDS PASSING	2584	2881
Avg. Per Game	161.5	180.1
Sacked/Yards Lost	50/317	59/408
Gross Yards	2901	3289
Att./Completions	458/228	518/293
Completion Pct.	49.8	56.6
Had Intercepted	33	16
PUNTS/AVERAGE	88/45.9	92/39.9
NET PUNTING AVG.	88/34.9	92/33.0
PENALTIES/YARDS	101/811	110/895
FUMBLES/BALL LOST	34/22	31/15
TOUCHDOWNS	24	35
Rushing	9	11
Passing	13	21
Returns	2	3

Score by Periods	1	2	3	4	OT	TOT
Saints	22	76	38	98	3	237
Opponents	70	107	51	99	0	327

SCORING	TD	Ru	Pa	Rt	PAT	FG	S	TP
Brien	0	0	0	0	22/22	23/27	0	91
Hastings	5	0	5	0	0	32		Newman
Bates	4	4	0	0	0	24		Washington
Zellars	4	4	0	0	0	24		Allen
Guilford	2	0	1	1	0	12		Tubbs
Hill	2	0	2	0	0	12		Kelly
Poole	2	0	2	0	0	12		Harvey
Farquhar	1	0	1	0	0	6		Saints
Fields	1	0	0	1	0	6		Opponents
Hobbs	1	0	1	0	0	6		
Shuler	1	1	0	0	0	6		
I. Smith	1	0	1	0	0	6		
Saints	24	9	13	2	22/22	23/27	0	237
Opponents	35	11	21	3	33/33	28/36	0	327
2 Pt. Conv.: Hastings 1-2, Opp. 0-2								

SACKS: Martin 10.5, J. Johnson 8.5, Fields 8.0, Glover 6.5, B. Smith 5.0, Mitchell 4.0, Molden 4.0, Mickell 3.5, Harvey 3.0, Tubbs 2.5, Sagapolutele 2.0, Tomich 1.0, Dixon 0.5, **Saints 59.0, Opp. 50.0**

RUSHING	No	Yds	Avg	LG	TD
Zellars	156	552	3.5	27	4
Bates	119	440	3.7	74t	4
T. Davis	75	271	3.6	20	0
Hobert	12	36	3.0	15	0
Shuler	22	38	1.7	8	1
Hastings	4	35	8.8	27	0
Nussmeier	8	30	3.8	15	0
Wuerffel	6	26	4.3	10	0
McCrary	8	15	1.9	8	0
Hill	1	11	11.0	11	0
Bender	5	9	1.8	6	0
Guilford	1	-2	-2.0	-2	0
Saints	417	1461	3.5	74t	9
Opponents	496	1764	3.6	50	11

RECEIVING	No	Yds	Avg	LG	TD
Hill	55	761	13.8	89t	2
Hastings	48	722	15.0	39	5
Zellars	31	263	8.5	38	0
Guilford	27	362	13.4	47	1
Farquhar	17	253	14.9	42	1
I. Smith	17	180	10.6	25	1
T. Davis	13	85	6.5	18	0
Bates	5	42	8.4	15	0
Poole	4	98	24.5	49	2
McCrary	4	17	4.3	11	0
Bech	3	50	16.7	22	0
Hobbs	2	41	20.5	21	1
Savoie	1	14	14.0	14	0
T. Johnson	1	13	13.0	13	0
Saints	228	2901	12.7	89t	13
Opponents	293	3289	11.2	52	21

INTERCEPTIONS	No	Yds	Avg	LG	TD
Knight	5	75	15.0	39	0
Newman	3	19	6.3	17	0
Washington	2	30	15.0	30	0
Allen	2	27	13.5	27	0
Tubbs	2	21	10.5	15	0
Kelly	1	15	15.0	15	0
Harvey	1	7	7.0	7	0
Saints	16	194	12.1	39	0
Opponents	33	342	10.4	44t	1

PUNTING	No	Yds	Avg	Net	TB	I20	LG	B
Royals	88	4038	45.9	34.9	13	21	66	0
Saints	88	4038	45.9	34.9	13	21	66	0
Opponents	92	3668	39.9	33.0	7	27	62	1

PUNT RET	Ret	FC	Yds	Avg	LG	TD
Guilford	47	26	498	10.6	32	0
Hastings	1	0	-2	-2.0	-2	0
Saints	48	26	496	10.3	32	0
Opponents	50	14	706	14.1	82t	1

KICKOFF RET	No	Yds	Avg	LG	TD
Guilford	43	1128	26.2	102t	1
T. Davis	9	173	19.2	29	0
Bech	3	47	15.7	30	0
McCrary	2	26	13.0	15	0
Tomich	1	0	0.0	0	0
Saints	58	1374	23.7	102t	1
Opponents	51	1139	22.3	59	0

FIELD GOALS	1-19	20-29	30-39	40-49	50+
Brien	1/1	2/2	10/10	6/9	4/5
Saints	1/1	2/2	10/10	6/9	4/5
Opponents	0/0	8/9	12/14	6/11	2/2

Brien: (31G, 53G, 46G) (37G, 31G) () (50N, 48N) (36G, 32G, 39G) (38G, 48G) (35G) () () (48G, 44G) (19G, 38G) (22G, 42B) (50G, 51G, 45G) (49G, 53G) (20G, 33G) (41N)

Opponents: (36N, 36G) (37G, 34G) (43G, 22G, 40G, 38G) (47G) (46N) (23G) (25G, 32G, 55G) (25G, 23G) (36G, 51G, 29G) (43G) (36G, 33N, 45N) (43N, 43G, 22G) (44G, 26B, 31G) (45N, 37G, 34G, 48N) (30G) (30G, 25G)

1997 NFC WEST STANDINGS

Saints Finish: 4th place	W	L	T	Pct.
San Francisco	13	3	0	.813
Atlanta	7	9	0	.438
Carolina	7	9	0	.438
New Orleans	6	10	0	.375
St. Louis	5	11	0	.313

PASSING	Att	Cmp	Yds	Cmp%	Yds/Att	TD	TD%	Int	Int%	Long	Sk/Yds	Rating
Shuler	203	106	1288	52.2	6.34	2	1.0	14	6.9	89t	21/132	46.6
Hobert	131	61	891	46.6	6.80	6	4.6	8	6.1	49	4/29	59.0
Wuerffel	91	42	518	46.2	5.69	4	4.4	8	8.8	47	18/116	42.3
Nussmeier	32	18	183	56.3	5.72	0	0.0	3	9.4	24	6/32	33.7
Bates	1	1	21	100.0	21.00	1	100.0	0	0.0	21t	0/0	158.3
Hill	0	0	0	---	---	0	---	0	---	---	1/8	---
Saints	458	228	2901	49.8	6.33	13	2.8	33	7.2	89t	50/317	49.4
Opponents	518	293	3289	56.6	6.35	21	4.1	16	3.1	52	59/408	76.3

HISTORY

FINISH: 3rd-NFC WEST

Zellers	10	50	5.0	14	0	New Orleans	6	10	0	.375
Farquhar	1	13	13.0	13	0	Carolina	4	12	0	.250
Slutzker	1	10	10.0	10	0	St. Louis	4	12	0	.250
Wilcox	1	10	10.0	10	0					
T. Johnson	1	8	8.0	8	0					
Perry	1	2	2.0	2	0					
Saints	278	3514	12.6	89t	19					
Opponents	328	4256	13.0	81t	24					

PASSING	Att	Cmp	Yds	Cmp%	Yds/Att	TD	TD%	Int	Int%	Long	Sk/Yds	Rating
Patterson	199	110	1427	55.3	7.17	8	4.0	4	2.0	82t	11/88	83.1
Collins	191	94	1202	49.2	6.29	4	2.1	10	5.2	89t	21/140	64.3
Wuerffel	119	62	695	52.1	5.84	5	4.2	5	4.2	69t	23/131	56.5
Robert	23	11	170	47.8	7.39	1	4.3	0	0.0	35t	2/17	87.2
L Smith	2	1	20	50.0	10.00	1	50.0	0	0.0	125.0	0/0	100.0
Craver	1	0	0	0.0	0.00	0	0.0	0	0.0	0	0/0	39.6
Saints	535	278	3514	52.0	6.57	19	3.6	19	3.6	89t	57/376	69.8
Opponents	539	328	4256	60.9	7.90	24	4.5	21	3.9	81t	47/288	84.3

SAINTS STATISTICS

1999

RECORD: 3-13

FINISH: 5th-NFC WEST

Date	W/L	Score	Opponent	Attendance
9/12	W	19-10	Carolina	58,166
9/19	L	21-28	at San Francisco	67,685
10/3	L	10-14	at Chicago	66,944
10/10	L	17-20	Atlanta	57,289
10/17	L	21-24	Tennessee	51,875
10/24	L	3-31	at New York Giants	77,982
10/31	L	16-21	Cleveland	48,817
11/7	L	16-31	Tampa Bay	47,129
11/14	W	24-6	San Francisco	52,198
11/21	L	23-41	at Jacksonville	69,772
11/28	L	12-43	at St. Louis	65,864
12/5	L	12-35	at Atlanta	62,568
12/12	L	14-30	St. Louis	46,838
12/19	L	8-31	at Baltimore	67,597
12/24	W	31-24	Dallas	47,835
1/2	L	13-45	at Carolina	56,929

TEAM STATISTICS	N.O.	OPP.
TOTAL FIRST DOWNS	288	297
Rushing	97	105
Passing	159	170
Penalty	32	22
3rd Down: Made/Att.	74/120	79/204
3rd Down: Pct.	33.6	38.7
4th Down: Made/Att.	8/22	8/11
4th Down: Pct.	36.4	72.7
POSSESSION AVG.	30:54	29:06
TOTAL NET YARDS	4983	5318
Avg. Per Game	311.4	332.4
Total Plays	1055	966
Avg. Per Play	4.7	5.5
NET YARDS RUSHING	1690	1774
Avg. Per Game	105.6	110.9
Total Rushes	461	432
NET YARDS PASSING	3293	3544
Avg. Per Game	205.8	221.5
Sacked/Yards Lost	41/305	45/277
Gross Yards	3598	3821
Att./Completions	553/288	489/291
Completion Pct.	52.1	59.5
Had Intercepted	30	19
PUNTS/AVERAGE	83/39.5	77/41.3
NET PUNTING AVG.	83/34.9	77/36.2
PENALTIES/YARDS	110/877	124/1006
FUMBLES/BALL LOST	26/9	22/15
TOUCHDOWNS	27	55
Rushing	9	15
Passing	16	34
Returns	2	6

Score by Periods	1	2	3	4	OT	TOT
Saints	59	91	39	71	0	260
Opponents	79	124	104	127	0	434

SCORING	TD	Ru	Pa	Rt	PAT	FG	S	TP
Brien	0	0	0	0	20/21	24/29	0	92
Poole	6	0	6	0	0	0	36	0
Kennison	4	0	4	0	0	0	26	0
Tolliver	3	3	0	0	0	0	18	0
Delhomme	2	2	0	0	0	0	12	0
Ri. Williams	2	2	0	0	0	0	12	0
Bech	1	0	1	0	0	0	8	0
Cleeland	1	0	1	0	0	0	8	0
Dawsey	1	0	1	0	0	0	6	0
Drakeford	1	0	0	1	0	0	6	0
Hastings	1	0	1	0	0	0	6	0
Hobert	1	1	0	0	0	0	6	0
Slutzker	1	0	1	0	0	0	6	0
L. Smith	1	0	1	0	0	0	6	0
Weary	1	0	0	1	0	0	6	0
Wuerffel	1	1	0	0	0	0	6	0

Saints	27	9	16	2	20/21	24/29	0	260
Opponents	55	15	34	6	54/54	16/23	0	434
2-Pt. Conv.:	Bech, Cleeland, Kennison, Saints 3-6,							
Opp. 1-1								
SACKS:	Glover 8.5, Whitehead 7.0, B. Smith 6.0,							
	Wilson 5.5, Martin 4.5, Fields 4.0, Kei. Mitchell 3.5,							
	Tomich 3.0, Robbins 2.0, Hewitt 1.0, Saints 45.0,							
Opp. 41.0								

RUSHING	No	Yds	Avg	LG	TD
Ri. Williams	253	884	3.5	25	2
L. Smith	60	205	3.4	24	0
Perry	48	180	3.8	22	0
Tolliver	26	142	5.5	33	3
Delhomme	11	72	6.5	27	0
Hobert	12	47	3.9	10	1
Craver	17	40	2.4	8	0
Davis	20	32	1.6	7	0
Wuerffel	2	29	14.5	29	1
Kennison	3	20	6.7	15	0
Phillyaw	4	16	4.0	18	0
Poole	1	14	14.0	14	0
Barnhardt	1	4	4.0	4	0
Hastings	1	4	4.0	4	0
Powell	1	1	1.0	1	0
Franklin	1	0	0.0	0	0
Saints	461	1690	3.7	33	9
Opponents	432	1774	4.1	40	15

RECEIVING	No	Yds	Avg	LG	TD
Kennison	61	835	13.7	90t	4
Poole	42	796	19.0	67t	6
Hastings	40	564	14.1	42	1
Ri. Williams	28	172	6.1	29	0
Cleeland	26	325	12.5	31	1
L. Smith	20	151	7.6	26	1
Craver	19	154	8.1	29	0
Dawsey	16	196	12.3	57	1
Slutzker	11	164	14.9	42	1
Davis	7	53	7.6	20	0
Wilcox	6	61	10.2	19	0
Bech	4	65	16.3	23t	1
Perry	4	26	6.5	11	0
Phillyaw	2	23	11.5	14	0
Franklin	2	13	6.5	8	0
Saints	288	3598	12.5	90t	16
Opponents	291	3821	13.1	62t	34

INTERCEPTIONS	No	Yds	Avg	LG	TD
Ambrose	6	27	4.5	16	0
Clay	3	32	10.7	24	0
Kei. Mitchell	3	22	7.3	18	0
Weary	2	49	24.5	27	0
Fields	2	0	0.0	0	0
Kelly	1	6	6.0	6	0
Molden	1	2	2.0	2	0
Knight	1	0	0.0	0	0
Saints	19	138	7.3	27	0
Opponents	30	483	16.1	64t	4

PUNTING	No	Yds	Avg	Net	TB	I20	LG	B
Kennison	82	3262	39.8	35.1	5	14	52	0
Brien	1	20	20.0	20.0	0	1	20	0
Saints	83	3282	39.5	34.9	5	15	52	0
Opponents	77	3183	41.3	36.2	7	24	60	0

PUNT RET	Ret	FC	Yds	Avg	LG	TD
Kennison	35	23	258	7.4	18	0
Saints	35	23	258	7.4	18	0
Opponents	43	25	283	6.6	74t	1

KICKOFF RET	No	Yds	Avg	LG	TD
Phillyaw	53	1165	22.0	55	0
Davis	20	424	21.2	35	0
Perry	2	6	3.0	16	0
Bech	1	12	12.0	12	0
Craver	1	3	3.0	3	0
Dawsey	1	20	20.0	20	0
Gammmon	1	9	9.0	9	0
Saints	79	1639	20.7	55	0
Opponents	60	1473	24.6	95t	1

FIELD GOALS	1-19	20-29	30-39	40-49	50+
Brien	0/0	9/11	6/7	7/9	2/2
Saints	0/0	9/11	6/7	7/9	2/2
Opponents	1/1	2/2	7/8	4/8	2/4

Brien: (46g, 21G) () (30G) (28N, 42N, 49N) (24G, 42G) (25G) (47N, 49G, 22G, 46G) (29G, 39G, 37G) (28G) (52G, 39N) (51G, 42G, 45G, 35G, 24N) (24G, 34G) (29G, 26G) () (32G) ()

Opponents: (52G, 53N) () (32N) (36G, 44G) (42N, 19G) (41G) (46N) (35G, 51N) (52G, 22G) (45G, 32G) () () (40G, 30G, 41N, 40N, 38G) (36G) (33G) (27G)

1999 NFC WEST STANDINGS				
Saints Finish: 5th place				
	W	L	T	Pct.
St. Louis	13	3	0	.813
Carolina	8	8	0	.500
Atlanta	5	11	0	.313
San Francisco	4	12	0	.250
New Orleans	3	13	0	.188

PASSING	Att	Cmp	Yds	Cmp%	Yds/Att	TD	TD%	Int	Int%	Long	Sk/Yds	Rating
Tolliver	268	139	1916	51.9	7.15	7	2.6	16	6.0	57	19/152	58.9
Hobert	159	85	970	53.5	6.10	6	3.8	6	3.8	90t	11/79	68.9
Delhomme	76	42	521	55.3	6.86	3	3.9	5	6.6	51t	6/42	62.4
Wuerffel	48	22	191	45.8	3.98	0	0.0	3	6.3	22	5/32	30.8
L. Smith	1	0	0	0.0	0.00	0	0.0	0	0.0	0	0/0	39.6
Ri. Williams	1	0	0	0.0	0.00	0	0.0	0	0.0	0	0/0	39.6
Saints	553	288	3598	52.1	6.51	16	2.9	30	5.4	90t	41/305	59.6
Opponents	489	291	3821	59.5	7.81	34	7.0	19	3.9	82t	45/277	61.2

SAINTS STATISTICS

2000

RECORD: 10-6

FINISH: 1st-NFC WEST

Date	W/L	Score	Opponent	Attendance	SCORING	TD	Ru	Pa	Rt	PAT	FG	S	TP	INTERCEPTIONS	No	Yds	Avg	LG	TD			
9/3	L	10-14	Detroit	64,900	Brien	0	0	0	0	37/37	23/29	0	106	Knight	5	68	13.6	37t	2			
9/10	W	28-27	at San Diego	51,300	R. Williams	9	8	1	0	0	0	0	54	Molden	3	24	8.0	24	0			
9/17	L	10-20	at Seattle	59,513	Horn	8	0	0	0	0	0	0	48	Perry	3	3	1.0	3	0			
9/24	L	7-21	Philadelphia	64,900	Jackson	6	0	0	0	0	0	0	36	D. Smith	2	56	28.0	41t	1			
10/8	W	31-10	at Chicago	66,944	A. Glover	4	0	4	0	0	0	0	24	Weary	2	27	13.5	27	0			
10/15	W	24-6	Carolina	50,015	Allen	2	2	0	0	0	0	0	14	Oldham	2	0	0.0	0	0			
10/22	W	21-19	at Atlanta	56,508	Brooks	2	2	0	0	0	0	0	12	D. Howard	1	46	46.0	46	0			
10/29	W	21-10	at Arizona	35,016	Knight	2	0	0	2	0	0	0	12	Mitchell	1	40	40.0	40t	1			
11/5	W	31-15	San Francisco	64,900	Mitchell	2	0	0	2	0	0	0	12	Mathis	1	0	0.0	0	0			
11/12	W	20-10	at Carolina	72,981	Blake	1	1	0	0	0	0	0	6	Saints	20	264	13.2	46	4			
11/19	L	22-31	Oakland	64,900	Hall	1	0	1	0	0	0	0	6	Opponents	15	125	8.3	35t	1			
11/26	W	31-24	at St. Louis	66,064	Milne	1	0	1	0	0	0	0	6									
12/3	L	23-38	Denver	64,900	Moore	1	1	0	0	0	0	0	6	PUNTING	No	Yds	Avg	Net	TB	IG	B	
12/10	W	31-27	at San Francisco	67,892	Poolo	1	0	1	0	0	0	0	6	Gowin	74	3043	41.1	32.3	8	22	58	0
12/17	W	23-7	Atlanta	64,900	D. Smith	1	0	0	1	0	0	0	6	Saints	74	3043	41.1	32.3	8	22	58	0
12/24	L	21-26	St. Louis	64,900	Saints	41	14	22	5	37/37	23/29	0	354	Opponents	74	3024	40.9	35.7	2	19	62	0

TEAM STATISTICS	N.O.	OPP.	2-Pt. Conv.:	Allen, Saints 1-4, Opp. 2-5	PUNT RET	Ret	FC	Yds	Avg	LG	TD
TOTAL FIRST DOWNS	312	279			Morton	30	14	278	9.3	51	0
Rushing	117	95			Canly	9	2	45	5.0	13	0
Passing	169	159			Mathis	1	1	5	5.0	5	0
Penalty	26	25			Wilson	0	0	11	---	11	0
3rd Down: Made/Att	97/127	80/204			Saints	40	17	339	8.5	51	0
3rd Down Pct.	42.7	39.2			Opponents	37	17	494	13.4	95t	2
4th Down: Made/Att	10/17	4/14									
4th Down Pct.	58.8	28.6									

4th Down: Made/Att	10/17	4/14	RUSHING	No	Yds	Avg	LG	TD						
4th Down: Pct	58.8	28.6	R. Williams	248	1000	4.0	26t	8	KICKOFF RET	No	Yds	Avg	LG	TD
POSSESSION AVG.	31:27	28:33	Blake	57	243	4.3	20	1	Morton	44	1029	23.4	68	0
TOTAL NET YARDS	5397	4743	Allen	46	179	3.9	18	2	McAfee	10	251	25.1	52	0
Avg. Per Game	337.3	296.4	Brooks	41	170	4.1	29	2	Mathis	8	187	23.4	40	0
Total Plays	1041	949	Moore	37	156	4.2	40	1	Allen	0	6	---	6	0
Avg. Per Play	5.2	5.0	Morton	36	136	3.8	16	0	Saints	62	1473	23.8	68	0
NET YARDS RUSHING	2068	1672	T. Smith	29	131	4.5	16	0	Opponents	71	1743	24.5	93t	2
Avg. Per Game	129.3	104.5	McAfee	2	37	18.5	40	0						
Total Rushes	505	395	Horn	6	10	1.7	16	0	FIELD GOALS	1-19	20-29	30-39	40-49	50+
NET YARDS PASSING	3329	3071	Gowin	1	5	5.0	5	0	Brien	1/1	6/6	4/5	12/15	0/2
Avg. Per Game	208.1	191.9	Milne	2	1	0.5	1	0	Saints	1/1	6/6	4/5	12/15	0/2
Sacked/Yards Lost	39/244	66/378	Saints	505	2068	4.1	40	14	Opponents	1/1	3/3	6/11	6/7	2/2
Gross Yards	3573	3449	Opponents	395	1672	4.2	47	14						

PUNTS/AVERAGE	74/41.1	74/40.9	RECEIVING	No	Yds	Avg	LG	TD
NET PUNTING AVG.	74/32.3	74/35.7		94	1340	14.3	52	8
PENALTIES/YARDS	124/1024	105/837		R. Williams	44	409	9.3	24
FUMBLES/BALL LOST	26/11	24/15		R. Jackson	37	523	14.1	53t
TOUCHDOWNS	41	36		Morton	30	213	7.1	35
Rushing	14	14		Poolo	21	293	14.0	49t
Passing	14	14		A. Glover	21	281	13.4	39
Returns	2	5		Reed	16	206	12.9	22
	2	17		T. Smith	12	65	5.4	10
	5	5		Wilson	11	154	14.0	30

Score by Periods	1	2	3	4	OT	TOT
Saints	66	111	67	110	0	354
Opponents	58	111	51	85	0	305

2000 NFC WEST STANDINGS

Saints Finish: 1st place	W	L	T	Pct.
New Orleans	10	6	0	.625
St. Louis	10	6	0	.625
Carolina	7	9	0	.438
San Francisco	6	10	0	.375
Atlanta	4	12	0	.250

PASSING	Att	Cmp	Yds	Cmp%	Yds/Att	TD	TD%	Int	Int%	Long	Sk/Yds	Rating
Blake	302	184	2025	60.9	6.71	13	4.3	9	3.0	49t	24/150	82.7
Brooks	194	113	1514	58.2	7.80	9	4.6	6	3.1	53t	15/94	85.7
R. Williams	1	1	34	100.0	34.00	0	0.0	0	0.0	34	0/0	118.8
Saints	497	298	3573	60.0	7.19	22	4.4	15	3.0	53t	39/244	84.2
Opponents	488	285	3449	58.4	7.07	17	3.5	20	4.1	69t	66/378	74.7

HISTORY

SAINTS STATISTICS

2001

RECORD: 7-9

FINISH: 3rd-NFC WEST

Date	W/L	Score	Opponent	Attendance
9/9	L	24-6	at Buffalo	71,447
9/30	L	13-21	at New York Giants	78,451
10/7	W	28-15	Minnesota	70,020
10/14	W	27-25	at Carolina	72,049
10/21	L	13-20	Atlanta	70,020
10/28	W	34-31	at St. Louis	66,189
11/4	L	9-16	New York Jets	70,020
11/11	L	27-28	at San Francisco	68,083
11/18	W	34-20	Indianapolis	70,020
11/25	L	17-34	at New England	60,292
12/2	W	27-23	Carolina	70,020
12/9	W	28-10	at Atlanta	68,826
12/17	L	21-34	St. Louis	70,332
12/23	L	21-48	at Tampa Bay	65,526
12/30	L	10-40	Washington	70,020
1/6	L	0-38	San Francisco	70,020

TEAM STATISTICS	N.O.	OPP.
TOTAL FIRST DOWNS	294	284
Rushing	87	88
Passing	184	169
Penalty	23	27
3rd Down: Made/Att	89/227	80/201
3rd Down Pct.	39.2	39.8
4th Down: Made/Att	6/18	3/12
4th Down Pct.	33.3	25.0
POSSESSION AVG.	29:24	30:36
TOTAL NET YARDS	5226	5070
Avg. Per Game	326.6	316.9
Total Plays	1031	948
Avg. Per Play	5.1	5.3
NET YARDS RUSHING	1712	1715
Avg. Per Game	107.0	107.2
Total Rushes	419	443
NET YARDS PASSING	3514	3355
Avg. Per Game	219.6	209.7
Sacked/Yards Lost	50/330	53/323
Gross Yards	3844	3678
Att./Completions	562/313	452/278
Completion Pct.	55.7	61.5
Had Intercepted	22	15
PUNTS/AVERAGE	76/41.8	67/43.5
NET PUNTING AVG.	76/35.8	67/38.3
PENALTIES/YARDS	119/1025	100/877
FUMBLES/BALL LOST	35/13	28/15
TOUCHDOWNS	36	47
Rushing	8	15
Passing	27	30
Returns	1	2

Score by Periods	1	2	3	4	OT	TOT
Saints	53	77	108	95	0	333
Opponents	120	120	47	122	0	409

SCORING	TD	Ru	Pa	Rt	PAT	FG	S	TP
Carney	0	0	0	0	32/32	27/31	0	113
Horn	9	0	9	0	0	54	0	54
R. Williams	7	6	1	0	0	42	0	42
W. Jackson	5	0	5	0	0	32	0	32
Clelland	4	0	4	0	0	24	0	24
B. Williams	3	0	3	0	0	18	0	18
Connell	2	0	2	0	0	12	0	12
McAllister	2	1	1	0	0	12	0	12
T. Smith	2	0	2	0	0	12	0	12
Brooks	1	1	0	0	0	6	0	6
Oldham	1	0	0	1	0	6	0	6
Saints	36	8	27	1	32/32	27/31	1	333
Opponents	47	15	30	2	42/42	27/31	0	409
2-Pt. Conv.: W. Jackson, Saints 1-4, Opp. 2-5								

Mitchell 2.0, Whitehead 2.0, D. Smith 1.5, Chase 1.0,
S. Knight 1.0, Mathis 1.0, **Saints 53.0, Opp. 50.0**

RUSHING	No	Yds	Avg	LG	TD
R. Williams	313	1245	4.0	46	6
Brooks	80	358	4.5	26	1
McAllister	16	91	5.7	54t	1
T. Smith	5	8	1.6	6	0
Connell	1	6	6.0	6	0
Horn	1	4	4.0	4	0
McAfee	1	2	2.0	2	0
Blake	1	-1	-1.0	-1	0
Carney	1	-1	-1.0	-1	0
Saints	419	1712	4.1	54t	8
Opponents	443	1715	3.9	55	15

RECEIVING	No	Yds	Avg	LG	TD
Horn	83	1265	15.2	56	9
W. Jackson	81	1046	12.9	63	5
R. Williams	60	511	8.5	42	1
R. Wilson	21	277	13.2	44	1
B. Williams	20	202	10.1	26	3
McAllister	15	166	11.1	22t	1
Clelland	13	138	10.6	19t	4
Connell	12	191	15.9	46t	2
McGarity	1	-2	-2.0	-2	0
T. Smith	4	30	7.5	12	2
L. Hall	2	15	7.5	9	0
Stachelski	1	5	5.0	5	0
Saints	313	3844	12.3	63	27
Opponents	278	3678	13.2	86t	30

INTERCEPTIONS	No	Yds	Avg	LG	TD
S. Knight	6	114	19.0	40	0
Bellamy	3	21	7.0	21	0
Mathis	2	34	17.0	23	0
Howard	1	37	37.0	37	0
Clemons	1	3	3.0	3	0
Oldham	1	0	0.0	0	0
Thomas	1	0	0.0	0	0
Saints	15	209	13.9	40	0
Opponents	22	189	8.6	36t	1

PUNTING	No	Yds	Avg	Net	TB	I20	LG	B
Gowin	76	3180	41.8	35.8	7	24	62	0
Saints	76	3180	41.8	35.8	7	24	62	0
Opp.	67	2917	43.5	38.3	3	19	70	0

PUNT RET	Ret	FC	Yds	Avg	LG	TD
McGarity	19	9	183	9.6	42	0
Lewis	14	0	81	5.8	32	0
McAllister	4	4	24	6.0	10	0
Saints	37	13	288	7.8	42	0
Opponents	36	18	316	8.8	70t	1

KICKOFF RET	No	Yds	Avg	LG	TD
McAllister	45	1091	24.2	63	0
Lewis	32	762	23.8	68	0
McAfee	6	144	24.0	34	0
Ackerman	2	11	5.5	11	0
Whitehead	2	19	9.5	12	0
Saints	87	2027	23.3	68	0
Opponents	66	1472	22.3	86	0

FIELD GOALS	1-19	20-29	30-39	40-49	50+
Carney	0/0	7/7	11/11	8/12	1/1
Saints	0/0	7/7	11/11	8/12	1/1
Opponents	0/0	9/9	8/9	5/8	5/5

Carney: (31G)(32G, 30G)(50G, 23G, 45G, 29G, 33G) (30G, 39G)(23G, 48B, 31G)(33G, 44G, 44G, 23G, 27G) () (43G, 42G, 35G, 36G)(46G, 48G)(48N, 43B, 1G) (42G, 24G) () () () (29G, 42N) ()					
Opponents: (37G, 22G) () () (46G, 52G)(31G, 38G) (40N, 54G)(39G, 47G, 35N, 23G) () (52G, 41G)(46N) (47G, 23G, 51G)(22G, 40N)(43G, 27G)(20G, 24G, 32G, 27G)(53G, 22G, 34G, 37G)(39G)					

2001 NFC WEST STANDINGS

Saints Finish: 3rd place	W	L	T	Pct.
St. Louis	14	2	0	.875
San Francisco	12	4	0	.750
New Orleans	7	9	0	.438
Atlanta	7	9	0	.438
Carolina	1	15	0	.063

PASSING	Att	Cmp	Yds	Cmp%	Yds/Att	TD	TD%	Int	Int%	Long	Sk/Yds	Rating
Brooks	558	312	3832	55.9	6.87	26	4.7	22	3.9	63	50/330	76.4
McAllister	2	1	12	50.0	6.00	1	50.0	0	0.0	12t	0/0	108.3
Blake	1	0	0	0.0	0.00	0	0.0	0	0.0	0	0/0	39.6
Horn	1	0	0	0.0	0.00	0	0.0	0	0.0	0	0/0	39.6
Saints	562	313	3844	55.7	6.84	27	4.8	22	3.9	63	50/330	76.7
Opponents	452	278	3678	61.5	8.14	30	6.6	15	3.3	86t	53/323	95.5

SAINTS STATISTICS

2002

RECORD: 9-7

FINISH: 3rd-NFC SOUTH

Date	W/L	Score	Opponent	Attendance
9/8	Wot	26-20	at Tampa Bay	65,554
9/15	W	35-20	Green Bay	67,958
9/22	W	29-23	at Chicago	63,216
9/29	L	21-26	at Detroit	60,023
10/6	W	32-29	Pittsburgh	67,734
10/13	W	43-27	at Washington	80,768
10/20	W	35-27	San Francisco	67,903
10/27	L	35-37	Atlanta	67,883
11/10	W	34-24	at Carolina	72,566
11/17	L	17-24	at Atlanta	70,382
11/24	L	15-24	Cleveland	68,295
12/1	W	23-20	Tampa Bay	68,226
12/8	W	37-25	at Baltimore	69,334
12/15	L	31-32	Minnesota	67,851
12/22	L	13-20	at Cincinnati	43,544
12/29	L	6-10	Carolina	66,946

TEAM STATISTICS	N.O.	OPP.
TOTAL FIRST DOWNS	291	327
Rushing	91	108
Passing	169	191
Penalty	31	28
3rd Down: Made/Att.	92/224	87/223
3rd Down: Pct.	41.1	39.0
4th Down: Made/Att.	8/13	12/20
4th Down: Pct.	61.5	60.0
POSSESSION AVG.	28:44	31:16
TOTAL NET YARDS	5205	5796
Avg. Per Game	325.3	362.3
Total Plays	1001	1071
Avg. Per Play	5.2	5.4
NET YARDS RUSHING	1764	1991
Avg. Per Game	110.3	124.4
Total Rushes	426	439
NET YARDS PASSING	3441	3805
Avg. Per Game	215.1	237.8
Sacked/Yards Lost	37/244	39/253
Gross Yards	3685	4058
Att./Completions	538/291	593/343
Completion Pct.	54.1	57.8
Had Intercepted	15	20
PUNTS/AVERAGE	69/41.4	73/42.7
NET PUNTING AVG.	69/36.7	73/33.3
PENALTIES/YARDS	119/911	110/953
FUMBLES/BALL LOST	29/15	29/18
TOUCHDOWNS	49	45
Rushing	16	18
Passing	27	25
Returns	6	2
Score by Periods	1 2 3 4 OT TOT	1 2 3 4 OT TOT
Saints	95 109 107 115 6 438	95 109 107 115 6 438
Opponents	67 134 78 109 0 388	67 134 78 109 0 388

SCORING	TD	Ru	Pa	Rt	PAT	FG	S	TP
Carney	0	0	0	0	37/37	31/35	0	130
McAllister	16	13	3	0	0	0	96	5
Stallworth	8	0	8	0	0	0	48	3
Horn	7	0	7	0	0	0	44	2
Pathon	4	0	4	0	0	0	24	1
M. Lewis	3	0	0	3	0	0	18	1
Reed	3	0	3	0	0	0	14	1
Brooks	2	2	0	0	0	0	16	1
B. Williams	2	0	2	0	0	0	14	1
Allen	1	0	0	1	0	0	6	0
Craver	1	0	0	1	0	0	6	0
Fenderson	1	1	0	0	0	0	6	0
Grant	1	0	0	1	0	0	6	0
Saints	49	18	27	6	37/37	31/35	0	432
Opponents	45	18	25	2	39/40	23/28	1	388
2-Pt. Conv.: Brooks 2, Horn, B. Williams, Saints 4-11, Opp. 4-5								

SACKS: Howard 8.0, Grant 7.0, Jackson 5.5, D. Smith 3.5, K. Smith 3.5, Whitehead 3.0, Hand 2.5, S. Knight 2.0, Bellamy 1.5, Thomas 1.0, Clemons 0.5. **Saints 39.0, Opp. 37.0**

RUSHING	No	Yds	Avg	LG	TD
McAllister	325	1388	4.3	62	13
Brooks	62	253	4.1	21	2
Fenderson	13	65	5.0	17t	1
Keaton	12	19	1.6	4	0
M. Lewis	1	15	15.0	15	0
McAfee	1	11	11.0	11	0
T. Smith	5	11	2.2	5	0
Horn	1	2	2.0	2	0
Stallworth	2	2	1.0	4	0
Delhomme	4	-2	-5	6	0
Saints	426	1764	4.1	62	16
Opponents	439	1991	4.5	59	18

Receiving	No	Yds	Avg	Long	TD
Horn	88	1312	14.9	63	7
McAllister	47	352	7.5	30	3
Pathon	43	523	12.2	64	4
Stallworth	42	594	14.1	57t	8
Reed	21	360	17.1	54	3
B. Williams	13	143	11.0	32t	2
Sloan	12	127	10.6	29	0
T. Smith	9	30	3.3	10	0
M. Lewis	8	200	25.0	59	0
Fenderson	6	38	6.3	13	0
Hall	2	6	3.0	4	0
Saints	291	3685	12.7	64	27
Opponents	343	4058	11.8	77t	25

INTERCEPTIONS	No	Yds	Avg	Long	TD
Thomas	5	80	16.0	43	0
S. Knight	5	36	7.2	17	0
Bellamy	3	39	13.0	16	0
D. Smith	2	21	10.5	17	0
Ivin	2	10	5.0	10	0
D. Carter	1	25	25.0	25	0
Allen	1	0	0.0	0t	1
Hawthorne	1	0	0.0	0	0
Saints	20	211	10.6	43	1
Opponents	15	220	14.7	78t	1

PUNTING	No	Yds	Avg	Net	TB	IG	B
Gowin	61	2553	41.9	36.9	6	15	59
Johnson	8	307	38.4	34.8	0	1	55
Saints	69	2860	41.4	36.7	6	16	59
Opponents	73	3118	42.7	33.3	3	20	71

PUNT RET	Ret	FC	Yds	Avg	LG	TD
M. Lewis	44	6	625	14.2	83t	2
Craver	1	0	0	0.0	0	0
Saints	45	6	625	13.9	83t	1
Opponents	38	14	209	5.5	29	0

KICKOFF RET	No	Yds	Avg	LG	TD
M. Lewis	70	1807	25.8	15	59
Fenderson	2	43	21.5	22	0
Grant	2	10	5.0	10	0
McAfee	2	69	34.5	51	0
Bellamy	1	5	5.0	5	0
Cox	1	14	14.0	14	0
Whitehead	1	8	8.0	8	0
Saints	79	1956	24.8	97t	2
Opponents	85	1817	21.4	70	0

FIELD GOALS	1-19	20-29	30-39	40-49	50+
Carney	0/0	9/9	11/13	11/12	0/1
Saints	0/0	9/9	11/13	11/12	0/1
Opponents	1/1	8/8	6/7	5/7	3/5

Carney: (28G,41G)(39N)() () (40G,48G,31G,48G)
 (21G,23G,36G)(46G,55N,31G,22G)(40G,40G)
 (39G,23G)(35G)(33G,27G,48G)(48N,48G)
 (34G,28G,28G)(40G,34G,27G)(38G,33N,43G)
 (30G,38G)
Opponents:(52G,47B,53N,40G)(27G,36G)
 (31G,25G,58N,25G)(23G,34G,23G,38G)()
 () (24G,41G)(31G,32G,47G)(19G)(39N,42G)(28G)
 (42N,51G)(26G)(41G)() (50G)

2002 NFC SOUTH STANDINGS				
Saints Finish: 3rd				
	W	L	T	Pct.
Tampa Bay	12	4	0	.750
Atlanta	9	6	1	.594
New Orleans	9	7	0	.562
Carolina	7	9	0	.438

PASSING	Att	Cmp	Yds	Cmp%	Yds/Att	TD	TD%	Int	Int%	Long	Sk/Yds	Rating
Brooks	528	283	3572	53.6	6.77	27	5.1	15	2.8	64	36/236	80.1
Delhomme	10	8	113	80.0	11.30	0	0.0	0	0.0	54	0/0	113.8
McAllister	0	0	0	---	---	0	---	0	---	1/8	---	---
Saints	538	291	3685	54.1	6.85	27	5.0	15	2.8	64	37/244	80.8
Opponents	593	343	4058	57.8	6.84	25	4.2	20	3.4	77t	39/253	78.8

SAINTS STATISTICS

2003

RECORD: 8-8

FINISH: 2nd-NFC SOUTH

Date	W/L	Score	Opponent	Attendance
9/7	L	10-27	at Seattle	52,250
9/14	W	31-10	Houston	68,390
9/21	L	12-27	at Tennessee	68,809
9/28	L	21-55	Indianapolis	70,020
10/5	L	13-19	at Carolina	72,496
10/12	W	20-13	Chicago	68,390
10/19	W	45-17	at Atlanta	70,837
10/26	Lot	20-23	Carolina	68,370
11/2	W	17-14	at Tampa Bay	65,524
11/16	Wot	23-20	Atlanta	68,432
11/23	L	20-33	at Philadelphia	67,802
11/30	W	24-20	at Washington	76,821
12/7	L	7-14	Tampa Bay	68,442
12/14	W	45-7	New York Giants	68,399
12/21	L	19-20	at Jacksonville	49,207
12/28	W	13-7	Dallas	68,451

TEAM STATISTICS

TOTAL FIRST DOWNS

	N.O.	OPP.
Rushing	100	109
Passing	100	109
Penalty	25	24

3rd down: Made/Att 106/229

3rd Down Pct. 46.3

4th Down: Made/Att 5/19

4th Down Pct. 26.3

POSSESSION AVG.

Total Net Yards 5438

Avg. Per Game 339.9

Total Plays 1019

Avg. Per Play 5.3

NET YARDS RUSHING

Avg. Per Game 125.0

Total Rushes 448

NET YARDS PASSING 3438

Avg. Per Game 214.9

Sacked/Yards Lost 36/203

Gross Yards 3641

Att./Completions 535/314

Completion Pct. 58.7

Had Intercepted 8

PUNTS/AVERAGE 72/43.7

NET PUNTING AVG. 72/38.2

PENALTIES/YARDS 103/878

FUMBLES/BALL LOST 33/20

TOUCHDOWNS 39

Rushing 11

Passing 25

Returns 3

Score by Periods

Saints 52 112 78 95 3 340

Opponents 64 140 55 64 3 326

SCORING	TD	Ru	Pa	Rt	PAT	FG	S	TP
Carney	0	0	0	0	36/37	22/30	0	102
Horn	10	0	10	0	0	60	0	60
McAllister	8	8	0	0	0	48	0	48
B. Williams	5	0	5	0	0	30	0	30
Pathon	4	0	4	0	0	24	0	24
Stallworth	3	0	3	0	0	18	0	18
Brooks	2	2	0	0	0	12	0	12
Conwell	2	0	2	0	0	12	0	12
Ambrose	1	0	1	0	0	6	0	6
K. Carter	1	1	0	0	0	6	0	6
M. Lewis	1	0	1	0	0	6	0	6
Rodgers	1	0	0	1	0	6	0	6
Thomas	1	0	0	1	0	6	0	6
J. Allen	0	0	0	0	1	2	0	2
Fenderson	0	0	0	0	0	2	0	2

Saints 39 11 25 3 36/37 22/30 1 340

Opponents 36 12 20 4 35/35 25/31 0 326

2-Pt. Conversions: Fenderson, Saints 1-2, Opp. 0-

SACKS: Ch. Grant 10.0, Whitehead 5.5, Howard 5.0,

Jackson TM 3.5, Bellamy 1.0, D. Carter 1.0, Hodge 1.0,

D. Smith 1.0, K. Smith 1.0, Sullivan 1.0, Thomas 1.0,

Saints 32.0, Opponents 36.0

RUSHING

No Yds Avg LG TD

McAllister 351 1641 4.7 76t 8

Brooks 54 175 3.2 15 2

K. Carter 19 72 3.8 31 1

L. Smith 11 61 5.5 17 0

Horn 2 15 7.5 13 0

Fenderson 4 14 3.5 6 0

McAfee 1 13 13.0 13 0

Carney 1 3 3.0 3 0

Stallworth 1 3 3.0 3 0

M. Lewis 1 2 2.0 2 0

Bouman 3 1 0.3 2 0

Saints 448 2000 4.5 76t 11

Opponents 480 2241 4.7 69t 12

RECEIVING

No Yds Avg Long TD

Horn 78 973 12.5 50t 10

McAllister 69 516 7.5 39 0

Pathon 44 578 13.1 40 4

B. Williams 41 436 10.6 31t 5

Conwell 26 290 11.2 32 2

Stallworth 25 485 19.4 76t 3

M. Lewis 12 226 18.8 39 1

Rasby 6 55 9.2 17 0

T. Smith 6 28 4.7 8 0

Gardner 3 29 9.7 11 0

K. Carter 1 11 11.0 11 0

D. Lewis 1 7 7.0 7 0

Fenderson 1 5 5.0 5 0

L. Smith 1 2 2.0 2 0

Saints 314 3641 11.6 76t 25

Opponents 264 3164 12.0 79t 20

INTERCEPTIONS	No	Yds	Avg	Long	TD
Thomas	4	47	11.8	20	0
Ambrose	3	78	26.0	73t	1
Bellamy	3	19	6.3	10	0
Rodgers	1	40	40.0	40t	1
D. Smith	1	9	9.0	9	0
Ruff	1	7	7.0	7	0
Jones	1	2	2.0	2	0
V. Green	0	24	---	24	0
Saints	14	226	16.1	73t	2
Opponents	8	104	13.0	20	1

PUNTING

No Yds Avg Net TB I20 LG B

Berger 71 3144 44.3 38.2 5 28 59 1

Saints 72 3144 43.7 38.2 5 28 59 1

Opponents 76 3183 41.9 36.4 3 21 60 1

PUNT RET

Ret FC Yds Avg LG TD

M. Lewis 30 10 275 9.2 27 0

Stallworth 5 1 44 8.8 18 0

Craver 2 1 22 11.0 19 0

V. Green 2 0 15 7.5 9 0

Thomas 1 0 4 4.0 4 0

Saints 40 12 360 9.0 27 0

Opponents 36 18 294 8.2 46 0

KICKOFF RET

No Yds Avg LG TD

M. Lewis 45 1068 23.7 53 0

McAfee 9 140 15.6 23 0

Stallworth 8 171 21.4 28 0

Craver 5 128 25.6 52 0

Rasby 2 9 4.5 6 0

M. Williams 2 0 0.0 0 0

J. Allen 1 8 8.0 8 0

Saints 72 1524 21.2 53 0

Opponents 67 1587 23.7 100t 2

FIELD GOALS

1-19 20-29 30-39 40-49 50+

Carney 0/0 6/6 10/12 5/9 1/3

Saints 0/0 6/6 10/12 5/9 1/3

Opponents 0/0 8/9 8/10 9/11 0/1

Carney: (33G) (39G) (31G) (38G,43G) (38G,57N,26)

(38N,50G,30G) (42G) (46G,42G) (39N,47G)

(28G,26G,36G) (45B) (51N,25G,48N) (49N) (35G,49N)

(33G,38G) (24G,27G)

Opponents: (37G,25G) (30G) (22G,43G) (41G,42G)

(49G,23G) (28G,31G) (28G) (24G,29G,31G) (36N)

(38G,27G,54N) (36G,41G,42G,33G) (45G,49G)

(44N,35B) (43B) (43G,35G,21B) ()

2003 NFC SOUTH STANDINGS

Saints Finish: 2nd place

	W	L	T	Pct.
Carolina	11	5	0	.688
New Orleans	8	8	0	.500
Tampa Bay	7	9	0	.438
Atlanta	5	11	0	.312

PASSING	Att	Cmp	Yds	Cmp%	Yds/Att	TD	TD%	Int	Int%	Long	Sk/Yds	Rating
Brooks	518	306	3546	59.1	6.85	24	4.6	8	1.5	76t	34/195	88.8
Bouman	13	7	81	53.8	6.23	1	7.7	0	0.0	19	2/8	98.6
McAllister	2	0	0	0.0	0.00	0	0.0	0	0.0	0	0/0	39.6
Berger	1	0	0	0.0	0.00	0	0.0	0	0.0	0	0/0	39.6
Horn	1	1	14	100.0	14.00	0	0.0	0	0.0	14	0/0	118.8
Saints	535	314	3641	58.7	6.81	25	4.7	8	1.5	76t	36/203	88.7
Opponents	485	264	3164	54.4	6.52	20	4.1	14	2.9	79t	32/171	76.3

SAINTS STATISTICS

2004

RECORD: 8-8

FINISH: 2nd-NFC SOUTH

Date	W/L	Score	Opponent	Attendance
9/12	L	7-21	Seattle	64,900
9/19	W	30-27	San Francisco	64,900
9/26	Wot	28-25	at St. Louis	65,856
10/3	L	10-34	at Arizona	28,109
10/10	L	17-20	Tampa Bay	64,900
10/17	L	31-38	Minnesota	64,900
10/24	W	31-26	at Oakland	45,337
11/7	L	17-43	at San Diego	59,662
11/14	W	27-20	Kansas City	64,900
11/21	L	13-34	Denver	64,900
11/28	L	21-24	at Atlanta	70,521
12/5	L	21-32	Carolina	58,878
12/12	W	27-13	at Dallas	64,056
12/19	W	21-17	at Tampa Bay	65,075
12/26	W	26-13	Atlanta	64,900
1/2	W	21-18	at Carolina	73,302

TEAM STATISTICS

	N.O.	OPP.
TOTAL FIRST DOWNS	291	343
Rushing	82	118
Passing	177	193
Penalty	2	32
3rd Down: Made/Att.	70/210	80/210
3rd Down: Pct.	33.3	38.1
4th Down: Made/Att.	9/18	6/7
4th Down Pct.:	50.0	85.7
POSSESSION AVG.	28:18	31:42
TOTAL NET YARDS	5193	6141
Avg. Per Game	324.6	383.8
Total Plays	989	1067
Avg. Per Play	5.3	5.8
NET YARDS RUSHING	1606	2253
Avg. Per Game	100.4	140.8
Total Rushes	406	485
NET YARDS PASSING	3587	3888
Avg. Per Game	224.2	243.0
Sacked/Yards Lost	41/223	37/207
Gross Yards	3810	4095
Att./Completions	542/309	545/324
Completion Pct.	57.0	59.4
Had Intercepted	16	13
PUNTS/AVERAGE	85/43.6	71/40.8
NET PUNTING AVG.	85/39.0	71/34.5
PENALTIES/YARDS	129/1141	119/965
FUMBLES/BALL LOST	23/10	31/20
TOUCHDOWNS	49	45
Rushing	15	16
Passing	21	24
Returns	4	4

Score by Periods	1	2	3	4	OT	TOT
Saints	29	132	83	101	3	448
Opponents	117	110	70	108	0	345

SCORING	TD	Ru	Pa	Rt	PAT	FG	S	TP
Carney	0	0	0	0	38/38	22/27	0	104
Horn	11	0	11	0	0	0	0	68
McAllister	9	9	0	0	0	0	0	54
Stallworth	5	0	5	0	0	0	0	30
Brooks	4	4	0	0	0	0	0	24
Stecker	3	2	0	1	0	0	0	18
B. Williams	2	0	2	0	0	0	0	12
Bockwoldt	1	0	0	1	0	0	0	6
Conwell	1	0	1	0	0	0	0	6
Hall	1	0	1	0	0	0	0	6
Lewis	1	0	0	1	0	0	0	6
Mitchell	1	0	0	1	0	0	0	6
Pathon	1	0	1	0	0	0	0	6
Bryant	0	0	0	0	0	1	2	0
Saints	40	15	21	4	38/38	22/27	1	348
Opponents	44	16	24	4	42/42	31/35	1	405

2-Pt. Conversions: Horn, Saints 1-2, Opp. 2-2

SACKS: Howard 11.0, Ch. Grant 10.5, W. Smith 7.5, Young 2.5, Bryant 2.0, Watson 2.0, Bockwoldt 1.0, Sullivan 0.5, Saints 37.0, Opponents 41.0

RUSHING	No	Yds	Avg	LG	TD
McAllister	269	1074	4.0	71	9
Stecker	58	244	4.2	42t	2
Brooks	58	173	3.0	15	4
McAfee	2	54	27.0	53	0
Stallworth	6	37	6.2	26	0
Carter	10	17	1.7	8	0
Karney	3	7	2.3	4	0
Saints	406	1606	4.0	71	15
Opponents	485	2253	4.6	60	16

Receiving	No	Yds	Avg	Long	TD
Horn	94	1399	14.9	57	11
Stallworth	58	767	13.2	45	5
Pathon	34	581	17.1	38	1
McAllister	34	228	6.7	20	0
B. Williams	33	362	11.0	22	2
Stecker	29	174	6.0	26	0
Conwell	10	102	10.2	28	1
Lewis	8	127	15.9	30	0
Karney	6	42	7.0	17	0
Gardner	1	23	23.0	23	0
Hall	1	4	4.0	4t	1
Brooks	1	1	1.0	1	0
Saints	309	3810	12.3	57	21
Opponents	324	4095	12.6	59	24

INTERCEPTIONS	No	Yds	Avg	Long	TD
McKenzie	5	19	3.8	14	0
Ambrose	3	19	6.3	19	0
Brown	2	0	0.0	0	0
Jones	1	55	55.0	55	0
Ch. Grant	1	8	8.0	8	0
Ruff	1	0	0.0	0	0
Saints	13	101	7.8	55	0
Opponents	16	260	16.3	76	1

PUNTING	No	Yds	Avg	Net	TB	IG	B
Berger	85	3704	43.6	39.0	4	28	63
Saints	85	3704	43.6	39.0	4	28	63
Opponents	71	2896	40.8	34.5	3	17	60

PUNT RET	Ret	FC	Yds	Avg	LG	TD
Lewis	34	11	382	11.2	53	0
Stallworth	6	1	6	1.0	4	0
Saints	40	12	388	9.7	53	0
Opponents	43	25	310	7.2	59t	1

KICKOFF RET	No	Yds	Avg	LG	TD
Lewis	51	1215	23.8	96t	1
Stecker	18	469	26.1	98t	1
McAfee	8	137	17.1	26	0
Hall	3	20	6.7	8	0
Ruff	1	9	9.0	9	0
W. Smith	1	17	17.0	17	0
Whitehead	1	12	12.0	12	0
Saints	83	1879	22.6	98t	2
Opponents	74	1710	23.1	63	0

FIELD GOALS	1-19	20-29	30-39	40-49	50+
Carney	0/0	3/3	12/15	5/6	2/3
Saints	0/0	3/3	12/15	5/6	2/3
Opponents	0/0	10/10	9/10	8/10	4/5

Carney: () (32G,36G,37G)
 () (52G,53G,39G,51N,38G,31G) (20G) (47G) (45G) (41G)
 (46N,37G) (39G,38G) (24G,36G) (48G,38G,37B) ()
 (39G,44G) (38N) (22G) (38N)
Opponents: () (30G,33G) (53G) (26G,33G)
 (23G,53G,41N) (39G) (28G,42G,44G,40G) (40G,27G)
 (24G,44G) (48G,34G) (37N,31G)
 (30G,50G,46G,25G,21G,21G) (42N,34G,41G) (37G)
 (25G,20G) (54G,60B)

2004 NFC SOUTH STANDINGS

Saints Finish: 2nd place

	W	L	T	Pct.
Atlanta	11	5	0	.688
New Orleans	8	8	0	.500
Carolina	7	9	0	.438
Tampa Bay	5	11	0	.312

HISTORY

SAINTS STATISTICS

2005

RECORD: 3-13

FINISH: 4th-NFC SOUTH

Date	W/L	Score	Opponent	Attendance
9/11	W	23-20	at Carolina	72,920
9/19	L	10-27	New York Giants	68,031
9/25	L	16-33	at Minnesota	63,952
10/2	W	19-7	Buffalo	58,688
10/9	L	3-52	at Green Bay	70,580
10/16	L	31-34	Atlanta	65,562
10/23	L	17-28	at St. Louis	64,586
10/30	L	6-21	Miami	61,643
11/6	L	17-20	Chicago	32,637
11/20	L	17-24	at New England	68,756
11/27	W	21-19	at New York Jets	77,152
12/4	L	3-10	Tampa Bay	34,411
12/12	L	17-36	at Atlanta	70,083
12/18	L	10-27	Carolina	32,551
12/24	L	12-13	Detroit	63,747
1/1	L	13-27	at Tampa Bay	65,379

TEAM STATISTICS	N.O.	OPP.
TOTAL FIRST DOWNS	312	281
Rushing	89	103
Passing	182	145
Penalty	41	33
3rd Down: Made/Att	82/211	89/220
3rd Down Pct.	38.9	40.5
4th Down: Made/Att	2/12	3/4
4th Down Pct.	16.7	75.0
POSSESSION AVG.	30:32	29:28
TOTAL NET YARDS	5031	4994
Avg. Per Game	314.4	312.1
Total Plays	1017	946
Avg. Per Play	4.9	5.3
NET YARDS RUSHING	1688	2145
Avg. Per Game	105.5	134.1
Total Rushes	423	503
NET YARDS PASSING	3343	2849
Avg. Per Game	208.9	178.1
Sacked/Yards Lost	41/261	25/165
Gross Yards	3604	3014
Att./Completions	553/308	418/241
Completion Pct.	55.7	57.7
Had Intercepted	24	10
PUNTS/AVERAGE	71/43.2	76/45.6
NET PUNTING AVG.	71/38.7	76/39.0
PENALTIES/YARDS	135/1130	127/985
FUMBLES/BALL LOST	23/19	19/9
TOUCHDOWNS	23	43
Rushing	8	16
Passing	15	20
Returns	0	7

Score by Periods	Q1	Q2	Q3	Q4	OT	TOT
Saints	47	97	22	69	0	235
Opponents	103	126	59	110	0	398

SCORING	TD	Ru	Pa	Rt	PAT	FG	S	TP
Carney	0	0	0	0	22/22	25/32	0	97
Stallworth	7	0	7	0	0	0	42	0
Henderson	3	0	3	0	0	0	18	0
McAllister	3	3	0	0	0	0	18	0
A. Smith	3	3	0	0	0	0	18	0
Brooks	2	2	0	0	0	0	12	0
Hakim	2	0	2	0	0	0	12	0
Conwell	1	0	1	0	0	0	6	0
Hilton	1	0	1	0	0	0	6	0
Horn	1	0	1	0	0	0	6	0
Saints	23	8	15	0	22/22	25/32	0	235
Opponents	43	16	20	7	43/43	31/39	2	398

2-Pt. Conversions: Saints 0-1, Opp. 0-0
 SACKS: W. Smith 8.5, Bryant 4, Howard 3.5,
 F. Thomas 3, Grant 2.5, Craft 1, D. Smith 1,
 Watson 1, Whitehead 0.5, Saints 25,
 Opponents 41

RUSHING	No	Yds	Avg	LG	TD
A. Smith	166	659	4.0	42	3
Stecker	95	363	3.8	32	0
McAllister	93	335	3.6	26	3
Brooks	45	281	6.2	22	2
A. Thomas LG	43	92	2.1	12	0
A. Thomas TM	7	12	1.7	4	0
Bouman	8	15	1.9	6	0
Karney	6	12	2.0	3	0
Henderson	1	9	9.0	9	0
Stallworth	2	2	1.0	3	0
Saints	423	1688	4.0	42	8
Opponents	503	2145	4.3	64	16

RECEIVING	No	Yds	Avg	Long	TD
Stallworth	70	945	13.5	43	7
Horn	49	654	13.3	30	1
Conwell	35	396	11.3	29	1
Stecker	35	281	8.0	41	0
Hakim	34	489	14.4	42	2
Henderson	22	343	15.6	66	3
McAllister	17	117	6.9	22	0
Conwell	13	165	12.7	31	1
A. Smith	12	46	3.8	8	0
Karney	10	61	6.1	10	0
Hall	6	36	6.0	8	0
A. Thomas LG	4	13	3.3	6	0
A. Thomas TM	2	8	4.0	6	0
Poole	3	63	21.0	42	0
Saints	308	3604	11.7	66	15
Opponents	241	3014	12.5	68	20

INTERCEPTIONS	No	Yds	Avg	Long	TD
Craft	3	63	21.0	39	0
D. Smith	2	53	26.5	28	0
F. Thomas	2	4	2.0	4	0
Bullocks	1	51	51.0	51	0
McKenzie	1	11	11.0	11	0
Slaughter	1	0	0.0	0	0
Saints	10	182	18.2	51	0
Opponents	24	456	19.0	95t	3

PUNTING	No	Yds	Avg	Net	TB	I20	LG	B
Berger	71	3066	43.2	38.7	3	28	69	0
Saints	71	3066	43.2	38.7	3	28	69	0
Opponents	76	3462	45.6	39.0	9	23	59	0

PUNT RET	Ret	FC	Yds	Avg	LG	TD
Hakim	34	4	260	7.6	42	0
Stallworth	7	1	52	7.4	27	0
Lewis	4	0	8	2.0	5	0
F. Thomas	1	0	0	0.0	0	0
Saints	46	5	320	7.0	42	0
Opponents	33	26	260	7.9	23	0

KICKOFF RET	No	Yds	Avg	LG	TD
Stecker	31	672	21.7	46	0
McAfee	22	485	22.0	34	0
Hakim	9	171	19.0	29	0
Lewis	8	137	17.1	20	0
Hall	2	9	4.5	5	0
Whitehead	2	12	6.0	12	0
A. Smith	1	30	30.0	30	0
Saints	75	1516	20.2	46	0
Opponents	61	1404	23.0	82	0

FIELD GOALS	1-19	20-29	30-39	40-49	50+
Carney	1/1	12/13	4/6	8/12	0/0
Saints	1/1	12/13	4/6	8/12	0/0
Opponents	0/0	10/10	13/15	8/12	0/2
Carney: (29G,48G,47G) (21G,29N) (22G) (23G,40G,32N,20G,37G) (33G,43N,43N) (19G,47B) (45B,22G) (26G,49G) (22G) (30N,46G) () (26G) (47G) (44G) (35G,47G,33G,20G) (25G,24G)					
Opponents: (39G,46G) (39G,30G) (24G,33N,28G,48G,34G) (45N) (26G) (37G,36G) (48N) (37G,36G,41G,46G,36N) (35G,47N,28G) (37G) (29G,45G,41G,38G,53N) (43B,28G) (43G,20G) (32G,50N,29G) (21G,39G) (46G,26G)					

2005 NFC SOUTH STANDINGS				
Saints Finish: 4th place				
	W	L	T	Pct.
Tampa Bay	11	5	0	.688
Carolina	11	5	0	.688
Atlanta	8	8	0	.500
New Orleans	3	13	0	.188

PASSING	Att	Cmp	Yds	Cmp%	Yds/Att	TD	TD%	Int	Int%	Long	Sk/Yds	Rating
Brooks	431	240	2882	55.7	6.69	13	3.0	17	3.9	66	33/202	70.0
Bouman	122	68	722	55.7	5.92	2	1.6	7	5.7	43	8/59	54.7
Saints	553	308	3604	55.7	6.52	15	2.7	24	4.3	66	41/261	66.6
Opponents	418	241	3014	57.7	7.21	20	4.8	10	2.4	68	25/165	86.2

SAINTS STATISTICS

2006

RECORD: 10-6

FINISH: 1st-NFC SOUTH

Date	W/L	Score	Opponent	Attendance	SCORING	TD	R	P	Rt	PAT	FG	S	TP	INTERCEPTIONS	No	Yds	Avg	Long	TD																		
9/10	W	19-14	at Cleveland	72,915	Carney	0	0	0	0	46/47	23/25	0	115	McKenzie	2	54	27.0	54	0																		
9/17	W	34-27	at Green Bay	70,602	McAllister	11	10	0	1			0	66	Fujita	2	19	9.5	19	0																		
9/25	W	23-3	Atlanta	70,003	Bush	9	6	2	1			0	54	Bullocks	2	14	7.0	14	0																		
10/1	L	18-21	at Carolina	73,392	Colston	8	0	0	0			0	48	Stoutmire	2	10	5.0	10	0																		
10/8	W	24-21	Tampa Bay	68,183	Henderson	6	1	5	0			0	36	F. Thomas	1	9	9.0	9	0																		
10/15	W	27-24	Philadelphia	68,269	Horn	4	0	4	0			0	26	Craft	1	0	0.0	0	0																		
10/29	L	22-35	Baltimore	69,152	Copper	3	0	3	0			0	18	Simoneau	1	0	0.0	0	0																		
11/5	W	31-14	at Tampa Bay	65,561	Carney	3	1	2	0			0	18	Saints	11	106	9.6	54	0																		
11/12	L	31-38	at Pittsburgh	61,911	Branch	1	0	1	0			0	6	Opponents	13	180	13.8	52t	4																		
11/19	L	16-31	Cincinnati	68,001	Conwell	1	0	1	0			0	6																								
11/26	W	31-13	at Atlanta	70,933	Deloatch	1	0	0	1			0	6	PUNTING	No	Yds	Avg	Net	TB	In	Lg	B															
12/3	W	34-10	San Francisco	68,241	Jones	1	0	1	0			0	6	Weatherford	77	3369	43.8	37.5	10	19	59	0															
12/10	W	42-17	at Dallas	63,722	McAfee	1	1	0	0			0	6	Saints	77	3369	43.8	37.5	10	19	59	0															
12/17	L	10-16	Washington	69,052	Miller	0	0	0	0			0	2	Opponents	96	4181	43.6	38.0	8	30	65	1															
12/24	W	30-7	at New York Giants	78,539	Cundiff	0	0	0	0	0/0	0/1	0	0																								
12/31	L	21-31	Carolina	69,569	Saints	49	19	27	3	46/47	23/26	0	413	PUNT RETURNS	Ret	FC	Yds	Avg	Long	TD																	
TEAM STATISTICS					N.O.	OPP																															
Total First Downs					330	262	2-Pt. Conversions: Horn, Miller, Saints 2-2, Opp. 0-0																														
Rushing					99	96	SACKS: Smith 10.5, Grant 6, Young 5.5, Shanle 4, Fujita 3.5, H. Thomas 3.5, Cooper 1, Harper 1, Lake 1, Simoneau 1, Whitehead 1, Saints 38; Opp. 23																														
Passing					207	148	RUSHING																														
Penalty					24	18	No	Yds	Avg	LG	TD																										
3rd Down: Made/Att					105/234	69/199						Bush																									
3rd Down Pct.					44.9	34.7	Stecker																														
4th Down: Made/Att					12/20	6/13	Jones																														
4th Down Pct.					60.0	46.2	Copper																														
POSSESSION AVG.					31:53	28:07	Carney																														
TOTAL NET YARDS					6264	4917	Brees																														
Avg. Per Game					391.5	307.3	Branch																														
Total Plays					1075	930	Henderson																														
Avg. Per Play					5.8	5.3	McAfee																														
NET YARDS RUSHING					1761	2063	Stecker																														
Avg. Per Game					110.1	128.9	Copper																														
Total Rushes					472	418	Saints																														
NET YARDS PASSING					4503	2854	Opponents																														
Avg. Per Game					281.4	178.4	RECEIVING																														
Sacked/Yards Lost					23/123	38/268	No	Yds	Avg	Long	TD	Bush																									
Gross Yards					4626	3122						78																									
Att./Completions					580/372	474/267	Colston																														
Completion Pct.					64.1	56.3	Horn																														
Had Intercepted					13	11	37																														
PUNTS/AVERAGE					77/43.8	96/43.6	Henderson																														
NET PUNTING AVG.					77/37.5	96/38.0	32																														
PENALTIES/YARDS					79/597	89/674	30																														
FUMBLES/BALL LOST					23/10	22/8	30																														
TOUCHDOWNS					49	40	30																														
Rushing					19	10	18																														
Passing					27	26	15																														
Returns					3	4	18																														
SCORE BY PERIODS					Q1	Q2	Q3					Q4	OT	PTS																							
Saints					82	136	82					113	0	413																							
Opponents					95	57	80	90	0	322																											
Saints					372	4626	12.4	86t	27																												
Opponents					267	3122	11.7	60t	26																												
2006 NFC SOUTH STANDINGS					Saints Finish: 1st place																																
					W				L				T				Pct.																				
New Orleans					10	6	0	0	.625																												
Carolina					8	8	0	0	.500																												
Atlanta					7	9	0	0	.438																												

PASSING	Att	Cmp	Yds	Cmp%	Yds/Att	TD	TD%	Int	Int%	Long	Sack/Lost	Rating
Brees	554	356	4418	64.3	7.97	26	4.7	11	2.0	86t	18/105	96.2
Martin	24	16	208	66.7	8.67	1	4.2	1	4.2	65	5/18	90.3
Bush	1	0	0	0.0	0.00	0	0.0	1	100.0	0	0/0	0.0
Horn	1	0	0	0.0	0.00	0	0.0	0	0.0	0	0/0	39.6
Saints	580	372	4626	64.1	7.98	27	4.7	13	2.3	86t	23/123	94.9
Opponents	474	267	3122	56.3	6.59	26	5.5	11	2.2	60t	38/268	85.1

2006 NFC SOUTH STANDINGS

Saints Finish: 1st place

	W	L	T	Pct.
New Orleans	10	6	0	.625
Carolina	8	8	0	.500
Atlanta	7	9	0	.438
Tampa Bay	4	12	0	.250

HISTORY



HISTORY

FINISH: 3rd-NFC SOUTH

PASSING	Att	Cmp	Yds	Cmp%	Yds/Att	TD	TD%	Int	Int%	Long	Sack/Lost	Rating
Brees	652	440	4423	67.5	6.78	28	4.3	18	2.8	58	16/109	89.4
Saints	652	440	4423	67.5	6.78	28	4.3	18	2.8	58	16/109	89.4
Opponents	524	327	4122	62.4	7.87	32	6.1	13	2.5	80t	32/198	96.9

HISTORY

FINISH: 4th-NFC SOUTH

[illegible]

PASSING	Att	Cmp	Yds	Cmp%	Yds/Att	TD	TD%	Int	Int%	Long	Sack/Lost	Rating
Brees	635	413	5069	65.0	7.98	34	5.4	17	2.7	84t	13/92	96.2
Moore	1	0	0	0.0	0.0	0	0.0	1	100.0	---	0/0	0.0
Saints	636	413	5069	64.9	7.97	34	5.3	18	2.8	84t	13/92	95.4
Opponents	526	299	3768	56.8	7.05	21	4.0	15	2.9	67t	28/161	80.3

SAINTS STATISTICS

2009

RECORD: 13-3

FINISH: 1st-NFC SOUTH

Date	W/L	Score	Opponent	Attendance	SCORING	TD	R	P	RT	PAT	FG	S	TP	INTERCEPTIONS	NO	YDS	AVG	LONG	TD			
9/13	W	45-27	Detroit	69,719	: Carney	0	0	0	0	50/52	13/17	0	89	: Sharper	9	376	41.8	99t	3			
9/20	W	48-22	at Philadelphia	69,144	: Meachem	10	0	9	1			0	60	: Porter	4	72	18.0	54t	1			
9/27	W	27-7	at Buffalo	70,261	: Colston	9	0	9	0			0	54	: Vilma	3	25	8.3	11	0			
10/4	W	24-10	New York Jets	70,009	: Bush	8	5	3	0			0	48	: Greer	2	59	29.5	48t	1			
10/18	W	48-27	New York Giants	70,011	: P.Thomas	8	6	2	0			0	48	: Shanle	2	16	8.0	13	0			
10/25	W	46-34	at Miami	66,689	: Hartley	0	0	0	0	10/11	9/11	0	37	: Reis	1	33	33.0	33	0			
11/2	W	35-27	Atlanta	70,088	: Bell	5	5	0	0			0	30	: Gay	1	25	25.0	25	0			
11/8	W	30-20	Carolina	70,011	: H. Evans	3	1	2	0			0	18	: Young	1	24	24.0	24	0			
11/15	W	28-23	at St. Louis	59,858	: Sharper	3	0	3	0			0	18	: Jenkins	1	14	14.0	14	0			
11/22	W	38-7	at Tampa Bay	62,720	: Shockey	3	0	3	0			0	18	: McKenzie	1	8	8.0	8	0			
11/30	W	38-17	New England	70,768	: Brees	2	2	0	0			0	12	: Smith	1	0	0.0	0	0			
12/6	Wot	33-30	at Washington	84,520	: Hamilton	2	2	0	0			0	12	: Saints	26	652	25.1	99t	5			
12/13	W	26-23	at Atlanta	68,930	: Henderson	2	0	2	0			0	12	: Opponents	12	133	11.1	41	0			
12/19	L	17-24	Dallas	70,213	: Moore	2	0	2	0			0	12									
12/27	Lot	17-20	Tampa Bay	70,021	: Ayodele	1	0	1	0	1	0	0	6	: PUNTING	No	Yds	Avg	Net	TB	In	Lg	B
1/3	L	10-23	at Carolina	73,047	: Dinkins	1	0	1	0	1	0	0	6	: Morstead	58	2528	43.6	36.0	4	18	60	0
					: Greer	1	0	1	0			0	6	: Saints	58	2528	43.6	36.0	4	18	60	0
					: Hargrove	1	0	1	0			0	6	: Opponents	71	3055	43.0	38.9	7	19	61	0

TEAM STATISTICS

Total First Downs

Rushing 115

Passing 215

Penalty 18

3rd Down: Made/Att 88/197

3rd Down Pct. 44.7

4th Down: Made/Att 6/15

4th Down Pct. 40.0

POSSESSION AVG.

Total Net Yards 6461

Avg. Per Game 403.8

Total Plays 1032

Avg. Per Play 6.3

NET YARDS RUSHING

Avg. Per Game 131.6

Total Rushes 468

NET YARDS PASSING

Avg. Per Game 272.2

Sacked/Yards Lost 20/135

Gross Yards 4490

Att./Completions 544/378

Completion Pct. 69.5

Had Intercepted 12

PUNTS/AVERAGE

NET PUNTING AVG. 58/43.6

PENALTIES/YARDS 58/36.0

FUMBLES/BALL LOST 89/787

TOUCHDOWNS

Rushing 64

Passing 21

Returns 34

Score by Periods

Saints 85

Opponents 106

OPPONENTS

Carney 0

Meachem 10

Colston 9

Bush 8

P.Thomas 8

Hartley 0

Bell 5

H. Evans 3

Sharper 3

Shockey 3

Brees 2

Hamilton 2

Henderson 2

Moore 2

Ayodele 1

Dinkins 1

Greer 1

Hargrove 1

Porter 1

Roby 1

D.Thomas 1

Saints 64

Opponents 37

2-Pt. Conversions: Saints 0-1, Opp. 0-1

SACKS: Smith 13, Grant 5.5, Hargrove 5, Ellis 2, Wilma 2, Ayodele 1.5, Rom. Harper 1.5, McCray 1.5, Fujita 1, Gay 1, Sharper 0.5, Torrence 0.5

Saints 35, Opp. 20

RUSHING

No Yds Avg LG TD

P.Thomas 147

Bell 172

Bush 70

Hamilton 35

Meachem 6

Brees 22

H. Evans 5

Henderson 4

Colston 1

Eckel 2

Brunell 4

Saints 468

Opponents 435

RECEIVING

No Yds Avg Long TD

Colston 70

Henderson 51

Shockey 48

Bush 47

Meachem 45

P.Thomas 39

D.Thomas 35

Moore 14

H. Evans 10

Hamilton 5

Dinkins 5

Bell 4

Eckel 2

Humphrey 1

Roby 1

Brees 1

Saints 378

Opponents 330

FIELD GOALS

No Yds Avg LG TD

P.Thomas 147

Bell 172

Bush 70

Hamilton 35

Meachem 6

Brees 22

H. Evans 5

Henderson 4

Colston 1

Eckel 2

Brunell 4

Saints 468

Opponents 435

INTERCEPTIONS

No Yds Avg LG TD

Sharper 9

Porter 4

Wilma 3

Greer 2

Shanle 2

Reis 1

Gay 1

Young 1

Jenkins 1

McKenzie 1

Smith 1

Saints 26

Opponents 12

PUNTING

No Yds Avg LG TD

Moistead 58

Saints 58

Opponents 71

PUNT RETURNS

Ret FC Yds Avg Long TD

Henderson 4

Moore 1

Sharper 1

Saints 33

Opponents 25

KICKOFF RET.

No Yds Avg Long TD

Roby 42

Meachem 6

Hamilton 3

Bell 2

Charleston 2

Dinkins 1

P.Thomas 1

Saints 57

Opponents 74

FIELD GOALS

1-19 20-29 30-39 40-49 50+

Carney 0/0 6/6 5/8 2/3 0/0

Hartley 1/1 3/3 5/6 0/0 0/1

Saints 1/1 9/9 10/14 2/3 0/1

Opponents 0/0 7/9 14/15 6/6 0/2

2009 NFC SOUTH STANDINGS

Saints Finish: 1st Place

W L T Pct.

New Orleans 13 3 0 .813

Atlanta 9 7 0 .563

Carolina 8 8 0 .500

Tampa Bay 3 13 0 .188

PASSING	Att	Cmp	Yds	Cmp%	Yds/Att	TD	TD%	Int	Int%	Long	Sack/Lost	Rating
Brees	514	363	4388	70.6	8.54	34	6.6	11	2.1	75t	20/135	109.6
Brunell	30	15	102	50.0	3.40	0	0.0	1	3.3	18	0/0	44.0
Saints	544	378	4490	69.5	8.25	34	6.3	12	2.2	75t	20/135	106.0
Opponents	574	330	3961	57.5	6.90	15	2.6	26	4.5	71t	35/192	68.6

HISTORY

FINISH: 2nd-NFC SOUTH

Saints	661	450	4636	68.1	7.01	33	5.0	22	3.3	80t	26/195	90.8
Opponents	494	306	3353	61.9	6.79	13	2.6	9	1.8	68	33/250	83.2

PASSING	Att	Cmp	Yds	Cmp%	Yds/Att	TD	TD%	Int	Int%	Long	Sack/Lost	Rating
Breides	658	448	4620	68.1	7.02	33	5.0	22	3.3	25/185		90.9
Daniel	2	2	16	66.7	8.33	0	0.0	0	0.0	1/10		79.9
Saints	661	450	4636	68.1	7.01	33	5.0	22	3.3	80+	26/195	90.8
Opponents	494	306	3353	61.9	6.79	13	2.6	9	1.8	68	33/250	83.2

SAINTS STATISTICS

2011

RECORD: 13-3

FINISH: 1st-NFC SOUTH

Date	W/L	Score	Opponent	Attendance	SCORING	TD	Ru	Pa	Rt	PAT	FG	S	TP	INTERCEPTIONS	NO	YDS	AVG	LONG	TD			
9/8	L	34-42	at Green Bay	70,555	Kasay	0	0	0	0	63/63	28/34	0	147	P. Robinson	4	31	7.8	25	0			
9/18	W	30-13	Chicago	73,019	Graham	11	0	11	0	0	0	66	0	Torrence	1	42	42.0	42t	1			
9/25	W	40-33	Houston	73,002	Sproules	10	2	7	1	0	0	60	0	Shanle	1	12	12.0	12	0			
10/2	W	23-10	at Jacksonville	62,471	Moore	8	0	8	0	0	0	52	0	Greer	1	2	2.0	2	0			
10/9	W	30-27	at Carolina	72,679	Colston	8	0	8	0	0	0	48	0	Herring	1	0	0.0	0	0			
10/16	L	20-26	at Tampa Bay	56,590	Meachem	6	0	6	0	0	0	36	0	Porter	1	-7	-7.0	-7	0			
10/23	W	62-7	Indianapolis	73,012	P. Thomas	6	5	1	0	0	0	36	0	Saints	9	80	8.9	42t	1			
10/30	L	21-31	at St. Louis	57,179	Ingram	5	5	0	0	0	0	30	0	Opponents	14	162	11.6	53	1			
11/6	W	27-16	Tampa Bay	73,043	Collins	4	2	2	0	0	0	24	0									
11/13	W	26-23	at Atlanta	70,359	Henderson	2	0	2	0	0	0	12	0	PUNTING	No	Yds	Avg	Net	TB	In	Lg	B
11/28	W	49-24	New York Giants	73,068	Brees	1	1	0	0	0	0	6	0	Morstead	46	2224	48.3	43.1	4	13	64	1
12/4	W	31-17	Detroit	73,042	Gilmore	1	0	1	0	0	0	6	0	Saints	47	2224	47.3	43.1	4	13	64	1
12/11	W	22-17	at Tennessee	69,143	Ivory	1	1	0	0	0	0	6	0	Opponents	71	3146	44.3	38.5	6	24	59	0
12/18	W	42-20	at Minnesota	62,623	Jenkins	1	0	0	1	0	0	6	0									
12/26	W	45-16	Atlanta	73,085	Torrence	1	0	0	1	0	0	6	0	PUNT RETURNS	Ret	FC	Yds	Avg	Long	TD		
1/1	W	45-17	Carolina	73,065	Wilma	1	0	0	1	0	0	6	0	Sproules	29	19	294	10.1	72t	1		
					Saints	66	16	46	4	63/63	28/34	0	547	Saints	29	19	294	10.1	72t	1		
					Opponents	37	11	24	2	36/37	27/32	0	339	Opponents	19	10	118	6.2	14	0		

TEAM STATISTICS

Total First Downs

Rushing 116

Passing 280

Penalty 20

3rd Down: Made/Att 118/208

3rd Down Pct. 56.7

4th Down: Made/Att 3/10

4th Down Pct. 30.0

POSSESSION AVG.

Total Net Yards 7474

Avg. Per Game 467.1

Total Plays 1117

Avg. Per Play 6.7

NET YARDS RUSHING

Avg. Per Game 132.9

Total Rushes 431

NET YARDS PASSING

Avg. Per Game 334.2

Sacked/Yards Lost 24/158

Gross Yards 5505

Att./Completions 662/472

Completion Pct. 71.3

Had Intercepted 14

PUNTS/AVERAGE

NET PUNTING AVG. 47/47.3

PENALTIES/YARDS

FUMBLES/BALL LOST 99/851

TOUCHDOWNS

Rushing 66

Passing 16

Returns 46

Opponents 2

SCORE BY PERIODS

Saints 99

Opponents 70

OPPONENTS

2-Pt. Conversions: Moore 2, Saints 2-3, Opp. 0-0

SACKS: Harper 7.5, Smith 6.5, Galette 4.5, Casillas 3.

McBride 2, Charleston 1, Dunbar 1, Humber 1, Jenkins

1, Tom Johnson 1, Jordan 1, Shanle 1, Torrence 1,

Wilson 1, Ellis 0.5, Saints 33, Opp. 24

FUM/LOST:

Brees 1/1, Colston 1/1, Graham 1/1,

Henderson 1/0, Ingram 1/1, P. Thomas 1/1

RUSHING

No Yds Avg LG TD

Sproules 87 603 6.9 36 2

P. Thomas 110 562 5.1 33 5

Ingram 122 474 3.9 35t 5

Ivory 79 374 4.7 35t 1

Brees 21 86 4.1 20 1

Meachem 4 18 4.5 8 0

Henderson 1 9 9.0 9 0

Collins 4 4 1.0 2 2

Daniel 3 -3 -1.0 -1 0

Saints 431 2127 4.9 36 16

Opponents 351 1738 5.0 69t 11

RECEIVING

No Yds Avg Long TD

Graham 99 1310 13.2 59 11

Sproules 86 710 8.3 39 7

Colston 80 1143 14.3 50 8

Moore 52 627 12.1 47t 8

P. Thomas 50 425 8.5 57 1

Meachem 40 620 15.5 67t 6

Ingram 32 503 15.7 79t 2

Collins 11 50 4.5 14 2

Ingram 11 46 4.2 9 0

D. Thomas 5 16 3.2 8 0

Gilmore 3 20 6.7 9 1

Arrington 2 31 15.5 17 0

Higgins 1 4 4.0 4 0

Saints 472 5505 11.7 79t 46

Opponents 362 4413 12.2 72t 24

KICKOFF RET.

No Yds Avg Long TD

Sproules 40 1089 27.2 92 0

P. Thomas 1 15 15.0 15 0

Collins 1 7 7.0 7 0

Graham 0 0 0 0 0

Saints 42 1111 26.5 92 0

Opponents 36 927 25.8 108t 1

FIELD GOALS

1-19 20-29 30-39 40-49 50+

Kasay 0/0 11/11 10/10 5/8 2/5

Saints 0/0 11/11 10/10 5/8 2/5

Opponents 0/0 6/6 9/9 11/13 1/4

Kasay: (30G, 38G)(31G, 29G, 53G)(35G)(53N, 38G,

39G, 21G, 50N)(23G, 46G, 37G)(33G, 24G)(23G, 47G)

(49N)(42N, 21G, 34G)(52G, 40N, 48G, 44G, 26G)(I)

(39G)(25G, 29G, 22G)(50N)(29G)(43G)

Opponents: (I)(42G, 38G)(22G, 27G, 27G, 36G)

(31G)(I)(48G, 42G, 55N, 42G, 38G)(I)(38G)(40G, 48G,

25G)(36G, 29G, 41N, 27G)(42G, 61N)(42G, 31G, 55N)

(43G)(44G, 49G)

(34G, 51G, 30G)(41G)

2011 NFC SOUTH STANDINGS

Saints Finish: 1st Place

W L T Pct.

New Orleans 13 3 0 .813

Atlanta 10 6 0 .625

Carolina 6 10 0 .375

Tampa Bay 4 12 0 .250

PASSING	Att	Cmp	Yds	Cmp%	Yds/Att	TD	TD%	Int	Int%	Long	Sack/Lost	Rating
Brees	657	468	5476	71.2	8.33	46	7.0	14	2.1	79t	24/158	110.6
Daniel	5	4	29	80.0	5.80	0	0.0	0	0.0	14	0/0	90.8
Saints	662	472	5505	71.3	8.32	46	6.9	14	2.1	79t	24/158	110.5
Opponents	626	362	4413	57.8	7.05	24	3.8	9	1.4	72t	33/256	86.4

SAINTS STATISTICS

2012


RECORD: 7-9

FINISH: 3rd-NFC SOUTH

Date	W/L	Score	Opponent	Attendance	SCORING	TD	Ru	Pa	Rt	PAT	FG	S	TP	INTERCEPTIONS	NO.	YDS	AVG	LONG	TD
9/9	L	32-40	Washington	72,180	Hartley	0	0	0	0	57/57	18/22	0	111	P. Robinson	3	99	33.0	99t	1
9/16	L	27-35	at Carolina	72,879	Colston	10	0	10	0			60	Greer	3	31	10.3	28	0	
9/23	Lot	24-27	Kansas City	72,226	J. Graham	9	0	9	0			54	Harper	2	41	20.5	41	0	
9/30	L	27-28	at Green Bay	70,571	Sproles	8	1	7	0			50	Abdul-Qudus	2	12	6.0	12	0	
10/7	W	31-24	San Diego	73,109	Moore	6	0	6	0			36	Mack	1	73	73.0	73t	1	
10/21	W	35-28	at Tampa Bay	58,906	Ingram	5	5	0	0			30	Jenkins	1	55	55.0	55t	1	
10/28	L	14-34	at Denver	76,832	D. Thomas	4	0	4	0			24	Bush	1	40	40.0	40	0	
11/5	W	28-13	Philadelphia	73,099	Morgan	3	0	3	0			18	Vilma	1	18	18.0	18t	1	
11/11	W	31-27	Atlanta	73,126	Collins	2	0	2	0			12	White	1	0	0.0	0	0	
11/18	W	38-17	at Oakland	56,880	Ivory	2	2	0	0			12	Saints	15	369	24.6	99t	4	
11/25	L	21-31	San Francisco	73,147	P. Thomas	2	1	1	0			12	Opponents	19	356	18.7	70	3	
11/29	L	13-23	at Atlanta	70,514	Brees	1	1	0	0			6							
12/9	L	27-52	at New York Giants	81,437	Henderson	1	0	1	0			6							
12/16	W	40-0	Tampa Bay	73,096	Jenkins	1	0	1	1			6							
12/23	Wot	34-31	at Dallas	92,570	Mack	1	0	0	1			6							
12/30	L	38-44	Carolina	73,124	P. Robinson	1	0	0	1			6							
					Roby	1	0	0	1			6							
					Vilma	1	0	0	1			6							
TEAM STATISTICS					N.O.	OPP													
Total First Downs					352	380	Saints	58	10	43	5	57/57	18/22	0	461				
Rushing					64	116	Opponents	53	18	31	4	53/53	27/33	1	454				
Passing					267	236	2-Pt. Conversions: Sproles 1, Saints 1-1, Opp. 0-0												
Penalty					21	28													
3rd Down: Made/Att					91/207	80/208	SACKS: Jordan 8, Smith 6, Galette 5, Wilson 3,												
3rd Down Pct.					44.0	38.5	Bunkley 2.5, Johnson 2, Lofton 1, P. Robinson 1, Vilma												
4th Down: Made/Att					8/14	10/19	1, Shanle 0.5, Saints 30, Opp. 26												
4th Down Pct.					57.1	52.6													
POSSESSION AVG.					28:36	31:24	FUM/LOST: Brees 5/1, Colston 4/2, Cadet 1/1, Collins												
TOTAL NET YARDS					6574	7042	1/1, J. Graham 1/0, Henderson 1/0												
Avg. Per Game					410.9	440.1													
Total Plays					1067	1089	RUSHING					No	Yds	Avg	LG	TD			
Avg. Per Play					6.2	6.5	Ingram					156	602	3.9	31	5			
NET YARDS RUSHING					1577	2361	P. Thomas					105	473	4.5	48	1			
Avg. Per Game					98.6	147.6	Sproles					48	244	5.1	47	1			
Total Rushes					370	457	Ivory					40	217	5.4	56t	2			
NET YARDS PASSING					4997	4681	Daniel					3	17	5.7	19	0			
Avg. Per Game					312.3	292.6	Henderson					1	13	13.0	13	0			
Sacked/Yards Lost					26/190	30/194	Brees					15	5	0.3	11	1			
Gross Yards					5187	4875	Cadet					1	5	5.0	5	0			
Att./Completion Pct.					67/1423	602/370	Morgan					1	1	1.0	1	0			
Completion Pct.					63.0	61.5	Saints					370	1,577	4.3	56t	10			
Had Intercepted					19	15	Opponents					457	2,361	5.2	91t	18			
PUNTS/AVERAGE					74/50.1	63/45.7													
NET PUNTING AVG.					74/43.2	63/40.1	Receiving					No.	Yds	Avg	Long	TD			
PENALTIES/YARDS					104/911	102/835	J. Graham					85	982	11.6	49	9			
FUMBLES/BALL LOST					35	19/11	Colston					83	1154	13.9	60	10			
TOUCHDOWNS					18	53	Sproles					75	667	8.9	44	7			
Rushing					10	18	Moore					65	1041	16.0	51	6			
Passing					43	31	P. Thomas					39	354	9.1	36	1			
Returns					5	4	Henderson					22	316	14.4	41	1			
							Collins					14	70	5.0	12	2			
							D. Thomas					11	86	7.8	20t	4			
							Morgan					10	379	37.9	80t	3			
							Ingram					6	29	4.8	16	0			
							Cadet					5	44	8.8	17	0			
							Camarillo					4	44	11.0	13	0			
							Ivory					2	15	7.5	13	0			
							Roby					1	9	9.0	9	0			
							Higgins					1	-3	-3.0	-3	0			
							Saints					423	5187	12.3	80t	43			
							Opponents					370	4875	13.2	95	31			
SCORE BY PERIODS					Q1	Q2	Q3	Q4	OT	Pts									
Saints					101	154	110	93	3	461									
Opponents					96	133	96	126	3	454									

PASSING	Att	Cmp	Yds	Cmp%	Yds/Att	TD	TD%	Int	Int%	Long	Sack/Lost	Rating
Brees	670	422	5177	63.0	7.73	43	6.4	19	2.8	80t	26/190	96.3
Daniel	1	1	10	100.0	10.00	0	0.0	0	0.0	10	0/0	108.3
Saints	671	423	5187	63.0	7.73	43	6.4	19	2.8	80t	26/190	96.4
Opponents	602	370	4875	61.5	8.10	31	5.1	15	2.5	95	30/194	93.8

HISTORY



HISTORY

FINISH: 2nd-NFC SOUTH

PASSING	Att	Cmp	Yds	Cmp%	Yds/Att	TD	TD%	Int	Int%	Long	Sack/Lost	Rating
Brees	650	446	5162	68.6	7.94	39	6.0	12	1.8	76t	37/244	104.7
McCown	1	0	0.0	0.0	0.0	0	0.0	0	0.0	---	0/0	39.6
Saints	651	446	5162	68.5	7.93	39	6.0	12	1.8	76t	37/244	104.5
Opponents	507	304	3441	60.0	6.79	20	3.9	12	2.4	60	49/336	83.6

SAINTS STATISTICS

2014

RECORD: 7-9

FINISH: 2nd-NFC SOUTH

Date	W/L	Score	Opponent	Attendance	SCORING	TD	R	P	A	T	FG	S	TP	INTERCEPTIONS	NO.	YDS	AVG	LONG	TD					
9/7	L	34-37	at Atlanta	70,706	S.Graham	0	0	0	0	46/47	19/22	0	103	Warren	2	53	26.5	32	0					
9/14	L	24-26	at Cleveland	67,407	J.Graham	10	0	10	0	0/0	0/0	0	60	Vaccaro	2	45	22.5	45	0					
9/21	W	20-9	Minnesota	73,005	Ingram	9	0	0	0	0/0	0/0	0	54	Lewis	2	2	1.0	2	0					
9/28	L	17-38	at Dallas	91,176	Colston	5	0	5	0	0/0	0/0	0	30	Robinson	2	2	1.0	2	0					
10/5	Wot	37-31	Tampa Bay	73,004	Hill	5	0	5	0	0/0	0/0	0	30	White	2	2	1.0	2	0					
10/19	L	23-24	at Detroit	63,271	Cooks	4	1	3	0	0/0	0/0	0	24	Hawthorne	1	10	10.0	10	0					
10/26	W	44-23	Green Bay	73,146	K.Robinson	3	3	0	0	0/0	0/0	0	18	Jordan	1	6	6.0	6	0					
10/30	W	28-10	at Carolina	73,663	Stills	3	0	3	0	0/0	0/0	0	18	Saints	12	120	10.0	45	0					
11/9	L	24-27	San Francisco	73,129	Thomas	3	2	1	0	0/0	0/0	0	18	Opponents	17	240	14.1	62t	3					
11/16	L	10-27	Cincinnati	73,073	Watson	2	0	2	0	0/0	0/0	0	12											
11/24	L	27-34	Baltimore	73,373	Lorig	1	0	1	0	0/0	0/0	0	6	PUNTING	No.	Yds	Avg	Net	TB	In	Lg	B		
11/30	W	35-32	at Pittsburgh	61,916	Brees	1	1	0	0	0/0	0/0	0	6	T.Morstead	58	2690	46.4	42.9	5	19	63	0		
12/7	L	10-41	Carolina	73,006	Cadet	1	0	1	0	0/0	0/0	0	6	Saints	58	2690	46.4	42.9	5	19	63	0		
12/15	W	31-15	at Chicago	60,996	Toon	1	0	1	0	0/0	0/0	0	6	Opponents	63	2783	44.2	41.4	2	33	73	0		
12/21	L	14-30	Atlanta	73,164	Johnson	1	0	1	0	0/0	0/0	0	6											
12/28	W	23-20	at Tampa Bay	59,952	Galette	0	0	0	0	0/0	0/0	2	4	PUNT RET.	Ret	FC	Yds	Avg	Long	TD				
					Saints	49	16	30	0	46/47	19/22	2	401	Cooks	10	15	35	3.5	15	0				
TEAM STATISTICS					N.O.	OPP																		
Total First Downs					395	345	Opponents 47 17 26 4 43/43 31/32 0 424																	
Rushing					101	111	2-Pt. Opponents: Saints 0/1, Opp. 3/4																	
Passing					258	205	SACKS: Galette 10.0, Jordan 7.5, Hawthorne 3.0,																	
Penalty					36	29	Haralson 3.0, Walker 2.5, Hicks 2.0, Edeballi 2.0,																	
3rd Down: Made/Att					98/203	99/215	Humber 1.0, Vaccaro 1.0, Jenkins 1.0, White 1.0																	
3rd Down Pct.					48.3%	46.0%	Saints: 34.0, Opponents: 30.0																	
4th Down: Made/Att					8/15	4/8	FUM/LOST: Brees 7/3, Cadet 2/2, J. Graham 2/2, K.																	
4th Down Pct.					53.3%	50.0%	Robinson 2/2, Colston 1/1, Ingram 3/1, Lorig 1/1, Toon																	
POSSESSION AVG.					30:03	29:57	1/1, Cooks 1.0, Goodwin 1.0, Stills 1/1. Total: 22/13																	
TOTAL NET YARDS					6582	6144																		
Avg. Per Game					411.4	384.0																		
Total Plays					1095	1022																		
Avg. Per Play					6.0	6.0	RUSHING																	
NET YARDS RUSHING					1818	2125	No Yds Avg LG TD																	
Avg. Per Game					113.6	132.8	Ingram 226 964 4.3 31 9																	
Total Rushes					406	442	K.Robinson 76 362 4.8 62 3																	
NET YARDS PASSING					4764	4019	Thomas 45 222 4.9 27t 2																	
Avg. Per Game					297.8	251.2	Cooks 7 73 10.4 28 1																	
Sacked/Yards Lost					30/188	34/188	Brees 27 68 2.5 13 1																	
Gross Yards					4952	4207	Morgan 1 67 67.0 67 0																	
Attempts/Completions					659/456	546/341	Cadet 10 32 3.2 8 8																	
Completion Pct.					69.2%	62.5%	Johnson 8 22 2.8 8 0																	
Had Intercepted					17	12	Lorig 3 4 1.3 4 0																	
PUNTS/AVERAGE					58/46.2	63/44.2	Toon 1 4 4.0 4 0																	
NET PUNTING AVG.					42.9	41.4	Baker 1 2 2.0 2 0																	
PENALTIES/YARDS					80/670	105/889	Stills 1 -1 2.0 -2 0																	
FUMBLES/BALL LOST					22/13	15/5	Opponents 406 1818 4.5 67 16																	
TOUCHDOWNS					49	47	Saints 442 2125 4.8 69t 17																	
Rushing					16	17	No Yds Avg Long TD																	
Passing					33	26	J.Graham 85 889 10.5 29 10																	
Returns					0	4	Stills 63 931 14.8 69t 3																	
SCORE BY PERIODS					Q1	Q2	Q3	Q4	OT	PTS														
Saints					55	116	76	148	6	401	Colston 59 902 15.3 57 5													
Opponents					81	115	104	118	6	424	Cooks 53 550 10.4 50t 3													
					SCORING					TD	R <td>P<td>A<td>T<td>FG<td>S<td>TP</td><td colspan="5"></td></td></td></td></td></td>	P <td>A<td>T<td>FG<td>S<td>TP</td><td colspan="5"></td></td></td></td></td>	A <td>T<td>FG<td>S<td>TP</td><td colspan="5"></td></td></td></td>	T <td>FG<td>S<td>TP</td><td colspan="5"></td></td></td>	FG <td>S<td>TP</td><td colspan="5"></td></td>	S <td>TP</td> <td colspan="5"></td>	TP							
					S.Graham					0	0	0	0	46/47	19/22	0	103							
					J.Graham					10	0	10	0	0/0	0/0	0	60							
					Ingram					9	0	0	0	0/0	0/0	0	54							
					Colston					5	0	5	0	0/0	0/0	0	30							
					Hill					5	0	5	0	0/0	0/0	0	30							
					Cooks					4	1	3	0	0/0	0/0	0	24							
					K.Robinson					3	3	0	0	0/0	0/0	0	18							
					Stills					3	0	3	0	0/0	0/0	0	18							
					Thomas					3	2	1	0	0/0	0/0	0	18							
					Watson					2	0	2	0	0/0	0/0	0	12							
					Lorig					1	0	1	0	0/0	0/0	0	6							
					K.Robinson					8	63	7.9	17	0										
					Meachem					7	114	16.3	25	0										
					Morgan					4	92	23.0	62	0										
					Johnson					2	15	7.5	13t	1										
					Leonard					1	15	15.0	15	0										
					Saunders					1	7	7.0	7	0										
					Brees					1	1	1.0	1	0										
					Saints					456	4952	10.9	69t	33										
					Opponents					341	4207	12.3	73t	26										
					2014 NFC SUNDAY STANDINGS																			
					Saints Finish: 2nd Place																			
					W L T Pct.																			
					Carolina					7	8	1	.469											
					New Orleans					7	9	0	.438											
					Atlanta					6	10	0	.375											
					Tampa Bay					2	14	0	.125											

SAINTS STATISTICS

2015

RECORD: 7-9

FINISH: 3rd-NFC SOUTH

Date	W/L	Score	Opponent	Attendance	SCORING	TD	Ru	Pa	Rt	PAT	FG	2pt	TP	Breaux	3	22	7.3	22	0
9/13	L	19-31	at Arizona	62,903	Forbath	0	0	0	0	33/34	9/13	0	60	Byrd	1	24	24.0	24	0
9/20	L	19-26	Tampa Bay	73,005	Cooks	9	0	9	0	0/0	0/0	0	54	Wilson	1	20	20.0	20	0
9/27	L	22-27	at Carolina	73,402	Hocker	0	0	0	0	11/12	9/13	0	38	Richardson	1	13	13.0	13	0
10/4	Wot	26-20	Dallas	73,009	Ingram	6	6	0	0	0/0	0/0	1	38	Anthony	1	5	5.0	5	0
10/11	L	17-39	at Philadelphia	69,296	Watson	6	6	0	0	0/0	0/0	0	36	Sanford	1	3	3.0	3	0
10/15	W	31-21	Atlanta	73,018	Colston	4	4	0	0	0/0	0/0	0	24	Browner	1	0	0.0	0	0
10/25	W	27-21	at Indianapolis	66,420	Hightower	4	4	0	0	0/0	0/0	0	24	Saints	9	87	9.7	24	0
11/1	W	52-49	NY Giants	73,019	Robinson	4	4	0	0	0/0	0/0	0	24	Opponents	12	230	19.2	631	2
11/8	Lot	28-34	Tennessee	73,075	Snead	3	0	3	0	0/0	0/0	0	18						
11/15	L	14-47	at Washington	75,086	Hoomanawanui	3	0	3	0	0/0	0/0	0	18						
11/29	L	6-24	at Houston	71,778	Spiller	2	0	2	0	0/0	0/0	0	12						
12/6	L	38-41	Carolina	73,097	Coleman	2	0	2	0	0/0	0/0	0	12						
12/13	W	24-17	at Tampa Bay	62,138	Hill	2	0	2	0	0/0	0/0	0	12						
12/21	L	27-35	Detroit	73,017	Anthony	1	0	0	1	1/0	0/0	1	8						
12/27	W	38-27	Jacksonville	73,064	Murphy	1	0	0	1	0/0	0/0	0	6						
1/3	W	20-17	at Atlanta	69,699	Mauti	1	0	0	1	0/0	0/0	0	6						

TEAM STATISTICS

Total First Downs 381

Rushing 98

Passing 247

Penalty 36

3rd Down: Made/Att 104/218

3rd Down Pct. 47.7%

4th Down: Made/Att 10/16

4th Down Pct. 62.5%

POSSESSION AVG. 31:11

TOTAL NET YARDS 6461

Avg. Per Game 403.8

Total Plays 1096

Avg. Per Play 5.9

NET YARDS RUSHING 1491

Avg. Per Game 93.2

Total Rushes 397

NET YARDS PASSING 4970

Avg. Per Game 310.6

Sacked/Yards Lost 32/235

Gross Yards 5205

Attempts/Completions 667/460

Completion Pct. 68.4%

Had Intercepted 12

PUNTS/AVERAGE 67/44.9

NET PUNTING AVG. 39.9

PENALTIES/YARDS 130/1112

FUMBLES/BALL LOST 17/8

TOUCHDOWNS 51

Rushing 16

Passing 32

Returns 3

SCORE BY PERIODS

Saints 121 97 81 103 6 408

Opponents 68 139 123 140 6 476

OPPONENTS

Saints 51 16 32 3 44/46 18/26 0 408

Opponents 59 12 45 2 52/54 22/27 0 476

2-Pt. Conversions: Saints: 1/4, Opponents: 2/4

2-Pt. Return: Anthony 1

SACKS: Jordan 10.0, Edebeli 5.0, Kikaha 4.0, Vaccaro

3.0, Gwacham 2.5, Davison 1.5, Byrd 1.0, Anthony 1.0,

Humber 1.0, Team 1.0, Jenkins 0.5, Richardson 0.5

Saints: 31.0, Opponents: 32.0

FUM/LOST: Brees 5/2, Murphy 3/1, Ingram 2/1,

Snead 2/1, Cadet 1/1, Cooks 1/0, Hoomanawanui 1/1,

Spiller 1/0, Watson 1/1 **Saints: 17/8**

RUSHING

Ingram 166 769 4.6 70 6

Hightower 96 375 3.9 26 4

Robinson 56 180 3.2 14 4

Spiller 36 112 3.1 11 0

Cooks 8 18 2.3 11 0

Brees 24 14 0.6 12 1

Cadet 4 12 3.0 6 0

Johnson 4 9 2.3 4 1

Hunter 1 2 2.0 2 0

Hoomanawanui 1 0 0.0 0 0

Murphy 1 0 0.0 0 0

Saints 397 1491 3.8 70 16

Opponents 421 2071 4.9 45 12

RECEIVING

Cooks 84 1138 13.5 71t 9

Watson 74 825 11.1 46 6

Snead 69 984 14.3 63 3

Ingram 50 405 8.1 59 0

Colston 45 520 11.6 53t 4

Spiller 34 239 7.0 80t 2

Coleman 30 454 15.1 31 2

Robinson 17 115 6.8 22 0

Hill 16 120 7.5 19 2

Hightower 12 129 10.8 27 0

Hoomanawanui 11 76 6.9 19 3

Cadet 9 146 16.2 44t 1

Johnson 5 30 6.0 12 0

Graham 4 24 6.0 18 0

Saints 460 5205 11.3 80t 32

Opponents 372 4755 12.8 90t 45

INTERCEPTIONS

NO. YDS AVG LONG TD

PUNTING

No. Yds Avg Net TB In Lg B

Morstead 56 2551 45.6 40.7 4 20 58 0

Fields 10 412 41.2 35.1 2 4 57 0

Hocker 1 43 43.0 43.0 0 1 43 0

Saints 67 3006 44.9 39.9 6 25 58 0

Opponents 62 2765 44.6 38.5 5 19 62 1

PUNT RET.

Ret FC Yds Avg Long TD

Murphy 28 7 261 9.3 74t 1

Cooks 2 0 12 6.0 6 0

Byrd 1 5 1 1.0 1 0

Cadet 1 1 1 1.0 1 0

Saints 32 13 27.5 8.6 74t 1

Opponents 26 16 21.5 8.3 22 0

KICKOFF RET.

No. Yds Avg Long TD

Murphy 12 300 25.0 35 0

Spiller 7 149 21.3 26 0

Cadet 3 94 31.3 38 0

Robinson 2 33 16.5 19 0

Hoomanawanui 2 19 9.5 16 0

Davison 1 10 10.0 10 0

Hill 1 0 0.0 0 0

Saints 28 605 21.6 38 0

Opponents 37 981 26.5 46 0

FIELD GOALS

1-19 20-29 30-39 40-49 50+

Forbath 0/0 2/3 3/4 2/3 2/3

Hocker 0/0 3/3 4/5 1/3 1/2

Saints 0/0 5/6 7/9 3/6 3/5

Opponents 0/0 7/7 8/9 4/6 3/5

2015 NFC SOUTH STANDINGS

Saints Finish: 3rd Place

W L T Pct.

Carolina 15 1 0 93.8

Atlanta 8 8 0 500

New Orleans 7 9 0 438

Tampa Bay 6 10 0 375

PASSING	Att	Cmp	Yds	Cmp%	Yds/Att	TD	TD%	Int	Int%	Long	Sack/Lost	Rating
Brees	627	428	4870	68.3%	7.8	32	5.1%	11	1.8%	80t	31/235	101.0
McCown	39	32	335	82.1%	8.6	0	0.0%	1	2.6%	25	1/0	91.8
Cadet	1	0	0	0.0%	0.0%	0	0.0%	0	0.0%	0	0/0	0.0
Saints	667	460	5205	69.0%	7.8	32	4.8%	12	1.8%	80t	32/235	100.6
Opponents	544	372	4755	68.4%	8.7	45	8.3%	9	1.7%	90t	31/211	116.2

SAINTS STATISTICS

2016

RECORD: 7-9

FINISH: 3rd-NFC SOUTH

Date	W/L	Score	Opponent	Attendance	SCORING	TD	R	P	RT	PAT	FG	S	TP	INTERCEPTIONS	NO.	YDS	AVG	LONG	TD				
9/11	L	34-35	Oakland	73,028	Lutz	0	0	0	0	49/50	28/34	0	133	Byrd	2	35	17.5	24	0				
9/18	L	13-16	at NY Giants	77,727	Ingram	10	6	4	0	0/0	0/0	0	64	Vaccaro	2	30	15.0	30	0				
9/26	L	32-45	Atlanta	73,003	Thomas	9	0	9	0	0/0	0/0	0	54	Moore	2	8	4.0	8	0				
10/2	W	35-34	at San Diego	60,641	Cooks	8	0	8	0	0/0	0/0	0	48	Robertson	1	29	29.0	29	0				
10/16	W	41-38	Carolina	73,138	Hightower	5	4	1	0	0/0	0/0	0	30	Webb	1	7	7.0	7	0				
10/23	L	21-27	at Kansas City	76,282	Kuhn	5	4	1	0	0/0	0/0	0	30	Stupar	1	0	0.0	0	0				
10/30	W	25-20	Seattle	73,188	Cadet	4	0	4	0	0/0	0/0	0	24	Saints	9	109	12.1	30	0				
11/6	W	41-23	at San Francisco	70,178	Fleener	4	1	3	0	0/0	0/0	0	24	Opponents	15	240	16.0	90t	2				
11/13	L	23-25	Denver	73,138	Snead IV	4	0	4	0	0/0	0/0	0	24										
11/17	L	20-23	at Carolina	73,288	Coleman	3	0	3	0	0/0	0/0	0	18	PUNTING	No.	Yds	Avg	Net	TB	In	Lg	B	
11/27	W	49-21	Los Angeles	73,067	Brees	2	2	0	0	0/0	0/0	0	12	Mostread	57	2751	48.3	42.4	5	22	66	0	
12/4	L	13-28	Detroit	73,137	Hill	1	0	1	0	0/0	0/0	0	6	Saints	57	2751	48.3	42.4	5	22	66	0	
12/11	L	11-16	at Tampa Bay	62,140	Kruger	0	0	0	0	0/0	0/0	0	1	2	Opponents	56	2619	46.8	40.7	6	22	68	0
12/18	W	48-41	at Arizona	65,072	Saints	55	17	38	0	49/50	28/34	1	469										
12/24	W	31-24	Tampa Bay	73,177	Opponents	51	19	27	5	44/46	32/35	0	454	PUNT RET.	Ret	FC	Yds	Avg	Long	TD			
1/1	L	32-38	at Atlanta	70,835										Lewis	14	8	160	114	59				

TEAM STATISTICS

Total First Downs

395

Rushing 105

Passing 265

Penalty 25

3rd Down: Made/Att 107/220

3rd Down Pct. 48.6%

4th Down: Made/Att 13/15

4th Down Pct. 86.7%

POSSESSION AVG. 30:57

TOTAL NET YARDS 6816

Avg. Per Game 426.0

Total Plays 1105

Avg. Per Play 6.2

NET YARDS RUSHING

1742

Avg. Per Game 108.9

Total Rushes 404

NET YARDS PASSING 5074

Avg. Per Game 317.1

Sacked/Yards Lost 27/184

Gross Yards 5258

Attempts/Completions 674/472

Completion Pct. 70.0%

Had Intercepted 15

PUNTS/AVERAGE 57/48.3

NET PUNTING AVG. 42.4

PENALTIES/YARDS 107/969

FUMBLES/BALL LOST 17/9

TOUCHDOWNS 55

Rushing 17

Passing 38

Returns 0

SCORE BY PERIODS

Q1 Q2 Q3 Q4 OT PTS

Saints 89 135 88 157 0 469

Opponents 92 181 65 116 0 454

2-PT. Conversions: Ingram 2, Saints: 2/5,

Opponents: 3/5

SACKS: Jordan 7.5, Fairley 6.5, Ellerbe 4.0, Rankins

4.0, Kruger 1.5, Bell 1.0, Edeball 1.0, Mauti 1.0,

Robertson 1.0, Stupar 1.0, Vaccaro 1.0, Tapp 0.5,

Saints: 30.0, Opponents: 27.0

FUM/LOST: Brees 5/4, Fleener 2/0, Ingram 2/2, Lewis

2/0, Snead 2/0, Thomas 2/2, Cooks 1/0, D. Harris 1/1

Saints: 17/9

RUSHING

No Yds Avg LG TD

Ingram 205 1043 5.1 75t 6

Hightower 133 548 4.1 30 4

Kuhn 18 37 2.1 4 4

Lasco 11 32 2.9 6 0

Cooks 6 30 5.0 11 0

Brees 23 20 0.9 7 2

Cadet 4 19 4.8 16 0

Lewis 3 11 3.7 7 0

Fleener 1 2 2.0 2t 1

Saints 404 1742 4.3 75t 17

Opponents 396 1626 4.1 75t 19

RECEIVING

No. Yds Avg Long TD

Thomas 92 1137 12.4 46 9

Cooks 78 1173 15.0 98t 8

Snead IV 72 895 12.4 49 3

Fleener 50 631 12.6 50t 3

Ingram 46 319 6.9 22 4

Cadet 40 281 7.0 25 4

Coleman 26 281 10.8 38 1

Hightower 22 200 9.1 50t 1

Kuhn 16 70 4.4 11 1

Hill 15 149 9.9 35 1

Phillips 5 32 6.4 10 0

Lewis 7 76 10.9 26 0

Lasco 2 11 5.5 7 0

Murphy 1 3 3.0 3 0

Saints 472 5258 11.1 98t 38

Opponents 378 4593 12.2 66t 27

PUNT RET.

Ret FC Yds Avg Long TD

Murphy 14 8 160 11.4 59 0

Byrd 6 0 57 9.5 22 0

Cooks 1 9 2 2.0 2 0

Harris 1 0 0 0.0 0 0

Saints 23 17 221 9.6 59 0

Opponents 29 7 237 8.2 18 0

KICKOFF RET.

No. Yds Avg Long TD

Cadet 10 144 14.4 25 0

Lewis 8 152 19.0 26 0

Murphy 7 105 15.0 26 0

Hightower 3 61 20.3 31 0

Saints 28 462 16.5 31 0

Opponents 40 898 22.5 61 0

FIELD GOALS

1-19 20-29 30-39 40-49 50+

Lutz 1/1 7/7 9/11 8/8 3/7

Saints 1/1 7/7 9/11 8/8 3/7

Opponents 1/1 9/9 8/8 12/13 2/4

Lutz: (42G, 50N, 20G, 61N) (388, 39G, 45G) (57G) (1

(53N, 33G, 52G) (1) (22G, 53G, 21G, 41G) (26G, 55N,

41G) (30G) (27G, 38G, 30G) (1) (40G, 32G) (42G, 34G,

22G) (37G, 39G) (42G, 34G, 21G) (19G, 40G)

Opponents: (47G, 31G) (53N, 48G, 19G, 23G) (21G)

(30G, 47G) (42G) (39G, 41G) (44G, 21G) (49G, 48G,

44G) (50G, 42N, 28G, 37G) (32G, 49G, 42G) (1) (27G,

29G, 32G, 27G, 52G) (41G, 39G, 26G) (55N) (35G)

(22G)

2016 NFC SOUTH STANDINGS

Saints Finish: 3rd Place

W L T Pct.

Atlanta 11 5 0 .688

Tampa Bay 9 7 0 .563

New Orleans 7 9 0 .438

Carolina 6 10 0 .375

PASSING	Att	Cmp	Yds	Cmp%	Yds/Att	TD	TD%	Int	Int%	Long	Sack/Lost	Rating
Brees	673	471	5208	70.0%	7.7	37	5.5%	15	2.2%	98t	27/184	101.7
Snead IV	1	1	50	100.0%	50.0%	1	100.0%	0	0.0%	50t	0/0	158.3
Saints	674	472	5258	70.0%	7.8	38	5.6%	15	2.2%	98t	27/184	102.5
Opponents	582	378	4593	64.9%	7.9	27	4.6%	9	1.5%	66t	30/213	98.1

HISTORY

SAINTS STATISTICS

2017

RECORD: 11-5

FINISH: 1st-NFC SOUTH

Date	W/L	Score	Opponent	Attendance
09/11	L	19-29	at Minnesota	66,606
09/17	L	20-36	New England	73,168
09/24	W	34-13	at Carolina	73,775
10/01	W	20-0	at Miami	84,423
10/15	W	52-38	Detroit	73,117
10/22	W	26-17	at Green Bay	78,380
10/29	W	20-12	Chicago	73,192
11/05	W	30-10	Tampa Bay	73,121
11/12	W	47-10	at Buffalo	67,501
11/19	Wot	34-31	Washington	73,138
11/26	L	20-26	at L.A. Rams	62,006
12/03	W	31-21	Carolina	73,171
12/07	L	17-20	at Atlanta	72,866
12/17	W	31-19	New York Jets	73,018
12/24	W	23-13	Atlanta	73,188
12/31	L	24-31	at Tampa Bay	55,376

TEAM STATISTICS	N.O.	OPP
Total First Downs	332	308
Rushing	111	92
Passing	201	172
Penalty	20	44
3rd Down: Made/Att	73/194	87/212
3rd Down Pct.	37.6	41.0
4th Down: Made/Att	12/15	4/12
4th Down Pct.	80.0	33.3
POSSESSION AVG.	31:04	28:56
TOTAL NET YARDS	6259	5384
Avg. Per Game	391.2	336.5
Total Plays	1000	1002
Avg. Per Play	6.3	5.4
NET YARDS RUSHING	2070	1787
Avg. Per Game	129.4	111.7
Total Rushes	444	406
NET YARDS PASSING	4189	3597
Avg. Per Game	261.8	224.8
Sacked/Yards Lost	20/145	42/287
Gross Yards	4334	3884
Att./Completions	536/386	554/329
Completion Pct.	72.0	59.4
Had Intercepted	8	20
PUNTS/AVERAGE	60/47.0	71/44.9
NET PUNTING AVG.	60/42.2	71/41.0
PENALTIES/YARDS	105/962	108/850
FUMBLES/BALL LOST	19/10	20/5
TOUCHDOWNS	51	36
Rushing	23	11
Passing	23	22
Returns	5	3

SCORE BY PERIODS	Q1	Q2	Q3	Q4	OT	PTS
Saints	107	115	98	125	3	448
Opponents	80	86	46	114	0	326

SCORING	TD	Ru	Pa	Rt	PAT	FG	S	TP
Lutz	0	0	0	0	47/50	31/36	0	140
Kamara	14	8	5	1			0	86
Ingram II	12	12	0	0			0	72
Thomas	5	0	5	0			0	30
Ginn	4	0	4	0			0	24
Coleman	3	0	3	0			0	18
Brees	2	2	0	0			0	12
Fleener	2	0	2	0			0	12
Edmunds	1	1	0	0			0	6
Hardee	1	0	0	1			0	6
J. Hill	1	0	1	0			0	6
Hoomanawanui	1	0	1	0			0	6
Jordan	1	0	0	1			0	6
Lattimore	1	0	0	1			0	6
Lewis	1	0	1	0			0	6
Line	1	0	1	0			0	6
Vaccaro	1	0	0	1			0	6
Saints	51	23	23	5	47/50	31/36	0	448
Opponents	36	11	22	3	30/33	26/31	0	326

2-PT. Conversions: Kamara, Saints: 1/1, Opponents: 1/3

SACKS: Jordan 13, Bell 4.5, Okafor 4.5, Kikaha 4, Johnson 2.5, Hendrickson 2, Klein 2, Onyemata 2, Rankins 2, Robertson 2, Vaccaro 1.5, Anzalone 1, Bush 1, Saints: 42.0, Opponents: 20.0

FUM/LOST: Brees 5/0, Ingram II 3/3, Coleman 2/2, Ginn 2/0, J. Hill 2/2, Kamara 1/1, Lewis 1/1, Snead 1/1, Unger 1/0, Vaccaro 1/0, Saints: 19/10

RUSHING	No	Yds	Avg	LG	TD
Ingram II	230	1124	4.9	72	12
Kamara	120	728	6.1	74t	8
Peterson	27	81	3.0	11	0
Edmunds	9	48	5.3	41t	1
Ginn	10	39	3.9	15	0
Line	7	28	4.0	9	0
Lewis	2	14	7.0	8	0
Brees	33	12	0.4	7t	2
Lutz	1	4	4.0	4	0
Kuhn	1	2	2.0	2	0
Daniel	3	-2	-0.7	0	0
J. Hill	1	-8	-8.0	-8	0
Saints	444	2070	4.7	74t	23
Opponents	406	1787	4.4	50	11

Receiving	No.	Yds	Avg	Long	TD
Thomas	104	1245	12.0	43	5
Kamara	81	826	10.2	40	5
Ingram II	58	416	7.2	54	0
Ginn	53	787	14.8	54t	4
Coleman	23	364	15.8	54	3
Fleener	22	295	13.4	33	2
J. Hill	16	125	7.8	22	1
Lewis	10	116	11.6	52	1
Snead	8	92	11.5	26	0
Hoomanawanui	6	52	8.7	25	1
Line	2	8	4.0	5	1
Peterson	2	4	2.0	3	0
Griffin	1	4	4.0	4	0
Saints	386	4334	11.2	54t	23
Opponents	329	3884	11.8	53t	22

INTERCEPTIONS	No.	YDS	AVG	LONG	TD
Lattimore	5	85	17.0	33	1
M. Williams	4	12	3.0	12	0
Vaccaro	3	41	13.7	30	0
Robertson	2	20	10.0	20	0
P. Williams	2	7	3.5	7	0
Rankins	1	27	27.0	27	0
Banjo	1	0	0.0	0	0
Crawley	1	0	0.0	0	0
Jordan	1	0	0.0	0t	1
Saints	20	192	9.6	33	2
Opponents	8	49	6.1	41	1

PUNTING	No.	Yds	Avg	Net	TB	In	Lg	B
Morstead	60	2822	47.0	42.2	2	26	68	0
Saints	60	2822	47.0	42.2	2	26	68	0
Opponents	71	3186	44.9	41.0	3	25	61	1

PUNT RET.	Ret	FC	Yds	Avg	Long	TD
Ginn	19	13	103	5.4	17	0
Lewis	14	10	115	8.2	24	0
Snead	1	0	0	0.0	0	0
Saints	34	23	218	6.4	24	0
Opponents	24	18	249	10.4	74t	1

KICKOFF RET.	No.	Yds	Avg	Long	TD
Lutz	13	307	23.6	39	0
Kamara	11	347	31.5	106t	1
Ginn	5	56	11.2	17	0
Edmunds	3	65	21.7	27	0
Griffin	2	23	11.5	12	0
Kuhn	1	9	9.0	9	0
Snead	1	18	18.0	18	0
Saints	36	825	22.9	106t	1
Opponents	32	788	24.6	46	0

FIELD GOALS	1-19	20-29	30-39	40-49	50+
Lutz	0/0	0/0	10/10	4/5	13/16 4/5
Saints	0/0	10/10	4/5	13/16 4/5	
Opponents	0/0	9/9	5/5	9/10 3/7	3/7
Lutz:	(43G, 21G, 24G, 20G)	(46G, 35G, 49N)	(33G, 50G, 56N)	(41N, 43G, 45G)	(41G)
(45G, 49G)	(40G, 43N)	(23G, 53G)	(52G, 29G, 42G, 28G)	(50G, 21G)	(38N, 31G)
(23G)	(40G, 29G, 45G)	(48G)			
Opponents:	(24G, 32G, 45G)	(28G, 24G, 27G)	(32G, 48G)	(141G, 56N)	(59N, 46G)
(50G, 54N)	(37G)	(38G)	(50G, 63N, 46G, 49G, 26G)	(128G, 52G)	(29G, 26G)
(42G)					

2017 NFC SOUTH STANDINGS				
Saints Finish: 1st Place				
	W	L	T	Pct.
New Orleans	11	5	0	.688
Carolina	11	5	0	.688
Atlanta	10	6	0	.625
Tampa Bay	5	11	0	.313

PASSING	Att	Cmp	Yds	Cmp%	Yds/Att	TD	TD%	Int	Int%	Long	Sack/Lost	Rating
Brees	536	386	4334	72.0	8.09	23	4.3	8	1.5	54t	20/145	103.9
Saints	536	386	4334	72.0	8.09	23	4.3	8	1.5	54t	20/145	103.9
Opponents	554	329	3884	59.4	7.01	22	4.0	20	3.6	53t	42/287	79.0

POSTSEASON GAME SUMMARIES

MINNESOTA VIKINGS • 44 SAINTS • 10

NFC Wild Card Playoff (Jan. 3, 1988) - Louisiana Superdome (68,127)

The Vikings spoiled the Saints' playoff debut by racing out to a 21-point lead at halftime and never looking back in an NFC Wild Card Playoff game in the Superdome. New Orleans struck first when QB **Bobby Hebert** found WR **Eric Martin** for a ten-yard TD pass early in the first quarter, but the Vikings answered with 24 consecutive points. The Saints scored their final points on a 40-yard FG by K **Morten Andersen** late in the first half. A "Hail Mary" TD pass from QB **Wade Wilson** to WR **Hassan Jones** as the second quarter ended pushed the Vikings lead to 31-10. The Saints were held without a rushing first down in the contest while only moving the chains nine times. Minnesota controlled the ball for over 41 minutes, posting 28 first downs and rushing for 210 yards in the victory.

Minnesota Vikings				10	21	3	10	44
New Orleans Saints				7	3	0	0	10
Team	Q	Time	Play Description (Extra Point) (Drive Info)	V-H				
NO	1	13:37	Martin 10 pass from Hebert (Andersen kick) (2-11, 0:44)	0-7				
MIN	1	8:01	Nelson 42 FG (4-2, 2:05)	3-7				
MIN	1	3:07	Carter 84 punt return (Nelson kick)	10-7				
MIN	2	11:41	Jordan 5 pass from Wilson (Nelson kick) (10-65, 4:21)	17-7				
MIN	2	6:10	Carter 10 pass from Rice (Nelson kick) (7-54, 3:08)	24-7				
NO	2	3:06	Andersen 40 FG (8-40, 3:04)	24-10				
MIN	2	0:00	Jones 44 pass from Wilson (Nelson kick) (3-35, 0:35)	31-10				
MIN	3	1:15	Nelson 32 FG (11-68, 3:10)	34-10				
MIN	4	7:14	Nelson 19 FG (13-54, 8:27)	37-10				
MIN	4	1:46	Dozier 8 run (Nelson kick) (10-60, 4:20)	44-10				

	MIN	NO
Total First Downs	28	9
Total Net Yards	417	149
Rushes-Yards	50-210	14-53
Net Yards Passing	207	96
Passing (A-C-I)	30-17-0	31-11-4
Sacked-Yards	6-42	2-8
Punts-Average	3-32	6-44.2
Fumbles-Lost	4-2	0-0
Penalties-Yards Lost	6-64	3-2
Time of Possession	41:18	18:42

RUSHING

MIN: D. Nelson 17-73; Andersen 7-49; Dozier 8-45, 1 TD; Fenney 7-20; Rice 4-10; Kramer 2-5; W. Wilson 2-5; Gannon 3-3
NO: Hilliard 8-39; Mayes 3-11; Hebert 2-2; Jordan 1-1

PASSING

MIN: Wilson 20-11-0, 189 yards, 2 TDs; Kramer 9-5-0, 50 yards; Rice 1-1-0, 10 yards, 1 TD
NO: Hebert 19-9-2, 84 yards, 1 TD; Wilson 12-2-2, 20 yards

RECEIVING

MIN: Carter 6-79, 1 TD; D. Nelson 2-56; Lewis 2-27; Jordan 2-17, 1 TD; Rice 2-17; Jones 1-44, 1 TD; Gustafson 1-12; Anderson 1-(-3)
NO: Brenner 2-33; Hill 2-15; Hilliard 2-15; Pattison 2-18; Tice 2-13; Martin 1-10, 1 TD

CHICAGO BEARS • 16 SAINTS • 6

NFC Wild Card Playoff (Jan. 6, 1991) - Soldier Field (60,767)

In a clash between two of the NFL's top defenses, the Bears jumped ahead 10-0 and held off the Saints in an NFC Wild Card Playoff game at Soldier Field. The Bears went up 3-0 on a K **Kevin Butler** 33-yard FG after an interception. Chicago surged ahead by 10 points when QB **Mike Tomczak** connected with TE **James Thornton** on an 18-yard scoring pass. K **Morten Andersen** got the Saints on the scoreboard with a 47-yard FG with 1:38 remaining in the half. An offsideline call on New Orleans nullified a 61-yard return of a blocked Bears FG attempt in the third quarter. Chicago took advantage on the reprieve, driving to set up a 22-yard field goal to give the Bears a 13-3 advantage midway through the third quarter. The teams traded FGs in the final quarter, with Andersen drilling a 38-yard kick and Butler connecting from 21 yards out to produce the winning margin. Chicago RB **Neal Anderson** rushed 27 times for 102 yards and hauled in four passes for 42 yards as the Bears rolled up 365 total yards to the Saints' 193 yards of offense.

New Orleans Saints				0	3	0	3	6
Chicago Bears				3	7	3	3	16
Team	Q	Time	Play Description (Extra Point) (Drive Info)	V-H				
CHI	1	10:06	Butler 19 FG (6-32, 3:22)	0-3				
CHI	2	13:08	Thornton 18 pass from Tomczak (Butler kick) (6-62, 4:07)	0-10				
NO	2	1:38	Andersen 47 FG (6-18, 2:09)	3-10				
CHI	3	7:29	Butler 22 FG (16-60, 8:31)	3-13				
NO	4	12:26	Andersen 38 FG (6-61, 4:55)	6-13				
CHI	4	6:02	Butler 21 FG (9-68, 6:24)	6-16				

	NO	CHI
Total First Downs	11	18
Total Net Yards	193	365
Rushes-Yards	18-65	43-189
Net Yards Passing	128	176
Passing (A-C-I)	34-11-3	26-13-0
Sacked-Yards Lost	2-25	2-12
Punts-Average	3-30	2-27.5
Fumbles-Lost	1-0	2-1
Penalties-Yards Lost	2-10	7-57
Time of Possession	22:29	37:31

RUSHING

NO: Fenerty 8-29; Fourcade 2-13; Hilliard 4-13; Heyward 4-10
CHI: Anderson 27-102; Muster 12-71; Green 2-8; Tomczak 2-8

PASSING

NO: Walsh 16-6-1, 74 yards; Fourcade 18-5-2, 79 yards
CHI: Tomczak 25-12-0, 166 yards, 1 TD; Anderson 1-1-0, 22 yards

RECEIVING

NO: Fenerty 4-22; Martin 2-47; Scales 1-31; Tice 1-19; Brenner 1-17; Perriman 1-11; Turner 1-6
CHI: Anderson 4-42; Thornton 2-43, 1 TD; Gentry 2-41; Morris 2-28; Muster 2-21; Davis 1-13

HISTORY

POSTSEASON GAME SUMMARIES

ATLANTA FALCONS • 27 SAINTS • 20

NFC Wild Card Playoff (Dec. 28, 1991) - Louisiana Superdome (68,794)

Atlanta posted 10 unanswered points in the last 7:43 of final quarter – including a 61-yard TD grab by WR **Michael Haynes** – to defeat the Saints, 27-20, in a Wild Card clash between division rivals. ATL pass from QB **Bobby Hebert** to WR **Floyd Turner** gave New Orleans a 7-0 advantage and K **Morten Andersen** increased the lead with a 45-yard FG. The Falcons got on the board when QB **Chris Miller** found WR **Andre Rison** for a 24-yard TD pass in the second quarter. K **Norm Johnson's** 44-yard FG with 0:37 left in the first half tied the score, but the Saints responded with a 35-yard FG by Andersen for a 13-10 advantage at halftime. Atlanta surged ahead with a TD early in the third quarter, but the Saints came back with RB **Dalton Hilliard's** one-yard TD plunge. A 36-yard FG by Johnson tied it up, and Haynes' long TD with 2:41 left provided the winning margin. Hebert was intercepted with 1:10 left at the Atlanta 35.

Atlanta Falcons				0	10	7	10	27
New Orleans Saints				7	6	0	7	20
Team	Q	Time	Play Description (Extra Point) (Drive Info)					
NO	1	8:57	Turner 26 pass from Hebert (Andersen kick) (11-78, 6:03)	0-7				
NO	2	11:37	Andersen 45 FG (6-24, 3:19)	0-10				
ATL	2	5:28	Rison 24 pass from Miller (Johnson kick) (11-80, 6:11)	7-10				
ATL	2	0:37	Johnson 44 FG (10-37, 2:13)	10-10				
NO	2	0:00	Andersen 35 FG (4-41, 0:37)	10-13				
ATL	3	9:59	Haynes 20 pass from Miller (Johnson kick) (9-84, 5:01)	17-13				
NO	4	14:10	Hilliard 1 run (Andersen kick) (19-80, 10:49)	17-20				
ATL	4	7:43	Johnson 36 FG (11-45, 6:27)	20-20				
ATL	4	2:41	Haynes 61 pass from Miller (Johnson kick) (5-80, 1:53)	27-20				

	ATL	NO
Total First Downs	20	23
Total Net Yards	334	330
Rushes-Yards	22-79	22-65
Net Yards Passing	255	265
Passing (A-C-I)	30-18-1	44-26-2
Sacked-Yards	5-36	1-8
Punts-Average	1-42	3-54
Fumbles-Lost	3-1	2-1
Penalties-Yards Lost	6-48	5-49
Time of Possession	26:52	33:08

RUSHING

ATL: Rozier 7-35; Pegram 11-26; Miller 4-18
NO: McAfee 14-49; Hebert 1-9; Hilliard 4-5, 1 TD; Jordan 3-2

PASSING

ATL: Miller 30-18-1, 291 yards, 3 TDs
NO: Hebert 44-26-2, 273 yards, 1 TD

RECEIVING

ATL: Haynes 6-144, 2 TDs; Pritchard 5-63; Rison 4-56, 1 TD; Thomas 1-19; Pegram 1-5; Dixon 1-4
NO: Martin 7-83; Turner 5-75, 1 TD; Early 5-41; Hilliard 5-33; Carroll 2-23; Tice 1-13; Jordan 1-5

PHILADELPHIA EAGLES • 36 SAINTS • 20

NFC Wild Card Playoff (Jan. 3, 1993) - Louisiana Superdome (68,893)

The Philadelphia Eagles rallied from a 20-7 deficit to defeat the Saints, 36-20, in an NFC Wild Card Playoff game at the Superdome. The Saints took a 7-0 lead in the first quarter when **Craig Heyward** scored on a one-yard run. The Eagles tied the game on a 57-yard TD pass but the Saints got a 17-7 halftime lead on a **Bobby Hebert** scoring pass and a 35-yard FG by K **Morten Andersen**. Andersen drilled another FG in the third quarter, but Philadelphia pulled to 20-10 on a **Roger Ruzek** 40-yard FG. The Eagles grabbed a 24-20 lead with TDs on their first two possessions of the fourth quarter and Hebert was sacked for a safety by DE **Reggie White**. Ruzek booted a 39-yard FG and CB **Eric Allen** returned an INT for another score in the final minutes.

Philadelphia Eagles				7	0	3	26	36
New Orleans Saints				7	10	3	0	20
Team	Q	Time	Play Description (Extra Point)	(Drive Info)				V-H
NO	1	9:20	Heyward 1 run (Andersen kick)	(8-73, 5:40)				0-7
PHI	1	3:22	Barnett 57 pass from Cunningham (Ruzek kick)	(4-80, 2:15)				7-7
NO	2	8:18	Andersen 35 FG (13-71, 7:07)					7-10
NO	2	4:14	Early 7 pass from Hebert (Andersen kick)	(4-53, 2:25)				7-17
NO	3	6:28	Andersen 42 FG (5-44, 3:25)					7-20
PHI	3	1:01	Ruzek 40 FG (9-39, 4:05)					10-20
PHI	4	10:37	Barnett 35 pass from Cunningham (Ruzek kick)	(9-64, 4:08)				17-20
PHI	4	6:48	Sherman 6 run (Ruzek kick)	(5-26, 3:27)				24-20
PHI	4	5:36	Hebert sacked by White for a safety					26-20
PHI	4	2:36	Ruzek 39 FG (7-40, 3:00)					29-20
PHI	4	2:17	Allen 18 interception return (Ruzek kick)					36-20

	PHI	NO
Total First Downs	19	20
Total Net Yards	349	360
Rushes-Yards	28-136	20-76
Net Yards Passing	213	284
Passing (A-C-I)	35-19-0	39-23-3
Sacked-Yards	1-6	1-7
Punts-Average	5-51.2	3-45.3
Fumbles-Lost	1-1	1-1
Penalties-Yards Lost	4-37	4-35
Time of Possession	31:25	28:35

RUSHING

PHI: Sherman 21-105, 1 TD; Cunningham 2-19; Walker 5-12
NO: Dunbar 4-28; Heyward 10-23, 1 TD; Hebert 3-18; Hilliard 3-7

PASSING

PHI: Cunningham 35-19-0, 219 yards, 2 TDs
NO: Hebert 39-23-3, 291 yards, 1 TD

RECEIVING

PHI: Byars 6-37; Barnett 4-102, 2 TDs; Williams 4-36; Sherman 3-29; Green 1-14; Walker 1-1
NO: Early 7-93, 1 TD; Martin 5-64; Dunbar 4-49; Heyward 3-45; Brenner 2-24; Hilliard 1-10; Small 1-6

POSTSEASON GAME SUMMARIES

SAINTS • 31 ST. LOUIS RAMS • 28

NFC Wild Card Playoff (Dec. 30, 2000) - Louisiana Superdome (64,900)

The Saints earned the first playoff win in franchise history by jumping ahead to a commanding lead early by scoring 31 unanswered points and weathering a late St. Louis rally at the Superdome. After a St. Louis TD in the first quarter, the Saints scored on five of their next nine possessions. QB **Aaron Brooks** found WR **Robert Wilson** for a 12-yard TD pass and K **Doug Brien** hit a 33-yard FG for a 10-7 lead. Brooks then connected with WR **Willie Jackson** on TD passes of 10, 49 and 16 yards for a 31-7 lead with 11:57 left. The Rams mounted a comeback as QB **Kurt Warner** threw two TD passes and ran for another TD to pull St. Louis within three points. The Saints were forced to punt with 1:51 remaining, but the return was muffed by WR **Az-Zahir Hakim**. FB **Brian Milne** recovered the loose ball to seal the win. Jackson tied an NFL Playoff record with three TD catches as part of a six-catch, 142-yard day.

St. Louis Rams			7	0	0	21	28
New Orleans Saints			0	10	7	14	31
Team	Q	Time	Play Description (Extra Point) (Drive Info)				V-H
STL	1	5:58	Bruce 17 pass from Warner (Wilkins kick) (11-68, 6:55)				7-0
NO	2	14:56	Wilson 12 pass from Brooks (Brien kick) (11-70, 6:02)				7-7
NO	2	1:30	Brien 33 FG (4-5, 0:51)				7-10
NO	3	8:40	Jackson 10 pass from Brooks (Brien kick) (7-45, 3:23)				7-17
NO	4	13:22	Jackson 49 pass from Brooks (Brien kick) (5-74, 2:55)				7-24
STL	4	11:57	Jackson 16 pass from Brooks (Brien kick) (1-16, 0:05)				7-31
NO	4	9:36	Proehl 17 pass from Warner (run failed) (4-80, 2:21)				13-31
STL	4	3:52	Faulk 25 pass from Warner (Wilkins kick) (3-62, 0:48)				20-31
STL	4	2:36	Warner 5 run (Faulk pass from Warner) (5-47, 1:07)				28-31

	STL	NO
Total First Downs	17	17
Total Net Yards	384	301
Rushes-Yards	16-34	32-50
Net Yards Passing	350	251
Passing (A-C-I)	40-24-3	29-16-1
Sacked-Yards	2-7	6-12
Punts-Average	5-43.0	6-41.0
Fumbles-Lost	3-2	4-1
Penalties-Yards Lost	9-60	5-40
Time of Possession	28:29	31:31

RUSHING		PASSING		RECEIVING	
STL: Faulk 14-24; Warner 1-5, 1 TD; Watson 1-5		STL: Warner 40-24-3, 365 yards, 3 TDs		STL: Bruce 7-127, 1 TD; Faulk 7-99, 1 TD; Proehl 3-46, 1 TD; Williams 3-25; Hakim 2-42; Holt 2-26	
NO: Brooks 10-26; Allen 16-21; Morton 2-5; Moore 3-1; Jackson 1-(-3)		NO: Brooks 29-16-1, 266 yards, 4 TDs		NO: Jackson 6-142, 3 TDs; Wilson 3-41, 1 TD; Reed 3-27; Morton 2-34; A. Glover 1-16; Allen 1-6	

MINNESOTA VIKINGS • 34 SAINTS • 16

NFC Divisional Playoff (Jan. 6, 2001) - Metrodome (63,881)

The Vikings raced out to a 21-point lead on the way to a 34-16 victory in the NFC Divisional Playoff game at the Metrodome. Minnesota QB **Daunte Culpepper** found WR **Randy Moss** for a 53-yard TD pass on the Vikings' opening series. The Saints pulled to 7-3, but Vikings K **Gary Anderson** hit a 24-yard FG and Culpepper connected with WR **Cris Carter** for a 17-yard TD to give Minnesota a 17-3 lead at halftime. The Vikings opened the second half with a 68-yard TD pass from Culpepper to Moss. The Saints added a TD pass from QB **Aaron Brooks** to TE **Dave Stachelski** to pull to 24-10, but the Vikings' Anderson hit a 44-yard FG and RB **Robert Smith** scored on a two-yard run for a 34-10 margin. New Orleans scored the game's final points as Brooks found WR **Willie Jackson** for a 48-yard TD pass with 2:19 left. Saints RB **Chad Morton** caught a then-NFL postseason record-tying 13 passes for 106 yards and Jackson added nine grabs for 125 yards.

New Orleans Saints			3	0	7	6	16
Minnesota Vikings			10	7	10	7	34
Team	Q	Time	Play Description (Extra Point) (Drive Info)				V-H
MIN	1	11:57	Moss 53 pass from Culpepper (Anderson kick) (3-64, 1:20)				0-7
NO	1	7:46	Brien 33 FG (10-65, 4:11)				3-7
MIN	1	1:36	Anderson 24 FG (12-67, 6:10)				3-10
MIN	2	1:29	Carter 17 pass from Culpepper (Anderson kick) (7-73, 3:40)				3-17
MIN	3	13:33	Moss 68 pass from Culpepper (Anderson kick) (3-77, 1:27)				3-24
NO	3	9:33	Stachelski 2 pass from Brooks (Brien kick) (8-83, 4:00)				10-24
MIN	3	4:31	Anderson 44 FG (10-50, 5:02)				10-27
MIN	4	10:46	Smith 2 run (Anderson kick) (8-29, 4:32)				10-34
NO	4	2:19	Jackson 48 pass from Brooks (pass failed) (3-66, 0:58)				16-34

	NO	MIN
Total First Downs	19	18
Total Net Yards	355	429
Rushes-Yards	17-69	32-127
Net Yards Passing	286	302
Passing (A-C-I)	48-30-2	31-17-0
Sacked-Yards	2-9	0-0
Punts-Average	5-39.0	5-45.0
Fumbles-Lost	0-0	1-0
Penalties-Yards Lost	7-40	5-60
Time of Possession	27:49	32:11

RUSHING		PASSING		RECEIVING	
NO: Brooks 5-29; Morton 5-25; Williams 6-14; Allen 1-1		NO: Brooks 48-30-2, 295 yards, 2 TDs		NO: Morton 13-106; Jackson 9-125, 1 TD; Reed 2-29; Poole 2-12; Wilson 1-14; A. Glover 1-5; Stachelski 1-2, 1 TD	
MIN: Smith 25-74, 1 TD; Culpepper 4-51; Morrow 3-2		MIN: Culpepper 31-17-0, 302 yards, 3 TDs		MIN: Carter 8-120, 1 TD; Moss 2-121, 2 TDs; Smith 2-25; Kleinsasser 2-18; Walters 1-7; Jordan 1-6; McWilliams 1-5	

POSTSEASON GAME SUMMARIES

SAINTS • 27 PHILADELPHIA EAGLES • 24

NFC Divisional Playoff (Jan. 13, 2007) - Louisiana Superdome (70,001)

RB **Deuce McAllister** set a team playoff record with 143 rushing yards in leading the Saints to a come-from-behind victory over Philadelphia in the NFC Divisional Playoffs. McAllister, making his first NFL postseason appearance, rushed for one touchdown and caught another. New Orleans took the early lead after a pair of field goals, but Philadelphia struck on a 75-yard touchdown pass in the second quarter. The Saints responded with a lengthy drive capped by a four-yard TD burst by RB **Reggie Bush**, but the Eagles took a lead into halftime after an 80-yard touchdown drive. Philadelphia RB **Brian Westbrook** shook loose for a 65-yard touchdown run to open the second half, giving the Eagles a 21-13 advantage. But McAllister put the Saints ahead by capping the next two drives with a five-yard scoring run and an 11-yard TD reception. Philadelphia would add a field goal in the final quarter, but the Saints forced a punt on the Eagles' final possession, and the offense picked up a key first down to run out the clock and preserve the victory.

Philadelphia Eagles		0	14	7	3	24
New Orleans Saints		3	10	14	0	27
Team	Q Time	Play Description (Extra Point) (Drive Info)				V-H
NO	1 9:24	Carney 33 FG (5-35, 2:05)				0-3
NO	2 14:46	Carney 23 FG (6-59, 1:33)				0-6
PHI	2 13:38	Stallworth 75 pass from Garcia (Akers kick) (3-76, 1:08)				7-6
NO	2 5:19	Bush 4 run (Carney kick) (14-78, 8:19)				7-13
PHI	2 0:50	Westbrook 1 run (Akers kick) (11-80, 4:29)				14-13
PHI	3 13:25	Westbrook 62 run (Akers kick) (3-80, 1:35)				21-13
NO	3 9:36	McAllister 5 run (Carney kick) (7-63, 3:49)				21-20
NO	3 1:05	McAllister 11 pass from Brees (Carney kick) (9-84, 6:21)				21-27
PHI	4 11:08	Akers 24 FG (9-64, 4:57)				24-27

	PHI	NO
Total First Downs	14	27
Total Net Yards	365	435
Rushes-Yards	20-123	37-208
Net Yards Passing	232	227
Passing (A-C-I)	30-15-0	32-20-0
Sacked-Yards	1-8	3-16
Punts-Average	6-38.5	3-40.3
Fumbles-Lost	1-0	2-1
Penalties-Yards Lost	6-39	3-35
Time of Possession	24:36	35:24

RUSHING		PASSING		RECEIVING	
PHI: Westbrook 13-116, 2 TDs; Garcia 4-9; Buckhalter 3-(-2)		PHI: Garcia 30-15-0, 240 yards, 1 TD		PHI: Stallworth 3-100, 1 TD; Brown 3-76; Westbrook 3-5; Smith 2-23; Baskett 1-25; Buckhalter 1-8; Schobel 1-5; Tapeh 1-2	
NO: McAllister 21-143, 1 TD; Bush 12-52, 1 TD; Weatherford 1-15; Brees 3-(-2)		NO: Brees 32-20-0, 243 yards, 1 TD		NO: Colston 5-55; Miller 4-64; McAllister 4-20, 1 TD; Bush 3-22; Henderson 1-35; Campbell 1-23; Owens 1-21; Copper 1-3	

CHICAGO BEARS • 39 SAINTS • 14

NFC Conference Championship (Jan. 21, 2007) - Soldier Field (61,817)

In the club's first appearance in the NFC Championship Game, after trailing 16-0 the Saints sliced the Bears' lead to two points and were behind by only four early in the fourth quarter, but four turnovers proved too difficult to overcome. A fumble led to Chicago's first field goal late in the first quarter, and another fumble on the ensuing kickoff added another three-pointer for the Bears a few minutes later. Chicago would drive for a field goal in the second quarter to go ahead 9-0 and march for a TD on its next drive to take a 16-0 lead. The Saints would get on the scoreboard when WR **Marques Colston** hauled in a 13-yard touchdown with 51 seconds remaining in the first half. Chicago's lead shrunk to 16-14 when RB **Reggie Bush** scored on an 88-yard TD early in the second half. But QB **Drew Brees** was flagged for intentional grounding in the end zone for a safety later in the third quarter, and the Bears wore down the Saints in the fourth quarter following a pair of New Orleans turnovers and after the Saints failed to convert on two fourth-down attempts.

New Orleans Saints		0	7	7	0	14
Chicago Bears		3	13	2	21	39
Team	Q Time	Play Description (Extra Point) (Drive Info)				V-H
CHI	1 0:41	Gould 19 FG (11-35, 4:44)				0-3
CHI	1 13:40	Gould 43 FG (4-5, 1:53)				0-6
CHI	2 8:52	Gould 24 FG (8-43, 3:25)				0-9
CHI	2 1:56	Jones 2 run (Gould kick) (8-69, 3:55)				0-16
NO	2 0:46	Colston 13 pass from Brees (Carney kick) (8-73, 1:10)				7-16
NO	3 12:20	Bush 88 pass from Brees (Carney kick) (2-93, 0:53)				14-16
CHI	3 5:27	Penalty on Brees enforced in end zone for a Safety				14-18
CHI	4 14:23	Berrian 33 pass from Grossman (Gould kick) (5-85, 2:24)				14-25
CHI	4 11:37	Benson 12 run (Gould kick) (4-26, 2:04)				14-32
CHI	4 4:19	Jones 15 run (Gould kick) (5-30, 3:02)				14-39

	NO	CHI
Total First Downs	15	18
Total Net Yards	375	340
Rushes-Yards	12-56	46-196
Net Yards Passing	319	144
Passing (A-C-I)	49-27-1	26-11-0
Sacked-Yards	3-35	0-0
Punts-Average	5-38.8	7-47.4
Fumbles-Lost	4-3	1-0
Penalties-Yards Lost	7-47	1-5
Time of Possession	27:45	35:15

RUSHING		PASSING		RECEIVING	
NO: Bush 4-19; McAllister 6-18; Karney 1-11; Brees 1-8		NO: Brees 49-27-1, 354 yards, 2 TDs		NO: Bush 7-132, 1 TD; Colston 5-63, 1 TD; Miller 4-31; Copper 3-29; McAllister 3-27; Henderson 2-57; Campbell 2-6; Karney 1-9	
CHI: Jones 19-123, 2 TDs; Benson 24-60, 1 TD; Davis 1-16		CHI: Grossman 26-11-0, 144 yards, 1 TD		CHI: Berrian 5-85; 1 TD; McKie 3-6; Clark 1-30; Muhammad 1-20; Gilmore 1-3	

POSTSEASON GAME SUMMARIES

SAINTS • 45 ARIZONA CARDINALS • 14

NFC Divisional Playoff (Jan. 16, 2010) - Louisiana Superdome (70,149)

The Saints punched a ticket to their second NFC Championship appearance in four years by throttling the Cardinals. New Orleans survived a 70-yard rushing score by Arizona on the first play of the game to score three straight first quarter touchdowns, including runs by RBs **Lynell Hamilton** and **Reggie Bush** and a 17-yard TD pass from QB **Drew Brees** to TE **Jeremy Shockey**. After Arizona RB **Beanie Wells** closed the score to 21-14 with a second quarter four-yard TD run, the Saints ran up 24 more unanswered points, punctuated by an 83-yard punt return for a score by Bush. After giving up the initial touchdown run, the Saints defense would only allow 31 more yards on the ground and forced two turnovers. The Saints controlled the ball for over 36 minutes and rolled up 27 first downs and 418 yards in the win.

Arizona Cardinals		7	7	0	0	14
New Orleans Saints		21	14	10	0	45
Team	Q Time	Play Description (Extra Point) (Drive Info)				V-H
ARZ	1 14:41	Hightower 70 run (Rackers kick) (1-70, 0:19)				7-0
NO	1 9:17	Hamilton 1 run (Hartley kick) (10-72, 5:24)				7-7
NO	1 7:02	Shockey 17 pass from Brees (Hartley kick) (4-37, 1:58)				7-14
NO	1 2:31	Bush 46 run (Hartley kick) (5-77, 2:54)				7-21
ARZ	2 9:40	Wells 4 run (Rackers kick) (9-80, 5:07)				14-21
NO	2 6:48	Henderson 44 pass from Brees (Hartley kick) (6-83, 2:52)				14-28
NO	2 1:10	Colston 2 pass from Brees (Hartley kick) (8-27, 4:38)				14-35
NO	3 8:26	Hartley 43 FG (6-39, 2:10)				14-38
NO	3 6:42	Bush 83 punt return (Hartley kick)				14-45

	ARZ	NO
Total First Downs	15	27
Total Net Yards	359	418
Rushes-Yards	15-101	34-171
Net Yards Passing	258	247
Passing (A-C-I)	36-24-1	32-23-0
Sacked-Yards	1-8	0-0
Punts-Average	6-43.5	4-42.8
Fumbles-Lost	3-1	0-0
Penalties-Yards Lost	3-22	6-44
Time of Possession	23:33	36:27

RUSHING

ARZ: Hightower 6-87, 1 TD; Wells 5-7, 1 TD; Stephens-Howling 2-4; Wright 1-3; Warner 1-0
NO: Bush 5-84, 1 TD; P.Thomas 13-52; Hamilton 5-23, 1 TD; Bell 6-11; Meachem 1-4; D.Thomas 1-0; Brees 3-(-3)

PASSING

ARZ: Warner 26-17-1, 205 yards; Leinart 10-7-0, 61 yards
NO: Brees 32-23-0, 247 yards, 3 TDs

RECEIVING

ARZ: Doucet 8-88; Fitzgerald 6-77; Breaston 4-52; Hightower 3-27; Urban 2-34; Becht 1-8
NO: Colston 6-83, 1 TD; Henderson 4-80, 1 TD; Bush 4-24; P.Thomas 4-18; Shockey 3-36, 1 TD; Moore 2-6

SAINTS • 31 MINNESOTA VIKINGS • 28 (OT)

NFC Conference Championship (Jan. 24, 2010) - Louisiana Superdome (71,276)

K **Garrett Hartley** hit a 40-yard field goal straight through the uprights in overtime to give the Saints a 31-28 victory and the club's first trip to the Super Bowl. The Vikings took an early 7-0 lead on a 19-yard TD run by RB **Adrian Peterson**. The Saints tied the score when QB **Drew Brees** threw a screen to RB **Pierre Thomas**, which he took 38 yards for a TD. The Vikings took the lead back at the end of the first quarter on a five-yard scoring pass from QB **Brett Favre** to WR **Sidney Rice**. New Orleans took their first lead in the third quarter following a nine-yard TD pass from Brees to WR **Devery Henderson** and a nine-yard scoring run by Thomas. Peterson would run for two more TDs and CB **Tracy Porter** picked off Favre at the end of the fourth quarter to force overtime. The Saints opened up overtime with possession and scored on the drive.

Minnesota Vikings		14	0	7	7	0	28
New Orleans Saints		7	7	7	7	3	31
Team	Q Time	Play Description (Extra Point) (Drive Info)				V-H	
MIN	1 9:35	Peterson 19 run (Longwell kick) (10-80, 5:25)				7-0	
NO	1 6:30	P.Thomas 38 pass from Brees (Hartley kick) (7-76, 3:05)				7-7	
MIN	1 2:11	Rice 5 pass from Favre (Longwell kick) (10-73, 4:19)				14-7	
NO	2 10:30	Henderson 9 pass from Brees (Hartley kick) (7-64, 2:51)				14-14	
NO	3 12:56	P.Thomas 9 run (Hartley kick) (4-37, 2:04)				14-21	
MIN	3 7:35	Peterson 1 run (Longwell kick) (9-80, 5:21)				21-21	
NO	4 12:39	Bush 5 pass from Brees (Hartley kick) (3-7, 1:31)				21-28	
MIN	4 4:58	Peterson 2 run (Longwell kick) (7-57, 2:59)				28-21	
NO	OT 10:15	Hartley 40 FG (10-39, 4:45)				28-31	

	MIN	NO
Total First Downs	31	15
Total Net Yards	475	257
Rushes-Yards	36-165	23-68
Net Yards Passing	310	189
Passing (A-C-I)	46-28-2	31-17-0
Sacked-Yards	0-0	1-8
Punts-Average	4-39.0	7-51.3
Fumbles-Lost	6-3	1-1
Penalties-Yards Lost	5-32	2-14
Time of Possession	36:49	27:56

RUSHING

MIN: Peterson 25-122, 3 TDs; Taylor 6-28; Harvin 4-15; Favre 1-0
NO: P.Thomas 14-61, 1 TD; Bush 7-8; Brees 1-0; Hamilton 1-(-1)

PASSING

MIN: Favre 46-28-2, 310 yards, 1 TD
NO: Brees 31-17-0, 197 yards, 3 TDs

RECEIVING

MIN: Berrian 9-102; Harvin 5-38; Shiancoe 4-83; Rice 4-43, 1 TD; Taylor 3-18; Peterson 2-14; Kleinsasser 1-12
NO: Henderson 4-39, 1 TD; D.Thomas 3-32; P.Thomas 2-38, 1 TD; Bush 2-33, 1 TD; Colston 2-22; Meachem 2-19; Shockey 1-9; Moore 1-5

POSTSEASON GAME SUMMARIES

SAINTS • 31 INDIANAPOLIS COLTS • 17

Super Bowl XLIV (Feb. 7, 2010) - Sun Life Stadium (74,059)

Leading 24-17 and trying to stop the Colts offense, CB **Tracy Porter** intercepted a QB **Peyton Manning** pass and raced 74 yards for a touchdown that gave the Saints their first Super Bowl title. The Saints staved off two consecutive Colts drives that gave them an early 10-0 lead and responded with two long field goals by K **Garrett Hartley**. The Saints started the second half with a surprise onside kick, which was recovered by S **Chris Reis** and would lead to a 16-yard pass play on a screen from QB **Drew Brees** to RB **Pierre Thomas** to take a 13-10 lead. The Colts took the lead back midway through the third quarter on a four-yard run by RB **Joseph Addai**. New Orleans struck back with their first of 18 unanswered points when Hartley kicked his third field goal, a 47-yarder to put the Saints within one point near the end of the third quarter. The Saints took the lead for good late in the fourth quarter when Brees found TE **Jeremy Shockey** for a two-yard TD, followed by a two-point conversion on a pass play to WR **Lance Moore**.

New Orleans Saints					0	6	10	15	31
Indianapolis Colts					10	0	7	0	17
Team	Q	Time	Play Description (Extra Point) (Drive Info)		V-H				
IND	1	7:29	Stover 38 FG (11-53, 5:53)		0-3				
IND	1	0:36	Garcon 19 pass from Manning (Stover kick) (11-96, 4:36)		0-10				
NO	2	9:34	Hartley 46 FG (11-60, 6:02)		3-10				
NO	2	0:00	Hartley 44 FG (5-26, 0:35)		6-10				
NO	3	11:41	P. Thomas 16 pass from Brees (Hartley kick) (6-58, 3:19)		13-10				
IND	3	6:15	Addai 4 run (Stover kick) (10-76, 5:26)		13-17				
NO	3	2:01	Hartley 47 FG (8-37, 4:14)		16-17				
NO	4	5:42	Shockey 2 pass from Brees (Brees-Moore pass) (9-59, 4:57)		24-17				
NO	4	3:12	Porter 74 interception return (Hartley kick)		31-17				

	NO	IND
Total First Downs	20	23
Total Net Yards	332	432
Rushes-Yards	18-51	19-99
Net Yards Passing	281	333
Passing (A-C-I)	39-32-0	45-31-1
Sacked-Yards	1-7	0-0
Punts-Average	2-44.0	2-45.0
Fumbles-Lost	0-0	0-0
Penalties-Yards Lost	3-19	5-45
Time of Possession	30:11	29:49

RUSHING		PASSING		RECEIVING	
NO: P. Thomas 9-30; Bush 5-25; Bell 2-4; Brees 1-(-1); Henderson 1-(-7)		NO: Brees 39-32-0, 288 yards, 2 TDs		NO: Colston 7-83; Henderson 7-63;	
IND: Addai 13-77, 1 TD; Brown 4-18; Hart 2-4		IND: Manning 45-31-1, 333 yards, 1 TD		P. Thomas 6-55, 1 TD; Bush 4-38; Shockey 3-13, 1 TD; Moore 2-21; Meachem 2-6;	
				D. Thomas 1-9	
				IND: Clark 7-86; Addai 7-58; Collie 6-66;	
				Garcon 5-66, 1 TD; Wayne 5-46; Brown 1-11	

SEATTLE SEAHAWKS • 41 SAINTS • 36

NFC Wild Card Playoff (Jan. 8, 2011) - Qwest Field (66,336)

Seattle rebounded from 10-0 and 17-7 first half deficits to eventually stake out a 24-20 halftime lead and defeat the Saints 41-36 to end their season. The Saints got off to a quick 10-0 start on a 26-yard field goal by K **Garrett Hartley** and a one-yard touchdown pass from QB **Drew Brees** to FB **Heath Evans**. The Seahawks would outscore the Saints 24-10 in the rest of the first half, powered by three TD passes by QB **Matt Hasselbeck**. The Saints got within four with 9:13 left on a 21-yard field goal by Hartley, but a 67-yard touchdown run by RB **Marshawn Lynch** gave Seattle an 11-point lead with 3:22 left.

New Orleans Saints					10	10	0	16	36
Seattle Seahawks					7	17	10	7	41
Team	Q	Time	Play Description (Extra Point) (Drive Info)		V-H				
NO	1	11:43	Hartley 26 FG (8-52, 3:17)		3-0				
NO	1	6:21	Evans 1 pass from Brees (Hartley kick) (8-35, 4:11)		10-0				
SEA	1	3:38	Carlson 11 pass from Hasselbeck (Mare kick) (6-57, 2:43)		10-7				
NO	2	13:38	Jones 5 run (Hartley kick) (10-83, 5:00)		17-7				
SEA	2	11:00	Carlson 7 pass from Hasselbeck (Mare kick) (5-70, 2:38)		17-14				
SEA	2	7:03	Mare 29 FG (4-8, 1:47)		17-17				
SEA	2	1:15	Stokley 45 pass from Hasselbeck (Mare kick) (9-76, 3:48)		17-24				
NO	2	0:00	Hartley 22 FG (11-77, 1:15)		20-24				
SEA	3	11:48	Williams 38 pass from Hasselbeck (Mare kick) (7-79, 3:12)		20-31				
SEA	3	5:27	Mare 39 FG (9-33, 4:12)		20-34				
NO	4	13:11	Jones 4 run (Hartley kick) (12-87, 4:42)		27-34				
NO	4	9:13	Hartley 21 FG (8-53, 3:27)		30-34				
SEA	4	3:22	Lynch 67 run (Mare kick) (2-67, 0:58)		30-41				
NO	4	1:30	Henderson 6 pass from Brees (run failed) (9-70, 1:52)		36-41				

	NO	SEA
Total First Downs	32	19
Total Net Yards	474	415
Rushes-Yards	22-77	24-150
Net Yards Passing	397	265
Passing (A-C-I)	60-39-0	35-22-1
Sacked-Yards	1-7	2-7
Punts-Average	4-47.8	4-38.8
Fumbles-Lost	2-1	0-0
Penalties-Yards Lost	7-39	6-39
Time of Possession	32:01	27:59

RUSHING		PASSING		RECEIVING	
NO: Jones 15-59, 2 TDs; Bush 5-12; Brees 2-6		NO: Brees 60-39-0, 404 yards, 2 TDs		NO: Henderson 7-77, 1 TD; Jones 6-61;	
SEA: Lynch 19-131, 1 TD; Forsett 4-20; Hasselbeck 1-(-1)		SEA: Hasselbeck 35-22-1, 272 yards, 4 TDs		Bush 5-37; Colston 4-66; Moore 4-49;	
				Thomas 4-38; Evans 4-23, 1 TD; Meachem 3-29; Shockey 2-24	
				SEA: Williams 5-68, 1 TD; Obanamu 5-43;	
				Stokley 4-73, 1 TD; Carlson 3-17, 2 TDs;	
				Forsett 2-12; Morrah 1-39; Martin 1-15;	
				Tate 1-5	

POSTSEASON GAME SUMMARIES

SAINTS • 45 DETROIT LIONS • 28

NFC Wild Card Playoff (Jan. 7, 2012) - Mercedes-Benz Superdome (70,038)

The Saints rebounded from a 14-10 halftime deficit and set an NFL postseason single-game record with 626 total net yards to defeat Detroit 45-28 in the NFC Wild Card playoff and advance to the divisional round. After the Lions struck first on a 10-yard TD pass from QB **Matthew Stafford** to TE **Will Heller**, the Saints evened the score on a two-yard TD run by RB **Darren Sproles**. Stafford found WR **Calvin Johnson** for a 13-yard TD midway through the second quarter, but the Saints would score 17 unanswered points through the third quarter to take the lead for good. Overall, the Saints would outscore the Lions 35-14 in the second half, powered by three TD passes by QB **Drew Brees** and Sproles' second rushing score and a one-yard rush for a TD by RB **Pierre Thomas**. Two fourth quarter interceptions by CB **Jabari Greer** stifled Stafford, Johnson and the potent Detroit offense, ending their season.

Detroit Lions		7	7	7	7	28
New Orleans Saints		0	10	14	21	45
Team	Q Time	Play Description (Extra Point) (Drive Info)				
DET	1 10:58	Heller 10 pass from Stafford (Hanson kick) (8-80, 4:02)				
NO	2 14:01	Sproles 2 run (Kasay kick) (11-89, 5:19)				
DET	2 9:11	Johnson 13 pass from Stafford (Hanson kick) (9-87, 4:50)				
NO	2 0:00	Kasay 24 FG (14-78, 5:03)				
NO	3 13:09	Henderson 41 pass from Brees (Kasay kick) (4-78, 1:51)				
NO	3 4:03	Graham 3 pass from Brees (Kasay kick) (13-92, 6:27)				
DET	3 1:08	Stafford 1 run (Hanson kick) (8-80, 2:55)				
NO	4 9:53	Sproles 17 run (Kasay kick) (14-80, 6:15)				
NO	4 7:29	Meachem 56 pass from Brees (Kasay kick) (4-61, 2:14)				
DET	4 4:40	Johnson 12 pass from Stafford (Hanson kick) (9-79, 2:49)				
NO	4 3:36	Thomas 1 run (4-44, 1:04)				

	DET	NO
Total First Downs	22	34
Total Net Yards	412	626
Rushes-Yards	10-32	36-167
Net Yards Passing	380	459
Passing (A-C-I)	43-28-2	43-33-0
Sacked-Yards	0-0	2-7
Punts-Average	3-42.3	0-0.0
Fumbles-Lost	0-0	2-2
Penalties-Yards Lost	7-64	3-18
Time of Possession	22:24	37:36

RUSHING

DET: Smith 6-21; Young 1-8; Burleson 1-2; Stafford 2-1
NO: Thomas 8-66, 1 TD; Sproles 10-51, 2 TDs; Ivory 13-47; Henderson 1-4; Brees 4-(-1)

PASSING

DET: Stafford 43-28-2, 380 yards, 3 TDs
NO: Brees 43-33-0, 466 yards, 3 TDs

RECEIVING

DET: Johnson 12-211, 2 TDs; Burleson 4-5; Pettigrew 4-49; Young 4-33; Smith 2-10; Heller 1-10, 1 TD; Scheffler 1-7;
NO: Colston 7-120; Graham 7-55, 1 TD; PThomas 6-55; Meachem 4-111, 1 TD; Sproles 4-34; Henderson 2-64, 1 TD; Collins 2-20; Arrington 1-7

SAN FRANCISCO 49ERS • 36 SAINTS • 32

NFC Divisional Playoff (Jan. 14, 2012) - Candlestick Park (69,732)

After trailing by as many as 17 points, New Orleans rebounded to take a 32-29 fourth quarter lead, but a 14-yard TD pass from QB **Alex Smith** to TE **Vernon Davis** with nine seconds left ended the Saints' season at the hands of San Francisco. The 49ers got off to a 17-0 start but a pair of **Drew Brees** TD passes dropped the halftime deficit to 17-14. A 49ers field goal was the only scoring of the third quarter and following a 37-yard field goal by San Francisco K **David Akers** midway through the final period, the two clubs would score two touchdowns apiece. RB **Darren Sproles** set a postseason single-game NFL receiving record with 15 grabs for 118 yards with a fourth quarter 44-yard touchdown.

New Orleans Saints		0	14	0	18	32
San Francisco 49ers		14	3	3	16	36
Team	Q Time	Play Description (Extra Point) (Drive Info)				
SF	1 2:08	V. Davis 49 pass from Alex Smith (Akers kick) (2-54, 0:46)				
SF	1 0:41	Crabtree 4 pass from Alex Smith (Akers kick) (3-4, 0:15)				
SF	2 14:12	Akers 25 FG (4-6, 1:23)				
NO	2 9:32	Graham 14 pass from Brees (Kasay kick) (9-80, 4:40)				
NO	2 4:09	Colston 25 pass from Brees (Kasay kick) (7-66, 3:04)				
SF	3 10:36	Akers 41 FG (4-3, 0:59)				
NO	4 13:08	Kasay 48 FG (9-37, 3:26)				
SF	4 7:36	Akers 37 FG (5-45, 3:02)				
NO	4 4:02	Sproles 44 pass from Brees (Kasay kick) (9-79, 3:34)				
SF	4 2:11	Alex Smith 28 run (run failed) (6-80, 1:51)				
NO	4 1:37	Graham 66 pass from Brees (Brees-Sproles pass) (4-88, 0:34)				
SF	4 0:09	V. Davis 14 pass from Alex Smith (Akers kick) (7-85, 1:28)				

	NO	SF
Total First Downs	26	17
Total Net Yards	472	407
Rushes-Yards	14-37	22-143
Net Yards Passing	435	264
Passing (A-C-I)	63-40-2	42-24-0
Sacked-Yards	3-27	4-35
Punts-Average	5-45.4	8-49.5
Fumbles-Lost	3-3	3-1
Penalties-Yards Lost	0-0	3-33
Time of Possession	31:20	28:40

RUSHING

NO: Ivory 9-23; Thomas 1-6; Brees 1-5; Sproles 3-3
SF: Gore 13-89; Alex Smith 1-28, 1 TD; Hunter 6-23; Ginn, 1-3; Dixon 1-0

PASSING

NO: Brees 63-40-2, 462 yards, 4 TDs
SF: Alex Smith 42-24-0, 299 yards, 3 TDs

RECEIVING

NO: Sproles 15-118, 1 TD; Colston 9-136, 1 TD; Graham 5-103, 1 TD; Henderson 4-49; Meachem 3-19; Arrington 1-14; Higgins 1-10; Collins 1-8; Thomas 1-4
SF: V. Davis 7-180, 2 TDs; Gore 7-38; Crabtree 4-25, 1 TD; K. Williams 2-12; Miller 1-16; Hunter 1-13; Ginn 1-11; Peelle 1-4

HISTORY

POSTSEASON GAME SUMMARIES

SAINTS • 26 PHILADELPHIA EAGLES • 24

NFC Wild Card Playoff (Jan. 4, 2014) - Lincoln Financial Field (69,144)

The Saints walked away with the franchise's first postseason road victory following a 32-yard field goal by K **Shayne Graham** as time expired at Lincoln Financial Field. The Saints took a 3-0 lead in the second quarter when Graham drilled a 36-yard kick. The Eagles took the lead on a 10-yard TD pass but the Saints got within one at the end of the half with a 46-yard Graham kick. In the third quarter, the Saints took a 20-7 lead on a QB **Drew Brees** 24-yard scoring pass to WR **Lance Moore** and a four-yard TD run by RB **Mark Ingram II**. Philadelphia pulled to 20-17 on a one-yard TD run by RB **LeSean McCoy** and an **Alex Henery** 31-yard FG. The Eagles grabbed a 24-23 lead with a three-yard TD pass from QB **Nick Foles** to TE **Zach Ertz**. Brees led the Saints on a 10-play, 34-yard drive for the game-winning field goal.

New Orleans Saints				0	6	14	6	26
Philadelphia Eagles				0	7	7	10	24
Team	Q	Time	Play Description (Extra Point) (Drive Info)	V-H				
NO	2	8:37	S. Graham 36 FG (11-43, 5:45)	3-0				
PHI	2	1:48	Cooper 10 pass from Foles (Henery kick) (6-44, 2:24)	3-7				
NO	2	0:00	S. Graham 46 FG (8-47, 1:48)	6-7				
NO	3	10:08	Moore 24 pass from Brees (S. Graham kick) (6-53, 3:34)	13-7				
NO	3	3:54	Ingram 4 run (S. Graham kick) (8-66, 4:52)	20-7				
PHI	3	0:32	McCoy 1 run (Henery kick) (7-65, 3:22)	20-14				
PHI	4	11:14	Henery 31 FG (7-28, 2:59)	20-17				
NO	4	8:04	S. Graham 35 FG (7-58, 3:10)	23-17				
PHI	4	4:54	Ertz 3 pass from Foles (Henery kick) (8-77, 3:10)	23-24				
NO	4	0:00	S. Graham 32 FG (10-34, 4:54)	26-24				

	NO	PHI
Total First Downs	26	17
Total Net Yards	434	256
Rushes-Yards	36-185	22-80
Net Yards Passing	249	176
Passing (A-C-I)	30-20-2	33-23-0
Sacked-Yards	2-1	2-19
Punts-Average	3-35.0	5-48.8
Fumbles-Lost	0-0	0-0
Penalties-Yards Lost	7-85	4-38
Time of Possession	34:53	25:07

RUSHING

NO: Ingram 18-97, 1 TD; Robinson 8-45; Sproles 4-29; Brees 1-13; Stills 1-1
PHI: McCoy 21-77, 1 TD

PASSING

NO: Brees 30-20-2, 250 yards, 1 TD
PHI: Foles 33-23-0, 195 yards, 2 TDs

RECEIVING

NO: Sproles 4-31; J. Graham 3-44; Stills 3-35; Ingram 3-17; Moore 2-31, 1 TD; Colston 2-16; Meachem 1-40; Watson 1-27, Hill 1-9
PHI: Cooper 6-68, 1 TD; Avant 5-21; McCoy 4-15; Jackson 3-53; Ertz 3-22, 1 TD; Celek 2-16

SEATTLE SEAHAWKS • 23 SAINTS • 15

NFC Divisional Playoff (Jan. 11, 2014) - CenturyLink Field (63,388)

Held scoreless until a fourth quarter rally, New Orleans was unable to overcome a 16-0 halftime deficit to the Seahawks who put an end to their playoff run. After New Orleans was forced into a three-and-out on the game's opening drive, Seattle took advantage of a 16-yard punt by P **Thomas Morstead** in windy conditions to set up a 38-yard field goal by K **Steve Hauschka**. Hauschka drilled another FG in the first quarter and Seattle increased their lead to 16-0 in the second quarter on a 15-yard TD run by RB **Marshawn Lynch** and a 26-yard FG. Following a scoreless third quarter, The Saints trimmed the deficit to 16-8 at the start of the fourth quarter on a one-yard TD run by RB **Khiry Robinson** followed by a two-point conversion by RB **Mark Ingram**. Late in the fourth quarter, a missed field goal attempt by New Orleans gave Seattle favorable field position and Lynch ran in a 31-yard TD. QB **Drew Brees** connected on a nine-yard TD with WR **Marques Colston** with 26 seconds left, but time ran out on the rally after the Saints recovered the onside kick.

New Orleans Saints				0	0	0	15	15
Seattle Seahawks				6	10	0	7	23
Team	Q	Time	Play Description (Extra Point) (Drive Info)	V-H				
SEA	1	10:19	Hauschka 38 FG (6-20, 3:20)	0-3				
SEA	1	0:37	Hauschka 49 FG (9-34, 4:26)	0-6				
SEA	2	14:17	Lynch 15 run (Hauschka kick) (2-24, 0:34)	0-13				
SEA	2	1:18	Hauschka 26 FG (12-63, 4:44)	0-16				
NO	4	13:11	Robinson 1 run (Ingram run) (9-74, 4:27)	8-16				
SEA	4	2:40	Lynch 31 run (Hauschka kick) (4-62, 1:11)	8-23				
NO	4	0:26	Colston 9 pass from Brees (S. Graham kick) (9-80, 2:14)	15-23				

	NO	SEA
Total First Downs	25	13
Total Net Yards	404	277
Rushes-Yards	26-108	35-174
Net Yards Passing	296	103
Passing (A-C-I)	43-24-0	18-9-0
Sacked-Yards	1-8	3-0
Punts-Average	4-38.8	6-36.7
Fumbles-Lost	2-1	0-0
Penalties-Yards Lost	8-69	6-52
Time of Possession	30:30	29:30

RUSHING

NO: Robinson 13-57, 1 TD; Ingram 10-49; Sproles 3-2
SEA: Lynch 28-140, 2 TDs; Wilson 3-16; Turbin 3-9; Harvin 1-9

PASSING

NO: Brees 43-24-0, 304 yards, 1 TD
SEA: Wilson 18-9-0, 103 yards

RECEIVING

NO: Colston 11-139, 1 TD; Sproles 5-32; Meachem 2-69; Moore 2-20; Hill 1-23; Robinson 1-13; J. Graham 1-8; Watson 1-0
SEA: Harvin 3-21; Baldwin 2-30; Kearse 1-25; Tate 1-13; Miller 1-11; Lynch 1-3

POSTSEASON GAME SUMMARIES

SAINTS • 31 CAROLINA PANTHERS • 26

NFC Wild Card Playoff (Jan. 7, 2018) - Mercedes-Benz Superdome (73,186)

In the team's first playoff game in New Orleans since the 2011 season, the Saints jumped out to a 21-6 second quarter lead before holding on for the 31-26 Wild Card victory. After both teams failed to score on their first two possessions, QB **Drew Brees** completed an 80-yard pass to WR **Ted Ginn Jr.** In between two Panthers field goals, the Saints extended the lead to 21-6 on a nine-yard TD pass to TE **Josh Hill** and a one-yard TD run by FB **Zach Line**, but the Panthers got within 12 at the end of the half with a 58-yard **Graham Gano** kick. In the third quarter, the clubs traded field goals. Carolina pulled to 24-19 on a 14-yard TD pass from QB **Cam Newton** to TE **Greg Olsen**. But Brees led the Saints on a five-play, 62-yard drive with a two-yard TD run by RB **Alvin Kamara**. Behind 31-26, Panthers S **Mike Adams** picked off Brees with 1:51 left, but a sack by S **Vonn Bell** on fourth and 23 sealed the win.

Carolina Panthers		0	9	3	14	26
New Orleans Saints		7	14	3	7	31
Team	Q Time	Play Description (Extra Point) (Drive Info)				V-H
NO	1 1:46	Ginn 80 pass from Brees (Lutz kick) (2-80, 0:18)				0-7
CAR	2 14:12	Gano 27 FG (6-66, 2:34)				3-7
NO	2 9:04	J. Hill 9 pass from Brees (Lutz kick) (9-75, 5:08)				3-14
CAR	2 2:47	Gano 39 FG (12-54, 6:17)				6-14
NO	2 0:43	Line 1 run (Lutz kick) (8-75, 2:04)				6-21
CAR	2 0:00	Gano 58 FG (5-35, 0:43)				9-21
CAR	3 10:58	Gano 29 FG (9-64, 4:02)				12-21
NO	3 6:05	Lutz 57 FG (10-36, 4:53)				12-24
CAR	4 12:47	Olsen 14 pass from Newton (Gano kick) (8-68, 3:45)				19-24
NO	4 5:08	Kamara 2 run (Lutz kick) (5-62, 3:02)				19-31
CAR	4 4:09	McCaffrey 56 pass from Newton (Gano kick) (3-75, 0:59)				26-31

	CAR	NO
Total First Downs	24	21
Total Net Yards	413	410
Rushes-Yards	26-107	22-41
Net Yards Passing	306	369
Passing (A-C-I)	41-24-0	33-23-1
Sacked-Yards	4-43	1-7
Punts-Average	3-48.3	4-45.8
Fumbles-Lost	1-0	1-0
Penalties-Yards Lost	2-18	7-96
Time of Possession	33:49	26:11

RUSHING		PASSING		RECEIVING	
CAR: Stewart 11-51; Newton 8-37; McCaffrey 6-16; Whittaker 1-3		CAR: Newton 40-24-0, 349 yards, 2 TDs; Anderson 1-0-0, 0 yards		CAR: Olsen 8-107, 1 TD; McCaffrey 6-101, 1 TD; Funchess 4-79; Clay 3-32; Bersin 2-27; Dickson 1-3;	
NO: Kamara 10-23, 1 TD; Ingram 9-22; Line 1-1, 1 TD; Brees 1-(-1); Lewis 1-(-4)		NO: Brees 33-23-1, 376 yards, 2 TDs		NO: Thomas 8-131; Ginn 4-115, 1 TD; Coleman 4-44; J. Hill 3-49, 1 TD; Ingram 1-13; Kamara 1-10; Snead 1-7; Line 1-7	

MINNESOTA VIKINGS • 29 SAINTS • 24

NFC Divisional Playoff (Jan. 14, 2018) - U.S. Bank Stadium (66,612)

The Saints' resurgent season ended at U.S. Bank Stadium, as Vikings receiver **Stefon Diggs** scored on a 61-yard reception from quarterback **Case Keenum** as time expired. The play ended an inspired effort by New Orleans who rebounded from a 17-0 halftime deficit to take a 24-23 lead on a 43-yard field goal by **Wil Lutz**. Minnesota increased their lead to 17-0 in the second quarter on a one-yard rushing TD by **Latavius Murray**. The Saints charged back on two touchdown receptions by **Michael Thomas**. A 49-yard field goal by Vikings kicker **Kai Forbath** was answered by a 14-yard touchdown pass from **Drew Brees** to **Alvin Kamara** to give New Orleans a 21-20 lead with 3:01 left. The clubs traded field goals, but the late catch-and-run extinguished New Orleans' hopes.

New Orleans Saints		0	0	7	17	24
Minnesota Vikings		10	7	0	7	29
Team	Q Time	Play Description (Extra Point) (Drive Info)				V-H
MIN	1 9:45	McKinnon 14 run (Forbath kick) (8-55, 4:15)				0-7
MIN	1 4:42	Forbath 20 FG (7-79, 2:27)				0-10
MIN	2 9:58	Murray 1 run (Forbath kick) (12-58, 6:08)				0-17
NO	3 1:18	Thomas 14 pass from Brees (Lutz kick) (12-80, 6:40)				7-17
NO	4 13:09	Thomas 3 pass from Brees (Lutz kick) (6-30, 3:00)				14-17
NO	4 10:12	Forbath 49 FG (7-44, 2:57)				14-20
NO	4 3:01	Kamara 14 pass from Brees (Lutz kick) (4-40, 2:20)				21-20
MIN	4 1:29	Forbath 53 FG (9-40, 1:32)				21-23
NO	4 0:25	Lutz 43 FG (11-50, 1:04)				24-23
MIN	4 0:00	Diggs 61 pass from Keenum (run failed) (4-75, 0:25)				24-29

	NO	MIN
Total First Downs	23	24
Total Net Yards	358	403
Rushes-Yards	24-80	29-95
Net Yards Passing	278	308
Passing (A-C-I)	41-25-2	40-25-1
Sacked-Yards	2-16	2-10
Punts-Average	4-48.0	4-31.8
Fumbles-Lost	1-0	0-0
Penalties-Yards Lost	7-97	4-30
Time of Possession	26:43	33:17

RUSHING		PASSING		RECEIVING	
NO: Kamara 11-43; Ingram 10-25; Ginn 1-11; Brees 2-1		NO: Brees 40-25-2, 294 yards, 3 TD; Snead 1-0-0, 0 yards		NO: Ginn 8-72; Thomas 7-85, 2 TDs; Kamara 4-62, 1 TD; J. Hill 3-54; Snead 2-18; Ingram 1-3	
MIN: Murray 19-50, 1 TD; McKinnon 8-34, 1 TD; Ham 1-7; Keenum 1-4		MIN: Keenum 40-25-1, 318 yards, 1 TD		MIN: Diggs 6-137, 1 TD; Thielen 6-74; Rudolph 5-28; Wright 3-56; McKinnon 3-6; Murray 2-17	

ALL-TIME ROSTER

COACHES

Abramowicz, Danny – Xavier (Ohio)	1997-99	Johnson, Bill – Northwestern (La.) State	2009-16
Alexander, Hubbard – Tennessee State	2000-03	Johnson, Curtis – Idaho	2006-11, 16-
Allen, Dennis – Texas A&M	2006-10, 15-	Jones, Travis – Georgia	2008-12
Amadee, Lynn – Louisiana State	1973	Kennan, Larry – LaVerne	1995
April, Bobby – Nicholls State	1996-99	Khayat, Ed – Tulane	1967-70
Arians, Bruce – Virginia Tech	1996	Kiffin, Monte – Nebraska	1995
Atkins, Dave – Texas El Paso	1996, 2000-04	Knott, Ty – Oregon Tech	2003-05
Bailey, Adam – Louisville	2005-09	Kotite, Rich – Wagner	1977
Baker, Joe – Princeton	2000-04	Kromer, Aaron – Miami (Ohio)	2008-12
Banta, Bradford – Southern California	2017-18	Kuharich, Lary – Boston College	1998-99
Barnes, Billy Ray – Wake Forest	1969-70, 75	Kwan, Stan – San Diego State	2013-16
Beake, Chip – South Carolina	2001-05	Langsdorf, Danny – Linfield College	2002-04
Beake, John – Trenton State	1976-77	Ledbetter, Bob – Mississippi Industrial	1974-75
Beard, Ed – Tennessee	1978-80	Levra, John – Pittsburg State (Kan.)	1981-85
Biles, Ed – Miami (Ohio)	1969-70	Lewis, Greg – Illinois	2015
Bonamego, John – Central Michigan	2006-07, 2011	Lombardi, Joe – Air Force	2007-13, 16-
Boudreau, Paul – Boston College	1987-93	Mainord, Carlos – McMurray J.C.	1999
Brady, Joe – William & Mary	2017-18	Mallory, Mike – Michigan	2008-12
Brown, Greg – Texas El Paso	2002-05	Malone, Terry – Holy Cross	2006-14
Buchanan, Buck – Grambling State	1976-77	Marciano, Joe – Temple	1986-95
Bunting, John – North Carolina	2000	Marcus, Evan – Ithaca	2000-02
Byrd, Charles – Morehead State	2010-	Marrone, Doug – Syracuse	2006-08
Campbell, Dan – Texas A&M	2016-	Matsko, John – Kent State	1994-96
Campbell, Whitey – Miami (Fla.)	1976-80	Matuszak, Marv – Tulsa	1971-73
Capers, Dom – Mount Union	1986-91	Mauk, Carl – Southern Illinois	1982-85
Carmichael, Pete – Boston College	2006-	Mayeaux, Glenn – New Orleans	1996
Champion, Jim – Mississippi State	1971-72	McCarthy, Mike – Baker (Kan.)	2000-04
Cignetti, Frank Jr. – Indiana (Pa.)	2000-01	McGriff, Wesley – Savannah State	2013-15
Clancy, Sam – Pittsburgh	2000-03	McHan, Lamar – Arkansas	1974-75, 78, 84
Clements, Tom – Notre Dame	1997-99	McMahon, Greg – Eastern Illinois	2006-16
Corey, Walt – Miami	1997-99	Meyers, Bill – Stanford	1999
Cummings, Bob – Vanderbilt	1973-75	Miscigiano, John – Dickinson College	2003
Curry, Ronald – North Carolina	2016-	Mitchell, Jason – Rutgers	2014-16
Curtis, Andre – VMI	2012-14	Moore, Tom – Iowa	1997
Dalrymple, Dan – Miami (Ohio)	2006-	Mora, Jim E. – Occidental	1986-96
Davidson, Jeff – Ohio State	1996	Mora, Jim L. – Washington	1992-96
Del Rio, Jack – Southern California	1997-98	Morton, John – Western Michigan	2006, 2015-16
DeVan, Kyle – Oregon State	2015	Moss, Winston – Miami (Fla.)	2000-05
Dickson, George – Notre Dame	1967-68	Myers, Chip – Northwestern Oklahoma State	1994
Ditka, Mike – Pittsburgh	1997-99	Neal, Dan – Kentucky	1997-99
Doyle, Declan – Iowa	2019-	Neu, Mike – Ball State	2014-15
Ecklund, Brad – Oregon	1968-70	Nicolau, Nick – Southern Connecticut	1980
Elland, Henry – Fresno State	2012-14	Nielsen, Ryan – Southern California	2017-
Erkenbeck, Jim – San Diego State	1986	Nolan, Dick – Maryland	1977-80
Everest, Al – Southern Methodist	2000-05	Nolan, Mike – Oregon	2017-
Everest, Andy – Texas El Paso	1981-85	North, John – Vanderbilt	1973-75
Fangio, Vic – East Stroudsburg	1986-94	Nugent, Brendan – Catholic University of America	2015-
Faulkner, Jack – Miami (Ohio)	1967-69	Nunnely, Wayne – Nevada-Las Vegas	1995-96
Fears, Tom – UCLA	1967-70	O'Dea, Kevin – Lock Haven	2016-18
Flajole, Ken – Pacific Lutheran	2012	Oden, Tony – Baldwin-Wallace	2006-11
Franklin, Chet – Utah	1978-79	Orgeron, Ed – Northwestern (La.) State	2008
Galiano, Phil – Shippensburg University	2019-	Pagano, John – Mesa State (Colo.)	1996-97
Garrett, Jim – Utah State	1976-77	Palmieri, Jerry – Montclair State	2003
Garrett, Judd – Princeton	1997-99	Palcic, Bob – Dayton	2000-05
Gibbs, Gary – Oklahoma	2006-08	Paternostro, Russell – San Diego State	1981-96
Giunta, Peter – Northeastern	2016-	Paul, Markus – Syracuse	1998-99
Glenn, Aaron – Texas A&M	2016-	Payton, Sean – Eastern Illinois	2006-
Glick, Fred – Colorado State	1980	Pease, John – Utah	1986-95, 2004-05
Gullickson, Rock – Moorhead (Minn.) State	2000-05	Petry, Kevin – Louisiana State	2017
Haslett, Jim – Indiana (Pa.)	1995-96, 2000-05	Petty, Phil – Missouri	2000
Hatley, Mark – Oklahoma State	1985	Phillips, Jim (Red) – Auburn	1973-75
Hayes, Tom – Iowa	2006-07	Phillips, O.A. (Bum) – Stephen F. Austin	1981-85
Hefferle, Ernie – Duquesne	1975	Phillips, Wade – Houston	1981-85
Heinrich, Don – Washington	1969-70	Pratt, Tom – Miami	1978-80
Henry, Jack – Indiana (Pa.)	2000-05	Pyne, Jim – Virginia Tech	2005
Henshaw, George – West Virginia	2006-07	Riecke, Lou – Louisiana State	1980
Hewley, Wimp – Wyoming	1974-75	Richardson, Harold – Southern Methodist	1981-85
Hill, Bob – Jackson State	1978-79	Riley, Mike – Alabama	2002
Hill, King – Rice	1981-85	Rizzi, Darren – Rhode Island	2019-
Hobby, Marion – Clemson	2006-07	Roberts, J.D. – Oklahoma	1967-68, 71-73
Hodges, Michael – Texas A&M	2017-	Robinson, Jimmy – Georgia Tech	2004-05
Holman, Rodney – Tulane	1998-99	Robinson, Willy – Fresno State	2005
Hostler, Jim – Indiana (Pa.)	2001-02	Roland, Johnny – Missouri	2005
Hughes, Ed – Tulsa	1978-80	Roushar, Dan – Northern Illinois	2013-
Ingalls, Bret – Wichita State	2009-15	Roy, Alvin – Louisiana State	1976-77
Jackson, Harold – Jackson State	1997-99	Royer, Jim – Navy	1970-72
Jackson, Ricky – Pittsburgh	1998-99	Rutigliano, Sam – Tulsa	1976-77
James, Ned – New Mexico State	1998-99	Ryan, Rob – Southwestern Oklahoma State	2013-15

ALL-TIME ROSTER

Schonert, Turk – Stanford.....	2005	Venturi, Rick – Northwestern.....	1996-2005
Schwartz, Deuce – Union.....	2017-18	Vitt, Joe – Towson State.....	2006-16
Shaw, Bob – Ohio State.....	1967-68	Walters, Steve – Arkansas.....	1986-96
Shaw, Willie – New Mexico.....	1997	Warren, Frank – Auburn.....	1995
Sheppard, Mike – California Lutheran.....	2002-05	Wenning, Rob – Findlay.....	2010-
Sheridan, Carter – Florida A&M.....	2009-14	Westhoff, Mike – Wichita State.....	2017-18
Shipp, Ken – Middle Tennessee State.....	1971-72	White, Dixie – Texas Tech.....	1973
Shively, Doug – Kentucky.....	1974-76	Whitehead, Bud – Florida State.....	1971-75
Sidwell, Steve – Colorado.....	1986-94	Wiggin, Paul – Stanford.....	1978-79
Skipper, Jim – Whittier.....	1986-95	Wilhoite, Michael – Washburn.....	2019-
Smith, Carl – Cal Poly-San Luis Obispo.....	1986-96	Willis, James – Auburn.....	2015-16
Smith, Jerry – Wisconsin.....	1969-70	Williams, D.J. – Grambling State.....	2019-
Smith, Frank – Miami (Ohio).....	2010-14	Williams, Gregg – Northeast Missouri State.....	2009-11
Smith, Mark – North Carolina State.....	2004	Withers, Everett – Appalachian State.....	1994
Spagnuolo, Steve – Springfield.....	2012	Woick, Mike – Boston College.....	1997-99
Spencer, Joe – Oklahoma State.....	1981-85	Wood, Dick – Auburn.....	1976-77
Stanfel, Dick – San Francisco.....	1976-80, 97-98	Woodford, Mike – Arizona.....	2001
Stram, Hank – Purdue.....	1976-77	Yaralian, Zaven – Nebraska.....	1997-99
Tate, Charlie – Florida.....	1971	Young, Brian – Texas El Paso.....	2009-
Thomas, Joel – Idaho.....	2015-	Young, John Paul – Texas-El Paso.....	1981-85
Torrence, Leigh – Stanford.....	2016-	Yowarsky, Walt – Kentucky.....	1967-68
Trimble, Steve – Maryland.....	1995	Zapalac, Willie – Texas A&M.....	1981-85
Ungaro, Marcus – Washington State.....	2012-16	Zook, Ron – Miami (Ohio).....	2000-01
Van Zandt, Lance – Lamar.....	1981-84		

PLAYERS

Players who have spent at least one regular season or postseason game on the active roster.

A

42	Abdul-Quddus, Isa (S) – Fordham.....	2011-13
46	Abramowicz, Danny (WR) – Xavier (Ohio).....	1967-73
53	Absher, Dick (LB) – Maryland.....	1969-71
69	Ackerman, Tom (C/G) – Eastern Washington.....	1996-2001
40	Adams, Michael (DB) – Arkansas State.....	1987-88
61	Adams, Sam (G) – Prairie View A&M.....	1981
64	Adams, Scott (G) – Georgia.....	1994
27	Adams, Vashone (S) – Eastern Michigan.....	1997
24	Adkins, Margene (WR) – Wichita State.....	1972
50, 54	Aleaga, Ink (LB) – Washington.....	1997-99
69	Alexander, P.J. (T) – Syracuse.....	2003
30	Alexander, Vincent (FB) – Southern Mississippi.....	1987
65	Alleman, Andy (G) – Akron.....	2007
21	Allien, Eric (CB) – Arizona State.....	1995-97
66	Allien, Jack (OL) – Michigan State.....	2016
50	Allien, James (LB) – Oregon State.....	2002-05
99	Allien, Kenderick (DT) – Louisiana State.....	2003
88	Allien, RaShaun (TE) – Southern.....	2015
20	Allien, Terry (RB) – Clemson.....	2000
86	Alphin, Gerald (WR) – Kansas State.....	1990-91
43, 33	Ambrose, Ashley (CB) – Mississippi Valley State.....	1999, 2003-04
40	Amaya, Jonathon (S) – Nevada.....	2011
7	Andersen, Morten (K) – Michigan State.....	1982-94
71	Anderson, Dick (T) – Ohio State.....	1967
77	Anderson, Gary (G) – Stanford.....	1978
42	Anderson, James (LB) – Virginia Tech.....	2015
81	Anderson, Jesse (TE) – Mississippi State.....	1993
96	Andrus, Sheldon (DT) – Nicholls State.....	1986-87
50	Anthony, Stephone (LB) – Clemson.....	2015-17
22	Anthony, Tyrone (RB) – North Carolina.....	1984-85
47	Anzalone, Alex (LB) – Florida.....	2017-
25	Apple, Eli (CB) – Ohio State.....	2018-
60	Archibald, Ben (T) – Brigham Young.....	2005
72	Armstead, Terron (T) – Arkansas-Pine Bluff.....	2013-
85	Arnold, Dan (TE) – Wisconsin-Platteville.....	2018-
53	Aroux, Stanley (LB) – Wake Forest.....	2010
47	Arrington, Adrian (WR) – Michigan.....	2009-11
89	Asiodu, K.C. (LB) – Central Oklahoma.....	2010
49	Askson, Bert (TE) – Texas Southern.....	1973
45	Athas, Pete (S) – Tennessee.....	1976
81	Atkins, Doug (DE) – Tennessee.....	1967-69
28	Atkins, Gene (S) – Florida A&M.....	1987-93
47	Austin, Cliff (RB) – Brigham Young.....	1983
92	Ayodele, Remi (DT) – Oklahoma.....	2008-10

B

78	Backes, Tom (G) – Oklahoma.....	1993
27	Baker, Edwin (RB) – Michigan State.....	2014
86	Baker, Melvin (WR) – Michigan.....	1975
38	Baker, Tony (RB) – Iowa State.....	1968-71
36	Ball, Marcus (S) – Memphis.....	2014
37, 31	Banjo, Chris (S) – Southern Methodist.....	2016-
80	Banks, Gordon (WR) – Stanford.....	1980-81
24	Barclay, Chris (RB) – Wake Forest.....	2007
36	Barnes, Darian (FB) – Hampton.....	2008
51	Barnes, Derrick (LB) – Virginia.....	1997
69	Barnes, Khalif (OL) – Washington.....	2016
90	Barnes, Tavaris (DE) – Clemson.....	2015
10, 6	Barnhardt, Tommy (P) – North Carolina.....	1987, 89-94, 99
80	Barnwell, Malcolm (WR) – Virginia Union.....	1985
97	Barrington, Sam (LB) – South Florida.....	2016
32	Barrington, Tom (RB) – Ohio State.....	1967-70
88	Bass, Don (TE) – Houston.....	1982
24	Bates, Mario (RB) – Arizona State.....	1994-97
63	Baumgartner, Steve (DE) – Purdue.....	1973-77
85	Beasley, John (TE) – California.....	1973-74
19, 89	Bech, Brett (WR) – Louisiana State.....	1996-99
67	Becton, Nick (T) – Virginia Tech.....	2014
34	Bell, Carlos (TE) – Houston.....	1971
20	Bell, Joique (RB) – Wayne State.....	2011
40, 21	Bell, Mike (RB) – Arizona.....	2008-09
48, 24	Bell, Vonn (S) – Ohio State.....	2016-
20	Bellamy, Jay (S) – Rutgers.....	2001-07
40	Bender, Wes (FB) – Southern California.....	1997
7	Benjamin, Guy (QB) – Stanford.....	1980
63	Bennett, Barry (DE) – Concordia (Minn.).....	1978-81
91	Bennett, Monte (DT) – Kansas State.....	1981
83, 86	Benson, Cliff (TE) – Purdue.....	1987-88
65	Bentley, LeCharles (G/C) – Ohio State.....	2002-05
17	Berger, Mitch (P) – Colorado.....	2003-05
46	Betts, Ladell (LB) – Iowa.....	2010
47	Beverly, Dwight (RB) – Illinois.....	1987
59	Biegel, Vince (LB) – Wisconsin.....	2018-
99	Bighill, Adam (LB) – Central Washington.....	2017
18	Blake, Jeff (QB) – East Carolina.....	2000-01
10	Blanchard, Cary (K) – Oklahoma State.....	1992
16	Blanchard, Tom (P) – Oregon.....	1974-78
76	Board, Dwaine (DE) – North Carolina A&T.....	1988
57	Bockwoldt, Colby (LB) – Brigham Young.....	2004-05
77	Boeke, Jim (T) – Heidelberg.....	1968
23	Booker, Fred (CB) – Louisiana State.....	2005
56	Bordano, Chris (LB) – Southern Methodist.....	1998-99
50	Bordelon, Ken (LB) – Louisiana State.....	1976-77, 79-82
25	Bosarge, Wade (DB) – Tulsa.....	1977

ALL-TIME ROSTER

86	Botkin, Kirk (TE) – Arkansas	1994-95	97	Charleston, Jeff (DE) – Idaho State	2008-11	
4	Bouman, Todd (QB) – St. Cloud State	2003-05	92	Chase, Martin (DT) – Oklahoma	2000-02	
77	Boyarsky, Jerry (DB) – Pittsburgh	1981	33	Chatman, Jesse (RB) – Eastern Washington	2005	
21	Boyd, Greg (S) – Arizona	1974	37, 30	Cherry, Je'Rod (DB) – California	1996-99	
36	Boykin, Greg (RB) – Northwestern	1977	85	Childs, Henry (TE) – Kansas State	1974-80	
69	Boykin, McKinley (DT) – Mississippi	2007	51	Childs, Ron (LB) – Washington State	1995	
35	Branch, Jamaal (RB) – Colgate	2006-07	13	Cipa, Larry (QB) – Michigan	1974-75	
95	Brannon, Robert (DE) – Arkansas	1987	71	Clancy, Kendrick (DT) – Mississippi	2007-09	
40	Breaux, Delvin (CB) – None	2015-16	64	Clapp, Will (G/C) – Louisiana State	2018	
9	Brees, Drew (QB) – Purdue	2006	75	Clark, Bruce (DE) – Penn State	1982-88	
8	Brenner, Hoby (TE) – Southern California	1981-93	54	Clark, Danny (LB) – Illinois	2006, 10	
82	Brewer, Johnny (LB) – Mississippi	1968-70	78	Clark, Kelvin (G) – Nebraska	1982-85	
5	Bridgewater, Teddy (QB) – Louisville	2018	89	Clark, Robert (WR) – North Carolina Central	1987-88	
10	Brien, Doug (K) – California	1995-2000	29	Clark, Vinnie (CB) – Ohio State	1994	
67	Brock, Stan (T) – Colorado	1980-92	51, 50	Clarke, Phil (LB) – Pittsburgh	1999-2001	
90	Bromley, Jay (DT) – Syracuse	2018	42	Clay, Willie (S) – Georgia Tech	1999	
2	Brooks, Aaron (QB) – Virginia	2000-05	85	Clelland, Cameron (TE) – Washington	1998-99, 2001	
99	Broughton, Willie (DT) – Miami (Fla.)	1995-96	56	Clemons, Charlie (LB) – Georgia	2000-02	
96	Brown, Alex (DE) – Florida	2010	15	Cobbs Jr., Simmie (WR) – Indiana	2018	
36	Brown, Bob (TE) – Alcorn State	1972-73	66	Cody, Bill (LB) – Auburn	1967-70	
71	Brown, Charles (T) – Southern California	2010-13	4	Cofer, Mike (K) – North Carolina State	1987	
22	Brown, Charlie (RB) – Missouri	1967-68	86	Colchico, Dan (DE) – San Jose State	1969	
24, 21, 20	Brown, Derek (RB) – Nebraska	1993-96	16	Coleman, Brandon (WR) – Rutgers	2014-17	
35	Brown, Fakhir (CB) – Grambling State	2002-05	55	Coleman, Don (LB) – Michigan	1974-75	
70	Brown, Jammal (T) – Oklahoma	2005-09	29	Coleman, Kurt (S) – Ohio State	2018	
27	Brown, Ray (S) – West Texas A&M	1978-80	45	Collins, Jed (FB) – Washington State	2011-13	
39	Browner, Brandon (CB) – Oregon State	2015	13	Collins, Kerry (QB) – Penn State	1998	
11	Brunell, Mark (QB) – Washington	2008-09	43	Collins, Larry (RB) – Texas A&M-Kingsville	1980	
92	Bryant, Tony (DE) – Florida State	2003-05	59	Colman, Wayne (LB) – Temple	1969-74, 76	
16	Buck, Mike (QB) – Maine	1990-93	12	Colston, Marques (WR) – Hofstra	2006-15	
26	Buck, Vince (DB) – Central State (Ohio)	1990-95	66	Commisskey, Chuck (G) – Mississippi	1986-88	
29	Bullocks, Josh (S) – Nebraska	2005-08	83	Connell, Albert (WR) – Texas A&M	2001	
77	Bunkley, Brodrick (DT/NT) – Florida State	2012-14	58	Conner, Darion (LB) – Jackson State	1994	
36	Burchfield, Don (TE) – Ball State	1971	70	Contz, Bill (T) – Penn State	1986-88	
83	Burke, Vern (TE) – Oregon State	1967	85	Conwell, Ernie (TE) – Washington	2003-06	
55	Burkett, Jackie (LB) – Auburn	1967-70	41	Cook, Toi (CB) – Stanford	1987-93	
11	Burns, Ed (QB) – Nebraska	1978-80	10	Cooks, Brandin (WR) – Oregon State	2014-16	
16	Burris, Bo (S) – Houston	1967-69	57	Coombs, Larry (C) – Idaho	1980	
0	Burroughs, Ken (WR) – Texas Southern	1970	97	Cooper, Josh (DE) – Mississippi	2006-07	
80	Burton, Larry (WR) – Purdue	1975-77	71	Cooper, Richard (T) – Tennessee	1990-95	
25	Bush, Rafael (S) – South Carolina State	2012-15, 2017	18	Copper, Terrance (WR) – East Carolina	2006-08	
75	Bush, Reggie (RB) – Southern California	2006-10	79	Cordileone, Lou (DT) – Clemson	1967-68	
24	Bushrod, Jermon (T) – Towson	2007-12, 2018	44	Cordill, Olie (P) – Memphis	1969	
59	Bussey, Nate (LB) – Illinois	2011	47	Cortez, Bruce (CB) – Parsons	1967	
38	Butler, Bill (RB) – Kansas State	1972-74	37	Cota, Chad (S) – Oregon	1998	
3	Butler, Skip (K) – Texas-Arlington	1971	39	Covington, John (S) – Notre Dame	1995	
45	Byrd, Israel (CB) – Utah State	1993-95	51	Cox, Bryan (LB) – Western Illinois	2002	
31	Byrd, Jairus (S) – Oregon	2014-16	21	Craft, Jason (CB) – Colorado State	2004-08	
C				75	Crangle, Mike (DE) – Tennessee-Martin	1972
39, 38	Cadet, Travaris (RB) – Appalachian State	2012-16	46, 20	Craver, Aaron (RB) – San Diego State	1998-99	
39	Calhoun, Taveze (CB) – Mississippi State	2016	55	Craver, Keyuo (CB) – Nebraska	2002-03	
5	Callahan, Joe (QB) – Wesley	2016	44	Crawley, Ken (CB) – Colorado	2016	
17	Camarillo, Greg (WR) – Stanford	2012	51	Creech, Bob (LB) – Texas Christian	1973	
35	Campbell, Earl (RB) – Texas	1984-85	51	Crist, Chuck (S) – Penn State	1975-77	
73	Campbell, Joe (DE) – Maryland	1977-80	51	Croom, Sylvester (C) – Alabama	1975	
80	Campbell, Mark (TE) – Michigan	2006-08	51	Crosby, Ron (LB) – Penn State	1978	
59	Campen, James (C/G) – Tulane	1987-88	4	Cundiff, Billy (K) – Drake	2006	
4	Canfield, Sean (QB) – Oregon State	2010-11	60	Cunningham, Carl (LB) – Houston	1971	
35	Canty, Chris (CB) – Kansas State	2000	15	Cuzzo, Gary (QB) – Virginia	1967	
D				69	Dalton, Oakley (DT) – Jackson State	1977
51	Capone, Warren (LB) – Louisiana State	1976	92	Daniel, Chase (QB) – Missouri	2009-12, 2017	
3	Carney, John (K) – Notre Dame	2001-06, 2009-10	92	Davenport, Marcus (DE) – Texas-San Antonio	2018	
80	Carr, Austin (WR) – Northwestern	2017	42	David, Jason (CB) – Washington State	2007-08	
40	Carr, Chris (CB) – Boise State	2013	76	Davidson, Jeff (T) – Ohio State	1994	
65	Carr, Tom (DE) – Morgan State	1968	20	Davis, A.J. (CB) – Jacksonville State	2012	
74	Carroll, Herman (DE) – Mississippi State	1994	30	Davis, Akeem (S) – Memphis	2015	
55	Carroll, Travis (LB) – Florida	2002-03	15	Davis, Bob (QB) – Virginia	1973	
80	Carroll, Wesley (WR) – Miami (Fla.)	1991-92	86	Davis, Dave (WR) – Tennessee State	1974	
21	Carter, Dale (CB) – Tennessee	2002-03	56	Davis, Demario (LB) – Arkansas State	2018	
65	Carter, David (C) – Western Kentucky	1984-85	36	Davis, Dick (RB) – Nebraska	1970	
32	Carter, Ki-Jana (RB) – Penn State	2003-04	53	Davis, Don (LB) – Kansas	1996-98	
41	Carter, Tim (CB) – Tulane	2001	73	Davis, Isaac (G) – Arkansas	1997	
37	Carter, Tony (CB) – Florida State	2015	63	Davis, Norman (G) – Grambling State	1969	
52	Casillas, Jonathan (LB) – Wisconsin	2009, 2011-12	73	Davis, Ted (LB) – Georgia Tech	1967-69	
23	Cassady, Craig (DB) – Ohio State	1977	52	Davis, Todd (ILB) – Sacramento State	2014	
86	Caster, Rich (TE) – Jackson State	1981	95	Davis, Travis (DT) – Michigan State	1990	
51	Chambers, Rusty (LB) – Tulane	1975-76	47	Davis, Travis (S) – Notre Dame	1995	
89	Chandler, Wes (WR) – Florida	1978-81	28	Davis, Troy (RB) – Iowa State	1997-99	
24	Chapman, Clarence (CB) – Eastern Michigan	1976-80				
89	Chapman, Gil (WR) – Michigan	1975				

ALL-TIME ROSTER

95	Davison, Tyler (DT) – Fresno State	2015-18	71	Fersen, Paul (T) – Georgia	1973-74
86	Dawkins, Sean (WR) – California	1998	28	Fichtner, Ross (S) – Purdue	1968
81	Dawsey, Lawrence (WR) – Florida State	1999	4	Fields, Brandon (P) – Michigan State	2015
26	Dawsey, Stacey (WR) – Indiana	1987	26	Fields, Jitter (PR) – Texas	1984
55	Dawson, Keyunta (OLB) – Texas Tech	2013	55	Fields, Mark (LB) – Washington State	1995-2000
95	Deaderick, Brandon (NT/DE) – Alabama	2014	11	Fife, Jason (QB) – Oregon	2006
55	DeForest, Joe (LB) – Louisiana-Lafayette	1987	69	Fifer, Bill (G) – West Texas A&M	1978
47	DeGrenier, Jack (RB) – Texas-Arlington	1974	56	Fincher, Alfred (LB) – Connecticut	2005-07
60	de la Puente, Brian (C) – California	2011-13	44	Fink, Mike (CB) – Missouri	1973
50	Del Rio, Jack (LB) – Southern California	1985-86	63	Finnie, Roger (T) – Florida A&M	1979
9, 12	Delhomme, Jake (QB) – Louisiana-Lafayette	1998-2002	55	Flanigan, Jim (LB) – Pittsburgh	1971
39	Deloatch, Curtis (CB) – North Carolina A&T	2006	82	Fleener, Coby (TE) – Stanford	2016-17
19	Dempsy, Tom (K) – Palomar (Calif.) College	1969-70	3	Flynn, Matt (QB) – Louisiana State	2015
87	DeRamus, Lee (WR) – Wisconsin	1995-96	52	Fokou, Moise (LB) – Maryland	2014
32	DeRatt, Jim (DB) – North Carolina	1975	71	Folau, Spencer (T/G) – Idaho	2002-04
79	Derby, Glenn (T) – Wisconsin	1989-90	62	Fontenot, Jerry (C) – Texas A&M	1997-2003
51	Didion, John (LB/C) – Oregon State	1971-74	5	Forbath, Kai (K) – UCIA	2015
80	Dinkins, Darnell (TE) – Pittsburgh	2009	92	Ford, Henry (DT) – Arkansas	2003
20	Dixon, Brian (CB) – Northwest Missouri State	2014-16	28	Ford, James (RB) – Texas Southern	1971-72
56	Dixon, Ernest (LB) – South Carolina	1994-97	52	Forde, Brian (LB) – Washington State	1988-91
95	Dixon, Ronnie (DT) – Cincinnati	1993	97	Foster, Glenn (DE) – Illinois	2013-14
66	Dobler, Conrad (G) – Wyoming	1978-79	11	Fourcade, John (QB) – Mississippi	1987-90
25	Dodd, Al (WR) – Northwestern State	1969-71	53	Fourcade, Keith (LB) – Mississippi	1987
72	Dombrowski, Jim (G/T) – Virginia	1986-96	43	Fowler, Bobby (FB) – Louisiana Tech	1984-85
86	Donovan, Tom (WR) – Penn State	1980	37	Frampton, Eric (S) – Washington State	2013
88	Dorris, Andy (DE) – New Mexico State	1973-76	99	Franklin, Aubrayo (DT) – Tennessee	2011
21	Douglas, John (CB) – Texas Southern	1967-68	59	Franklin, Jerry (LB) – Arkansas	2014
95	Douglas, Marques (DE) – Howard	2000	80	Franklin, P.J. (WR) – Tulane	1999
10	Douglass, Bobby (QB) – Kansas	1976-77	37	Franz, Todd (S) – Tulsa	2000
86, 80	Dowdell, Marcus (WR) – Tennessee State	1992-93	51	Fraser, Jim (P) – Wisconsin	1968
22	Draford, Tyrone (CB) – Virginia Tech	1998-99	32	Frazier, Paul (RB) – Northwestern State	1989
47	Drescher, Justin (LS) – Colorado	2010-16	31, 37	Frederick, Terrence (CB) – Texas A&M	2013-14
83	Duckett, Kenny (WR) – Wake Forest	1982-85	55	Freeman, Reggie (LB) – Florida State	1993
95	Dumbauld, Jonathan (DE) – Kentucky	1986-88	55	Freemy, Jonathan (LB) – Rutgers	2017
56, 54	Dunbar, Jo-Lonn (LB) – Boston College	2008-11, 15	15	Fritsch, Tony (K) – None	1982
86	Dunbar, Jubilee (WR) – Southern	1973	55	Fujita, Scott (LB) – California	2006-09
63	Dunbar, Karl (DE) – Louisiana State	1993	11	Fuller, Corey (WR) – Virginia Tech	2016
32	Dunbar, Vaughn (RB) – Indiana	1992, 94-95	24	Fuller, Johnny (S) – Lamar	1973-75
10, 15	Durkee, Charlie (K) – Oklahoma State	1967-68, 71-72	77	Fullington, John (OL) – Washington State	2017
47	Dusenberry, Bill (RB) – Johnson C. Smith	1970	72	Fultz, Mike (DT) – Nebraska	1977-80

E

89	Early, Quinn (WR) – Iowa	1991-95
91, 58	Edabali, Kasim (DE/LB) – Boston College	2014-17
36	Eckel, Kyle (FB) – Navy	2009
63	Edelman, Brad (G) – Missouri	1982-89
83	Edwards, Kelvin (WR) – Liberty	1986
33	Edmunds, Trey (RB) – Maryland	2017
59	Elberle, Dannel (LB) – Georgia	2015-16
64	Elliott, Ted (DT) – Minn. State-Mankato	1987
99	Elliott, Tony (DT) – North Texas	1982-88
98	Ellis, Sedrick (DT) – Southern California	2008-12
52	Emanuel, Frank (LB) – Tennessee	1970
79	Epps, Tony (DT) – Memphis	1995
14	Enxleben, Russell (K/P) – Texas	1979-83
84	Estes, Lawrence (DE) – Alcorn State	1970-71
71	Eulls, Kaleb (DT) – Mississippi State	2015
59	Evans, Chuck (LB) – Stanford	1980-81
44	Evans, Heath (FB) – Auburn	2009-10
73	Evans, Jahri (G) – Bloomsburg	2006-16
54	Evans, Troy (LB) – Cincinnati	2007-09
17	Everett, Jim (QB) – Purdue	1994-96

F

10	Fagan, Julian (P) – Mississippi	1970-72
52	Faine, Jeff (C) – Notre Dame	2006-07
90	Fairley, Nick (DT) – Auburn	2016
44	Farasopoulos, Chris (S) – Brigham Young	1974
56	Farber, Hap (LB) – Mississippi	1970
87	Farquhar, John (TE) – Duke	1997-98
38	Fassitt, Greg (CB) – Grambling State	2009
96	Faulkner, Jeff (DE) – Southern	1993
58	Federspiel Joe (LB) – Kentucky	1972-80
42	Feehey, Travis (LB) – Washington	2016
9	Feller, Happy (K) – Texas	1972-73
20	Felton, Eric (CB) – Texas Tech	1978-80
27, 48	Fenderson, James (RB) – Hawaii	2001-03
22	Fenerity, Gill (RB) – Holy Cross	1990-91
56	Ferguson, Jim (LB) – Southern California	1968

G

46	Gajan, Hokie (FB) – Louisiana State	1982-85
34	Galbreath, Tony (RB) – Missouri	1976-80
93	Galette, Junior (DE/OLB) – Stillman	2010-14
62, 60, 46, 86	Gammon, Kendall (C) – Pittsburg State	1996-99
72	Gandy, Wayne (T) – Auburn	2003-05
62	Garcia, Jim (DE) – Purdue	1967
88	Gardner, Talman (WR) – Florida State	2003-04
80	Garrett, Len (TE) – New Mexico Highlands	1973-75
20	Gary, Russell (S) – Nebraska	1981-86
90	Gay, Randall (CB) – Louisiana State	2008-10
27	Geathers, James (DE) – Wichita State	1984-89
60	George, Teairius (DE) – Kansas State	2008
85	Ghent, Ronnie (TE) – Louisville	2007
15	Gibbs, Donnie (P) – Texas Christian	1974
27	Gibson, Antonio (SS) – Cincinnati	1986-89, 92
77	Gilbert, Daren (T) – Cal State-Fullerton	1985-88
42, 41	Gilliam, John (WR) – South Carolina State	1967-68, 77
25	Gillislee, Mike (RB) – Florida	2018
89	Gilmore, John (TE) – Penn State	2011
19	Ginn Jr., Ted (TE) – Ohio State	2017
37	Giordano, Matt (S) – California	2010
37	Gleason, Steve (S) – Washington State	2000-06
31	Glenn, Aaron (CB) – Texas A&M	2008
29	Glenn, Vencie (S) – Indiana State	1991
82	Glover, Andrew (TE) – Grambling State	2000
97	Glover, La'Roi (DT) – San Diego State	1997-2001
91	Goff, Robert "Pig" (DT) – Auburn	1990-95
77	Goich, Dan (DT) – California	1971
88	Goodlow, Eugene (WR) – Kansas State	1983-86
39	Goodson, Demetri (CB) – Baylor	2018
76, 55	Goodwin, Jonathan (C) – Michigan	2006-10, 2014
82	Gottschalk, Darren (TE) – Cal Lutheran	1987
82	Gowin, Toby (P) – North Texas	2000-02
7	Graham, Ben (P) – Deakin	2008
89	Graham, Daniel (TE) – Colorado	2012
80	Graham, Jimmy (TE) – Miami (Fla.)	2010-14
3	Graham, Shayne (K) – Virginia Tech	2013-14
17	Graham, T.J. (WR) – North Carolina State	2015

ALL-TIME ROSTER

1	Gramatica, Martin (K) – Kansas State.....	2007-08	88	Hastings, Andre (WR) – Georgia.....	1997-99
40	Granger, Hoyle (RB) – Mississippi State.....	1971	70, 74	Haverdink, Kevin (T) – Western Michigan.....	1989-91
94	Grant, Charles (DE) – Georgia.....	2002-09	80	Havriliak, Sam (WR) – Bucknell.....	1974
58	Grant, Cie (LB) – Ohio State.....	2003-04	57	Hawthorne, David (LB) – Texas Christian.....	2012-15
74	Gray, Cecil (T) – North Carolina.....	1993	36	Hawthorne, Michael (CB) – Purdue.....	2000-03
21	Gray, David (DB) – East Los Angeles JC.....	1979	29	Hayes, Billie (CB) – San Diego State.....	1972
48	Gray, J.T. (DB) – Mississippi State.....	2018	89	Hayes, Mercury (WR) – Michigan.....	1996-97
33	Gray, Kevin (DB) – Eastern Illinois.....	1982	92	Haynes, James (LB) – Mississippi Valley State.....	1984-89
72	Gray, Leon (T) – Jackson State.....	1982-83	81	Haynes, Michael (WR) – Northern Arizona.....	1994-96
37	Gray, Mel (RB) – Purdue.....	1986-88	97	Haynes, Michael (DE) – Penn State.....	2006
18	Grayson, Garrett (QB) – Colorado State.....	2015	49	Hazelton, Major (DB) – Florida A&M.....	1970
79	Greco, John (G) – Toledo.....	2017	3	Hebert, Bobby (QB) – Northwestern State.....	1985-89, 91-92
45	Green, Arthur (RB) – Albany State.....	1972	59	Heeney, Ben (LB) – Kansas.....	2017
77	Green, Chaz (G/T) – Florida.....	2018	26	Heidel, Jimmy (S) – Mississippi.....	1967
95	Green, Howard (DT) – Louisiana State.....	2003-04	19	Henderson, Devery (WR) – Louisiana State.....	2004-12
85	Green, Paul (TE) – Southern California.....	1996	20	Henderson, Othello (S) – UCLA.....	1993-94
53	Green, Sammy (LB) – Florida.....	1980	91	Hendrickson, Trey (DE) – Florida Atlantic.....	2017
10	Green, Skyler (WR) – Louisiana State.....	2008	65	Henry, Ricky (G) – Nebraska.....	2012
23	Green, Victor (S) – Akron.....	2003	87	Herrmann, Don (WR) – Waynesburg.....	1975-77
38	Greer, Donovan (CB) – Texas A&M.....	1997	54	Herring, Will (LB) – Auburn.....	2011-13
32, 33	Greer, Jabari (CB) – Tennessee.....	2009-13	84	Hester, Jim (TE) – North Dakota.....	1967-69
74	Gregory, Ted (DT) – Syracuse.....	1988	64	Hester, Ray (LB) – Tulane.....	1971-73
35	Gresham, Bob (RB) – West Virginia.....	1971-72	23	Hewitt, Chris (S) – Cincinnati.....	1997-99
45	Griffin, Garrett (TE) – Air Force.....	2017	45, 34	Heyward, Craig (FB) – Pittsburgh.....	1988-92
4	Griffin, Ryan (CB) – Tulane.....	2013-14	76	Hicks, Akiem (DT/DE) – Regina (Sask.).....	2012-15
28	Grice, DeJuan (CB) – Nebraska.....	2006	81	Higgins, Michael (TE) – Nebraska-Omaha.....	2011-12
78	Grooms, Elois (DE) – Tennessee Tech.....	1975-81	34	Hightower, Tim (RB) – Richmond.....	2015-16
40	Gros, Earl (RB) – Louisiana State.....	1970	62	Hilgenberg, Jay (C) – Iowa.....	1993
56	Gross, Lee (C) – Auburn.....	1975-77	61	Hilgenberg, Joel (C/G) – Iowa.....	1984-93
86	Groth, Jeff (WR) – Bowling Green.....	1981-85	62	Hill, John (C) – Lehigh.....	1975-84
66	Grubbs, Ben (G) – Auburn.....	2012-14	89	Hill, Josh (TE) – Idaho State.....	2013
18	Guess, Terry (WR) – Gardner-Webb.....	1996	87	Hill, Lonzell (WR) – Washington.....	1987-90
84	Guliford, Eric (WR) – Arizona State.....	1997-98	8	Hill, Randal (WR) – Miami (Fla.).....	1997
56	Gunn, Mark (DE) – Pittsburgh.....	1994	7	Hill, Taysom (QB) – Brigham Young.....	2017
98	Gwacham, Obum (DE) – Oregon State.....	2015-16	40, 21	Hilliard, Dalton (RB) – Louisiana State.....	1986-93
62	Gwinn, Ross (G) – Northwestern State.....	1968	76	Hills, Keno (G/T) – Louisiana-Lafayette.....	1996-99
			76	Hills, Tony (T) – Texas.....	2015-16
			81, 86	Hilton, Zachary (TE) – North Carolina.....	2003-05
			78	Hines, Glen Ray (T) – Arkansas.....	1971-72
81	Hakim, Az-Zahir (WR) – San Diego State.....	2005	24	Hoage, Terry (DB) – Georgia.....	1984-85
18	Hakim, Saalim (WR) – Tarleton State.....	2012	53	Hobbs, Billy (LB) – Texas A&M.....	1972
79	Halapin, Mike (G) – Pittsburgh.....	1999	80	Hobbs, Daryl (WR) – Pacific.....	1997
35	Hall, Korey (FB) – Boise State.....	2011	12	Hobert, Billy Joe (QB) – Washington.....	1997-99
81, 89	Hall, Lamont (TE) – Clemson.....	2000-02, 2004-05	2	Hocker, Zach (K) – Arkansas.....	2015
86	Hall, Tom (WR) – Minnesota.....	1967	98	Hodge, Milford (DE) – Washington State.....	1986
56	Hall, Willie (LB) – Southern California.....	1972-73	52	Hodge, Sedrick (LB) – North Carolina.....	2001-05
83	Hamilton, Andy (WR) – Louisiana State.....	1975	56, 50	Hodges, Gerald (LB) – Penn State.....	2017
30	Hamilton, Lynell (RB) – San Diego State.....	2008-09	14	Hodson, Tom (QB) – Louisiana State.....	1995-96
96	Hamilton IV, Woodrow (DT) – Mississippi.....	2017	57	Holden, Curtis (LB) – Washington State.....	2001
70, 96	Hamiter, Uhuru (DL) – Delaware State.....	1998-99	70	Holden, Sam (T) – Grambling State.....	1971
99	Hand, Norman (DT) – Mississippi.....	2000-02	61	Holland, Montrae (G) – Florida State.....	2003-06
98	Hanna, Jim (DT) – Louisville.....	1994	18	Hollas, Hugo (S) – Rice.....	1970-72
10	Hansen, Brian (P) – Sioux Falls.....	1984-88	51	Holloway, Stan (LB) – California.....	1980
98	Haralson, Parys (OLB) – Tennessee.....	2013-14	45	Holmes, Jack (RB) – Texas Southern.....	1978-82
34	Hardee, Justin (DB) – Illinois.....	2017	21	Holt, Terrence (S) – North Carolina State.....	2008
28	Harding, Greg (DB) – Nicholls State.....	1984	87	Horn, Joe (WR) – Itawamba (Miss.) JC.....	2000-06
87	Hardy, Larry (TE) – Jackson State.....	1978-85	84	Hoomanawanui, Michael (TE) – Illinois.....	2015, 2017
14	Hargett, Edd (QB) – Texas A&M.....	1969-72	28	Hoskins, Derrick (S) – Southern Mississippi.....	1996
69	Hargrove, Anthony (DL) – Georgia Tech.....	2009-10	47	Houser, Kevin (LS) – Ohio State.....	2000-08
80	Harper, Alvin (WR) – Tennessee.....	1997	68	Housman, Walter (T/G) – Upsala.....	1987
28	Harper, Deveron (S) – Notre Dame.....	2003-04	93	Howard, Darren (DE) – Kansas State.....	2000-05
13	Harper, Rod (WR) – Murray State.....	2009	29	Howard, Gene (CB) – Langston.....	1968-70
41	Harper, Roman (S) – Alabama.....	2006-13, 2016	35	Howard, Reggie (CB) – Memphis.....	2000
3	Harrington, Joey (QB) – Oregon.....	2008	20	Howell, Delles (CB) – Grambling State.....	1970-72
30	Harris, Bill (RB) – Colorado.....	1971	52	Huard, John (LB) – Maine.....	1971
79, 76	Harris, Bryce (T) – Fresno State.....	2012-14, 2017	70	Hubbard, Dave (T) – Brigham Young.....	1977
36, 26	Harris, Corey (CB) – North Alabama.....	1999-2000	69	Hudson, Nat (G) – Georgia.....	1981
21	Harris, DeVante (CB) – Texas A&M.....	2016	92	Hughes III, John (DT) – Cincinnati.....	2017
30	Harris, Erik (DB) – California (Pa.).....	2016	54	Hughes, Pat (LB) – Boston.....	1977-79
80	Harris, Herbert (WR) – Lamar.....	1986-87	33	Hughes, Tyone (CB) – Nebraska.....	1993-96
82	Harris, Ike (WR) – Iowa State.....	1978-81	54, 53	Humber, Ramon (LB) – North Dakota State.....	2010-15
92	Harris, Orion (DT) – Miami (Fla.).....	2007	84	Humphrey, Tony (TE) – Central Michigan.....	2009-11
86	Harris, Rod (WR) – Texas A&M.....	1989	76	Hunt, Kevin (T) – Doane.....	1978
86	Harrison, Victor (WR) – North Carolina.....	1987	97	Hunt, Phillip (DE) – Houston.....	2015
88	Hart, Ben (S) – Oklahoma.....	1967	60	Hunt, Robert (G) – Virginia.....	1999
72	Hart, Jeff (T) – Oregon State.....	1976	32	Hunter, Earnest (RB) – Southeast Oklahoma.....	1996
53	Hart, Tommy (DE) – Morris Brown.....	1980	48	Hunter, Kendall (RB) – Oklahoma State.....	2015
5	Hartley, Garrett (K) – Oklahoma.....	2008-13	28	Hurley, Bill (DB) – Syracuse.....	1982-83
67	Harvey, George (G) – Kansas.....	1967	88	Hyatt, Fred (WR) – Auburn.....	1973
52	Harvey, Richard Jr. (LB) – Tulane.....	1995-97			
26	Harvey, Richard Sr. (DB) – Jackson State.....	1971			

H

ALL-TIME ROSTER

I

47	Ingram, Jake (LS) – Hawaii.....	2010
28, 22	Ingram II, Mark (RB) – Alabama.....	2011-18
12	Ingram, Kevin (DB) – East Carolina.....	1987
27	Irvin, Ken (CB) – Memphis.....	2002
82	Ismail, Qadry (WR) – Syracuse.....	1998
21	Israel, Steve (CB) – Pittsburgh.....	2001
29	Ivory, Chris (RB) – Tiffin.....	2010-12

J

30	Jackson, Ernie (CB) – Duke.....	1972-77
41	Jackson, Grady (DT) – Knoxville.....	2002-03
47	Jackson, Greg (S) – Louisiana State.....	1996
58	Jackson, Jonathan (LB) – Oregon State.....	2001
57	Jackson, Rickey (LB) – Pittsburgh.....	1981-93
88	Jackson, Willie (WR) – Florida.....	2000-01
52	Jacobs, Harry (LB) – Bradley.....	1970
64	Jacob, Kendyl (G/C) – Kansas State.....	2002-05
22	Jakes, Van (CB) – Kent State.....	1986-88
50	James, Philip (C) – Southern.....	1987
33	Jean-Baptiste, Stanley (CB) – Nebraska.....	2014
43	Jean-Batiste, Garland (FB) – Louisiana State.....	1987
80	Jeffries, Haywood (WR) – North Carolina State.....	1996
96	Jeffries, Dameian (DE) – Alabama.....	1995
92	Jenkins, John (NT/DT) – Georgia.....	2013-16
27	Jenkins, Malcolm (CB/S) – Ohio State.....	2009-13
72	Jenkins, Trezelle (T) – Michigan.....	1997
36	Jennings, Stanford (RB) – Furman.....	1991
68	Jetton, Paul (G) – Texas.....	1992-93
19	Johnson, Alonzo (WR) – Central State (Ohio).....	1998
35	Johnson, Austin (FB) – Tennessee.....	2014-15
22	Johnson, Benny (CB) – Johnson C. Smith.....	1976
34	Johnson, Bobby (DB) – Texas.....	1983-84, 86
77	Johnson, Carl (G) – Nebraska.....	1972-73
90	Johnson, George (DE) – Rutgers.....	2017
6	Johnson, Dirk (P) – Northern Colorado.....	2002
21	Johnson, Earl (CB) – South Carolina.....	1985
82	Johnson, Eric (TE) – Yale.....	2007
58	Johnson, J.R. (LB) – Syracuse.....	2002
94	Johnson, Joe (DE) – Louisville.....	1994-98, 2000-01
50	Johnson, John (LB) – Clemson.....	1995
45	Johnson, Nate (RB) – Texas Southern.....	1987
59	Johnson, Rufus (OLB) – Tarleton State.....	2013
96	Johnson, Tom (DE/DT) – Southern Mississippi.....	2011-13
86	Johnson, Tony (TE) – Alabama.....	1996-98
95	Johnson, Trevor (DE) – Nebraska.....	2006
80	Johnson, Tyrone (WR) – Western State (Colo.).....	1994
29	Johnson, Udra (RB) – West Virginia.....	1989
53	Johnson, Vaughan (LB) – North Carolina State.....	1986-93
90	Johnson, Walter (LB) – Louisiana Tech.....	1989
36	Jones, Andrew (RB) – Washington State.....	1975-76
58	Jones, Brian (LB) – Texas.....	1995-96, 98
19	Jones, Charlie (WR) – Fresno State.....	2000
74	Jones, Clarence (T) – Maryland.....	1996-98
30	Jones, Don (S) – Arkansas State.....	2015
53	Jones, Donta (LB) – Nebraska.....	2000
95, 92	Jones, Ernest (DE) – Oregon.....	1995-98
29	Jones, Herana-Daze (S) – Indiana.....	2009
89	Jones, Jamal (WR) – North Carolina A&T.....	2006
59	Jones, J.J. (LB) – Arkansas.....	2002
78	Jones, Jerry (T) – Bowling Green.....	1967-69
21	Jones, Julius (RB) – Notre Dame.....	2010
32	Jones, Kim (FB) – Colorado State.....	1976-79
86, 89	Jones, Mike (WR) – Tennessee State.....	1986-87, 89
20	Jones, Ray (DB) – Southern.....	1973
27	Jones, Reginald (CB) – Memphis.....	1991-94
15	Jones, Seantavius (WR) – Valdosta State.....	2014-15
27	Jones, Selwyn (CB) – Colorado State.....	1994
34	Jones, Tebucky (S) – Syracuse.....	2003-04
23	Jordan, Buford (FB) – McNeese State.....	1986-92
94	Jordan, Cameron (DE) – California.....	2011
45	Jordan, Jimmy (RB) – Florida.....	1967
45	Joseph, Keith (RB) – Texas A&M.....	2006

K

43	Kaesviharn, Kevin (S) – Augustana (S.D.).....	2007-08
41	Kamara, Alvin (RB) – Tennessee.....	2017
71	Kaplan, Ken (T) – New Hampshire.....	1987

44	Karney, Mike (FB) – Arizona State.....	2004-08
2	Kasay, John (K) – Georgia.....	2011
46	Kearney, Jim (S) – Prairie View A&M.....	1976
28	Keaton, Curtis (RB) – James Madison.....	2002
78	Keim, Mike (T) – Brigham Young.....	1991
65	Kelemete, Senio (C/G) – Washington.....	2014-17
30	Kelley, Les (RB) – Alabama.....	1967-69
87	Kelly, Mike (TE) – Davidson.....	1973
33, 24, 44, 27	Kelly, Rob (S) – Ohio State.....	1997-2000
5	Kemp, Florian (K) – Pennsylvania.....	1987
60	Kennard, Derek (G) – Nevada.....	1991-93
82	Kennison, Eddie (WR) – Louisiana State.....	1999
49	Keo, Shiloh (S) – Idaho.....	2016
44	Kikaha, Hau'oli (LB/DE) – Washington.....	2015, 2017
17	Kilmer, Billy (QB) – UCLA.....	1967-70
45	Kimbrough, Elbert (S) – Northwestern.....	1968
61	King, Ed (G) – Auburn.....	1995-97
75	King, Mitch (DT) – Iowa.....	2011
53	Kingree, Rick (LB) – Tulane.....	1973-78
18	Kirkwood, Keith (WR) – Temple.....	2018
53	Klein, A.J. (LB) – Iowa State.....	2017
68	Kline, Alan (T) – Ohio State.....	1994-95
58	Knafel, Greg (TE) – Notre Dame.....	1983
53	Knight, Roger (LB) – Wisconsin.....	2001-04
29	Knight, Sammy (S) – Southern California.....	1997-2002
78	Knight, Shawn (DE) – Brigham Young.....	1987
58	Knox, Kyle (LB) – Fresno State.....	2013-14
66	Knowles, David (T) – Indiana.....	1977
55	Kohlbrand, Joe (LB) – Miami (Fla.).....	1985-89
43	Kopay, Dave (LB) – Washington.....	1971
60	Korte, Steve (G) – Arkansas.....	1983-90
52	Kovach, Jim (LB) – Kentucky.....	1979-85
89	Kramer, Kent (TE) – Minnesota.....	1967
9	Kramer, Tommy (QB) – Rice.....	1990
50	Kreutz, Olin (C) – Washington.....	2011
21	Krimm, John (S) – Notre Dame.....	1982
99	Kruger, Paul (DE) – Utah.....	2016
29	Kuhn, John (FB) – Shippensburg.....	2016-17
50	Kupp, Jake (G) – Washington.....	1967-75
67	Kuziel, Bob (C) – Pittsburgh.....	1972
57	Kyle, Jason (LS) – Arizona State.....	2009-10

L

64	Lafary, Dave (T) – Purdue.....	1977-85
39	LaGrand, Morris (RB) – Tampa.....	1975
96	Lake, Antwan (DT) – West Virginia.....	2006-08
19	Lampman, Jake (WR) – Ferris State.....	2016
96	Langford, Kendall (DL) – Hampton.....	2017
67	LaPorta, Phil (T) – Penn State.....	1974-75
36	Lasco, Daniel (RB) – California.....	2016-17
23	Lattimore, Marshon (CB) – Ohio State.....	2017
12	Laufenberg, Babe (QB) – Indiana.....	1986
53	Laurinaitis, James (LB) – Ohio State.....	2016
82	Lawrie, Nate (TE) – Yale.....	2005-06
39	Lawson, Odell (RB) – Langston.....	1973-74
58	Leach, Scott (LB) – Ohio State.....	1987
74	Leach, William (G/T) – North Carolina State.....	1987
48	Leach, Vonta (RB) – East Carolina.....	2006
60	Leckey, Nick (C) – Kansas State.....	2009
11	Lee, Bivian (CB) – Prairie View.....	1971-75
39	Lee, Carl (DB) – Marshall.....	1994
32	Lee, Mark (CB) – Washington.....	1991
43	Legette, Tyrone (CB) – Nebraska.....	1992-95
62	Leggett, Brad (C) – Southern California.....	1990-91
72	Leggett, Earl (DT) – Louisiana State.....	1967-68
35	Lehan, Michael (CB) – Minnesota.....	2008
68	Lehr, Matt (C/G) – Virginia Tech.....	2008
75, 95	Leisle, Rodney (DT) – UCLA.....	2004-06, 09
68	Letlito, Tim (G/C) – Grand Valley State.....	2013-16
52	Lemon, Mike (LB) – Kansas.....	1975
40	Leonard, Brian (RB) – Rutgers.....	2014
61	LeRibeus, Josh (G) – Southern Methodist.....	2017-18
89	Lewis, Derrick (WR) – San Diego State.....	2002-03
93	Lewis, Gary (DT) – Oklahoma State.....	1983
22	Lewis, Gary (RB) – Arizona State.....	1970
28, 21	Lewis, Keenan (CB) – Oregon State.....	2013-15
24	Lewis, Marvin (RB) – Tulane.....	1982
84	Lewis, Michael (WR) – None.....	2001-06
98	Lewis, Reggie (DE) – San Diego State.....	1982-84
29	Lewis, Rodney (CB) – Nebraska.....	1982-84

ALL-TIME ROSTER

87, 11	Lewis, TommyLee (WR) – Northern Illinois	2016-18	93	Martin, Wayne (DE/DT) – Arkansas	1989-99
3	Leybold, John (K) – None	1978	86	Martini, Rich (WR) – Cal-Davis	1981
78	Linden, Errol (T) – Houston	1969-70	40	Massey, Robert (CB) – North Carolina Central	1989-90
54	Lindsey, Dale (LB) – Western Kentucky	1973	23	Mathis, Kevin (CB) – Texas A&M-Commerce	2000-01
7	Linhart, Toni (K) – Austria Tech	1972	56	Mathis, Reggie (LB) – Oklahoma	1979-80
42	Line, Zach (FB) – Southern Methodist	2017-	35	Matthews, Henry (RB) – Michigan State	1973
86	Lipps, Louis (WR) – Southern Mississippi	1992	37	Maulet, Arthur (CB) – Memphis	2017-18
20, 21	Little, Earl (DB) – Miami (Fla.)	1998-99	64	Maurer, Andy (G) – Oregon	1974
48	Livingston, Andy (RB) – Phoenix (Ariz.) College	1969-70	56	Mauri, Michael (LB) – Penn State	2015-17
61	Loberg, Greg (G/T) – California	1987	84	Mauri, Rich (WR) – Penn State	1977-80, 82-83
70	Loewen, Mitchell (DL) – Arkansas	2017-18	39	Maxie, Brett (S) – Texas Southern	1985-93
50	Lofton, Curtis (LB) – Oklahoma	2012-14	28	Maxson, Alvin (RB) – Southern Methodist	1974-76
0	Logan, Obert (S) – Trinity	1967	75	Mayberry, Jermaine (G) – Texas A&M Kingsville	2005
2	Lohmiller, Chip (K) – Minnesota	1995	22	Mayes, Michael (CB) – Louisiana State	1989
89	Long, Dave (DE) – Iowa	1969-72	36	Mayes, Rueben (RB) – Washington State	1986-88, 90
26	Looney, Joe (DN) – Oklahoma	1969	17	Meachem, Robert (WR) – Tennessee	2007-11, 13-14
34	Lorick, Tony (RB) – Arizona State	1968-69	5	Mehlhoff, Taylor (K) – Wisconsin	2008
41	Lorig, Eric (FB) – Stanford	2014	80	Meier, Shad (TE) – Kansas State	2005
78	Lucas, Cornelius (T) – Kansas State	2018	51, 53	Melton, Terrence (LB) – Rice	2004-06
46	Lumpkin, Sean (S) – Minnesota	1992-96	81	Meredith, Cameron (WR) – Illinois State	2018
88	Lusk, Hendrick (TE) – Utah	1996	19	Merkens, Guido (QB/WR/DB) – Sam Houston State	1980-85
3	Lutz, Will (K) – Georgia State	2016-	57	Merlo, Jim (LB) – Stanford	1973-74, 76-79
43	Lyons, Dicky (S) – Kentucky	1970	71	Merrill, Casey (DT) – Cal-Davis	1986

Mc

25, 26, 30	McAfee, Fred (RB) – Mississippi College	1991-93, 2000-06	54	Middleton, Rick (LB) – Ohio State	1974-75
29	McAllister, Chris (CB) – Arizona	2009	10	Mike-Mayer, Steve (K) – Maryland	1978
26	McAllister, Deuce (RB) – Mississippi	2001-09	83	Miller, Billy (TE) – Southern California	2006-08
90	McBride, Turk (DE) – Tennessee	2011-12	67	Miller, Bubba (C/G) – Tennessee	2002
57	McGair, Chris (LB) – California	2016	84	Miller, Junior (TE) – Nebraska	1984
36	McCall, Don (RB) – Southern California	1967-68, 70	69	Miller, Les (DT) – Fort Hays State	1991-94
29	McCauley, Marcus (CB) – Fresno State	2009	80	Miller, Mike (WR) – Tennessee	1985
19	McClard, Bill (K) – Arkansas	1973-75	51	Mills, Sam (LB) – Montclair State	1986-94
13, 44	McCleskey, J.J. (WR/S) – Tennessee	1993-96	40	Milne, Brian (FB) – Penn State	2000
67	McCollum, Andy (G) – Toledo	1994-98	32	Minor, Lincoln (RB) – New Mexico State	1973
71, 75	McCormick, Dave (T) – Louisiana State	1967-68	88	Mitchell, Derrell (WR) – Texas Tech	1994
7	McCown, Luke (QB) – Louisiana Tech	2013-16	83	Mitchell, Johnny (TE) – Nebraska	2001
51	McCoy, Larry (LB) – Lamar	1987	94	Mitchell, Kawika (LB) – South Florida	2010
59	McCoy, Matt (LB) – San Diego State	2007	50	Mitchell, Keith (LB) – Texas A&M	1997-01
44	McCrary, Fred (FB) – Mississippi State	1997	50	Mitchell, Kevin (LB) – Syracuse	1998-1999
93	McCray, Bobby (DE) – Florida	2008-09	40	Mitchell, Marvin (LB) – Tennessee	2007-10
80	McCullouch, Earl (WR) – Southern California	1974	40	Mitchell, Mel (S) – Western Kentucky	2002, 04-05
76	McDaniel, Tony (DT) – Tennessee	2017	98	Mohamed, Mike (LB) – California	2015
30	McDougale, Dexter (DB) – Maryland	2017	25	Molden, Alex (CB) – Oregon	1996-2000
36	McIntyre, Cory (RB) – West Virginia	2006	97	Monroe, Derrius (DE) – Virginia Tech	2002
19	McGarity, Wayne (WR) – Texas	2001	77	Montgomery, Marv (T) – Southern California	1976-77
18	McGeoghan, Phil (RB) – Maine	2003	24	Montgomery, Monty (S) – Houston	2004
47	McGill, Ralph (S) – Tulsa	1978-79	76	Moore, Doug (DE) – Whittier	1971-72
77	McGlynn, Mike (G) – Pittsburgh	2015	74	Moore, Derland (DT) – Oklahoma	1973-85
76	McGuire, Gene (C) – Notre Dame	1992	95	Moore, Eric (DE) – Florida State	2006
92	McIntosh, Toddrick (DE) – Florida State	1995	32	Moore, Jerald (RB) – Oklahoma	2000
43, 34	McKenzie, Mike (CB) – Memphis	2004-09	25	Moore, Jerry (S) – Arkansas	1973-74
97	McKinley, Alvin (DT) – Mississippi State	2008	16	Moore, Lance (WR) – Toledo	2005-13
42	McKinnon, Ronald (LB) – North Alabama	2005	21	Moore, Reynaud (CB) – UCLA	1971
42	McLemore, Dana (DB) – Hawaii	1986	24	Moore, Sterling (CB) – Southern Methodist	2016-17
29	McMillan, Mark (CB) – Alabama	1996	73	Mooring, John (T) – Tampa	1974
27	McNeill, Rod (RB) – Southern California	1974-75	13	Morgan, Joseph (WR) – Walsh	2012, 2014-15
12	McNeill, Tom (P) – Stephen F. Austin	1967-69	57	Morgan, Mike (LB) – Louisiana State	1969-70
5	McPherson, Adrian (QB) – Florida State	2005	77	Morris, Chris (T) – Indiana	1975
25	McQuay, Leon (RB) – Tampa	1976	76	Morrison, Don (T) – Texas-Arlington	1971-77
76	McQuistan, Pat (T) – Weber State	2011	35	Morse, Bobby (FB) – Michigan State	1989-91

M

47	Mack, Cedric (CB) – Baylor	1992-93	31	Murphy, Jerome (CB) – South Florida	2012
44	Mack, Elbert (CB) – Troy	2012	23	Murphy, Marcus (RB/RS) – Missouri	2015-16
24	Mack, Milton (CB) – Alcorn State	1987-91	22	Muster, Brad (FB) – Stanford	1993-94
36	Mailei, Marcus (FB) – Weber State	2009	37	Myers, Tommy (S) – Syracuse	1972-81
86	Manhertz, Chris (TE) – Canisius	2016	55	Myles, DeShone (LB) – Nevada	2001
8	Manning, Archie (QB) – Mississippi	1971-75, 77-82			
91	Marchiol, Ken (LB) – Mesa State	1987			
2	Mare, Orlando (K) – Syracuse	2007			
7	Marrone, Doug (G) – Syracuse	1989			
40	Marsalis, Jim (S) – Tennessee State	1977	65	Naeole, Chris (G) – Colorado	1997-01
15	Marshall, Brandon (WR) – Central Florida	2018	55	Nairne, Rob (LB) – Oregon	1981-83
23	Marshall, James (DB) – Jackson State	1980	23, 22	Neal, Lorenzo (FB) – Fresno State	1993-96
59	Martin, Chris (LB) – Auburn	1986	87, 68	Neal, Richard (DE) – Southern	1969-72, 78
22	Martin, D'Artagnan (CB) – Kentucky State	1971	36	Ned, Derrick (FB) – Grambling State	1993-95
84	Martin, Eric (WR) – Louisiana State	1985-93	67	Nelson, Jerico (S) – Arkansas	2012
10	Martin, Jamie (QB) – Weber State	2006-07	67	Nesbit, Jamar (G/T) – South Carolina	2004-09
			24	Nevett, Elijah (CB) – Clark Atlanta	1967-70

N

ALL-TIME ROSTER

64	Newkirk, Robert (DE) – Michigan State.....	1999
41	Newland, Bob (WR) – Oregon.....	1971-74
30	Newman, Anthony (S) – Oregon.....	1995-97
86	Newman, Patrick (WR) – Utah State.....	1991-93
78	Newsome, Billy (DE) – Grambling State.....	1973-74
31	Newsome, Richard (S) – Michigan State.....	2001
77	Newton, Derek (T) – Arkansas State.....	2018
38	Nicholson, Calvin (CB) – Oregon State.....	1989-91
77	Nicks, Carl (G) – Nebraska.....	2008-11
93, 79	Ninkovich, Rob (DE) – Purdue.....	2006, 2008
11	Ninowski, Jim (QB) – Michigan State.....	1969
33	Norris, Moran (FB) – Kansas.....	2001-02
60	Novitsky, Craig (C/T) – UCLA.....	1994-96
13	Nussmeier, Doug (QB) – Idaho.....	1994-97
36	Nyvall, Vic (RB) – Northwestern State.....	1970

O

2	O'Neal, Ken (TE) – Oklahoma State.....	1987
10	O'Neal, Steve (P) – Texas A&M.....	1973
14	O'Sullivan, J.T. (QB) – Cal-Davis.....	2002-04
29	Ogden, Ray (WR) – Alabama.....	1967
86	Ojo, Onome (WR) – Cal-Davis.....	2001
57	Okafor, Alex (DE) – Texas.....	2017-18
65	Ola, Michael (T) – Hampton.....	2018
28	Oldham, Chris (S) – Oregon.....	2000-01
70, 69	Olson, Eric (G/C) – Notre Dame.....	2011-12, 2014
93	Olymata, David (DT) – Manitoba (Canada).....	2016
45	Opurum, Toben (FB) – Kansas.....	2015
86	Ortega, Buck (TE) – Miami (Fla.).....	2008-09
35	Otis, Jim (RB) – Ohio State.....	1970
66	Oubre, Louis (G) – Oklahoma.....	1982-84
49	Owens, Artie (WR) – West Virginia.....	1980
30	Owens, Chris (CB) – San Jose State.....	2015
72	Owens, Joe (DE) – Alcorn State.....	1971-75
86	Owens, John (TE) – Notre Dame.....	2006-07
83	Owens, Tinker (WR) – Oklahoma.....	1976, 78-80

P

35	Pahukoa, Shane (S) – Washington.....	1995
4	Pakulak, Glenn (P) – Kentucky.....	2008
3	Palko, Tyler (QB) – Pittsburgh.....	2007
52	Palmer, Dick (LB) – Kentucky.....	1972-73
75	Palmer, Emile (DT) – Syracuse.....	1996
42, 88	Parker, Joel (WR) – Florida.....	1974-75, 77
96	Parker, Steve (DE) – Idaho.....	1980
83	Parks, Dave (TE) – Texas Tech.....	1968-72
58	Parry, David (DT) – Stanford.....	207
17	Partridge, Rick (P) – Utah.....	1979
40	Pathon, Jerome (WR) – Washington.....	2002-04
32	Patrick, Johnny (CB) – Louisville.....	2011-12
81	Patten, David (WR) – Western Carolina.....	2007-08
88	Pattison, Mark (WR) – Washington.....	1987-88
51	Paul, Whitney (LB) – Colorado.....	1982-85
75	Peat, Andrus (T/G) – Stanford.....	2015
53	Pellour, Scott (LB) – Washington State.....	1981-85
71	Perot, Petey (G) – Northwestern State.....	1985
80	Perriman, Brett (WR) – Miami (Fla.).....	1988-90
39	Perry, Darren (S) – Penn State.....	2000
32	Perry, Vernon (S) – Jackson State.....	1983
33	Perry, Wilmont (RB) – Livingstone.....	1998-99
28	Peterson, Adrian (RB) – Oklahoma.....	2017
79	Pettiti, Rob (T) – Pittsburgh.....	2006
45	Petry, Stan (CB) – Texas Christian.....	1991
34	Phillips, Jess (RB) – Michigan State.....	1973-74
86	Phillips, John (TE) – Virginia.....	2016-17
38	Phillips, Kenny (S) – Miami (Fla.).....	2015
43	Phillips, Kim (CB) – North Texas.....	1989
37	Philyaw, Dino (RB) – Oregon.....	1999
76	Pietrzak, Jim (C) – Eastern Michigan.....	1979-84
35	Pittman, David (CB) – Northwestern State.....	2008
75	Pittman, Julian (DT) – Florida State.....	1998
22	Pitts, Elijah (RB) – Philander Smith.....	1970
85	Poage, Ray (TE) – Texas.....	1967-70
25	Poe, Johnnie (CB) – Missouri.....	1981-87
82	Pollard, Bob (DE) – Weber State.....	1971-77
83	Poole, Keith (WR) – Arizona State.....	1997-2000
88	Poole, Nate (WR) – Marshall.....	2005
70	Port, Chris (G/T) – Duke.....	1991-95
59	Porter, Rufus (LB) – Southern.....	1995-96

Porter, Tracy (CB) – Indiana.....	2008-11
Powell, Marvin (FB) – Southern California.....	1999
Powell, Ronald (OLB) – Florida.....	2014
Preece, Steve (DB) – Oregon State.....	1969
Pressley, DeMario (DT) – North Carolina State.....	2009
Price, Alex (DT) – Alcorn State.....	1973-80
Price, Marcus (T) – Louisiana State.....	2000-01
Pringleau, Pierson (S) – Virginia Tech.....	2009-10
Proffitt, Joe (RB) – Louisiana-Monroe.....	1973
Prudhomme, Remi (G/C) – Louisiana State.....	1971-72
Pugh, Jordan (S) – Texas A&M.....	2013

R

47	Rackley, David (DB) – Texas Southern.....	1985
71	Ramczyk, Ryan (T) – Wisconsin.....	2017
21	Ramsey, Nate (S) – Indiana.....	1973
16	Ramsey, Steve (DB) – North Texas.....	1970
98	Rankins, Sheldon (DT) – Louisville.....	2016
86	Rasby, Walter (TE) – Wake Forest.....	2003
66	Rasley, Rocky (G) – Oregon State.....	1974
22	Ray, Ricky (CB) – Norfolk State.....	1979-80
21	Reaves, Ken (CB) – Norfolk State.....	1974
56	Rebowe, Rusty (LB) – Nicholls State.....	1978
58	Reddick, Kevin (LB) – North Carolina.....	2013
52	Redd, Glen (LB) – Brigham Young.....	1981, 83-86
86	Reed, Jack (WR) – Grambling State.....	2000, 02
60	Reese, Don (DE) – Jackson State.....	1978-80
39	Reis, Chris (S) – Georgia Tech.....	2007-10
75	Rengel, Mike (DT) – Hawaii.....	1969
76	Reyes, Tutan (T) – Mississippi.....	2000-02
84	Rhem, Steve (WR) – Minnesota.....	1994-95
1	Ricardo, Benny (K) – San Diego State.....	1980-81
55	Rice, Floyd (LB) – Alcorn State.....	1978
78	Richardson, Bobby (DE) – Indiana.....	2015
56	Richardson, Jay (OLB) – Ohio State.....	2013
75	Richey, Mike (T) – North Carolina.....	1970
84	Riley, Preston (WR) – Memphis.....	1973
66, 68	Riley, Victor (T) – Auburn.....	2002-04
14	Riordan, Tim (QB) – Temple.....	1987
77	Rissmiller, Ray (T) – Georgia.....	1967
82	Rivers, Marcellus (TE) – Oklahoma State.....	2006
83	Roaches, Carl (KR) – Texas A&M.....	1985
77	Roaf, William (T) – Louisiana Tech.....	1993, 2001
95	Robbins, Austin (DT) – North Carolina.....	1996-99
27	Roberts, Walt (WR) – San Jose State.....	1967
52	Robertson, Craig (LB) – North Texas.....	2016
32	Robinson, Josh (DB) – Central Florida.....	2018
29	Robinson, Khiry (RB) – West Texas A&M.....	2013-15
34, 21	Robinson, Patrick (CB) – Florida State.....	2010-14, 18
70	Robinson, Craig (T) – Houston.....	1972-73
47	Robinson, Virgil (LB) – Grambling State.....	1971-72
70, 68	Robinson, William (T) – San Diego State.....	2011-12
15	Roby, Courtney (WR) – Indiana.....	2008-12
34	Rodenberger, Jeff (FB) – Maryland.....	1987
59	Rodgers, Derrick (LB) – Arizona State.....	2003-04
54	Roe, Bill (LB) – Colorado.....	1987
38	Rogers, George (RB) – South Carolina.....	1981-84
41	Rogers, Jimmy (RB) – Oklahoma.....	1980-84
92	Rogers, Shaun (DT) – Texas.....	2011
26	Rogers, Steve (RB) – Louisiana State.....	1975
75	Rollins, Baron (G) – Louisiana Tech.....	1994
46	Rose, George (CB) – Auburn.....	1967
58	Ross, Scott (LB) – Southern California.....	1991
78	Roth, Tom (C/G) – Southern Illinois.....	1994
70	Rourke, Jim (T) – Boston College.....	1985
54	Roussel, Tom (LB) – Southern Mississippi.....	1971-72
76	Rowe, Dave (DT) – Penn State.....	1967-70
3	Royals, Mark (P) – Appalachian State.....	1997-98
56	Ruff, Orlando (LB) – Furman.....	2003-04
55	Ruud, Barrett (LB) – Nebraska.....	2012
89	Ryan, Sean (TE) – Boston College.....	2008
54	Ryzek, Paul (C) – Virginia.....	1981

S

99	Sagapolutele, Pio (DT) – San Diego State.....	1997
68	Saindon, Pat (G) – Vanderbilt.....	1986
73	Sandeman, Bill (T) – Pacific.....	1967
74	Sanderson, Scott (G/T) – Washington State.....	2001-02
38, 33	Sanford, Jamarca (S) – Mississippi.....	2014-15

ALL-TIME ROSTER

51	Saul, Bill (LB) – Penn State	1969	68	Stieve, Terry (G) – Wisconsin	1976-77
18	Saunders, Jalen (WR) – Oklahoma	2014	84	Stills, Kenny (WR) – Oklahoma	2013-14
93, 95	Savage, Josh (DE) – Utah	2007-08	78	Stinchcomb, Jon (T) – Georgia	2003-04, 06-10
85	Savoie, Nicky (TE) – Louisiana State	1997	55	Stincin, Tom (LB) – Michigan	1972
83	Scales, Greg (TE) – Wake Forest	1988-91	71	Stokes, Fred (DE) – Georgia Southern	1996
21	Scarpati, Joe (DB) – North Carolina State	1970	52	Stonebreaker, Mike (LB) – Notre Dame	1994
24	Scott, Bryan (S) – Penn State	2006	37	Stonebreaker, Steve (LB) – Detroit	1967-68
63	Schmidt, Roy (G) – Long Beach State	1967-68	23	Stoutmire, Omar (S) – Fresno State	2006
40	Schmidt, Terry (CB) – Ball State	1974-75	49	Stowers, Tommie (TE) – Missouri	1992-93
65	Schreiber, Adam (G) – Texas	1985	33	Strachan, Mike (RB) – Iowa State	1975-80
33	Schultz, Randy (RB) – Northern Iowa	1967-68	58	Strand, Eli (G) – Iowa State	1967
71	Schumacher, Kurt (G) – Ohio State	1975-77	64	Strief, Zach (T) – Northwestern	2006-17
48	Schwartz, Don (S) – Washington State	1978-80	42	Strong, Jim (RB) – Houston	1971-72
60	Schweda, Brian (DE) – Kansas	1967-68	41	Strong, William (CB) – North Carolina State	1995-96
74	Scifres, Steve (T) – Wyoming	1999	54	Stupar, Nate (LB) – Penn State	2016-17
12	Scott, Bobby (QB) – Tennessee	1973-82	73	Sturm, Jerry (T/C) – Illinois	1967-70
80	Scott, Lindsay (WR) – Georgia	1982-85	68	Sturt, Fred (G) – Bowling Green	1978-81
87	Scott, Malcolm (TE) – Louisiana State	1987	97	Sullivan, Johnathan (DT) – Georgia	2003-05
84	Seal, Paul (TE) – Michigan	1974-76	43	Sunseri, Vinnie (S) – Alabama	2014
37	Seamster, Sammy (CB) – Middle Tennessee State	2015	60	Sutherland, Doug (G) – Wisconsin-Superior	1970
63	Setterstrom, Chad (G) – Northern Iowa	2004-06	20	Sutton, Jon (CB) – New Mexico	1987
66	Seymour, Ryan (G) – Vanderbilt	2015	29	Sutton, Reggie (CB) – Miami (Fla.)	1987-88
28	Shabazz, Sideeq (S) – New Mexico State	2005	27	Swann, Damian (CB) – Georgia	2015
58	Shanle, Scott (LB) – Nebraska	2006-12	14	Sweetan, Karl (DB) – Wake Forest	1968
42	Sharper, Darren (S) – William & Mary	2009-10	38	Sweeting, Rod (CB) – Georgia Tech	2013
30	Shaw, Bob (WR) – Winston-Salem State	1970	56	Swilling, Pat (LB) – Georgia Tech	1986-92
76	Shaw, Rickie (T) – North Carolina	1993	79	Swinney, Clovis (DT) – Arkansas State	1970
89	Shepard, Derrick (WR) – Oklahoma	1989	69	Swoopes, Pat (DT) – Mississippi State	1987-89
67	Shinners, John (G) – Xavier (Ohio)	1969-71	15	Szaro, Rich (K) – Harvard	1975-78
88	Shockey, Jeremy (TE) – Miami (Fla.)	2008-10	88	Szymakowski, Dave (WR) – West Texas A&M	1968
5	Shuler, Heath (QB) – Tennessee	1997-98			
28	Shy, Don (RB) – San Diego State	1969			
71	Siglar, Ricky (T) – San Jose State	1997-98			
51	Simmons, Brian (LB) – North Carolina	2007	72	Talbert, Don (T) – Texas	1969-70
53	Simmons, Dave (LB) – Georgia Tech	1967	14	Tanner, Andy (WR) – Midwestern State	2013
25	Simmons, Jerry (WR) – Bethune-Cookman	1967	55	Tapp, Darryl (DE) – Virginia Tech	2016
96	Simmons, Michael (DE) – Mississippi State	1989-90	15	Tate, Brandon (WR) – North Carolina	2018
53	Simoneau, Mark (LB) – Kansas State	2006-08	22	Taylor, Derrick (S) – North Carolina State	1987
54	Simonini, Ed (LB) – Texas A&M	1982	71	Taylor, James (T) – Missouri	1978-81
79	Slaughter, Chuck (T) – South Carolina	1982	31	Taylor, Jim (RB) – Louisiana State	1967
53	Slaughter, T.J. (LB) – Southern Mississippi	2005	29	Taylor, Keith (S) – Illinois	1992-93
88, 84	Sloan, David (TE) – New Mexico	2002-03	77	Taylor, Mike (T) – Southern California	1969-70
81, 84	Slutzker, Scott (TE) – Iowa	1998-99	65	Tennant, Matt (C/G) – Boston College	2010-11
83	Small, Torrance (WR) – Alcorn State	1992-96	51	Te'o, Manti (LB) – Notre Dame	2017-18
99	Smeenge, Joel (DE/LB) – Western Michigan	1990-94	78	Terrell, Darryl (T) – Southern Mississippi	1999-2001
32	Smith, Antowain (RB) – Houston	2005	50	Terry, Corey (LB) – Tennessee	2000
91	Smith, Brady (DE) – Colorado State	1996-99	86	Thaxton, James (TE) – Tennessee State	1976-77
30	Smith, Cedric (FB) – Florida	1991	53	Therezie, Robenson (S) – Auburn	2016
54	Smith, Darrin (LB) – Miami (Fla.)	2000-04	28	Thomas, Anthony (RB) – Michigan	2005
24	Smith, Dwight (S) – Akron	2005	23	Thomas, Charlie (KR) – Tennessee State	1975
82	Smith, Irv (TE) – Notre Dame	1993-97	85	Thomas, Curtland (WR) – Missouri	1987
90	Smith, Kenny (DT) – Alabama	2001-04	85	Thomas, David (TE) – Texas	2009-12
36, 26	Smith, Lamar (RB) – Houston	1998-99, 2003	22	Thomas, Fred (CB) – Tennessee-Martin	2000-07
66	Smith, Royce (G) – Georgia	1972-73	79	Thomas, Henry (G) – Texas State	1987
99	Smith, Shaun (DT) – South Carolina	2004	99	Thomas, Hollis (DT) – Northern Illinois	2006-08
44	Smith, Terrelle (FB) – Arizona State	2000-03	89	Thomas, Joe (WR) – Mississippi Valley State	1987
10	Smith, Tre'Ouan (WR) – Central Florida	2018	33	Thomas, Joey (CB) – Montana State	2005
52	Smith, Vinson (LB) – East Carolina	1998-99	14	Thomas, Levon (WR) – Georgia Tech	2005
91	Smith, Will (DE) – Ohio State	2004-12	13	Thomas, Michael (WR) – Ohio State	2016
83	Snead IV, Willie (WR) – Ball State	2015-17	23	Thomas, Pierre (RB) – Illinois	2007-14
33	Sobemehin, Olaniyi (FB) – Portland State	2008	17	Thomas, Speedy (WR) – Utah	1973-74
11	South, Ronnie Lee (QB) – Arkansas	1968	89	Thompson, Aundra (WR) – Texas A&M Commerce	1981-82
33	Spears, Ernest (S) – Southern California	1990	37	Thompson, Bennie (S) – Grambling	1989-91
37	Spencer, Jimmy (CB) – Florida	1992-95	27	Thompson, Bobby (S) – Arizona	1969
29	Spencer, Maurice (CB) – North Carolina Central	1974-76, 78	65	Thompson, Dave (T) – Clemson	1974-75
96	Spicer, Paul (DE) – Saginaw Valley State	2009	96	Thorp, Don (DT) – Illinois	1984
28	Spillier, C.J. (RB) – Clemson	2015-16	33	Thurman, Junior (DB) – Southern California	1987
47	Spivey, Mike (CB) – Colorado	1980-81	82	Tice, John (TE) – Maryland	1983-92
43	Sproles, Darren (RB) – Kansas State	2011-13	74	Tilleman, Mike (DT) – Montana	1967-70
16	Stabler, Ken (QB) – Alabama	1982-84	71	Tillman, Faddie (DT) – Boise State	1972
89	Stachelski, Dave (TE) – Boise State	2000-01	11, 14	Todd, Richard (QB) – Alabama	1984-85
83	Stallworth, Donte (WR) – Tennessee	2002-05	54	Toles, Alvin (LB) – Tennessee	1985-88
76	Stallworth, Taylor (DT) – South Carolina	2002-05	11	Tolliver, Billy Joe (DB) – Texas Tech	1998-2000
90	Stanley, Israel (TE) – Arizona State	1995	63	Tom, Cameron (C) – Southern Mississippi	2017
72	Stanley, Montavious (DT) – Louisville	2008	90	Tomich, Jared (DE) – Nebraska	1997-2000
32	Stauch, Scott (RB) – UCLA	1981	88	Tonick, Nick (WR) – Wisconsin	2013-14
27	Stecker, Aaron (RB) – Western Illinois	2004-08	24	Torrence, Leigh (CB) – Stanford	2008-11
27	Stemnick, Greg (CB) – Colorado State	1983	32	Toussaint, Darrell (DB) – Northwestern State	1987
22	Stevens, Howard (RB) – Louisville	1973-74	71	Townes, Willie (DE) – Tulsa	1970
26	Stewart, Jimmy (S) – Tulsa	1977	65	Trapilo, Steve (G) – Boston College	1987-90, 92
87	Stickles, Monty (TE) – Notre Dame	1968	57	Trusnick, Jason (LB) – Ohio Northern	2016



ALL-TIME ROSTER

54	Tubbs, Winfred (LB) – Texas	1994-97	66	Wickert, Tom (G) – Washington State	1975-76
58	Tuipala, Joe (LB) – San Diego State	1999	49	Wicks, Bob (WR) – Utah State	1974
26	Tullis, Willie (CB) – Troy State	1985-86	47	Wilcox, Josh (TE) – Oregon	1998-99
68	Turley, Kyle (G/T) – San Diego State	1998-2002	99	Wilkinson, Jimmy (DL) – Oklahoma	2010
97	Turnbull, Renaldo (DE/LB) – West Virginia	1990-96	94	Wilks, Jim (DE/DT) – San Diego State	1981-93
88	Turner, Floyd (WR) – Northwestern State	1989-93	82	Williams, Boo (TE) – Arkansas	2001-04
78	Turner, Landon (OL) – North Carolina	2016	51	Williams, Brian (LB) – Southern California	2001
86	Twyner, Gunnard (WR) – Western Illinois	1997	88	Williams, Brooks (TE) – North Carolina	1978-81
42	Tyler, Toussaint (RB) – Washington	1981-82	61	Williams, Del (G) – Florida State	1967-73
U			90	Williams, James (LB) – Mississippi State	1990-94
62	Uhlenhake, Jeff (C) – Ohio State	1994-95	24	Williams, Joe (RB) – Wyoming	1972
60	Unger, Max (C) – Oregon	2015-18	45	Williams, John (FB) – Wisconsin	1986
V			27	Williams, Jonathan (RB) – Arkansas	2017-18
32	Vaccaro, Kenny (S) – Texas	2013-17	93	Williams, Kevin (DT) – Oklahoma State	2015
35	Van Wagner, Jim (FB) – Michigan Tech	1978	66	Williams, Larry (G) – Notre Dame	1991
52	Vanderbundt, Skip (LB) – Oregon State	1978	96	Williams, Melvin (DE) – Kansas State	2003-04
38	Vandersea, Phil (LB) – Massachusetts	1967	43	Williams, Marcus (S) – Utah	2017
79	Verdon, Jimmy (DE) – Arizona State	2005	25, 26	Williams, P.J. (CB) – Florida State	2016
66	Verstegen, Mike (G) – Wisconsin	1995-97	69	Williams, Ralph (G) – Southern	1985-86
51	Vilma, Jonathan (LB) – Miami (Fla.)	2008-13	86	Williams, Richard (WR) – Abilene Christian	1974
62	Virgil, Lawrence (NT) – Valdosta State	2014	34	Williams, Ricky (RB) – Texas	1999-2001
W			21	Williams, Robert (CB) – North Carolina	1999
30	Wade, Trevin (CB) – Arizona	2013	63	Williams, Wally (G) – Florida A&M	1999-2002
70	Wagner, Terrence (C) – Sacramento State	2003	65	Williams, Willie (T) – Louisiana State	1994
87	Wainright, Frank (TE) – Northern Colorado	1991-93	63	Willis, Donald (G) – North Carolina A&T	1995-97
83	Walker, Dwight (WR) – Nicholls State	1987	89	Willis, Len (WR) – Ohio State	1977
78	Walker, Jeff (G) – Memphis	1988-89	67	Willis, Ray (T) – Florida State	2011
80	Walker, Mike (DE) – Tulane	1971	4	Wilmsmeyer, Klaus (P) – Louisville	1995-96
75, 97	Walker, Iyrunn (DT/DE) – Tulsa	2012-14, 2018	18	Wilson, Dave (OB) – Illinois	1981, 83-89
5	Walls, Wesley (TE) – Mississippi	1994-95	24	Wilson, Kyle (CB) – Boise State	2015
4	Walsh, Steve (OB) – Miami (Fla.)	1990-93	95	Wilson, Martez (LB/DE) – Illinois	2011-13
21	Ward, Carl (S) – Michigan	1969	42, 24	Wilson, Jerry (CB) – Southern	2001-02
72	Ward, Chris (T) – Ohio State	1984	42	Wilson, Ray (S) – New Mexico	1994
58	Ward, Phillip (LB) – UCLA	2000	80	Wilson, Robert (WR) – Florida A&M	2000-01
67	Warford, Larry (G) – Kentucky	2017	45	Wilson, Tim (FB) – Maryland	1983-84
93	Warner, Ron (LB) – Kansas	1998	79, 92	Wilson, Troy (DE) – Pittsburg State	1998-99
73	Warren, Frank (DE) – Auburn	1981-89, 91-94	18	Wilson, Wade (OB) – Texas A&M-Commerce	1993-94
42	Warren, Pierre (S) – Jacksonville State	2014	30	Wilson, Wayne (FB) – Shepherd	1979-86
55	Washington, Dave (LB) – Alcorn State	1980	71	Winans, Jeff (DT) – Southern California	1976
27	Washington, Dwayne (RB) – Washington	2018	80	Winslow, Doug (WR) – Drake	1973
26	Washington, Mickey (CB) – Texas A&M	1997	9	Winslow, George (P) – Villanova	1989
59	Waters, Anthony (LB) – Clemson	2009-10	92	Winston, DeMond (LB) – Vanderbilt	1990, 92-94
88	Waters, Mike (TE) – San Diego State	1987	56	Winston, Dennis (LB) – Arkansas	1982-85
82	Watson, Benjamin (TE) – Georgia	2013-15, 2018	68	Winther, Wimpy (C) – Mississippi	1972
55	Watson, Courtney (LB) – Notre Dame	2004-05	24	Woerner, Scott (DB) – Georgia	1987
67	Watson, John (T) – Oklahoma	1977-79	19	Wood, Gary (OB) – Cornell	1967
61	Watson, Mike (T) – Miami (Ohio)	1977	73	Wood, John (DE) – Louisiana State	1973
49	Wattelet, Frank (S) – Kansas State	1981-87	49	Wood, Zach (LS) – Southern Methodist	2017
44	Waymer, Dave (DB) – Notre Dame	1980-89	95	Woodard, Cedric (DT) – Texas	2005
42, 24	Weary, Fred (CB) – Florida	1998-2001	65	Woods, Robert (T) – Tennessee State	1977-80
7	Weatherford, Steve (P) – Illinois	2006-08	47	Woodson, Marv (S) – Indiana	1969
85	Weatherspoon, Cephus (WR) – Fort Lewis College	1972	34	Word, Barry (RB) – Virginia	1987-88
28	Webb, B.W. (CB) – William & Mary	2016	7	Wuerffel, Danny (OB) – Florida	1997-99
56	Weissenhofer, Ron (LB) – Notre Dame	1987	23	Wyatt, Doug (S) – Tulsa	1970-72
42	Welch, Claxton (RB) – Oregon	1970	43, 35	Wynn, DeShawn (RB) – Florida	2010
54	Wendryhoski, Joe (C) – Illinois	1967-68	98	Wynn, Renaldo (DT/DE) – Notre Dame	2007
60	Westbrooks, Greg (LB) – Colorado	1975-77	Y		
84	Wheatley, Austin (TE) – Iowa	2000	1	Yepremian, Garo (K) – None	1979
39	Wheelwright, Ernie (RB) – Southern Illinois	1967-70	65	Young, Bob (G) – Howard Payne	1981
86	Whitaker, Creston (WR) – North Texas	1972	66	Young, Brian (DT) – UT-EP	2004-08
24	White, Corey (CB/S) – Samford	2012-14	93	Young, Kevin (DE) – Utah State	1987
79	White, Mitch (T) – Oregon State	2001	89	Young, Tyrone (WR) – Florida	1983-84
98	Whitehead, Willie (DE/DT) – Auburn	1999-2006	38, 28	Young, Usama (CB/S) – Kent State	2007-10
23	Whitsell, Dave (CB) – Indiana	1967-69	20	Youngblood, George (S) – Los Angeles State	1967-68
59	Whittingham, Fred (LB) – Cal Poly San Luis Obispo	1967-68	Z		
23	Whittle, Ricky (RB) – Oregon	1996	79	Zanders, Emanuel (G) – Jackson State	1974-80
			34	Zellers, Ray (FB) – Notre Dame	1995-98

ALL-TIME NUMERICAL ROSTER

0
Obert Logan (S).....1967

00
Ken Burrough (WR).....1970

1
Gary Yepremian (K).....1979
Benny Ricardo (K).....1980-81
Martin Gramatica (K).....2007-08

2
Chip Lohmiller (K).....1995
Aaron Brooks (QB).....2000-05
Olindo Mare (K).....2007
John Kasay (K).....2011
Zach Hocker (K).....2015

3
Skip Butler (K).....1971
John Leypoldt (K).....1978
Bobby Hebert (QB).....1985-89, 91-92
Mark Royals (P).....1997-98
John Carney (K).....2001-06, 09-10
Tyler Palko (QB).....2007
Joey Harrington (QB).....2008
Shayne Graham (K).....2013-14
Matt Flynn (QB).....2015
Wil Lutz (K).....2016

4
Mike Cofer (K).....1987
Steve Walsh (QB).....1990-93
Klaus Wilmsmeyer (P).....1995-96
Toby Gowin (P).....2000-02
Todd Bouman (QB).....2003-05
Billy Cundiff (K).....2006
Glenn Pakulak (P).....2008
Sean Canfield (QB).....2010-11
Ryan Griffin (QB).....2013-14
Brandon Fields (P).....2015

5
Florian Kempf (K).....1987
Heath Shuler (QB).....1997-98
Adrian McPherson (QB).....2005
Taylor Mehlhaff (K).....2008
Garrett Hartley (K).....2008-13
Kai Forbath (K).....2015
Joe Callahan (QB).....2016
Teddy Bridgewater (QB).....2018

6
Tommy Barnhardt (P).....1987, 89-94, 99
Dirk Johnson (P).....2002
Thomas Morstead (P).....2009

7
Toni Linhart (K).....1972
Guy Benjamin (QB).....1980
Morten Andersen (K).....1982-94
Danny Wuerffel (QB).....1997-99
Steve Weatherford (P).....2006-08
Ben Graham (P).....2008
Luke McCown (QB).....2013-16
Taysom Hill (QB).....2017

8
Archie Manning (QB).....1971-75, 77-82

9
Happy Feller (K).....1972-73
George Winslow (P).....1989
Tommy Kramer (QB).....1990
Jake Delhomme (QB).....1998-99
Drew Brees (QB).....2006

10
Charlie Durkee (K).....1967-68, 71-72
Julian Fagan (P).....1970-72
Steve O'Neal (P).....1973
Bobby Douglass (QB).....1976-77
Tom Jurich (K).....1978
Steve Mike-Mayer (K).....1978
Brian Hansen (P).....1984-88
Tommy Barnhardt (P).....1987-89-94
Cory Blanchard (K).....1992
Doug Brien (K).....1995-2000
Jamie Martin (QB).....2006-07
Skyler Green (WR).....2008
Chase Daniel (QB).....2009-12
Brandin Cooks (WR).....2014-16
Chase Daniel (QB).....2017
Tre'Quan Smith (WR).....2018

11
Ronnie South (QB).....1968
Jim Ninowski (QB).....1969
Bivian Lee (CB).....1971-75
Ed Burns (QB).....1978-80
Richard Todd (QB).....1984
John Fourcade (QB).....1987-90
Billy Joe Tolliver (QB).....1998-2000
Jason Fife (QB).....2006
Mark Brunell (QB).....2008-09
Corey Fuller (WR).....2016
Tommy Lee Lewis (WR).....2017-18

12
Tom McNeill (P).....1967-69
Bobby Scott (QB).....1973-82
Babe Laufenberg (QB).....1986
Kevin Ingram (QB).....1987
Billy Joe Hobert (QB).....1997-99
Jake Delhomme (QB).....2000-02
Marques Colston (WR).....2006-15

13
Larry Cipa (QB).....1974-75
McCleskey, J.J. (WR/S).....1993
Doug Nussmeier (QB).....1994-97
Kerry Collins (QB).....1998
Rod Harper (WR).....2009
Joseph Morgan (WR).....2012, 2014-15
Michael Thomas (WR).....2016

14
Karl Sweetan (QB).....1968
Edd Hargett (QB).....1969-72
Russell Exleiben (K/P).....1979-83
Richard Todd (QB).....1985
Tim Riordan (QB).....1987
Tom Hodson (QB).....1995-96
J.T. O'Sullivan (QB).....2002-04
Levon Thomas (WR).....2005
Andy Tanner (WR).....2013

15
Gary Cuzzo (QB).....1967
Charlie Durkee (K).....1967-68, 71-72
Bob Davis (QB).....1973
Donnie Gibbs (P).....1974
Rich Szaro (K).....1975-78
Toni Fritsch (K).....1982
Courtney Roby (WR).....2008-12
Seantavious Jones (WR).....2014-15
Brandon Tate (WR).....2018
Brandon Marshall (WR).....2018
Simmie Cobbs Jr. (WR).....2018

16
Bo Burris (S).....1967-69
Steve Ramsey (QB).....1970
Ken Stabler (QB).....1982-84
Tom Blanchard (P).....1974-78
Mike Buck (QB).....1990-93
Lance Moore (WR).....2005-13
Brandon Coleman (WR).....2014-17

17
Billy Kilmer (QB).....1967-70
Rick Patridge (P).....1979
Speedy Thomas (WR).....1973-74
Jim Everett (QB).....1994-96
Mitch Berger (P).....2003-05
Greg Camarillo (WR).....2012
Robert Meachem (WR).....2007-11, 13-14
T.J. Graham (WR).....2015

18
Hugo Hollas (S).....1970-72
Dave Wilson (QB).....1981, 83-89
Wade Wilson (QB).....1993-94
Terry Guess (WR).....1996
Jeff Blake (QB).....2000-01
Phil McGeehan (WR).....2003
Terrance Copper (WR).....2006-08
Saalim Hakim (WR).....2012
Jalen Saunders (WR).....2014
Garrett Grayson (QB).....2015

19
Gary Wood (QB).....1967
Tom Dempsey (K).....1969-70
Bill McClard (K).....1973-75
Guido Merkens (QB/WR/DB).....1980-85
Brett Bech (WR).....1996
Alonzo Johnson (WR).....1998
Charlie Jones (WR).....2000
Devery Henderson (WR).....2004-12
Jake Lampman (WR).....2016
Ted Ginn Jr. (WR).....2017

20
George Youngblood (S).....1967-68
Delles Howell (CB).....1970-72
John Wood (DE).....1973
Eric Felton (CB).....1978-80
Russell Gary (S).....1981-86
John Sutton (CB).....1987
Othello Henderson (S).....1993-94
Derek Brown (RB).....1995-96
Earl Little (CB).....1998
Terry Allen (RB).....2000
Jay Bellamy (S).....2001-07
Randall Gay (CB).....2008-10
Jouque Bell (RB).....2011
A.J. Davis (CB).....2012
Brian Dixon (CB).....2014-16
Ken Crawley (CB).....2017

21
John Douglas (CB).....1967-68
Carl Ward (S).....1969
Joe Scarpati (DB).....1970
Reynaud Moore (CB).....1971
Nate Ramsey (S).....1973
Ken Reeves (CB).....1974
Greg Boyd (S).....1974
David Gray (DB).....1979
John Krimm (S).....1982
Earl Johnson (CB).....1985
Dalton Hilliard (RB).....1987-93
Derek Brown (RB).....1993-94
Eric Allen (CB).....1995-97
Earl Little (CB).....1999
Robert Williams (CB).....1999
Steve Israel (CB).....2001
Dale Carter (CB).....2002-03
Jason Craft (CB).....2004-08
Terrence Holt (S).....2008
Mike Bell (RB).....2009
Julius Jones (RB).....2010
Keenan Lewis (CB).....2015
De'vante Harris (CB).....2016-17
Patrick Robinson (CB).....2011-14, 2018

22
Charlie Brown (RB).....1967-68
Gary Lewis (RB).....1970
Elijah Pitts (RB).....1970

ALL-TIME NUMERICAL ROSTER

D'Aragnan Martin (CB).....	1971
Howard Stevens (RB).....	1973-74
Benny Johnson (CB).....	1976
Ricky Ray (CB).....	1979-80
Tyone Anthony (RB).....	1984-85
Van Jakes (CB).....	1986-88
Derrick Taylor (S).....	1987
Michael Mayes (CB).....	1989
Gill Fenerty (RB).....	1990-91
Brad Muster (FB).....	1993-94
Lorenzo Neal (FB).....	1995-96
Tyronne Drakeford (CB).....	1998-99
Fred Thomas (CB).....	2000-07
Tracy Porter (CB).....	2008-11
Mark Ingram II (RB).....	2013-18

23

Dave Whitsell (CB).....	1967-69
Doug Wyatt (S).....	1970-72
Joe Profit (RB).....	1973
Charlie Thomas (KR).....	1975
Craig Cassidy (DB).....	1977
James Marshall (DB).....	1980
Buford Jordan (FB).....	1986-92
Lorenzo Neal (FB).....	1993-94
Ricky Whittle (RB).....	1996
Chris Hewitt (S).....	1997-99
Kevin Mathis (CB).....	2000-01
Victor Green (S).....	2003
Fred Booker (CB).....	2005
Omar Stoutmire (S).....	2006
Pierre Thomas (RB).....	2007-14
Marcus Murphy (RB/RS).....	2015-16
Marshon Lattimore (CB).....	2017-

24

Elijah Nevett (CB).....	1967-70
Margene Adkins (WR).....	1972
Joe Williams (RB).....	1972
Johnny Fuller (S).....	1973-75
Clarence Chapman (CB).....	1976-80
Marvin Lewis (RB).....	1982
Terry Hoage (DB).....	1984-85
Scott Woerner (DB).....	1987
Milton Mack (CB).....	1987-91
Derek Brown (RB).....	1993
Mario Bates (RB).....	1994-97
Rob Kelly (S).....	1998
Fred Weary (CB).....	1999-2001
Monty Montgomery (S).....	2004
Dwight Smith (S).....	2005
Bryan Scott (S).....	2006
Chris Barclay (RB).....	2007
Leigh Torrence (CB).....	2008-11
Corey White (CB/S).....	2012-14
Kyle Wilson (CB).....	2015
Sterling Moore (CB).....	2016-17
Vonn Bell (S).....	2018-

25

Jerry Simmons (WR).....	1967
Al Dodd (WR).....	1969-71
Jerry Moore (S).....	1973-74
Leon McQuay (RB).....	1976
Wade Bosarge (DB).....	1977
Johnnie Poe (CB).....	1981-87
Fred McAfee (RB).....	1991-93, 2001-05
Alex Molden (CB).....	1996-2000
Reggie Bush (RB).....	2006-10
Rafael Bush (S).....	2012-15, 17
P.J. Williams (CB).....	2016
Mike Gillislee (RB).....	2018
Eli Apple (CB).....	2018-

26

Jimmy Heidel (S).....	1967
Joe Don Looney (RB).....	1969
Richard Harvey, Sr. (DB).....	1971
Steve Rogers (RB).....	1975
Jimmy Stewart (S).....	1977
Jitter Fields (PR).....	1984
Willie Tullis (CB).....	1985-86
Stacey Dawsey (WR).....	1987
Vince Buck (DB).....	1990-95

Mickey Washington (CB).....	1997
Lamar Smith (RB).....	1999
Corey Harris (CB).....	2000
Fred McAfee (RB).....	2000
Deuce McAllister (RB).....	2001-09
P.J. Williams (CB).....	2017-

27

Walt Roberts (WR).....	1967
Bobby Thompson (S).....	1969
Rod McNeill (RB).....	1974-75
Ray Brown (S).....	1978-80
Greg Sternick (CB).....	1983
Antonio Gibson (S).....	1986-89, 92
Reginald Jones (CB).....	1991-94
Selwyn Jones (CB).....	1994
Vashone Adams (S).....	1997
Rob Kelly (S).....	2000
Ken Irvin (CB).....	2002
James Fenderson (RB).....	2002-03
Aaron Stecker (RB).....	2004-08
Malcolm Jenkins (CB/S).....	2009-13
Edwin Baker (RB).....	2014
Damian Swann (CB).....	2015
Jonathan Williams (RB).....	2017-18
Dwayne Washington (RB).....	2018-

28

Ross Fichtner (S).....	1968
Don Shy (RB).....	1969
James Ford (RB).....	1971-72
Alvin Maxson (RB).....	1974-76
Bill Hurley (DB).....	1982-83
Greg Harding (DB).....	1984
Gene Atkins (S).....	1987-93
Derrick Hoskins (S).....	1996
Troy Davis (RB).....	1997-99
Chris Oldham (S).....	2000-01
Curtis Keaton (RB).....	2002
Deveron Harper (DB).....	2003-04
Sideeq Shabazz (S).....	2005
Anthony Thomas (RB).....	2005
DeJuan Groce (CB).....	2006
Usama Young (CB/S).....	2008-10
Mark Ingram II (RB).....	2011-12
Keenan Lewis (CB).....	2013-14
C.J. Spiller (RB).....	2015-16
B.W. Webb (CB).....	2016
Adrian Peterson (RB).....	2017

29

Ray Ogden (WR).....	1967
Gene Howard (CB).....	1968-70
Billie Hayes (CB).....	1972
Maurice Spencer (CB).....	1974-76, 78
Rodney Lewis (CB).....	1982-84
Reggie Sutton (CB).....	1987-88
Udra Johnson (RB).....	1989
Vencie Glenn (S).....	1991
Keith Taylor (S).....	1992-93
Vinnie Clark (CB).....	1994
Mark McMillian (CB).....	1996
Sammy Knight (S).....	1997-2002
Kyuo Craver (CB).....	2003
Josh Bullocks (S).....	2005-08
Chris McAllister (CB).....	2009
Marcus McCauley (CB).....	2009
Herna-Daze Jones (S).....	2009
Chris Ivory (RB).....	2010-12
Khly Robinson (RB).....	2013-15
John Kuhn (FB).....	2016-17
Kurt Coleman (S).....	2018

30

Les Kelley (RB).....	1967-69
Bob Shaw (WR).....	1970
Bill Harris (RB).....	1971
Ernie Jackson (CB).....	1972-77
Vince Wilson (FB).....	1979-86
Wayne Alexander (FB).....	1987
Cedric Smith (FB).....	1991
Anthony Newman (S).....	1995-97
Je'Rod Cherry (DB).....	1998-99
Chad Morton (RB).....	2000

Fred McAfee (RB).....	2006
Lynell Hamilton (RB).....	2008-09
Trevin Wade (CB).....	2013
Don Jones (S).....	2015
Akeem Davis (S).....	2015
Chris Owens (CB).....	2015
Erik Harris (DB).....	2016
Dexter McDougle (DB).....	2017

31

Jim Taylor (RB).....	1967
Richard Newsome (S).....	2001
Aaron Glenn (CB).....	2008
Pierson Prioleau (S).....	2009-10
Jerome Murphy (CB).....	2013
Chris Carr (CB).....	2013
Terrence Frederick (CB).....	2013
Jairus Byrd (S).....	2014-16
Chris Banjo (S).....	2017-

32

Tom Barrington (RB).....	1967-70
Lincoln Minor (RB).....	1973
Jim DeRatt (DB).....	1975
Kim Jones (FB).....	1976-79
Scott Stauch (RB).....	1981
Vernon Perry (S).....	1983
Darrell Toussaint (DB).....	1987
Paul Frazier (RB).....	1989
Mark Lee (CB).....	1991
Vaughn Dunbar (RB).....	1992, 94-95
Earnest Hunter (RB).....	1996
Aaron Craver (RB).....	1998-99
Jerald Moore (RB).....	2000
Ki-Jana Carter (RB).....	2003-04
Antowain Smith (RB).....	2005
Jabari Greer (CB).....	2009
Johnny Patrick (CB).....	2011-12
Kenny Vaccaro (S).....	2013-17

33

Randy Schultz (RB).....	1967-68
Steve Preece (DB).....	1969
Mike Strachan (RB).....	1975-80
Kevin Gray (DB).....	1982
Junior Thurman (DB).....	1987
Ernest Spears (S).....	1990
Tyone Hughes (CB).....	1993-96
Rob Kelly (S).....	1997
Wilmont Perry (RB).....	1998-99
Moran Norris (FB).....	2001-02
Ashley Ambrose (CB).....	2003-04
Jesse Chatman (RB).....	2005
Joey Thomas (CB).....	2005
Keith Joseph (RB).....	2006
Olaniyi Sobomohin (FB).....	2008
Jabari Greer (CB).....	2010-13
Stanley Jean-Baptiste (CB).....	2014
Jamarca Sanford (S).....	2015
Trey Edmunds (RB).....	2017

34

Tony Lorick (RB).....	1968-69
Carlos Bell (TE).....	1971
Jess Phillips (RB).....	1973-74
Tony Galbreath (RB).....	1976-80
Bobby Johnson (DB).....	1983-84, 86
Jeff Rodenberger (FB).....	1987
Barry Word (RB).....	1987-88
Craig Heyward (RB).....	1989-92
Ray Zellars (FB).....	1995-98
Ricky Williams (RB).....	1999-2001
Tebucky Jones (S).....	2003-04
Mike McKenzie (CB).....	2005-09
Patrick Robinson (CB).....	2010
Tim Hightower (RB).....	2015-16
Justin Hardee (DB).....	2017-

35

Ted Davis (LB).....	1967-69
Jim Otis (RB).....	1970
Bob Gresham (RB).....	1971-72
Henry Matthews (RB).....	1973

ALL-TIME NUMERICAL ROSTER

Jim Van Wagner (FB).....	1978
Earl Campbell (RB).....	1984-85
Bobby Morse (FB).....	1989-91
Shane Pahukoa (S).....	1995
Reggie Howard (CB).....	2000
Chris Canty (CB).....	2000
Fakhir Brown (CB).....	2002-05
Jamaal Branch (RB).....	2006-07
David Pittman (CB).....	2008
Michael Lehan (CB).....	2008
DeShawn Wynn (RB).....	2010
Korey Hall (FB).....	2011
Austin Johnson (FB).....	2014-15
Robenson Therzie (S).....	2016

36

Don McCall (RB).....	1967-68,70
Dick Davis (RB).....	1970
Vic Nyval (RB).....	1970
Don Burchfield (TE).....	1971
Bob Brown (TE).....	1972-73
Andrew Jones (RB).....	1975-76
Greg Boykin (RB).....	1977
Rueben Mayes (RB).....	1986-88,90
Stanford Jennings (RB).....	1991
Derrick Ned (FB).....	1993-95
Lamar Smith (RB).....	1998, 2003
Corey Harris (CB).....	1999
Michael Hawthorne (CB).....	2000-02
Cory McIntyre (RB).....	2006
Darian Barnes (FB).....	2008
Kyle Eckel (FB).....	2009
Marcus Maille (FB).....	2009
Marcus Ball (S).....	2014
Daniel Lasco (RB).....	2016-17

37

Steve Stonebreaker (LB).....	1967-68
Tommy Myers (S).....	1972-81
Mel Gray (RB).....	1986-88
Bennie Thompson (S).....	1989-91
Jimmy Spencer (CB).....	1992-95
Je Rod Cherry (S).....	1996-97
Chad Cota (S).....	1998
Dino Philiyaw (RB).....	1999
Todd Franz (S).....	2000
Steve Gleason (S).....	2000-06
Matt Giordano (S).....	2010
Jerico Nelson (S).....	2012
Eric Frampton (S).....	2013
Jordan Pugh (S).....	2013
Terrence Frederick (CB).....	2014
Sammy Seamster (CB).....	2015
Tony Carter (CB).....	2015
Chris Banjo (S).....	2016
Arthur Maullet (CB).....	2017-18

38

Phil Vandersea (LB).....	1967
Tony Baker (RB).....	1968-71
Bill Butler (RB).....	1972-74
George Rogers (HB).....	1981-84
Calvin Nicholson (CB).....	1989-91
Donovan Greer (CB).....	1997
Usama Young (CB).....	2007
Greg Fassitt (CB).....	2009
Rod Sweeting (CB).....	2013
Jamarca Sanford (S).....	2014
Kenya Phillips (S).....	2015
Travis Cadet (RB).....	2015-16

39

Ernie Wheelwright (RB).....	1967-70
Odell Lawson (RB).....	1973-74
Morris LaGrand (RB).....	1975
Brett Maxie (S).....	1985-93
Carl Lee (DB).....	1994
John Covington (S).....	1995
Darren Perry (S).....	2000
Curtis Delosatch (CB).....	2006
Chris Reis (S).....	2007-10
Travis Cadet (RB).....	2012-14
Brandon Browner (CB).....	2015

Taveze Calhoun (CB).....	2016
Demetri Goodson (CB).....	2018

40

Earl Gros (RB).....	1970
Hoyle Granger (RB).....	1971
Terry Fats (S).....	1974-75
Jim Marsalis (S).....	1977
Greg Knafele (TE).....	1983
Dalton Hilliard (RB).....	1986
Michael Adams (DB).....	1987-88
Robert Massey (CB).....	1989-90
Wes Bender (FB).....	1997
Marvin Powell (FB).....	1999
Brian Milne (FB).....	2000
Mel Mitchell (S).....	2002, 04-05
Mike Bell (RB).....	2008
Jonathon Amaya (S).....	2011
Chris Carr (CB).....	2013
Brian Leonard (RB).....	2014
Delvin Breaux (CB).....	2015-16

41

John Gilliam (WR).....	1967-68,77
Bob Newland (WR).....	1971-74
Jimmy Rogers (RB).....	1980-84
Toi Cook (CB).....	1987-93
William Strong (CB).....	1995-96
Tim Carter (CB).....	2001
Erik Lorig (FB).....	2014
Roman Harper (S).....	2006-13, 16
Alvin Kamara (RB).....	2017-

42

John Gilliam (WR).....	1967-68,1977
Claxton Welch (RB).....	1970
Jim Strong (RB).....	1971-72
Joel Parker (WR).....	1974-75
Chuck Muncie (RB).....	1976-80
Toussaint Tyler (RB).....	1981-82
Dana McLemore (DB).....	1986
Ray Wilson (S).....	1994
Fred Weary (CB).....	1998
Willie Clay (S).....	1999
Jerry Wilson (CB).....	2001-02
Jason David (CB).....	2007-08
Darren Sharper (S).....	2009-10
Isa Abdul Quddus (S).....	2011-13
Pierre Warren (S).....	2014
James Anderson (LB).....	2015
Travis Feeney (LB).....	2016
Zach Line (FB).....	2017-

43

Dicky Lyons (S).....	1970
Dave Kopay (LB).....	1971
Larry Collins (RB).....	1980
Bobby Fowler (FB).....	1984-85
Garland Jean Batiste (FB).....	1987
Kim Phillips (CB).....	1989
Tyrone Legette (CB).....	1992-95
Ashley Ambrose (CB).....	1999
Keyuo Craver (CB).....	2002-03
Mike McKenzie (CB).....	2004
Kevin Kaesviharn (S).....	2007-08
DeShawn Wynn (RB).....	2010
Darren Sproles (RB).....	2011-13
Vinnie Sunseri (S).....	2014
Marcus Williams (S).....	2017-

44

George Rose (CB).....	1967
Ollie Cordill (P).....	1969
Mike Fink (CB).....	1973
Chris Farasopolos (S).....	1974
Choud Crist (S).....	1975-77
Dave Waymer (DB).....	1980-89
J.J. McCleskey (WR/S).....	1994-96
Fred McCrary (FB).....	1997
Rob Kelly (S).....	1999
Terrelle Smith (FB).....	2000-03

Mike Karney (FB).....	2004-08
Heath Evans (FB).....	2009-10
Elbert Mack (CB).....	2012
Hau'oli Kikaha (LB/DE).....	2015, 2017

45

Jimmy Jordan (RB).....	1967
Elbert Kimbrough (S).....	1968
Arthur Green (RB).....	1972
Pete Athas (S).....	1976
Jack Holmes (RB).....	1978-82
Time Wilson (FB).....	1983-84
John Williams (FB).....	1986
Nate Johnson (RB).....	1987
Craig Heyward (RB).....	1988
Stan Petry (CB).....	1991
Israel Byrd (CB).....	1993-95
Jed Collins (FB).....	2011-13
Toben Oporum (FB).....	2015
Garrett Griffin (TE).....	2017-

46

Danny Abramowicz (WR).....	1967-73
Jim Kearney (S).....	1976
Hokie Gajan (FB).....	1982-85
Sean Lumpkin (S).....	1992-96
Kendall Gammon (LS).....	1998
Ladell Betts (RB).....	2010
Ken Crawley (CB).....	2016

47

Bruce Cortez (CB).....	1967
Marv Woodson (S).....	1969
Bill Dusenberry (RB).....	1970
Virgil Robinson (RB).....	1971-72
Jack DeGrenier (RB).....	1974
Mike Spivey (CB).....	1980-81
Cliff Austin (RB).....	1983
David Rackley (DB).....	1985
Dwight Beverly (RB).....	1987
Cedric Mack (CB).....	1992-93
Travis Davis (S).....	1995
Greg Jackson (S).....	1996
Josh Wilcox (TE).....	1998-99
Kevin Houser (LS).....	2000-08
Jake Ingram (LS).....	2010
Justin Drescher (LB).....	2010-16
Alex Anzalone (LB).....	2017-

48

Andy Livingston (RB).....	1969-70
Don Schwartz (S).....	1978-80
James Fenderson (RB).....	2002
David Sloan (TE).....	2003
Vonta Leach (FB).....	2006
Kendall Hunter (RB).....	2015
Vonn Bell (S).....	2016-17
J.T. Gray (DB).....	2018

49

Major Hazelton (DB).....	1970
Bob Wicks (WR).....	1974
Ralph McGill (S).....	1978-79
Artie Owens (WR).....	1980
Frank Wattlelet (S).....	1981-87
Tommie Stowers (TE).....	1992-93
K.C. Asioudu (LB).....	2010
Shiloh Keo (S).....	2016
Zach Wood (S).....	2017-

50

Jake Kupp (G).....	1967-75
Ken Bordonel (LB).....	1976-77, 79-82
Jack Del Rio (LB).....	1985-86
Phillip James (CB).....	1987
John Johnson (LB).....	1995
Ink Aleaga (LB).....	1997
Kevin Mitchell (LB).....	1998-99
Corey Terry (LB).....	2000
Phil Clarke (LB).....	2001
James Allen (LB).....	2002-05

ALL-TIME NUMERICAL ROSTER

Marvin Mitchell (LB)	2007-10
Olin Kreutz (C)	2011
Curtis Lofton (LB)	2012-14
Stephone Anthony (LB)	2015-17
Gerald Hodges (LB)	2017

51

Jim Fraser (P)	1968
Bill Saul (LB)	1969
John Didion (LB/C)	1971-74
Yvester Croom (C)	1975
Rusty Chambers (LB)	1975-76
Warren Capone (LB)	1976
Ron Crosby (LB)	1978
Stan Holloway (LB)	1980
Whitney Paul (LB)	1982-85
Sam Mills (LB)	1986-94
Larry McCoy (LB)	1987
Ron Childs (LB)	1995
Derrick Barnes (LB)	1997
Phil Clarke (LB)	1999-2000
Brian Williams (LB)	2001
Bryan Cox (LB)	2002
Terrence Melton (LB)	2004-06
Brian Simmons (LB)	2007
Jonathan Vilma (LB)	2008-13
Manti Te'o (LB)	2017-18

52

Frank Emanuel (LB)	1970
Harry Jacobs (LB)	1970
John Huard (LB)	1971
Dick Palmer (LB)	1972-73
Mike Lemon (LB)	1975
Skip Vanderbunt (LB)	1978
Jim Kovach (LB)	1979-85
Brian Forde (LB)	1988-91
Mike Stonebreaker (LB)	1994
Richard Harvey, Jr. (LB)	1995-97
Vinson Smith (LB)	1998-99
Sedrick Hodge (LB)	2001-05
Jeff Faine (C)	2006-07
Jonathan Casillas (LB)	2009, 11-12
Kevin Reddick (LB)	2013
Todd Davis (LB)	2014
Moise Fokou (LB)	2014
Craig Robertson (LB)	2016

53

Dave Simmons (LB)	1967
Dick Absher (LB)	1969-71
Billy Hobbs (LB)	1972
Rick Kingree (LB)	1973-77
Tommy Hart (DE)	1980
Sammy Green (LB)	1980
Scott Pelluer (LB)	1981-85
Vaughan Johnson (LB)	1986-93
Keith Fourcade (LB)	1987
Don Davis (LB)	1996-98
Donta Jones (LB)	2000
Roger Knight (LB)	2001-04
T.J. Slaughter (LB)	2005
Mark Simoneau (LB)	2006-08
Stanley Amoux (LB)	2010
Ramon Humber (LB)	2011-15
James Laurinaitis (LB)	2016
A.J. Klein (LB)	2017

54

Joe Wendryhoski (C)	1967-68
Tom Roussel (LB)	1971-72
Dale Lindsey (LB)	1973
Red Middleton (LB)	1974-75
Pat Hughes (LB)	1977-79
Paul Ryzek (C)	1981
Ed Simonini (LB)	1982
Alvin Toles (LB)	1985-88
Bill Roe (LB)	1987
Winfred Tubbs (LB)	1994-97
Ink Aleaga (LB)	1998-99
Darrin Smith (LB)	2000-04
Danny Clark (LB)	2006
Troy Evans (LB)	2007-09

Ramon Humber (LB)	2010
Will Herring (LB)	2011-13
Jo-Lonn Dunbar (LB)	2015
Nate Stupar (LB)	2016-17

55

Jackie Burkett (LB)	1967-70
Jim Flanigan (LB)	1971
Tom Stincic (LB)	1972
Bob Creech (LB)	1973
Don Coleman (LB)	1974-75
Floyd Rice (LB)	1978
Dave Washington (LB)	1980
Rob Naimie (LB)	1981-83
Joe Kohlbrand (LB)	1985-89
Joe DeForest (LB)	1987
Scott Ross (LB)	1991
Reggie Freeman (LB)	1993
Mark Fields (LB)	1995-2000
DeShone Myles (LB)	2001
Travis Carroll (LB)	2002
Courtney Watson (LB)	2004-05
Scott Fujita (LB)	2006-09
Danny Clark (LB)	2010
Barrett Ruud (LB)	2012
Keyunta Dawson (OLB)	2013
Jonathan Goodwin (C)	2014
Darryl Tapp (DE)	2016
Jonathan Freeny (LB)	2017

56

Jim Ferguson (LB)	1968
Hap Farber (LB)	1970
Willie Hall (LB)	1972-73
Lee Gross (C)	1975-77
Rusty Rebowee (LB)	1978
Reggie Mathis (LB)	1979-80
Dennis Winston (LB)	1982-85
Pat Swilling (LB)	1986-92
Ron Weissenhofer (LB)	1987
Ernest Dixon (LB)	1994-97
Chris Bordano (LB)	1998-99
Charlie Clemons (LB)	2000-02
Orlando Ruff (LB)	2003-04
Alfred Fincher (LB)	2005-07
Jo-Lonn Dunbar (LB)	2008-11
Jay Richardson (OLB)	2013
Ronald Powell (OLB)	2014
Gerald Hodges (LB)	2017
Michael Mauti (LB)	2015-17
Demario Davis (LB)	2018

57

Mike Morgan (LB)	1969-70
Jim Merlo (LB)	1973-74, 76-79
Larry Coombs (C)	1980
Rickey Jackson (LB)	1981-93
Curtis Holden (LB)	2001
Colby Bockwoldt (LB)	2004-05
Jason Kyle (LS)	2009-10
David Hawthorne (LB)	2012-15
Chris McCain (LB)	2016
Jason Trusnick (LB)	2016
Alex Okafor (DE)	2017-18

58

Eli Strand (G)	1967
Joe Federspiel (LB)	1972-80
Glen Redd (LB)	1981, 83-86
Scott Leach (LB)	1987
Darion Conner (LB)	1994
Brian Jones (LB)	1995-96, 98
Joe Tupiala (LB)	1999
Phillip Ward (LB)	2000
Jonathan Jackson (LB)	2001
J.R. Johnson (LB)	2002
Cie Grant (LB)	2003-04
Scott Shanle (LB)	2006-12
Kyle Knox (LB)	2013-14
Obum Gwacham (DE)	2015-16
David Perry (DT)	2017
Kasim Edebali (DE)	2017

59

Fred Whittingham (LB)	1967-68
Wayne Colman (LB)	1969-74, 76
Chuck Evans (LB)	1980-81
Chris Martin (LB)	1983
James Campen (C/G)	1987-88
Rufus Porter (LB)	1995-96
Keith Mitchell (LB)	1997-2001
J.J. Jones (LB)	2002
Derrick Rodgers (LB)	2003-04
Ronald McKinnon (LB)	2005
Matt McCoy (LB)	2007
Anthony Waters (LB)	2009-10
Nate Bussey (LB)	2011
Rufus Johnson (OLB)	2013
Jerry Franklin (LB)	2014
Dannell Ellerbe (LB)	2015-16
Ben Heeney (LB)	2017

60

Brian Schweda (DE)	1967-68
Doug Sutherland (G)	1970
Carl Cunningham (LB)	1971
Greg Westbrook (LB)	1975-77
Don Reese (DE)	1978-80
Steve Korte (C)	1983-90
Derek Kennard (G)	1991-93
Craig Novitsky (C/T)	1994-96
Kendall Gammon (C)	1997
Robert Hunt (G)	1999
Ben Archibald (T)	2005
Tearnus George (DE)	2008
Nick Leckey (C)	2009
Brian de la Puente (C)	2011-13
Max Unger (C)	2015-18

61

Del Williams (G)	1967-73
Mike Watson (T)	1977
Sam Adams (G)	1981
Joel Hilgenberg (C/G)	1984-93
Greg Loberg (G/T)	1987
Ed King (G)	1995-97
Montrae Holland (G)	2003-06
Josh LeRibeus (G)	2017-18

62

Ross Gwinn (G)	1968
John Hill (C)	1975-84
Brad Leggett (C)	1990-91
Jay Hilgenberg (C)	1993
Jeff Uhlenhake (C)	1994-95
Kendall Gammon (C)	1996
Jerry Fontenot (C)	1997-2003
Lawrence Virgil (NT)	2014

63

Roy Schmidt (G)	1967-68
Norman Davis (G)	1969
Steve Baumgartner (DE)	1973-77
Barry Bennett (DE)	1978-81
Roger Finnie (T)	1979
Brad Edelman (G)	1982-89
Karl Dunbar (DE)	1993
Donald Willis (G)	1995-97
Wally Williams (G/C)	1999-2002
Chad Setterstrom (G)	2004-05
Cameron Tom (C)	2017

64

Ray Hester (LB)	1971-73
Andy Maurer (G)	1974
Dave Lafary (T)	1977-85
Ted Elliott (DT)	1987
Scott Adams (G)	1994
Robert Newkirk (DE)	1999
Kendyl Jacox (G/C)	2002-05
Zach Strief (T)	2006-17
Will Clapp (G/G)	2018

ALL-TIME NUMERICAL ROSTER

65

Tom Carr (DE).....	1968
Remi Prudhomme (G/C).....	1971-72
Dave Thompson (T).....	1974-75
Robert Woods (T).....	1977-80
Bob Young (G).....	1981
Dave Carter (C).....	1984-85
Adam Schreiber (G).....	1985
Steve Trapilo (G).....	1987-90, 92
Willie Williams (T).....	1994
Chris Naeole (G).....	1997-2001
LeCharles Bentley (G/C).....	2002-05
Andy Allen (G).....	2007
Matt Tennant (G/C).....	2010-11
Ricky Henry (G).....	2012
Senio Kelemete (C/G).....	2014-17
Michael Ols (T/G).....	2018

66

Bill Cody (LB).....	1967-70
Royce Smith (G).....	1972-73
Kirk Rasley (G).....	1974
Tom Wickett (G).....	1975-76
David Knowles (T).....	1977
Conrad Dobler (G).....	1978-79
Louis Oubre (G).....	1982-84
Chuck Commiskey (G).....	1986-88
Larry Williams (G).....	1991
Mike Verstegen (G).....	1995-97
Victor Riley (T).....	2002
Brian Young (DT).....	2004-08
Ben Grubbs (G).....	2012-14
Ryan Seymour (G).....	2015
Jack Allen (OL).....	2016

67

George Harvey (G).....	1967
John Shinner (G).....	1969-71
Bob Kuziel (C).....	1972
Phil LaPorta (T).....	1974-75
John Watson (T).....	1977-79
Stan Brock (T).....	1980-92
Andy McCollum (G).....	1994-98
Bubba Miller (C).....	2002
Jamar Nesbit (G/T).....	2004-09
Ray Willis (T).....	2011
Nick Becton (T).....	2014
Larry Warford (G).....	2017-

68

Richard Neal (DE).....	1969-72, 1978
Wimpy Winther (C).....	1972
Terry Stieve (G).....	1976-77
Fred Sturt (G).....	1978-81
Pat Saindon (G).....	1986
Walter Housman (T/G).....	1987
Paul Jetton (G).....	1992-93
Alan Kline (T).....	1994-95
Kyle Turlay (G/T).....	1998-2002
Victor Riley (T).....	2003-04
Matt Lehr (C/G).....	2008
William Robinson (T).....	2012
Tim Lelito (G/C).....	2013-16

69

Oakley Dalton (DT).....	1977
Bill Fifer (G).....	1978
Nat Hudson (G).....	1981
Ralph Williams (G).....	1985-86
Pat Swoopes (DT).....	1987, 89
Les Miller (DT).....	1991-94
Tom Ackerman (C/G).....	1996-2001
P.J. Alexander (T).....	2003
McKinley Boykin (DT).....	2007
Anthony Hargrove (DL).....	2009-10
Eric Olsen (G/C).....	2012, 2014
Khalif Barnes (OL).....	2016

70

Sam Holden (T).....	1971
Craig Robinson (T).....	1972-73

Dave Hubbard (T).....	1977
Mark Meseroll (T).....	1978
Jim Rourke (T).....	1985
Bill Contz (T).....	1986-88
Kevin Haverdink (T).....	1989-91
Chris Port (G/T).....	1991-95
Uhuru Hamiter (DE).....	1998
Marcus Price (T).....	2000-01
Jammal Brown (T).....	2005-09
William Robinson (T).....	2011
Eric Olsen (G).....	2011
Mitchell Loewen (DL).....	2017-18

71

Dick Anderson (T).....	1967
Dave McCormick (T).....	1967-68
Willie Townes (DE).....	1970
Faddie Tillman (DT).....	1972
Paul Fersen (T).....	1973-74
Kurt Schumacher (G).....	1975-77
Jeff Winans (DT).....	1976
James Taylor (T).....	1978-81
Pete Perot (G).....	1985
Casey Merrill (DT).....	1986
Ken Kaplan (T).....	1987
Richard Cooper (T).....	1990-95
Fred Stokes (DE).....	1996
Ricky Siglar (T).....	1997-98
Spencer Folau (T).....	2002-04
Kendrick Clancy (DT).....	2007-09
Charles Brown (T).....	2010-13
Kaleb Eulls (DT).....	2015
Ryan Ramczyk (T).....	2017-

72

Earl Leggett (DT).....	1967-68
Don Talbert (T).....	1969-70
Joe Owens (DE).....	1971-75
Jeff Hart (T).....	1976
Mike Fultz (DT).....	1977-80
Leon Gray (T).....	1982-83
Chris Ward (T).....	1984
Jim Dombrowski (G/T).....	1986-96
Trezelle Jenkins (T).....	1997
Wayne Gandy (T).....	2003-05
Montavious Stanley (DT).....	2008
Terron Armstead (T).....	2013-

73

Bill Sandeman (T).....	1967
Jerry Sturm (T/C).....	1967-70
Ray Jones (DB).....	1973
John Mooring (T).....	1974
Joe Campbell (DE).....	1977-80
Frank Warren (DE).....	1981-89, 91-94
Isaac Davis (G).....	1997
Jahn Evans (G).....	2006-16

74

Mike Tilleman (DT).....	1967-70
Doug Mooers (DE).....	1971-72
Derland Moore (DT).....	1973-85
William Leach (G/T).....	1987
Ted Gregory (DT).....	1988
Kevin Haverdink (T).....	1989-91
Cecil Gray (T).....	1993
Herman Carroll (DE).....	1994
Clarence Jones (T).....	1996-98
Steve Scifres (T).....	1999
Scott Sanderson (G/T).....	2001-02
Jermon Bushrod (DT).....	2007-12, 18

75

Dave McCormick (T).....	1967-68
Mike Rengel (DT).....	1969
Mike Richey (T).....	1970
Mike Crangle (DE).....	1972
Elex Price (DT).....	1973-80
Bruce Clark (DE).....	1982-88
Doug Marrone (G).....	1989
Baron Rollins (G).....	1994
Emile Palmer (DT).....	1996
Julian Pittman (DT).....	1998

Jermame Mayberry (G).....	2005
Mitch King (DT).....	2011
Tyrann Walker (DT/DE).....	2012-14
Andrus Peat (T/G).....	2015-

76

Dave Rowe (DT).....	1967-70
Don Morrison (T).....	1971-77
Kevin Hunt (T).....	1978
Jim Pietzak (C).....	1979-84
Dwayne Board (DE).....	1988
Gene McGuire (C).....	1992
Rickie Shaw (T).....	1993
Jeff Davidson (T).....	1994
Keno Hills (T).....	1996-99
Tutan Reyes (T).....	2000-01
Jonathan Goodwin (C).....	2006-10
Pat McQuistan (T).....	2011
Akiem Hicks (DT/DE).....	2012-15
Tony Hills (T).....	2015-16
Bryce Harris (T).....	2017
Tony McDaniel (DT).....	2017
Taylor Stallworth (DT).....	2018

77

Ray Rissmiller (T).....	1967
Jim Boeke (T).....	1968
Mike Taylor (T).....	1969-70
Dan Goich (DT).....	1971
Carl Johnson (G).....	1972-73
Chris Morris (T).....	1975
Marv Montgomery (T).....	1976-77
Gary Anderson (G).....	1978
Jerry Boyarsky (DT).....	1981
Daren Gilbert (T).....	1985-88
William Roaf (T).....	1993-2001
Rodney Leisle (DT).....	2004-06
Carl Nicks (G).....	2008-11
Brodrick Bunkley (DT/NT).....	2012-14
Mike McGlynn (G).....	2015
John Fullington (OL).....	2017
Chaz Green (G/T).....	2018
Derek Newton (T).....	2018-

78

Jerry Jones (T).....	1967-69
Errol Linden (T).....	1969-70
Glen Ray Hines (T).....	1971-72
Billy Newsome (DE).....	1973-74
Elois Grooms (DE).....	1975-81
Kelvin Clark (G).....	1982-85
Shawn Knight (DE).....	1987
Jeff Walker (G).....	1988-89
Mike Keim (T).....	1991
Tom Backes (G).....	1993
Tom Roth (C/G).....	1994
Daryl Terrell (T).....	1999-2001
Jon Stinchcomb (T).....	2003-04, 2006-10
Bobby Richardson (DE).....	2015
Landon Turner (OL).....	2016
Bryce Harris (T).....	2017
Cornelius Lucas (T).....	2018

79

Lou Cordileone (DT).....	1967-68
Clovis Swinney (DT).....	1970
Emanuel Zanders (G).....	1974-80
Chuck Slaughter (T).....	1982
Henry Thomas (G).....	1987
Glenn Derby (T).....	1989-90
Tory Epps (DT).....	1995
Troy Wilson (DE).....	1998
Mike Halapin (T).....	1999
Mitch White (T).....	2001
Jimmy Verdon (DE).....	2005
Rob Pettit (T).....	2006
Rob Ninkovich (DE).....	2008
Bryce Harris (T).....	2012-14, 17
John Greco (G).....	2017

80

Jim Garcia (DE).....	1967
Mike Walker (DE).....	1971

ALL-TIME NUMERICAL ROSTER

Doug Winslow (WR)	1973
Sam Havrilak (WR)	1974
Earl McCullough (WR)	1974
Larry Burton (WR)	1975-77
Gordon Banks (WR)	1980-81
Lindsay Scott (WR)	1982-85
Mike Miller (WR)	1985
Malcolm Barnwell (WR)	1985
Herbert Harris (WR)	1986-87
Stacey Dawsey (WR)	1987
Brett Periman (WR)	1988-90
Wesley Carroll (WR)	1991-92
Marcus Dowdell (WR)	1992-93
Tyrone Johnson (WR)	1994
Haywood Jeffries (WR)	1996
Daryl Hobbs (WR)	1997
Alvin Harper (WR)	1997
Tony Johnson (TE)	1998
P.J. Franklin (WR)	1999
Robert Wilson (WR)	2000-01
Jerome Pathon (WR)	2002-04
Shad Meier (TE)	2005
Mark Campbell (TE)	2006-08
Darnell Dinkins (TE)	2009
Jimmy Graham (TE)	2010-14
Austin Carr (WR)	2017

81

Doug Atkins (DE)	1967-69
Jesse Anderson (TE)	1993
Michael Haynes (WR)	1994-96
Randal Hill (WR)	1997
Scott Slutzker (TE)	1998
Lawrence Dawsey (WR)	1999
Lamont Hall (TE)	2000-02
Zach Hilton (TE)	2003-04
Az-Zahir Hakim (WR)	2005
David Patten (WR)	2007-08
Michael Higgins (TE)	2011-12
Cameron Meredith (WR)	2018

82

Johnny Brewer (LB)	1968-70
Bob Pollard (DE)	1971-77
Ike Harris (WR)	1978-81
John Tice (TE)	1983-92
Darren Gottschalk (TE)	1987
Ken O'Neal (TE)	1987
Irvin Smith (TE)	1993-97
Quady Ismail (WR)	1998
Eddie Kennison (WR)	1999
Andrew Glover (TE)	2000
Boo Williams (TE)	2001-04
Nate Lawrie (TE)	2005-06
Marcellus Rivers (TE)	2006
Eric Johnson (TE)	2007
Coby Fleener (TE)	2016-17
Benjamin Watson (TE)	2013-15, 18

83

Vern Burke (TE)	1967
Dave Parks (TE)	1968-72
Len Garrett (TE)	1973-75
Andy Hamilton (WR)	1975
Tinker Owens (WR)	1976, 78-80
Kenny Duckett (WR)	1982-85
Carl Roaches (KR)	1985
Kelvin Edwards (WR)	1986
Dwight Walker (WR)	1987
Cliff Benson (TE)	1987-88
Greg Scales (TE)	1988-91
Torrance Small (WR)	1992-96
Keith Poole (WR)	1997-2000
Albert Connell (WR)	2001
Johnny Mitchell (TE)	2001
Donté Stallworth (WR)	2002-05
Billy Miller (TE)	2006-08
Willie Snead IV (WR)	2015-17

84

Jim Hester (TE)	1967-69
Lawrence Estes (DE)	1970-71
Preston Riley (WR)	1973
Paul Seall (TE)	1974-76

Rich Mauti (WR)	1977-80, 82-83
Junior Miller (TE)	1984
Eric Martin (WR)	1985-93
Steve Rhem (WR)	1994-95
Eric Guilford (WR)	1997-98
Scott Slutzker (TE)	1999
Austin Wheatley (TE)	2000
Michael Lewis (WR)	2001-06
Tony Humphrey (TE)	2009-11
Kenny Stills (WR)	2013-14
Michael Hoomanawanui (TE)	2015, 17

85

Ray Poage (TE)	1967-70
Cephus Weatherspoon (WR)	1972
John Beasley (TE)	1973-74
Henry Childs (TE)	1974-80
Hoby Brenner (TE)	1981-93
Curtland Thomas (WR)	1987
Wesley Walls (TE)	1994-95
Paul Green (TE)	1996
Nicky Savoie (TE)	1997
Cameron Cleeland (TE)	1998-99, 2001
Ernie Conwell (TE)	2003-06
Ronnie Ghent (TE)	2007
David Thomas (TE)	2009-12
Dan Arnold (TE)	2018

86

Tom Hall (WR)	1967
Dan Colchico (DE)	1969
Creston Whitaker (WR)	1972
Jubilee Dunbar (WR)	1973
Dave Davis (WR)	1974
Richard Williams (WR)	1974
Melvin Baker (WR)	1975
James Thaxton (TE)	1976-77
Tom Donovan (WR)	1980
Rich Caster (TE)	1981
Rich Martini (WR)	1981
Jeff Groth (WR)	1981-85
Mike Jones (WR)	1986-87
Cliff Benson (TE)	1987-88
Victor Harrison (WR)	1987
Rod Harris (WR)	1989
Gerald Alphin (WR)	1990-91
Patrick Newman (WR)	1991-93
Louis Lipps (WR)	1992
Marcus Dowdell (WR)	1992-93
Kirk Botkin (TE)	1994-95
Tony Johnson (TE)	1996
Gunnard Twynner (WR)	1997
Sean Dawkins (WR)	1998
Kendall Gammon (TE)	1999
Jake Reed (WR)	2000-02
Onome Ojo (WR)	2001
Walter Rasby (TE)	2003
Zach Hilton (TE)	2005
John Owens (TE)	2006-07
Buck Ortega (TE)	2008-09
Chris Manhertz (TE)	2016
John Phillips (TE)	2016-17

87

Richard Neal (DE)	1969, 72-78
Monty Strickles (TE)	1968
Mike Kelly (TE)	1973
Don Herrmann (WR)	1975-77
Larry Hardy (TE)	1978-85
Lonzell Hill (WR)	1987-90
Malcolm Scott (TE)	1987
Frank Wainright (TE)	1991-93
Lee DeRamus (WR)	1995-96
John Farquhar (TE)	1997-98
Joe Horn (WR)	2000-06
Adrian Arrington (WR)	2009-11
Tommylee Lewis (WR)	2016

88

Ben Hart (S)	1967
Dave Szymakowski (WR)	1968
Fred Hyatt (WR)	1973
Andy Norris (DE)	1973-76
Joel Parker (WR)	1977

Brooks Williams (TE)	1978-81
Don Bass (TE)	1982
Eugene Goodlow (WR)	1983-86
Mike Waters (TE)	1987
Mark Pattison (WR)	1987-88
Floyd Turner (WR)	1989-93
Derrell Mitchell (WR)	1994
Hendrick Lusk (TE)	1996
Andrew Hastings (WR)	1997-99
Willie Jackson (WR)	2000-01
David Sloan (TE)	2002
Talman Gardner (WR)	2003-04
Nate Poole (WR)	2005
Jeremy Shockley (TE)	2008-10
Nick Toon (WR)	2013-14
RaShaun Allen (TE)	2015

89

Kent Kramer (TE)	1967
Dave Long (DE)	1969-72
Bert Askson (TE)	1973
Gil Chapman (WR)	1975
Len Willis (WR)	1977
Wes Chandler (WR)	1978-81
Aundra Thompson (WR)	1981-82
Tyrone Young (WR)	1983-84
Joe Thomas (WR)	1987
Robert Clark (WR)	1987-88
Mike Jones (WR)	1989
Derrick Shepard (WR)	1989
Quinn Early (WR)	1991-95
Mercury Hayes (WR)	1996-97
Brett Bech (WR)	1997-99
Dave Stachelski (TE)	2000-01
Wane McGarity (WR)	2001
Derrick Lewis (WR)	2002-03
Lamont Hall (TE)	2004-05
Jamal Jones (WR)	2006
Sean Ryan (TE)	2008
John Gilmore (TE)	2011
Daniel Graham (TE)	2012
Josh Hill (TE)	2013

90

Walter Johnson (LB)	1989
James Williams (LB)	1990-94
Israel Stanley (DE)	1995
Jared Tomich (DE)	1997-2000
Kenny Smith (DT)	2001-04
DeMario Pressley (DT)	2009
Turk McBride (DE)	2011-12
Tavaris Barnes (DE)	2015
Nick Fairley (DT)	2016
George Johnson (DE)	2017
Jay Bromley (DT)	2018

91

Monte Bennett (DT)	1981
Ken Marchiol (LB)	1987
Robert "Pig" Goff (DT)	1990-95
Brady Smith (DE)	1996-99
Grady Jackson (DT)	2002-03
Will Smith (DE)	2004-12
Kasim Edebali (LB/DE)	2014-16
Trey Hendrickson (DE)	2017

92

James Haynes (LB)	1984-89
DeMond Winston (LB)	1990, 92-94
Todd McDintosh (DE)	1995
Darren Mickell (DE)	1996-97
Ernest Jones (DE)	1998
Troy Wilson (DE)	1999
Martin Chase (DT)	2000-02
Henry Ford (DT)	2003
Tony Bryant (DE)	2003-05
Orien Harris (DT)	2007
Remi Ayodele (DT)	2008-10
Shaun Rogers (DT)	2011
John Jenkins (DT)	2013-16
John Hughes III (DT)	2017
Marcus Davenport (DE)	2018

ALL-TIME NUMERICAL ROSTER

93

Gary Lewis (DT).....	1983
Kevin Young (DE).....	1987
Wayne Martin (DE/DT).....	1989-99
Darren Howard (DE).....	2000-05
Rob Ninkovich (DE).....	2006
Josh Savage (DE).....	2007
Bobby McCray (DE).....	2008-09
Junior Galette (DE/OLB).....	2010-14
Kevin Williams (DT).....	2015
David Onyemata (DT).....	2016-

94

Jim Wilks (DE/DT).....	1981-93
Joe Johnson (DE).....	1994-98, 2000-01
Charles Grant (DE).....	2002-09
Kawika Mitchell (DE).....	2010
Cameron Jordan (DE).....	2011-

95

Jonathan Dumbauld (DE).....	1986, 88
Robert Brannon (DE).....	1987
Travis Davis (DT).....	1990
Ronnie Dixon (DT).....	1993
Ernest Jones (DE).....	1995
Austin Robbins (DT).....	1996-99
Marques Douglas (DE).....	2000
Howard Green (DT).....	2003-04
Cedric Woodard (DT).....	2005
Eric Moore (DE).....	2006
Trevor Johnson (DE).....	2006
Josh Savage (DE).....	2008

Rodney Leisle (DT).....	2009
Martez Wilson (LB/DE).....	2011-13
Brandon Deaderick (NT/DE).....	2014
Tyler Davison (DT).....	2015-18

96

Steve Parker (DE).....	1980
Don Thorp (DT).....	1984
Sheldon Andrus (DT).....	1986-87
Michael Simmons (DE).....	1989-90
Jeff Faulkner (DE).....	1993
Mark Gunn (DE).....	1994
Dameian Jeffries (DE).....	1995
Uhuru Hamiter (DT).....	1999
Melvin Williams (DE).....	2003-04
Antwan Lake (DE).....	2006-08
Paul Spicer (DE).....	2009
Alex Brown (DE).....	2010
Tom Johnson (DT/DE).....	2011-13
Kendall Langford (DL).....	2017
Woodrow Hamilton IV (DT).....	2017

97

James Geathers (DE).....	1984-89
Renaldo Turnbull (DE/LB).....	1990-96
La'Roi Glover (DT).....	1997-2001
Dennis Monroe (DE).....	2002
Johnathan Sullivan (DT).....	2003-05
Michael Haynes (DE).....	2006
Josh Cooper (DE).....	2006-07
Alvin McKinley (DT).....	2008
Jeff Charleston (DE).....	2008-11
Glenn Foster (DE).....	2013-14

Phillip Hunt (DE).....	2015
Sam Barrington (LB).....	2016
Al-Quadin Muhammad (DE).....	2017
Tyrnun Walker (DT).....	2018


98

Reggie Lewis (DE).....	1982-84
Millford Hodge (DE).....	1986
Jim Hanna (DT).....	1994
Ron Warner (LB).....	1998
Willie Whitehead (DE/DT).....	1999-2006
Renaldo Wynn (DE/DT).....	2007
Sedrick Ellis (DT).....	2008-12
Parys Haralson (OLB).....	2013-14
Mike Mohamed (LB).....	2015
Sheldon Rankins (DT).....	2016-

99

Tony Elliott (DT).....	1982-88
Joel Smeenge (DE/LB).....	1990-94
Willie Broughton (DT).....	1995-96
Pio Sagapolutele (DT).....	1997
Darren Mickell (DT).....	1999
Norman Hand (DT).....	2000-02
Kenderick Allen (DT).....	2003
Shaun Smith (DT).....	2004
Hollis Thomas (DT).....	2006-08
Jimmy Wilkerson (DL).....	2010
Aubrayo Franklin (DT).....	2011
Paul Kruger (DE).....	2016
Adam Bighill (LB).....	2017





JIM FINKS

PRESIDENT/GENERAL MANAGER

BORN: 8/31/27

COLLEGE: TULSA '49

PLAYER: 1949-55

GENERAL MANAGER: 1964-93

SAINTS PRESIDENT/GENERAL MANAGER: 1986-93

YEAR INDUCTED: 1995

On July 29, 1995, an illustrious career as a football administrator was capped when Jim Finks was inducted into the Pro Football Hall of Fame in Canton, Ohio. Finks' posthumous election to the Hall was the ultimate honor in a career full of significant accomplishments.


Finks was named president/general manager of the Saints on January 14, 1986 by Owner Tom Benson. As Benson's first major hire since purchasing the team in 1985, Finks brought with him a portfolio of success as a player, coach, scout and administrator that had spanned 37 years in sports.

Much like his prior stints as general manager with the Minnesota Vikings and Chicago Bears, Finks' final stop would also be a success. Hiring head coach Jim Mora and picking impact players in guard/tackle Jim Dombrowski, running backs Dalton Hilliard and Rueben Mayes and linebacker Pat Swilling in his first draft, a franchise that had not achieved a winning season in 20 years would log a 12-3 mark in 1987, second-best in the NFL and go on to their first-ever playoff game. Finks' presence was apparent and recognized as he was named *The Sporting News* NFL Executive of the Year.

Under Finks' leadership, the Saints would continue to have success, winning their first division title in 1991 as the NFC West championship flag flew in New Orleans for the first time. However, shortly after his final draft in 1993, where he mined a future Pro Football Hall of Fame selection in tackle William Roaf, Finks would be forced to resign due to a valiant fight with lung cancer that would claim his life on May 8, 1994. Overall from 1986-92, the Saints would win 60 percent of their regular season games and enjoy a streak of six consecutive non-losing years. Over that period, only two other NFL teams had the same accomplishment.

Prior to coming to New Orleans, Finks served as general manager of the Chicago Bears from 1974-83, where he set about construction of one of the NFL's most dominating teams. Before his departure, Finks would acquire 19 of the 22 starters for a Bears team that compiled a 15-1 record in 1985 and crushed New England in Super Bowl XX. During his 10-year tenure in Minnesota, Finks hired then-unknown Bud Grant as head coach and the Vikings followed with a string of five NFC Central crowns and two Super Bowl appearances.

The Salem, Ill. native played quarterback at Tulsa University and was a 12th round selection of the Pittsburgh Steelers in 1949. Finks played defensive back until 1952, when he became the Steelers' starting quarterback and went to the Pro Bowl. After retiring as an NFL player following the 1955 season, he served as an assistant coach for two seasons before beginning his career as an administrator as the general manager of Calgary of the Canadian Football League in 1958.



RICKEY JACKSON

LINEBACKER

BORN: 3/20/58
COLLEGE: PITTSBURGH
NFL: 1981-93
SAINTS: 1981-93
YEAR INDUCTED: 2010

57

One of the most productive linebackers in National Football League history, Rickey Jackson served as the linchpin of one of the most dominant linebacker corps the league has ever seen. He became the first Saint to have spent the majority of his career with New Orleans to have been selected to the Pro Football Hall of Fame.


The Pahokee, Fla. native had an outstanding college career at Pittsburgh and was picked in the second round (51st overall) by the Saints in the 1981 NFL Draft. Jackson appeared in 227 regular season games, starting 225 during 15 NFL seasons, 13 of which were spent with the Saints. With 115 as a Saint, he is the club's all-time leader. Jackson led the club in takedowns six times. He missed only two games out of a possible 229 regular season games in his career.

Jackson finished his career with 128 sacks, (his eight sacks in his rookie season of 1981 are not included since sacks did not become an official statistic until 1982) ranked tenth all-time in NFL history. He is also the franchise's all-time leader in fumble recoveries with 26.

As a show of respect by opposing coaches and players for his dominating pass rush abilities and sideline to sideline play, Jackson was named to the Pro Bowl six times (1983-86, 1992-93) in his career, tied for the third-most by a Saint. He was an All-Pro selection six times (1984-87, 1992-93). After failing to post a winning campaign in the franchise's first 18 seasons, Jackson's Saints did not have a losing season in his final seven campaigns with the club from 1987-93, qualifying for the playoffs four times during this period.

Jackson would close out his NFL career with San Francisco from 1994-95, earning a championship ring as part of the Super Bowl XXIX winners. Jackson retired as a Saint in 1996 and his number 57 jersey was raised to the rafters of the Superdome. He was inducted into the New Orleans Saints Hall of Fame in 1997 and to the Louisiana Sports Hall of Fame in 1999. In 2013, he was inducted into the New Orleans Saints Ring of Honor and in 2016 was named to the franchise's All-50th team.





WILLIAM ROAF

TACKLE

BORN: 4/18/70
COLLEGE: LOUISIANA TECH
NFL: 1993-2005
SAINTS: 1993-2001
YEAR INDUCTED: 2012


77


One of the most accomplished tackles in National Football League history, William Roaf was the anchor of the Saints offensive line for nine seasons. Coming out of Louisiana Tech in 1993, Roaf was picked by the Saints with the eighth overall choice in the 1993 NFL Draft.

The Pine Bluff, Ark. native immediately was inserted by head coach Jim Mora into the starting lineup at right tackle, where he would start every contest and was selected to several All-Rookie teams. The 6-5, 312-pounder moved to the left side in his second season where he was named a Pro Bowl starter and *Associated Press* first-team All-Pro, which would begin a 12-year stretch as one of the most dominant left tackles in NFL history.

During his nine seasons with the Saints, Roaf was named to the Pro Bowl seven consecutive times (1994-2000), the second-most appearances ever by a Saint. Following a trade to the Kansas City Chiefs in 2002, he would be selected four more times, totaling 11 total selections, tied for the most nominations by a tackle in league history with Anthony Munoz and Jonathan Ogden. He also was an eight-time AP All-Pro selection, with four selections from each club. Overall, Roaf started all 189 regular season games and three postseason contests he appeared in for the Saints and Chiefs.

Roaf received one of football's highest honors as he was named to the NFL's All-Decade teams of the 1990's and 2000's, voted on by the Pro Football Hall of Fame selection committee. He was a first-team selection for the 1990's squad and a second-team choice on the 2000's roster, making him one of only 16 players since the AFL-NFL merger to be named to two All-Decade rosters. Additionally, Roaf was named to the Saints Hall of Fame in 2008 and is a member of the Louisiana and Arkansas Sports Hall of Fames. In 2013, he was inducted into the New Orleans Saints Ring of Honor. In 2014 he was elected to the College Football Hall of Fame and in 2016 was named to the franchise's All-50th team.





MORTEN ANDERSEN

KICKER

BORN: 8/19/60
COLLEGE: MICHIGAN STATE
NFL: 1982-2004, 2006-07
SAINTS: 1982-1994
YEAR INDUCTED: 2017

7

One of the most decorated kickers in NFL history, Andersen became only the second exclusive placekicker to be inducted into the Pro Football Hall of Fame. The NFL's all-time scoring leader until the 2018 season played in an NFL record 382 games during his 25-year career with five teams.

The Copenhagen, Denmark native was the Saints scoring weapon for 13 seasons after being selected by New Orleans in the 1982 NFL Draft in the fourth round (86th overall) out of Michigan State. During his Saints career, Andersen was named to the Pro Bowl four consecutive times and six-times overall (1985-88, 1990, 1992) and was named a first team AP All-Pro selection five times (1985-88, 1992). He finished his Saints career as the club's all-time leader in scoring with 1,318 points, in games played with 196 appearances, in seasons played with 13, field goals made 302 and 25 consecutive field goals made. Andersen went on to play eight seasons for the Falcons (1995-2000, 2006-07) becoming Atlanta's all-time scoring leader, earning Pro Bowl and AP All-Pro selections in 1995. In the 1999 NFC Championship game, he made a game-winning kick in overtime to beat Minnesota 30-27. Andersen spent the 2001 season with the Giants, the 2002-03 campaigns with the Chiefs and the 2004 season with the Vikings.

Andersen's illustrious career would break almost every NFL kicking and scoring record. In his 25 seasons, he became the NFL's all-time leader in scoring with 2,544 points, in games played with 382 appearances, in field goals made with 565, achieved NFL records with 22 seasons with 90+ points, scored in an NFL record 360 straight games. The seven-time Pro Bowler and six-time All-Pro hit 22 game winning kicks in the final two-minutes or less, with seven of them taking place in overtime.

Andersen received one of the greatest honors in football as he was named to the NFL's All Decade teams of the 1980's and 1990's, voted on by the Pro Football Hall of Fame selection committee. The "Great Dane" was named a first-team selection for both the 1980's team and 1990's roster, making him one of only 16 players since the AFL-NFL merger to be named to two All Decade teams. Andersen is a member of the Saints Hall of Fame (2009), the Louisiana Sports Hall of Fame (2011), the Saints Ring of Honor (2015) and the club's All-50th team (2016).



RING OF HONOR



LB RICKEY JACKSON
Saints Career: 1981-93
Inducted: 2013



K MORTEN ANDERSEN
Saints Career: 1982-94
Inducted: 2015



QB ARCHIE MANNING
Saints Career: 1971-82
Inducted: 2013



OWNER TOM BENSON
Ownership Tenure:
1985-2018
Inducted: 2018



T WILLIAM ROAF
Saints Career: 1993-2001
Inducted: 2013

Pro Football Hall of Fame

1976

RB **Jim Taylor** (Saints career: 1967)

1982

DE **Doug Atkins** (Saints career: 1967-69)

1991

RB **Earl Campbell** (Saints career: 1984-85)

1995

President/GM **Jim Finks** (Saints career: 1986-93)

2003

Coach **Hank Stram** (Saints career: 1976-77)

2010

LB **Rickey Jackson** (Saints career: 1981-93)

2012

T **William Roaf** (Saints career: 1993-2001)

2016

QB **Ken Stabler** (Saints career: 1982-84)

2017

K **Morten Andersen** (Saints career: 1982-94)

Major Awards

1971

K **Tom Dempsey**: PFWA George Halas Award

1977

QB **Archie Manning**: Byron "Whizzer" White NFL Man of the Year (NFLPA)

1978

QB **Archie Manning**: NFC Most Valuable Player (UPI, Sporting News); NFC Player of the Year (UPI, Sporting News); UPI NFC Offensive MVP

RB **Chuck Muncie**: Pro Bowl MVP

1981

RB **George Rogers**: NFL Rookie of the Year (Pro Football Weekly/PFWA, Sporting News); NFL Offensive Rookie of the Year (AP, Pro Football Weekly/PFWA); UPI NFC Rookie of the Year

1983

QB **Archie Manning**: PFWA Jack Horrigan Award

1986

K **Morten Andersen**: Pro Football Weekly/PFWA Golden Toe

RB **Rueben Mayes**: NFL Rookie of the Year (Pro Football Weekly/PFWA, Sporting News, Newspaper Enterprise Assoc.); NFL Offensive Rookie of the Year (AP, Pro Football Weekly/PFWA)

Major Awards, cont.

1987

General Manager **Jim Finks**: *Sporting News NFL Executive of the Year*

Head Coach **Jim Mora**: *NFL Coach of the Year (AP, Pro Football Weekly/PFWA, Sporting News); NFC Coach of the Year (UPI, Pro Football Weekly/PFWA, Committee of 101 - Kansas City)*

1991

LB **Pat Swilling**: *NFL Defensive Player of the Year (AP, Newspaper Enterprise Assoc., Football Digest). NFC Defensive Player of the Year (Committee of 101 - Kansas City)*

2000

DT **La'Roi Glover**: *NFL Alumni Defensive Lineman of the Year, Committee of 101 - Kansas City NFC Defensive Player of the Year*

Head Coach **Jim Haslett**: *NFL Coach of the Year (AP, Pro Football Weekly/PFWA, Sports Illustrated, Football News, College & Pro Football Weekly, NFL Alumni, The Sports Network); Football Digest Rookie Coach of the Year; NFC Coach of the Year (USA Today, Committee of 101 - Kansas City)*

DE **Joe Johnson**: *NFL Comeback Player of the Year (AP, Pro Football Weekly/PFWA)*

Offensive Coordinator **Mike McCarthy**: *USA Today NFC Assistant Coach of the Year*

General Manager **Randy Mueller**: *NFL Executive of the Year (Sporting News, Pro Football Weekly/PFWA, Football Digest, The Sports Network)*

2002

G **LeCharles Bentley**: *Sports Illustrated NFL Offensive Rookie of the Year*

RS **Michael Lewis**: *NFL Alumni Special Teams Player of the Year*

2006

Executive Vice President/General Manager **Mickey Loomis**: *NFL Executive of the Year (Sporting News, Pro Football Weekly/Pro Football Writers of America)*

Head Coach **Sean Payton**: *NFL Coach of the Year (AP, Sporting News, Pro Football Weekly, Sports Illustrated, Maxwell Club, NFL Alumni), Committee of 101 - Kansas City NFC Coach of the Year*

QB **Drew Brees**: *Co-NFL Walter Payton Man of the Year, Sports Illustrated (Dr. Z) NFL Most Valuable Player, FedEx Air Player of the Year, Committee of 101 - Kansas City NFC Offensive Player of the Year, NFL Alumni QB of the Year*

2007

QB **Drew Brees**: *Pro Football Weekly/PFWA George Halas Award*

2008

QB **Drew Brees**: *NFL Offensive Player of the Year (AP, Sporting News), FedEx Air Player of the Year, Committee of 101 - Kansas City NFC Offensive Player of the Year*

2009

Head Coach **Sean Payton**: *NFL Coach of the Year (Maxwell Club, NFL Alumni), Committee of 101 - Kansas City NFC Coach of the Year*

QB **Drew Brees**: *NFL Player of the Year (Maxwell Club), NFL Alumni QB of the Year, FedEx Air Player of the Year, Sporting News Offensive Player of the Year, Committee of 101 - Kansas City NFC Offensive Player of the Year*

2010

QB **Drew Brees**: *Sports Illustrated Sportsman of the Year, AP 2010 Athlete of the Year; Pro Football Writers Association Good Guy Award*

2011

QB **Drew Brees**: *NFL Offensive Player of the Year (AP, Sports Illustrated), FedEx Air Player of the Year, Byron "Whizzer" White NFL Man of the Year (NFLPA), Bart Starr Award*

2015

S **Steve Gleason**: *PFWA George Halas Award*

2017

RB **Alvin Kamara**: *The Sporting News NFL Rookie of the Year; NFL Offensive Rookie of the Year (AP and Sports Illustrated); PFWA NFL Offensive Rookie of the Year (co-winner)*

CB **Marshon Lattimore**: *NFL Defensive Rookie of the Year (AP, PFWA and Sports Illustrated)*

2018

QB **Drew Brees**: *Committee of 101 - Kansas City NFC Offensive Player of the Year; NFL Art Rooney Sportsmanship Award*
Special Teams **Mike Westhoff**: *PFWA Paul "Dr. Z" Zimmerman Award (co-winner)*

All-Pro/All-Rookie Team

AP - Associated Press, CN - College & Pro Football Weekly, FD - Football Digest, FN - Football News, FW - Professional Football Writers of America, NE - Newspaper Enterprise Association, NY - New York Daily News, PFWA - Pro Football Writers of America, PW - Pro Football Weekly (1992-2012, choices combined with Pro Football Writers of America), SI - Sports Illustrated, SN - Sporting News, UP - United Press International, UW - USA Today/Sports Weekly

1967

CB **Dave Whitsell**: SN All-Pro; All-NFL 2nd Team (AP, UP)

1968

DE **Doug Atkins**: SN All-Pro; All-Pro 2nd Team (AP, NE)

1969

WR **Danny Abramowicz**: All-Pro (SN, AP-tied); All-Pro 2nd Team (NY, UPI)

K **Tom Dempsey**: SN All-Pro

1970

P **Julian Fagan**: All-NFC (AP, SN)

1972

LB **Joe Federspiel**: UP All-Rookie

1978

TE **Henry Childs**: UP All-NFC 2nd Team

QB **Archie Manning**: All-NFC (UP, SN)

1979

WR **Wes Chandler**: NE All-Pro 2nd team, UP All-NFC 2nd team

TE **Henry Childs**: PW All-NFC; UP All-NFC 2nd Team

G **Conrad Dobler**: UP All-NFC 2nd Team

RB **Chuck Muncie**: UP All-NFC 2nd Team

S **Tommy Myers**: PW All-Pro; All-NFC 1st Team (UP, PW)

1980

T **Stan Brock**: All-Rookie (UP, PW)

KR **Rich Mauti**: All-NFC (PW - specialist)

1981

RB **George Rogers**: All-Pro 1st Team (AP, SN); NE All-Pro 2nd Team; UP All-NFC

1982

RB **George Rogers**: UP All-NFC 2nd Team

1983

S **Russell Gary**: UP All-NFC

LB **Rickey Jackson**: PW All-NFC

LB **Jim Kovach**: UP All-NFC 2nd Team

CB **Johnnie Poe**: NE All-Pro 2nd Team; UP All-NFC

1984

P **Brian Hansen**: UP All-NFC 2nd Team

LB **Rickey Jackson**: All-Pro 2nd Team (AP, NE); All-NFC (UP, PW)

1985

K **Morten Andersen**: SN All-Pro; AP All-Pro 2nd Team; UP All-NFC

LB **Rickey Jackson**: AP All-Pro 2nd Team; UP All-NFC 2nd Team

1986

K **Morten Andersen**: All-Pro (AP, NE, FW, SN, PFW); All-NFC (UP, PW)

KR **Mel Gray**: All-Pro (SN - specialist)

LB **Rickey Jackson**: AP All-Pro 2nd Team; UP All-NFC 2nd Team

RB **Rueben Mayes**: UP All-NFC 2nd Team; All-Rookie (UP, PW)

1987

K **Morten Andersen**: All-Pro (AP, FW, NE, SN, PW); All-NFC (UPI, PW)

S **Gene Atkins**: FW All-Rookie

DE **Bruce Clark**: NE All-Pro 2nd Team

G **Brad Edelman**: UPI All-NFC 2nd Team

RS **Mel Gray**: All-Pro (FW, SN, PW - PR);

All-NFC (PW - specialist)

LB **Rickey Jackson**: All-Pro (NE, SN)

LB **Vaughan Johnson**: All-NFC (UP, PW)

DE **Shawn Knight**: FW All-Rookie

RB **Rueben Mayes**: UP All-NFC

LB **Pat Swilling**: UP All-NFC

G **Steve Trapilo**: All-Rookie (FW, UP)

CB **Dave Waymer**: All-Pro 2nd Team (AP); UP All-NFC

1988

K **Morten Andersen**: NE All-Pro 2nd Team; AP All-NFC

LB **Vaughan Johnson**: NE All-Pro; All-NFC (UP, PW)

1989

RB **Dalton Hilliard**: All-Pro 2nd Team (AP, NE); All-NFC 2nd Team (UP)

LB **Vaughan Johnson**: NE All-Pro; AP All-Pro 2nd Team; All-NFC (UP, PW)

CB **Robert Massey**: All-Rookie (FW, CN, PW, FD)

LB **Pat Swilling**: All-Pro 2nd Team (AP, NE); All-NFC 2nd Team (UP)

1990

LB **Vaughan Johnson**: NE All-Pro 2nd Team; UP All-NFC 2nd Team

LB **Pat Swilling**: AP All-Pro 2nd Team; UP All-NFC 2nd Team

LB **Renaldo Turnbull**: All-Rookie (FW, UP, CN, FD)

1991

LB **Vaughan Johnson**: UP All-NFC

LB **Sam Mills**: All-Pro (FW, SN, PW); All-Pro 2nd Team (AP, NE); PW All-NFC PW

LB **Pat Swilling**: All-Pro (AP, NE, FW, SN, PW); All-NFC (UP, PW)

ST **Bennie Thompson**: PW - specialist All-NFC

All-Pro/All-Rookie Team, cont.

1992

K Morten Andersen: All-Pro (FW, NE, PW); AP All-Pro 2nd Team; All-NFC (UP, PW)
LB Rickey Jackson: All-Pro (FW, PW); All-Pro 2nd Team (AP, NE); All-NFC (UP, PW)
LB Vaughan Johnson: UP All-NFC
G Derek Kennard: NE All-Pro 2nd Team
DT Wayne Martin: NE All-Pro 2nd Team
LB Sam Mills: All-Pro (PW/FW, SN); AP All-Pro 2nd Team; All-NFC (UP, PW)
LB Pat Swilling: All-Pro (AP, SN)

1993

KR Tyrone Hughes: All-Pro (PW/FW - specialist; AP All-Pro 2nd Team; All-NFC (UP, PW); All-Rookie (PW/FW, UP, CN, FD)
LB Rickey Jackson: SN All-Pro; AP All-Pro 2nd Team; All-NFC (UP, PW)
T William Roaf: All-Rookie (PW/FW, UP, CN, FD)
TE Irv Smith: All-Rookie (CN, FN)
LB Renaldo Turnbull: AP All-Pro; UP All-NFC

1994

DE Joe Johnson: All-Rookie (FN, PW/FW, CN, UP)
T William Roaf: All-Pro (AP, PW/FW, SN, SI); All-NFC (UP, PW)
LB Winfred Tubbs: FN All-Rookie

1995

CB Eric Allen: UP All-NFC 2nd Team
LB Mark Fields: All-Rookie (PW/FW, CN)
T William Roaf: All-Pro (AP, PW/FW, SN); All-NFC (UP, PW)

1996

T William Roaf: All-Pro (PW/FW, SN); AP All-Pro 2nd Team; PW All-NFC

1997

S Sammy Knight: All-Rookie (PW)
T William Roaf: AP All-Pro 2nd Team; PW/FW All-NFC
LB Winfred Tubbs: AP All-Pro 2nd Team

1998

DT La'Roi Glover: CN All-Pro; All-Pro 2nd Team (AP, UW); FN All-NFC
TE Cameron Cleeland: All-Rookie (PW/FW, CN, FN, FD)
G/T Kyle Turley: All-Rookie (PW/FW, FN, FD)
T William Roaf: CN All-Pro 2nd Team; FN All-NFC (Football News)

1999

T William Roaf: PW All-NFC

2000

DT La'Roi Glover: Unanimous All-Pro (PW/FW, AP, UW, SI, SN, CN, FD); All-NFC 1st Team (PW/FW, FN)
DT Norman Hand: FD All-Pro 2nd Team
DE Darren Howard: All-Rookie (PW/FW, FN)
DE Joe Johnson: All-Pro 2nd Team (CN, FD); All-NFC (PW/FW, FN)
LB Keith Mitchell: SI All-Pro, PW/FW All-NFC 1st Team
T William Roaf: All-Pro (PW/FW, UW, SI, FD); All-Pro 2nd Team (AP, CN); PW/FW All-NFC 1st Team

T Kyle Turley: AP All-Pro; All-Pro 2nd Team (CN, FD); FN 1st Team All-NFC

2001

S Sammy Knight: FD All-Pro; All-Pro 2nd Team (AP, CN)

2002

G LeCharles Bentley: All-Rookie (PW)
KR Michael Lewis: All-Pro (AP, CN, FD, PW/FW, SI, SN); All-NFC KR/PR (PW)
ST Fred McAfee: PW/FW All-Pro; FW All-Pro 2nd Team; PW All-NFC
RB Deuce McAllister: PW All-NFC
CB Fred Thomas: SI All-Pro
WR Donté Stallworth: PW All-Rookie

2003

RB Deuce McAllister: PW All-NFC
DT Johnathan Sullivan: PW All-Rookie

2004

DE Will Smith: PW All-Rookie

2005

OT Jammal Brown: PW All-Rookie

2006

QB Drew Brees: All-Pro (AP, PW/FW, SI, SN, UW); PW/NW All-NFC
T Jammal Brown: All-Pro (AP, PW/FW, SI, UW); PW/FW All-NFL & All-NFC
RB Reggie Bush: PW/FW All-Rookie
FB Mike Karney: AP All-Pro 2nd Team

2008

QB Drew Brees: All-Pro (SI, SN); AP All-Pro 2nd Team; PW/FW All-NFC
PR Reggie Bush: SN All-Pro
DT Sedrick Ellis: PW/FW All-Rookie
G Carl Nicks: PW/FW All-Rookie

2009

QB Drew Brees: SN All-Pro; AP All-Pro 2nd Team; PW/FW All-NFC
G Jahri Evans: All-Pro (AP, PW/FW, SI, SN, UW); PW/FW All-NFC
S Darren Sharper: All-Pro (AP, PW/FW, SI, SN, UW); PW/FW All-NFC

2010

G Jahri Evans: All-Pro (AP, PW/FW, SN); PW/FW All-NFC
RB Chris Ivory: All-Rookie (PW/FW, SN)
S Malcolm Jenkins: AP All-Pro 2nd Team
G Carl Nicks: AP All-Pro 2nd Team
S Darren Sharper: AP All-Pro 2nd Team

2011

QB Drew Brees: AP All-Pro 2nd Team
G Jahri Evans: All-Pro (AP, PW/FW, ESPN.com, SN); PW/FW All-NFC
TE Jimmy Graham: AP All-Pro 2nd Team; PW/FW All-NFC
G Carl Nicks: All-Pro (AP, ESPN.com, PW/FW, SI, SN); PW/FW All-NFC

NFL HONORS

All-Pro/All-Rookie Team, cont.

2012

G **Jahri Evans**: *All-Pro (AP, SN); PW/FW All-NFC*
P **Thomas Morstead**: *All-Pro (SI, SN); AP All-Pro 2nd Team*

2013

QB **Drew Brees**: *PFWA All-NFC*
G **Jahri Evans**: *AP All-Pro 2nd Team*
TE **Jimmy Graham**: *All-Pro (AP 1st team, SN, SI); PFWA All-NFL and All-NFC*
S **Kenny Vaccaro**: *PFWA All-Rookie*

2015

LB **Stephone Anthony**: *PFWA All-Rookie*
T **Zach Strief**: *SI All-Pro*

2016

K **Wil Lutz**: *PFWA All-Rookie*
WR **Michael Thomas**: *PFWA All-Rookie*

2017

DE **Cameron Jordan**: *All-Pro (AP, SN); PWFA All-NFL and All-NFC*
RB **Alvin Kamara**: *AP All-Pro (2nd team flex position); PWFA All-NFC and All-Rookie*
CB **Marshall Lattimore**: *PWFA All-NFC and All-Rookie*
T **Ryan Ramczyk**: *PWFA All-Rookie*
WR **Michael Thomas**: *PWFA All-NFC*
S **Marcus Williams**: *PWFA All-Rookie*

2018

T **Terron Armstead**: *AP All-Pro 2nd Team; SN All-Pro; PFWA All-NFC*
QB **Drew Brees**: *AP All-Pro 2nd Team; SN All-Pro; PFWA All-NFC*
DE **Marcus Davenport**: *PFWA All-Rookie*
DE **Cameron Jordan**: *AP All-Pro 2nd Team; PFWA All-NFC*
T **Ryan Ramczyk**: *AP All-Pro 2nd Team*
WR **Michael Thomas**: *AP first-team All-Pro; SN All-Pro; PFWA All-NFL and All-NFC*

Pro Bowl Selections

1967

CB **Dave Whitsell**

1968

DT **Dave Rowe**

1969

RB **Tony Baker**, K **Tom Dempsey**, G **Jake Kupp**, RB **Andy Livingston**

1978

QB **Archie Manning**

1979

WR **Wes Chandler**, TE **Henry Childs**, QB **Archie Manning** (2), RB **Chuck Muncie**, S **Tommy Myers**

1981

RB **George Rogers**

1982

RB **George Rogers** (2)

1983

LB **Rickey Jackson**

1984

DE **Bruce Clark**, P **Brian Hansen**, LB **Rickey Jackson** (2)

1985

K **Morten Andersen**, LB **Rickey Jackson** (3)

1986

K **Morten Andersen** (2), LB **Rickey Jackson** (4), RB **Rueben Mayes***

1987

K **Morten Andersen** (3), TE **Hoby Brenner**, G **Brad Edelman**, RB **Rueben Mayes** (2)*, LB **Sam Mills**, CB **Dave Waymer**

1988

K **Morten Andersen** (4), WR **Eric Martin**, LB **Sam Mills** (2)

1989

RB **Dalton Hilliard**, LB **Vaughan Johnson**, LB **Pat Swilling**

1990

K **Morten Andersen** (5), LB **Vaughan Johnson** (2), LB **Pat Swilling** (2)

1991

LB **Vaughan Johnson** (3), LB **Sam Mills** (3), LB **Pat Swilling** (3), ST **Bennie Thompson**

1992

K **Morten Andersen** (6), C **Joel Hilgenberg**, LB **Rickey Jackson** (5), LB **Vaughan Johnson** (4), LB **Sam Mills** (4), LB **Pat Swilling** (4)

1993

ST **Tyrone Hughes**, LB **Rickey Jackson** (6), LB **Renaldo Turnbull**

1994

DE **Wayne Martin**, T **William Roaf**

1995

CB **Eric Allen**, T **William Roaf** (2)

1996

T **William Roaf** (3)

1997

T **William Roaf** (4)

1998

T **William Roaf** (5)*, DE **Joe Johnson**

1999

T **William Roaf** (6)

2000

LB **Mark Fields**, DT **La'Roi Glover**, WR **Joe Horn**, DE **Joe Johnson** (2), LB **Keith Mitchell**, T **William Roaf** (7)

2001

WR **Joe Horn** (2), DT **La'Roi Glover** (2), S **Sammy Knight**

2002

WR **Joe Horn** (3), KR **Michael Lewis**, ST **Fred McAfee**, RB **Deuce McAllister**

2003

RB **Deuce McAllister*** (2), G **LeCharles Bentley***

NFL HONORS

Pro Bowl Selections, cont.

2004

P **Mitch Berger**, WR **Joe Horn** (4)

2005

C **LeCharles Bentley** (2)

2006

QB **Drew Brees**, T **Jammal Brown***, DE **Will Smith**

2008

QB **Drew Brees** (2), T **Jammal Brown** (2)

2009**

QB **Drew Brees** (3), G **Jahri Evans**, C **Jonathan Goodwin**, S **Roman Harper**, S **Darren Sharper**, T **Jon Stinchcomb**, LB **Jonathan Vilma**

2010

QB **Drew Brees** (4), G **Jahri Evans** (2), S **Roman Harper** (2), G **Carl Nicks**, LB **Jonathan Vilma** (2)

2011

QB **Drew Brees** (5), T **Jermon Bushrod**, G **Jahri Evans** (3), TE **Jimmy Graham**, G **Carl Nicks** (2)

2012

QB **Drew Brees** (6), T **Jermon Bushrod** (2), G **Jahri Evans** (4), P **Thomas Morstead**

2013

QB **Drew Brees** (7), G **Jahri Evans** (5), TE **Jimmy Graham** (3), G **Ben Grubbs**, DE **Cameron Jordan**

2014

QB **Drew Brees** (8), G **Jahri Evans*** (6), TE **Jimmy Graham** (2), RB **Mark Ingram**

2015

DE **Cameron Jordan** (2)

2016

QB **Drew Brees** (9)

2017

QB **Drew Brees** (10), RB **Mark Ingram II** (2), DE **Cameron Jordan** (3), RB **Alvin Kamara**, CB **Marshon Lattimore**, WR **Michael Thomas**, G **Larry Warford**

2018

T **Terron Armstead***, QB **Drew Brees*** (11), DE **Cameron Jordan** (4), RB **Alvin Kamara** (2), G **Andrus Peat**, WR **Michael Thomas*** (2), G **Larry Warford** (2), C **Max Unger***

* - did not play

** - Super Bowl participant, players did not play

() - number of multiple selections to squad as a Saint

NFC Players of the Month (Awarded Since 1986)

1988

Sept.: LB **Rickey Jackson** (Defense)

1989

Oct.: QB **Bobby Hebert** (Offense)

1990

Dec.: LB **Rickey Jackson** (Defense, 2)

1991

Sept.: LB **Sam Mills** (Defense)

1993

Sept.: LB **Renaldo Turnbull** (Defense)

1994

Oct.: KR-PR **Tyrone Hughes** (Special Teams)

1997

Nov.: K **Doug Brien** (Special Teams)

2000

Oct.: DT **La'Roi Glover** (Defense)

2001

Oct.: RB **Ricky Williams** (Offense); Oct.: K **John Carney** (Special Teams)

2002

Oct.: RB **Deuce McAllister** (Offense)

2006

Sept.: K **John Carney** (Special Teams, 2)

2008

Sept.: QB **Drew Brees** (Offense)

2009

Sept.: QB **Drew Brees** (Offense, 2); Oct.: S **Darren Sharper** (Defense)

2010

Sept.: KR-ST **Courtney Roby** (Special Teams)

2011

Dec./Jan.: QB **Drew Brees** (Offense, 3)

2013

Sept.: TE **Jimmy Graham** (Offense)

2014

Oct.: K **Shayne Graham** (Special Teams)

2017

Oct.: DE **Cameron Jordan** (Defense)

2018

Sept.: K **Wil Lutz** (Special Teams)
Nov.: QB **Drew Brees** (Offense, 4)

() - number of multiple selections to honor as a Saint

NFC Rookie of the Month

2000

Sept.: DE **Darren Howard** (Defense); Dec.: DE **Darren Howard** (Defense, 2)

2006

Oct.: WR **Marques Colston** (Offense); Dec.: RB **Reggie Bush** (Offense)

() - number of multiple selections to honor as a Saint

NFL Rookie of the Month

2017

Oct.: CB **Marshon Lattimore** (Defense); **Nov.:** RB **Alvin Kamara** (Offense); **Dec.:** CB **Marshon Lattimore** (Defense, 2)

() - number of multiple selections to honor as a Saint

NFC Players of the Week (Awarded Since 1984)

1984

Week 11: DE **Jim Wilks** (Defense); **Week 12:** DT **Bruce Clark** (Defense)

1985

Week 3: QB **Dave Wilson** (Offense)

1986

Week 7: RB **Rueben Mayes** (Offense); **Week 9:** LB **Rickey Jackson** (Defense); **Week 10:** DE **Bruce Clark** (Defense, 2)

1987

Week 9: RB **Dalton Hilliard** (Offense); **Week 11:** DE **Jim Wilks** (Defense, 2); **Week 14:** QB **Bobby Hebert** (Offense); **Week 15:** LB **Rickey Jackson** (Defense, 2)

1988

Week 8: LB **Rickey Jackson** (Defense, 3); **Week 12:** QB **Bobby Hebert** (Offense, 2)

1989

Week 7: RB **Dalton Hilliard** (Offense, 2); **Week 8:** LB **Pat Swilling** (Defense); **Week 11:** LB **Pat Swilling** (Defense, 2)

1990

Week 10: RB **Craig Heyward** (Offense)

1991

Week 5: LB **Rickey Jackson** (Defense, 4); **Week 10:** LB **Pat Swilling** (Defense, 3); **Week 16:** QB **Bobby Hebert** (Offense, 3); **Week 17:** S **Gene Atkins** (Defense)

1992

Week 6: LB **Rickey Jackson** (Defense, 5); **Week 14:** DE **Wayne Martin** (Defense)

1993

Week 2: QB **Wade Wilson** (Offense); **Week 3:** P **Tommy Barnhardt** (Special Teams); **Week 3:** LB **Ronaldo Turnbull** (Defense); **Week 4:** K **Morten Andersen** (Special Teams); **Week 4:** LB **Vaughan Johnson** (Defense); **Week 13:** KR **Tyrone Hughes** (Special Teams)

1994

Week 3: LB **Darion Conner** (Defense); **Week 5:** LB **James Williams** (Defense); **Week 8:** KR/PR **Tyrone Hughes** (Special Teams, 2); **Week 15:** K **Morten Andersen** (Special Teams, 2); **Week 17:** P **Tommy Barnhardt** (Special Teams, 2)

1995

Week 9: KR/PR **Tyrone Hughes** (Special Teams, 3); **Week 10:** K **Doug Brien** (Special Teams)

1996

Week 16: DT **Wayne Martin** (Defense, 2)

1997

Week 4: DT **Wayne Martin** (Defense, 3); **Week 12:** S **Chris Hewitt** (Special Teams); **Week 14:** K **Doug Brien** (Special Teams, 2); **Week 16:** P **Mark Royals** (Special Teams)

1998

Week 4: LB **Mark Fields** (Defense); **Week 8:** P **Mark Royals** (Special Teams, 2); **Week 14:** DT **La'Roi Glover** (Defense)

1999

Week 16: CB **Fred Weary** (Defense)

2000

Week 6: DT **La'Roi Glover** (Defense, 2); **Week 7:** DT **La'Roi Glover** (Defense, 3); **Week 9:** LB **Keith Mitchell** (Defense); **Week 10:** QB **Jeff Blake** (Offense); **Week 11:** LB **Keith Mitchell** (Defense, 2); **Week 13:** DT **La'Roi Glover** (Defense, 4)

2001

Week 1: S **Sammy Knight** (Defense); **Week 4:** RB **Ricky Williams** (Offense); **Week 4:** K **John Carney** (Special Teams); **Week 7:** S **Sammy Knight** (Defense, 2); **Week 7:** K **John Carney** (Special Teams, 2)

2002

Week 1: RB **Fred McAfee** (Special Teams); **Week 6:** WR **Michael Lewis** (Special Teams); DE **Darren Howard** (Defense); **Week 7:** QB **Aaron Brooks** (Offense); **Week 10:** S **Steve Gleason** (Special Teams)

2003

Week 7: QB **Aaron Brooks** (Offense, 2); **Week 9:** DE **Willie Whitehead** (Defense); **Week 13:** RB **Deuce McAllister** (Offense); **Week 15:** QB **Aaron Brooks** (Offense, 3)

2004

Week 3: K **John Carney** (Special Teams, 3); **Week 14:** P **Mitch Berger** (Special Teams); **Week 15:** RB **Aaron Stecker** (Special Teams); **Week 16:** WR **Michael Lewis** (Special Teams, 2); **Week 17:** DE **Tony Bryant** (Special Teams)

2005

Week 1: K John Carney (Special Teams, 4); **Week 4:** DE Darren Howard (Defense, 2)

2006

Week 5: LB Scott Fujita (Defense); **Week 5:** RB Reggie Bush (Special Teams); **Week 9:** QB Drew Brees (Offense); **Week 13:** RB Reggie Bush (Offense); **Week 14:** QB Drew Brees (Offense, 2)

2007

Week 8: QB Drew Brees (Offense, 3); **Week 15:** QB Drew Brees (Offense, 4)

2008

Week 5: RB Reggie Bush (Special Teams, 2); **Week 6:** QB Drew Brees (Offense, 5); **Week 8:** QB Drew Brees (Offense, 6); **Week 12:** QB Drew Brees (Offense, 7)

2009

Week 1: QB Drew Brees (Offense, 8); **Week 4:** S Darren Sharper (Defense); **Week 6:** QB Drew Brees (Offense, 9); **Week 9:** DL Anthony Hargrove (Defense); **Week 11:** P Thomas Morstead (Special Teams); **Week 12:** QB Drew Brees (Offense, 10); **Week 17:** P Thomas Morstead (Special Teams, 2)

2010

Week 2: K Garrett Hartley (Special Teams); **Week 12:** S Malcolm Jenkins (Defense); **Week 14:** S Malcolm Jenkins (Defense, 2)

2011

Week 2: S Roman Harper (Defense); **Week 7:** QB Drew Brees (Offense, 11); **Week 10:** S Roman Harper (Defense, 2); **Week 12:** QB Drew Brees (Offense, 12); **Week 16:** QB Drew Brees (Offense, 13)

2012

Week 5: QB Drew Brees (Offense, 14); **Week 10:** TE Jimmy Graham (Offense)

2013

Week 3: TE Jimmy Graham (Offense, 2); **Week 4:** QB Drew Brees (Offense, 15); **Week 10:** QB Drew Brees (Offense, 16); **Week 17:** QB Drew Brees (Offense, 17)

2014

Week 5: OLB Junior Galette (Defense); **Week 13:** QB Drew Brees (Offense, 18)

2015

Week 4: QB Drew Brees (Offense, 19); **Week 6:** LB Michael Mauti (Special Teams); **Week 8:** QB Drew Brees (Offense, 20)

2016

Week 6: K Wil Lutz (Special Teams); **Week 8:** K Wil Lutz (Special Teams, 2); **Week 12:** RB Mark Ingram II (Offense)

2017

Week 6: DE Cameron Jordan (Defense); **Week 9:** DB Justin Hardee (Special Teams); **Week 11:** RB Mark Ingram II (Offense, 2)

2018

Week 3: QB Drew Brees (Offense, 21); **Week 4:** LB Demario Davis (Defense); **Week 5:** QB Drew Brees (Offense, 22); **Week 8:** CB P.J. Williams (Defense); **Week 9:** WR Michael Thomas (Offense); **Week 14:** QB Taysom Hill (Special Teams)

() - number of multiple selections to honor as a Saint

1967 Expansion Draft

Held Feb. 10, 1967

In what became the foundation of New Orleans' first team, the Saints selected 42 players in an expansion draft, using the same procedures as in the formation of the Atlanta Falcons in 1966. The Falcons were exempted from the expansion draft in 1967, thus leaving 14 teams from whom the Saints selected players. The procedures that were in place for the Saints were as follows: Each of the other 14 NFL teams froze 29 players from its 40-man roster, leaving 11 players available to be selected. The Saints chose one player from those 11 remaining on each team. Then, each team froze two additional players, leaving eight on each list, from which the Saints chose two more.

Tom Barrington, fb	Ohio State (from Washington)
Jim Battle, t	Southern (from Cleveland)
Charlie Bradshaw, t	Baylor (from Pittsburgh)
Jackie Burkett, lb	Auburn (from Baltimore Colts)
Dave Cahill, dt	Arizona State (from Philadelphia)
Bill Cody, lb	Auburn (from Detroit)
Don Croftcheck, g	Indiana (from Washington)
Bill Curry, c	Georgia Tech (from Green Bay)
Ted Davis, lb	Georgia Tech (from Baltimore Colts)
Jim Garcia, de	Cal State-Chico (from N.Y. Giants)
Tom Hall, wr	Minnesota (from Minnesota)
Steve Heckard, wr	Davidson (from L.A. Rams)
Jimmy Heidel, db	Mississippi (from St. Louis Cardinals)
Paul Hornung, rb	Notre Dame (from Green Bay)
Billy Kilmer, qb	UCLA (from San Francisco)
Elbert Kimbrough, db	Northwestern (from San Francisco)
Kent Kramer, te	Minnesota (from San Francisco)
Jake Kupp, g	Washington (from Washington)
Earl Leggett, dt	Louisiana State (from L.A. Rams)
Obert Logan, db	Trinity (Texas) (from Dallas)
Riley Mattson, t	Oregon (from Chicago)
John Morrow, c	Michigan (from Cleveland)
Ray Ogden, te	Alabama (from St. Louis Cardinals)
Ray Rissmiller, t	Georgia (from Philadelphia)
Walt Roberts, wr	San Jose State (from Cleveland)
George Rose, db	Auburn (from Minnesota)
Bill Sandeman, t	Pacific (from Dallas)
Bob Scholtz, t	Notre Dame (from N.Y. Giants)
Brian Schweda, de	Kansas (from Chicago)
Dave Simmons, lb	Georgia Tech (from St. Louis Cardinals)
Jerry Simmons, wr	Bethune-Cookman (from Pittsburgh)
Bob Smith, rb	North Texas State (from Pittsburgh)
Bobby Lee Smith, db	UCLA (from Detroit)
Larry Stephens, dt	Texas (from Dallas)
Steve Stonebreaker, lb	Detroit (from Baltimore Colts)
Mike Tilleman, dt	Montana (from Minnesota)
Phil Vandersee, lb	Massachusetts (from Green Bay)
Willie Walker, wr	Tennessee State (from Detroit)
Joe Wendryhoski, g	Illinois (from L.A. Rams)
Dave Whitself, db	Indiana (from Chicago)
Fred Whittingham, lb	Cal Poly-San Luis Obispo (from Philadelphia)
Gary Wood, qb	Cornell (from N.Y. Giants)


1967 Draft

Held March 14, 1967

The first combined AFL-NFL draft was held in 1967. A player's overall order of selection is designated by a number after his position. In 1967, the expansion New Orleans Saints received the first and last choices in each round and an additional choice at the end of the 2nd, 3rd and 4th rounds.

1a.	traded to Baltimore
1b.	Leslie Kelley, fb (26) Alabama
2a.	James (Bo) Burris, s (27) Houston
2b.	John Gilliam, rb (52) South Carolina State
2c.	David Rowe, de (53) Penn State
3a.	traded to Baltimore
3b.	Del Williams, g (79) Florida State
3c.	Ben Hart, wr (80) Oklahoma
4a.	Ron Widby, p (81) Tennessee
4b.	Bill Carr, c (106) Florida
4c.	Tom Stangle, t (107) Dayton
4d.	Don McCall, rb (108) Southern California
5b.	John Douglas, cb (133) Texas Southern
6a.	George Harvey, g (134) Kansas
6b.	Charles (Bo) Wood, lb (159) North Carolina

7a.	Gary Hertzog, g (160) Williamette
7b.	Bob McKelvey, lb (185) Northwestern
8a.	Sam Harris, te (186) Colorado
8b.	Barry Siler, lb (211) Albion
9a.	Tim Lavens, te (212) Idaho
9b.	Eugene Ross, cb (237) Oklahoma
10a.	Charles Brown, rb (238) Missouri
10b.	Roosevelt Robertson, te (263) North Carolina College
11a.	Jim Benson, g (264) Florida
11b.	Bernard Corbin, cb (288) Alabama A&M
12a.	Ronnie Pack, g (289) Texas Tech
12b.	John Robinson, wr (315) Tennessee A&I
13a.	Bill Stetz, lb (316) Boston College
13b.	Gary Grossnickel, s (341) Missouri
14a.	Jim Hester, te (342) North Carolina
14b.	George Stetter, cb (367) Virginia
15a.	John Snow, dt (368) Wake Forest
15b.	Darrell Johnson, rb (393) Lamar
16a.	Marcus Rhoden, wr (394) Mississippi State
16b.	Bruce Cortez, cb (419) Parsons College
17a.	Dan Abramowitz, wr (420) Xavier (Ohio)
17b.	Billy Bob Stewart, lb (438) Southern Methodist (choice acquired from Baltimore)
17c.	Jimmy Walker, s (445) Providence



WR Danny Abramowitz

1968 Draft

Held January 30-31, 1968

1a.	traded to Green Bay
1b.	Kevin Hardy, de (7) Notre Dame (choice acquired from Minnesota)
2.	choice to Los Angeles for joining scouting combine
3.	Dave Szmakowski, wr (59) West Texas State
4a.	Willie Crittendon, dt (85) Tulsa
4b.	Dan Sartin, g (103) Mississippi
5.	Ronnie Lee South, qb (115) Arkansas
6.	traded to San Francisco
7a.	Ray Phillips, g (169) Michigan (choice acquired from Detroit)
7b.	Eugene Howard, cb (175) Langston
8.	Dick Swatland, g (195) Notre Dame
9.	Joe Blake, g (223) Tulsa
10.	Doug Robinson, s (254) Iowa State
11.	Bennie Blocker, rb (276) South Carolina State
12.	John Beck, cb (303) San Diego State
13.	Kayo Trepanier, t (331) Montana State
14.	Herbert Covington, rb (359) Memphis State
15.	Wilmer Cooks, rb (384) Colorado
16.	Elie Ghattas, g (411) Ball State
17.	Jim Ferguson, lb (439) Southern California

1969 Draft

Held January 28-29, 1969

1a.	traded to San Francisco
1b.	John Shinnery, g (17) Xavier (Ohio) (choice acquired from Minnesota)
2a.	traded to Baltimore
2b.	Richard Neal, de (45) Southern (choice acquired from St. Louis)
3.	traded to Detroit
4a.	Dennis Hale, s (85) Minnesota

NFL DRAFT HISTORY

4b.	Bob Hudspeth, t (102)	Southern Illinois	6.	Don Morehead, rb (132)	Michigan
5a.	Tony Kyasky, s (111)	Syracuse	7a.	Larry DiNardo, g (158)	Notre Dame
5b.	Keith Christensen, t (117)	Kansas	7b.	Bob Newland, wr (172)	Oregon
	(choice acquired from N.Y. Giants)			(choice acquired from Kansas City)	
6.	Bob Miller, te (138)	Southern California	8a.	traded to Pittsburgh	
7.	traded to Baltimore		8b.	James Elder, cb (194)	Southern
8.	Jim Lawrence, wr (189)	Southern California		(choice acquired from Washington)	
9.	Joe Owens, lb (215)	Alcorn State	8c.	Bob Gresham, rb (201)	West Virginia
10.	McKinley Reynolds, rb (241)	Hawaii		(choice acquired from Oakland)	
11.	Tommy Morel, wr (267)	Louisiana State	9.	Tom Williams, s (210)	Williamette
12.	Tom Broadhead, rb (293)	Santa Barbara State	10.	Rockey Pamplin, rb (239)	Hawaii
13.	Joe Robillard, cb (319)	Linfield (Oregon)		(choice acquired from Philadelphia)	
14.	Gary Loyd, p (345)	California Lutheran	11.	Bob Pollard, de (262)	Weber State
15.	Bill Waller, wr (371)	Xavier (Ohio)	12.	Ron Gathright, cb (288)	Morehead State
16.	Edd Hargett, qb (397)	Texas A&M	13.	Don Burchfield, te (314)	Ball State
17.	Chico Kurzwaski, s (423)	Northwestern	14.	Bobby Scott, qb (340)	Tennessee
			15.	Bart Graves, de (366)	Tulane
			16.	Craig Robinson, t (392)	Houston
			17.	Hermann Eban, wr (428)	Oklahoma State
				(choice acquired from Washington)	

1970 Draft

Held January 27-28, 1970

1.	Ken Burrough, wr (10)	Texas Southern
2.	traded to Cleveland	
3.	Clovis Swinney, de (62)	Arkansas State
4.	Delles Howell, cb (88)	Grambling
5a.	Glenn Cannon, s (106)	Mississippi
	(choice acquired from Chicago)	
5b.	traded to Washington	
5c.	Steve Ramsey, qb (126)	North Texas State
	(choice acquired from Los Angeles)	
6.	Mel Easley, cb (140)	Oregon State
7.	Lon Woodard, de (166)	San Diego State
8.	Lawrence Estes, de (192)	Alcorn State
9.	Jim Otis, rb (218)	Ohio State
10.	Jim Brumfield, rb (244)	Indiana State
11.	Gary Klahr, lb (270)	Arizona
12.	Willie Davenport, cb (296)	Southern
13.	Ralph Miller, te (322)	Alabama State
	(selection was declared ineligible by NFL)	
14.	Doug Sutherland, de (348)	Wisconsin-Superior
15.	Jim Vest, de (374)	Washington State
16.	Cliff Gasper, dt (400)	Grambling
17.	Doug Wyatt, s (426)	Tulsa



QB Archie Manning

1971 Draft

Held January 28-29, 1971

1.	Archie Manning, qb (2)	Mississippi
2a.	traded to Chicago	
2b.	Sam Holden, t (31)	Grambling
	(choice acquired from Houston)	
3.	Bivian Lee, cb (54)	Prairie View A&M
4a.	traded to Dallas	
4b.	Carlos Bell, te (82)	Houston
4c.	Wimpy Winther, c (88)	Mississippi
	(choice acquired from Washington)	
4d.	D'artagnan Martin, cb (91)	Kentucky State
4e.	Don Morrison, t (98)	Texas-Arlington
5.	traded to Pittsburgh	

1972 Draft

Held February 1-2, 1972

1.	Royce Smith, g (8)	Georgia
2a.	Willie Hall, lb (31)	Southern California
	(choice acquired from Houston)	
2b.	traded to Oakland	
3a.	Bob Kuziel, c (60)	Pittsburgh
3b.	Tom Myers, s (74)	Syracuse
	(choice from Baltimore through Oakland)	
4a.	Mike Crangle, de (85)	Tennessee-Martin
4b.	Joe Federspiel, lb (99)	Kentucky
	(choice acquired from Washington through L.A. Rams & Philadelphia)	
4c.	Mike Coleman, de (101)	Knoxville College
	(choice acquired from Kansas City)	
5a.	Bill Butler, rb (111)	Kansas State
	(choice acquired from Green Bay)	
5b.	Carl Johnson, t (112)	Nebraska
5c.	Bob Davies, s (126)	South Carolina
	(choice acquired from Baltimore)	
6a.	Wayne Dorton, g (137)	Arkansas State
6b.	Curt Watson, rb (150)	Tennessee
	(choice acquired from Oakland)	
7.	Ernie Jackson, cb (164)	Duke
8.	Ron Vinson, wr (189)	Abilene Christian
9.	Kent Bransletter, dt (216)	Houston
10.	Andy Kupp, g (241)	Idaho
11.	Paul Dongleux, lb (267)	Mississippi
12.	Steve Lockhart, te (293)	Arkansas State
13.	Cephus Weatherspoon, wr (320)	Fort Lewis
14.	Steve Barrios, wr (345)	Tulane
15.	Rusty Lachaussee, qb (372)	Tulane
16.	Joe Balthrop, g (397)	Tennessee
17.	Dick Graham, wr (424)	Oklahoma State

1973 Draft

Held January 30-31, 1973

1.	traded to Baltimore	
2a.	Derland Moore, de (29)	Oklahoma
2b.	Steve Baumgartner, de (51)	Purdue
	(choice acquired from Washington through N.Y. Jets)	
3a.	traded to Washington	
3b.	Pete Van Valkenburg, rb (66)	Brigham Young
	(choice acquired from N.Y. Jets)	
4a.	traded to Detroit	
4b.	Jim Merlo, lb (86)	Stanford
	(choice acquired from Baltimore)	
5.	traded to Denver	
6a.	traded to Washington	
6b.	Marty Shuford, rb (134)	Arizona
	(choice from New England)	
7.	Billy Cahill, s (158)	Washington
8a.	Bob Peterson, g (185)	Utah
8b.	Doug Winslow, wr (207)	Drake
	(choice acquired from Washington)	
9.	Mike Fink, cb (210)	Missouri

NFL DRAFT HISTORY

10. Jeff Horsley, rb (237) North Carolina Central
11. James Owens, rb (262) Auburn
12. Paul Orndorff, te (289) Tampa
13. Richard Watkins, dt (314) Weber State
14. Paul Fersen, t (341) Georgia
15. Mike Evenson, c (366) North Dakota State
16. Howard Stevens, rb (392) Louisville
17. Bobby Garner, te (418) Winston-Salem State

1974 Draft

Held January 29-30, 1974

1. Rick Middleton, lb (13) Ohio State
(swapped #1 choices from Detroit)
2. Paul Seal, te (36) Michigan
3. traded to Cincinnati
- 4a. traded to Minnesota
- 4b. Rod McNeil, rb (88) Southern California
(choice acquired from San Francisco)
- 5a. Joel Parker, wr (113) Florida
(choice acquired from San Francisco)
- 5b. traded to Cincinnati
- 5c. Terry Schmidt, cb (121) Ball State
(choice acquired from Atlanta)
6. traded to Detroit
7. traded to Miami
- 8a. traded to N.Y. Jets
- 8b. Alvin Maxson, rb (201) Southern Methodist
(choice acquired from Oakland)
9. Phil LaPorta, t (17) Penn State
- 10a. Frosty Anderson, wr (235) Nebraska
(choice acquired from Houston)
- 10b. Tommy Thibodeaux, g (242) Tulane
11. Kent Merritt, wr (270) Virginia
12. James Buckmon, de (295) Pittsburgh
13. Mike Truax, lb (320) Tulane
14. Kent Marshall, s (348) Texas Christian
15. Larry Cipa, qb (373) Michigan
16. Don Coleman, lb (398) Michigan
17. Marvin Williams, wr (426) Western Illinois

1975 Draft

Held January 28-29, 1975

- 1a. Larry Burton, wr (7) Purdue
- 1b. Kurt Schumacher, g (12) Ohio State
(choice acquired from N.Y. Jets for Billy Newsome)
2. Lee Gross, c (32) Auburn
- 3a. Andrew Jones, rb (60) Washington State
- 3b. Elois Grooms, de (63) Tennessee Tech
(choice acquired from Detroit through Minnesota)
- 4a. traded to San Francisco
- 4b. John Starkebaum, s (92) Nebraska
(choice acquired from Philadelphia)
- 4c. Charles Hall, de (99) Tulane
(choice acquired from St. Louis)
5. traded to Chicago
- 6a. traded to Detroit
- 6b. Mike Lemon, lb (149) Kansas
(choice acquired from Buffalo)
7. Steve Rogers, rb (163) Louisiana State
8. traded to St. Louis
9. Mike Strachan, rb (216) Iowa State
10. Chuck Heater, rb (241) Michigan
11. Danny Lee, p (266) NE Louisiana
12. Ron Gustafson, wr (294) North Dakota State
13. Jim Upchurch, rb (319) Arizona
14. Randy Rhino, cb (343) Georgia Tech
15. Grant Burget, rb (372) Oklahoma
16. Mike McDonald, lb (397) Catawba
17. Greg Westbrook, lb (422) Colorado

1976 Draft

Held April 8-9, 1976

1. Chuck Muncie, rb (3) California
2. Tony Galbreath, rb (32) Missouri

- 3a. traded to San Francisco
- 3b. Bob Simmons, t (77) Texas
(choice acquired from Washington through San Diego)
4. Tinker Owens, wr (95) Oklahoma
5. Scott Parrish, t (127) Utah State
6. Terry Stieve, g (160) Wisconsin
- 7a. traded to Miami
- 7b. Ed Bauer, g (201) Notre Dame
(choice acquired from Baltimore through Chicago & Oakland)
8. Craig Cassidy, s (213) Ohio State
9. Warren Peiffer, dt (240) Iowa
10. Junior Hardin, lb (269) Eastern Kentucky
11. Greg Kokal, qb (294) Kent State
12. Milton Butts, t (323) North Carolina State
13. Kenny Downing, s (350) Missouri
14. Rich Huckle, de (379) Western Montana
15. Steve Seminoff, dt (406) Wichita State
16. Gene Jones, t (435) Bowling Green
17. Scott MacDonald, te (462) West Virginia

1977 Draft

Held May 3-4, 1977

1. Joe Campbell, de (7) Maryland
2. Mike Fultz, dt (34) Nebraska
3. Robert Watts, lb (64) Boston College
4. traded to L.A. Rams for lb Ken Bordelon
- 5a. Dave Lafary, t (118) Purdue
- 5b. Dave Hubbard, t (136) Brigham Young
(choice acquired from Baltimore)
- 6a. Cliff Parsley, p (147) Oklahoma State
- 6b. Tom Schick, g (162) Maryland
(choice acquired from L.A. Rams)
7. Greg Boykin, rb (174) Northwestern
8. Jimmy Stewart, s (201) Tulsa
9. Dave Knowles, t (231) Indiana
10. Rafael Septien, k (258) SW Louisiana
11. John Blain, t (285) San Jose State
12. Oakley Dalton, dt (315) Jackson State

1978 Draft

Held May 2-3, 1978

1. Wes Chandler, wr (3) Florida
2. James Taylor, t (33) Missouri
3. Barry Bennett, dt (60) Concordia (Minn.)
4. Don Schwartz, s (87) Washington State
5. Eric Felton, cb (115) Texas Tech
- 6a. Mike Rieker, qb (141) Lehigh
- 6b. Francis Chesley, lb (157) Wyoming
(choice acquired from Washington through Houston)
7. traded to N.Y. Jets for de Richard Neal
8. Brooks Williams, te (199) North Carolina
9. Richard Carter, cb (226) North Carolina State
10. traded to N.Y. Giants for lb Pat Hughes
- 11a. Nathan Besaint, dt (283) Southern
- 11b. David Riley, rb (285) West Virginia
(choice acquired from Seattle)
12. Larry Hardy, dt (309) Jackson State

1979 Draft

Held May 3-4, 1979

1. Russell Exlenbe, k-p (11) Texas
2. Reggie Mathis, lb (38) Oklahoma
3. traded to Miami as compensation for signing de Don Reese
4. Jim Kovach, lb (93) Kentucky
5. Harlan Huckleby, rb (120) Michigan
6. Ricky Ray, cb (146) Norfolk State
7. Stan Sytsma, lb (176) Minnesota
8. Doug Panfil, g (202) Tulsa
9. traded to Kansas City for dt Keith Simons
10. traded to Oakland for lb Floyd Rice
11. David Hall, wr (285) Missouri-Rolla
12. Kelsey Finch, rb (311) Tennessee

HISTORY

NFL DRAFT HISTORY



T Stan Brock

1980 Draft

Held April 29-30, 1980

1. Stan Brock, t (12) Colorado
2. David Waymer, cb (41) Notre Dame
3. traded to Minnesota for T Steve Riley
4. Mike Jolly, cb (96) Michigan
5. traded to Minnesota for T Steve Riley
6. Lester Boyd, lb (150) Kentucky
7. Mike Morucci, rb (177) Bloomsburg State
8. Chuck Evans, lb (206) Stanford
9. Frank Mordica, rb (233) Vanderbilt
10. Tanya Webb, de (262) Michigan State
11. George Woodard, rb (289) Texas A&M
12. Kiser Lewis, lb (318) Florida A&M

1981 Draft

Held April 28-29, 1981

1. George Rogers, rb (1) South Carolina
1. Dave Wilson, qb Illinois
(Supplemental '81 draft choice)
- 2a. Russell Gary, s (29) Nebraska
- 2b. Rickey Jackson, lb (51) Pittsburgh
(choice acquired from San Diego)
- 3a. Frank Warren, de (57) Auburn
- 3b. Hoby Brenner, te (71) Southern California
(choice acquired from Minnesota)
4. traded to Miami for qb Guy Benjamin
- 5a. Louis Oubre, g (112) Oklahoma
- 5b. Jerry Boyarsky, nt (128) Pittsburgh
(choice acquired from Minnesota)
- 6a. Nat Hudson, g (139) Georgia
- 6b. Johnnie Poe, cb (144) Missouri
(choice acquired from Tampa Bay)
- 6c. Glen Redd, lb (166) Brigham Young
(choice acquired from Oakland)
7. Kevin Williams, wr (167) Southern California
- 8a. traded to New England for g Sam Adams
- 8b. Gene Gladys, lb (214) Penn State
(choice acquired from Buffalo)
- 8c. Kevin Evans, s (215) Arkansas
(choice acquired from San Diego)
9. Toussaint Tyler, rb (222) Washington
10. Hokie Gajan, rb (249) Louisiana State
11. Lester Mickens, wr (277) Kansas
12. Jim Wilks, dt (305) San Diego State

1982 Draft

Held April 27-28, 1982

- 1a. choice exercised in 1981 supplemental draft for qb
Dave Wilson
- 1b. Lindsay Scott, wr (13) Georgia
(choice acquired from Green Bay through San Diego)
2. Brad Edelman, c (30) Missouri
- 3a. Rodney Lewis, cb (58) Nebraska
- 3b. Eugene Goodlow, wr (66) Kansas State
(choice acquired from Minnesota)

- 3c. Kenny Duckett, wr (68) Wake Forest
(choice acquired from Washington)
- 3d. John Krimm, s (76) Notre Dame
(choice acquired from San Diego)
4. Morten Andersen, k (86) Michigan State
5. Tony Elliott, nt (114) North Texas State
6. Marvin Lewis, rb (142) Tulane
7. traded to Miami for qb Guy Benjamin
- 8a. Chuck Slaughter, t (198) South Carolina
- 8b. traded to Washington
9. traded to Washington
10. traded to Washington
11. traded to Washington
12. traded to Washington

1983 Draft

Held April 26-27, 1983

1. traded to Green Bay for de Bruce Clark
2. Steve Korte, g (38) Arkansas
- 3a. John Tice, te (85) Maryland
- 3b. Cliff Austin, rb (66) Clemson
(choice acquired from Buffalo through St. Louis)
4. Gary Lewis, dt (98) Oklahoma State
5. traded to Denver
6. traded to Cincinnati for te Don Bass
7. traded to Kansas City for lb Whitney Paul
8. David Greenwood, s (206) Wisconsin
9. traded to New England
10. traded to New England
11. traded to New England
12. traded to New England

1984 Draft

Held May 1-2, 1984

1. traded to N.Y. Jets for qb Richard Todd
2. James Geathers, dt (42) Wichita State
- 3a. Terry Hoage, s (68) Georgia
(choice acquired from Buffalo)
- 3b. Tyrone Anthony, rb (69) North Carolina
- 4a. traded to Denver for g Kelvin Clark
- 4b. Joel Hilgenberg, c (97) Iowa
(choice acquired from New England)
5. Jitter Fields, cb (123) Texas
6. Don Thorp, nt (156) Illinois
7. traded to L.A. Raiders for past consideration
8. Clemon Terrell, rb (210) Southern Mississippi
9. Brian Hansen, p (237) Sioux Falls College
10. Paul David Gray, lb (264) Western Kentucky
11. Michel Bourgeois, de (291) Boise State
12. Byron Nelson, t (324) Arizona

1984 USFL Supplemental Draft

Held June 5, 1984

A supplemental draft was held for those players who had been eligible to be drafted by NFL teams, but who hadn't been drafted due to contracts with other professional leagues (USFL or CFL). The draft gave NFL teams the league rights to the players if they ever became free agents (through May 1, 1988).

1. Vaughan Johnson, lb (15) North Carolina State
(Jacksonville Bulls)
2. Mel Gray, rb (42) Purdue
(Los Angeles Express)
3. Steve Bearden, lb (69) Vanderbilt
(Memphis Showboats)

1985 Draft

Held April 30-May 1, 1985

- 1a. traded to Houston for rb Earl Campbell
- 1b. Alvin Toles, lb (24) Tennessee
(choice acquired from Washington)
2. Daren Gilbert, t (38) Cal State-Fullerton
3. Jack Del Rio, lb (68) Southern California

NFL DRAFT HISTORY

4. Billy Allen, s (95) Florida State
5. traded to Washington
6. traded to Atlanta for te Junior Miller
7. Eric Martin, wr (179) Louisiana State
8. Joe Kohlbrand, lb (206) Miami (Fla.)
9. Earl Johnson, cb (236) South Carolina
10. traded to Washington
11. traded to Washington
12. Treg Songy, s (320) Tulane

1986 Draft

Held April 29-30, 1986

- 1a. traded to Indianapolis
- 1b. Jim Dombrowski, t (6) Virginia
(choice acquired from Indianapolis)
(swapped 1st-round picks with Indianapolis)
2. Dalton Hilliard, rb (31) Louisiana State
- 3a. Rueben Mayes, rb (57) Washington State
(choice acquired from Tampa Bay)
- 3b. Pat Swilling, lb (60) Georgia Tech
(choice acquired from Indianapolis)
- 3c. Barry Word, rb (62) Virginia
4. Kelvin Edwards, wr (88) Liberty Baptist
5. Reggie Sutton, cb (115) Miami (Fla.)
6. Robert Thompson, wr (142) Youngstown State
7. Gill Fenerly, rb (173) Holy Cross
8. Filipo Mokofisi, lb (200) Utah
9. Merlon Jones, lb (226) Florida A&M
10. Jonathan Dumbauld, de (253) Kentucky
11. Patrick Swoopes, nt (284) Mississippi State
12. Sebastian Brown, wr (311) Bethune-Cookman

1987 Draft

Held April 28-29, 1987

1. Shawn Knight, de (11) Brigham Young
2. Lonzell Hill, wr (40) Washington
3. Michael Adams, cb (67) Arkansas State
4. Steve Trapilo, g (96) Boston College
5. Milton Mack, cb (123) Alcorn State
6. Thomas Henley, wr (152) Stanford
7. Gene Atkins, s (179) Florida A&M
8. Toi Cook, cb (207) Stanford
9. Scott Leach, lb (234) Ohio State
10. Robert Clark, wr (263) North Carolina Central
11. Arthur Wells, te (290) Grambling State
12. Tyrone Sorrells, g (319) Georgia Tech

1988 Draft

Held April 24-25, 1988

1. Craig Heyward, fb (24) Pittsburgh
2. Brett Perriman, wr (52) Miami (Fla.)
- 3a. traded to Denver
- 3b. Tony Stephens, nt (81) Clemson
(choice acquired from Denver)
4. Lydell Carr, fb (106) Oklahoma
- 5a. Greg Scales, te (112) Wake Forest
(from Kansas City for lb Jack Del Rio)
- 5b. Keith Taylor, cb (134) Illinois
6. Bob Sims, g (162) Florida
7. Brian Forde, lb (190) Washington State
8. Glenn Derby, t (218) Wisconsin
9. Clarence Nunn, cb (246) San Diego State
- 10a. Todd Santos, cb (274) San Diego State
- 10b. Vincent Fizer, lb (276) Southern
(choice acquired from Denver)
11. Gary Couch, wr (302) Minnesota
12. Paul Jurgensen, lb (330) Georgia Tech

1989 Draft

Held April 23-24, 1989

1. Wayne Martin, de (19) Arkansas
2. Robert Massey, cb (46) North Carolina Central

1990 Draft

Held April 22-23, 1990

1. Renaldo Turnbull, de (14) West Virginia
2. Vince Buck, cb (44) Central State (Ohio)
3. Joel Smeenge, de (71) Western Michigan
4. DeMond Winston, lb (98) Vanderbilt
5. Charles Arbuckle, te (125) UCLA
- 6a. Mike Buck, qb (156) Maine
- 6b. James Williams, lb (158) Mississippi State
(choice acquired from Minnesota through Dallas and L.A. Raiders)
7. Scott Hough, g/t (183) Maine
- 8a. Gerry Gdowski, qb (207) Nebraska
(choice acquired from L.A. Raiders)
- 8b. Derrick Carr, de (210) Bowling Green
- 9a. Broderick Graves, rb (233) Winston-Salem State
(choice acquired from L.A. Raiders)
- 9b. Lonnie Brockman, lb (236) West Virginia
- 10a. Gary Cooper, wr (260) Clemson
(choice acquired from L.A. Raiders)
- 10b. Ernest Spears, s (267) Southern California
- 11a. Webbie Burnett, nt (287) Western Kentucky
(choice acquired from L.A. Raiders)
- 11b. traded to Philadelphia for rb Bobby Morse
12. Chris Port, t (320) Duke

1991 Draft

Held April 21-22, 1991

1. traded to Dallas for qb Steve Walsh
2. Wesley Carroll, wr (42) Miami (Fla.)
3. traded to Dallas for qb Steve Walsh
4. traded to L.A. Raiders for #6, 8, 9, 10, 11 in 1990
5. Reggie Jones, cb (126) Memphis State
6. Fred McAfee, rb (154) Mississippi College
7. Hayward Haynes, g (182) Florida State
8. Frank Wainright, te (210) Northern Colorado
9. Anthony Wallace, rb (237) California
10. traded to Tampa Bay for dt Robert Goff
11. Scott Ross, lb (293) Southern California
12. Mark Drabczak, g (321) Minnesota

1992 Draft

Held April 26-27, 1992

1. Vaughn Dunbar, rb (21) Indiana
2. traded to Dallas for qb Steve Walsh
- 3a. Tyrone Legette, cb (72) Nebraska
(choice acquired from L.A. Raiders through Tampa Bay)
- 3b. traded to Tampa Bay
- 4a. Gene McGuire, c (95) Notre Dame
(choice acquired from Seattle for rb Rueben Mayes)
- 4b. Sean Lumpkin, s (106) Minnesota
- 5a. traded to Houston for rb Allen Pinkett
- 5b. Torrance Small, wr (138) Alcorn State
(choice acquired from Detroit for wr Brett Perriman)
6. Kary Vincent, cb (164) Texas A&M
7. traded to L.A. Raiders for s Vencie Glenn
8. Robert Stewart, nt (218) Alabama
9. Donald Jones, lb (245) Washington
10. Marcus Dowdell, wr (276) Tennessee State
11. Mike Gisler, g (303) Houston
12. Scott Adell, t (330) North Carolina State

NFL DRAFT HISTORY



T William Roaf

1993 Draft

Held April 25-26, 1993

- 1a. William Roaf, t (8) Louisiana Tech
(choice acquired from Detroit for lb Pat Swilling)
- 1b. Irv Smith, te (20) Notre Dame
(choice acquired from Phoenix through San Francisco in exchange of 1st round picks)
2. Reggie Freeman, lb (53) Florida State
traded to San Francisco as part of exchange of 1st round picks
- 3a. Lorenzo Neal, fb (89) Fresno State
(choice acquired from Detroit for lb Pat Swilling)
- 4b. Derek Brown, rb (109) Nebraska
5. Tyrone Hughes, cb (137) Nebraska
6. Ronnie Dixon, nt (165) Cincinnati
7. Othello Henderson, s (193) UCLA
8. Jon Kirksey, nt (221) Cal State-Sacramento

1994 Draft

Held April 24-25, 1994

- 1a. traded to N.Y. Jets (12)
(swapped 1st-round picks with N.Y. Jets)
- 1b. Joe Johnson, de (13) Louisville
(choice acquired from N.Y. Jets)
2. Mario Bates, rb (44) Arizona State
3. Winfred Tubbs, lb (79) Texas
4. Doug Nussmeier, qb (116) Idaho
- 5a. Herman Carroll, de (142) Mississippi State
- 5b. Craig Novitsky, g (143) UCLA
(choice acquired from N.Y. Jets in above trade)
6. Derrell Mitchell, wr (176) Texas Tech
7. Lance Lundberg, t (213) Nebraska

1995 Draft

Held April 22-23, 1995

1. Mark Fields, lb (13) Washington St.
2. Ray Zellars, fb (44) Notre Dame
3. Mike Verstegen, t (75) Wisconsin
4. Dameian Jeffries, de (108) Alabama
5. William Strong, cb (148) North Carolina St.
6. Lee DeRamus, wr (184) Wisconsin
- 7a. traded to Rams for qb Jim Everett
- 7b. Travis Davis, s (242) Notre Dame
(Compensatory)

1996 Draft

Held April 20-21, 1996

1. Alex Molden, cb (11) Oregon
2. Je'Rod Cherry, cb (40) California
3. Brady Smith, de (70) Colorado St.
4. Ricky Whittle, rb (103) Oregon
- 5a. Mercury Hayes, wr (136) Michigan
(from Baltimore for cb Reginald Jones)
- 5b. Tom Ackerman, g (145) Eastern Washington
- 5c. Terry Guess, wr (165) Gardner-Webb
(Compensatory)

- 6a. Keno Hills, t (179) Southwestern Louisiana
- 6b. Toderick Malone, wr (204) Alabama
(Compensatory)
- 7a. traded to Oakland for dt Willie Broughton
- 7b. Henry Lusk, te (246) Utah
(Compensatory)

1997 Draft

Held April 19-20, 1997

- 1a. traded to Oakland for #10, #39, #107, wr Daryl Hobbs (2)
- 1b. Chris Naeole, g (10) Colorado
(choice acquired from Oakland for #2, #166)
- 2a. Rob Kelly, s (33) Ohio St.
- 2b. Jared Tomich, de (39) Nebraska
(choice acquired from Oakland for #2, #166)
3. Troy Davis, rb (62) Iowa St.
- 4a. Danny Wuerffel, qb (99) Nebraska
- 4b. traded to Houston for #116, #165 (from Oakland for #2, #166)
- 4c. Keith Poole, wr (116) Arizona St.
5. (choice acquired from Kansas City through Houston)
- 5a. traded to Washington for qb Heath Shuler (132)
6. Nicky Savoie, te (165) Louisiana State
(from Atlanta through Houston)
- 6b. Traded to Oakland for #10, #39, #107, wr Daryl Hobbs (166)
7. Traded to Oakland for dt Austin Robbins (203)

1998 Draft

Held April 18-19, 1998

1. Kyle Turley, t (7) San Diego St.
2. Cameron Cleeland, te (40) Washington
3. traded to Washington for qb Heath Shuler (69)
- 4a. Fred Weary, cb (97) Florida
(choice acquired from Oakland for cb Eric Allen)
- 4b. Julian Pittman, de (99) Florida St.
5. Wilmont Perry, rb (132) Livingstone
6. Chris Bordano, lb (161) SMU
- 7a. traded to Carolina for s Chad Cota (196)
- 7b. Andy McCullough, wr (204) Tennessee
(choice acquired from Seattle for wr Daryl Hobbs)
- 7c. Ron Warner, lb (239) Kansas
(Compensatory)

1999 Draft

Held April 17-18, 1999

- 1a. Ricky Williams, rb (5) Texas
(choice acquired from Washington for 1st (12), 3rd (71), 4th (107), 5th (144), 6th (179) & 7th (218) round draft choices and 1st & 3rd in 2000 NFL Draft)
- 1b. traded to Washington Redskins (12)
2. traded to St. Louis Rams for wr Eddie Kennison (41)
3. traded to Washington Redskins (71)
4. traded to Washington Redskins (107)
5. traded to Washington Redskins (144)
6. traded to Washington Redskins (179)
7. traded to Washington Redskins (218)

2000 Draft

Held April 15-16, 2000

1. Traded to Washington for #5 in 1999 (2)
2. Darren Howard, de (33) Kansas State
3. Traded to Washington for #5 in 1999 (64)
4. Terrelle Smith, fb (96) Arizona State
- 5a. Tutan Reyes, t (131) Mississippi
- 5b. From Chicago for wr Eddie Kennison to Indianapolis for #158 & #195
- 5c. Austin Wheatley, te (158) Iowa
(choice acquired from Indianapolis with #195 for #138)
- 5d. Chad Morton, rb (166) Southern California
(Compensatory)
- 6a. Marc Bulger, qb (168) West Virginia
- 6b. Michael Hawthorne, cb (195) Purdue

- (choice acquired from Indianapolis with #158 for #138)
 6c. Sherrod Gideon, wr (200) Southern Mississippi (Compensatory)
 7a. traded to Kansas City in exchange for defensive coordinator Ron Zook (208)
 7b. Kevin Houser, fb (228) Ohio State (choice acquired from Kansas City along with defensive coordinator Ron Zook for #208)

2001 Draft

Held April 21-22, 2001

1. Deuce McAllister, rb (23) Mississippi
 2. traded to Dallas for #70 & #81
 3. traded to Green Bay for qb Aaron Brooks and te Lamont Hall
 3a. Sedrick Hodge, lb (70) North Carolina (choice acquired from Dallas)
 3b. Kenny Smith, dt (81) Alabama (choice acquired from Indianapolis through Dallas)
 4. Moran Norris, fb (115) Kansas
 5. Onome Ojo, wr (153) Cal-Davis
 6. Mitch White, t (185) Oregon State
 7. Ennis Davis, dt (221) Southern California

2002 Draft

Held April 20-21, 2002

- 1a. Donté Stallworth, wr (13) Tennessee
 1b. Charles Grant, de (25) Georgia (choice acquired from Miami with #125 for rb Ricky Williams & #114)
 2. LeCharles Bentley, c (44) Ohio State
 3. James Allen, lb (82) Oregon State
 4. Keyuo Craver, cb (125) Nebraska (choice acquired from Miami)
 5. Mel Mitchell, s (150) Western Kentucky
 6a. J.T. O'Sullivan, qb (186) Cal-Davis
 6b. John Gilmore, te (196) Penn State (choice acquired from N.Y. Jets for rb Chad Morton)
 7. Derrius Monroe, de (224) Virginia Tech

2003 Draft

Held April 26-27, 2003

1. Johnathan Sullivan, dt (6) Georgia (choice acquired from Arizona for the Saints' two 1st round picks (#17 and #18). As part of the trade, the two clubs swapped 2nd round picks and the Saints received Arizona's 4th round selection.)
 2. Jon Stinchcomb, t (37) Georgia (choice acquired from Arizona in exchange of 2nd round picks; Arizona received #54)
 3a. #78, from Kansas City for t William Roaf (choice traded to New England for s Tebucky Jones, along with a 7th round choice (239) and a 4th round pick in 2004.
 3b. Cie Grant, lb (86) Ohio State
 4a. Montrae Holland, g (102) (choice acquired from Arizona as part of trade of 1st round picks)
 4b. Choice traded to Cincinnati for rb Curtis Keaton (118)
 5. Melvin Williams, de (155) Kansas State (#190), choice traded to Minnesota for qb Todd Bouman
 6b. Kareem Kelly, wr (203) Southern California (choice acquired from Seattle Seahawks, through Green Bay, for dt Norman Hand)
 7a. Talman Gardner, wr (231) Florida State
 7b. #239, from Indianapolis for rb Ricky Williams, choice traded to New England for s Tebucky Jones.

2004 Draft

Held April 24-25, 2004

1. Will Smith, de (18) Ohio State (#48), choice traded to Minnesota in exchange for the Vikings' 2nd round pick (#50) and fifth-round pick (#151)
 2a.

- 2b. Devery Henderson (50) Louisiana State (choice acquired from Minnesota as part of swap of 2nd round picks)
 2c. Courtney Watson (60) Notre Dame (choice acquired from St. Louis for t Kyle Turley)
 3. (#81), choice traded to Washington. The two clubs swapped 2004 5th round picks (the Saints' #151 for Washington's #139) and New Orleans received the Redskins' 2nd round pick in 2005.
 4. (#113), choice traded to New England for s Tebucky Jones
 5a. Rodney Leisle, dt (139) UCLA (choice acquired from Washington. The two clubs swapped 2004 5th round picks (the Saints' #151 for Washington's #139) and New Orleans received the Redskins' 2nd round pick in 2005.)
 5b. (#150), choice traded to Jacksonville for cb Jason Craft
 5c. (#151) choice traded to Washington. The two clubs swapped 2004 5th round picks (the Saints' #151 for Washington's #139) and New Orleans received the Redskins' 2nd round pick in 2005.
 5d. Mike Karney (156) Arizona State (choice acquired from Dallas. The Saints sent their sixth- (#182) and 7th round (#206) choices to the Cowboys for the 5th round pick.)
 6. (#182), choice traded to Dallas for 5th round pick (#156)
 7a. (#206), choice traded to Dallas Cowboys for 5th round pick (#156). Pick originally acquired from Washington in 2003 trade of dt Martin Chase.
 7b. (#206), choice traded to Miami in 2003 trade for lb Derrick Rodgers.
 7c. Colby Bowkoldt (240) Brigham Young



DE Will Smith

2005 Draft

Held April 23-24, 2005

1. Jammal Brown, t (13) Oklahoma (choice acquired from Houston. The Saints sent their 1st-round pick (18th overall) to Houston in exchange for the Texans' 1st-round choice (13th overall) and a 3rd-round pick in 2006.
 2a. Josh Bullocks, s (40) Nebraska (choice acquired from Washington in 2004 draft day trade. New Orleans sent its 3rd-round pick in 2004 to the Redskins for this 2nd-round choice. The two clubs also swapped 2004 5th-round choices in the trade.)
 2b. (#51) (choice traded to Green Bay along with qb J.T. O'Sullivan in 10/4/04 trade for cb Mike McKenzie)
 3. Alfred Fincher, lb (82) Connecticut
 4. Chase Lyman, wr (118) California
 5. Adrian McPherson, qb (152) Florida State
 6. Jason Jefferson, dt (193) Wisconsin
 7. Jimmy Verdon, de (232) Arizona State

2006 Draft

Held April 29-30, 2006

1. Reggie Bush, rb (2) Southern California
 2a. (#34), choice traded to Cleveland for c Jeff Faine and the Browns' 2nd-round pick (#43)
 2b. Roman Harper, s (43) Alabama

3. (#66) (choice traded to Houston in 4/23/05 trade with Texans to move up from 18th to 13th overall and select t Jammal Brown)
- 4a. (#99) (choice traded to Philadelphia for Eagles' 4th-round pick (#108) and dt Hollis Thomas)
- 4b. Jahri Evans, g (108) Bloomsburg
5. Rob Ninkovich, de (135) Purdue
- 6a. Mike Hass, wr (171) Oregon State
- 6b. Josh Lay, cb (174) Pittsburgh (choice acquired from Green Bay in 2005 trade for cb Mike McKenzie)
- 7a. Zach Strief, t (210) Northwestern
- 7b. Marques Colston, wr (252) Hofstra (Compensatory Selection)

2007 Draft

Held April 28-29, 2007

1. Robert Meachem, wr (27) Tennessee
- 2a. (#58), Choice traded to Detroit for 3rd-round pick (#66) and 5th-round pick (145th)
- 3a. Usama Young, cb (66) Kent State
- 3b. Andy Alleman, g (88) Akron
- 4a. Antonio Pittman, rb (107), from Houston Ohio State
- 4b. (#123) Traded to Houston with 5th-round pick (#163) for 4th-round pick (#107)
- 4b. Jermon Bushrod, t (125) Towson
4. (#126) To Indianapolis as compensation for signing Restricted Free Agent cb Jason David
5. David Jones, cb (145) Wingate
5. (#163) Traded to Houston with 4th-round pick (#123) for 4th-round pick (#107)
6. (#199) Traded to the Miami Dolphins for k Olindo Mare
7. Marvin Mitchell, lb (220) Tennessee

2008 Draft

Held April 26-27, 2008

1. Sedrick Ellis, dt (7) Southern California (choice from New England)
2. Tracy Porter, cb (40) Indiana
3. (#78) Traded to New England along with 1st-round pick (#10) for 1st-round pick (#7) and 5th-round pick (#164)
4. (#113) Traded to N.Y. Jets for lb Jonathan Vilma
- 5a. DeMario Pressley, dt (144) North Carolina State (choice from Detroit)
5. (#146) Traded to Detroit along with 7th-round pick (#218) for 5th-round pick (#144)
- 5b. Carl Nicks, t/g (164) Nebraska (choice from New England)
6. Taylor Mehlhaff, k (178) Wisconsin
7. Adrian Arrington, wr (237) Michigan (choice acquired from Green Bay in exchange for 6th-round pick in 2009 draft)

2009 Draft

Held April 25-26, 2009

1. Malcolm Jenkins, cb (14) Ohio State
2. (#45) Traded to N.Y. Giants along with 5th-round pick (#152) in exchange for te Jeremy Shockey
3. (#76) Traded to N.Y. Jets along with 2008 4th-round pick in exchange for lb Jonathan Vilma and 2009 4th-round pick (#118)
- 4a. Chip Vaughn, s (116) Wake Forest
- 4b. Stanley Arroux, lb (118) Wake Forest (choice from N.Y. Jets)
5. (#151) Traded to N.Y. Giants
5. Thomas Morstead, p (164) Southern Methodist (choice from Philadelphia)
6. (#184) Traded to Green Bay in exchange for 2008 7th-round pick
7. (#222) Traded to Philadelphia along with 5th-round pick in 2010 draft in exchange for 5th-round pick (#164)

2010 Draft

Held April 22-24, 2010

1. Patrick Robinson, cb (32) Florida State
2. Charles Brown, t (64) Southern California
3. Jimmy Graham, te (95) Miami (Fla.)
4. Al Woods, dt (123) Louisiana State (choice from Arizona)
5. Matt Tennant, c (158) Boston College (choice from Jacksonville (acquired in exchange for 2011 4th-round pick))
5. (#163) Traded to Philadelphia
6. (#201) Traded to Arizona with #130 in exchange for #123
7. Sean Canfield, qb (239) Oregon State

2011 Draft

Held April 28-30, 2011

- 1a. Cameron Jordan, de (24) California
- 1b. Mark Ingram, rb (28) Alabama (choice from New England)
2. (#56) Traded to New England
- 3a. Martez Wilson, lb (72) Illinois (choice from Washington)
- 3b. Johnny Patrick, cb (88) Louisville
4. (#121) Traded to Jacksonville for 2010 5th-round pick (#158)
5. (#155) Traded to Washington with t Jammal Brown for Redskins' 3rd-round pick (#72)
6. (#189) Traded to New England in exchange for te David Thomas
- 7a. Greg Romeus, de (226) Pittsburgh
- 7b. Nate Bussey, lb (243) Illinois

2012 Draft

Held April 26-28, 2012

1. (#27) Traded to New England
3. Akiem Hicks, dt (89) Regina
4. Nick Toon, wr (122) Wisconsin
5. Corey White, cb (162) Samford
6. Andrew Tiller, g (179) Syracuse (choice from Miami)
7. Marcel Jones, t (234) Nebraska

2013 Draft

Held April 25-27, 2013

1. Kenny Vaccaro, s (14) Texas
- 3a. Terron Armstead, t (75) Arkansas-Pine Bluff
- 3b. John Jenkins, dt (82) Georgia (choice acquired from Miami in exchange for #106 from N.Y. Jets for rb Chris Ivory and #109)
4. (#109) Traded to Miami
5. Kenny Stills, wr (144) Oklahoma
6. Rufus Johnson, lb (183) Tarleton State
7. (#220) Traded to Seattle in exchange for lb Barrett Ruud

2014 Draft

Held May 8-10, 2014

1. Brandin Cooks, wr (20) Oregon State (choice acquired from Arizona in exchange for #27 and #91)
2. Stanley Jean-Baptiste, cb (58) Nebraska
3. (#91) Traded to Arizona
4. Khairi Fortt, lb (126) California
- 5a. Vinnie Sunseri, s (167) Alabama
- 5b. Ronald Powell, olb (169) Florida (choice acquired from Philadelphia in exchange for rb Darren Sproles)
6. Tavon Rooks, t (202) Kansas State
7. (#243) Traded to San Francisco in exchange for olb Parys Haralson

2015 Draft

Held April 30-May 2, 2015

- 1a. Andrus Peat, t(13)Stanford
- 1b. Stephone Anthony, lb(31)Clemson
(choice acquired from Seattle with c Max Unger in exchange for te Jimmy Graham and #130)
2. Hau'oli Kikaha, lb(44)Washington
- 3a. Garrett Grayson, qb(75)Colorado State
- 3b. P.J. Williams, cb(78)Florida State
(choice acquired from Miami with lb Dannell Ellerbe in exchange for wr Kenny Stills)
4. (130) Traded to Seattle
- 5a. Davis Tull, lb(148)Chattanooga
- 5b. Tyeler Davison, dl(154)Fresno State
(choice acquired from Kansas City in exchange for g Ben Grubbs)
- 5c. Damian Swann, cb(167)Georgia
(choice acquired from Washington in exchange for #187 and New Orleans' 2016 6th-round draft pick)
6. (187) Traded to Washington
7. Marcus Murphy, rb/rs(230)Missouri

2016 Draft

Held April 28-30, 2016

1. Sheldon Rankins, DT(12)Louisville
- 2a. Michael Thomas, WR(47)Ohio State
- 2b. Vonn Bell, S(61)Ohio State
(choice acquired from New England in exchange for #78 and #112)
3. (78) Traded to New England
- 4a. (112) Traded to New England
- 4b. David Onyemata, DT(120)Manitoba
(choice acquired from Washington in exchange for #152 and a 5th-round pick in 2017)
5. (152) Traded to Washington
6. (187) Traded to Washington
7. Daniel Lasco, RB(237)California

2017 Draft

Held April 27-29, 2017

- 1a. Marshon Lattimore, CB(11)Ohio State
- 1b. Ryan Ramczyk, T(32)Wisconsin
(choice acquired from New England along with #103 in exchange for WR Brandin Cooks and #118)
2. Marcus Williams, S(42)Utah
- 3a. Alvin Kamara, RB(67)Tennessee
(choice acquired from San Francisco in exchange for #229 and a 2018 second round pick)
- 3b. Alex Anzalone, LB(76)Florida
- 3c. Trey Hendrickson, DE(103)Florida Atlantic
(choice acquired from New England along with #32 in exchange for WR Brandin Cooks and #118)
4. (118) Traded to New England
5. (154) Traded to Washington along with #152 last year for the right to select DT David Onyemata
6. Al-Quadin Muhammad, DE(196)Miami (Fla.)
7. (229) Traded to San Francisco

2018 Draft

Held April 26-28, 2018

1. Marcus Davenport, DE(14)Texas-San Antonio
(choice acquired from Green Bay for #27 and #147 in 2018 and 2019 first round pick)
2. (59) Traded to San Francisco
3. Tre'Quan Smith, WR(91)Central Florida
4. Rick Leonard, T(127)Florida State
- 5a. (147) Traded to Green Bay
- 5b. Natrell Jamerson, DB(164)Wisconsin
- 6a. Kamrin Moore, DB(189)Boston College
(choice acquired from Arizona in 2017 in exchange for RB Adrian Peterson)
- 6b. Boston Scott, RB(201)Louisiana Tech
7. Will Clapp, G/C(245)Louisiana State

2019 Draft

Held April 25-27, 2019

1. (30) Traded to Green Bay
2. Erik McCoy, C(48)Texas A&M
(choice acquired from Miami along with #116 in 2019 for #63, #202 and 2020 second round pick)
3. (93) Traded to New York Jets
- 4a. Chauncey Gardner-Johnson, S(105)Florida
(choice acquired from New York Jets in exchange for #116 acquired from Miami and #168)
- 4b. (132) Traded to New York Giants
5. (168) Traded to New York Jets
- 6a. Saquan Hampton, S(177)Rutgers
(choice acquired from New York Jets along with QB Teddy Bridgewater in exchange for #93)
- 6b. (202) Traded to Miami
- 7a. TE Alize' Mack, TE(231)Notre Dame
(choice acquired from Cleveland in exchange for DT Devaroe Lawrence)
- 7b. LB Kaden Elliss, LB(244)Idaho

Draft Summary

In **53** college drafts, the Saints have selected **562** players.

(Player totals include QB Dave Wilson, selected in the 1981 Supplemental Draft; does not include players taken in 1984 USFL Supplemental Draft).

BY POSITION: 73 **RB**; 70 **LB**; 69 **WR**; 60 **CB**; 50 **DE**; 44 **G**; 44 **S**; 42 **T**; 33 **DT**; 29 **TE**; 19 **QB**; 12 **C**; 6 **P**; 5 **FB** and 4 **K**.

MOST BY COLLEGE: 17 - Nebraska, Southern California; 15 - Ohio State; 12 - Notre Dame; 11 - Florida State, Tennessee; 10 - Florida, Georgia, Louisiana State, Oklahoma, Wisconsin; 9 - Michigan, Missouri; 8 - Alabama, Tulane; 7 - California, Mississippi, Oregon State, Pittsburgh, Washington State; 6 - Colorado, Kansas, Miami (Fla.), San Diego State, Texas, West Virginia; 5 - Arizona State, Brigham Young, Houston, Kansas State, Minnesota, Mississippi State, North Carolina State, Purdue, Southern, Stanford, Tulsa, Virginia, Wake Forest, Washington; 4 - Alcorn State, Arizona, Arkansas, Arkansas State, Boston College, Clemson, Georgia Tech, Grambling State, Illinois, Iowa State, Kentucky, Louisville, North Carolina, Northwestern, Oklahoma State, Penn State, South Carolina, Southern Methodist, UCLA, Utah.

SAINTS IN PRIME TIME

Saints on Monday Night

Overall: 20-22 Home: 15-16 Away: 5-6

Date	Opponent	Score	Date	Opponent	Score
9-25-72	vs. Kansas City	17-20 (L)	9-24-07	vs. Tennessee	14-31 (L)
9-24-73	at Dallas	3-40 (L)	12-10-07	at Atlanta	34-14 (W)
11-25-74	vs. Pittsburgh	7-28 (L)	10-6-08	vs. Minnesota	27-30 (L)
12-3-79	vs. Oakland	35-42 (L)	11-24-08	vs. Green Bay	51-29 (W)
11-24-80	vs. L.A. Rams	7-27 (L)	11-2-09	vs. Atlanta	35-27 (W)
11-21-83	vs. N.Y. Jets	28-31 (L)	11-30-09	vs. New England	38-17 (W)
11-19-84	vs. Pittsburgh	27-24 (W)	9-20-10	at San Francisco	25-22 (W)
10-3-88	vs. Dallas	20-17 (W)	12-27-10	at Atlanta	17-14 (W)
11-6-89	at San Francisco	13-31 (L)	11-28-11	vs. N.Y. Giants	49-24 (W)
12-18-89	vs. Philadelphia	30-20 (W)	12-26-11	vs. Atlanta	45-16 (W)
9-10-90	vs. San Francisco	12-13 (L)	11-5-12	vs. Philadelphia	28-13 (W)
12-31-90	vs. L.A. Rams	20-17 (W)	9-30-13	vs. Miami	38-17 (W)
12-16-91	vs. L.A. Raiders	27-0 (W)	12-2-13	at Seattle	7-34 (L)
11-23-92	vs. Washington	20-3 (W)	11-24-14	vs. Baltimore	27-34 (L)
11-22-93	at San Francisco	7-42 (L)	12-15-14	at Chicago	31-15 (W)
12-20-93	vs. N.Y. Giants	14-24 (L)	12-21-15	vs. Detroit	27-35 (L)
11-28-94	vs. San Francisco	14-35 (L)	9-26-16	vs. Atlanta	32-45 (L)
12-19-94	vs. Dallas	16-24 (L)	9-11-17	at Minnesota	19-29 (L)
12-17-01	vs. St. Louis	21-34 (L)	10-8-18	vs. Washington	43-19 (W)
9-19-05	vs. N.Y. Giants*	10-27 (L)	12-9-18	at Carolina	12-9 (W)
12-12-05	at Atlanta	17-36 (L)	* Played in Giants Stadium, game originally scheduled for Sept. 18		
9-25-06	vs. Atlanta	23-3 (W)			

Saints on Sunday Night

Overall: 20-14 Home: 14-9 Away: 6-5

Date	Opponent	Score	Date	Opponent	Score
10-21-84	at Dallas	27-30 OT (L)	9-28-03	vs. Indianapolis	21-55 (L)
11-27-88	vs. N.Y. Giants	12-13 (L)	12-14-03	vs. N.Y. Giants	45-7 (W)
11-26-89	vs. L.A. Rams	17-20 OT (L)	10-17-04	vs. Minnesota	31-38 (L)
9-15-91	vs. L.A. Rams	24-7 (W)	11-27-05	at N.Y. Jets	21-19 (W)
11-24-91	vs. Atlanta	20-23 OT (L)	10-10-06	at Dallas	42-17 (W)
9-27-92	vs. San Francisco	10-16 (L)	10-14-07	at Seattle	28-17 (W)
10-11-92	vs. L.A. Rams	13-10 (W)	10-31-10	vs. Pittsburgh	20-10 (W)
9-5-93	vs. Houston	33-21 (W)	10-23-11	vs. Indianapolis	62-7 (W)
12-11-94	at Atlanta	20-29 (L)	12-4-11	vs. Detroit	31-17 (W)
11-26-95	vs. Carolina	34-26 (W)	10-7-12	vs. San Diego	31-24 (W)
11-3-96	vs. San Francisco	17-24 (L)	10-28-12	at Denver	14-34 (L)
10-5-97	at Chicago	20-17 (W)	11-10-13	vs. Dallas	49-17 (W)
11-22-98	at San Francisco	20-31 (L)	12-8-13	vs. Carolina	31-13 (W)
11-21-99	at Jacksonville	23-41 (L)	9-28-14	at Dallas	17-38 (L)
11-4-01	vs. N.Y. Jets	9-16 (L)	10-26-14	vs. Green Bay	44-23 (W)
12-30-01	vs. Washington	10-40 (L)	10-4-15	vs. Dallas	26-20 OT (W)
12-1-02	vs. Tampa Bay	23-20 (W)	10-28-18	at Minnesota	30-20 (W)

Saints on Thursday Night

Overall: 6-7 Home: 4-0 Away: 2-7

Date	Opponent	Score	Date	Opponent	Score
12-3-92	vs. Atlanta	22-14 (W)	10-30-14	at Carolina	28-10 (W)
9-14-07	at Indianapolis	10-41 (L)	10-15-15	vs. Atlanta	31-21 (W)
11-11-08	at Chicago	24-27 OT (L)	11-17-16	at Carolina	20-23 (L)
9-9-10	vs. Minnesota	14-9 (W)	12-7-17	at Atlanta	17-20 (L)
9-8-11	at Green Bay	34-42 (L)	11-22-18	vs. Atlanta	31-17 (W)
11-29-12	at Atlanta	13-23 (L)	11-29-18	at Dallas	10-13 (L)
11-21-13	at Atlanta	17-13 (W)			

Saints on Saturday Night

Overall: 0-1 Home: 0-1

Date	Opponent	Score
12-9-09	vs. Dallas	17-24 (L)

Saints Hall of Fame



SAINTS
HALL OF FAME

The Saints Hall of Fame Museum, located at the Mercedes-Benz Superdome, is dedicated to preserving the history of the New Orleans Saints and honoring deserving Saints players, coaches, and administrators. Memorabilia and exhibits showcase the history of the franchise as well as Saints highlight films and interactive exhibits.

HALL OF FAME INDUCTEES

1988: QB **Archie Manning**, WR **Danny Abramowicz**
 1989: S **Tommy Myers**, K **Tom Dempsey**
 1990: QB **Billy Kilmer**
 1991: NT **Derland Moore**, RB **Tony Galbreath**
 1992: RB **George Rogers**, G **Jake Kupp**, C **John Hill**
 1993: LB **Joe Federspiel**
 1994: GM **Jim Finks**, TE **Henry Childs**
 1995: DE **Bob Pollard**, DE **Doug Atkins**
 1996: CB **Dave Whitsell**, DB **Dave Waymer**
 1997: LB **Rickey Jackson**, T **Stan Brock**
 1998: RB **Dalton Hilliard**, LB **Sam Mills**
 1999: QB **Bobby Hebert**, WR **Eric Martin**
 2000: LB **Vaughan Johnson**, LB **Pat Swilling**
 2001: TE **Hoby Brenner**, DE **Jim Wilks**
 2002: Coach **Jim Mora**, DE **Frank Warren**
 2003: DE **Wayne Martin**, G/T **Jim Dombrowski**
 2004: Def. Coord. **Steve Sidwell**, RB **Reuben Mayes**
 2006: C **Joel Hilgenberg**
 2007: DE **Joe Johnson**
 2008: T **William Roaf**
 2009: K **Morten Andersen**
 2010: WR **Joe Horn**
 2011: S **Sammy Knight**
 2012: Owner **Tom Benson**, RB **Deuce McAllister**
 2013: DT **La'Roi Glover**
 2014: QB **Aaron Brooks**, K **John Carney**
 2015: CB/RS **Tyrone Hughes**, WR/RS **Michael Lewis**
 2016: DE **Will Smith**
 2017: G **Carl Nicks**, LB **Jonathan Vilma**
 2018: WR **Lance Moore**, RB **Pierre Thomas**
 2019: RB **Reggie Bush**, WR **Marques Colston**

JOE GEMELLI "FLEUR-DE-LIS" AWARD

(Awarded yearly to a person who has contributed to the betterment of the Saints organization)

1989: Al Hirt	2006: Buddy Diliberto
1990: Joe Gemelli	2007: Saints Fans
1991: Dave Dixon	2008: Barra Birrcher
1992: Charlie Kertz	2009: Jerry Romig
1993: Wayne Mack	2010: Dan Simmons, Glennon Powell
1994: Erby Aucoin	2011: Bruce Miller
1995: Aaron Broussard	2012: Jim Henderson
1996: Marie Knutson	2013: Peter Finney
1997: Angela Hill	2014: Al Nastasi, Tony Piazza
1998: Joe Impastato	2015: Doug Thornton
1999: Frank Wilson	2016: Hokie Gajan
2000: Bob Remy	2017: Jay Romig
2001: Peter (Champ) Clark	2018: Michael C. Hebert
2002: Dean Kleinschmidt	2019: Kathleen Blanco
2003: Jim Fast	
2004: Bob Roesler	

EXTRA POINTS

SAINTS IN LOUISIANA SPORTS HALL OF FAME

The Louisiana Sports Hall of Fame is dedicated to honoring sports legends who are natives of Louisiana or who played, coached or served as an administrator in the state of Louisiana.



1974: RB Jim Taylor	2009: T William Roaf
1988: QB Archie Manning	2011: K Morten Andersen , LB Vaughan Johnson , FB Buford Jordan
1992: WR Danny Abramowicz	
1997: RB Dalton Hilliard	2012: RB Deuce McAllister
1999: LB Rickey Jackson	2013: QB Tommy Hodson
2000: GM Jim Finks , QB Bobby Hebert	2014: Owner Tom Benson
2001: LB Sam Mills	2015: QB Jake Delhomme
2003: Coach Jim Mora	2016: RB Anthony Thomas
2006: WR Eric Martin	2017: WR Eddie Kennison
2007: LB Pat Swilling	

WELCOME TO THE

Mercedes-Benz Superdome

The Mercedes-Benz Superdome, home of the Saints, is one of the nation's premier sports and entertainment venues. Originally constructed in 1975, the 44-year old building has continued to serve as one of the nation's top facilities since a \$336 million renovation of the building that was completed in 2011, most recently hosting Super Bowl XLVII, the 2012 NCAA Men's Final Four and the 2012 BCS College Football National Championship Game.

Since the Mercedes-Benz Superdome opened in 1975 (originally the Louisiana Superdome until 2011), it's served as the home of the Saints, sold out on a season ticket basis since the club returned to the facility in 2006 following a one-year hiatus due to Hurricane Katrina. The stadium's also the site of two college bowl games and also hosts world class concerts and other events that keep it busy year round.

To cap off the stadium's rebirth, the facility was renamed the "Mercedes-Benz Superdome" in 2011 after reaching a 10-year comprehensive naming rights and sponsorship agreement with Mercedes-Benz USA.

Since the start of the facility's renovation in 2006, counting preseason and playoff games, the Saints have played to 134 consecutive sellouts. They set a team record for attendance inside the stadium in 2017 with 585,113 fans during the regular season, an average of 73,139 per game. The Saints' largest crowd in the Mercedes-Benz Superdome occurred on November 24, 2014, when 73,373 fans packed the stadium for a Monday Night Football matchup against the Baltimore Ravens.

In addition to the Saints, Super Bowls and other championship sporting events have been a prominent part of the history of the Mercedes-Benz Superdome. No other facility can match the seven Super Bowls played inside the stadium following Super Bowl XLVII, played on February 3, 2013. The facility will host its eighth Super Bowl in 2024. The stadium has also played host to the annual Sugar Bowl college football game, five NCAA men's basketball Final Fours, three BCS College Football Championship games and two NCAA College Football Playoff semifinal contests.

Ground was broken on the Superdome on August 11, 1971. The facilities opened its doors on August 3, 1975

and the first football game was played on August 9 when the Saints hosted the Houston Oilers in a preseason contest. After being inoperative for a year due to damage sustained during Hurricane Katrina, the stadium reopened to a nationally televised audience on September 25, 2006 when the Saints defeated the Atlanta Falcons 23-3.

Almost immediately after the Saints defeated the Minnesota Vikings 31-28 in overtime in the NFC Championship on January 24, 2010 to advance to the Super Bowl for the first time, the stadium underwent its most comprehensive enhancement and renovations over an 18-month period. Among the upgrades were the addition of 15 luxury suites to increase the building's number to 152, widened concourses and a revamped plaza level moving patrons closer to the action, adding 3,400 lower bowl seats, renovation of four club lounges and the construction of two field level bunker club lounges, Wi-Fi throughout the stadium's campus and a brand-new team store. Outside of the Mercedes-Benz Superdome, a new exterior skin with bronze panels was created, flanked by the addition of "Mercedes-Benz Superdome" signage on the roof. A new exterior lighting system has the ability of utilizing every color of the rainbow to showcase various designs and messages in the evening, which can be seen from miles away. In 2016, the facility debuted two new state-of-the-art LED video boards.

As part of a long-term lease agreement between the Saints and the State of Louisiana through 2025 which resulted in these stadium upgrades, Saints ownership and the State of Louisiana have also co-developed a state-of-the-art 121,000 square foot entertainment zone called Champions Square presented by Verizon, which first opened in 2010. The fan entertainment area operates before and after Saints games and features a large music stage, a 32 x 18 foot LED video board, a state-of-the-art sound system, special lighting and multiple food vendors to create a tailgate environment for fans. It can accommodate more than 9,000 people. In addition to the food available from a group of restaurants that celebrate New Orleans' rich culinary heritage, there is also an ultra-modern lounge, club XLIV, which provides a luxurious experience for fans and is available year round for private rental.

HISTORY



It's a win-win-win.

Ranked #1 in Network Quality
across the Nation, with
more awards than any other
carrier—22x in a row.



verizon✓

Verizon Wireless received the highest scores in the J.D. Power 2017 (V1 & V2), 2018 (V1 & V2) & 2019 (V1) U.S. Wireless Network Quality Performance Studies of customers' satisfaction with their network performance with wireless carriers. Visit jdpower.com/awards



Hey Mercedes,
take me to the stadium.

Introducing the 2019 Mercedes-Benz A-Class. The groundbreaking Mercedes-Benz User Experience (MBUX) ties car and driver together like never before. With built-in artificial intelligence that quickly learns your driving tendencies and a natural voice control system that only takes two keywords—"Hey Mercedes"—to activate it. So intuitive, so advanced—the all-new A-Class is bound to get people talking. Learn more at MBUSA.com/A-Class



OFFICIAL VEHICLE OF
THE NEW ORLEANS SAINTS

