

MIN vs. NO



OCT. 2 @ 8:30 AM
TOTTENHAM HOTSPUR
STADIUM



39.9014° N • 75.1675° W



VIKINGS

WEEK 4 | SUNDAY, OCT. 2, 2022 | TOTTENHAM HOTSPUR | 8:30 A.M. CT | NFLN

2022 RECORD

REGULAR SEASON.....	2-1
NFC NORTH	2-0
HOME	2-0
AWAY	0-1

2022 SCHEDULE

Week/Date	Opponent	Time (CT)	TV
1) 9/11 (Sun.)	GREEN BAY	3:25 p.m.	W, 23-7
2) 9/19 (Mon.)	at Philadelphia	7:30 p.m.	L, 24-7
3) 9/25 (Sun.)	DETROIT	Noon	W, 28-24
4) 10/2 (Sun.)	vs. New Orleans (London)	8:30 a.m.	NFLN
5) 10/9 (Sun.)	CHICAGO	Noon*	FOX
6) 10/16 (Sun.)	at Miami	Noon*	FOX
7) 10/23 (Sun.)	BYE WEEK		
8) 10/30 (Sun.)	ARIZONA	Noon*	FOX
9) 11/6 (Sun.)	at Washington	Noon*	FOX
10) 11/13 (Sun.)	at Buffalo	Noon*	FOX
11) 11/20 (Sun.)	DALLAS	3:25 p.m.*	CBS
12) 11/24 (Thurs.)	NEW ENGLAND	7:20 p.m.	NBC
13) 12/4 (Sun.)	NEW YORK (Jets)	Noon*	CBS
14) 12/11 (Sun.)	at Detroit	Noon*	FOX
15) 12/18* (Sat/Sun)	INDIANAPOLIS	TBD*	TBD
16) 12/24 (Sat.)	NEW YORK (Giants)	Noon	FOX
17) 1/1 (Sun.)	at Green Bay	3:25 p.m.*	CBS
18) 1/7/8* (Sat/Sun.)	at Chicago	TBD*	TBD

Home games capitalized and bolded

*All game times are CT and subject to change

GAME SUMMARY

The Minnesota Vikings (2-1) travel across the pond for the first time since 2017 to play the New Orleans Saints (1-2) at Tottenham Hotspur Stadium in London, England. The game is scheduled to air on NFL Network at 8:30 a.m. CT. Minnesota is 2-0 in regular-season games played in London and this will mark the club's first appearance at Tottenham Hotspur Stadium.

In Week 3, Minnesota defeated Detroit 28-24 in a home matchup, and New Orleans fell 22-14 to the Carolina Panthers in an away game at Bank of America Stadium.

QB **Kirk Cousins** (33,351), who passed Steve Young (33,124) for 39th all-time in NFL passing yards, led the Vikings on a game-winning drive, connecting on a 28-yard touchdown pass to WR **K.J. Osborn** with 45 seconds to play. RB **Dalvin Cook** tallied his 40th career rushing touchdown. It was his 36th since 2019, the second-most in the league behind Derrick Henry's 45.

In his first career start at safety, **Josh Metellus** became the first safety in the NFL since S **Camryn Bynum** (11/7/21 vs. Baltimore) to tally 10-plus tackles and an interception in their first career start.

Minnesota's offensive line has only allowed four sacks this season, a tie for the fourth-fewest in the league. The Vikings defense has not given up any points in the fourth quarter this season, a tie for the league-best with the Colts.

BROADCAST COVERAGE

▶ NATIONAL TELEVISION: NFL NETWORK

Play-by-Play: Kevin Kugler

Analyst: Mark Sanchez

Sideline: Laura Okmin, Jamie Erdahl



▶ NATIONAL RADIO: WESTWOOD ONE

Play-by-Play: Bill Rosinski

Analyst: Derek Rackley



▶ LOCAL RADIO: KFAN-FM 100.3-FM / KTLK 1130-AM

Play-by-Play: Paul Allen

Analyst: Pete Berlich

Sideline: Ben Leber

Pre-Game Show: Mike Mussman - 6 a.m. CT

KFAN and KTLK serve as the flagship stations for the 72-station, 5-state Vikings Radio Network.



VIKINGS-SAINTS 2022 REGULAR SEASON COMPARISON

OFFENSE	MIN (RK)	NO (RK)	Diff
Yards / Game	344.0 (18)	373.0 (8)	-29
Yards / Play	5.52 (13)	5.98 (7)	-0.46
Rushing Yards / Game	103.7 (19)	111.7 (16)	-8
Rushing Yards / Play	4.86 (8)	5.49 (4)	-0.63
Passing Yards / Game	240.3 (15)	261.3 (8)	-21
Passing Yards / Play	6.06 (21)	6.82 (13)	-0.76
Interception Rate	2.52% (22)	4.35% (29)	-1.83%
Sacks / Pass Attempt	3.36% (4)	9.57% (26)	-6.21%
First Downs / Game	23.0 (6t)	18.3 (21t)	4.7
Punt Return Avg.	6.4 (25)	5.8 (27)	0.6
Kickoff Return Avg.	22.8 (12)	24.2 (7)	-1.4
Field Goals Made.	60% (29t)	50% (31)	10%
3rd Down Pct.	29.41% (26)	33.33% (24t)	-3.92%
4th Down Pct.	66.67% (4t)	0.0% (29t)	66.67%
Red Zone Pct.	50% (21t)	66.67% (8t)	-16.67%
Goal to Go%	57.14% (24t)	100% (1t)	-42.86%
Avg Possession Time.	27:02 (28)	28:48 (22)	
Points / Game	19.3 (16t)	17.0 (22t)	2.3

DEFENSE	MIN (RK)	NO (RK)	Diff
Yards / Game	413.3 (30)	323.0 (13)	90.3
Yards / Play	6.05 (26)	4.97 (10)	1.08
Rushing Yards / Game	137.7 (24)	139.3 (26)	-1.6
Rushing Yards / Play	4.75 (18)	4.22 (13)	0.53
Passing Yards / Game	275.7 (29)	183.7 (5)	92
Passing Yards / Play	7.45 (28)	5.99 (10)	1.46
Interception Rate	2.7% (11t)	0.0% (30t)	2.7%
Sacks / Pass Attempt	6.31% (17t)	4.35% (28)	1.96%
First Downs / Game	23.0 (26t)	17.0 (6t)	6
Punt Return Avg.	8.2 (16t)	10.1 (24)	-1.9
Kickoff Return Avg.	14.5 (4)	22.7 (23)	-8.2
3rd Down Pct.	34.21% (13)	31.82% (7)	2.39%
4th Down Pct.	50% (13t)	0.0% (1t)	50%
Red Zone Pct.	62.5% (19t)	33.33% (2)	29.17%
Goal to Go%	66.67% (14t)	66.67% (14t)	0.0%
Points / Game	18.3 (9t)	22.7 (19)	-4.4

WEEKLY MEDIA SCHEDULE

Monday, September 26

2:30 p.m. – Kevin O'Connell and select players available virtually

Tuesday, September 27

No access

Wednesday, September 28

12:25 – 1:10 p.m. – Open locker room (Kirk Cousins and players available)

1:10 p.m. – Kevin O'Connell available at the outdoor press conference area

2 p.m. – Practice

Thursday, September 29

11:45 a.m. – Practice

1:45 – 2:30 p.m. – Open locker room and coordinators available coming off the field

Friday, September 30 – Sunday, October 2

See media schedule from the NFL

Sunday, October 2

8:30 a.m. – Minnesota Vikings vs. New Orleans Saints (London)

**All times are in CT.*

COMMUNICATIONS STAFF

Jeff Anderson 612.247.4482
EVP & Chief Communications Officer

Jon Ekstom 612.418.6265
Director, Communications

Sam Newton 612.965.4712
Senior Manager, Football Communications

Carly Bonk 612.718.4093
Communications Manager

Taylor Garner 612.214.5330
Communications Coordinator

Bob Hagan 612.327.7069
Senior Media/Historical Advisor

Ryan Galbierz 651.350.8201
Communications Associate

VIKINGS MEDIA SITE

All media members are encouraged to utilize the Vikings' media site (vikings.1rmg.com) to assist in their coverage of the team. Materials provided by the communications department are available to view and download at the site, including media schedules, press releases, clips, quotes, photos, media guides, rosters, depth charts, etc.

NORSEMAN NOTEABLES

- QB **Kirk Cousins** has thrown a touchdown pass in 33 consecutive games, the longest active streak in the NFL and ninth-longest all-time in NFL history.
- WR **Adam Thielen** (50) became the fourth undrafted player since 1967 with 50-plus career touchdown receptions, joining Antonio Gates (116), Rod Smith (68) and Wes Welker (50).
- Thielen has tallied five-plus receptions, 50-plus receiving yards and one touchdown in 22 games since 2018, a tie for the fourth-most games accomplishing that feat in that timeframe.

30 Davante Adams, Green Bay/Las Vegas

27 Travis Kelce, Kansas City

25 Tyreek Hill, Kansas City/Miami

25 Cooper Kupp, Los Angeles Rams

22 Mike Evans, Tampa Bay

22 Adam Thielen, Minnesota

- LB **Jordan Hicks** is the only player since 1999 to have at least 30 tackles (31), 1.0 sack, one interception and one forced fumble in a team's first three games of a season.
- WR **K.J. Osborn** tallied his second game-winning touchdown pass of his career, a 28-yard pass from Cousins. His first came against Carolina on 10/17/21, a 27-yard pass from Cousins.
- Through Week 3 of this season, Minnesota has the second-fewest penalties overall in the NFL with 11 and the fewest penalties on offense with only four.

BY THE
NUMBERS

3rd

Minnesota's defense is third in the NFL in total tackles with 208 through Week 3.

6th

The Vikings offense averages 23.0 first downs per game, a tie for the sixth-most in the league.

PRONUNCIATION GUIDE

PLAYERS

Brian **Asamoah** II
David **Blough**
Lewis **Cine**
Dan **Chisena**
Andrew **DePaola**
Danielle Hunter
Trishton Jackson
William **Kwenkeu**
Kene Nwangwu
Esezi Otomewo
Jalen **Reagor**
Austin **Schlottmann**
Chandon Sullivan
Travis **Toivonen**
Oliisaemeka Udoh

COACHING STAFF

Brian **Angelichio**
Jerrold Johnson
Daronte Jones
Ben **Kotwica**
Chris **Kuper**
Greg **Manusky**
Keenan **McCardell**
Mike **Pettine**
Sam **Siefkes**
A'Lique Terry

PRONUNCIATION

ah-suh-MOH-ah
blau
SEEN
cha-SEN-a
dee-PAUL-uh
duh-KNEEL
TRISH-ton
kwen-kuh
kuh-NAY WAHN-woo
uh-SAY-zeeoh-TOE-may-woh
RAY-gur
SHLOTE-man
CHAN-din
toy-vuh-nen
OH-lee-suh-MEE-kah OO-doe

an-juh-LEEK-o
juh-ROD
duh-RAHN-tay
cot-WEE-kuh
coo-pur
muh-nuh-skee
mih-car-DELL
PETT-in
seef-kiss
uh-LEEK

2022 NEW FACES

FREE AGENTS/TRADES/WAIVERS (10) *listed by date acquired*

Player **Pos** **Acq.**
Jordan Hicks LB Free Agent (Arizona)
Harrison Phillips DT Free Agent (Buffalo)
Johnny Mundt TE Free Agent (LA Rams)
Austin Schlottmann G/C Free Agent (Denver)
Za'Darius Smith OLB Free Agent (Green Bay)
Chandon Sullivan CB Free Agent (Green Bay)
Chris Reed OL Free Agent (Indianapolis)
Jonathan Bullard DL Free Agent (Atlanta)
Nick Mullens QB Trade (Las Vegas)
Jalen Reagor WR Trade (Philadelphia)

DRAFTED ROOKIES BY ROUND (10)

Round) Player **Pos** **School**
1) Lewis Cine S Georgia
2) Andrew Booth, Jr. CB Clemson
2) Ed Ingram G LSU
3) Brian Asamoah II LB Oklahoma
4) Akayleb Evans CB Missouri
5) Esezi Otomewo DE Minnesota
5) Ty Chandler RB UNC
6) Vederian Lowe T Illinois
6) Jalen Nailor WR Michigan State
7) Nick Muse (PS) TE South Carolina

RETURNERS FROM 2021

Starters Returning: 17 (10 offense, 7 defense)

Starters Lost: 6 (Barr, Breland, Hill, Pierce, Vigil, Woods)

Leading Returners Player (Total)

Passing Yards

Kirk Cousins (4,221)

Rushing Yards

Dalvin Cook (1,159)

Rushing TDs

Dalvin Cook (6)

Receiving Yards

Justin Jefferson (1,616)

Receiving TDs

Justin Jefferson, Adam Thielen (10)

Tackles

Eric Kendricks (143)

Sacks

D.J. Wonnum (8.0)

Interceptions

Eric Kendricks (2)

Punt Return Yards

K.J. Osborn (23)

Kick Return Yards

Kene Nwangwu (579)

ROSTER NOTES

Oldest Viking Player

Andrew DePaola (35, born 7/28/87)

Youngest Viking Player

Andrew Booth, Jr. (21, born 9/28/00)

Most Seasons as a Viking

Harrison Smith (11)

Most NFL Seasons

Patrick Peterson (12)

College with the most Vikings

LSU (4)

Home state with the most Vikings

Texas (9)

Conference with the most Vikings

SEC (12 players on roster)

Largest Viking

Blake Brandel, Brian O'Neill (Height: 6-7)

Dalvin Tomlinson (Weight: 325 lbs)

Smallest Viking

Dalvin Cook (Height: 5-10)

Chandon Sullivan (Weight: 189 lbs)

1st-Round Draft Picks (7)

[5] Patrick Peterson (2011)

[18] Garrett Bradbury (2019)

[21] Jalen Reagor (2020)

[22] Justin Jefferson (2020)

[23] Christian Darrisaw (2021)

[29] Harrison Smith (2012)

[32] Lewis Cine (2022)

Pro Bowlers (11)

Patrick Peterson - ARI (8x)

Harrison Smith (6x)

Dalvin Cook (3x)

Kirk Cousins (3x)

Adam Thielen (2x)

Danielle Hunter (2x)

Justin Jefferson (2x)

Za'Darius Smith - GB (2x)

C.J. Ham (1x)

Eric Kendricks (1x)

Brian O'Neill (1x)



KEVIN O'CONNELL

HEAD COACH

NFL HEAD COACH: 1st Year

OVERALL NFL EXPERIENCE: 12th Year

COACHING EXPERIENCE: 8th Year



REGULAR SEASON: 2-1 (.667)

POSTSEASON: 0-0 (.000)

RECORD WITH MIN: 2-1 (.667)

The Minnesota Vikings named Kevin O'Connell as the 10th head coach in franchise history on Feb. 16, 2022. Coming off a Super Bowl LVI victory over the Cincinnati Bengals, O'Connell joins the Vikings after serving as the offensive coordinator for the Los Angeles Rams the past two seasons.

O'Connell, who led the Rams to finish ninth in total offense (372.1 yards per game) last season, helped his unit rank second in plays of 50-plus yards (10), fourth in yards per play (5.98) and eighth in offensive touchdowns (51) in 2021. Under the guidance of O'Connell, Rams QB Matthew Stafford and WR Cooper Kupp both had career years in 2021. Stafford set the single-season team record for passing yards (4,886) and tied Kurt Warner from his 1999 MVP season for the most passing touchdowns in a season by a Rams quarterback with 41, while also winning his first playoff game in his 13th season in the NFL. Kupp, who was named 2021 NFL Offensive Player of the Year by *The Associated Press* and Super Bowl LVI MVP, had one of the best receiving seasons in NFL history, leading the NFL in receptions (145), receiving yards (1,947) and receiving touchdowns (16), earning AP First-Team All-Pro and Pro Bowl honors.

During the 2021 season, O'Connell's lone season with Stafford, the signal caller threw for the third-most passing yards (4,886) and second-most touchdowns (41) in the NFL, all while achieving his career-best 102.9 passer rating (in seasons with more than eight starts), the sixth-best in the NFL. Kupp's wide receiver Triple Crown in 2021, which he won after leading the NFL in receptions (145), receiving yards (1,947) and touchdowns (16), joined him with WR Jerry Rice (San Francisco 49ers, 1990), WR Sterling Sharpe (Green Bay Packers, 1992) and WR Steve Smith (Carolina Panthers, 2005) as the only players since the 1970 merger to achieve this feat. Kupp's 145 receptions and 1,947 receiving yards both ranked as the second-highest single-season totals in NFL history, trailing only Michael Thomas's 149 receptions in 2019 and Calvin Johnson's 1,964 receiving yards in 2012.

O'Connell was instrumental in aiding mid-season free agent signee WR Odell Beckham, Jr., to five receiving touchdowns in eight games played with the team, the most since his 2018 season with the New York Giants. O'Connell also helped the Rams offense tie for seventh in scoring offense (27.1 points per game) and score on 45.9% of their offensive drives, which ranked third in the NFL behind the Kansas City Chiefs (48.2) and New England Patriots (48.0).

The 2020 Rams offense featured the 10th-ranked rushing attack, posting 126.1 yards per game on the ground, behind two 600-plus rushing seasons from RB Cam Akers and RB Darrell Henderson. Anchored by T Andrew Whitworth, the oldest offensive lineman in the NFL, the Rams offensive line only allowed 56 sacks in the two years O'Connell was in Los Angeles, which was good for the seventh-fewest among NFL clubs. The offensive line's sack rate, 4.5%, was the fifth-lowest in the NFL over the past two years. In addition to helping QB Jared Goff to his fourth consecutive season with at least 3,800 passing yards and 20 touchdowns in 2020, O'Connell prepared

QB John Wolford for a win-and-in game against the Arizona Cardinals in Week 17, helping him pass for 231 yards and rush for 56 more in his NFL debut, while leading the Rams to a 18-7 victory and a playoff berth.

Under O'Connell, Rams quarterbacks have thrown for 1,517 passing yards (third in NFL), 11 touchdowns (fourth in NFL) and a 106.4 passer rating in playoff games (second in NFL). He recently coached Stafford to a Super Bowl win, helping him post a 4-0 record in the postseason and 108.3 passer rating, which trailed only QB Josh Allen and QB Patrick Mahomes. Furthermore, the Rams' 1,186 passing yards in the 2021 playoffs were the most in NFL history, surpassing the 2011 New York Giants (1,144). O'Connell helped Kupp (478) and Beckham, Jr., (288) post a combined 766 receiving yards in the playoffs, the most by any wide receiver duo this postseason.

Prior to joining the Rams, O'Connell worked in Washington, serving as the quarterbacks coach in 2017-18 and the offensive coordinator in 2019. O'Connell coached QB Kirk Cousins in 2017, helping him throw for more than 4,000 yards and 27 touchdowns, and record a career-high 342 rushing yards and a league-leading four game-winning drives. Cousins' 4,093 passing yards marked his third-consecutive 4,000-yard passing season, helping him become the 11th quarterback in NFL history to accomplish this feat. During the 2018 season, O'Connell was tasked with getting three different quarterbacks (Josh Johnson, Colt McCoy and Mark Sanchez) up to speed following a devastating injury to starting QB Alex Smith.

In 2019, O'Connell helped guide rookie WR Terry McLaurin to 58 receptions, 919 receiving yards and seven touchdowns, the second-most receptions and third-most receiving yards and touchdowns among rookies in franchise history. O'Connell oversaw the production of three quarterbacks in 2019, specifically rookie QB Dwayne Haskins, Jr. Once Haskins, Jr., became the full-time starter in Week 9, he passed for 1,225 yards, seven touchdowns, three interceptions and an 85.5 passer rating. O'Connell also helped Vikings all-time leading rusher Adrian Peterson eclipse 1,000 scrimmage yards (1,040) at the age of 34.

Since O'Connell became an offensive coordinator in 2019, he has coached one Super Bowl MVP (Kupp), two Pro Bowlers (G Brandon Scherff and Kupp), one All-Pro (Kupp) and one PFWA All-Rookie Team member (McLaurin).

O'Connell worked on special projects with the San Francisco 49ers in 2016, where he overlapped with Vikings General Manager Kwesi Adofo-Mensah. Prior to his one year in San Francisco, O'Connell was the quarterbacks coach in Cleveland during the 2015 season, assisting QB Josh McCown to becoming the only player in team history to throw for 300 or more passing yards in three consecutive games. McCown also broke the single-game passing record in 2015, throwing for 457 yards against the Baltimore Ravens.

As a player, O'Connell was drafted in the third round (94th pick) of the 2008 NFL Draft by the New England Patriots out of San Diego State. He played one season for the Patriots behind QB Matt Cassel following a season-ending injury to QB Tom

Brady. During the 2009 preseason, O'Connell was claimed by the Detroit Lions and was then later traded to the New York Jets for a seventh-round pick. Before his NFL career ended in 2012, O'Connell spent time with the Miami Dolphins, a second-stint with the Jets and the San Diego Chargers.

As a four-year captain at San Diego State, O'Connell finished his career after appearing in 40 games while ranking third in completions (664), fourth in passing yards (7,689) and fifth in passing touchdowns (46) in school history. The Carlsbad, California, native and his wife, Leah, have two sons, Kaden and Kolten, and a daughter, Quinn. O'Connell's father, Bill, was a longtime FBI agent, and his mother, Suzanne had a career as an educator. O'Connell has an older sister, Kelley, who is an attorney.

O'CONNELL'S BACKGROUND

Player (QB)

2004-07 San Diego State
2008 New England Patriots
2009 Detroit Lions*
2009-10 New York Jets
2011 Miami Dolphins*
2011 New York Jets
2012 San Diego Chargers*

*Offseason or practice squad member

Coach

2015 Quarterbacks // Cleveland Browns
2016 Special Projects // San Francisco 49ers
2017-18 Quarterbacks // Washington Commanders
2019 Offensive Coordinator // Washington Commanders
2020-21 Offensive Coordinator // Los Angeles Rams
2022 Head Coach // Minnesota Vikings

O'CONNELL'S YEAR-BY-YEAR (PLAYER & COACH)

**Year Team W/L Playoff Appearance
Player (QB)**

2008 New England 11-5
2009 Detroit Lions*
2009 New York Jets 9-7 AFC Championship
2010 New York Jets 11-5 AFC Championship
2011 Miami*
2011 New York Jets 8-8
2012 San Diego Chargers*

Coach

2015 Cleveland 3-13
2016 San Francisco 2-14
2017 Washington 7-9
2018 Washington 7-9
2019 Washington 3-13
2020 Los Angeles 10-6 Divisional Round
2021 Los Angeles 12-5 Super Bowl LVI Champions
2022 Minnesota 2-1

*Offseason or practice squad member





MATT DANIELS

SPECIAL TEAMS COORDINATOR

OVERALL NFL EXPERIENCE: Seventh season (5 coaching, 2 accrued playing)

COACHING EXPERIENCE: Fifth season

VIKINGS EXPERIENCE: First season



ED DONATELL

DEFENSIVE COORDINATOR

OVERALL NFL EXPERIENCE: 32nd season

COACHING EXPERIENCE: 43rd season

VIKINGS EXPERIENCE: First season



WES PHILLIPS*

OFFENSIVE COORDINATOR

OVERALL NFL EXPERIENCE: 16th season

COACHING EXPERIENCE: 20th season

VIKINGS EXPERIENCE: First season



MIKE PETTINE*

ASSISTANT HEAD COACH

OVERALL NFL EXPERIENCE: 20th season

COACHING EXPERIENCE: 29th season

VIKINGS EXPERIENCE: First season

ASSISTANT COACHES

ROY ANDERSON*

Assistant Defensive Backs/Safeties

BRIAN ANGELICHO

Tight Ends/Passing Game Coordinator

RYAN CORDELL*

Passing Game Specialist/Game Management Coord.

STEVE DONATELL

Quality Control - Defense

JERROD JOHNSON*

Assistant Quarterbacks

DARONTE JONES

Defensive Backs

BEN KOTWICA

Assistant Special Teams

CHRIS KUPER

Offensive Line

GREG MANUSKY

Inside Linebackers

KEENAN MCCARDELL

Wide Receivers

CURTIS MODKINS

Running Backs/Run Game Coordinator

DERRON MONTGOMERY

Quality Control - Offense

CHRIS O'HARA

Quarterbacks

JUSTIN RASCATI*

Assistant Offensive Line

CHRIS RUMPH

Defensive Line

SAM SIEFKES*

Assistant Linebackers

MIKE SMITH

Outside Linebackers/Pass Rush Specialist

TONY SORRENTINO

Assistant Wide Receivers


A'LIQUE TERRY*

Assistant Defensive Line

GRANT UDINSKI

Assistant to the Head Coach/Special Projects

**In coaching booth during games*



DENNIS ALLEN

HEAD COACH

NFL HEAD COACH: 4th Year

OVERALL NFL EXPERIENCE: 21st Year

COACHING EXPERIENCE: 27th Year

REGULAR SEASON: 9-30 (.231)

POSTSEASON: 0-0 (.000)

RECORD WITH NO: 1-2 (.333)

Now in his 27th year in coaching and 21st in the NFL, Allen has played for, coached with and learned from some of the best coaches in all of football. He was recruited to play at Texas A&M by R.C. Slocum and in the NFL he has honed his skills on the staff of Super Bowl XLIV champion head coach Sean Payton for 12 seasons and also for Super Bowl participants John Fox and Dan Reeves.

Allen was promoted to head coach after spending the past six and a half seasons as the defensive coordinator of the Saints, a time of prosperity when the team has enjoyed five consecutive winning seasons and also captured four straight NFC South division titles from 2017-20. During his tenure as an assistant under Payton in New Orleans (2006-10, 2015-21), Allen has been part of staffs that have qualified for the playoffs seven times, captured the NFC South division title six times, reached the NFC Championship game three times and won the Super Bowl XLIV championship.

Allen's defenses have ranked in the top 10 in yards per game and in the top five in opponent points per game each of the past two seasons. During his 16 seasons coaching a position, serving as a defensive coordinator and as a head coach, he has coached 10 players to a total of 21 Pro Bowl selections.

In 2021, Allen's defensive unit boasted two Pro Bowl selections (defensive end Cameron Jordan and cornerback Marshon Lattimore) and one Associated Press All-Pro selection (linebacker Demario Davis), ranked first in the NFL in opponent red zone touchdown percentage (43.5), second in opponent first downs (304) and opponent rushing first downs (84), fourth in scoring defense (19.7 points per game), opponent net yards per play (5.08) and run defense (93.5 yards per game), seventh in total defense (318.2 net yards per game) and eighth in sacks (46). New Orleans' current streak of 22 regular/season postseason contests without allowing a 100-yard rusher is the longest in the NFL. With 25 takeaways and a plus-seven turnover ratio, Allen's defense was instrumental in leading the Saints to their fifth straight winning season. Allen handled Payton's duties in a Dec. 19 9-0 win over the Tampa Bay Buccaneers as Payton was sidelined due to Covid-19 protocols.

In 2020, the Saints defense boasted one of the league's top units, finishing tied for first in interceptions (18), ranked fourth in opponent net yards per game (310.9) and opponent rushing yards per game (91.3), fifth in opponent net passing yards per game (217.0) and opponent points per game (21.1) and eighth in sacks (45). The 139 road points given up on the road by New Orleans were the fewest in the NFL and the third-lowest total by the club since the start of a 16-game regular season schedule in 1978. New Orleans did not allow a 100-yard rusher until Week 14 of the season, marking an NFL record of 55 games (regular season/postseason combined) of not giving up 100 yards to an individual.

The 2019 Saints ranked third in the league in sacks, recording 51 takedowns and finished fourth in run defense at 91.3 yards rushing per game. The sack total was the highest for the Saints since 2001. The 2019 Saints also ranked sixth on third down (34.8 percent) and 11th in total defense (333.1 yards per game). With two Pro Bowl starter selections on defense – Jordan and Lattimore and one AP first-team All-Pro – Davis – the Saints had two contests where they did not surrender a defensive touchdown for the first time since 2000. Jordan finished with a career-high 15.5 sacks, ranked third in the NFL and tied for the fourth-highest total in franchise history, also earning All-

Pro honors. Davis filled up the stat sheet with a team-high 111 tackles, four sacks, one interception and a career-high 12 passes defended.

In 2018, the Saints boasted the second-best run defense in the NFL, allowing just 80.2 yards per game and 3.6 yards per carry. His defense also collared 49 sacks, which tied for fifth in the league. The New Orleans defense held its opponents to 20 points or less in 10 games in 2018 and had a six-game streak of keeping opponents under 20 for the first time since 2000. Jordan was selected to the Pro Bowl as an AP All-Pro in a season where he posted 12 sacks. On the interior, defensive tackle Sheldon Rankins posted eight sacks in a breakout campaign, the most takedowns by a Saints interior defender since 2000. Davis, in his first season with the club, became only the fourth player in Saints history to record 10 tackles and five sacks in a season. Lattimore led the team with five regular season takeaways and added two more in the club's postseason win over Philadelphia.

In 2017, Allen coordinated a Saints defense that finished third in the league in interceptions (20), tied for seventh in sacks (42) and ranked 10th in opponent points per game (20.4 ppg.) after ranking 31st in 2016. Away from home, New Orleans surrendered only 18.3 points per game, tied for sixth in the NFL, with their 146 road points given up tied for the fifth-lowest total by the club since the start of a 16-game schedule in 1978. Allen oversaw a defense that featured first-team All-Pro Jordan who posted 13 sacks and Lattimore, who led rookies with five interceptions and garnered AP Defensive Rookie of the Year honors, as both defenders earned Pro Bowl trips. Lattimore was the second rookie under Allen's tutelage to capture league Rookie of the Year honors. Rookie safety Marcus Williams, the club's second round draft pick, joined Lattimore as a PFWA All-Rookie selection, tying for second among league rookies with four picks.




In 2016, a young Saints defensive unit took several strides in the right direction, surrendering only 90.6 rushing yards per game over the final 13 weeks of the season, ranked sixth in the NFL over that period. In fact, New Orleans allowed under 100 yards rushing in eight games on the season, the fewest in a single season since they gave up seven in 2013. Jordan led the team with 7.5 sacks. Linebacker Craig Robertson started all 15 games he appeared in and filled up the stat sheet with a team-high and career-high 131 tackles, one sack, one interception, five passes defended and two fumble recoveries.

After starting the 2015 season as the club's senior defensive assistant, Allen assumed coordinator duties in Week 11. As New Orleans rallied to win three of their final four contests, Allen's unit contributed to finishing strong as the defense surrendered 35.1 total net yards per game below the overall season average, including 25.1 fewer yards per game in stopping the run. New Orleans also held opponents to a season-low 17 points in two of the final four contests. Jordan was selected to his second Pro Bowl, as he recorded double-digit sacks (10) for the second time in his career.


****For the full Dennis Allen bio, please visit the New Orleans Saints website.***

VIKINGS-SAINTS CONNECTIONS

COLLEGE CONNECTIONS

Minnesota Vikings		New Orleans Saints
CB Patrick Peterson (2008-10), OLB Danielle Hunter (2012-14)	LSU	S Tyrann Mathieu (2010-11), WR Jarvis Landry (2011-13)
RB Dalvin Cook (2014-16)		CB P.J. Williams (2012-14), QB Jameis Winston (2013-14)
DL Jonathan Bullard (2012-15)		S Marcus Maye (2013-16)
LB Troy Dye (2016-19), Johnny Mundt (2013-16)	OU	TE Juwan Johnson (2015-19), OL Calvin Throckmorton (2015-19)
C Garrett Bradbury (2015-17)	SI	DT Kentavious Street (2014-17)
DL Harrison Phillips (2014-17)	SI	G/T Andrus Peat (2013-14)
S Josh Metellus (2016-19)	M	G/C Cesar Ruiz (2017-19)
WR Jalen Nailor (2018-21)		LB Andrew Dowell (2015-18)
CB Chandon Sullivan (2014-17)		K Will Lutz (2013-15)

PRO CONNECTIONS

Minnesota Vikings		New Orleans Saints
DL Ross Blacklock (2021)		CB Bradley Roby (2021), RB Mark Ingram (2021)
G/C Austin Schlottmann (2020)		TE Nick Vannett (2020)
CB Patrick Peterson (2013-17)		S Tyrann Mathieu (2013-17)
QB Nick Mullens (2019-20)		DT Kentavious Street (2019-20)
QB Nick Mullens (2021)		WR Jarvis Landry (2021)
OLB Za'Darius Smith (2015-18)		TE James Hurst (2015-18)
LS Andrew Depaola (2015-16)		QB Jameis Winston (2015-16)

SAINTS CONNECTIONS TO VIKINGS

Player	Prev. position
RB Latavius Murray	RB (2017-18)

NOTABLE COACHING CONNECTION

Saints Run Game Coordinator Dan Roushar served as the offensive line coach at Michigan State (2007-10) while QB Kirk Cousins played there. In 2011, Roushar became the Spartans offensive coordinator and helped Cousins finish his career as Michigan State's all-time record holder in passing touchdowns (66), passing yards (9,131), completions (723), passing efficiency (146.1 rating) and total offense (9,004 yards).

NOTABLE COLLEGE CONNECTION

In 2014, Vikings RB Dalvin Cook and Saints QB Jameis Winston played together at Florida State. The duo led the Seminoles to a 13-0 record in the regular season, earning a playoff birth vs. Oregon in the Rose Bowl. Cook left Florida State as the career leader in rushing yards (4,464), rushing TDs (46) and finished second in school history with 5,399 all-purpose yards.



NOTABLE PRO CONNECTION



Vikings CB Patrick Peterson and Saints S Tyrann Mathieu played together at LSU in 2010 while Jordan Jefferson, Justin Jefferson's oldest brother was LSU's starting QB. Peterson and Mathieu reunited as teammates with the Arizona Cardinals in 2013. The duo played together for five seasons and helped the Cardinals defense to a top-five ranking in consecutive seasons (2015-16) for the first time in franchise history. In 2016, Peterson and Mathieu were selected to the Pro Bowl and they were both named First-Team All-Pro. In 2017, Peterson faced the fewest targets (60) and allowed the fewest receptions (28) among cornerbacks with at least 500 snaps. Peterson was named to the Pro Bowl in each of his first eight seasons in the league (2011-18) joining Hall of Famers Jim Brown and Barry Sanders.

VIKINGS - SAINTS GAME INFORMATION

VIKINGS-SAINTS SERIES

VIKINGS VS. SAINTS ALL-TIME

Won 23, Lost 13, Tie 0; Home 14-4, Away 9-9

YEAR	SITE	RESULT	YEAR	SITE	RESULT
VIKINGS VS. SAINTS ALL-TIME					
1968	New Orleans	New Orleans 20-17	2000	Minnesota*	Minnesota 34-16
1970	Minnesota	Minnesota 26-0	2001	New Orleans	New Orleans 28-15
1971	New Orleans	Minnesota 23-10	2002	New Orleans	Minnesota 32-31
1972	Minnesota	Minnesota 37-6	2004	New Orleans	Minnesota 38-31
1974	Minnesota	Minnesota 29-9	2005	Minnesota	Minnesota 33-16
1975	New Orleans	Minnesota 20-7	2008	New Orleans	Minnesota 30-27
1976	New Orleans	Minnesota 40-9	2009	New Orleans	New Orleans 31-28 (OT)
1978	New Orleans	New Orleans 31-24	2010	New Orleans	New Orleans 14-9
1980	New Orleans	Minnesota 23-20	2011	Minnesota	New Orleans 42-20
1981	Minnesota	Minnesota 20-10	2014	New Orleans	New Orleans 20-9
1983	New Orleans	New Orleans 17-16	2017	Minnesota	Minnesota 29-19
1985	Minnesota	New Orleans 30-23		Minnesota*	Minnesota 29-24
1986	Minnesota	Minnesota 33-17	2018	Minnesota	New Orleans 30-20
1987	New Orleans#	Minnesota 44-10	2019	New Orleans#	Minnesota 26-20 (OT)
1988	Minnesota	Minnesota 45-3	2020	New Orleans	New Orleans 52-33
1990	Minnesota	Minnesota 32-3			
1991	New Orleans	New Orleans 26-0			
1993	Minnesota	New Orleans 17-14			
1994	Minnesota	Minnesota 21-20			
1995	Minnesota	Minnesota 43-24			
1998	Minnesota	Minnesota 31-24			

#NFC Wild Card Game

*NFC Divisional Playoff Game

^NFC Championship Game

VIKINGS-SAINTS 2022 LEADERS

VIKINGS

Category	Player	Total	NFC Rank	NFL Rank
Scoring	Jefferson	12	10t	21t
Passing Yds.	Cousins	758	6	16
Passing TDs	Cousins	5	3	11t
Passer Rating	Cousins	83.9	11	21
Completion Pct.	Cousins	62.2	12	23
Rushing Att.	Cook	43	6t	12t
Rushing Yds.	Cook	203	9	13
Rushing TDs	Cook	1	8t	14t
Receptions	Jefferson	18	9	19t
Receiving Yds.	Jefferson	246	7	12
Receiving TDs	Jefferson	2	5t	11t
Interceptions	3 players	1	4t	9t
Tackles	Hicks	31	3t	5t
Forced Fumbles	Hicks	1	1t	5t
Opp. FR	Tomlinson	1	3t	6t
Sacks	Worrum/Smith	2.0	13t	23t
FGs Made	Joseph	3	11t	20t
FG Pct.	Joseph	60.0	13t	31t
Net Punting Avg.	Wright	45.0	3	7
Punt Ret. Avg.	Reagor	DNQ		
KO Ret. Avg.	Nwangwu	DNQ		

SAINTS

Category	Player	Total	NFC Rank	NFL Rank
Scoring	Thomas	18	4t	8t
Passing Yds.	Winston	858	3	7
Passing TDs	Winston	4	4t	13t
Passer Rating	Winston	79.5	15	26
Completion Pct.	Winston	63.5	8	18
Rushing Att.	Kamara	24	25	42t
Rushing Yds.	Kamara	100	22	41
Rushing TDs	Ingram	1	8t	14t
Receptions	Olave	17	10t	23t
Receiving Yds.	Olave	268	7	7
Receiving TDs	Thomas	3	1t	2t
Interceptions	N/A			
Tackles	Werner	31	3t	5t
Forced Fum.	Werner/Maye	1	1t	5t
Opp. FR	3 players	1	3t	6t
Sacks	Davis	1.0	28t	62t
FGs Made	Lutz	3	11t	20t
FG Pct.	Lutz	50.0	15	33
Net Punting Avg.	Gillikin	42.1	9	14
Punt Ret. Avg.	Harty	DNQ		
KO Ret. Avg.	Harty	DNQ		

VIKINGS - SAINTS GAME INFORMATION

TOP PERFORMERS VS. SAINTS

DALVIN COOK

Two games (two starts), 37 rushes, 200 rushing yards, one rushing touchdown, five receptions, 22 receiving yards

KIRK COUSINS

Four games (four starts), 100-of-139 passing (80.0 completion percentage), 1,296 passing yards, 12 passing touchdowns, one interception, 126.7 passer rating, five rushes, 14 rushing yards

HARRISON SMITH

Four games (four starts), 21 tackles (13 solo), 1.0 sack, one interception, five passes defended

JORDAN HICKS

Three games (three starts - two with PHI, one with ARI), 21 tackles (13 solo), one fumble recovery

ADAM THIELSEN

Four games (four starts), 24 receptions, 357 receiving yards, two receiving touchdowns, one rush, 15 rushing yards

VIKINGS-SAINTS SERIES NOTES

- The Vikings record for touchdown passes in a game is five, last achieved by Daunte Culpepper at New Orleans on 10/17/04, a day the Vikings rolled up 605 yards of offense, the second-most in a game by the club.
- The 2002 game at New Orleans was the first game in NFL history won on a 2-point conversion, when Culpepper scored on a run in a 32-31 victory.
- Vikings Ring of Honor TE Steve Jordan is the father of New Orleans star Cam Jordan.
- Anthony Carter has the only Vikings punt return touchdown in team playoff history, during the 1/3/88 Wild Card game at New Orleans.
- Carter also caught a 10-yard TD on a trick play when RB Allen Rice threw the pass. The Vikings 44-10 win is the most points the team has scored in playoff action.
- In 2017's Divisional Round game, Stefon Diggs etched his place in Vikings history snagging a 61-yard walk-off TD reception, giving the Vikings a 29-24 win.
- The Vikings have played the Saints five times in the playoffs, with the Vikings holding a 4-1 record all-time.

VIKINGS BIG DAYS VS. SAINTS

- QB **Kirk Cousins** registered a perfect 158.3 passer rating vs. New Orleans (11/15/15) as a member of the Washington Football Team. Cousins threw for 324 yards, a career-high-tying 4 TDs and 0 INTs on 20-of-25 passing in a 47-14 win. In his 2nd career outing against the Saints, Cousins threw for 322 yards, 3 TDs and 0 INTs on 20-of-32 passing at New Orleans (11/19/17), a 34-31 loss.
- In the 2019 Wild Card matchup, Cousins finished 19-of-31 passing for 242 yards and one touchdown, a game-winning throw to TE Kyle Rudolph in overtime.
- S **Harrison Smith** picked off Drew Brees vs. New Orleans (10/28/18) and tied his career high with three passes defended at New Orleans (9/21/14). Smith totaled eight tackles in the contest. In 2017's Divisional Round matchup, Smith recorded his lone career postseason sack.
- WR **Adam Thielen** totaled 157 yards on 9 receptions vs. New Orleans (9/11/17), and 103 yards and one touchdown on seven receptions (10/28/18). Thielen brought in seven passes for 129 yards, including a 43-yard reception in overtime that set up the game-winning touchdown (1/5/20).
- RB **Dalvin Cook** made his NFL debut vs. New Orleans (9/11/17), running for 127 yards on 22 carries in a *Monday Night Football* contest, a 29-19 Vikings win. Cook had two touchdowns and a total of 130 yards from scrimmage (94 rushing, 36 receiving) in last year's Wild Card game at New Orleans.

VIKINGS-SAINTS SERIES BY THE NUMBERS

Record vs. Saints	Vikings 23-13	Most Points, Vikings.....	45 (1988)
Last regular season game	Saints 52, Vikings 33 (2020)	Most Points, Saints	42 (2011)
Vikings largest winning margin	Vikings 45, Saints 3 (1988)	Most Points, both teams.....	69; Vikings 38, Saints 31 (2004)
Saints largest winning margin	Saints 26, Vikings 0 (1991)	Fewest Points, Vikings.....	0 (1991)
Current series streak	Saints 1	Fewest Points, Saints.....	0 (1970)
Vikings longest win streak	6 (1970-1978)	Fewest Points, both teams.....	23; Saints 14, Vikings 9 (2010)
Saints longest win streak	4 (2009-14)		

KIRK COUSINS NOTES



QB KIRK COUSINS

HEIGHT/WEIGHT: 6-3/205
COLLEGE: Michigan State
NFL SEASON: 11
VIKINGS SEASON: 5

In Week 3 vs. Detroit, Cousins (33,351) surpassed Steve Young (33,124) for 39th all-time in the NFL for passing yards. With under two minutes remaining in the fourth quarter, Cousins led the Vikings offense 56 yards and a completed game-winning touchdown pass to K.J. Osborn, making him 10th among active players in the NFL in game-winning drives (21).

ACTIVE STREAK OF CONSECUTIVE GAMES WITH A TOUCHDOWN PASS THROWN

Player, Team	Games
Kirk Cousins, Minnesota	33
Justin Herbert, Los Angeles Chargers	24
Jimmy Garoppolo, San Francisco	17
Josh Allen, Buffalo	12
Jameis Winston, New Orleans	10
Baker Mayfield, Carolina	10

2018-22 NFL PASSING TOUCHDOWNS

Player, Team	Passing touchdowns
Patrick Mahomes, Kansas City	159
Aaron Rodgers, Green Bay	140
Tom Brady, New England/Tampa Bay	139
Russell Wilson, Seattle/Denver	133
Kirk Cousins, Minnesota	129
Josh Allen, Buffalo	112
Matthew Stafford, Los Angeles Rams	111
Matt Ryan, Atlanta/Indianapolis	110

VIKINGS CONSECUTIVE GAMES WITH A TOUCHDOWN PASS THROWN

Player, Season	Games
Kirk Cousins, 2020-2022	33
Daunte Culpepper, 2000-01	24
Daunte Culpepper, 2003-04	21
Kirk Cousins, 2018-19	19
Fran Tarkenton, 1974-75	18

NFL COMPLETIONS SINCE 2015 (COUSINS' 1ST SEASON AS A STARTER)

Player, Team	Completions
Matt Ryan, Atlanta/Indianapolis	2,809
Tom Brady, New England/Tampa Bay	2,779
Kirk Cousins, Washington/Minnesota	2,659
Derek Carr, Las Vegas	2,621
Matthew Stafford, Detroit/Los Angeles Rams	2,528

NFL PASSING YARDS SINCE 2015

Player, Team	Yards
Matt Ryan, Atlanta/Indianapolis	32,338
Tom Brady, New England/Tampa Bay	31,935
Kirk Cousins, Washington/Minnesota	30,321
Derek Carr, Oakland-Las Vegas	29,280
Matthew Stafford, Detroit/Los Angeles Rams	29,042



NFL 300+ YARD GAMES SINCE 2015

Player, Team	Games
Tom Brady, New England/Tampa Bay	44
Matt Ryan, Atlanta/Indianapolis	44
Kirk Cousins, Washington/Minnesota	39
Drew Brees, New Orleans	37
Philip Rivers, San Diego-LA Chargers/Indianapolis	36
Patrick Mahomes, Kansas City	32
Ben Roethlisberger, Pittsburgh	31

NFL 100+ PASSER RATING GAMES SINCE 2015

Player, Team	Games
Russell Wilson, Seattle/Denver	60
Tom Brady, New England/Tampa Bay	58
Kirk Cousins, Washington/Minnesota	58
Aaron Rodgers, Green Bay	55
Drew Brees, New Orleans	53
Matthew Stafford, Detroit/Los Angeles Rams	52
Matt Ryan, Atlanta/Indianapolis	51

VIKINGS CAREER 300-YARD PASSING GAMES

Player (W-L-T)	Games
Kirk Cousins (12-7-1)	20
Daunte Culpepper (11-8)	19
Tommy Kramer (9-10)	19

VIKINGS CAREER 30+ PASSING TOUCHDOWN SEASONS

Player	Seasons
Kirk Cousins	2018, 2020, 2021
Daunte Culpepper	2000, 2004
Randall Cunningham	1998
Warren Moon	1995
Brett Favre	2009

VIKINGS PASSING TOUCHDOWNS IN A SEASON

Player, Season	Touchdowns
Daunte Culpepper, 2004	39
Kirk Cousins, 2020	35
Randall Cunningham, 1998	34
Kirk Cousins, 2021	33
B. Favre, 2009/D. Culpepper, 2000/W. Moon, 1995	33
Kirk Cousins, 2018	30
Kirk Cousins, 2019	26

VIKINGS 100+ PASSER RATING GAMES IN A SEASON (MIN. 20 ATTEMPTS)

Player, Year	Games
Brett Favre, 2009	10
Kirk Cousins, 2020	9
Kirk Cousins, 2019	9
Kirk Cousins, 2021	9
Randall Cunningham, 1998	8
Daunte Culpepper, 2000	8
Daunte Culpepper, 2004	8
Sam Bradford, 2016	8
Case Keenum, 2017	8

BY THE
NUMBERS

10th

In Week 3 vs. Detroit, Cousins led the offense 56 yards and completed a game-winning TD pass to WR K.J. Osborn, and became 10th among active players in the NFL in game-winning drives with 21.

4th

With his 277 passing yards in Week 1 vs. Green Bay, Cousins became the fourth Vikings QB to pass for 2,000 (2,531) yards against the Packers.

DALVIN COOK NOTES



RB DALVIN COOK

HEIGHT/WEIGHT: 5-10/210
COLLEGE: Florida State
NFL SEASON: 6
VIKINGS SEASON: 6

Cook tallied his first rushing touchdown of the season and 40th in his career, which is tied with Ted Brown for fourth all-time in franchise history for career rushing touchdowns. It also marked his 36th rushing touchdown since 2019, the second-most in the NFL behind Derrick Henry (45). Cook also became the fifth player in franchise history to surpass 5,000 (5,023) career rushing yards.

2021-22 NFL RUSHING YARDS, RUNNING BACKS

Player, Team	Rushing yards
Jonathan Taylor, Indianapolis	2,097
Nick Chubb, Cleveland	1,600
Joe Mixon, Cincinnati	1,368
Dalvin Cook, Minnesota	1,362
Najee Harris, Pittsburgh	1,328
Ezekiel Elliott, Dallas	1,180
Antonio Gibson, Washington	1,161

2019-22 NFL RUSHING TOUCHDOWNS

Player, Team	Rushing touchdowns
Derrick Henry, Tennessee	45
Dalvin Cook, Minnesota	36
Nick Chubb, Cleveland	32
Jonathan Taylor, Indianapolis	30
Aaron Jones, Green Bay	30
Ezekiel Elliott, Dallas	29
Josh Jacobs, Las Vegas	28

2019-22 NFL RUSHING YARDS PER GAME

Player, Team	Rushing yards/Game
Derrick Henry, Tennessee	111.8
Jonathan Taylor, Indianapolis	93.3
Nick Chubb, Cleveland	92.5
Dalvin Cook, Minnesota	92.1

2019-22 NFL SCRIMMAGE YARDS

Player, Team	Scrimmage yards (rush, rec.)
Derrick Henry, Tennessee	5,228 (4,696, 532)
Dalvin Cook, Minnesota	5,195 (4,054, 1,141)
Nick Chubb, Cleveland	4,791 (4,161, 630)
Ezekiel Elliott, Dallas	4,556 (3,516, 1,040)
Aaron Jones, Green Bay	4,500 (3,204, 1,296)



With the help and support from Dalvin Cook, the Minnesota Vikings Foundation, in partnership with Xcel Energy, introduced Vikings Table, a custom-built food truck with the mission of serving healthy meals and nutritional education to youth across the Minneapolis-St. Paul community.

VIKINGS RUSHING YARDS IN A SEASON

Player, Season	Rushing yards
Adrian Peterson, 2012	2,097
Adrian Peterson, 2008	1,760
Dalvin Cook, 2020	1,557
Robert Smith, 2000	1,521
Adrian Peterson, 2015	1,485
Adrian Peterson, 2009	1,383

VIKINGS MOST CAREER RUSHING YARDS

Player, Seasons	Rushing yards
Adrian Peterson, 2007-16	11,747
Robert Smith, 1993-2000	6,818
Chuck Foreman, 1973-79	5,887
Bill Brown, 1962-74	5,757
Dalvin Cook, 2017 -	5,023
Ted Brown, 1979-86	4,546
Dave Osborn, 1965-75	4,320
Darrin Nelson, 1982-89, 91-92	4,231

VIKINGS MOST CAREER 100-YARD RUSHING GAMES

Player, Seasons	Games
Adrian Peterson, 2007-16	49
Robert Smith, 1993-2000	29
Dalvin Cook, 2017-Present	19
Chuck Foreman, 1973-79	17
Michael Bennett, 2001-05	9
Bill Brown, 1962-74	8

VIKINGS RUSHING TOUCHDOWNS IN A SEASON

Player, Season	Rushing touchdowns
Adrian Peterson, 2009	18
Dalvin Cook, 2020	16
Dalvin Cook, 2019	13
Terry Allen, 1992	13
Chuck Foreman, 1976	13
Chuck Foreman, 1975	13

205

Dalvin Cook posted 205 rushing yards against Pittsburgh in Week 14 of the 2021 season, marking his second game of 200+ rushing yards. He and Adrian Peterson are the only running backs to post over 200 yards rushing in two or more games in franchise history.

5th

In Week 3 vs. Detroit, Cook became the fifth player in franchise history to surpass 5,000 (5,023) rushing yards in his career.

JORDAN HICKS NOTES



LB JORDAN HICKS

HEIGHT/WEIGHT: 6-1/236

COLLEGE: Texas

NFL SEASON: 8

VIKINGS SEASON: 1

In Week 3 vs. Detroit, Hicks tallied 14 tackles on the day, tying his career-high and marking the third time in his career that he's accomplished this feat. He now has recorded double-digit tackles in 23 games. Hicks is the only player since 1999 to have at least 30 tackles (31), 1.0 sack, one interception and one forced fumble through a team's first three games of a season. In Week 2 at Philadelphia, Hicks notched his first interception as a Viking, also the 12th in his career.



Vikings LB Jordan Hicks took a tour of the Vikings Museum with Vikings Legend John Randle the day he signed as a free agent with the club.

2019-22 TOTAL TACKLES, LINEBACKERS

Player, Team	Tackles
Bobby Wagner, Seattle/LA Rams	490
Roquan Smith, Chicago	438
Jordan Hicks, Minnesota	415
Zach Cunningham, Tennessee	408
De'Vondre Campbell, Green Bay	402
Fred Warner, San Francisco	396
Foye Oluokun, Atlanta/Jacksonville	387
Joe Schobert, Jacksonville/Pittsburgh	386
Devin White, Tampa Bay	383
Eric Kendricks, Minnesota	383

2019-22 NFL GAME STARTS, LINEBACKERS

Player, Team	Games Started
Jordan Hicks, Arizona/Minnesota	52
Leonard Floyd, LA Rams	52
Demario Davis, New Orleans	51
Bobby Wagner, Seattle/LA Rams	51
Fred Warner, San Francisco	51
De'Vondre Campbell, Green Bay	50

2015-22 NFL INTERCEPTIONS, LINEBACKERS

Player, Team	Interceptions
Jordan Hicks, Philadelphia/Arizona/Minnesota	12
Shaquille Leonard, Indianapolis	11
Deion Jones, Atlanta	11
Luke Kuechly, Carolina	11
Joe Schobert, Cleveland/JAX/Pittsburgh	10
Jamie Collins, Cleveland/Detroit/New England	10
Eric Kendricks, Minnesota	9
Alec Ogletree, LA Rams/NYG/NYJ/Chicago	9
Kwon Alexander, New Orleans/NY Jets	8
C.J. Mosley, Baltimore/NY Jets	8
Telvin Smith, Jacksonville	8

2015-21 PASSES DEFENDED, NFL LINEBACKERS

Player, Team	Pass. Def.
Eric Kendricks, Minnesota	48
Bobby Wagner, Seattle/LA Rams	46
Deion Jones, Atlanta	44
Luke Kuechly, Carolina	40
Alec Ogletree, LA Rams/NYG/NYJ/Chicago	39
K.J. Wright, Seattle/Las Vegas	38
Lavonte David, Tampa Bay	37
Demario Davis, NYJ/Cleveland/New Orleans	37
Jordan Hicks, Philadelphia/Arizona/Minnesota	36
T.J. Watt, Pittsburgh	34

12 Since entering the league in 2015, Jordan Hicks has tallied 12 interceptions, the most interceptions in that time frame by a linebacker.

415 Hicks has recorded 415 total tackles since 2019, the third-most in the league by a linebacker.

DANIELLE HUNTER NOTES



DE DANIELLE HUNTER

HEIGHT/WEIGHT: 6-5/263
COLLEGE: LSU
NFL SEASON: 8
VIKINGS SEASON: 8

Through three weeks of the season, Hunter has tallied 12 total tackles (nine solo), 3.0 tackles for loss, two quarterback hits, two passes defended and 1.0 sack.

2016-22 NFL SACKS

Player, Team	Sacks
Aaron Donald, Los Angeles Rams	80.0
T.J. Watt, Pittsburgh	73.0
Chandler Jones, Arizona	71.5
Cameron Jordan, New Orleans	69.0
Myles Garrett, Cleveland	61.5
Khalil Mack, Oakland/Chicago/LA Chargers	61.5
Joey Bosa, Los Angeles Chargers	59.5
Von Miller, Denver/Las Angeles Rams/Buffalo	57.5
Danielle Hunter, Minnesota	56.5
Yannick Ngakoue, Jax/Bal/Min/LVR	56.5

2019-22 NFL EPA ON SACKS PER GAME

Player, Team	Sacks/Game
<i>On active rosters only</i>	
Orlando Scandrick, Philadelphia	3.40
Myles Garrett, Cleveland	2.03
Micah Parsons, Dallas	2.01
T.J. Watt, Pittsburgh	2.02
Shaquil Barrett, Tampa Bay	1.92
Aidan Hutchinson, Detroit	1.85
Danielle Hunter, Minnesota	1.80

2018-19 NFL SACKS

Player, Team	Sacks
Aaron Donald, Los Angeles Rams	33.0
Chandler Jones, Arizona	32.0
Danielle Hunter, Minnesota	29.0
Cameron Jordan, New Orleans	27.5



Danielle Hunter participated in a People Serving People event in 2021, which supplied children, through SCHEELS, with new clothes and school supplies as they prepare to start the school year.

VIKINGS MOST SACKS IN FIRST 6 SEASONS W/ TEAM (* JOINED VIKINGS AS ROOKIE)

Player, Seasons	Sacks
Jared Allen, 2008-13	85.5
Danielle Hunter, 2015-21*	60.5
John Randle, 1990-93*	58.5
Chris Doleman, 1985-90*	54.5
Alan Page, 1967-72*	54.0
Keith Millard, 1985-90*	53.0
Jim Marshall, 1961-66	53.0

VIKINGS SACKS IN A SEASON (NFL-LED NFL, NFC-LED NFC)

Player, Season	Sacks
Jared Allen, 2011, NFL	22.0
Chris Doleman, 1989, NFL	21.0
Keith Millard, 1989	18.0
Alan Page, 1976, NFL	18.0
John Randle, 1997, NFL	15.5
Carl Eller, 1977	15.0
Carl Eller, 1969	15.0
Danielle Hunter, 2019	14.5
Danielle Hunter, 2018	14.5
Jared Allen, 2009, NFC	14.5
Jared Allen, 2008	14.5
Chris Doleman, 1992	14.5

61.5

Danielle Hunter has recorded 61.5 sacks since 2015, a tie for the seventh-most among active NFL players.



JUSTIN JEFFERSON NOTES



WR JUSTIN JEFFERSON

HEIGHT/WEIGHT: 6-1/195

COLLEGE: LSU

NFL SEASON: 3

VIKINGS SEASON: 3

In Week 1 vs. Green Bay, Justin Jefferson had a career day. The third-year wide receiver caught nine passes, including a 64-yard reception from QB Kirk Cousins, for a career-high of 184 receiving yards and two touchdowns. His 184 receiving yards in a single game is also the seventh-most in franchise history. Jefferson now has 15 games for 100+ receiving yards, trailing only Cooper Kupp and Davante Adams (16 each) since 2020.

RECEIVING YARDS IN FIRST TWO SEASONS IN NFL HISTORY

Player, Team	Receiving Yards
Justin Jefferson, Minnesota	3,016
Odell Beckham, Jr., New York Giants	2,755
Randy Moss, Minnesota*	2,726
Jerry Rice, San Francisco*	2,497
Josh Gordon, Cleveland	2,451
Torry Holt, LAC	2,423
A.J. Green, Cincinnati	2,407
Michael Thomas, New Orleans	2,382
JuJu Smith-Schuster, Pittsburgh	2,343
Mike Evans, Tampa Bay	2,257

*denotes Hall of Famers

PLAYERS TO REACH 2,000 CAREER RECEIVING YARDS IN THE FEWEST GAMES IN THE SUPER BOWL ERA

Player, Team	Games
Odell Beckham, Jr., New York Giants	21
Justin Jefferson, Minnesota	24
Victor Cruz, New York Giants	25
Many tied	26

2020-22 RECEIVING YARDS

Player, Team	Receiving Yards
Justin Jefferson, Minnesota	3,262
Cooper Kupp, Los Angeles Rams	3,201
Davante Adams, Green Bay/Las Vegas	3,116
Stefon Diggs, Buffalo	3,104
Tyreek Hill, Kansas City/Miami	2,832
Travis Kelce, Kansas City	2,771
Tyler Lockett, Seattle	2,440
DJ Moore, Carolina	2,438
Terry McLaurin, Washington	2,406
DK Metcalf, Seattle	2,405



Vikings WR Justin Jefferson distributed 100 free backpacks filled with school supplies outside the Phyllis Wheatley Community Center ahead of the new school year for students.

2020-22 MOST-100 YARD RECEIVING GAMES

Player, Team	Games
Davante Adams, Green Bay/Las Vegas	16
Cooper Kupp, Los Angeles Rams	16
Justin Jefferson, Minnesota	15
Stefon Diggs, Buffalo	11
Travis Kelce, Kansas City	11
Calvin Ridley, Atlanta	8
A.J. Brown, Tennessee/Philadelphia	8
Terry McLaurin, Washington	8
Tyler Lockett, Seattle	8
Amarri Cooper, Dallas/Cleveland	8
Keenan Allen, Los Angeles Chargers	8

VIKINGS 100-YARD GAMES IN FIRST TWO SEASONS

Player, Season	Games
Justin Jefferson, 2020-21	14
Randy Moss, 1998-99	11

VIKINGS PASS CATCHERS WITH RECEPTIONS OF AT LEAST 50 YARDS IN THEIR FIRST TWO YEARS IN THE NFL

Player	Receptions
Kelly Campbell	4
Justin Jefferson	4
Nate Burleson	3
K.J. Osborn	2
Jarius Wright	2
Percy Harvin	2
Troy Williamson	2

VIKINGS CAREER RECEIVING YARDS PRIOR TO AGE 23

Player, Games played	Receiving Yards
Justin Jefferson, 33	3,248
Randy Moss, 32	2,726
Percy Harvin, 29	1,658
Stefon Diggs, 22	1,467

5th

Justin Jefferson recorded his fifth career game of at least 150 receiving yards (184) and a touchdown reception (2) against Green Bay in Week 1.

200

Jefferson reached 200 career receptions in Week 1, tying Anquan Boldin and Reggie Bush as the fourth-fastest players ever to reach 200 catches. Only Odell Beckham, Jr. (30 games), Michael Thomas (32) and Jarvis Landry (33) reached the mark faster.

ERIC KENDRICKS NOTES



LB ERIC KENDRICKS

HEIGHT/WEIGHT: 6-0/232
COLLEGE: UCLA
NFL SEASON: 8
VIKINGS SEASON: 8

In 2021, Kendricks tallied his first five-sack season, a single-season career high. His 5.0 sacks are the fifth-most by a Vikings linebacker in a single season. In Week 9 at Baltimore in 2021, Kendricks tallied a new career high of 17 tackles in a game. Kendricks also led the NFL in total tackles with 43 during the month of November. Last season, he joined Darius Leonard (2018), Lavonte David (2013), NaVorro Bowman (2013) and Keith Bulluck (2004) as the only linebackers to post at least 140 tackles, 5.0 sacks and two picks in a single season.

2021-22 TOTAL TACKLES IN THE NFL

Player, Team	Tackles
Jordyn Brooks, Seattle	215
Foye Oluokun, Atlanta/Jacksonville	214
Roquan Smith, Chicago	199
C.J. Mosley, NY Jets	198
Bobby Wagner, Seattle/LA Rams	193
DeVondre Campbell, Green Bay	174
Cole Holcomb, Washington	166
Eric Kendricks, Minnesota	166
Kyzir White, LA Chargers/Philadelphia	163
Denzel Perryman, Las Vegas	157

2020-22 NFL INTERCEPTIONS BY LINEBACKERS

Player, Team	Interceptions
Logan Wilson, Cincinnati	7
Foye Oluokun, Atlanta/Jacksonville	5
Eric Kendricks, Minnesota	5
Shaquille Leonard, Indianapolis	4
Christian Kirksey, Green Bay/Houston	4
Roquan Smith, Chicago	4
Joe Schobert, Jacksonville/Pittsburgh	4
Eric Wilson, Minnesota/Philadelphia/Houston/New Orleans	4
Many tied	3

NFL REGULAR SEASON TOTAL TACKLES, 2015-2022

Player, Team	Total Tackles
Bobby Wagner, Seattle/LA Rams	1,038
Lavonte David, Tampa Bay	810
Eric Kendricks, Minnesota	805
Demario Davis, Cleveland/NY Jets/New Orleans	784
Blake Martinez, Green Bay/NY Giants	680
Jordan Hicks, Philadelphia/Arizona/Minnesota	668

2019-22 PASSES DEFENDED, NFL LINEBACKERS

Player, Team	Pass. Def.
Demario Davis, New Orleans	26
Eric Kendricks, Minnesota	25
T.J. Watt, Pittsburgh	24
Shaquille Leonard, Indianapolis	22



Vikings LB Eric Kendricks, teamed up with Hippy Feet to create a line of products that help support homeless youth. Hippy Feet, a Minneapolis-based Benefit Corporation is dedicated to supporting the homeless, with each product sold helping provide transitional employment to young people, ages 16-24, who are experiencing homelessness. Since its launch in 2016, Hippy Feet has been able to provide jobs for more than 150 young people affected by homelessness.

15 OR MORE TACKLES IN A GAME IN 2021

Player, Team	Games
Bobby Wagner, Seattle	2
Jordyn Brooks, Seattle	2
Foye Oluokun, Atlanta	2
Eric Kendricks, Minnesota	2

VIKINGS LB CAREER TACKLES FOR LOSS (LEAGUE STATS SINCE 1999)

Player, Years	Total Tackles for Loss
E.J. Henderson, 2003-11	67
Chad Greenway, 2006-16	62
Eric Kendricks, 2015-Present	46
Anthony Barr, 2014-21	39
Ed McDaniel, 1992-2001	29
Ben Leber, 2006-10	27
Erin Henderson, 2008-13	26
Eric Wilson, 2017-2020	18
Kailee Wong, 1998-2001	16
Dwayne Rudd, 1997-2000	14
Henri Crockett, 2002-03	12

59

Eric Kendricks holds the franchise record for most career games leading the team in total tackles with 59 from 2015-21, passing Scott Studwell (58, 1977-90).

5.0

Kendricks notched a new single-season career high in sacks in a single season with 5.0 in 2021.

ADAM THIELEN NOTES



WR ADAM THIELEN

HEIGHT/WEIGHT: 6-2/200
COLLEGE: Minnesota State
NFL SEASON: 9
VIKINGS SEASON: 9

In Week 3 vs. Detroit, Adam Thielen notched his 50th career receiving touchdown, tying Sammy White for the fourth-most most receiving touchdowns in franchise history, trailing only Cris Carter (110), Randy Moss (92) and Anthony Carter (52). Thielen also became the fourth undrafted player since 1967 with 50-plus career touchdown receptions, joining Antonio Gates (116), Rod Smith (68) and Wes Welker (50).

2020-22 NFL RECEIVING TOUCHDOWNS

Player, Team	Receiving touchdowns
Davante Adams, Green Bay/Las Vegas	32
Mike Evans, Tampa Bay	28
Tyreek Hill, Kansas City/Miami	26
Adam Thielen, Minnesota	25
DK Metcalf, Seattle	23
Stefon Diggs, Buffalo	22
Travis Kelce, Kansas City	22
Cooper Kupp, LA Rams	22

TOTAL RECEPTIONS ON 3RD DOWNS SINCE 2017

Player, Team	Receptions
Keenan Allen, Los Angeles Chargers	149
Cooper Kupp, Los Angeles Rams	134
Davante Adams, Green Bay	125
DeAndre Hopkins, Houston/Arizona	115
Stefon Diggs, Minnesota/Buffalo	114
Travis Kelce, Kansas City	114
Tyreek Hill, Kansas City/Miami	112
Adam Thielen, Minnesota	111

2017-21 NFL MOST 100+ YARD RECEIVING GAMES

Player, Team	100+ Yard Games
Davante Adams, Green Bay	27
DeAndre Hopkins, Houston/Arizona	24
Julio Jones, Atlanta/Tennessee	24
Cooper Kupp, Los Angeles Rams	24
Travis Kelce, Kansas City	22
Stefon Diggs, Minnesota/Buffalo	21
Keenan Allen, Los Angeles Chargers	20
Tyreek Hill, Kansas City	19
Mike Evans, Tampa Bay	18
Michael Thomas, New Orleans	18
Adam Thielen, Minnesota	18

MOST 100+ YARD RECEIVING GAMES BY VIKING IN A SEASON

Player, Season	100+ Yard Games
Adam Thielen, 2018	9
Randy Moss, 2000 and 2003	8
Justin Jefferson, 2020 and 2021	8



VIKINGS CAREER 100+ YARD RECEIVING GAMES

Player	100+ Yard Games
Randy Moss	41
Cris Carter	40
Anthony Carter	22
Adam Thielen	21
Jake Reed	18

VIKINGS CAREER RECEIVING TOUCHDOWNS

Player	Receiving Touchdowns
Cris Carter	110
Randy Moss	92
Anthony Carter	52
Sammy White	50
Adam Thielen	50
Kyle Rudolph	48
Ahmad Rashad	34
Jake Reed	33

VIKINGS CAREER RECEPTIONS

Player	Receptions
Cris Carter	1,004
Randy Moss	587
Steve Jordan	498
Anthony Carter	478
Adam Thielen	477
Kyle Rudolph	453
Jake Reed	413

VIKINGS CAREER RECEIVING YARDS

Player	Receiving yards
Cris Carter	12,383
Randy Moss	9,316
Anthony Carter	7,636
Jake Reed	6,433
Sammy White	6,400
Steve Jordan	6,307
Adam Thielen	6,115
Ahmad Rashad	5,489
Stefon Diggs	4,623

50

In Week 3 vs. Detroit, Thielen tallied his 50th career receiving touchdown, tying Sammy White for fourth all-time in franchise history in receiving touchdowns.

477

Thielen is two receptions away from passing Anthony Carter (478) for fourth all-time in Vikings career receptions, where he would trail only Steve Jordan (498), Randy Moss (587) and Cris Carter (1,004).

HARRISON SMITH NOTES



S HARRISON SMITH

HEIGHT/WEIGHT: 6-2/214

COLLEGE: Notre Dame

NFL SEASON: 12

VIKINGS SEASON: 12

In Week 2, Harrison Smith tied his career-high and led the team in total tackles with 13 on the day. He has now recorded double-digit tackles in 11 games. Against the Packers in Week 1, Smith notched his 30th career interception, a pick off of QB Aaron Rodgers. Smith now ranks sixth all-time in franchise history for career interceptions, passing Carl Lee (29).

2020-22 NFL INTERCEPTIONS, SAFETIES

Player, Team	Interceptions
Quandre Diggs, Seattle	10
Justin Simmons, Denver	10
Tyrann Mathieu, Kansas City/New Orleans	9
Jordan Poyer, Buffalo	9
Minkah Fitzpatrick, Pittsburgh	8
Marcus Williams, New Orleans, Baltimore	8
Harrison Smith, Minnesota	7
Many tied	6

NFL LEADERS - PRO BOWLS BY A DB SINCE 2012

Player, Team	Pro Bowl Appearances
Patrick Peterson, Minnesota	7
Harrison Smith, Minnesota	6
Earl Thomas, Seattle/Baltimore	6
Richard Sherman, Seattle/San Francisco	5
Eric Weddle, San Diego/Baltimore/LAR	5
Aqib Talib, Tampa Bay/New England/Denver/LAR	5

VIKINGS CAREER INTERCEPTION RETURN TDS

Player, Seasons	Interceptions TDs
Harrison Smith, 2012-	4
Darren Sharper, 2005-08	3
Jimmy Hitchcock, 1998-99	3
Dewayne Washington, 1994-97	3
Audray McMillian, 1989-93	3
Joey Browner, 1983-91	3
Bobby Bryant, 1968-80	3
Ed Sharockman, 1962-72	3
Rip Hawkins, 1961-65	3

VIKINGS CAREER INTERCEPTION RETURNS OF 50+ YARDS

Player	50+ Returns
Harrison Smith, 2012-18	4 (56t, 81t, 52, 52)
Charlie West, 1968-73	3 (89, 54, 50)

VIKINGS CAREER SACKS BY A DB

Player, Seasons	Sacks
Harrison Smith, 2012-	16.5
Joey Browner, 1983-91	9.5



Every year, Harrison Smith hosts a dodgeball event in conjunction with his Big Tackles campaign, that supports area youth and Big Brothers Big Sisters Twin Cities.

SMITH'S INTERCEPTION RETURN TDS

Game	Play
vs. Arizona, 10/21/12	31t INT Return off John Skelton
vs. Chicago, 12/9/12	56t INT Return off Jay Cutler
at St. Louis, 9/7/14	81t INT Return off Austin Davis
vs. NY Giants, 12/27/15	35t INT Return off Eli Manning

VIKINGS CAREER INTERCEPTIONS

Player, Seasons	Interceptions
Paul Krause, 1968-79	53
Bobby Bryant, 1968-80	51
Ed Sharockman, 1962-72	40
Joey Browner, 1983-91	37
Nate Wright, 1971-80	31
Harrison Smith, 2012 -	30
Carl Lee, 1983-93	29
Orlando Thomas, 1995-2001	22
John Turner, 1978-83, '85, '87	22

VIKINGS SEASON SACKS BY A DB

Player, Season, Position	Sacks
Robert Griffith, 1999, S	4.0
Mackensie Alexander, 2018, CB	4.0
Harrison Smith, 2021, S	3.0
Harrison Smith, 2018, S	3.0
Harrison Smith, 2014, S	3.0
Brian Williams, 2003, CB	3.0
Joey Browner, 1990, S	3.0
Tommy Hannon, 1979, S	3.0

VIKINGS CAREER TACKLES BY A DB

Player, Years	Tackles
Tommy Hannon, 1977-84	1,056
Harrison Smith, 2012-	1,001
Joey Browner, 1983-91	987
Antoine Winfield, 2005-12	769
Robert Griffith, 1994-01	714
Carl Lee, 1983-93	702

30

Smith picked off QB Aaron Rodgers for his 30th career interception in Week 1 vs. Green Bay. With his 30th pick, Smith passed Carl Lee (29) for sixth all-time in franchise history for interceptions.

16.5

Smith ranks second in the league for most sacks (16.5) by a defensive back since 2012 behind only Jamal Adams (21.5).

ZA'DARIUS SMITH



OLB ZA'DARIUS SMITH

HEIGHT/WEIGHT: 6-4/272
COLLEGE: Kentucky
NFL SEASON: 8
VIKINGS SEASON: 1

Za'Darius Smith made his Vikings debut in Week 1 against Green Bay and tallied two tackles, two quarterback hits and a sack on former teammate QB Aaron Rodgers. With that sack he upped his career sacks to 45.5. Smith has played in 92 games (49 starts) and has tallied 229 total tackles (150 solo), 114 quarterback hits and 54 tackles for loss. Smith was selected to the Pro Bowl in 2019 and 2021. Smith was one of six players in the NFL to record 12 or more sacks in the 2020 season.

NFL LEADERS - SACKS (2019-20)

Player, Team	Sacks
T.J. Watt, Pittsburgh	29.5
Shaquil Barrett, Tampa Bay	27.5
Za'Darius Smith, Green Bay	26.0
Aaron Donald, Los Angeles Rams	26.0
Cameron Jordan, New Orleans	23.0
Myles Garrett, Cleveland	22.0
Chandler Jones, Arizona	20.0

NFL LEADERS - GAMES WITH A SACK (2019-20)

Player, Team	Games with a sack
T.J. Watt, Pittsburgh	20
Shaquil Barrett, Tampa Bay	17
Za'Darius Smith, Green Bay	17
Aaron Donald, LA Rams	17

NFL LEADERS - QUARTERBACK HITS, LBS (2019-20)

Player, Team	Quarterback Hits
T.J. Watt, Pittsburgh	77
Za'Darius Smith, Green Bay	60
Joey Bosa, Los Angeles Chargers	58
Matt Judon, Baltimore	54
Carl Lawson, Cincinnati	54
Shaquil Barrett, Tampa Bay	53
Aaron Donald, LA Rams	52



OLB Za'Darius Smith had his debut in purple in Week 1 of the 2022 season, where he tallied his 49th career start and upped his career sacks to 45.5.

NFL 2020 SECOND-TEAM ALL-PRO BY AP (DEFENSE)

Player	Position
Chris Jones	DT
Cameron Heyward	DT
Khalil Mack	OLB
Za'Darius Smith	OLB
Roquan Smith	LB
Lavonte David	LB
Devin White	LB
Demario Davis	LB
Tre'Davious White	CB
Jessie Bates III	S
Jamal Adams	S

2 Za'Darius Smith has been selected to two Pro Bowls, following the 2019 and 2020 seasons.

45.5 Through seven-plus seasons in the NFL, Smith has tallied 45.5 sacks.

PATRICK PETERSON



CB PATRICK PETERSON

HEIGHT/WEIGHT: 6-1/198
COLLEGE: LSU
NFL SEASON: 12
VIKINGS SEASON: 2

In Week 2, Patrick Peterson blocked the third field goal in his career, marking the first field goal the Vikings have blocked since DL Dalvin Tomlinson tallied one on Dec. 20, 2021. Last season, Peterson recorded 45 total tackles (11 solo) and an interception returned 66 yards for a touchdown. Since 2011, the eight-time Pro Bowler has started 170 games, the second-most games started by an active defensive back in the NFL since 2011.

NFL LEADERS - INTERCEPTIONS (2011-21)

On active Rosters only

Player, Team	Interceptions
Marcus Peters, Kansas City/LA Rams/Baltimore	32
Harrison Smith, Minnesota	30
Patrick Peterson, Arizona/Minnesota	29
Many tied	27

NFL LEADERS - GAMES STARTED BY A DB SINCE 2011

On active Rosters only

Player, Team	Games Started
Devin McCourty, New England	175
Patrick Peterson, Arizona/Minnesota	170
Kareem Jackson, Houston/Denver	155
Harrison Smith, Minnesota	146

NFL LEADERS - PRO BOWLS BY A DB SINCE 2011

Player, Team	Pro Bowl Appearances
Patrick Peterson, Arizona/Minnesota	8
Earl Thomas, Seattle/Baltimore	7
Harrison Smith, Minnesota	6
Eric Weddle, San Diego/Baltimore/Los Angeles Rams	6
Richard Sherman, Seattle/San Francisco	5
Aqib Talib, Tampa Bay/New England/Denver/Los Angeles	5



CB Patrick Peterson hosted the 5th Annual Patrick Peterson Thanksgiving Giveaway and first in Minnesota. The Patrick Peterson Foundation for Success teamed up with The Open Door and Valley Natural Foods to help provide 200 families in need with Thanksgiving meals.

NFL 2010 ALL-DECADE TEAM MEMBERS (DEFENSE)

Player	Position
Calais Campbell	DE
Cameron Jordan	DE
Julius Peppers	DE
J.J. Watt	DE
Geno Atkins	DT
Fletcher Cox	DT
Aaron Donald	DT
Ndamukong Suh	DT
Chandler Jones	LB
Luke Kuechly	LB
Khalil Mack	LB
Von Miller	LB
Bobby Wagner	LB
Patrick Willis	LB
Patrick Peterson	CB
Darrelle Revis	CB
Richard Sherman	CB
Eric Berry	S
Earl Thomas	S
Eric Weddle	S
Chris Harris, Jr.	DB
Tyrann Mathieu	DB

170

Patrick Peterson is second in the league in games started by an active DB since 2011.

29

The eight-time Pro Bowler notched his 29th interception of his career in 2021, the third-most picks by a DB in the NFL since 2011 (*active rosters only*).

2022 SCHEDULE NOTES (RECORDS INCLUDE POSTSEASON GAMES)

WK 1
9/11/22



Minneapolis
56-64-3
(30-30) H

Minnesota defeated Green Bay 23-7 at home in their first NFC North matchup of the season. In the win over Green Bay, Kevin O'Connell became the fifth Vikings head coach to win their head coaching debut, joining Norm Van Brocklin (1961), Dennis Green (1992), Brad Childress (2006) and Mike Zimmer (2014). QB Kirk Cousins connected to WR Justin Jefferson for a 64-yard pass, the third-longest in a Vikings season opener and the longest since Randy Moss had a 66-yard catch in 2000. Jefferson tallied a career-high 184 receiving yards on the day and set the franchise first half receiving yard record with 158. OLB Za'Darius Smith and LB Jordan Hicks tallied a sack each in their Vikings debut. S Harrison Smith picked off QB Aaron Rodgers for his 30th career interception. K Greg Joseph connected on a career-high 56 yard field goal, tying the franchise record for the longest field goal made.

WK 2
9/19/22



at Philadelphia
15-15
(7-11) A

In Week 2, QB Kirk Cousins started his sixth *Monday Night Football* game as a Viking, and threw his ninth touchdown pass on MNF, which is tied with Brett Favre for the second-most career touchdown passes thrown on MNF in franchise history. TE Irv Smith Jr. caught a 2-yard touchdown pass from Cousins, marking the eighth touchdown pass of his career and his first since Week 16 of the 2020 season against New Orleans (12/25/20). S Harrison Smith tied his career-high and led the team in total tackles (13). Smith has recorded double-digit tackles in 10 games. CB Patrick Peterson recorded his third career blocked field goal, marking the first field goal the Vikings have blocked since DL Dalvin Tomlinson blocked Chicago's field goal on Dec. 20, 2021.

WK 3
9/25/21



Minneapolis
80-40-2
(44-16-1) H

The Vikings played their 122nd game in series history against the Lions in Week 3. QB Kirk Cousins threw for 260 yards and two touchdowns, upping his career passing yards to 33,351, which passed Steve Young for 39th in the NFL, on the all-time passing yards list. WR Adam Thielen tallied his 50th career receiving touchdown, tying Sammy White for career receiving touchdowns in franchise history. RB Dalvin Cook tallied his 40th career rushing touchdown, tying Ted Brown for fourth all-time in franchise history for career rushing touchdowns. S Josh Metellus notched his first career start at safety and recorded double-digit tackles (11), two passes defended and one interception. LB Jordan Hicks tied his career-high in tackles (14), marking the fourth time that he's accomplished this feat.

WK 4
10/2/22



London
23-13
(0-0) N

As part of the NFL's International Series, the Vikings will return to the United Kingdom to face the New Orleans Saints at London's Tottenham Hotspur Stadium. The Vikings are 2-0 in regular season games in London, the first a 24-27 win over the Pittsburgh Steelers at Wembley Stadium in 2013 and the second a 33-16 win over the Cleveland Browns at Twickenham Stadium in 2017. In the team's past five matchups against the Saints, the Vikings broke a 4-1 record, with their most recent victory against the club coming in the 2019 Divisional Playoff, a 26-20 overtime win in New Orleans.

WK 5
10/9/22



Minneapolis
63-57-2
(38-24) H

The Minnesota Vikings will host the Chicago Bears for the 63rd time in 2022, the first home game following the team's return from London. This is the first time Minnesota will play a game without a bye immediately following an international matchup. The Vikings own a 38-24 overall home record against the Bears. This Week 5 matchup between the two teams is the earliest that they have played in Minnesota since Week 3 in 2006. The team is coming off a home victory against Chicago in 2021, the first home win against the Bears since 2017. In that victory, WR Ihamir Smith-Marsette posted 103 yards receiving in that game, becoming one of four Vikings to register over 100 receiving yards in their first career starts.

WK 6
10/16/22



at Miami
5-8
(1-4) A

The Vikings aim to win their second in a row against the Dolphins when they face the club for the 14th time in series history and the first time in Miami since 2014, when the club fell 37-35 to the Dolphins. This will be the earliest the two teams have played each other since September 2010. The last time the teams played, Dalvin Cook rushed for over 100 yards for the first time in his career and notched two rushing touchdowns, his first multi-touchdown game of his career. The teams also met in Super Bowl VIII on Jan. 13, 1974, when the Vikings were led by the legendary coach Bud Grant.

WK 8
10/30/22



Minneapolis
17-12
(11-4) H

The Minnesota Vikings will host the Arizona Cardinals in 2022, for the first team since 2018, when the club beat Arizona 27-17. The Vikings are currently riding a 10-game home win streak, including playoffs, against the Cardinals, which is the team's longest active home win streak against any club across the league and the third longest overall home win streak in franchise history (13 vs. Detroit 1998-2010, 11 vs. Chicago 1972-82). The active home win streak began at the Metrodome in October 1991. The last time the Vikings lost to the Cardinals (27-17) at home was when they were the St. Louis Cardinals in 1977. The Vikings own a 17-12 overall record against the Cardinals after falling 34-33 last year in Arizona.

WK 9
11/6/22



at Washington
14-13
(7-7) A

Minnesota travels to the Washington Commanders this season for the first time since 2017 and 15th time in series history. Minnesota is 4-2 in the last six trips to Washington. This will also mark the first time Kirk Cousins has been back to Washington since leaving the team to sign with the Vikings. In that 2017 matchup, the Vikings won 38-30. Cousins passed for 327 yards, his third-most on the season.

WK 10
11/13/22



at Buffalo
8-6
(4-4) A

Minnesota travels to the Defending AFC East Champions, the Buffalo Bills, in the regular season for the first time since 2014. The Vikings are searching for their first win at Buffalo since 1997. The matchup will be the 15th game of the series. The Vikings own a 4-4 record at Buffalo and 8-6 record over the Bills overall.

2022 SCHEDULE NOTES (RECORDS INCLUDE POSTSEASON GAMES)

WK 11
11/20/22



Minneapolis
15-18
(7-12) H

The Vikings will host the defending NFC East Champions, the Dallas Cowboys, at home for the third consecutive year, marking the first time the club has ever done this. Since Minnesota defeated Dallas 34-3 in the 2009 NFC Playoffs, each of the past six games between the clubs has been decided by four or fewer points with the Cowboys prevailing four times. Dallas' fourth visit to U.S. Bank Stadium in Week 11 marks the most by a non-NFC North team and begins a three-game home stand.

WK 12
11/24/22



Minneapolis
4-9
(2-3) H

The Minnesota Vikings will be hosting the New England Patriots on Thanksgiving for the first-ever Turkey Day home game in franchise history. The last time the Vikings played on Thanksgiving, they bested the Lions in 2017. The club is 6-2 overall on Thanksgiving (3-2 vs. Detroit and 3-0 vs. Dallas). This is the first time the Patriots and Vikings have played each other in Minnesota since 2014, when the game was at the University of Minnesota. The Vikings last defeated the Patriots here in 1997, when Cris Carter hauled in 11 receptions for 116 yards and one touchdown.

WK 13
12/4/22



Minneapolis
3-8
(2-3) H

Minnesota welcomes the New York Jets to U.S. Bank Stadium for the first time in series history and for their third game in a three-game home stand in 2022. The Vikings look to grasp their fourth win in series history and third in a row. This matchup marks the fourth time the teams have played in December and the second time the teams have played in Week 13 of a season since 1997.

WK 14
12/11/22



at Detroit
79-40-2
(46-16-1) A

Minnesota and Detroit meet in Week 14 for the ninth time in series history. Minnesota owns a 36-24-1 record at Detroit and 79-40-2 overall. WR Justin Jefferson loves playing the Detroit Lions. In his two years traveling to Detroit, Jefferson has posted a combined 315 receiving yards, which includes his career highs for receptions (11) and receiving yards (182) in a single game (Week 13 of the 2021 season).

WK 15
12/17/22
or
12/18/22



Minneapolis
7-18
(7-6-1) H

The Vikings will host the Indianapolis Colts for the first time since 2016 and are looking for their first win against the club since 1997. In that game, Cris Carter caught three touchdown passes in a 39-28 win, tying his single-game career high for touchdown receptions.

WK 16
12/24/22



Minneapolis
17-12
(8-5) H

The Vikings welcome the Giants to U.S. Bank Stadium for the second time in series history. Minnesota looks to extend its three-game win streak over New York and its 8-5 record at home. The last time the two teams faced off, Kirk Cousins recorded his first game of 2019 with at least 300 passing yards. This is the second time the teams have played on a Saturday in series history and the first time on Christmas Eve. The last time the Vikings played a Saturday day game at home was in December 2003, when the team beat Kansas City in a 45-20 triumph.

WK 17
1/1/23



at Green Bay
56-64-3
(26-34-3) A

The Vikings will hit the road to Green Bay, Wisconsin, for the 64th time in matchup history. During Minnesota's last win in Green Bay, RB Dalvin Cook had a career day, recording four scores (three rushing, one receiving), for the most touchdowns he has scored in a single game, matching the team record of four touchdowns in a game. His 163 yards on the ground are his most in a road game. The away matchup at Green Bay marks the second consecutive time the Vikings have played the Packers at Lambeau Field in the second-to-last game of the regular season.

WK 18
1/7/23
or
1/8/23



at Chicago
63-57-2
(25-33-2) A

The Vikings will play their final road game of the season at Chicago for the first time since 2009. This game marks the latest regular season road game in club history, the last played at Green Bay on Jan. 3, 2016. The club is looking to extend its road win streak to three games, which would be the longest streak since 1998-2000. D.J. Wonnun recorded 5.0 total sacks against the Bears in the 2021 season, which ranks as the most against the Bears in a Vikings season. With 107 yards in the 2021 regular-season finale, Justin Jefferson became the 12th player in NFL history to post at least 3,000 receiving yards in a two-year stretch and first to do so in his first two NFL seasons.

MINNESOTA VIKINGS RING OF HONOR

JARED ALLEN



The Ring of Honor recognizes Vikings Legends for their contributions to the success of the team on and off the field. Members of the Ring of Honor forever live in Vikings lore. The Minnesota Vikings will induct former DE Jared Allen into the club's Ring of Honor during a halftime ceremony of the team's game against the Arizona Cardinals on Sunday, Oct. 30.

Allen spent six seasons with the Vikings (2008-13), earning three Associated Press 1st-Team All-Pro honors and four Pro Bowl berths. Allen set the Vikings record for sacks in a season with 22.0 in 2011, a mark that ranks tied for 3rd in NFL history. He ranked in the NFL's top 10 in sacks in each of his six Vikings seasons, and his 136.0 career sacks rank as the 12th-most in NFL history. Allen is tied for the NFL record with four career safeties, all coming with the Vikings, including an NFL season record-tying pair in 2008.

During his Vikings tenure, Allen averaged .89 sacks per game played (85.5 sacks/96 games), the highest average in Vikings history. Allen was a cornerstone for three consecutive Vikings defensive units that ranked in the NFL's top 10 from 2008-10 (#6, #6, #8). Allen was acquired via trade with Kansas City in 2008 after spending 2004-07 with the club.

Allen is the seventh former Vikings defensive lineman to earn his place in the Ring of Honor. His addition brings the Vikings Ring of Honor to 27 members. Current members include: Fran Tarkenton, Alan Page, Jim Finks, Bud Grant, Paul Krause, Fred Zamberletti, Jim Marshall, Ron Yary, Korey Stringer, Mick Tingelhoff, Carl Eller, Cris Carter, Bill Brown, Jerry Burns, Randall McDaniel, Chuck Foreman, John Randle, Scott Studwell, Chris Doleman, Matt Blair, Joey Browner, Ahmad Rashad, Randy Moss, Dennis Green, Steve Jordan and Kevin Williams.

VIKINGS SACKS IN A SEASON

Jared Allen..... 22.0, 2011

Chris Doleman..... 21.0, 1989

Alan Page..... 18.0, 1976

Keith Millard..... 18.0, 1989

VIKINGS SACKS IN A GAME

Randy Holloway..... 5.0, vs. Atlanta (9/16/84)

Jared Allen..... 4.5, vs. Green Bay (10/5/09)

VIKINGS CONSECUTIVE SEASONS LEADING TEAM IN SACKS

John Randle..... 8 (1993-00)

Alan Page..... 6 (1961-66)

Jared Allen..... 6 (2008-13)

VIKINGS CONSECUTIVE GAMES WITH 1.0+ SACKS

Jim Marshall..... 8 (1969)

Jared Allen..... 8 (2011)

NFL SACKS 2004-13

Jared Allen..... 128.5

DeMarcus Ware..... 117.0

Robert Mathis..... 107.5

NFL CAREER SACKS (SINCE 1982)

Player, Games..... Sacks..... INT/FR

1) Bruce Smith, 279..... 200.0..... 2/15

2) Reggie White, 232..... 198.0..... 3/20

3) Kevin Greene, 228..... 160.0..... 5/26

4) Julius Peppers, 266..... 159.5..... 11/21

5) Chris Doleman, 232..... 150.5..... 8/24

6) Michael Strahan, 216..... 141.5..... 4/15

7) Jason Taylor, 233..... 139.5..... 8/29

8) Terrell Suggs, 244..... 139.0..... 7/15

9) DeMarcus Ware, 178..... 138.5..... 3/8

10) Richard Dent, 203..... 137.5..... 8/13

11) John Randle, 187..... 137.5..... 1/11

12) JARED ALLEN, 187..... 136.0..... 6/19

13) John Abraham, 192..... 133.5..... 1/6

NFL CAREER SAFETIES

Jared Allen..... 4

Ted Hendricks..... 4

Doug English..... 4

Justin Houston..... 4

BE THE CHANGE

Following a series of meetings throughout the 2021 season to determine the continuation of active engagement and commitment to various social justice causes, the Minnesota Vikings Social Justice Committee and the Wilf family announced an additional \$1 million in contributions toward the expansion and/or launch of multiple initiatives in the following focus areas: **1) reducing socioeconomic disparities; 2) expanding the adoption of educational curriculum on racial equality and Black history; and 3) advocating for law enforcement reform and criminal justice reform. Social justice donations from the team and the Wilfs now total \$6.5 million since 2018.**

ALL SQUARE

The Vikings will further expand the team's commitment to [All Square](#), a local nonprofit social enterprise that invests in the minds and lives of formerly incarcerated individuals. Centered on a craft grilled cheese restaurant, professional development institute, and forthcoming civil rights law firm, All Square's mission is to ensure that those impacted by the criminal justice system have the support and opportunities they deserve to become our country's future leaders, business owners, legal practitioners and entrepreneurs. The Vikings engagement will focus on All Square's Fellow & Fellow Alum Fund, as well as the **Randall Smith Memorial Fund**. **Randall Smith**, who was tragically killed in November, was an integral member of All Square. Smith played a role in developing the organization's programming in the Twin Cities community and had formed a strong bond with the Vikings as part of his work to create a better world for all. The money from the memorial fund will be directed toward the futures of his two children.



LIGHTSON!

[LightsOn!](#) a program that replaces traffic violation tickets with repair vouchers, aims to help low-income individuals break the cycle of poverty while improving police-community relations and public safety. The organization was founded in Minneapolis following the death of Philando Castile to help put safer cars on the road and improve interactions with the police and community members, while offering a new approach to societal problems, and has since expanded to markets across the country. Earlier this year, RB **Alexander Mattison** and representatives from the program met virtually to discuss the plans to expand its reach. By mid-2021, LightsOn! had more than 100 law enforcement partners and more than 160 auto service center partners and had provided over 4,000 vouchers. Since 2020, the Vikings donations have helped fund approximately 200 vouchers.

CLASSROOM CHAMPIONS

[Classroom Champions](#) connects volunteer Olympians, Paralympians, student-athletes, and professional athletes to kindergarten through eighth grade classrooms through a social and emotional-based curriculum and mentorship experience. Mentors share life lessons, discuss goal-setting and perseverance and demonstrate leadership to encourage positive growth in the classroom. With the help of Classroom Champions, the Vikings created a community-based program, Be the Change, to share players' stories so students can listen and learn from one another's journeys of anti-racism and social justice. Former and current Vikings players have lent their personal stories and time to create a suite of animated videos that address tough topics. One-hundred percent of teachers reported that Classroom Champions improved students' resilience in the face of obstacles and 94 percent reported that Classroom Champions improved student grades.

GEORGE FLOYD MEMORIAL SCHOLARSHIP

Following the murder of George Floyd, the Vikings created the Be the Change Scholarship with a \$125,000 endowment that will generate approximately \$5,000 annually to benefit African American graduating seniors in Minneapolis-St. Paul who are pursuing post-secondary education. The Vikings Social Justice Committee recently committed another \$100,000 to the endowment, meaning the academic scholarships will not only continue but will increase in coming years. The 2021 recipient, Salaam Day, was selected following his essay submission and [was congratulated](#) in person by Vikings linebacker **Eric Kendricks** and former Vikings linebacker Anthony Barr.

LITTLE EARTH COMMUNITY

In partnership with [S.H.I.E.L.D. 1](#), the Vikings and Little Earth Community in Minneapolis are working together to rebuild the community through agriculture and urban farming. Following the murder of George Floyd and the burning of local grocery stores, Little Earth became a vital community resource, providing daily emergency aid to over 1,000 people, in addition to its 1,200-plus residents. Little Earth is the only Urban Native American-preference HUD housing community in the world with over 38 Tribes represented. S.H.I.E.L.D. 1, founded by Demario Davis, Josh Norman and Drew Brees, and supported by **Eric Kendricks**, Tom Brady and Patrick Mahomes, strives to accelerate economic mobility in under-resourced communities by increasing capacity and creating opportunity to be self-sufficient.

TURNSIGNL

[TurnSignl](#) is a Minneapolis-based, on-demand and real-time service that provides 24/7 legal guidance for drivers from an attorney while their camera records the interaction. When drivers are stopped by law enforcement officers or involved in a car accident, they can access live video chat with an attorney at the press of a button or voice command. TurnSignl attorneys are vetted and trained to de-escalate interactions between police, drivers, and passengers. The Vikings donation has led to 2,000 free subscriptions for community partners.

PROJECT SUCCESS

Project Success, in partnership with the Vikings and Delta, recently brought 15 Minneapolis high school students to visit the historic, political and cultural center that is Washington, D.C. The group visited Howard University, the National Museum of African American History and Culture (NMAAHC) and important monuments and sites in the city. Vikings players LB **Eric Kendricks**, DT **Harrison Phillips**, DT **T.Y. McGill** and TE **Irv Smith, Jr.** were in attendance, as well as Vikings Legends: former FB Tony Richardson, TE Visanthe Shiancoe and TE Steve Jordan. Each of the 15 students on the trip was surprised with a \$1,000 scholarship courtesy of Delta.



FURTHER INVOLVEMENT AND INVESTMENT

The Vikings are also increasing the team's investment in and involvement with the following groups:

- Jewish Community Relations Council
- The Link – Juvenile Justice Program
- Northside Achievement Zone
- Our Children Minnesota
- Page Education Foundation
- People Serving People



VIKINGS IN THE COMMUNITY

TRADEHOME SHOES BACK-TO-SCHOOL SHOPPING

In partnership with Tradehome Shoes, the Vikings surprised 500 foster children with brand new shoes, a backpack and socks to aid in their transition back to school. Vikings S Camryn Bynum, FB C.J. Ham, DL Harrison Phillips, TE Irv Smith Jr., and S Josh Metellus were in attendance.



HARRISON'S PLAYMAKERS

Vikings DL Harrison Phillips, through his foundation, Harrison's Playmakers, invited 50 youth and adults with special needs to dinner at Wildfire which was followed by a shopping spree at Target. In his first Minnesota foundation event, Phillips provided each guest with \$100 to spend at Target.



OSBORN HOSTS BACK-TO-SCHOOL EVENT

On Tuesday, Sept. 13, WR K.J. Osborn hosted a back-to-school backpack giveaway at the West Side Boys and Girls Club. In partnership with Unilever, Osborn met with youth at the club and donated 100 backpacks to kids in need. Unilever also is donating \$15,000 to West Side Boys and Girls Club that will provide additional resources and support for students. Vikings Table, the Minnesota Vikings Foundation Food Trucks, was in attendance to serve healthy meals.



VIKINGS PARTICIPATE IN HABITAT HOME BUILD

The Vikings and Polaris partnered to build a home for a Twin Cities Habitat for Humanity family. During the week-long project, current Vikings players S Camryn Bynum, Vikings Legends LB Scott Studwell and staff members volunteered to help build a home that fit the homeowner family's needs. The buyer of the Twin Cities Habitat for Humanity home was invited to U.S. Bank Stadium for a game day experience.



THIELEN FOUNDATION RENOVATION

Adam Thielen and his wife, Caitlin, through the Thielen Foundation, renovated Humboldt High School's weight room, in partnership with ETS. Humboldt High School is a public school in St. Paul, Minnesota. The Thielen Foundation, along with St. Paul Public Schools Lead Athletic Director, Humboldt High School Principal, Football Coach and students were all in attendance for the ribbon-cutting ceremony.



SCHEELS BACK-TO-SCHOOL BASH

The Vikings partnered with Scheels to host a back-to-school shopping event at TCO Stadium, which provided clothes for 180 children for the upcoming school year. Vikings Legends John Randle and Randall McDaniel surprised each child with a custom back-to-school box filled with new clothes from Scheels.





HAVE A SEAT AT OUR FAMILY TABLE

The Minnesota Vikings Foundation advances the well-being of youth through engaging health and education initiatives. The Foundation is able to make a measurable impact in the lives who need it most by enlisting the support of Vikings players, staff, donors and the community.

Vikings Table food truck program has been on the road since 2019. Vikings Table powered by Xcel Energy is a custom-built food truck that has served over 30,000 free, healthy meals and nutrition education across the Greater Twin Cities. The vehicle includes an interactive experience room where youth can learn about healthy eating habits from video clips and educational materials and capture their experience in the High Energy Photo Booth.

Vikings Table partners with nonprofit organizations to help reach youth and families that are facing food insecurity. Smart Energy Snacks powered by Xcel

Energy is a new addition to the program, providing healthy supplemental meal options to enjoy at home. Local companies like Land O' Lakes, Inc. and Winnebago Industries Foundation have stepped up to support our mission.

We invite you have a seat at our Vikings Family Table! You can find your favorite food truck at Vikings events and home games with proceeds supporting the mission of the program. Vikings Table is available for catering through contact@vikingstable.com.

To learn more about the Minnesota Vikings Foundation, follow us on Twitter and Instagram @vikingstable, visit Vikings.com/Foundation or email at foundation@vikings.nfl.net.



2022 COMMUNICATIONS STAFF



JEFF ANDERSON
EVP & Chief Comm.
Officer

612-247-4482
AndersonJ@vikings.nfl.net



TAYLOR GARNER
Comm. Coordinator

612-214-5330
garnert@vikings.nfl.net



JON EKSTROM
Director, Comm.

612-418-6265
ekstromj@vikings.nfl.net



BOB HAGAN
Senior Media/
Historical Advisor

612-327-7069
haganb@vikings.nfl.net



SAM NEWTON
Sr. Manager, Football Comm.

612-965-4712
newtons@vikings.nfl.net



RYAN GALBIERZ
Comm. Associate

651-350-8201
galbierzr@vikings.nfl.net



CARLY BONK
Comm. Manager

612-718-4093
bonkc@vikings.nfl.net

SOCIAL MEDIA CHANNELS



MINNESOTA VIKINGS



@VIKINGS



VIKINGS



@VIKINGSPR



@VIKINGS



2022 MINNESOTA VIKINGS

VITALS

- **Rosters and Depth Chart**
- **Roster Moves**
- **How The Vikings Were Built**
- **Offensive and Defensive Statistics**
- **Participation Chart**
- **Game-By-Game Statistics**



2022 VIKINGS ROSTER

ALPHABETICAL ROSTER								UPDATED 9/27/22	
NO.	NAME	POS	HT	WT	AGE	EXP	COLLEGE	HOMETOWN	ACQUIRED
33	Asamoah II, Brian	LB	6-0	226	22	R	Oklahoma	Columbus, OH	O3'22
96	Blacklock, Ross	OL	6-3	290	24	3	TCU	Missouri City, TX	T (HOU)'22
23	Booth Jr., Andrew	CB	6-0	194	21	R	Clemson	Dacula, GA	D2a'22
29	Boyd, Kris	CB	5-11	195	25	4	Texas	Gilmer, TX	D7a'19
56	Bradbury, Garrett	C	6-3	300	27	4	N.C. State	Charlotte, NC	D1'19
64	Brandel, Blake	T	6-7	315	25	2	Oregon State	Milwaukie, OR	D6a'20
93	Bullard, Jonathan	DL	6-3	290	28	7	Florida	Shelby, NC	FA'22
24	Bynum, Camryn	S	6-0	200	24	2	California	Corona, CA	D4b'21
32	Chandler, Ty	RB	5-11	204	24	R	North Carolina	Nashville, TN	D5b'22
6	Cine, Lewis	S	6-2	199	22	R	Georgia	Everett, MA	O1'22
72	Cleveland, Ezra	G	6-6	312	24	3	Boise State	Spanaway, WA	O2'20
4	Cook, Dalvin	RB	5-10	210	27	6	Florida State	Miami, FL	O2'17
8	Cousins, Kirk	QB	6-3	205	34	11	Michigan State	Holland, MI	FA'18
3	Dantzler Sr., Cameron	CB	6-2	190	24	3	Mississippi State	Hammond, LA	D3a'20
71	Darrisaw, Christian	T	6-5	315	23	2	Virginia Tech	Upper Marlboro, MD	O1'21
42	DePaola, Andrew	LS	6-1	229	35	8	Rutgers	Parkton, MD	FA'20
45	Dye, Troy	LB	6-3	225	25	3	Oregon	Norco, CA	D4c'20
82	Ellefson, Ben	TE	6-3	250	26	3	North Dakota State	Hawley, MN	W'21
21	Evans, Akayleb	CB	6-2	198	23	R	Missouri	McKinney, TX	D4'22
30	Ham, C.J.	FB	5-11	250	29	6	Augustana	Duluth, MN	UDFA'16
58	Hicks, Jordan	LB	6-1	236	30	8	Texas	Cincinnati, OH	FA'22
99	Hunter, Danielle	OLB	6-5	263	27	8	LSU	Katy, TX	O3'15
67	Ingram, Ed	G	6-3	307	23	R	LSU	DeSoto, TX	D2b'22
18	Jefferson, Justin	WR	6-1	195	23	3	LSU	St. Rose, LA	D1a'20
91	Jones II, Pat	OLB	6-4	264	23	2	Pittsburgh	Chesapeake, VA	O3d'21
1	Joseph, Greg	K	6-0	206	28	5	Florida Atlantic	Boca Raton, FL	FA'21
54	Kendricks, Eric	LB	6-0	232	30	8	UCLA	Fresno, CA	O2'15
63	Lowe, Vederian	T	6-6	320	23	R	Illinois	Rockford, IL	D6a'22
62	Lynch, James	DL	6-4	295	23	3	Baylor	Round Rock, TX	D4b'20
2	Mattison, Alexander	RB	5-11	215	24	4	Boise State	San Bernardino, CA	O3'19
44	Metellus, Josh	S	5-11	207	24	3	Michigan	Pembroke Pines, FL	D6b'20
12	Mullens, Nick	QB	6-0	210	27	5	Southern Mississippi	Hoover, AL	T (LV)'22
86	Mundt, Johnny	TE	6-4	233	27	5	Oregon	Modesto, CA	FA'22
83	Nailor, Jalen	WR	6-0	190	23	R	Michigan State	Palmdale, CA	D6b'22
26	Nwangwu, Kene	RB	6-1	210	24	2	Iowa State	Frisco, TX	O4a'21
75	O'Neill, Brian	T	6-7	310	26	5	Pittsburgh	Wilmington, DE	O2'18
17	Osborn, K.J.	WR	5-11	203	25	3	Miami	Ypsilanti, MI	D5b'20
90	Otomewo, Ezezi	OL	6-5	282	23	R	Minnesota	Indianapolis, IN	D5a'22
7	Peterson, Patrick	CB	6-1	198	32	12	LSU	Fort Lauderdale, FL	FA'21
97	Phillips, Harrison	OL	6-3	307	26	5	Stanford	Omaha, NE	FA'22
5	Reagar, Jalen	WR	5-11	197	23	3	TCU	Waxahachie, TX	T (PHI)'22
62	Reed, Chris	G/C	6-3	314	30	7	Minnesota State	Omaha, NE	FA'22
65	Schlottmann, Austin	G/C	6-6	300	26	4	TCU	Brenham, TX	FA'22
22	Smith, Harrison	S	6-2	211	33	11	Notre Dame	Knoxville, TN	O1b'12
84	Smith Jr., Irv	TE	6-2	240	24	4	Alabama	New Orleans, LA	O2'19
55	Smith, Za'Darius	OLB	6-4	272	29	8	Kentucky	Greenville, AL	FA'22
39	Sullivan, Chandon	CB	5-11	189	26	5	Georgia State	Winder, GA	FA'22
19	Thielen, Adam	WR	6-2	200	32	9	Minnesota State	Detroit Lakes, MN	UDFA'13
94	Tomlinson, Dalvin	DL	6-3	325	28	6	Alabama	McDonough, GA	FA'21
74	Udoh, Olisaemeka	G	6-6	320	25	4	Elon	Fayetteville, NC	D6c'19
43	Vilain, Luliji	CB	6-2	252	24	R	Wake Forest	Ottawa, Ontario, Canada	UDFA'22
98	Wonnun, D.J.	OLB	6-5	258	24	3	South Carolina	Stone Mountain, GA	D4a'20
14	Wright, Ryan	P	6-3	245	22	R	Tulane	San Ramon, CA	UDFA'22
PRACTICE SQUAD									
11	Blough, David	QB	6-1	205	27	4	Purdue	Carrollton, TX	P5'22
85	Chisena, Dan	WR	6-3	203	25	3	Penn State	Downington, PA	UDFA'20
46	Dorn, Myles	S	6-2	210	24	3	North Carolina	Charlotte, NC	UDFA'20
48	Garrett, Chris	OLB	6-4	245	24	2	Concordia-St. Paul	Milwaukee, WI	P5'22
31	Gowan, Tay	CB	6-2	185	24	2	UCF	Covington, GA	P5'22
68	Hinton, Kyle	G	6-2	315	24	2	Washburn	Peoria, AZ	D7d'20
9	Jackson, Trishton	WR	6-1	191	24	2	Syracuse	West Bloomfield, MI	P5'21
38	Koback, Bryant	RB	6-0	210	24	R	Toledo	Holland, OH	UDFA'22
47	Kwenkeu, William	LB	6-1	235	25	R	Temple	Waldorf, MD	UDFA'22
34	Muse, Nick	TE	6-5	252	23	R	South Carolina	Belmont, NC	O7'22
35	Nickerson, Parry	CB	5-10	179	27	5	Tulane	Algiers, LA	FA'21
20	Shelley, Duke	CB	5-9	176	25	4	Kansas State	Tucker, GA	P5'22
50	Smith, T.J.	OL	6-3	300	25	2	Arkansas	Moultrie, GA	P5'21
60	Sokol, Josh	C	6-3	290	24	R	Sacred Heart	Hopkinton, MA	UDFA'22
87	Tolovson, Travis	WR	6-4	212	24	1	North Dakota	Red Wing, MN	P5'22
51	Twyman, Jaylen	DL	6-2	285	23	1	Pittsburgh	Washington, D.C.	D6a'21
RESERVE/INJURED									
89	Hennigan, Thomas	WR	6-1	210	24	R	Appalachian State	Greensboro, NC	UDFA'22
81	Johnson, Bisi	WR	6-0	210	25	4	Colorado State	Lakewood, CO	D7c'19
79	Willekes, Kenny	DE	6-3	264	25	3	Michigan State	Rockford, MI	D7a'20
RESERVE/PHYSICALLY UNABLE TO PERFORM									
57	Connelly, Ryan	LB	6-2	234	26	4	Wisconsin	Eden Prairie, MN	W'20
13	Proehl, Blake	WR	6-1	190	23	2	East Carolina	Charlotte, NC	UDFA'21
MINNESOTA VIKINGS COACHING STAFF									
Head Coach: Kevin O'Connell. Coordinators/Assistant HC: Matt Daniels (Special Teams Coordinator), Ed Donatell (Defensive Coordinator), Mike Pettine (Assistant Head Coach), Wes Phillips (Offensive Coordinator). Assistants: Roy Anderson (Assistant Defensive Backs), Brian Angelichio (Tight Ends/Passing Game Coordinator), Ryan Cordell (Pass Game Specialist/Game Management Coordinator), Steve Donatell (Defensive Line Control), Josh Hings (Director of Player Performance), Jerrod Johnson (Assistant Quarterbacks), Marquis Johnson (Assistant Player Performance), Daronte Jones (Defensive Backs), Derik Keyes (Assistant Director of Player Performance), Ben Kotwica (Assistant Special Teams), Chris Kuper (Offensive Line) Greg Manusky (Inside Linebackers), Keenan McCardell (Wide Receivers), Curtis Modkins (Running Backs/Running Game Coordinator), Derron Montgomery (Offensive Quality Control), Chris O'Hara (Quarterbacks), Justin Rascati (Assistant Offensive Line), Dan Ridenour (Assistant Player Performance/Sports Science), Chris Rumph (Defensive Line), Sam Siefkes (Assistant Linebackers), Mike Smith (Outside Linebackers/Pass Rush Specialist), Tony Sorrentino (Assistant Wide Receivers), A'Lique Terry (Assistant Defensive Line), Grant Udinski (Assistant to the Head Coach/Special Projects).									

2022 VIKINGS ROSTER

NUMERICAL ROSTER

UPDATED 9/27/22

NO.	NAME	POS	HT	WT	AGE	EXP	COLLEGE	HOMETOWN	ACQUIRED
1	Greg Joseph	K	6-0	206	28	5	Florida Atlantic	Boca Raton, FL	FA '21
2	Alexander Mattison	RB	5-11	215	24	4	Boise State	San Bernardino, CA	'03 '19
3	Cameron Dantzler Sr.	CB	6-2	190	24	3	Mississippi State	Hammond, LA	D3a '20
4	Dalvin Cook	RB	5-10	210	27	6	Florida State	Miami, FL	D2 '17
5	Jalen Reagor	WR	5-11	197	23	3	TCU	Waxahachie, TX	T (PHU) '22
6	Lewis Cline	S	6-2	199	22	R	Georgia	Everett, MA	D1 '22
7	Patrick Peterson	CB	6-1	198	32	12	LSU	Fort Lauderdale, FL	FA '21
8	Kirk Cousins	QB	6-3	205	34	11	Michigan State	Holland, MI	FA '18
12	Nick Mullens	QB	6-0	210	27	5	Southern Mississippi	Hoover, AL	T (LV) '22
14	Ryan Wright	P	6-3	245	22	R	Tulane	San Ramon, CA	UDFA '22
17	K.J. Osborn	WR	5-11	203	25	3	Miami	Ypsilanti, MI	D5b '20
18	Justin Jefferson	WR	6-1	195	23	3	LSU	St. Rose, LA	D1a '20
19	Adam Thielen	WR	6-2	200	32	9	Minnesota State	Detroit Lakes, MN	UDFA '13
21	Akayleb Evans	CB	6-2	198	23	R	Missouri	McKinney, TX	D4 '22
22	Harrison Smith	S	6-2	211	33	11	Notre Dame	Knoxville, TN	D1b '12
23	Andrew Booth Jr.	CB	6-0	194	21	R	Clemson	Dacula, GA	D2a '22
24	Camryn Bynum	S	6-0	200	24	2	California	Corona, CA	D4b '21
26	Kene Nwangwu	RB	6-1	210	24	2	Iowa State	Frisco, TX	D4a '21
29	Kris Boyd	CB	5-11	195	25	4	Texas	Gilmer, TX	D7a '19
30	C.J. Ham	FB	5-11	250	29	6	Augustana	Duluth, MN	UDFA '16
32	Ty Chandler	RB	5-11	204	24	R	North Carolina	Nashville, TN	D5b '22
33	Brian Asamoah II	LB	6-0	226	22	R	Oklahoma	Columbus, OH	D3 '22
39	Chandon Sullivan	CB	5-11	189	26	5	Georgia State	Winder, GA	FA '22
42	Andrew DePaola	LS	6-1	229	35	8	Rutgers	Parkton, MD	FA '20
43	Luij Vilain	OLB	6-4	252	24	R	Wake Forest	Ottawa, Ontario, Canada	UDFA '22
44	Josh Metellus	S	5-11	207	24	3	Michigan	Pembroke Pines, FL	D6b '20
45	Troy Dye	LB	6-3	225	25	3	Oregon	Norco, CA	D4c '20
54	Eric Kendricks	LB	6-0	232	30	8	UCLA	Fresno, CA	D2 '15
55	Za'Darius Smith	OLB	6-4	272	29	8	Kentucky	Greenville, AL	FA '22
56	Garrett Bradbury	C	6-3	300	27	4	N.C. State	Charlotte, NC	D1 '19
58	Jordan Hicks	LB	6-1	236	30	8	Texas	Cincinnati, OH	FA '22
62	Chris Reed	G/C	6-3	314	30	7	Minnesota State	Omaha, NE	FA '22
63	Vedrian Lowe	T	6-6	320	23	R	Illinois	Rockford, IL	D6a '22
64	Blake Brandel	T	6-7	315	25	2	Oregon State	Milwaukee, OR	D6b '22
65	Austin Schlottmann	G/C	6-6	300	26	4	TCU	Brenham, TX	FA '22
67	Ed Ingram	G	6-3	307	23	R	LSU	DeSoto, TX	D2b '22
71	Christian Darrisaw	T	6-5	315	23	2	Virginia Tech	Upper Marlboro, MD	D1 '21
72	Ezra Cleveland	G	6-6	312	24	3	Boise State	Spanaway, WA	D2 '20
74	Olisaemeka Udoh	G	6-6	320	25	4	Elon	Fayetteville, NC	D6c '19
75	Brian O'Neill	T	6-7	310	26	5	Pittsburgh	Wilmington, DE	D2 '18
82	Ben Ellefson	TE	6-3	250	26	3	North Dakota State	Hawley, MN	W '21
83	Jalen Nailor	WR	6-0	190	23	R	Michigan State	Palmdale, CA	D6b '22
84	Irv Smith Jr.	TE	6-2	240	24	4	Alabama	New Orleans, LA	D2 '19
86	Johnny Mundt	TE	6-4	233	27	5	Oregon	Modesto, CA	FA '22
90	Ezezi Otomewo	OL	6-5	282	23	R	Minnesota	Indianapolis, IN	D5a '22
91	Pat Jones II	OLB	6-4	264	23	2	Pittsburgh	Chesapeake, VA	D3d '21
92	James Lynch	OL	6-4	295	23	3	Baylor	Round Rock, TX	D4b '20
93	Jonathan Bullard	OL	6-3	290	28	7	Florida	Shelby, NC	FA '22
94	Dalvin Tomlinson	OL	6-3	325	28	6	Alabama	McDonough, GA	FA '21
96	Ross Blacklock	OL	6-5	307	24	3	TCU	Missouri City, TX	T (HOU) '22
97	Harrison Phillips	OL	6-4	297	26	5	Stanford	Omaha, NE	FA '22
98	D.J. Wonnum	OLB	5-5	258	24	3	South Carolina	Stone Mountain, GA	D4a '20
99	Danielle Hunter	OLB	6-5	263	27	8	LSU	Katy, TX	D3 '15

PRACTICE SQUAD

9	Trishon Jackson	WR	6-1	191	24	2	Syracuse	West Bloomfield, MI	PS '21
11	David Blough	QB	6-1	205	27	4	Purdue	Carrollton, TX	PS '22
20	Duke Shelley	CB	5-9	176	25	4	Kansas State	Tucker, GA	PS '22
31	Tay Gowan	CB	6-2	185	24	2	UCF	Covington, GA	PS '22
34	Nick Muse	TE	6-5	252	23	R	South Carolina	Belmont, NC	D7 '22
35	Parry Nickerson	CB	5-10	179	27	5	Tulane	Algiers, LA	FA '21
38	Bryant Koback	RB	6-0	210	24	R	Toledo	Holland, OH	UDFA '22
46	Myles Dorn	S	6-2	210	24	3	North Carolina	Charlotte, NC	UDFA '20
47	William Kwenkeu	LB	6-1	235	25	R	Temple	Waldorf, MD	UDFA '22
48	Garrett, Chris	OLB	6-4	245	24	2	Concordia-St. Paul	Milwaukee, WI	PS '22
50	T.J. Smith	OL	6-3	300	25	2	Arkansas	Moultrie, GA	PS '21
51	Jaylen Twyman	DL	6-2	285	23	1	Pittsburgh	Washington, D.C.	D6a '21
60	Josh Sokol	C	6-3	290	24	R	Sacred Heart	Hopkinton, MA	UDFA '22
68	Kyle Hinton	C	6-2	315	24	2	Washington	Peoria, AZ	D7 '22
85	Dan Chisena	WR	6-3	203	25	3	Penn State	Downington, PA	UDFA '20
87	Travis Tolonen	WR	6-4	212	24	1	North Dakota	Red Wing, MN	PS '22

RESERVE/INJURED

79	Kenny Willekes	DE	6-3	264	25	3	Michigan State	Rockford, MI	D7a '20
81	Bisi Johnson	WR	6-0	210	25	4	Colorado State	Lakewood, CO	D7c '19
89	Thomas Hennigan	WR	6-1	210	24	R	Appalachian State	Greensboro, NC	UDFA '22

RESERVE/PHYSICALLY UNABLE TO PERFORM

13	Blake Proehl	WR	6-1	190	23	2	East Carolina	Charlotte, NC	UDFA '21
57	Ryan Connelly	LB	6-2	234	26	4	Wisconsin	Eden Prairie, MN	W '20

MINNESOTA VIKINGS COACHING STAFF

Head Coach: Kevin O'Connell. Coordinators/Assistant HC: Matt Daniels (Special Teams Coordinator), Ed Donatelli (Defensive Coordinator), Mike Pettine (Assistant Head Coach), Wes Phillips (Offensive Coordinator). Assistants: Roy Anderson (Assistant Defensive Backs), Brian Angelichio (Tight Ends/Passing Game Coordinator), Ryan Cordell (Pass Game Specialist/Game Management Coordinator), Steve Donatelli (Defensive Quality Control), Josh Hingtgen (Director of Player Performance), Jerod Johnson (Assistant Quarterbacks), Marquis Johnson (Assistant Player Performance), Daronte Jones (Defensive Backs), Derik Keyes (Assistant Director of Player Performance), Ben Kotwica (Assistant Special Teams), Chris Kuper (Offensive Line), Greg Manusky (Inside Linebackers), Keenan McCardell (Wide Receivers), Curtis Modkins (Running Backs/Running Game Coordinator), Derron Montgomery (Offensive Quality Control), Chris O'Hara (Quarterbacks), Justin Rascati (Assistant Offensive Line), Dan Ridenour (Assistant Player Performance/Sports Science), Chris Rumph (Defensive Line), Sam Siefkes (Assistant Linebackers), Mike Smith (Outside Linebackers/Pass Rush Specialist), Tony Sorrentino (Assistant Wide Receivers), A'Lique Terry (Assistant Defensive Line), Grant Udinski (Assistant to the Head Coach/Special Projects).

2022 VIKINGS ROSTER

BY POSITION ROSTER

UPDATED 9/27/22

OFFENSE (25): Wes Phillips

Quarterbacks (2): Chris O'Hara/Jerrod Johnson

8	Cousins, Kirk	QB	6-3	205	34	11	Michigan State	Holland, MI	FA '18
12	Mullens, Nick	QB	6-0	210	27	5	Southern Mississippi	Hoover, AL	T (LV) '22

Running Backs (5): Curtis Modkins

32	Chandler, Ty	RB	5-11	204	24	R	North Carolina	Nashville, TN	D5b '22
4	Cook, Dalvin	RB	5-10	210	27	6	Florida State	Miami, FL	D2 '17
30	Ham, C.J.	FB	5-11	250	29	6	Augustana	Duluth, MN	UDFA '16
2	Mattison, Alexander	RB	5-11	215	24	4	Boise State	San Bernardino, CA	D3 '19
26	Nwangwu, Kene	RB	6-1	210	24	2	Iowa State	Frisco, TX	D4a '21

Wide Receivers (5): Keenan McCardell/Tony Sorrentino

18	Jefferson, Justin	WR	6-1	195	23	3	LSU	St. Rose, LA	D1a '20
83	Nailor, Jalen	WR	6-0	190	23	R	Michigan State	Palmdale, CA	D6b '22
17	Osborn, K.J.	WR	5-11	203	25	3	Miami	Ypsilanti, MI	D5b '20
5	Reagar, Jalen	WR	5-11	197	23	3	TCU	Waxahachie, TX	T (PHI) '22
19	Thielen, Adam	WR	6-2	200	32	9	Minnesota State	Detroit Lakes, MN	UDFA '13

Tight Ends (3): Brian Angelichio

82	Ellefson, Ben	TE	6-3	250	26	3	North Dakota State	Hawley, MN	W '21
86	Mundt, Johnny	TE	6-4	233	27	5	Oregon	Modesto, CA	FA '22
84	Smith Jr., Irv	TE	6-2	240	24	4	Alabama	New Orleans, LA	D2 '19

Offensive Line (10): Chris Kuper/Justin Rascati

56	Bradbury, Garrett	C	6-3	300	27	4	N.C. State	Charlotte, NC	D1 '19
64	Brandel, Blake	T	6-7	315	25	2	Oregon State	Milwaukie, OR	D6a '20
72	Cleveland, Ezra	G	6-6	312	24	3	Boise State	Spanaway, WA	D2 '20
71	Darrisaw, Christian	T	6-5	315	23	2	Virginia Tech	Upper Marlboro, MD	D1 '21
67	Ingram, Ed	G	6-3	307	23	R	LSU	DeSoto, TX	D2b '22
63	Lowe, Vederian	T	6-6	320	23	R	Illinois	Rockford, IL	D6a '22
75	O'Neill, Brian	T	6-7	310	26	5	Pittsburgh	Wilmington, DE	D2 '18
62	Reed, Chris	C/C	6-3	314	30	7	Minnesota State	Omaha, NE	FA '22
65	Schlottmann, Austin	C/C	6-6	300	26	4	TCU	Brenham, TX	FA '22
74	Udoh, Oluisaemeka	G	6-6	320	25	4	Elon	Fayetteville, NC	D6c '19

DEFENSE (25): Ed Donatell

Defensive Line (6): Chris Rumph/A'Lique Terry

96	Blacklock, Ross	DL	6-3	290	24	3	TCU	Missouri City, TX	T (HOU) '22
93	Bullard, Jonathan	DL	6-4	290	28	7	Florida	Shelby, NC	FA '22
92	Lynch, James	DL	6-4	295	23	3	Baylor	Round Rock, TX	D4b '20
90	Otomewo, Ezezi	DL	6-5	282	23	R	Minnesota	Indianapolis, IN	D5a '22
97	Phillips, Harrison	DL	6-3	307	26	5	Stanford	Omaha, NE	FA '22
94	Tomlinson, Dalvin	DL	6-3	325	28	6	Alabama	McDonough, GA	FA '21

Outside Linebackers (5): Mike Smith

99	Hunter, Danielle	OLB	6-5	263	27	8	LSU	Katy, TX	D3 '15
91	Jones II, Pat	OLB	6-4	264	23	2	Pittsburgh	Chesapeake, VA	D3d '21
55	Smith, Za'Darius	OLB	6-4	272	29	8	Kentucky	Greenville, AL	FA '22
43	Vilain, Luiji	OLB	6-4	252	24	R	Wake Forest	Ottawa, Ontario, Canada	UDFA '22
98	Wonnum, D.J.	OLB	6-5	258	24	3	South Carolina	Stone Mountain, GA	D4a '20

Inside Linebackers (4): Greg Manusky/Sam Siefkes

33	Asamoah II, Brian	LB	6-0	226	22	R	Oklahoma	Columbus, OH	D3 '22
45	Dye, Troy	LB	6-3	225	25	3	Oregon	Norco, CA	D4c '20
58	Hicks, Jordan	LB	6-1	236	30	8	Texas	Cincinnati, OH	FA '22
54	Kendricks, Eric	LB	6-0	232	30	8	UCLA	Fresno, CA	D2 '15

Defensive Backs (10): Daronte Jones/Roy Anderson

23	Booth Jr., Andrew	CB	6-0	194	21	R	Clemson	Dacula, GA	D2a '22
29	Boyd, Kris	CB	5-11	195	25	4	Texas	Gilmer, TX	D7a '19
24	Bynum, Camryn	S	6-0	200	24	2	California	Corona, CA	D4b '21
6	Cine, Lewis	S	6-2	199	22	R	Georgia	Everett, MA	D1 '22
3	Dantzler Sr., Cameron	CB	6-2	190	24	3	Mississippi State	Hammond, LA	D3a '20
21	Evans, Akayleb	CB	6-2	198	23	R	Missouri	McKinney, TX	D4 '22
44	Metellus, Josh	S	5-11	207	24	3	Michigan	Pembroke Pines, FL	D6b '20
7	Peterson, Patrick	CB	6-1	198	32	12	LSU	Fort Lauderdale, FL	FA '21
22	Smith, Harrison	S	6-2	211	33	11	Notre Dame	Knoxville, TN	D1b '12
39	Sullivan, Chandon	CB	5-11	189	26	5	Georgia State	Winder, GA	FA '22

SPECIAL TEAMS (3): Matt Daniels

Specialists (3): Matt Daniels/Ben Kotwica

42	DePaola, Andrew	LS	6-1	229	35	8	Rutgers	Parkton, MD	FA '20
1	Joseph, Greg	K	6-0	206	28	5	Florida Atlantic	Boca Raton, FL	FA '21
14	Wright, Ryan	P	6-3	245	22	R	Tulane	San Ramon, CA	UDFA '22

2022 VIKINGS ROSTER

DEPTH CHART

UPDATED 9/27/22

*COMPILED BY THE VIKINGS COMMUNICATIONS STAFF

OFFENSE

WR: 18	Justin Jefferson	17	K.J. Osborn		
LT: 71	Christian Darrisaw	64	Blake Brandel	63	Vederian Lowe
LG: 72	Ezra Cleveland				
C: 56	Garrett Bradbury	65	Austin Schlottmann		
RG: 67	Ed Ingram	62	Chris Reed		
RT: 75	Brian O'Neill	74	Olisaemeka Udoh		
TE: 84	Irv Smith Jr.	86	Johnny Mundt	82	Ben Ellefson
WR: 19	Adam Thielen	5	Jalen Reagor	83	Jalen Nailor
QB: 8	Kirk Cousins	12	Nick Mullens		
HB: 4	Dalvin Cook	2	Alexander Mattison	26	Kene Nwangwu
FB: 30	C.J. Ham			32	Ty Chandler

DEFENSE

OLB: 99	Danielle Hunter	91	Patrick Jones II	43	Luiji Vilain
DE: 93	Jonathan Bullard	96	Ross Blacklock		
NT: 97	Harrison Phillips				
DE: 94	Dalvin Tomlinson	92	James Lynch	90	Esezi Otomewo
OLB: 55	Za'Darius Smith	98	D.J. Wonnum		
WLB: 58	Jordan Hicks	33	Brian Asamoah II		
MLB: 54	Eric Kendricks	45	Troy Dye		
CB: 3	Cameron Dantzler Sr.	21	Akayleb Evans	29	Kris Boyd
CB: 7	Patrick Peterson	39	Chandon Sullivan	23	Andrew Booth Jr.
S: 22	Harrison Smith	44	Josh Metellus		
S: 24	Camryn Bynum	6	Lewis Cline		

SPECIAL TEAMS

K: 1	Greg Joseph				
P: 14	Ryan Wright				
H: 14	Ryan Wright				
LS: 42	Andrew DePaola				
KR: 26	Kene Nwangwu	32	Ty Chandler	17	K.J. Osborn
PR: 5	Jalen Reagor	17	K.J. Osborn	83	Jalen Nailor

2022 VIKINGS ROSTER

HOW THE 2022 VIKINGS WERE BUILT

YEAR	DRAFT	TRADES	FREE AGENCY/WAIVERS
2012	S Harrison Smith (1)		
2013			WR Adam Thielen*
2014			
2015	ILB Eric Kendricks (2) OLB Danielle Hunter (3)		
2016			FB C.J. Ham*
2017	RB Dalvin Cook (2)		
2018	T Brian O'Neill (2)		QB Kirk Cousins**
2019	C Garrett Bradbury (1) CB Kris Boyd (7) RB Alexander Mattison (3) T Olisaemeka Udoh (6) Irv Smith Jr. (2)		
2020	T Blake Brandel (6) T Ezra Cleveland (2) CB Cameron Dantzler Sr. (3) LB Troy Dye (4) WR Justin Jefferson (1) DT James Lynch (4) S Josh Metellus (6) WR K.J. Osborn (5) DE D.J. Wonnum (4)		LS Andrew DePaola**
2021	S Camryn Bynum (4) T Christian Darrisaw (1) DE Patrick Jones II (3) RB Kene Nwangwu (4)		K Greg Joseph* CB Patrick Peterson** DT Dalvin Tomlinson** TE Ben Ellefson**
2022	S Lewis Cine (1) CB Andrew Booth Jr. (2) T Ed Ingram (2) ILB Brian Asamoah (3) CB Akayleb Evans (4) DL Ezezi Otomewo (5) RB Ty Chandler (5) T Vederian Lowe (6) WR Jalen Nailor (6)	DL Ross Blacklock** (HOU) QB Nick Mullens** (LV) WR Jalen Raegor** (PHI)	DL Jonathan Bullard** ILB Jordan Hicks** TE Johnny Mundt** Harrison Phillips** G/C Chris Reed** G/C Austin Schlottmann** OLB Za'Darius Smith** CB Chandon Sullivan** OLB Luiji Vilain* P Ryan Wright*

*Rookie free agent prior to joining Vikings

**NFL veteran or had been in other NFL camps prior to joining Vikings

2022 VIKINGS ROSTER

ROUTE TO THE NFL

1ST ROUND (7)

- [5] Patrick Peterson (2011-ARZ)
- [18] Garrett Bradbury (2019)
- [21] Jalen Raegor (2020)
- [22] Justin Jefferson (2020)
- [23] Christian Darrisaw (2021)
- [29] Harrison Smith (2012)
- [32] Lewis Cine (2022)

2ND ROUND (9)

- [40] Ross Blacklock (2020-HOU)
- [41] Dalvin Cook (2017)
- [42] Andrew Booth Jr. (2022)
- [45] Eric Kendricks (2015)
- [50] Irv Smith Jr. (2019)
- [55] Dalvin Tomlinson (2017-NYG)
- [58] Ezra Cleveland (2020)
- [59] Ed Ingram (2022)
- [62] Brian O'Neill (2018)

3RD ROUND (8)

- [66] Brian Asamoah (2022)
- [72] Jonathan Bullard (2016-CHI)
- [84] Jordan Hicks (2015-PHI)
- [88] Danielle Hunter (2015)
- [89] Cameron Dantzler Sr. (2020)
- [90] Patrick Jones II (2021)
- [96] Harrison Phillips (2018-BUF)
- [102] Alexander Mattison (2019)

4TH ROUND (8)

- [102] Kirk Cousins (2012-WAS)
- [117] D.J. Wonnum (2020)
- [118] Akayleb Evans (2022)
- [119] Kene Nwangwu (2021)
- [122] Za'Darius Smith (2015-BAL)
- [125] Camryn Bynum (2021)
- [130] James Lynch (2020)
- [132] Troy Dye (2020)

5TH ROUND (3)

- [165] Ezezi Otomewo (2022)
- [169] Ty Chandler (2022)
- [176] K.J. Osborn (2020)

6TH ROUND (5)

- [184] Vederian Lowe (2022)
- [91] Jalen Nailor (2022)
- [193] Olisaemeka Udoh (2019)
- [203] Blake Brandel (2020)
- [205] Josh Metellus (2020)

7TH ROUND (1)

- [217] Kris Boyd (2019)

UNDRAFTED (12)

- Adam Thielen (2013)
- Andrew DePaola (2012-TB)
- C.J. Ham (2016)
- Chris Reed (2016-JAX)
- Johnny Mundt (2017-LAR)
- Nick Mullens (2018-SF)
- Chandon Sullivan (2018-GB)
- Austin Schlottmann (2019-DEN)
- Ben Ellefson (2020-JAX)
- Greg Joseph (2018-MIA)
- Luiji Vilain (2022)
- Ryan Wright (2022)

[overall selection in brackets]
(year and team in parenthesis)

NFL EXPERIENCE

12th Year (1)

- Patrick Peterson

11th Year (2)

- Kirk Cousins
- Harrison Smith

9th Year (1)

- Adam Thielen

8th Year (5)

- Andrew DePaola
- Eric Kendricks
- Za'Darius Smith
- Jordan Hicks
- Danielle Hunter

7th Year (2)

- Chris Reed
- Jonathan Bullard

6th Year (3)

- Dalvin Cook
- C.J. Ham
- Dalvin Tomlinson

5th Year (6)

- Greg Joseph
- Nick Mullens
- Chandon Sullivan
- Brian O'Neill
- Johnny Mundt
- Harrison Phillips

4th Year (6)

- Alexander Mattison
- Kris Boyd
- Garrett Bradbury
- Austin Schlottmann
- Olisaemeka Udoh
- Irv Smith Jr.

3rd Year (11)

- Cameron Dantzler Sr.
- Jalen Reagor
- K.J. Osborn
- Justin Jefferson
- Josh Metellus
- Troy Dye
- Ezra Cleveland
- Ben Ellefson
- James Lynch
- Ross Blacklock
- D.J. Wonnum

2nd Year (5)

- Camryn Bynum
- Kene Nwangwu
- Blake Brandel
- Christian Darrisaw
- Pat Jones II

Rookies (11)

- Lewis Cine
- Ryan Wright
- Akayleb Evans
- Andrew Booth Jr.
- Ty Chandler
- Brian Asamoah II
- Luiji Vilain
- Vederian Lowe
- Ed Ingram
- Jalen Nailor
- Ezezi Otomewo

2022 VIKINGS ROSTER

2022 VIKINGS ROSTER MOVES

DATE	POS	PLAYER	TRANSACTION
September 24	S	DORN, Myles	Standard Elevation
September 24	CB	SHELLEY, Duke	Standard Elevation
September 19	CB	SHELLEY, Buke	Standard Elevation
September 14	OLB	GARRETT, Chris	Signed to Practice Squad
September 13	OLB	ROBINSON, Janarius	Signed to Philadelphia Eagles Active Roster
September 10	S	DORN, Myles	Standard Elevation
September 6	DL	MCGILL JR., T.Y.	Terminated Tested Veteran/Injury Settlement
September 6	CB	SHELLEY, Duke	Signed to Practice Squad
September 2	QB	BLOUGH, David	Signed to Practice Squad
September 1	WR	TOIVONEN, Travis	Signed to Practice Squad
September 1	CB	GOVAN, Tay	Signed to Practice Squad
August 31	WR	SMITH-MARSETTE, Ihmir	Waived
August 31	WR	REAGOR, Jalen	Acquired via Trade (Philadelphia)
August 31	WR	JACKSON, Trishton	Signed to Practice Squad
August 31	CB	NICKERSON, Parry	Signed to Practice Squad
August 31	TE	MUSE, Nick	Signed to Practice Squad
August 31	RB	KOBACK, Bryant	Signed to Practice Squad
August 31	LB	KWENKEU, William	Signed to Practice Squad
August 31	S	DORN, Myles	Signed to Practice Squad
August 31	DL	SMITH, T.J.	Signed to Practice Squad
August 31	OLB	ROBINSON, Janarius	Signed to Practice Squad
August 31	DL	TWYMAN, Jaylen	Signed to Practice Squad
August 31	WR	CHISENA, Dan	Signed to Practice Squad
August 31	G	HINTON, Kyle	Signed to Practice Squad
August 31	C	SOKOL, Josh	Signed to Practice Squad
August 30	DL	BLACKLOCK, Ross	Acquired via Trade (Houston)
August 30	G	DAVIS, Jesse	Traded to Pittsburgh
August 30	DL	TAYLOR, Jullian	Waived/Injured Settlement
August 30	DL	WATTS, Armon	Waived
August 30	OLB	ROBINSON, Janarius	Waived
August 30	DL	TWYMAN, Jaylen	Waived
August 30	WR	CHISENA, Dan	Waived
August 30	G	HINTON, Kyle	Waived
August 30	C	SOKOL, Josh	Waived
August 30	OLB	McCLOUD, Zach	Waived
August 30	G	DAVIS, Wyatt	Waived
August 30	DL	SMITH, T.J.	Waived
August 30	LB	LYNCH, Blake	Waived
August 30	LB	KWENKEU, William	Waived
August 30	S	DORN, Myles	Waived
August 30	LB	SURRATT, Chazz	Waived
August 30	TE	DAVIDSON, Zach	Waived
August 30	RB	KOBACK, Bryant	Waived
August 30	S	BROWN, Mike	Waived
August 30	TE	MUSE, Nick	Waived
August 30	QB	MOND, Kellen	Waived
August 30	WR	JACKSON, Trishton	Waived
August 30	CB	NICKERSON, Parry	Contract Terminated/Vested Veteran
August 30	CB	HAIRSTON, Nate	Contract Terminated/Vested Veteran
August 30	QB	MANNION, Sean	Contract Terminated/Vested Veteran
August 29	WR	JOHNSON, Bisi	Placed on Reserve/Injured
August 29	DL	McGILL JR., T.Y.	Placed on Reserve/Injured
August 29	WR	MITCHELL, Myron	Waived
August 29	T	PARRIS, Timon	Waived
August 29	CB	SMITH, Tye	Contract Terminated/Vested Veteran
August 25	CB	SMITH, Tye	Signed
August 25	P	BERRY, Jordan	Contract Terminated/Vested Veteran
August 25	DL	STEVENSON, Tyarise	Waived/Injury Settlement
August 23	DL	TAYLOR, Jullian	Reverts to Reserve/Injured
August 23	LB	CONNELLY, Ryan	Reserve/Physically Unable to Perform
August 23	WR	PROEHL, Blake	Reserve/Physically Unable to Perform
August 23	CB	HAND, Harrison	Waived
August 23	TE	BEYER, Shaun	Waived
August 22	DL	TAYLOR, Jullian	Waived/Injured
August 22	WR	WILSON, Albert	Contract Terminated/Vested Veteran
August 22	QB	MULLENS, Nick	Acquired via Trade (Las Vegas)

2022 VIKINGS ROSTER

2022 VIKINGS ROSTER MOVES

DATE	POS	PLAYER	TRANSACTION
August 19	DL	STEVENSON, Tyarise	Reverts to Reserve/Injured
August 19	WR	HENNIGAN, Thomas	Reverts to Reserve/Injured
August 16	CB	SMITH, Ty	Contract Terminated/Vested Veteran
August 16	DL	STEVENSON, Tyarise	Waived/Injured
August 16	WR	HENNIGAN, Thomas	Waived/Injured
August 16	FB	BARGAS, Jake	Waived
August 16	OLB	MINTZE, Andre	Waived
August 1	CB	HAIRSTON, Nate	Removed from Active/Non-Football Injury
July 26	CB	HAIRSTON, Nate	Declared Active/Non-Football Injury
July 25	LB	CONNELLY, Ryan	Placed on PUP
July 25	WR	PROEHL, Blake	Placed on PUP
July 25	TE	BEYER, Shaun	Signed
July 24	G	INGRAM, Ed	Signed
July 24	CB	BOOTH JR., Andrew	Signed
July 19	QB	STANLEY, Nate	Waived
June 22	CB	EVANS, Akayleb	Signed
June 13	OLB	MINTZE, Andre	Signed
June 10	K	BRKIC, Gabe	Waived
June 6	OLB	WILLEKES, Kenny	Reverts to Reserve/Injured
June 3	OLB	WILLEKES, Kenny	Waived/Injured
June 3	DL	BULLARD, Jonathan	Signed
June 1	LB	ASAMOAH, Brian	Signed
June 1	WR	WILSON, Albert	Signed
June 1	RB	ROSE JR., A.J.	Waived
May 16	LB	KWENKEU, William	Signed
May 16	LB	BORLAND, Tuf	Released
May 13	DT	STEVENSON, Tyarise	Signed
May 13	LB	VILAIN, Luiji	Signed
May 13	P	WRIGHT, Ryan	Signed
May 13	C	SOKOL, Josh	Signed
May 13	LB	McCLOUD, Zach	Signed
May 13	RB	KOBACK, Bryant	Signed
May 13	WR	HENNIGAN, Thomas	Signed
May 13	F	BROWN, Mike	Signed
May 13	T	LOWE, Vederian	Signed
May 12	TE	MUSE, Nick	Signed
May 12	WR	NAILOR, Jalen	Signed
May 12	RB	CHANDLER, Ty	Signed
May 12	DE	OTOMEWO, Ezezi	Signed
May 12	S	CINE, Lewis	Signed
May 5	K	BRKIC, Gabe	Signed
May 5	DT	SCOTT, Jordon	Waived
May 2	FB	BARGAS, Jake	Signed
April 30	F	BROWN, Mike	Agreed to Terms
April 30	WR	HENNIGAN, Thomas	Agreed to Terms
April 30	RB	KOBACK, Bryant	Agreed to Terms
April 30	LB	McCLOUD, Zach	Agreed to Terms
April 30	C	SOKOL, Josh	Agreed to Terms
April 30	DT	STEVENSON, Tyarise	Agreed to Terms
April 30	LB	VILAIN, Luiji	Agreed to Terms
April 30	P	WRIGHT, Ryan	Agreed to Terms
April 30	TE	MUSE, Nick	Drafted
April 30	WR	NAILOR, Jalen	Drafted
April 30	T	LOWE, Vederian	Drafted
April 30	RB	CHANDLER, Ty	Drafted
April 30	DE	OTOMEWO, Ezezi	Drafted
April 30	CB	EVANS, Akayleb	Drafted
April 29	LB	ASAMOAH, Brian	Drafted
April 29	G	INGRAM, Ed	Drafted
April 29	CB	Booth Jr., Andrew	Drafted
April 28	S	CINE, Lewis	Drafted
April 7	DT	TAYLOR, Jullian	Signed
April 1	OL	REED, Chris	Signed
March 30	CB	PETERSON, Patrick	Signed
March 28	CB	SMITH, Ty	Signed
March 28	CB	HAIRSTON, Nate	Signed

2022 VIKINGS REGULAR SEASON PARTICIPATION CHART

DATE	OPPONENT	9/11	9/19	9/25	10/2	10/9	10/16	10/30	11/6	11/13	11/20	11/24	12/4	12/11	12/17	12/24	1/1	1/7	2022 Season				Career	
		GB	@ PHI	DET	@ NO	CHI	@ MIA	ARZ	@ WAS	@ BUF	DAL	NE	NYJ	@ DET	IND	NYG	@ GB	@ CHI	GP	GS	DNP	IA	GP	GS
Asamoah, Brian	P	P	P	P															3	0			3	0
Blacklock, Ross	P	P	P	P															3	0			32	3
Blough, David	PS	PS	PS	PS															0	0			7	5
Booth Jr., Andrew	P	I	I																1	0		2	1	0
Boyd, Kris	P	P	P	P															3	0			44	6
Bradbury, Garrett	S	S	S	S															3	3			48	48
Brandel, Blake	P	DNP	DNP	DNP															1	0	2		14	0
Bullard, Jonathan	S	P	P	P															3	1	2		73	16
Bynum, Camryn	S	S	S	S															3	3			17	6
Chandler, Ty	I	I	I	I															0	0		3	0	0
Chisena, Dan	PS	PS	PS	PS															0	0			25	0
Cine, Lewis	I	P	P	P															2	0		1	2	0
Cleveland, Ezra	S	S	S	S															3	3			33	29
Cook, Dalvin	S	S	S	S															3	3			33	6
Connelly, Ryan	PUP	PUP	PUP	PUP															0	0			56	55
Cousins, Kirk	S	S	S	S															3	3			128	123
Dantzler Sr., Cameron	S	S	S	S															3	3			28	20
Darrisaw, Christian	S	S	S	S															3	3			15	13
DePaola, Andrew	P	P	P	P															3	0			92	0
Dorn, Myles	P	PS	P	P															2	0			11	0
Dye, Troy	P	P	P	P															3	0			31	6
Ellefson, Ben	P	P	P	P															3	1			15	5
Evans, Akayleb	P	P	P	P															3	0			3	0
Garrett, Chris	N	PS	PS	PS															0	0			1	0
Gowan, Tay	PS	PS	PS	PS															0	0			2	0
Ham, C.J.	P	P	P	S															0	0			82	30
Hennigan, Thomas	IR	IR	IR	IR															0	0			0	0
Hicks, Jordan	PS	PS	PS	PS															3	3			95	92
Hinton, Kyle	PS	PS	PS	PS															0	0			0	0
Hunter, Danielle	S	S	S	S															3	3			88	59
Ingram, Ed	S	S	S	S															0	0			3	3
Jackson, Trishon	PS	PS	PS	PS															0	0			0	0
Jefferson, Justin	S	S	S	S															3	3			36	34
Johnson, Bisi	IR	IR	IR	IR															0	0			32	9

2022 VIKINGS REGULAR SEASON PARTICIPATION CHART

DATE	OPPONENT	9/11	9/19	9/25	10/2	10/9	10/16	10/30	11/6	11/13	11/20	11/24	12/4	12/11	12/17	12/24	1/1	1/7	2022 Season				Career	
		GB	@ PHI	DET	@ NO	CHI	@ MIA	ARZ	@ WAS	@ BUF	DAL	NE	NYJ	@ DET	IND	NYG	@ GB	@ CHI	GP	GS	DNP	IA	GP	GS
Jones II, Pat		P	P	P															3	0			12	0
Joseph, Greg		P	P	P															3	0			36	0
Kendricks, Eric	S	S	S	S															3	3			103	99
Koback, Bryant	PS	PS	PS	PS															0	0			0	0
Kwenkeu, William	PS	PS	PS	PS															0	0			0	0
Lowe, Vederian	I	I	I	I															0	0			0	0
Lynch, James	P	P	P	P															3	0		3	0	0
Mattison, Alexander	P	P	P	P															3	0			25	1
McGill Jr., T.Y.	N	N	N	N															3	0			45	6
Metellus, Josh	DNP	DNP	DNP	DNP															0	0			46	0
Mullens, Nick	S	S	S	P															0	0			34	1
Mundt, Johnny	PS	PS	PS	PS															3	1			20	17
Muse, Nick	P	P	P	P															3	2			50	5
Nailor, Jalen	PS	PS	PS	PS															0	0			0	0
Nickerson, Parry	PS	PS	PS	PS															3	0			3	0
Nwangwu, Kene	P	P	P	P															0	0			25	3
O'Neill, Brian	S	S	S	S															3	0			14	0
Osomwo, Ezeji	S	S	S	P															3	3			66	62
Peterson, Patrick	S	S	S	P															3	2			29	11
Phillips, Harrison	S	S	S	S															0	0		3	0	0
Proehl, Blake	PUP	PUP	PUP	PUP															3	3			170	170
Reagor, Jalen	P	P	P	P															0	0			48	14
Reed, Chris	I	I	I	I															0	0			0	0
Robinson, Janarius	PS	N	N	N															0	0		3	61	29
Schlottmann, Austin	P	P	P	P															0	0			0	0
Shelley, Duke	PS	P	P	P															3	0			45	7
Smith, Harrison	S	S	S	P															2	0			32	6
Smith Jr., Irv	P	P	P	P															2	2		1	147	146
Smith, T.J.	PS	PS	PS	PS															3	0			32	14
Smith, Za'Darius	S	S	S	S															0	0			1	0
Sokol, Josh	PS	PS	PS	PS															3	3			94	51
Sullivan, Chandon	P	P	P	S															0	0			0	0
Thielen, Adam	S	S	S	S															3	1			57	22
																			3	3			121	87

[illegible]

2022 VIKINGS REGULAR SEASON STATISTICS

Won 2, Lost 1

9/11	W, 23-7	vs. Green Bay
9/19	L, 7-24	at Philadelphia
9/25	W, 28-24	vs. Detroit

	Minnesota	Opponent
Total First Downs	69	69
Rushing	19	24
Passing	44	40
Penalty	6	5
3rd Down: Made/Att	10/34	13/38
3rd Down Pct.	29.4%	34.2%
4th Down: Made/Att	2/3	4/8
4th Down Pct.	66.7%	50.0%
Possession Avg.	27:02	32:58
Total Net Yards	1032	1240
Avg. Per Game	344.0	413.3
Total Plays	187	205
Avg. Per Play	5.5	6.0
Net Yards Rushing	311	413
Avg. Per Game	103.7	137.7
Total Rushes	64	87
Net Yards Passing	721	827
Avg. Per Game	240.3	275.7
Sacked/Yards Lost	4/37	7/43
Gross Yards	758	870
Attempts/Completions	119/74	111/77
Completion Pct.	62.2%	69.4%
Had Intercepted	3	3
Punts/Average	13/48.8	11/44.7
Net Punting Avg.	45	41.8
Penalties/Yards	11/60	17/129
Fumbles/Ball Lost	3/1	2/1
Touchdowns	7	7
Rushing	2	5
Passing	5	2
Returns	0	0

SCORE BY PERIODS	Q1	Q2	Q3	Q4	OT	Pts
Vikings	7	31	3	17	0	58
Opponents	14	24	17	0	0	55

SCORING	TD	Ru	Pa	Rt	PAT	FG	2Pt	Pts
G.Joseph	0	0	0	0	7/7	3/5	0	16
J.Jefferson	2	0	2	0	0/0	0/0	0	12
K.Osborn	1	0	1	0	0/0	0/0	0	6
I.Smith	1	0	1	0	0/0	0/0	0	6
A.Mattison	1	1	0	0	0/0	0/0	0	6
A.Thielen	1	0	1	0	0/0	0/0	0	6
D.Cook	1	1	0	0	0/0	0/0	0	6
Vikings	7	2	5	0	7/7	3/5	0	58
Opponents	7	5	2	0	7/7	2/5	0	55

SCORING 2-PT. CONVERSIONS

Vikings: 0/0
Opponents: 0/0

SACKS

Z.Smith 2.0, D.Wonnum 2.0, D.Hunter 1.0, J.Hicks 1.0, D.Tomlinson 0.5,
H.Phillips 0.5
Vikings: 7.0
Opponents: 4.0

RUSHING	No.	Yds	Avg	Long	TD
D.Cook	43	203	4.7	16	1
A.Mattison	17	72	4.2	10	1
K.Cousins	3	19	6.3	13	0
J.Reagor	1	17	17.0	17	0
Vikings	64	311	4.9	17	2
Opponents	87	413	4.7	29	5

RECEIVING	No.	Yds	Avg	Long	TD
J.Jefferson	18	246	13.7	64	2
A.Thielen	13	149	11.5	22	1
K.Osborn	10	112	11.2	28t	1
I.Smith	7	68	9.7	17	1
J.Mundt	7	68	9.7	17	0
D.Cook	7	37	5.3	14	0
A.Mattison	4	22	5.5	16	0
B.Ellefson	3	26	8.7	12	0
C.Ham	3	21	7.0	12	0
J.Reagor	2	9	4.5	7	0
Vikings	74	758	10.2	64	5
Opponents	77	870	11.3	53t	2

INTERCEPTIONS	No.	Yds	Avg	Long	TD
J.Hicks	1	19	19.0	19	0
J.Metellus	1	0	0.0	0	0
H.Smith	1	0	0.0	0	0
Vikings	3	19	6.3	19	0
Opponents	3	21	7.0	19	0

PUNTING	No.	Yds	Avg	Net	TB	In20	Lg	B
R.Wright	13	634	48.8	45.0	0	7	58	0
Vikings	13	634	48.8	45.0	0	7	58	0
Opponents	11	492	44.7	41.8	0	6	53	0

PUNT RETURNS	Ret	FC	Yds	Avg	Long	TD
J.Reagor	5	3	32	6.4	11	0
Vikings	5	3	32	6.4	11	0
Opponents	6	5	49	8.2	12	0

KICKOFF RETURNS	No.	Yds	Avg	Long	TD
K.Nwangwu	8	182	22.8	29	0
Vikings	8	182	22.8	29	0
Opponents	6	87	14.5	24	0

FUMBLES/LOST	
D.Cook	1/1
K.Cousins	1/0
J.Reagor	1/0
Vikings	3/1
Opponents	2/1

OPPONENT FUMBLE RECOVERIES

D.Tomlinson 1 - Vikings: 1

FIELD GOALS	1-19	20-29	30-39	40-49	50+
G.Joseph	0/0	2/2	0/0	0/0	1/3
Vikings	0/0	2/2	0/0	0/0	1/3
Opponents	0/0	0/0	1/1	1/3	0/1

FIELD GOAL ATTEMPTS

G.Joseph (28G, 56G, 29G)
Vikings (28G, 56G, 29G)
Opponents (38G, 41)

PASSING	Att	Cmp	Yds	Cmp%	Yds/Att	TD	TD%	Int	Int%	Long	Sack/Yards	Rating
K.Cousins	119	74	758	62.2%	6.4	5	4.2%	3	2.5%	64	4/37	83.9
Vikings	119	74	758	62.2%	6.4	5	4.2%	3	2.5%	64	4/37	83.9
Opponents	111	77	870	69.4%	7.8	2	1.8%	3	2.7%	53t	7/43	87.3

2022 GAME-BY-GAME TEAM STATISTICS

2022 DEFENSIVE STATS										
	TKL	AST	COMB	TFL	SACK	QBH	FF	FR	INT	PD
vs. GB - 9/11	37	24	61	3	4.0	5	1	1	1	3
at PHI - 9/19	56	15	71	7	3.0	6	0	0	1	2
vs. DET - 9/25	54	22	76	4	0.0	2	0	0	1	7
vs. NO (LON) - 10/2										
vs. CLE - 10/9										
at MIA - 10/16										
vs. ARZ - 10/30										
at WAS - 11/6										
at BUF - 11/13										
vs. DAL - 11/20										
vs. NE - 11/24										
V/S NYJ - 12/4										
at DET - 12/11										
vs. IND - 12/17										
vs. NYG - 12/24										
at GB - 1/1										
at CHI - 1/7										
2022 TOTALS	147	61	208	14	7.0	13	1	1	3	12

2022 SPECIAL TEAMS STATS						
	SOLO	AST	COMB	FF	FR	BL
VS. GB - 9/11	1	2	3	0	0	0
AT PHI - 9/19	5	0	5	0	0	1
VS. DET - 9/25	5	0	5	0	1	0
VS. NO (LON) - 10/2						
VS. CLE - 10/9						
AT MIA - 10/16						
VS. ARZ - 10/30						
AT WAS - 11/6						
AT BUF - 11/13						
VS. DAL - 11/20						
VS. NE - 11/24						
VS. NYJ - 12/4						
AT DET - 12/11						
VS. IND - 12/17						
VS. NYG - 12/24						
AT GB - 1/1						
AT CHI - 1/7						
2022 TOTALS	11	2	13	0	1	1

2022 VIKINGS REGULAR SEASON STATISTICS

2022 DEFENSIVE STATS

	TKL	AST	COMB	TFL	SACK	QBH	FF	FR	INT	PD
Jordan Hicks	22	9	31	0	1.0	1	1	0	1	2
Eric Kendricks	13	10	23	0	0.0	1	0	0	0	3
Harrison Smith	18	2	20	0	0.0	0	0	0	1	1
Camryn Bynum	10	10	20	0	0.0	0	0	0	0	0
Cam Dantzler Sr.	16	1	17	1	0.0	0	0	0	0	1
Pat Peterson	12	2	14	1	0.0	0	0	0	0	2
Danielle Hunter	9	3	12	3	1.0	2	0	0	0	1
Dalvin Tomlinson	4	8	12	0	0.5	1	0	1	0	0
Josh Metellus	10	1	11	0	0.0	0	0	0	1	2
Chandon Sullivan	7	3	10	0	0.0	0	0	0	0	0
Harrison Phillips	3	7	10	0	0.5	1	0	0	0	0
Jonathan Bullard	7	1	8	1	0.0	0	0	0	0	0
Za'Darius Smith	5	2	7	4	2.0	3	0	0	0	0
D.J. Wonnum	5	0	5	2	2.0	4	0	0	0	0
Akayleb Evans	3	0	3	0	0.0	0	0	0	0	0
Ross Blacklock	1	0	1	1	0.0	0	0	0	0	0
Akayleb Evans	1	0	1	0	0.0	0	0	0	0	0
Patrick Jones II	1	0	1	1	0.0	0	0	0	0	0
James Lynch	0	2	2	0	0.0	0	0	0	0	0
TOTALS	147	61	208	14	7.0	13	1	1	3	12

2022 SPECIAL TEAMS STATS

	SOLO	AST	COMB	FF	FR	BL
Troy Dye	3	0	3	0	0	0
Josh Metellus	2	1	3	0	0	0
Ben Ellefson	2	0	2	0	0	0
Brian Asamoah	1	0	1	0	0	0
Kris Boyd	1	0	1	0	0	0
Patrick Jones II	1	0	1	0	0	0
D.J. Wonnum	1	0	1	0	0	0
Myles Dorn	0	1	1	0	0	0
Patrick Peterson	0	0	0	0	0	1
TOTALS	11	2	13	0	1	1

2022 INTERCEPTIONS

	No.	Yds	Avg	Long	TD
Jordan Hicks	1	19	19.0	19	0
Josh Metellus	1	0	0.0	0	0
Harrison Smith	1	0	0.0	0	0
TOTALS	3	19	6.3	19	0

2022 SACKS

	SACKS	YDS
D.J. Wonnum	2.0	13
Danielle Hunter	2.0	11
Jordan Hicks	1.0	11
Za'Darius Smith	1.0	8
Harrison Phillips	0.5	0
Dalvin Tomlinson	0.5	0
TOTALS	7.0	43

2022 THIRD DOWN EFFICIENCY

[illegible]

2022 SCORING SUMMARY

1ST	2ND	3RD	4TH	OT	TOTAL	MIN. FG
7	10	3	3	-	23	28, 56, 29
at PHI	0	7	0	-	7	
vs. DET	0	14	0	-	28	
vs. NO						
vs. CIH						
at MIA						
vs. ARZ						
at WAS						
at BUF						
vs. DAL						
vs. NE						
VS NYJ						
at DET						
vs. IND						
vs NYG						
at GB						
at CHI						
2022 TOTALS	7	31	3	17	0	58

REGULAR SEASON GAME-BY-GAME STATISTICS

2022 OPPONENTS

1st Downs										Total Offense				INTs By Opp.					Punts			Punt Returns				KO Returns				Pen		Fum				Scoring									
T	R	Pa	Pe	Yd	Ru	At	Pa	Sk	Yd	A	C	I	N	Yd	Lg	TD	N	Avg.	N	Yd	FC	Lg	TD	N	Yd	Lg	TD	N	Yd	Lg	TD	N	Yd	Lg	TD	P	Rt	PAT	2PT	FG	S				
vs GB	21	8	13	0	338	111	18	227	4/33	39	26	1	0	0	0	0	0	4/44.8	1	12	4	12	0	1	14	14	0	2/10	1/1	1	0	0	1/1	0	0/0	0	0	0	0	0	0	0	0	0	0
at PHI	25	10	13	2	486	163	34	323	3/10	31	26	1	3	21	19	0	0	4/44.8	3	14	1	8	0	2	13	9	0	8/60	1/0	2	1	0	3/3	0	1/2	0	0	0	0	0	0	0	0	0	
vs DET	23	6	14	3	416	139	35	277	0/0	41	25	1	0	0	0	0	0	3/44.7	2	23	0	12	0	3	60	24	0	7/59	0/0	2	1	0	3/3	0	1/3	0	0	0	0	0	0	0	0	0	
vs IND																																													
vs CHI																																													
vs NYG																																													
at GB																																													
vs CHI																																													
at MIA																																													
vs ARZ																																													
at WAS																																													
at BUF																																													
vs DAL																																													
vs NE																																													
vs NYJ																																													
at DET																																													
vs IND																																													
vs NYG																																													
at GB																																													
vs CHI																																													
TOTALS: 69	24	40	5	1240	413	87	827	7/43	111	77	3	3	21	19	0	0	11/44.8	6	49	5	12	0	6	87	24	0	17/129	2/1	5	2	0	7/7	0	2/5	0	0	0	0	0	0	0	0	0	0	0

2022 THIRD DOWN EFFICIENCY

vs GB	3	9	33.3%																					
at PHI	7	13	53.8%																					
vs DET	3	16	18.8%																					
vs NO																								
vs CHI																								
at MIA																								
vs ARZ																								
at WAS																								
at BUF																								
vs DAL																								
vs NE																								
vs NYJ																								
at DET																								
vs IND																								
vs NYG																								
at GB																								
at CHI																								
Total	13	38	34.2%																					

2022 SCORING SUMMARY

1ST					2ND					3RD					4TH					OT					TOTAL					OPP. FG																
vs GB	0	0	0	0	7	0	0	0	0	7	0	0	0	0	0	0	0	0	0	0	0	0	0	0	7	0	0	0	0	0	0	0	0	0	0	0	0	0	0	0	0	0	0	0		
at PHI	7	7	17	0	0	0	0	0	0	0	0	0	0	0	0	0	0	0	0	0	0	0	0	0	0	24	0	0	0	0	0	0	0	0	0	0	0	0	0	0	0	0	0	0	0	
vs DET	7	7	7	0	0	0	0	0	0	0	0	0	0	0	0	0	0	0	0	0	0	0	0	0	0	0	24	0	0	0	0	0	0	0	0	0	0	0	0	0	0	0	0	0	0	0
vs NO																																														
vs CHI																																														
at MIA																																														
vs ARZ																																														
at WAS																																														
at BUF																																														
vs DAL																																														
vs NE																																														
vs NYJ																																														
at DET																																														
vs IND																																														

GAME-BY-GAME STATISTICS

2022 RUSHING

2 • ALEXANDER MATTISON • RB							4 • DALVIN COOK • RB						
OPPONENT	No	Yds	Avg	Lg	TD		OPPONENT	No	Yds	Avg	Lg	TD	
vs. GB - 9/11	20	90	4.5	16	0		vs. GB - 9/11*	8	36	4.5	10	0	
at PHI - 9/19	2	8	4.0	5	0		at PHI - 9/19*	6	17	2.8	6	0	
vs. DET - 9/25	7	28	4.0	9	1		vs. DET - 9/25*	17	96	5.6	13	1	
vs. NO (LON) - 10/2							vs. NO (LON) - 10/2						
vs. CIIH - 10/9							vs. CIIH - 10/9						
at MIA - 10/16							at MIA - 10/16						
vs. ARZ - 10/30							vs. ARZ - 10/30						
at WAS - 11/6							at WAS - 11/6						
at BUF - 11/13							at BUF - 11/13						
vs. DAL - 11/20							vs. DAL - 11/20						
vs. NE - 11/24							vs. NE - 11/24						
VS NYJ - 12/4							VS NYJ - 12/4						
at DET - 12/11							at DET - 12/11						
vs. IND - 12/17							vs. IND - 12/17						
vs. NYG - 12/24							vs. NYG - 12/24						
at GB - 1/1							at GB - 1/1						
at CHI - 1/7							at CHI - 1/7						
2022 TOTALS	29	126	4.3	16	1		2022 TOTALS	31	149	4.8	13	1	
CAREER	359	1513	4.2	48	7		CAREER	1049	4969	4.7	75t	40	

5 • JALEN REAGOR • WR							8 • KIRK COUSINS • QB						
OPPONENT	No	Yds	Avg	Lg	TD		OPPONENT	No	Yds	Avg	Lg	TD	
vs. GB - 9/11	0	0	0.0	0	0		vs. GB - 9/11*	0	0	0.0	0	0	
at PHI - 9/19	1	17	17.0	17	0		at PHI - 9/19*	2	20	10.0	13	0	
vs. DET - 9/25	0	0	0.0	0	0		vs. DET - 9/25*	1	-1	-1.0	-1	0	
vs. NO (LON) - 10/2							vs. NO (LON) - 10/2						
vs. CIIH - 10/9							vs. CIIH - 10/9						
at MIA - 10/16							at MIA - 10/16						
vs. ARZ - 10/30							vs. ARZ - 10/30						
at WAS - 11/6							at WAS - 11/6						
at BUF - 11/13							at BUF - 11/13						
vs. DAL - 11/20							vs. DAL - 11/20						
vs. NE - 11/24							vs. NE - 11/24						
VS NYJ - 12/4							VS NYJ - 12/4						
at DET - 12/11							at DET - 12/11						
vs. IND - 12/17							vs. IND - 12/17						
vs. NYG - 12/24							vs. NYG - 12/24						
at GB - 1/1							at GB - 1/1						
at CHI - 1/7							at CHI - 1/7						
2022 TOTALS	1	17	17.0	17	0		2022 TOTALS	3	19	0.0	13	0	
CAREER	15	75	5.0	19	39		CAREER	262	855	3.3	29	17	

GAME-BY-GAME STATISTICS

2022 RUSHING

18 • JUSTIN JEFFERSON • WR

OPPONENT	No	Yds	Avg	Lg	TD
vs. GB - 9/11*	0	0	0.0	0	0
at PHI - 9/19*	0	0	0.0	0	0
vs. DET - 9/25*	0	0	0.0	0	0
vs. NO (LON) - 10/2					
vs. CIL - 10/9					
at MIA - 10/16					
vs. ARZ - 10/30					
at WAS - 11/6					
at BUF - 11/13					
vs. DAL - 11/20					
vs. NE - 11/24					
V5 NYJ - 12/4					
at DET - 12/11					
vs. IND - 12/17					
vs NYG - 12/24					
at GB - 1/1					
at CHI - 1/7					
2022 TOTALS	0	0	0.0	0	0
CAREER	7	16	2.3	11	0

26 • KENE NWANGWU • RB

OPPONENT	No	Yds	Avg	Lg	TD
vs. GB - 9/11	0	0	0.0	0	0
at PHI - 9/19	0	0	0.0	0	0
vs. DET - 9/25	0	0	0.0	0	0
vs. NO (LON) - 10/2					
vs. CIL - 10/9					
at MIA - 10/16					
vs. ARZ - 10/30					
at WAS - 11/6					
at BUF - 11/13					
vs. DAL - 11/20					
vs. NE - 11/24					
V5 NYJ - 12/4					
at DET - 12/11					
vs. IND - 12/17					
vs NYG - 12/24					
at GB - 1/1					
at CHI - 1/7					
2022 TOTALS	0	0	0.0	0	0
CAREER	13	61	4.7	19	0

19 • ADAM THIELEN • WR

OPPONENT	No	Yds	Avg	Lg	TD
vs. GB - 9/11*	0	0	0.0	0	0
at PHI - 9/19*	0	0	0.0	0	0
vs. DET - 9/25*	0	0	0.0	0	0
vs. NO (LON) - 10/2					
vs. CIL - 10/9					
at MIA - 10/16					
vs. ARZ - 10/30					
at WAS - 11/6					
at BUF - 11/13					
vs. DAL - 11/20					
vs. NE - 11/24					
V5 NYJ - 12/4					
at DET - 12/11					
vs. IND - 12/17					
vs NYG - 12/24					
at GB - 1/1					
at CHI - 1/7					
2022 TOTALS	0	0	0.0	0	0
CAREER	20	168	8.4	41	1

30 • C.J. HAM • FB

OPPONENT	No	Yds	Avg	Lg	TD
vs. GB - 9/11	0	0	0.0	0	0
at PHI - 9/19	0	0	0.0	0	0
vs. DET - 9/25*	0	0	0.0	0	0
vs. NO (LON) - 10/2					
vs. CIL - 10/9					
at MIA - 10/16					
vs. ARZ - 10/30					
at WAS - 11/6					
at BUF - 11/13					
vs. DAL - 11/20					
vs. NE - 11/24					
V5 NYJ - 12/4					
at DET - 12/11					
vs. IND - 12/17					
vs NYG - 12/24					
at GB - 1/1					
at CHI - 1/7					
2022 TOTALS	0	0	0.0	0	0
CAREER	31	80	2.6	30	1

GAME-BY-GAME STATISTICS

2022 PASSING

8 · KIRK COUSINS · QB										
OPPONENT	Att	Comp	Yds	Pct.	TD	INT	Lng	Sack	Lost	Rating
vs. GB - 9/11*	32	23	277	71.9%	2	0	64	1	8	118.9
at PHI - 9/19*	46	27	221	58.7%	1	3	19	2	19	51.1
vs. DET - 9/25*	41	24	260	58.5%	2	0	28t	1	10	93.5
vs. NO (LON) - 10/2										
vs. CLE - 10/9										
at MIA - 10/16										
vs. ARZ - 10/30										
at WAS - 11/6										
at BUF - 11/13										
vs. DAL - 11/20										
vs. NE - 11/24										
VS NYJ - 12/4										
at DET - 12/11										
vs. IND - 12/17										
vs. NYG - 12/24										
at GB - 1/1										
at CLE - 1/7										
2022 TOTALS	119	74	758	62.2%	5	3	64	4	37	83.9
CAREER	4,342	2,900	33,350	66.8%	228	94	81t	245	1805	98.2

GAME-BY-GAME STATISTICS

2022 RECEIVING

2 · ALEXANDER MATTISON · RB

OPPONENT	No	Yds	Avg	Lg	TD
vs. GB - 9/11	0	0	0.0	0	0
at PHI - 9/19	3	6	2.0	7	0
vs. DET - 9/25	1	16	16.0	16	0
vs. NO (LON) - 10/2					
vs. CLE - 10/9					
at MIA - 10/16					
vs. ARZ - 10/30					
at WAS - 11/6					
at BUF - 11/13					
vs. DAL - 11/20					
vs. NE - 11/24					
VS NYJ - 12/4					
at DET - 12/11					
vs. IND - 12/17					
vs. NYG - 12/24					
at GB - 1/1					
at CHI - 1/7					
2022 TOTALS	4	22	5.5	16	0
CAREER	59	457	7.7	24	2

4 · DALVIN COOK · RB

OPPONENT	No	Yds	Avg	Lg	TD
vs. GB - 9/11*	3	18	6.0	10	0
at PHI - 9/19*	4	19	4.8	14	0
vs. DET - 9/25*	0	0	0.0	0	0
vs. NO (LON) - 10/2					
vs. CLE - 10/9					
at MIA - 10/16					
vs. ARZ - 10/30					
at WAS - 11/6					
at BUF - 11/13					
vs. DAL - 11/20					
vs. NE - 11/24					
VS NYJ - 12/4					
at DET - 12/11					
vs. IND - 12/17					
vs. NYG - 12/24					
at GB - 1/1					
at CHI - 1/7					
2022 TOTALS	7	37	5.3	14	0
CAREER	189	1536	8.1	50t	3

5 · JALEN REAGOR · WR

OPPONENT	No	Yds	Avg	Lg	TD
vs. GB - 9/11	0	0	0.0	0	0
at PHI - 9/19	2	25	12.5	15	0
vs. DET - 9/25	1	2	2.0	2	0
vs. NO (LON) - 10/2					
vs. CLE - 10/9					
at MIA - 10/16					
vs. ARZ - 10/30					
at WAS - 11/6					
at BUF - 11/13					
vs. DAL - 11/20					
vs. NE - 11/24					
VS NYJ - 12/4					
at DET - 12/11					
vs. IND - 12/17					
vs. NYG - 12/24					
at GB - 1/1					
at CHI - 1/7					
2022 TOTALS	3	27	9.0	15	0
CAREER	67	722	10.8	55	3

17 · K.J. OSBORN · WR

OPPONENT	No	Yds	Avg	Lg	TD
vs. GB - 9/11*	3	14	4.7	7	0
at PHI - 9/19*	2	25	12.5	15	0
vs. DET - 9/25	5	73	14.6	28t	1
vs. NO (LON) - 10/2					
vs. CLE - 10/9					
at MIA - 10/16					
vs. ARZ - 10/30					
at WAS - 11/6					
at BUF - 11/13					
vs. DAL - 11/20					
vs. NE - 11/24					
VS NYJ - 12/4					
at DET - 12/11					
vs. IND - 12/17					
vs. NYG - 12/24					
at GB - 1/1					
at CHI - 1/7					
2022 TOTALS	10	112	11.2	28t	1
CAREER	60	767	12.8	64t	8

18 · JUSTIN JEFFERSON · WR

OPPONENT	No	Yds	Avg	Lg	TD
vs. GB - 9/11*	9	184	20.4	64	2
at PHI - 9/19*	6	48	8.0	11	0
vs. DET - 9/25*	3	14	4.7	6	0
vs. NO (LON) - 10/2					
vs. CLE - 10/9					
at MIA - 10/16					
vs. ARZ - 10/30					
at WAS - 11/6					
at BUF - 11/13					
vs. DAL - 11/20					
vs. NE - 11/24					
VS NYJ - 12/4					
at DET - 12/11					
vs. IND - 12/17					
vs. NYG - 12/24					
at GB - 1/1					
at CHI - 1/7					
2022 TOTALS	18	246	13.7	64	2
CAREER	214	3262	15.2	71t	19

19 · ADAM THIELLEN · WR

OPPONENT	No	Yds	Avg	Lg	TD
vs. GB - 9/11*	3	36	12.0	22	0
at PHI - 9/19*	4	52	13.0	19	0
vs. DET - 9/25*	6	61	10.2	15	1
vs. NO (LON) - 10/2					
vs. CLE - 10/9					
at MIA - 10/16					
vs. ARZ - 10/30					
at WAS - 11/6					
at BUF - 11/13					
vs. DAL - 11/20					
vs. NE - 11/24					
VS NYJ - 12/4					
at DET - 12/11					
vs. IND - 12/17					
vs. NYG - 12/24					
at GB - 1/1					
at CHI - 1/7					
2022 TOTALS	13	149	11.5	22	1
CAREER	477	6115	12.8	75t	44

GAME-BY-GAME STATISTICS

2022 RECEIVING

26 · KENE NWANGWU · RB						
OPPONENT	No	Yds	Avg	Lg	TD	
vs. GB - 9/11	0	0	0.0	0	0	
at PHI - 9/19	0	0	0.0	0	0	
vs. DET - 9/25	0	0	0.0	0	0	
vs. NO (LON) - 10/2						
vs. CIH - 10/9						
at MIA - 10/16						
vs. ARZ - 10/30						
at WAS - 11/6						
at BUF - 11/13						
vs. DAL - 11/20						
vs. NE - 11/24						
VS NYJ - 12/4						
at DET - 12/11						
vs. IND - 12/17						
vs NYG - 12/24						
at GB - 1/1						
at CHI - 1/7						
2022 TOTALS	0	0	0.0	0	0	
CAREER	2	5	2.5	6	0	

82 · BEN ELLEFSON · TE						
OPPONENT	No	Yds	Avg	Lg	TD	
vs. GB - 9/11	1	2	2.0	2	0	
at PHI - 9/19	0	0	0.0	0	0	
vs. DET - 9/25*	2	24	12.0	12	0	
vs. NO (LON) - 10/2						
vs. CIH - 10/9						
at MIA - 10/16						
vs. ARZ - 10/30						
at WAS - 11/6						
at BUF - 11/13						
vs. DAL - 11/20						
vs. NE - 11/24						
VS NYJ - 12/4						
at DET - 12/11						
vs. IND - 12/17						
vs NYG - 12/24						
at GB - 1/1						
at CHI - 1/7						
2022 TOTALS	3	26	8.7	12	0	
CAREER	4	36	9.0	12	0	

86 · JOHNNY MUNDT · TE						
OPPONENT	No	Yds	Avg	Lg	TD	
vs. GB - 9/11*	3	17	5.7	12	0	
at PHI - 9/19*	2	28	14.0	17	0	
vs. DET - 9/25	2	23	11.5	12	0	
vs. NO (LON) - 10/2						
vs. CIH - 10/9						
at MIA - 10/16						
vs. ARZ - 10/30						
at WAS - 11/6						
at BUF - 11/13						
vs. DAL - 11/20						
vs. NE - 11/24						
VS NYJ - 12/4						
at DET - 12/11						
vs. IND - 12/17						
vs NYG - 12/24						
at GB - 1/1						
at CHI - 1/7						
2022 TOTALS	7	68	9.7	17	0	
- - - - -	--	---	- -	- -	-	

30 · C.J. HAM · FB						
OPPONENT	No	Yds	Avg	Lg	TD	
vs. GB - 9/11	1	6	6.0	6	0	
at PHI - 9/19	0	0	0.0	0	0	
vs. DET - 9/25*	2	15	7.5	12	0	
vs. NO (LON) - 10/2						
vs. CIH - 10/9						
at MIA - 10/16						
vs. ARZ - 10/30						
at WAS - 11/6						
at BUF - 11/13						
vs. DAL - 11/20						
vs. NE - 11/24						
VS NYJ - 12/4						
at DET - 12/11						
vs. IND - 12/17						
vs NYG - 12/24						
at GB - 1/1						
at CHI - 1/7						
2022 TOTALS	3	21	7.0	12	0	
CAREER	63	545	8.7	36	2	

84 · IRV SMITH JR. · TE						
OPPONENT	No	Yds	Avg	Lg	TD	
vs. GB - 9/11	0	0	0.0	0	0	
at PHI - 9/19	5	36	7.2	15	1	
vs. DET - 9/25	2	32	16.0	17	0	
vs. NO (LON) - 10/2						
vs. CIH - 10/9						
at MIA - 10/16						
vs. ARZ - 10/30						
at WAS - 11/6						
at BUF - 11/13						
vs. DAL - 11/20						
vs. NE - 11/24						
VS NYJ - 12/4						
at DET - 12/11						
vs. IND - 12/17						
vs NYG - 12/24						
at GB - 1/1						
at CHI - 1/7						
2022 TOTALS	7	68	9.7	17	1	
CAREER	73	744	10.2	36	8	

GAME-BY-GAME STATISTICS

2022 KICK RETURNS

17 · K.J. OSBORN · WR

OPPONENT	No	Yds	Avg	Lg	TD
vs. GB - 9/11*	0	0	0.0	0	0
at PHI - 9/19*	0	0	0.0	0	0
vs. DET - 9/25	0	0	0.0	0	0
vs. NO (LON) - 10/2					
vs. C/H - 10/9					
at MIA - 10/16					
vs. ARZ - 10/30					
at WAS - 11/6					
at BUF - 11/13					
vs. DAL - 11/20					
vs. NE - 11/24					
VS NVJ - 12/4					
at DET - 12/11					
vs. IND - 12/17					
vs NYG - 12/24					
at GB - 1/1					
at CHI - 1/7					
2022 TOTALS	0	0	0.0	0	0
CAREER	14	303	21.6	38	0

30 · C.J. HAM · FB

OPPONENT	No	Yds	Avg	Lg	TD
vs. GB - 9/11	0	0	0.0	0	0
at PHI - 9/19	0	0	0.0	0	0
vs. DET - 9/25*	0	0	0.0	0	0
vs. NO (LON) - 10/2					
vs. C/H - 10/9					
at MIA - 10/16					
vs. ARZ - 10/30					
at WAS - 11/6					
at BUF - 11/13					
vs. DAL - 11/20					
vs. NE - 11/24					
VS NVJ - 12/4					
at DET - 12/11					
vs. IND - 12/17					
vs NYG - 12/24					
at GB - 1/1					
at CHI - 1/7					
2022 TOTALS	0	0	0.0	0	0
CAREER	4	64	16.0	20	0

26 · KENE NWANGWU · RB

OPPONENT	No	Yds	Avg	Lg	TD
vs. GB - 9/11	0	0	0.0	0	0
at PHI - 9/19	2	42	21.0	22	0
vs. DET - 9/25	5	115	23.0	29	0
vs. NO (LON) - 10/2					
vs. C/H - 10/9					
at MIA - 10/16					
vs. ARZ - 10/30					
at WAS - 11/6					
at BUF - 11/13					
vs. DAL - 11/20					
vs. NE - 11/24					
VS NVJ - 12/4					
at DET - 12/11					
vs. IND - 12/17					
vs NYG - 12/24					
at GB - 1/1					
at CHI - 1/7					
2022 TOTALS	7	157	0.0	29	0
CAREER	25	736	29.4	99t	1

32 · TY CHANDLER · RB

OPPONENT	No	Yds	Avg	Lg	TD
vs. GB - 9/11			INACTIVE		
at PHI - 9/19			INACTIVE		
vs. DET - 9/25			INACTIVE		
vs. NO (LON) - 10/2					
vs. C/H - 10/9					
at MIA - 10/16					
vs. ARZ - 10/30					
at WAS - 11/6					
at BUF - 11/13					
vs. DAL - 11/20					
vs. NE - 11/24					
VS NVJ - 12/4					
at DET - 12/11					
vs. IND - 12/17					
vs NYG - 12/24					
at GB - 1/1					
at CHI - 1/7					
2022 TOTALS	0	0	0.0	0	0
CAREER	0	0	0.0	0	0

GAME-BY-GAME STATISTICS

2022 PUNT RETURNS

5 • JALEN REAGOR • WR						
OPPONENT	No	Yds	Avg	FC	Lg	TD
vs. GB - 9/11	1	7	0.0	2	7	0
at PHI - 9/19	2	5	2.5	1	4	0
vs. DET - 9/25	2	20	10.0	0	11	0
vs. NO (LON) - 10/2						
vs. CLE - 10/9						
at MIA - 10/16						
vs. ARZ - 10/30						
at WAS - 11/6						
at BUF - 11/13						
vs. DAL - 11/20						
vs. NE - 11/24						
VS NYJ - 12/4						
at DET - 12/11						
vs. IND - 12/17						
vs. NYG - 12/24						
at GB - 1/1						
at CHI - 1/7						
2022 TOTALS	5	32	6.4	3	11	0
CAREER	40	353	8.8	22	73	1

83 • JALEN NAILOR • WR						
OPPONENT	No	Yds	Avg	FC	Lg	TD
vs. GB - 9/11	0	0	0.0	0	0	0
at PHI - 9/19	0	0	0.0	0	0	0
vs. DET - 9/25	0	0	0.0	0	0	0
vs. NO (LON) - 10/2						
vs. CLE - 10/9						
at MIA - 10/16						
vs. ARZ - 10/30						
at WAS - 11/6						
at BUF - 11/13						
vs. DAL - 11/20						
vs. NE - 11/24						
VS NYJ - 12/4						
at DET - 12/11						
vs. IND - 12/17						
vs. NYG - 12/24						
at GB - 1/1						
at CHI - 1/7						
2022 TOTALS	0	0	0.0	0	0	0
CAREER	0	0	0.0	0	0	0

17 • K.J. OSBORN • WR						
OPPONENT	No	Yds	Avg	FC	Lg	TD
vs. GB - 9/11*	0	0	0.0	0	0	0
at PHI - 9/19*	0	0	0.0	0	0	0
vs. DET - 9/25	0	0	0.0	0	0	0
vs. NO (LON) - 10/2						
vs. CLE - 10/9						
at MIA - 10/16						
vs. ARZ - 10/30						
at WAS - 11/6						
at BUF - 11/13						
vs. DAL - 11/20						
vs. NE - 11/24						
VS NYJ - 12/4						
at DET - 12/11						
vs. IND - 12/17						
vs. NYG - 12/24						
at GB - 1/1						
at CHI - 1/7						
2022 TOTALS	0	0	0.0	0	0	0
CAREER	11	50	4.5	6	11	0

GAME-BY-GAME STATISTICS

2022 PUNTING

14 · RYAN WRIGHT · P

OPPONENT	No	Yds	Avg	Ret.	Ret. Yds.	Net Yds.	Net Avg.	TB	I20	LG	BL
vs. GB - 9/11	5	232	46.4	1	12	220	44.0	0	3	56	0
at PHI - 9/19	5	246	49.2	3	14	232	46.4	0	2	49	0
vs. DET - 9/25	3	156	52.0	2	23	133	44.3	0	1	58	0
vs. NO (LON) - 10/2											
vs. CLE - 10/9											
at MIA - 10/16											
vs. ARZ - 10/30											
at WAS - 11/6											
at BUF - 11/13											
vs. DAL - 11/20											
vs. NE - 11/24											
VS NYJ - 12/4											
at DET - 12/11											
vs. IND - 12/17											
vs NYG - 12/24											
at GB - 1/1											
at CHI - 1/7											
2022 TOTALS	13	634	48.8	6	49	585	45.0	0	6	58	0
CAREER	13	634	48.8	6	49	585	45.0	0	6	58	0

GAME-BY-GAME STATISTICS

2022 KICKING

1 · GREG JOSEPH · K															
OPPONENT	1-19		20-29		30-39		40-49		50+		FGs		FG	PATs	
	M	A	M	A	M	A	M	A	M	A	M	A	Pct	M	A
vs. GB - 9/11	0	0	2	2	0	0	0	0	1	1	3	3	100.0%	2	2
at PHI - 9/19	0	0	0	0	0	0	0	0	0	0	0	0	0.0%	1	1
vs. DET - 9/25	0	0	0	0	0	0	0	0	0	2	0	2	0.0%	4	4
vs. NO (LON) - 10/2															
vs. CLE - 10/9															
at MIA - 10/16															
vs. ARZ - 10/30															
at WAS - 11/6															
at BUF - 11/13															
vs. DAL - 11/20															
vs. NE - 11/24															
VS NYJ - 12/4															
at DET - 12/11															
vs. IND - 12/17															
vs. NYG - 12/24															
at GB - 1/1															
at CHI - 1/7															
2022 TOTALS	0	0	2	2	0	0	0	0	1	3	3	5	60.0%	7	7
CAREER	0	0	14	14	18	19	12	16	9	14	53	63	84.1%	68	76

GAME-BY-GAME STATISTICS

2022 DEFENSIVE

3 · CAMERON DANTZLER SR. · CB

OPPONENT	U	A	T	TFL	SK	QH	FF	FR	INT	PD
vs. GB - 9/11*	5	0	5	0	0.0	0	0	0	0	0
at PHI - 9/19*	4	0	4	1	0.0	0	0	0	0	1
vs. DET - 9/25*	7	1	8	0	0.0	0	0	0	0	0
vs. NO (LON) - 10/2										
vs. CIIH - 10/9										
at MIA - 10/16										
vs. ARZ - 10/30										
at WAS - 11/6										
at BUF - 11/13										
vs. DAL - 11/20										
vs. NE - 11/24										
VS NYJ - 12/4										
at DET - 12/11										
vs. IND - 12/17										
vs. NYG - 12/24										
at GB - 1/1										
at CHI - 1/7										
2022 TOTALS	16	1	17	1	0.0	0	0	0	0	1
CAREER	95	19	114	4	0.0	0	2	1	3	12

7 · PATRICK PETERSON · CB

OPPONENT	U	A	T	TFL	SK	QH	FF	FR	INT	PD
vs. GB - 9/11*	4	2	6	0	0.0	0	0	0	0	0
at PHI - 9/19*	3	0	3	1	0.0	0	0	0	0	0
vs. DET - 9/25*	5	0	5	0	0.0	0	0	0	0	2
vs. NO (LON) - 10/2										
vs. CIIH - 10/9										
at MIA - 10/16										
vs. ARZ - 10/30										
at WAS - 11/6										
at BUF - 11/13										
vs. DAL - 11/20										
vs. NE - 11/24										
VS NYJ - 12/4										
at DET - 12/11										
vs. IND - 12/17										
vs. NYG - 12/24										
at GB - 1/1										
at CHI - 1/7										
2022 TOTALS	12	2	14	1	0.0	0	0	0	0	2
CAREER	481	65	546	13	4.0	4	2	3	29	105

22 · HARRISON BYNUM · S

OPPONENT	U	A	T	TFL	SK	QH	FF	FR	INT	PD
vs. GB - 9/11*	5	2	7	0	0.0	0	0	0	0	1
at PHI - 9/19*	13	0	13	0	0.0	0	0	0	0	0
vs. DET - 9/25										
vs. NO (LON) - 10/2										
vs. CIIH - 10/9										
at MIA - 10/16										
vs. ARZ - 10/30										
at WAS - 11/6										
at BUF - 11/13										
vs. DAL - 11/20										
vs. NE - 11/24										
VS NYJ - 12/4										
at DET - 12/11										
vs. IND - 12/17										
vs. NYG - 12/24										
at GB - 1/1										
at CHI - 1/7										
2022 TOTALS	18	2	20	0	0.0	0	0	0	1	1
CAREER	693	308	1001	46	16.5	53	8	8	30	81

24 · CAMRYN BYNUM · S

OPPONENT	U	A	T	TFL	SK	QH	FF	FR	INT	PD
vs. GB - 9/11*	4	3	7	0	0.0	0	0	0	0	0
at PHI - 9/19*	4	4	8	0	0.0	0	0	0	0	0
vs. DET - 9/25*	2	3	5	0	0.0	0	0	0	0	0
vs. NO (LON) - 10/2										
vs. CIIH - 10/9										
at MIA - 10/16										
vs. ARZ - 10/30										
at WAS - 11/6										
at BUF - 11/13										
vs. DAL - 11/20										
vs. NE - 11/24										
VS NYJ - 12/4										
at DET - 12/11										
vs. IND - 12/17										
vs. NYG - 12/24										
at GB - 1/1										
at CHI - 1/7										
2022 TOTALS	10	10	20	0	0.0	0	0	0	0	0
CAREER	26	18	44	1	1.0	1	0	0	1	3

6 · LEWIS CINE · S

OPPONENT	U	A	T	TFL	SK	QH	FF	FR	INT	PD
vs. GB - 9/11										
at PHI - 9/19	0	0	0	0	0.0	0	0	0	0	0
vs. DET - 9/25	0	0	0	0	0.0	0	0	0	0	0
vs. NO (LON) - 10/2										
vs. CIIH - 10/9										
at MIA - 10/16										
vs. ARZ - 10/30										
at WAS - 11/6										
at BUF - 11/13										
vs. DAL - 11/20										
vs. NE - 11/24										
VS NYJ - 12/4										
at DET - 12/11										
vs. IND - 12/17										
vs. NYG - 12/24										
at GB - 1/1										
at CHI - 1/7										
2022 TOTALS	0	0	0	0	0.0	0	0	0	0	0
CAREER	0	0	0	0	0.0	0	0	0	0	0

21 · AKAYLE EVANS · CB

OPPONENT	U	A	T	TFL	SK	QH	FF	FR	INT	PD
vs. GB - 9/11	1	0	1	0	0.0	0	0	0	0	0
at PHI - 9/19	2	0	2	0	0.0	0	0	0	0	0
vs. DET - 9/25	0	0	0	0	0.0	0	0	0	0	0
vs. NO (LON) - 10/2										
vs. CIIH - 10/9										
at MIA - 10/16										
vs. ARZ - 10/30										
at WAS - 11/6										
at BUF - 11/13										
vs. DAL - 11/20										
vs. NE - 11/24										
VS NYJ - 12/4										
at DET - 12/11										
vs. IND - 12/17										
vs. NYG - 12/24										
at GB - 1/1										
at CHI - 1/7										
2022 TOTALS	3	0	3	0	0.0	0	0	0	0	0
CAREER	3	0	3	0	0.0	0	0	0	0	0

23 · ANDREW BOOTH JR. · CB

OPPONENT	U	A	T	TFL	SK	QH	FF	FR	INT	PD
vs. GB - 9/11	0	0	0	0	0.0	0	0	0	0	0
at PHI - 9/19										
vs. DET - 9/25										
vs. NO (LON) - 10/2										
vs. CIIH - 10/9										
at MIA - 10/16										
vs. ARZ - 10/30										
at WAS - 11/6										
at BUF - 11/13										
vs. DAL - 11/20										
vs. NE - 11/24										
VS NYJ - 12/4										
at DET - 12/11										
vs. IND - 12/17										
vs. NYG - 12/24										
at GB - 1/1										
at CHI - 1/7										
2022 TOTALS	0	0	0	0	0.0	0	0	0	0	0
CAREER	0	0	0	0	0.0	0	0	0	0	0

29 · KRIS BOYD · CB

OPPONENT	U	A	T	TFL	SK	QH	FF	FR	INT	PD
vs. GB - 9/11	0	0	0	0	0.0	0	0	0	0	0
at PHI - 9/19	0	0	0	0	0.0	0	0	0	0	0
vs. DET - 9/25	0	0	0	0	0.0	0	0	0	0	0
vs. NO (LON) - 10/2										
vs. CIIH - 10/9										
at MIA - 10/16										
vs. ARZ - 10/30										
at WAS - 11/6										
at BUF - 11/13										
vs. DAL - 11/20										
vs. NE - 11/24										
VS NYJ - 12/4										
at DET - 12/11										
vs. IND - 12/17										
vs. NYG - 12/24										
at GB - 1/1										
at CHI - 1/7										
2022 TOTALS	0	0	0	0	0.0	0	0	0	0	0
CAREER	48	13	61	3	0.0	0	1	0	0	3

GAME-BY-GAME STATISTICS

2022 DEFENSIVE

33 • BRIAN ASAMOAH II • ILB

OPPONENT	U	A	T	TFL	SK	QH	FF	FR	INT	PD
vs. GB - 9/11	0	0	0	0	0.0	0	0	0	0	0
at PHI - 9/19	0	0	0	0	0.0	0	0	0	0	0
vs. DET - 9/25	0	0	0	0	0.0	0	0	0	0	0
vs. NO (LDN) - 10/2										
vs. CHI - 10/9										
at MIA - 10/16										
vs. ARZ - 10/30										
at WAS - 11/6										
at BUF - 11/13										
vs. DAL - 11/20										
vs. NE - 11/24										
VS NYJ - 12/4										
at DET - 12/11										
vs. IND - 12/17										
VS NYG - 12/24										
at GB - 1/1										
at CHI - 1/7										
2022 TOTALS	0	0	0	0	0.0	0	0	0	0	0
CAREER	0	0	0	0	0.0	0	0	0	0	0

44 • IOSH METELLUS • S

OPPONENT	U	A	T	TFL	SK	QH	FF	FR	INT	PD
vs. GB - 9/11	0	0	0	0	0.0	0	0	0	0	0
at PHI - 9/19	0	0	0	0	0.0	0	0	0	0	0
vs. DET - 9/25*	10	1	11	0	0.0	0	0	0	1	2
vs. NO (LON) - 10/2										
vs. CHI - 10/9										
at MIA - 10/16										
vs. ARZ - 10/30										
at WAS - 11/6										
at BUF - 11/13										
vs. DAL - 11/20										
vs. NE - 11/24										
VS NYJ - 12/4										
at DET - 12/11										
vs. IND - 12/17										
vs. NYG - 12/24										
at GB - 1/1										
at CHI - 1/7										
2022 TOTALS	10	1	11	0	0.0	0	0	0	1	2
CAREER	14	4	18	0	0.0	0	0	2	1	3

54 • ERIC KENDRICKS • ILB

OPONENT	U	A	T	TFL	SK	QH	FF	FR	INT	PD
vs. GB - 9/11*	1	3	4	0	0.0	0	0	0	0	1
at PHI - 9/19*	7	1	8	0	0.0	1	0	0	0	0
vs. DET - 9/25*	5	6	11	0	0.0	0	0	0	0	2
vs. NO (LON) - 10/2										
vs. CHI - 10/9										
at MIA - 10/16										
vs. ARZ - 10/30										
at WAS - 11/6										
at BUF - 11/13										
vs. DAL - 11/20										
vs. NE - 11/24										
VS NYJ - 12/4										
at DET - 12/11										
vs. IND - 12/17										
vs. NYG - 12/24										
at GB - 1/1										
at CHI - 1/7										
2022 TOTALS	13	10	23	0	0.0	1	0	0	0	3
CAREER	577	302	879	51	14.0	42	4	5	9	53

58 • JORDAN HICKS • ILB

OPPONENT	U	A	T	TFL	SK	QH	FF	FR	INT	PD
vs. GB - 9/11*	9	5	14	0	1.0	1	1	0	0	0
at PHI - 9/19*	3	0	3	0	0.0	0	0	0	1	1
vs. DET - 9/25*	10	4	14	0	0.0	0	0	0	0	1
vs. NO (LON) - 10/2										
vs. CIN - 10/9										
at MIA - 10/16										
vs. ARZ - 10/30										
at WAS - 11/6										
at BUF - 11/13										
vs. DAL - 11/20										
vs. NE - 11/24										
VS NVJ - 12/4										
at DET - 12/11										
vs. IND - 12/17										
vs. NYG - 12/24										
at GB - 1/1										
at CHI - 1/7										
2022 TOTALS	22	9	31	0	1.0	1	1	0	1	2
CAREER	449	220	669	41	11.5	28	5	9	12	36

39 • CHANDON SULLIVAN • CB

OPONENT	U	A	T	TFL	SK	QH	FF	FR	INT	PD
vs. GB - 9/11	2	2	4	0	0.0	0	0	0	0	0
at PHI - 9/19*	3	1	4	0	0.0	0	0	0	0	0
vs. DET - 9/25*	2	0	2	0	0.0	0	0	0	0	0
vs. NO (LON) - 10/2										
vs. CIN - 10/9										
at MIL - 10/16										
vs. ARZ - 10/30										
at WAS - 11/6										
at BUF - 11/13										
vs. DAL - 11/20										
vs. NE - 11/24										
V5 NVJ - 12/4										
at DET - 12/11										
vs. IND - 12/17										
vs. NYG - 12/24										
at GB - 1/1										
at CHI - 1/7										
2022 TOTALS	7	3	10	0	0.0	0	0	0	0	0
CAREER	98	21	119	2	0.0	1	1	0	5	16

45 • TROY DYE • ILB

OPPONENT	U	A	T	TFL	SK	QH	FF	FR	INT	PO
vs. GB - 9/11	0	0	0	0	0.0	0	0	0	0	0
at PHI - 9/19	0	0	0	0	0.0	0	0	0	0	0
vs. DET - 9/25	0	0	0	0	0.0	0	0	0	0	0
vs. NO (LON) - 10/2										
vs. CILH - 10/9										
at MIA - 10/16										
vs. ARZ - 10/30										
at WAS - 11/6										
at BUF - 11/13										
vs. DAL - 11/20										
vs. NE - 11/24										
VS NYJ - 12/4										
at DET - 12/11										
vs. IND - 12/17										
vs. NYG - 12/24										
at GB - 1/1										
at CHI - 1/7										
2022 TOTALS	0	0	0	0	0.0	0	0	0	0	0
CAREER	16	20	36	0	0.0	1	0	0	0	2

55 • ZA'DARIUS SMITH • OLB

OPPONENT	U	A	T	TFL	SK	QH	FF	FR	INT	PD
vs. GB - 9/11*	2	0	2	1	1.0	2	0	0	0	0
at PHI - 9/19*	1	1	2	1	1.0	1	0	0	0	0
vs. DET - 9/25*	2	1	3	2	2.0	0	0	0	0	0
vs. NO (LON) - 10/2										
vs. CLE - 10/9										
at MIA - 10/16										
vs. ARZ - 10/30										
at WAS - 11/6										
at BUF - 11/13										
vs. DAL - 11/20										
vs. NE - 11/24										
VS NYJ - 12/4										
at DET - 12/11										
vs. IND - 12/17										
vs. NYG - 12/24										
at GB - 1/1										
at CHI - 1/7										
2022 TOTALS										
CAREER	53	81	234	57	46.5	115	8	2	0	7

91 • PATRICK IONES II • OLB

OPPONENT	U	A	T	TFL	SK	QH	FF	FR	INT	PO
vs. GB - 9/11	0	0	0	0	0.0	0	0	0	0	0
at PHI - 9/19	1	0	1	1	0.0	0	0	0	0	0
vs. DET - 9/25	0	0	0	0	0.0	0	0	0	0	0
vs. NO (LON) - 10/2										
vs. CILH - 10/9										
at MIA - 10/16										
vs. ARZ - 10/30										
at WAS - 11/6										
at BUF - 11/13										
vs. DAL - 11/20										
vs. NE - 11/24										
VS NVJ - 12/4										
at DET - 12/11										
vs. IND - 12/17										
vs. NVG - 12/24										
at GB - 1/1										
at CHI - 1/7										
2022 TOTALS	1	0	1	1	0.0	0	0	0	0	0
CAREER	5	3	8	1	0.0	0	0	0	0	0

GAME-BY-GAME STATISTICS

2022 DEFENSIVE

92 • JAMES LYNCH • DL												
OPPONENT	U	A	T	TFL	SK	QH	FF	FR	INT	PD		
vs. GB - 9/11	0	1	1	0	0.0	0	0	0	0	0		
at PHI - 9/19	0	0	0	0	0.0	0	0	0	0	0		
vs. DET - 9/25	0	1	1	0	0.0	0	0	0	0	0		
vs. NO (LON) - 10/2												
vs. CHI - 10/9												
at MIA - 10/16												
vs. ARZ - 10/30												
at WAS - 11/6												
at BUF - 11/13												
vs. DAL - 11/20												
vs. NE - 11/24												
VS NYJ - 12/4												
at DET - 12/11												
vs. IND - 12/17												
vs. NYG - 12/24												
at GB - 1/1												
at CHI - 1/7												
2022 TOTALS												
CAREER	20	15	35	3	2.0	2	0	1	0	0		

94 • DALVIN TOMLINSON • DL												
OPPONENT	U	A	T	TFL	SK	QH	FF	FR	INT	PD		
vs. GB - 9/11*	0	1	1	0	0.0	0	0	1	0	0		
at PHI - 9/19*	3	4	7	0	0.5	1	0	0	0	0		
vs. DET - 9/25*	1	3	4	0	0.0	0	0	0	0	0		
vs. NO (LON) - 10/2												
vs. CHI - 10/9												
at MIA - 10/16												
vs. ARZ - 10/30												
at WAS - 11/6												
at BUF - 11/13												
vs. DAL - 11/20												
vs. NE - 11/24												
VS NYJ - 12/4												
at DET - 12/11												
vs. IND - 12/17												
vs. NYG - 12/24												
at GB - 1/1												
at CHI - 1/7												
2022 TOTALS	4	8	12	0	0.5	1	0	1	0	0		
CAREER	93	165	258	23	11.0	28	1	2	0	7		

97 • HARRISON PHILLIPS • DL												
OPPONENT	U	A	T	TFL	SK	QH	FF	FR	INT	PD		
vs. GB - 9/11*	0	3	3	0	0.0	0	0	0	0	0		
at PHI - 9/19*	1	2	3	0	0.5	1	0	0	0	0		
vs. DET - 9/25*	2	2	4	0	0.0	0	0	0	0	0		
vs. NO (LON) - 10/2												
vs. CHI - 10/9												
at MIA - 10/16												
vs. ARZ - 10/30												
at WAS - 11/6												
at BUF - 11/13												
vs. DAL - 11/20												
vs. NE - 11/24												
VS NYJ - 12/4												
at DET - 12/11												
vs. IND - 12/17												
vs. NYG - 12/24												
at GB - 1/1												
at CHI - 1/7												
2022 TOTALS	3	7	10	0	0.5	1	0	0	0	0		
CAREER	63	54	117	8	2.0	14	0	3	0	3		

99 • DANIELLE HUNTER • OLB												
OPPONENT	U	A	T	TFL	SK	QH	FF	FR	INT	PD		
vs. GB - 9/11*	2	1	3	1	1.0	1	0	0	0	1		
at PHI - 9/19*	4	2	6	1	0.0	1	0	0	0	0		
vs. DET - 9/25*	3	0	3	1	0.0	0	0	0	0	0		
vs. NO (LON) - 10/2												
vs. CHI - 10/9												
at MIA - 10/16												
vs. ARZ - 10/30												
at WAS - 11/6												
at BUF - 11/13												
vs. DAL - 11/20												
vs. NE - 11/24												
VS NYJ - 12/4												
at DET - 12/11												
vs. IND - 12/17												
vs. NYG - 12/24												
at GB - 1/1												
at CHI - 1/7												
2022 TOTALS	9	3	12	3	1.0	2	0	0	0	1		
CAREER	226	122	348	87	61.5	257	6	4	0	6		

93 • JONATHAN BULLARD • DL												
OPPONENT	U	A	T	TFL	SK	QH	FF	FR	INT	PD		
vs. GB - 9/11*	0	1	1	0	0.0	0	0	0	0	0		
at PHI - 9/19	3	0	3	0	0.0	0	0	0	0	0		
vs. DET - 9/25*	4	0	4	1	0.0	0	0	0	0	0		
vs. NO (LON) - 10/2												
vs. CHI - 10/9												
at MIA - 10/16												
vs. ARZ - 10/30												
at WAS - 11/6												
at BUF - 11/13												
vs. DAL - 11/20												
vs. NE - 11/24												
VS NYJ - 12/4												
at DET - 12/11												
vs. IND - 12/17												
vs. NYG - 12/24												
at GB - 1/1												
at CHI - 1/7												
2022 TOTALS	7	1	8	1	0.0	0	0	0	0	0		
CAREER	67	44	111	14	3.5	15	1	0	0	5		

96 • ROSS BLACKLOCK • DL												
OPPONENT	U	A	T	TFL	SK	QH	FF	FR	INT	PD		
vs. GB - 9/11	0	0	0	0	0.0	0	0	0	0	0		
at PHI - 9/19	1	0	1	1	0.0	0	0	0	0	0		
vs. DET - 9/25	0	0	0	0	0.0	0	0	0	0	0		
vs. NO (LON) - 10/2												
vs. CHI - 10/9												
at MIA - 10/16												
vs. ARZ - 10/30												
at WAS - 11/6												
at BUF - 11/13												
vs. DAL - 11/20												
vs. NE - 11/24												
VS NYJ - 12/4												
at DET - 12/11												
vs. IND - 12/17												
vs. NYG - 12/24												
at GB - 1/1												
at CHI - 1/7												
2022 TOTALS	1	0	1	1	0.0	0	0	0	0	0		
CAREER	25	12	37	4	2.0	13	1	0	2	8		

98 • D.J. WONNUM • OLB												
OPPONENT	U	A	T	TFL	SK	QH	FF	FR	INT	PD		
vs. GB - 9/11	2	0	2	1	1.0	1	0	0	0	0		
at PHI - 9/19	2	0	2	1	1.0	1	0	0	0	0		
vs. DET - 9/25	1	0	1	0	0.0	2	0	0	0	0		
vs. NO (LON) - 10/2												
vs. CHI - 10/9												
at MIA - 10/16												
vs. ARZ - 10/30												
at WAS - 11/6												
at BUF - 11/13												
vs. DAL - 11/20												
vs. NE - 11/24												
VS NYJ - 12/4												
at DET - 12/11												
vs. IND - 12/17												
vs. NYG - 12/24												
at GB - 1/1												
at CHI - 1/7												
2022 TOTALS	5	0	5	2	2.0	4	0	0	0	0		
CAREER	50	26	76	14	13.0	27	2	0	0	5		

GAME-BY-GAME STATISTICS

2022 SPECIAL TEAMS

3 • CAMERON DANTZLER SR. • CB

OPPONENT	T	FF	FR	BK
vs. GB - 9/11*	0	0	0	0
at PHI - 9/19*	0	0	0	0
vs. DET - 9/25*	0	0	0	0
vs. NO (LON) - 10/2				
vs. CILH - 10/9				
at MIA - 10/16				
vs. ARZ - 10/30				
at WAS - 11/6				
at BUF - 11/13				
vs. DAL - 11/20				
vs. NE - 11/24				
VS NYJ - 12/4				
at DET - 12/11				
vs. IND - 12/17				
vs. NYG - 12/24				
at GB - 1/1				
at CHI - 1/7				
2022 TOTALS	0	0	0	0

7 • PATRICK PETERSON • CB

OPPONENT	T	FF	FR	BK
vs. GB - 9/11*	0	0	0	0
at PHI - 9/19*	0	0	0	1
vs. DET - 9/25*	0	0	0	0
vs. NO (LON) - 10/2				
vs. CILH - 10/9				
at MIA - 10/16				
vs. ARZ - 10/30				
at WAS - 11/6				
at BUF - 11/13				
vs. DAL - 11/20				
vs. NE - 11/24				
VS NYJ - 12/4				
at DET - 12/11				
vs. IND - 12/17				
vs. NYG - 12/24				
at GB - 1/1				
at CHI - 1/7				
2022 TOTALS	0	0	0	1

29 • KRIS BOYD • CB

OPPONENT	T	FF	FR	BK
vs. GB - 9/11	0	0	0	0
at PHI - 9/19	0	0	0	0
vs. DET - 9/25	1	0	0	0
vs. NO (LON) - 10/2				
vs. CILH - 10/9				
at MIA - 10/16				
vs. ARZ - 10/30				
at WAS - 11/6				
at BUF - 11/13				
vs. DAL - 11/20				
vs. NE - 11/24				
VS NYJ - 12/4				
at DET - 12/11				
vs. IND - 12/17				
vs. NYG - 12/24				
at GB - 1/1				
at CHI - 1/7				
2022 TOTALS	1	0	0	0

33 • BRIAN ASAMOAH • LB

OPPONENT	T	FF	FR	BK
vs. GB - 9/11	0	0	0	0
at PHI - 9/19	0	0	0	0
vs. DET - 9/25*	1	0	0	0
vs. NO (LON) - 10/2				
vs. CILH - 10/9				
at MIA - 10/16				
vs. ARZ - 10/30				
at WAS - 11/6				
at BUF - 11/13				
vs. DAL - 11/20				
vs. NE - 11/24				
VS NYJ - 12/4				
at DET - 12/11				
vs. IND - 12/17				
vs. NYG - 12/24				
at GB - 1/1				
at CHI - 1/7				
2022 TOTALS	1	0	0	0

5 • JALEN REAGOR • WR

OPPONENT	T	FF	FR	BK
vs. GB - 9/11*	0	0	0	0
at PHI - 9/19*	0	0	0	0
vs. DET - 9/25*	0	0	1	0
vs. NO (LON) - 10/2				
vs. CILH - 10/9				
at MIA - 10/16				
vs. ARZ - 10/30				
at WAS - 11/6				
at BUF - 11/13				
vs. DAL - 11/20				
vs. NE - 11/24				
VS NYJ - 12/4				
at DET - 12/11				
vs. IND - 12/17				
vs. NYG - 12/24				
at GB - 1/1				
at CHI - 1/7				
2022 TOTALS	0	0	1	0

24 • CAMRYN BYNUM • S

OPPONENT	T	FF	FR	BK
vs. GB - 9/11*	0	0	0	0
at PHI - 9/19*	0	0	0	0
vs. DET - 9/25				
vs. NO (LON) - 10/2				
vs. CILH - 10/9				
at MIA - 10/16				
vs. ARZ - 10/30				
at WAS - 11/6				
at BUF - 11/13				
vs. DAL - 11/20				
vs. NE - 11/24				
VS NYJ - 12/4				
at DET - 12/11				
vs. IND - 12/17				
vs. NYG - 12/24				
at GB - 1/1				
at CHI - 1/7				
2022 TOTALS	0	0	0	0

30 • C.J. HAM • FB

OPPONENT	T	FF	FR	BK
vs. GB - 9/11	0	0	0	0
at PHI - 9/19	0	0	0	0
vs. DET - 9/25*	0	0	0	0
vs. NO (LON) - 10/2				
vs. CILH - 10/9				
at MIA - 10/16				
vs. ARZ - 10/30				
at WAS - 11/6				
at BUF - 11/13				
vs. DAL - 11/20				
vs. NE - 11/24				
VS NYJ - 12/4				
at DET - 12/11				
vs. IND - 12/17				
vs. NYG - 12/24				
at GB - 1/1				
at CHI - 1/7				
2022 TOTALS	0	0	0	0

42 • ANDREW DEPAOLA • LS

OPPONENT	T	FF	FR	BK
vs. GB - 9/11	0	0	0	0
at PHI - 9/19	0	0	0	0
vs. DET - 9/25	0	0	0	0
vs. NO (LON) - 10/2				
vs. CILH - 10/9				
at MIA - 10/16				
vs. ARZ - 10/30				
at WAS - 11/6				
at BUF - 11/13				
vs. DAL - 11/20				
vs. NE - 11/24				
VS NYJ - 12/4				
at DET - 12/11				
vs. IND - 12/17				
vs. NYG - 12/24				
at GB - 1/1				
at CHI - 1/7				
2022 TOTALS	0	0	0	0

GAME-BY-GAME STATISTICS

2022 SPECIAL TEAMS

44 · JOSH METELLUS · S

OPPONENT	T	FF	FR	BK
vs. GB - 9/11	2	0	0	0
at PHI - 9/19	1	0	0	0
vs. DET - 9/25*	0	0	0	0
vs. NO (LON) - 10/2				
vs. Cih - 10/9				
at MIA - 10/16				
vs. ARZ - 10/30				
at WAS - 11/6				
at BUF - 11/13				
vs. DAL - 11/20				
vs. NE - 11/24				
VS NYJ - 12/4				
at DET - 12/11				
vs. IND - 12/17				
vs NYG - 12/24				
at GB - 1/1				
at CHI - 1/7				
2022 TOTALS	3	0	0	0

45 · TROY DYE · LB

OPPONENT	T	FF	FR	BK
vs. GB - 9/11	0	0	0	0
at PHI - 9/19	2	0	0	0
vs. DET - 9/25	1	0	0	0
vs. NO (LON) - 10/2				
vs. Cih - 10/9				
at MIA - 10/16				
vs. ARZ - 10/30				
at WAS - 11/6				
at BUF - 11/13				
vs. DAL - 11/20				
vs. NE - 11/24				
VS NYJ - 12/4				
at DET - 12/11				
vs. IND - 12/17				
vs NYG - 12/24				
at GB - 1/1				
at CHI - 1/7				
2022 TOTALS	3	0	0	0

46 · MYLES DORN · S

OPPONENT	T	FF	FR	BK
vs. GB - 9/11	1	0	0	0
at PHI - 9/19	PRACTICE SQUAD			
vs. DET - 9/25	0	0	0	0
vs. NO (LON) - 10/2				
vs. Cih - 10/9				
at MIA - 10/16				
vs. ARZ - 10/30				
at WAS - 11/6				
at BUF - 11/13				
vs. DAL - 11/20				
vs. NE - 11/24				
VS NYJ - 12/4				
at DET - 12/11				
vs. IND - 12/17				
vs NYG - 12/24				
at GB - 1/1				
at CHI - 1/7				
2022 TOTALS	1	0	0	0

82 · BEN ELLEFSON · TE

OPPONENT	T	FF	FR	BK
vs. GB - 9/11	0	0	0	0
at PHI - 9/19	0	0	0	0
vs. DET - 9/25*	2	0	0	0
vs. NO (LON) - 10/2				
vs. Cih - 10/9				
at MIA - 10/16				
vs. ARZ - 10/30				
at WAS - 11/6				
at BUF - 11/13				
vs. DAL - 11/20				
vs. NE - 11/24				
VS NYJ - 12/4				
at DET - 12/11				
vs. IND - 12/17				
vs NYG - 12/24				
at GB - 1/1				
at CHI - 1/7				
2022 TOTALS	2	0	0	0

91 · PAT JONES II · OLB

OPPONENT	T	FF	FR	BK
vs. GB - 9/11	0	0	0	0
at PHI - 9/19	1	0	0	0
vs. DET - 9/25	0	0	0	0
vs. NO (LON) - 10/2				
vs. Cih - 10/9				
at MIA - 10/16				
vs. ARZ - 10/30				
at WAS - 11/6				
at BUF - 11/13				
vs. DAL - 11/20				
vs. NE - 11/24				
VS NYJ - 12/4				
at DET - 12/11				
vs. IND - 12/17				
vs NYG - 12/24				
at GB - 1/1				
at CHI - 1/7				
2022 TOTALS	1	0	0	0

98 · D.J. WONNUM · OLB

OPPONENT	T	FF	FR	BK
vs. GB - 9/11	0	0	0	0
at PHI - 9/19	1	0	0	0
vs. DET - 9/25	0	0	0	0
vs. NO (LON) - 10/2				
vs. Cih - 10/9				
at MIA - 10/16				
vs. ARZ - 10/30				
at WAS - 11/6				
at BUF - 11/13				
vs. DAL - 11/20				
vs. NE - 11/24				
VS NYJ - 12/4				
at DET - 12/11				
vs. IND - 12/17				
vs NYG - 12/24				
at GB - 1/1				
at CHI - 1/7				
2022 TOTALS	1	0	0	0

2022 MINNESOTA VIKINGS

MISC STATS

- First Downs and Fourth Down Efficiency
- Red Zone Efficiency
- Takeaways and Turnovers
- Scoring Drives
- Individual and Team Single-Game Bests
- Week-by-Week Leaders and
Week-by-Week Starters
- Long Plays
- Gameday Inactives
- Last Time Section
- Game Summaries



VIKINGS FIRST DOWNS EARNED

TOTAL FIRST DOWNS (FIRST DOWNS ON THIRD OR FOURTH DOWNS)

One first down awarded to passer and receiver on passing plays

PLAYER	RUSHING	RECEIVING	PASSING	TOTAL
Kirk Cousins	0	0	8 (2)	9 (1)
Dalvin Cook	1	0	0	1
Alexander Mattison	1	0	0	1
C.J. Ham	0	0	0	0
Adam Thielen	0	2(1)	0	2(1)
Justin Jefferson	0	2 (1)	0	2 (1)
K.J. Osborn	0	1	0	1
Jalen Reagor	1	0	0	1
Johnny Mundt	0	0	0	0
Irv Smith Jr.	0	2	0	2
TOTALS	3	7(2)	8(2)	19(3)
Penalty				1(1)

* First downs earned via penalties listed below:

- One first down earned via illegal use of hands vs. Green Bay (9/11/22)
- One first down earned via defensive pass interference vs. Detroit (9/25/22)

2022 OFFENSIVE & DEFENSIVE FOURTH DOWN
EFFICIENCY

OFFENSIVE FOURTH DOWN EFFICIENCY

Game	Att.	Quarter	Play/Result/Drive Result
vs. Greenbay	4th-and-1	1st	K. Cousins Pass/Success/Touchdown to J.Jefferson
vs. Detroit	4th-and-6	2nd	K. Cousins Pass/Success/Completion to A.Thielen
REGULAR SEASON	2/2		
PLAYOFFS	0/0		

Game	Att.	Quarter	Play/Result/Drive Result
vs. Greenbay	4th-and-1	2nd	A. Dillon Rush/Fail/Turnover on downs
vs. Greenbay	4th-and-1	4th	A. Rodgers Pass/Fail/Turnover on downs
vs. Detroit	4th-and-5	1st	J. Goff Pass/Success/Completion to A.St. Brown
vs. Detroit	4th-and-1	1st	J. Williams Rush/Success
vs. Detroit	4th-and-1	2nd	J. Goff Pass/Success/Completion to J. Reynolds
vs. Detroit	4th-and-1	2nd	J. Goff Pass/Fail/Turnover on downs
vs. Detroit	4th-and-2	3rd	J. Goff Pass/Success/Completion to J. Reynolds
vs. Detroit	4th-and-1	4th	J. Williams Rush/Fail/Turnover on downs
REGULAR SEASON	4/4		
PLAYOFFS	0/0		

2022 CHALLENGE SUMMARY

REPLAY CHALLENGE SUMMARY

#	Date	Opp.	Qtr.	Time on Clock	LOS	Original Play/Challenge	Challenged by	Result	Play Result
1	9/25	DET	1	2:10	MIN 48	D. Swift 4-yard rush/first down ruling	Kevin O'Connell	Success	Play reversed

Regular Season
Vikings: 1/1
Opponents: 0/0

2022 RED ZONE EFFICIENCY

RED ZONE EFFICIENCY

GREEN BAY (9/11)

	1st	2nd	3rd	4th	OT	Poss.	TDs	FGs	PTs
OFFENSE	1	2	1	1	0	3	2	3	23
DEFENSE	0	1	1	0	0	3	1	0	7

AT PHILADELPHIA (9/19)

	1st	2nd	3rd	4th	OT	Poss.	TDs	FGs	PTs
OFFENSE	0	1	2	1	0	4	1	0	7
DEFENSE	1	2	1	0	0	4	2	1	17

DETROIT (9/25)

	1st	2nd	3rd	4th	OT	Poss.	TDs	FGs	PTs
OFFENSE	0	2	0	1	0	3	3	0	21
DEFENSE	1	1	1	0	0	3	3	0	21

COIN TOSS SUMMARY				
Date	Opponent	Call	Actual	Result
9/11	GB	Heads	Tails	GB wins and defers
9/19	at PHI	Tails	Tails	MIN wins and defers
9/25	DET	Heads	Head	MIN wins and defers
Regular Season				
Vikings: 2/3				
Opponents: 1/2				

2022 TAKEAWAYS AND TURNOVERS

TAKEAWAYS	TURNOVERS
3 Takeaways (2 INT, 1 FR) 1 resulted in 3 Vikings points 1 inside Vikings 20	Turnovers (3 INT) 0 resulted in opponent points 0 inside Vikings 20
1 First Half Takeaways (1 INT, 0FR) 0 resulted in Vikings points 1 inside Vikings 20	0 First Half Turnovers (0 INT, 0FR) 0 resulted in opponent points 0 inside Vikings 20
0 1st Quarter Takeaway (0 INT, 0 FR) 0 resulted in 0 Vikings points 0 inside Vikings 20	0 1st Quarter Turnovers (0 INT, 0 FR) 0 resulted in 0 opponent points 0 inside Vikings 20
1 2nd Quarter Takeaway (1 INT, 0 FR) 0 resulted in Vikings points 1 inside Vikings 20	0 2nd Quarter Turnovers (0 INT, 0 FR) 0 resulted in opponent points 0 inside Vikings 20
2 Second Half Takeaway (0 INT, 1 FR) 1 resulted in 3 Vikings points	3 Second Half Turnovers (3 INT, 0 FR) 0 resulted in opponent points
1 3rd Quarter Takeaway (0 INT, 1 FR) 1 resulted in 3 Vikings points 0 inside Vikings 20	3 3rd Quarter Turnovers (2 INT, 1 FR) 0 resulted in opponent points 0 inside Vikings 20
2 4th Quarter Takeaways (2 INT, 0 FR) 0 resulted in Vikings points 0 inside Vikings 20	1 4th Quarter Turnovers (1 INT, 0 FR) 0 resulted in opponent points 0 inside Vikings 20
0 OT Takeaways (0 INT, 0 FR) 0 resulted in 0 Vikings points 0 inside Vikings 20	0 OT Takeaways (0 INT, 0 FR) 0 resulted in 0 Vikings points 0 inside Vikings 20

PLUS/MINUS TURNOVER RATIO			
First Half	1 Takeaways	First Half	0 Turnovers
First Quarter	0 Takeaways	First Quarter	0 Turnovers
Second Quarter	1 Takeaways	Second Quarter	0 Turnovers
Second Half	2 Takeaways	Second Half	3 Turnovers
Third Quarter	1 Takeaways	Third Quarter	3 Turnovers
Fourth Quarter	2 Takeaways	Fourth Quarter	1 Turnovers
Overtime	0 Takeaways	Overtime	0 Takeaways
Totals	4 Takeaways	Totals	4 Turnovers

0
TURNOVER RATIO

KEY: INT = Interception FR = Fumbles Recovered FL = Fumbles Lost

2022 TAKEAWAYS AND TURNOVERS BREAKDOWN

TAKEAWAYS - FUMBLE RECOVERIES & INTERCEPTIONS

DATE	OPP.	TURNOVER	QTR.	YD-LINE	RESULT
9/11	vs. GB	Interception - H. Smith intercepted A. Rodgers	2nd	GB 25	PUNT
9/11	vs. GB	Fumble recovery - J. Hicks recovered fumble from A. Rodgers	3rd	MIN 4	FG
9/19	at PHI	Interception J. Hicks intercepted J. Hurts	4th	PHI 24	INT
9/25	vs. DET	Interception J. Metellus intercepted J. Goff	4th	DET 50	INT

TURNOVERS - FUMBLES LOST AND INTERCEPTIONS THROWN

DATE	OPP.	TURNOVER	QTR.	YD-LINE	RESULT
9/19	at PHI	Intercepted by D. Slay	3rd	PHI 19	INT
9/19	at PHI	Intercepted by A. Maddox	3rd	PHI 27	INT
9/19	at PHI	Intercepted by D. Slay	4th	PHI 9	INT
9/25	vs. DET	Fumble recovered by D. Elliott	3rd	DET 48	FR

FUMBLE BREAKDOWN

FUMBLE BREAKDOWN		
PLAYER	FUMBLES	LOST
K. Cousins	1	0
D. Cook	1	1
TOTAL	1	1

2022 SCORING DRIVES

SCORING DRIVE SUMMARY

Opp.	Plays	Poss. Time	Qtr.	Net Yards	How Acquired	Scoring Play
GB	10	5:43	1st	78	Kickoff	J. Jefferson 5-yard pass from Kirk Cousins
GB	8	4:04	2nd	89	Turnover on downs	28-yard FG from Greg Joseph
GB	7	2:23	2nd	74	Punt	J. Jefferson 36-yard pass from Kirk Cousins
GB	4	2:20	3rd	-5	Fumble recovery	56-yard FG from Greg Joseph
GB	12	5:04	4th	74	Punt	29-yard FG from Greg Joseph
PHI	9	5:13	2nd	75	Kickoff	I. Smith 2-yard pass from Kirk Cousins
DET	11	4:48	2nd	80	Kickoff	A. Thielen 1-yard pass from Kirk Cousins
DET	9	3:46	2nd	49	Turnover on downs	D. Cook 4-yard rush
DET	6	2:49	4th	57	Punt	A. Mattison 6-yard rush
DET	3	0:25	4th	56	Missed FG	K. Osborn 28-yard pass from Kirk Cousins

*Scoring drives in **BOLD** occurred on the opening drive of the half.

2022 VIKINGS INDIVIDUAL SINGLE GAME BESTS

VIKINGS OFFENSE

RUSHING

Yards Rushing	96	Dalvin Cook vs. Detroit (9/25/22)
Rushing Attempts	20	Dalvin Cook vs. Green Bay (9/11/22)
TDs Rushing	1	Dalvin Cook and Alexander Mattison vs. DET (9/25/22)
Longest Rush	17	Jalen Reagor at Philadelphia (9/19/22)
Longest TD Rush	6	Alexander Mattison vs. Detroit (9/25/22)

PASSING

Yards Passing	277	Kirk Cousins vs. Green Bay (9/11/22)
Passing Attempts	46	Kirk Cousins at Philadelphia (9/19/22)
Passes Completed	27	Kirk Cousins at Philadelphia (9/19/22)
TDs Passing	2	Kirk Cousins vs. Green Bay (9/11/22)
Longest Pass	64	Kirk Cousins vs. Green Bay (9/11/22)
Longest TD Pass	36	Kirk Cousins vs. Green Bay (9/11/22)

RECEIVING

Yards Receiving	184	Justin Jefferson vs. Green Bay (9/11/22)
Receptions	9	Justin Jefferson vs. Green Bay (9/11/22)
Longest Reception	64	Justin Jefferson vs. Green Bay (9/11/22)
TDs Receiving	2	Justin Jefferson vs. Green Bay (9/11/22)

VIKINGS DEFENSE

Interceptions	1	H. Smith vs. GB (9/11/22), J. Hicks at PHI (9/19/22), J. Mettelsius vs. DET (9/25/22)
Longest Interception Return	19	Jordan Hicks at Philadelphia (9/19/22)
Fumble Recoveries	1	Dalvin Tomlinson vs. Green Bay (9/11/22)
Longest Fumble Return	0	Dalvin Tomlinson vs. Green Bay (9/11/22)
Forced Fumbles	1	Jordan Hicks at Philadelphia (9/19/22)
QB Sacks	1.0	Four players
Solo Tackles	13	Harrison Smith at Philadelphia (9/19/22)
Assisted Tackles	8	Jordan Hicks vs. Green Bay (9/11/22)
Combined Tackles	14	Jordan Hicks vs. Green Bay and vs. DET (9/11, 9/25)
TFLs	2	Za'Darius Smith vs. Detroit (9/25/22)
QB Hurries	6	Za'Darius Smith vs. Green Bay (9/11/22)
Passes Defensed	2	Three players vs. Detroit (9/25/22)

VIKINGS SPECIAL TEAMS

Field Goals Made	2	Greg Joseph vs. Green Bay (9/11/22)
Field Goals Attempted	2	Greg Joseph vs. Green Bay, Detroit (9/11, 9/25)
Longest Field Goal	56	Greg Joseph vs. Green Bay (9/11/22)
Longest Punt	58	Ryan Wright at Philadelphia, vs. Detroit (9/19/22)
Longest Punt Return	11	Jalen Reagor vs. Detroit (9/25/22)
Longest Kickoff Return	29	Kene Nwangwu vs. Detroit (9/25/22)
Field Goal Block	1	Patrick Peterson blocks J. Elliott at Philadelphia (9/19/22)
PAT Block	--	--
Punt Block	--	--
Tackles	2	Troy Dye at Philadelphia (9/19/22), Ben Ellefson (9/25/22)
Forced Fumble	--	--
Fumble recovery	--	--

2022 OPPONENT INDIVIDUAL SINGLE GAME BESTS

OPPONENTS OFFENSE

RUSHING

Yards Rushing	87	Jamaal Williams vs. Detroit (9/25/22)
Rushing Attempts	20	Jamaal Williams vs. Detroit (9/25/22)
TDs Rushing	2	Jalen Hurts at Philadelphia (9/19/22), J. Williams vs. DET
Longest Rush	29	Aaron Jones Jake Elliott at Philadelphia (9/19/22)
Longest TD Rush	26	Jalen Hurts at Philadelphia (9/19/22)

PASSING

Yards Passing	333	Jalen Hurts at Philadelphia (9/19/22)
Passing Attempts	41	Jared Goff vs. Detroit (9/25/22)
Passes Completed	26	Jalen Hurts at Philadelphia (9/19/22)
TDs Passing	1	Jalen Hurts at Philadelphia (9/19/22)
Longest Pass	53	Jalen Hurts at Philadelphia (9/19/22)
Longest TD Pass	53	Jalen Hurts at Philadelphia (9/19/22)

RECEIVING

Yards Receiving	96	Josh Reynolds vs. Detroit (9/25/22)
Receptions	12	DeVontae Smith at Philadelphia (9/19/22)
Longest Reception	53	Quez Watkins at Philadelphia (9/19/22)
TDs Receiving	1	Quez Watkins at Philadelphia (9/19/22)

OPPONENTS DEFENSE

Interceptions	2	Darius Slay at Philadelphia (9/19/22)
Longest Interception Return	19	Darius Slay at Philadelphia (9/19/22)
Fumble Recoveries	1	DeShon Elliott vs. Detroit (9/25/22)
Longest Fumble Return	--	--
Forced Fumbles	1	Fletcher Cox at Philadelphia (9/19/22)
QB Sacks	1	Three players
Solo Tackles	9	A. Anzalone vs. Detroit (9/25/22)
Assisted Tackles	6	De'Vondre Campbell vs. Green Bay (9/11/22)
Combined Tackles	11	De'Vondre Campbell vs. Green Bay (9/11/22)
TFLs	3	Josh Sweat at Philadelphia (9/19/22)
QB Hurries	3	Josh Sweat at Philadelphia (9/19/22)
Passes Defensed	5	Darius Slay at Philadelphia (9/19/22)

OPPONENTS SPECIAL TEAMS

Field Goals Made	1	Jake Elliott at Philadelphia (9/19/22)
Field Goals Attempted	3	Austin Seibert vs. Detroit (9/25/22)
Longest Field Goal	40	Austin Seibert vs. Detroit (9/25/22)
Longest Punt	53	Pat O'Donnell vs. Green Bay (9/11/22)
Longest Punt Return (9/25/22)	12	Amari Rodgers vs. Green Bay (9/11/22), Khalif Raymond
Longest Kickoff Return	14	Amari Rodgers vs. Green Bay (9/11/22)
Field Goal Block	--	--
PAT Block	--	--
Punt Block	--	--
Tackles	1	W. Harris vs. Detroit (9/25/22)
Forced Fumble	--	--
Fumble recovery	--	--

2022 VIKINGS & OPPONENT SINGLE GAME BESTS

VIKINGS OFFENSE

Points	28	vs. Detroit (9/25/22)
First Downs	30	vs. Detroit (9/25/22)
Total Offense	395	vs. Green Bay (9/11/22)
Net Yards Rushing	126	vs. Green Bay (9/11/22)
Net Yards Passing	269	vs. Green Bay (9/11/22)
Rushing Attempts	28	vs. Green Bay (9/11/22)
Passing Attempts	46	at Philadelphia (9/19/22)
Passes Completed	27	at Philadelphia (9/19/22)

VIKINGS DEFENSE

Interceptions	1	vs. GB (9/11/22), at PHI (9/19/22), vs. Detroit (9/25/22)
Longest Interception Return	19	at Philadelphia (9/19/22)
Longest Fumble Return	0	vs. Green Bay (9/11/22)
QB Sacks	4.0	vs. Green Bay (9/11/22)
QB Hurries	6	at Philadelphia (9/19/22)
Tackles for Loss	7	vs. Green Bay (9/11/22)
Forced Fumbles	1	vs. Green Bay (9/11/22)
Passes Defensed	7	vs. Detroit (9/25/22)
Solo Tackles	59	at Philadelphia (9/19/22)

OPPONENTS OFFENSE

Points	24	at Philadelphia (9/19/22), vs. Detroit (9/25/22)
First Downs	25	at Philadelphia (9/19/22)
Total Offense	486	at Philadelphia (9/19/22)
Net Yards Rushing	163	at Philadelphia (9/19/22)
Net Yards Passing	323	at Philadelphia (9/19/22)
Rushing Attempts	34	at Philadelphia (9/19/22)
Passing Attempts	34	at Philadelphia (9/19/22)
Passes Completed	26	at Philadelphia (9/19/22)

OPPONENTS DEFENSE

Interceptions	2	at Philadelphia (9/19/22)
Longest Interception Return	19	at Philadelphia (9/19/22)
Longest Fumble Return	--	--
QB Sacks	2.0	at Philadelphia (9/19/22)
QB Hurries	8	vs. Green Bay (9/11/22)
Tackles for Loss	7	at Philadelphia (9/19/22)
Forced Fumbles	1	at Philadelphia (9/19/22)
Passes Defensed	11	at Philadelphia (9/19/22)
Solo Tackles	44	vs. Green Bay (9/11/22)
Combined Tackles	64	v. Green Bay (9/11/22)

2022 WEEK BY WEEK LEADERS

OPP.	RUSHES	RUSH YDS	REC.	REC. YDS	SACKS	TACKLES
9/11 vs. GB	D. Cook (20)	D. Cook (90)	J. Jefferson (11)	J. Jefferson (184)	Z. Smith (1.0)	J. Hicks (14)
9/19 at PHI	D. Cook (6)	K. Cousins (20)	J. Jefferson (6)	A. Thielen (52)	D. Wonnum (1.0)	H. Smith (14)
9/25 vs. DET	D. Cook (17)	D. Cook (96)	A. Thielen (6)	A. Thielen (61)	--	J. Hicks (14)

2022 GAME BY GAME STARTERS

VIKINGS OFFENSE																	
Week	1	2	3	4	5	6	8	9	10	11	12	13	14	15	16	17	18
Date	9/11	9/19	9/25	10/2	10/9	10/16	10/30	11/6	11/13	11/20	11/24	12/4	12/11	TBD	12/24	1/1	TBD
Opp.	GB	@PHI	DET	@N.O.	CHI	@MIA	ARI	@WAS	@BUF	DAL	@NE	@NYJ	@DET	IND	NYG	@GB	@CHI
WR	Jefferson	Jefferson	Jefferson														
LT	Darisaaw	Darisaaw	Darisaaw														
LG	Cleveland	Cleveland	Cleveland														
C	Bradbury	Bradbury	Bradbury														
RG	Ingram	Ingram	Ingram														
RT	O'Neill	O'Neill	O'Neill														
WR/TE	Osborn	Osborn	Osborn														
WR	Thielen	Thielen	Thielen														
QB	Cousins	Cousins	Cousins														
RB	Cook	Cook	Cook														
FB/TE/WR	Mundt	Mundt	Ham														

VIKINGS DEFENSE																	
Week	1	2	3	4	5	6	8	9	10	11	12	13	14	15	16	17	18
Date	9/11	9/19	9/25	10/2	10/9	10/16	10/30	11/6	11/13	11/20	11/24	12/4	12/11	TBD	12/24	1/1	TBD
Opp.	GB	@PHI	DET	@N.O.	CHI	@MIA	ARI	@WAS	@BUF	DAL	@NE	@NYJ	@DET	IND	NYG	@GB	@CHI
OLB	Hunter	Hunter	Hunter														
DE	Tomlinson	Tomlinson	Tomlinson														
NT	Phillips	Phillips	Phillips														
OLB	Smith	Smith	Smith														
LB	Hicks	Hicks	Hicks														
MLB	Kendricks	Kendricks	Kendricks														
DE/DB	Bullard	Sullivan	Sullivan														
CB	Dantzler Sr.	Dantzler Sr.	Dantzler Sr.														
CB	Peterson	Peterson	Peterson														
S	Smith	Smith	Metellus														
S	Bynum	Bynum	Bynum														

2022 LONG PLAYS

CATCHES OF 20+ YARDS (8)

20	Justin Jefferson from Kirk Cousins vs. Green Bay (9/11/22)
22	Justin Jefferson from Kirk Cousins vs. Green Bay (9/11/22)
64t	Justin Jefferson from Kirk Cousins vs. Green Bay (9/11/22)
36	Justin Jefferson from Kirk Cousins vs. Green Bay (9/11/22)
22	Adam Thielen from Kirk Cousins vs. Green Bay (9/11/22)
21	Justin Jefferson from Kirk Cousins vs. Green Bay (9/11/22)
28	K.J. Osborn from Kirk Cousins vs. Detroit (9/25/22)
28	K.J. Osborn from Kirk Cousins vs. Detroit (9/25/22)

PASSES OF 20+ YARDS (8)

20	Kirk Cousins to Justin Jefferson vs. Green Bay (9/11/22)
22	Kirk Cousins to Justin Jefferson vs. Green Bay (9/11/22)
64t	Kirk Cousins to Justin Jefferson vs. Green Bay (9/11/22)
36	Kirk Cousins to Justin Jefferson vs. Green Bay (9/11/22)
22	Kirk Cousins to Adam Thielen vs. Green Bay (9/11/22)
21	Kirk Cousins to Justin Jefferson vs. Green Bay (9/11/22)
28	Kirk Cousins to K.J. Osborn vs. Detroit (9/25/22)
28	Kirk Cousins to K.J. Osborn vs. Detroit (9/25/22)

2022 LONG PLAYS

LONG TOUCHDOWNS OF 15+ YARDS (1)

- 36Justin Jefferson from Kirk Cousins vs. Green Bay (9/11/22)
- 28K.J. Osborn from Kirk Cousins vs. Detroit (9/25/22)

INTERCEPTION RETURNS OF 10+ YARDS (0)

LONG FIELD GOALS OF 40+ YARDS (1)

- 56Greg Joseph vs. Green Bay (9/11/22)

RUSHES OF 15+ YARDS (1)

- 16Dalvin Cook vs. Green Bay (9/11/22)
- 17Jalen Reagor at Philadelphia

PUNTS OF 50+ YARDS (25)

- 56Ryan Wright vs. Green Bay (9/11/22)
- 53Ryan Wright vs. Green Bay (9/11/22)
- 56Ryan Wright at Philadelphia (9/19/22)
- 58Ryan Wright at Philadelphia (9/19/22)
- 58Ryan Wright at Philadelphia (9/25/22)

2022 REGULAR SEASON VIKINGS SNAP COUNTS: OFFENSE

OPPONENT	GB	@ PHI	DET	NO/	CHI	@ MIA	ARI	@ WAS	@ BUF	DAL	NE	NVJ	@ DET	IND	NYG	@ GB	CHI	SNAPS	%
TOTAL PLAYS	62	61	72															195	
Cousins, Kirk	62	61	72															195	100.0%
Cook, Dalvin	48	61	44															134	68.7%
Ham, C.J.	14	42	13															30	15.4%
Mattison, Alexander	14	3	28															61	31.3%
Jefferson, Justin	57	19	72															189	96.9%
Osborn, K.J.	42	60	54															143	73.3%
Thielen, Adam	59	47	70															188	96.4%
Mundt, Johnny	40	59	28															96	49.2%
Smith Jr., Irv	19	28	37															90	46.2%
Ellefson, Ben	17	34	13															33	16.9%
Bradbury, Garrett	62	3	72															195	100.0%
Brandel, Blake	1	61	0															1	0.5%
Cleveland, Ezra	62	0	72															195	100.0%
Ingram, Ed	62	61	72															195	100.0%
Darrisaw, Christian	61	61	72															194	99.5%
O'Neill, Brian	62	61	72															195	100.0%
Reagor, Jalen		10	1															11	5.6%

2022 REGULAR SEASON VIKINGS SNAP COUNTS: DEFENSE

OPPONENT	GB	@ PHI	DET	NO/	CHI	@ MIA	ARI	@ WAS	@ BUF	DAL	NE	NVJ	@ DET	IND	NYG	@ GB	CHI	SNAPS	%
TOTAL PLAYS	61	73	78															212	
Hunter, Danielle	48	55	65															168	79.2%
Smith, Za'Darius	45	54	63															162	76.4%
Tomlinson, Dalvin	39	53	58															150	70.8%
Wonnum, D.J.	21	32	34															87	41.0%
Hicks, Jordan	59	57	68															184	86.8%
Kendricks, Eric	61	73	78															212	100.0%
Lynch, James	16	18	9															43	20.3%
Phillips, Harrison	36	47	55															138	82.1%
Bullard, Jonathan	29	29	34															92	43.4%
Jones II, Pat	14	18	14															46	21.7%
Blacklock, Ross	10	5	8															23	10.8%
Sullivan, Chandon	49	68	60															177	83.5%
Bynum, Camryn	61	73	78															212	100.0%
Dantzer Sr., Cameron	55	52	78															185	87.3%
Metellus, Josh	0	0	78															78	36.7%
Peterson, Patrick	61	73	78															212	100.0%
Smith, Harrison	61	64	0															125	59.0%

2022 VIKINGS SNAP COUNTS: SPECIAL TEAMS

OPPONENT	GB	@ PHI	DET	NO/	CHI	@ MIA	ARI	@ WAS	@ BUF	DAL	NE	NYJ	@ DET	IND	NYG	@ GB	CHI	SNAPS	%
TOTAL PLAYS	23	22	28															73	
Asamoah II, Brian	17	15	16															48	73.9%
Booth Jr., Andrew	2	0	0															2	8%
Boyd, Kris	17	20	22															59	82.2%
Bynum, Camryn	3	5	6															14	17.8%
Cleveland, Ezra	5	1	6															12	13.3%
Darrisaw, Christian	5	1	6															12	13.3%
DePaola, Andrew	10	6	9															25	35.6%
Dorn, Myles	9	0	13															22	20.0%
Dye, Troy	17	15	16															48	71.1%
Evans, Akayleb	10	6	11															27	43.0%
Ellefson, Ben	12	10	14															36	48.9%
Ham, C.J.	17	15	16															48	71.1%
Hicks, Jordan	1	5	6															12	4.3%
Hunter, Danielle	1	5	5															11	13.3%
Ingram, Ed	5	1	6															12	21.7%
Jones II, Patrick	11	10	14															35	46.7%
Joseph, Greg	11	3	11															25	31.1%
Kendricks, Eric	1	5	6															12	13.3%
Lynch, James	16	0	9															25	35.6%
Mattison, Alexander	2	4	5															11	13.3%
Metellus, Josh	18	20	10															48	84.4%
Mundt, Johnny	5	4	8															17	21.7%
Nailor, Jalen	13	8	7															28	56.0%
Nwangwu, Kene	6	9	6															21	26.0%
O'Neill, Brian	5	1	6															12	13.3%
Peterson, Patrick	1	5	6															12	13.3%
Phillips, Harrison	6	6	12															24	26.0%
Reagor, Jalen	4	4	3															11	17.0%
Schlottmann, Austin	5	1	6															12	21.7%
Shelley, Duke	0	3	5															8	28%
Sullivan, Chandon	6	3	2															11	26.0%
Tomlinson, Dalvin	1	5	6															12	13.3%
Udoh, Oluisaemeka	3	1	6															10	8.9%
Wonnum, D.J.	12	13	12															37	55.6%
Wright, Ryan	10	6	9															25	35.6%

2022 GAMEDAY INACTIVES

GREEN BAY (9/11)

S Lewis Cline, RB Ty Chandler, OLB Luiji Vilain, G/C Chris Reed, T Vederian Lowe, DL Ezezi Otomewo

AT PHILADELPHIA (9/19)

CB Andrew Booth Jr., RB Ty Chandler, OLB Luiji Vilain, G/C Chris Reed, T Vederian Lowe, DL Ezezi Otomewo

DETROIT (9/25)

S Harrison Smith, CB Andrew Booth Jr., RB Ty Chandler, OLB Luiji Vilain, G/C Chris Reed, T Vederian Lowe, DL Ezezi Otomewo

VIKINGS REGULAR SEASON RECORD WHEN...

Overall	2-1	Had 0.0-2.5 Sacks	2-1
Home.....	2-0	Had 3.0+ Sacks	1-0
Away	0-1	Opp. had 0.0-2.5 Sacks	2-0
NFC	2-1	Opp. had 3.0+ Sacks.....	0-0
NFC North	2-0		
AFC.....	0-0	0-15 First Downs.....	0-1
		16-25 First Downs.....	1-0
Day Game (Before 2 p.m. CT).....	1-0	26+ First Downs	1-0
Afternoon Game (Between 2 - 5 p.m. CT).....	1-0		
Night Game (After 5 p.m. CT).....	0-1	30%+ Third Down Efficiency	1-1
		29%- Third Down Efficiency	1-0
September	2-1	Opp. had 30%+ Third Down Efficiency	1-1
October	0-0	Opp. had 29%- Third Down Efficiency.....	1-0
November	0-0		
December.....	0-0	249- Total Net Yards.....	0-0
January.....	0-0	250+ Total Net Yards.....	0-1
		300+ Total Net Yards	2-0
Sunday.....	2-0	400+ Total Net Yards	3-3
Monday.....	0-1	500+ Total Net Yards	1-0
Thursday.....	0-0		
1-Possession Game (8 Points or Less)	1-0	150+ Net Yards Rushing.....	0-0
2-Possession Game (9 Points or More).....	1-1	200+ Net Yards Rushing.....	0-0
Overtime	0-0	200+ Net Yards Passing.....	0-0
		300+ Net Yards Passing.....	0-0
Scored 0-14	0-1	25+ Rushing Attempts	1-0
Scored 15-21.....	0-0	30+ Rushing Attempts.....	0-0
Scored 22-28.....	2-0	Had 100-Yard Rusher.....	0-0
Scored 29-35.....	0-0	Had 100-Yard Receiver	1-0
Scored 36+.....	0-0		
Opponent Scored 0-14.....	1-0	Opp. had 0-250 Total Net Yards	0-0
Opponent Scored 15-21.....	0-0	Opp. had 251-300 Total Net Yards.....	0-0
Opponent Scored 22-28	1-1	Opp. had 301-400 Total Net Yards	1-1
Opponent Scored 29-35	0-0	Opp. had 401+ Total Net Yards	1-0
Opponent Scored 36+	0-0		
Scored in First Quarter.....	1-0	Opp. had 0-100 Net Yards Rushing	0-0
Opponent Scored in First Quarter	1-1	Opp. had 101-150 Net Yards Rushing.....	2-0
		Opp. had 151+ Net Yards Rushing	0-1
Scored First.....	1-0	Opp. had 0-100 Net Yards Passing	0-0
Opponent Scored First	1-1	Opp. had 101-200 Net Yards Passing.....	0-0
		Opp. had 201-300 Net Yards Passing	1-0
After Halftime		Opp. had 301+ Net Yards Passing.....	0-1
Leading	1-0	Opp. had 0-25 Rushing Attempts.....	1-0
Trailing.....	0-1	Opp. had 26+ Rushing Attempts	1-1
Tied.....	1-0	Opp. had 100-Yard Rusher	0-0
		Opp. had 100-Yard Receiver	0-0
After Third Quarter			
Leading	1-0	Doors of U.S. Bank Stadium Open.....	2-0
Trailing.....	1-1	Doors of U.S. Bank Stadium Closed	0-0
Tied.....	0-0	Playing on Artificial Surface	2-0
		Playing on Grass.....	0-1
Had 0 Turnovers	1-0	Won Coin Toss	1-1
Had 1+ Turnovers	1-0	Lost Coin Toss.....	1-0
Had 2+ Turnovers	0-1		
Opponent had 0 Turnovers	0-0	Wearing Purple Jersey/White Pants	2-0
Opponent had 1+ Turnovers.....	2-1	Wearing White Jersey/Purple Pants	0-0
Opponent had 2+ Turnovers	1-0	Wearing Purple Jersey/Purple Pants (yellow stripe).....	0-0
		Wearing White Jersey/White Pants	0-1

VIKINGS PLAYOFFS RECORD WHEN...

Overall	--	0-15 First Downs.....	--
Home.....	--	16-25 First Downs.....	--
Away	--	26+ First Downs	--
NFC.....	--	30%+ Third Down Efficiency	--
NFC North	--	29%- Third Down Efficiency	--
AFC.....	--	Opp. had 30%+ Third Down Efficiency	--
Day Game (Before 2 p.m. CT).....	--	Opp. had 29%- Third Down Efficiency.....	--
Afternoon Game (Between 2 - 5 p.m. CT).....	--	249- Total Net Yards.....	--
Night Game (After 5 p.m. CT).....	--	250+ Total Net Yards.....	--
January	--	300+ Total Net Yards	--
Saturday	--	400+ Total Net Yards	--
Sunday.....	--	500+ Total Net Yards	--
1-Possession Game (8 Points or Less)	--	150+ Net Yards Rushing.....	--
2-Possession Game (9 Points or More)	--	200+ Net Yards Rushing.....	--
Overtime	--	200+ Net Yards Passing.....	--
Scored 0-14	--	300+ Net Yards Passing.....	--
Scored 15-21	--	25+ Rushing Attempts	--
Scored 22-28	--	30+ Rushing Attempts.....	--
Scored 29-35.....	--	Had 100-Yard Rusher.....	--
Scored 36+	--	Had 100-Yard Receiver	--
Opponent Scored 0-14.....	--	Opp. had 0-250 Total Net Yards	--
Opponent Scored 15-21.....	--	Opp. had 251-300 Total Net Yards.....	--
Opponent Scored 22-28	--	Opp. had 301-400 Total Net Yards	--
Opponent Scored 29-35	--	Opp. had 401+ Total Net Yards	--
Opponent Scored 36+	--	Opp. had 0-100 Net Yards Rushing	--
Scored in First Quarter.....	--	Opp. had 101-150 Net Yards Rushing.....	--
Opponent Scored in First Quarter	--	Opp. had 151+ Net Yards Rushing.....	--
Scored First.....	--	Opp. had 0-100 Net Yards Passing	--
Opponent Scored First.....	--	Opp. had 101-200 Net Yards Passing.....	--
After Halftime		Opp. had 201-300 Net Yards Passing.....	--
Leading	--	Opp. had 301+ Net Yards Passing.....	--
Trailing.....	--	Opp. had 0-25 Rushing Attempts.....	--
Tied.....	--	Opp. had 26+ Rushing Attempts	--
After Third Quarter		Opp. had 100-Yard Rusher	--
Leading	--	Opp. had 100-Yard Receiver	--
Trailing.....	--	Doors of U.S. Bank Stadium Open.....	--
Tied.....	--	Doors of U.S. Bank Stadium Closed	--
Had 0 Turnovers	--	Playing on Artificial Surface	--
Had 1+ Turnovers	--	Playing on Grass	--
Had 2+ Turnovers	--	Won Coin Toss	--
Opponent had 0 Turnovers	--	Lost Coin Toss.....	--
Opponent had 1+ Turnovers	--	Wearing Purple Jersey/White Pants	--
Opponent had 2+ Turnovers	--	Wearing White Jersey/Purple Pants	--
Had 0.0-2.5 Sacks	--	Wearing Purple Jersey/Purple Pants	--
Had 3.0+ Sacks.....	--		
Opp. had 0.0-2.5 Sacks	--		
Opp. had 3.0+ Sacks.....	--		

THE LAST TIME - REGULAR SEASON

BY THE VIKINGS	CATEGORY	BY AN OPPONENT
458 yards, vs. Pittsburgh, 12/9/21	400 Yards Total Offense	416 yards, vs. Detroit, 9/25/22
571 yards, at Carolina, 10/17/21	500 Yards Total Offense	500 yards, at Baltimore, 11/7/21
Kirk Cousins, 315 yards, vs. LAR, 12/26/21	300 Yards Passing In A Game By A Player	Andy Dalton, 325, vs. Chicago, 1/9/22
Kirk Cousins, 405 yards, at Detroit, 1/3/21	400 Yards Passing In A Game By A Player	Kyler Murray, 400 yards, at Arizona, 9/19/21
Kirk Cousins, at Detroit, 10/20/19	4 TD Passes In A Game By A Player	Aaron Rodgers (4 TDs), vs. Green Bay, 11/21/21
Dalvin Cook, 110 yards, at Baltimore, 11/7/21	100 Yards Rushing In A Game By A Player	Sony Michel, 131 yards, vs. LAR, 12/26/21
Dalvin Cook, 205, vs. Pittsburgh, 12/9/21	200 Yards Rushing In A Game By A Player	Walter Payton, 275 yards, at Chicago, 11/20/77
Justin Jefferson 107 184 yards, vs. GB, 9/11/22	100 Yards Receiving In A Game By A Player	Darnell Mooeny, 126 yards, vs. Chicago, 1/9/22
Adam Thielen, 202 yards, at Green Bay, 12/24/16	200 Yards Receiving In A Game By A Player	Alshon Jeffery, 249 yards, vs. Chicago, 12/1/13
Dalvin Cook, at Green Bay, 11/1/20	3 TDs Rushing In A Game By A Player	Alvin Kamara (6 TDs), at New Orleans, 12/25/20
Stefon Diggs (62, 51, 11), vs. Philadelphia, 10/13/19	3 TD Catches In A Game By A Player	Davante Adams (5, 1, 7), at Green Bay, 11/1/20
Dalvin Cook, at Green Bay, 11/1/20 (3 rushing, 1 receiving)	3 TD In A Game By A Player	Alvin Kamara, at New Orleans, 12/25/20 (6 rushing)
Dalvin Cook, at Green Bay, 11/1/20 (3 rushing, 1 receiving)	4 TD In A Game By A Player	Alvin Kamara, at New Orleans, 12/25/20 (6 rushing)
Darren Sharper, at N.Y. Giants, 11/13/05	3 INTs In A Game By A Player	Deltha O'Neal, at Cincinnati, 9/18/05
Marcus Sherels, 79 yards, vs. Houston, 10/9/16	Punt Returned For A TD	Brandon Powell, 61 yards.vs. LAR, 12/26/21
Kene Nwangwu, 99 yards, at San Francisco, 11/28/21	Kickoff Returned For A TD	Cordarrelle Patterson, 104 yards, at Chicago, 11/16/20
Patrick Peterson, 66 yards, vs. Chicago, 1/9/22	INT Returned For A TD	Joe Schobert, 43 yards vs. Jacksonville, 12/6/20
Ifeadi Odenigbo, 56 yards, at Los Angeles Chargers, 12/15/19	Fumble Returned For A TD	Jeremy Chinn (2x), 17 and 28 yards, vs. Carolina, 11/29/20
Eric Wilson, vs. Atlanta, 9/8/19	Punt Blocked	Damien Williams, at Chicago, 12/20/21
Adam Thielen, 30 yards and Everson Griffen 43 yards vs. Carolina, 11/30/14 (Blocked by Adam Thielen and Jasper Brinkley, respectively)	Punt Blocked For TD	K. Robinson, recovered for 4-yard TD, at Carolina, 10/17/21 (Blocked by Frankie Luvu)
Mike Merriweather, vs. L.A. Rams, 11/5/89	Punt Blocked For Safety	Terrence Fede, at Miami, 12/21/14
Mike Glennon sacked in end zone by Ifeadi Odenigbo vs. Jacksonville, 12/6/20	Safety Recorded	Kirk Cousins sacked in end zone by DeForest Buckner at Indianapolis, 9/20/20
Patrick Peterson, at Philadelphia, 9/19/22	Field Goal Blocked	Bobby Wagner, at Seattle, 12/10/18
Antoine Winfield, 59 yards, at New Orleans, 10/6/08	Blocked FG Returned For A TD	Chandler Jones, 58 yards, vs. New England, 9/14/14
Greg Joseph, vs. Pittsburgh, 12/9/21	PAT Missed (1 pt.)	Matt Prater, at Detroit Lions, 1/3/21
Eric Wilson, vs. Dallas, 11/22/20	PAT Blocked	Tony Brown, at Green Bay, 9/15/19
Minnesota 50, Jacksonville 10, 12/20/98	50 Points Scored In A Game	New Orleans 52, Minnesota 34, 12/25/20
Minnesota 42, Detroit 30, 10/20/19	40 Points Scored In A Game	New Orleans 52, Minnesota 34, 12/25/20
Minnesota 16, Green Bay 0, 12/23/17	Shutout Scored	Green Bay 34, Minnesota 0, 11/1/07
Minnesota 34, Carolina 28, 10/17/21	Overtime Victory	Baltimore 34, Minnesota 31, 11/7/21
Dalvin Cook rush, vs. Green Bay, 11/21/21	Successful Two-Point Conversion	B. Roethlisberger pass to D. Johnson, vs. Pittsburgh, 12/9/21


THE LAST TIME - PLAYOFFS

BY THE VIKINGS	CATEGORY	BY AN OPPONENT
403 yards, vs New Orleans, 1/14/18	400 Yards Total Offense	456 yards, at Philadelphia, 1/21/18
Has never happened	500 Yards Total Offense	518 yards, at N.Y. Giants, 1/14/01
Case Keenum, 318 yards, vs. New Orleans, 1/14/18	300 Yards Passing In A Game By A Player	Nick Foles, 352 yards, at Philadelphia, 1/21/18
Jeff George, 424 yards, at St. Louis, 1/16/00	400 Yards Passing In A Game By A Player	Has never happened
Brett Favre, vs Dallas, 1/17/10	4 TD Passes In A Game By A Player	Kerry Collins (5), at N.Y. Giants, 1/14/01
Adrian Peterson, 122 yards, at New Orleans, 1/24/10	100 Yards Rushing In A Game By A Player	Tevin Coleman, 105 yards, at San Francisco, 1/11/20
Has never happened	200 Yards Rushing In A Game By A Player	Has never happened
Adam Thielen, 129 yards, at New Orleans, 1/5/20	100 Yards Receiving In A Game By A Player	Ike Hilliard, 155 yards, at N.Y. Giants, 1/14/01
Anthony Carter, 227 yards, at S.F., 1/9/88	200 Yards Receiving In A Game By A Player	Has never happened
Adrian Peterson, at New Orleans, 1/24/10	3 TDs Rushing In A Game By A Player	Has never happened
Sydney Rice, (47, 16, 45) vs. Dallas, 1/17/10	3 TD Catches In A Game By A Player	Has never happened
Adrian Peterson, at New Orleans, 1/24/10 (3 rushing)	3 TD In A Game By A Player	Nick Foles, at Philadelphia, 1/21/18 (3 passing)
Has never happened	4 TD In A Game By A Player	Has never happened
Has never happened	3 INTs In A Game By A Player	Has never happened
Anthony Carter, 84 yards, at New Orleans, 1/3/88	Punt Returned For A TD	Golden Richards, 63 yards, at Dallas, 12/30/73
Has never happened	Kickoff Returned For A TD	Tony Horne, 95 yards, at St. Louis, 1/16/00
Reggie Rutland, 27 yards, at San Francisco, 1/9/88	INT Returned For A TD	Patrick Robinson, 50 yards, at Philadelphia, 1/21/18
Nate Wright, 20 yards, vs. St. Louis, 12/21/74	Fumble Returned For A TD	Kevin Miniefield, 48 yards, vs. Chicago, 1/1/95
Scott Studwell, at L.A. Rams, 12/31/78	Punt Blocked	Spencer Tillman, at San Francisco, 1/6/90
Terry Brown, recovered in end zone, vs. Pittsburgh 1/12/75 (Blocked by Matt Blair)	Punt Blocked For TD	Doug Rogers recovered blocked kick in end zone, vs. Atlanta, 1/9/83 (Blocked by Paul Davis)
Has never happened	Punt Blocked For Safety	Has never happened
Ron Jaworski tackled in end zone by Doug Martin and Matt Blair, at Philadelphia, 1/3/81	Safety Recorded	Fran Tarkenton tackled in end zone, vs. Pittsburgh, 1/12/75
Matt Blair, at Philadelphia, 1/3/81	Field Goal Blocked	at Green Bay, 1/9/05
Bobby Bryant, 90 yards, vs. L.A. Rams, 12/26/76	Blocked FG Returned For A TD	Has never happened
Chuck Nelson, at San Francisco, 1/1/89	PAT Missed (1 pt.)	Mike Cofer, at San Francisco, 1/6/90
Carl Eller, at Dallas, 1/1/78	PAT Blocked	Has never happened
Has never happened	50 Points Scored In A Game	Has never happened
Minnesota 41, Miami 17, 12/16/18	40 Points Scored In A Game	N.Y. Giants 41, Minnesota 0, 1/14/01
Has never happened	Shutout Scored	N.Y. Giants 41, Minnesota 0, 1/14/01
Minnesota 26, New Orleans 20, 1/5/20	Overtime Victory	New Orleans 31, Minnesota 28, 1/24/10
Leroy Hoard run, at St. Louis, 1/16/00	Successful Two-Point Conversion	Has never happened

2022 MINNESOTA VIKINGS

PLAYER & COACH BIOS





KEVIN O'CONNELL

HEAD COACH

NFL HEAD COACH: First season

OVERALL NFL EXPERIENCE: 12th season (8 coaching, 4 playing)

COACHING EXPERIENCE: Eighth season



The Minnesota Vikings named Kevin O'Connell as the 10th head coach in franchise history on Feb. 16, 2022. Coming off a Super Bowl LVI victory over the Cincinnati Bengals, O'Connell joins the Vikings after serving as the offensive coordinator for the Los Angeles Rams the past two seasons.

O'Connell, who led the Rams to finish ninth in total offense (372.1 yards per game) this season, helped his unit rank second in plays of 50-plus yards (10), fourth in yards per play (5.98) and eighth in offensive touchdowns (51) in 2021. Under the guidance of O'Connell, Rams QB Matthew Stafford and WR Cooper Kupp both had career years in 2021. Stafford set the single-season team record for passing yards (4,886) and tied Kurt Warner from his 1999 MVP season for the most passing touchdowns in a season by a Rams quarterback with 41, while also winning his first playoff game in his 13th season in the NFL. Kupp, who was named 2021 NFL Offensive Player of the Year by *The Associated Press* and Super Bowl LVI MVP, had one of the best receiving seasons in NFL history, leading the NFL in receptions (145), receiving yards (1,947) and receiving touchdowns (16), earning AP First-Team All-Pro and Pro Bowl honors.

During the 2021 season, O'Connell's lone season with Stafford, the signal caller threw for the third-most passing yards (4,886) and second-most touchdowns (41) in the NFL, all while achieving his career-best 102.9 passer rating (in seasons with more than eight starts), the sixth-best in the NFL. Kupp's wide receiver Triple Crown in 2021, which he won after leading the NFL in receptions (145), receiving yards (1,947) and touchdowns (16), joined him with WR Jerry Rice (San Francisco 49ers, 1990), WR Sterling Sharpe (Green Bay Packers, 1992) and WR Steve Smith (Carolina Panthers, 2005) as the only players since the 1970 merger to achieve this feat. Kupp's 145 receptions and 1,947 receiving yards both ranked as the second-highest single-season totals in NFL history, trailing only Michael Thomas's 149 receptions in 2019 and Calvin Johnson's 1,964 receiving yards in 2012.

O'Connell was instrumental in aiding mid-season free agent signee WR Odell Beckham, Jr., to five receiving touchdowns in eight games played with the team, the most since his 2018 season with the New York Giants. O'Connell also helped the Rams offense tie for seventh in scoring offense (27.1 points per game) and score on 45.9% of their offensive drives, which ranked third in the NFL behind the Kansas City Chiefs (48.2) and New England Patriots (48.0).

The 2020 Rams offense featured the 10th-ranked rushing attack, posting 126.1 yards per game on the ground, behind two 600-plus rushing seasons from RB Cam Akers and RB Darrell

Henderson. Anchored by T Andrew Whitworth, the oldest offensive lineman in the NFL, the Rams offensive line only allowed 56 sacks in the two years O'Connell was in Los Angeles, which was good for the seventh-fewest among NFL clubs. The offensive line's sack rate, 4.5%, was the fifth-lowest in the NFL over the past two years. In addition to helping QB Jared Goff to his fourth consecutive season with at least 3,800 passing yards and 20 touchdowns in 2020, O'Connell prepared QB John Wolford for a win-and-in game against the Arizona Cardinals in Week 17, helping him pass for 231 yards and rush for 56 more in his NFL debut, while leading the Rams to a 18-7 victory and a playoff berth.

Under O'Connell, Rams quarterbacks have thrown for 1,517 passing yards (third in NFL), 11 touchdowns (fourth in NFL) and a 106.4 passer rating in playoff games (second in NFL). He recently coached Stafford to a Super Bowl win, helping him post a 4-0 record in the postseason and 108.3 passer rating, which trailed only QB Josh Allen and QB Patrick Mahomes. Furthermore, the Rams' 1,186 passing yards in the 2021 playoffs were the most in NFL history, surpassing the 2011 New York Giants (1,144). O'Connell helped Kupp (478) and Beckham, Jr., (288) post a combined 766 receiving yards in the playoffs, the most by any wide receiver duo this postseason.

Prior to joining the Rams, O'Connell worked in Washington, serving as the quarterbacks coach in 2017-18 and the offensive coordinator in 2019. O'Connell coached QB Kirk Cousins in 2017, helping him throw for more than 4,000 yards and 27 touchdowns, and record a career-high 342 rushing yards and a league-leading four game-winning drives. Cousins' 4,093 passing yards marked his third-consecutive 4,000-yard passing season, helping him become the 11th quarterback in NFL history to accomplish this feat. During the 2018 season, O'Connell was tasked with getting three different quarterbacks (Josh Johnson, Colt McCoy and Mark Sanchez) up to speed following a devastating injury to starting QB Alex Smith.

In 2019, O'Connell helped guide rookie WR Terry McLaurin to 58 receptions, 919 receiving yards and seven touchdowns, the second-most receptions and third-most receiving yards and touchdowns among rookies in franchise history. O'Connell oversaw the production of three quarterbacks in 2019, specifically rookie QB Dwayne Haskins, Jr. Once Haskins, Jr., became the full-time starter in Week 9, he passed for 1,225 yards, seven touchdowns, three interceptions and an 85.5 passer rating. O'Connell also helped Vikings all-time leading rusher Adrian Peterson eclipse 1,000 scrimmage yards (1,040) at the age of 34.

Since O'Connell became an offensive coordinator in 2019, he has coached one Super Bowl MVP (Kupp), two Pro Bowlers (G Brandon Scherff and Kupp), one All-Pro (Kupp) and one PFWA All-Rookie Team member (McLaurin).

O'Connell worked on special projects with the San Francisco 49ers in 2016, where he overlapped with Vikings General Manager Kwesi Adofo-Mensah. Prior to his one year in San Francisco, O'Connell was the quarterbacks coach in Cleveland during the

WHAT'S KUPP?

Under O'Connell, WR Cooper Kupp had one of the best seasons by a wide receiver in NFL history. (145 rec., 1,947 yards, 16 TDs)

- NFL Receiving Triple Crown Winner
- Offensive Player of the Year
- Super Bowl MVP

Kupp is the only receiver in NFL history to accomplish this in a single season. WR Jerry Rice is the only other receiver to do this in a career, completing this in a six-year span (1985-1990).

2015 season, assisting QB Josh McCown to becoming the only player in team history to throw for 300 or more passing yards in three consecutive games. McCown also broke the single-game passing record in 2015, throwing for 457 yards against the Baltimore Ravens.

As a player, O'Connell was drafted in the third round (94th pick) of the 2008 NFL Draft by the New England Patriots out of San Diego State. He played one season for the Patriots behind QB Matt Cassel following a season-ending injury to QB Tom Brady. During the 2009 preseason, O'Connell was claimed by the Detroit Lions and was then later traded to the New York Jets for a seventh-round pick. Before his NFL career ended in 2012, O'Connell spent time with the Miami Dolphins, a second-stint with the Jets and the San Diego Chargers.

As a four-year captain at San Diego State, O'Connell finished his career after appearing in 40 games while ranking third in completions (664), fourth in passing yards (7,689) and fifth in passing touchdowns (46) in school history. The Carlsbad, California, native and his wife, Leah, have two sons, Kaden and Kolten, and a daughter, Quinn. O'Connell's father, Bill, was a longtime FBI agent, and his mother, Suzanne had a career as an educator. O'Connell has an older sister, Kelley, who is an attorney.

O'CONNELL'S BACKGROUND

Player (QB)

2004-07	San Diego State
2008	New England Patriots
2009	Detroit Lions*
2009-10	New York Jets
2011	Miami Dolphins*
2011	New York Jets
2012	San Diego Chargers*

*Offseason or practice squad member

Coach

2015	Quarterbacks	// Cleveland Browns
2016	Special Projects	// San Francisco 49ers
2017-18	Quarterbacks	// Washington Commanders
2019	Offensive Coordinator	// Washington Commanders
2020-21	Offensive Coordinator	// Los Angeles Rams
2022	Head Coach	// Minnesota Vikings

O'CONNELL'S YEAR-BY-YEAR (PLAYER & COACH)

Year..... Team..... W .. LPlayoff Appearance

Player (QB)

2008	New England	11	5
2009	Detroit Lions*		
2009	New York Jets	9	7
2010	New York Jets	11	5
2011	Miami*		
2011	New York Jets	8	8
2012	San Diego Chargers*		

Coach

2015	Cleveland	3	13
2016	San Francisco	2	14
2017	Washington	7	9
2018	Washington	7	9
2019	Washington	3	13
2020	Los Angeles	10	6
2021	Los Angeles	12	5
2022	Minnesota	1	1

*Offseason or practice squad member

STAFFORD PAIRED WITH O'CONNELL

Under the guidance of Kevin O'Connell, QB Matthew Stafford was able to put together one of the best seasons of his career, specifically in the fourth quarter. Stafford owned a 126.4 passer rating in 2021, the highest of his career and 37.9 points higher than his career average.

2021 FOURTH QUARTER PASSER RATING

RK	PLAYER	PASSER RATING
1	Matthew Stafford	126.4
2	Josh Allen	117.7
3	Patrick Mahomes	115.0

ALL-TIME FOURTH QUARTER PASSER RATING (MIN. 100 ATT.)

RK	PLAYER	PASSER RATING
1	Russell Wilson, 2017	134.1
2	Matthew Stafford, 2021	126.4
3	Deshaun Watson, 2020	124.4

2021 FOURTH QUARTER PASSING TOUCHDOWNS

RK	PLAYER	PASSING TOUCHDOWNS
1	Justin Herbert	14
2t	Matthew Stafford	12
2t	Ben Roethlisberger	12

2021 FOURTH QUARTER INTERCEPTIONS

RK	PLAYER	INTERCEPTIONS
1t	Matthew Stafford	0
1t	Aaron Rodgers	0
1t	Josh Allen	0
1t	Jalen Hurts	0

2021 FOURTH QUARTER COMPLETIONS PERCENTAGE

RK	PLAYER	COMPLETION %
1	Matthew Stafford	71.6%
2	Josh Allen	71.1%
3	Derek Carr	70.7%



AP/Mark J. Terrill



O'Connell was on the Jets practice squad during the 2009 and 2010 AFC Championship runs.



MATT DANIELS

SPECIAL TEAMS COORDINATOR

OVERALL NFL EXPERIENCE: Seventh season (5 coaching, 2 accrued playing)

COACHING EXPERIENCE: Sixth season

VIKINGS EXPERIENCE: First season

Matt Daniels enters his fifth season coaching in the NFL and first with the Vikings as special teams coordinator, after spending the past two seasons as the assistant special teams coach for the Dallas Cowboys. He brings six total seasons of coaching experience and eight years of playing experience, both collegiately and professionally, to Head Coach Kevin O'Connell's staff.

In 2021, Dallas' special teams unit, led by John Fassel and assisted by Daniels, finished in the top five for a consecutive year in kick return average (24.8). With Daniels' assistance, K Greg Zuerlein made 29 field goals, tying for the ninth-most in the NFL, on 35 attempts for a success rate of 82.9%. P Bryan Anger averaged 48.4 yards per punt, tying for fourth and ultimately earning him his first Pro Bowl honor. The special teams unit led the league in most special teams touchdowns, two of which were blocked punts and one where RB Tony Pollard returned a kick for 100 yards for a touchdown against Las Vegas in Week 12, the first return for a touchdown in his career.

Following the 2021 season, Rick Gosselin ranked the Dallas special teams sixth overall, averaging fifth in kick returns (24.8) and fourth (48.4) in punting.

In Daniels' first season in Dallas in 2020 the team saw instant upgrades in the special teams rankings. Dallas jumped from last in the league in kick return average (16.3) in 2019 to third (26.1) in 2020 and from 26th (5.7) in punt return average in 2019 to 13th (9.1) in 2020.

Pollard, Dallas' primary kick returner, finished fourth in the NFL with 766 kick return yards on 32 kickoffs - both career-highs. Fassel and Daniels also brought over a familiar face at kicker in 2020, as former Ram Greg Zuerlein's 34 made field goals were third-most in the NFL and tied Richie Cunningham (1997) for the most made field goals in a single season in Cowboys history. Zuerlein also tallied 135 points - tied for the second-most in a single season in club history.

Daniels and Fassel deployed one of the most aggressive and creative special teams groups with the Rams in recent years, and from 2018-19 they had the most fake kicks (eight), recorded six punt returns of 20-plus yards and finished second in the league in net punting average (43.0) in 2018. Also in 2018, LB Cory Littleton was named to the Pro Bowl as the special teams player for the NFC after blocking two punts and deflecting another.

Daniels joined the Rams after a four-year stint as a player in the NFL and a one-year graduate assistantship at the University of Colorado in 2017. He played in seven games over the course of his four-year NFL career for the St. Louis Rams (six) and San Diego Chargers (one). He also spent time on the practice squads for Jacksonville and the Chargers.

Collegiately, Daniels earned first-team All-ACC and second-team All-America honors as a senior at safety, leading Duke in tackles (126). In his final season as a Blue Devil, he finished second in the balloting for ACC Defensive Player of the Year accolades. Daniels played in 46 career games at Duke and compiled totals of 324 tackles, 13.0 tackles for loss, four interceptions, seven forced fumbles, three fumble recoveries and 27 pass breakups. He was

named a team captain for the 2011 season.

As a prep at Fayette County High School in Fayetteville, Ga., Daniels was a three-time all-region pick and two-time all-county choice. Additionally, he was named Fayette County's Offensive and Defensive Player of the Year as both a junior and senior, setting the school single-game rushing record with 348 yards on 18 carries. Daniels also participated in track and field at Fayetteville and was honored with the Watkins Award, an honor presented annually to the top African-American high school student-athlete in the country.

Daniels holds a degree in public policy studies with a minor in markets & management studies from Duke. He and his wife, Tiffany, have a daughter, Yara.

DANIELS' BACKGROUND

Player (5)

2008-11	Duke
2012-14	St. Louis Rams
2014	Jacksonville Jaguars
2015	San Diego Chargers

Coach

2017	Graduate Assistant (Defense) // University of Colorado
2018-19	Asst. Special Teams // Los Angeles Rams
2020-21	Asst. Special Teams // Dallas Cowboys
2022	Special Teams Coordinator // Minnesota Vikings

ALL-PRO/PRO BOWLERS WITH DANIELS

ALL PRO PLAYER

	YEAR
P Bryan Anger	2021 (2nd)

PRO BOWL PLAYER

	YEAR
P Bryan Anger	2021



Daniels played four seasons in the NFL, two with the St. Louis Rams, one on the Jacksonville Jaguars practice squad and another with the San Diego Chargers.



ED DONATELL

DEFENSIVE COORDINATOR

OVERALL NFL EXPERIENCE: 32nd season

COACHING EXPERIENCE: 43rd season

VIKINGS EXPERIENCE: First season

Ed Donatell enters his first season with the Minnesota Vikings as defensive coordinator after spending the past three seasons as defensive coordinator for the Denver Broncos (2019-21). The veteran defensive coach brings 31 seasons of NFL experience to Head Coach Kevin O'Connell's staff.

In his 31 seasons in the NFL, Donatell has helped coach teams to 13 playoff appearances and three Super Bowl berths. He was part of the Denver's back-to-back Super Bowl championships during the 1997 (XXXII) and 1998 (XXXIII) seasons, serving as the defensive backs coach from 1995-99. Donatell has helped send 21 players to the Pro Bowl and six players earn All-Pro.

He has worked as a defensive coordinator four separate times - the Denver Broncos (2019-21), University of Washington (2008), Atlanta Falcons (2004-06) and the Green Bay Packers (2000-03).

In the past two seasons with Denver, Donatell helped the club become the first team since red zone statistics began being tracked in 1995 to lead the league in red zone defense in consecutive years (43.9% on 47-of-107 attempts). In 2020, he helped OLB Bradley Chubb and S Justin Simmons to their first Pro Bowl honors. Simmons recorded a career-high five interceptions that season and 96 total tackles, while Chubb, who missed most of the 2019 season battling a knee injury, tallied 75 sacks.

His first season as defensive coordinator for the Broncos was in 2019, where he helped the defense finish 10th in scoring defense (19.8 ppg) and 12th in total defense (337.0 ypg). OLB Von Miller was named to his eighth Pro Bowl, while Simmons earned his first All-Pro (Second Team) honor. He was one of just four players to record at least 90 tackles and four interceptions. Simmons, along with veteran defensive backs Kareem Jackson and Chris Harris, Jr., led a defensive backfield that allowed the 11th-fewest passing yards (225.6 ypg) in the league.

Prior to returning to Denver as the defensive coordinator, Donatell served as the defensive backs coach, helping his secondaries to a top-seven ranking against the pass in each of

the seven seasons, while leading the NFL in interceptions twice (2014, 2018) during that span. Chicago's 75 big passing plays (20+ yards) allowed from 2017-18 were the fewest in the NFL.

The Bears' secondary in 2018 helped the defense rank among the NFL's best in numerous categories, including scoring defense (17.7 ppg - 1st), total defense (299.7 ypg - 3rd), pass defense (219.7 ypg - 7th), yards per play (4.8 - 1st), opponent quarterback rating (72.9 - 1st), interceptions (27 - 1st) and third-down defense (34.2 ypg - 4th). The NFC North Champions featured a pair of First-Team Associated Press All-Pro selections on the back end in CB Kyle Fuller and S Eddie Jackson.

As defensive backs coach for San Francisco from 2011-14, Donatell helped the 49ers rank sixth against the pass (218.2 ypg) while tying for the second-most interceptions (78) in the NFL. The 49ers' Pro Bowl defensive backs - CB Carlos Rogers (2011) as well as safeties Dashon Goldson (2011-12), Donte Whitner (2012), Eric Reid (2013) and Antoine Bethea (2014) - were instrumental in limiting opponents to the second-worst quarterback rating (76.8) during that four-year span. Donatell and General Manager Kwesi Adofo-Mensah overlapped with the 49ers when Adofo-Mensah worked in the 49ers research and development department.

Before joining the 49ers, Donatell spent two seasons (2009-10) with the Broncos, coaching a secondary that included Pro Football Hall of Famer CB Champ Bailey and S Brian Dawkins. In 2009, Denver finished third in the NFL against the pass (186.3 ypg) as Bailey and Dawkins both represented the Broncos in the Pro Bowl.

Before working as the University of Washington's defensive coordinator in 2008 and as a special assistant for the New York Jets in 2007, Donatell was the Falcons' defensive coordinator from 2004-06. Atlanta's defense was one of the NFL's best in sacks and third-down percentage during that three-year period, and it featured four players who earned a total of six Pro Bowl selections.

Donatell spent four seasons as Green Bay's defensive coordinator from 2000-03, helping the Packers record an NFL-best 116 takeaways from 2001-03. Green Bay advanced to the playoffs during each of those three seasons, including the 2001 and 2002 campaigns. Green Bay won the NFC North in 2002. Donatell was part of Denver's back-to-back Super Bowl championships during the 1997 (XXXII) and 1998 (XXXIII) seasons while serving as its defensive backs coach from 1995-99.

The Broncos were seventh in the league in both passing yards per game (199.6) and passing yards per attempt (6.5) allowed en route to earning three playoff berths during Donatell's time on staff. Pro Football Hall of Fame safety Steve Atwater was named to the Pro Bowl three times (1995-96, 1998) under Donatell, and safety Tyrone Braxton was named to the Pro Bowl once (1996) with Donatell as his position coach. The Broncos ranked among the league's top 10 clubs against the pass in four of Donatell's five seasons as defensive backs coach, including during three consecutive years from 1995-97. Donatell worked as the Jets'



Donatell has coached three Pro Football Hall of Fame members and is pictured with Brian Dawkins at his ceremony in 2018.

defensive backs coach from 1990-94, instructing Pro Football Hall of Fame safety Ronnie Lott during his final two professional seasons.

The Stow, Ohio, native was an all-conference defensive back, team captain and four-year letterwinner at Glenville State University in West Virginia, where he received his bachelor's degree in physical education before going on to earn his master's in administration from Kent State in 1981, where he got his start as a coach. He and his wife, Shari, have a daughter, Brenna, and two sons who are also football coaches - Tom (Assistant Secondary, Los Angeles Chargers) and Steve (Quality Control - Defense, Minnesota Vikings).

DONATELL'S BACKGROUND

Coach

1979-80.....	Graduate Assistant // Kent State
1981-82.....	Graduate Assistant // University of Washington
1983-85.....	Defensive Backs // University of Pacific
1986-88.....	Defensive Backs // University of Idaho
1989.....	Defensive Backs // Cal State Fullerton
1990-94.....	Defensive Backs // New York Jets
1995-99.....	Defensive Backs // Denver Broncos
2000-03.....	Defensive Coordinator // Green Bay Packers
2004-06.....	Defensive Coordinator // Atlanta Falcons
2007.....	Special Assistant // New York Jets
2008.....	Defensive Coordinator // University of Washington
2009-10.....	Secondary // Denver Broncos
2011-14.....	Defensive Backs // San Francisco 49ers
2015-18.....	Defensive Backs // Chicago Bears
2019-21.....	Defensive Coordinator // Denver Broncos
2022.....	Defensive Coordinator // Minnesota Vikings

ALL-PRO/PRO BOWLERS WITH DONATELL

ALL-PRO

PLAYER	YEAR(S)
LB Keith Brooking.....	2004
DT Roderick Coleman.....	2005
CB Kyle Fuller.....	2018
S Dashon Goldson.....	2012
S Eddie Jackson.....	2018
CB Carlos Rogers.....	2011

PRO BOWL

PLAYER	YEAR(S)
S Steve Atwater.....	1995-96, 1998
CB Champ Bailey.....	2009-10
S Antoine Bethea.....	2014
S Tyrone Braxton.....	1996
LB Keith Brooking.....	2004-05
OLB Bradley Chubb.....	2020
DT Roderick Coleman.....	2005
S Brian Dawkins.....	2009
CB Kyle Fuller.....	2018
DE Kabeer Gbaja-Biamila.....	2003
S Dashon Goldson.....	2011-12
CB DeAngelo Hall.....	2005-06
S Eddie Jackson.....	2018
DE Patrick Kerney.....	2004
OLB Von Miller.....	2019
S Eric Reid.....	2013
CB Carlos Rogers.....	2011
CB Allen Rossum.....	2004
S Darren Sharper.....	2000, 2002
S Justin Simmons.....	2020
S Donte Whitner.....	2012

KRAUSE'S INTERCEPTION RECORD REMAINS UNTOUCHABLE

Vikings Legend Paul Krause set the NFL's career interception record with his 81st in 1979, a mark that has not been in jeopardy over the past four decades. The most recent player to get close was fellow Pro Football Hall of Famer Charles Woodson, who notched 65 career picks before his retirement following the 2015 season. A pair of current Vikings are among the active interception leaders with Harrison Smith and Patrick Peterson both notching 29 INTs in their careers.

NFL CAREER INTERCEPTION LEADERS

PLAYER.....	INTs	YEARS
Paul Krause.....	81	1964-79
Emlen Tunnell.....	79	1948-61
Rod Woodson.....	71	1987-03
Night Train Lane.....	68	1952-65
Ken Riley.....	65	1969-83
Charles Woodson.....	65	1998-15

NFL ACTIVE INTERCEPTION LEADERS

PLAYER.....	INTs	YEARS
Richard Sherman.....	37	2011-21
Jonathan Joseph.....	32	2006-20
Marcus Peters.....	31	2015-20
Devin McCourty.....	31	2010-21
Earl Thomas.....	30	2010-19
Eric Weddle.....	29	2007-21
Joe Haden.....	29	2010-21
Patrick Peterson.....	29	2011-21
Harrison Smith.....	29	2012-21





MIKE PETTINE

ASSISTANT HEAD COACH

OVERALL NFL EXPERIENCE: 20th season

COACHING EXPERIENCE: 29th season

VIKINGS EXPERIENCE: First season

Mike Pettine (PETT-in), having worked with Head Coach Kevin O'Connell twice in his career - once when O'Connell was a player with the New York Jets and once when they both coached at Cleveland - enters his first season with the Minnesota Vikings as the assistant head coach and 20th overall in the NFL. Pettine, who spent the 2021 season as the senior defensive assistant for the Chicago Bears, brings 28 seasons of overall coaching experience to the staff, stemming in the high school, collegiate and professional ranks.

In 2021, Pettine helped get the Chicago defense back to the top 10 in total defense, finishing the season as the sixth-ranked unit, allowing only 316.7 yards per game. Under Pettine's guidance, pass rusher Robert Quinn finished second in sacks (18.5) and Roquan Smith finished fifth in the league in total tackles (163). Chicago's defense also recorded 49 sacks on the season, the fourth-most in the league.

In his final season in Green Bay, Pettine helped the Packers to the NFC Championship Game, leading a defense that ranked No. 7 in the NFL in passing yards allowed (221.2) and No. 9 in total yards allowed (334.0) in 2020. The Packers also ranked third in fewest plays allowed of 20+ yards, eighth in red zone scoring efficiency (57.7%) and tied for 10th in sacks (41). Following the season, edge rusher Za'Darius Smith and cornerback Jaire Alexander were named Second-Team All-Pro by *The Associated Press*.

In 2019, Pettine guided a defense that ranked No. 9 in points allowed (19.6 ppg), the first time the Packers had finished in the top 10 in the NFL in the category since 2010. It marked Green Bay's biggest one-year improvement in scoring defense (5.4-point decrease from 2018) since 1996 (13.1 ppg after allowing 19.6 ppg in 1995). Green Bay also ranked in the top 10 in the league in interceptions (17, tied-third), takeaways (25, tied-seventh) and opponent passer rating (81.1, sixth) in 2019. The 2019 Packers were one of only five teams in the NFL to allow fewer than 20 points per game and post 40-plus sacks and 25-plus takeaways. Green Bay's defense featured the first duo in team history (since 1982) to post 12-plus sacks each in the same season in LBs Za'Darius Smith (career-high 13.5) and Preston Smith (career-best 12.0).

In his first season with the Packers in 2018, Pettine led a defense that was tied for No. 8 in the league in sacks (44), the most by Green Bay since it posted the same number in 2013. Green Bay's defense featured 16 different players with at least a half-sack that season, the second most in team history (since 1982) behind only the 1987 campaign (strike season) in which 17 players registered a half-sack or more. Pettine guided the Packers to a No. 12 ranking in pass defense (234.5 yards per game) after the team finished No. 23 in the category in 2017. Green Bay's defense also improved to No. 9 in the league in three-and-out percentage (21.9) after checking in at No. 26 in the category in 2017 and No. 8 in the NFL in opponent red-zone scoring percentage (83.9) after ranking No. 32 in '17.

In his first season as Cleveland's head coach in 2014, Pettine led the Browns to their most victories (seven) since 2007 as they led the league in opponent passer rating (74.1) and opponent

completion percentage (57.1) and ranked No. 2 in interceptions (21). The Browns engineered four fourth-quarter comebacks on the season, including the largest road comeback in NFL history after the team rallied from a 25-point deficit at Tennessee in Week 4, scoring 26 unanswered points to defeat the Titans, 29-28.

Cleveland's defense made significant improvement in nearly every major defensive statistic in 2014, including opponent passer rating (No. 16 in 2013 to No. 1 in 2014), takeaways (tied for No. 24 to tied for No. 4), red zone defense (tied for 29 to No. 5), points allowed per game (No. 23 to No. 9) and third-down defense (31 to No. 11). After finishing the 2013 campaign with a minus-8 turnover margin, the Browns posted a plus-6 margin in Pettine's first season, the largest increase by Cleveland in 23 years.

The Browns had four players named to the Pro Bowl for the 2014 season, with S Tashaun Gipson, CB Joe Haden, T Joe Thomas and S Donte Whitner all earning selections. It marked the first time in team history that three defensive backs were selected to the Pro Bowl, and it was the first time the Browns had three defensive players named to the all-star game since 1995. Cleveland also had three players selected to the Pro Bowl in 2015, with Thomas, TE Gary Barnidge and C Alex Mack all honored. Pettine worked with both Vikings Head Coach Kevin O'Connell when O'Connell was the quarterbacks coach in 2015 and Vikings Tight Ends/Passing Game Coordinator Brian Angelichio when he was the tight ends coach.

Prior to joining the Browns, Pettine spent five seasons as a defensive coordinator in the NFL, helping his units finish in the top 10 in the league in total yards allowed and passing yards allowed in all five seasons. In 2013, he helped the Bills rank No. 2 in the league with a franchise-record 57 sacks as they were the only team in the league to have three players (DE Mario Williams, DT Kyle Williams, DT Marcell Dareus) each register 10-plus sacks. All three players and S Jairus Byrd were selected to the Pro Bowl, with Mario Williams and Byrd also earning Second-Team All-Pro honors from AP. Pettine also oversaw the development of LB Kiko Alonso, who was named the 2013 Defensive Rookie of the Year by the Pro Football Writers of America after leading the team with a career-high 159 tackles, two sacks and four interceptions.

Under Pettine's direction, Buffalo ranked No. 1 in the NFL in 2013 in opponent completion percentage (55.3), No. 2 in interceptions (23), No. 3 in opponent passer rating (74.9), No. 4 in passing yards allowed (204.4 ypg) and tied for No. 6 in takeaways (30). The Bills finished No. 10 in the league in total defense (333.4 ypg) in 2013 after finishing No. 22 (362.9 ypg) in 2012.

During Pettine's four seasons with the Jets (2009-12), the defense ranked No. 1 in the NFL over that span in opponent passer rating (71.0), opponent completion percentage (52.6) and passing yards allowed (186.3 ypg). No. 2 in total yards allowed (294.8 ypg) and third-down defense (34.6%), and No. 7 in points allowed (20.0 ppg) and takeaways (115).

In 2012, Pettine helped the Jets rank No. 2 in the league in passing yards allowed (189.8 ypg) and opponent completion percentage (53.8), No. 6 in yards per attempt (6.49) and No. 7

in opponent passer rating (78.2). Two members of New York's secondary were selected to the Pro Bowl (CB Antonio Cromartie, S LaRon Landry), with Landry earning Pro Bowl honors for the first time in his career.

In 2011, Pettine guided New York to a No. 3 ranking in opponent passer rating (69.6) as the Jets also finished No. 4 in the NFL in opponent completion percentage (54.2) and No. 6 in yards per attempt (6.73). The Jets were tied for No. 5 in the league with 31 takeaways, marking the third straight season under Pettine that the team forced 30-plus turnovers as the Jets joined the Packers as the only two teams in the league to do so from 2009-11.

Pettine helped the Jets rank No. 1 in the league in opponent completion percentage (50.7) and No. 3 in total yards allowed (291.5 ypg) in 2010 as New York advanced to the AFC Championship Game, highlighted by road wins at Indianapolis and New England in the playoffs. New York's defense also ranked No. 3 in the league that season in rushing yards allowed (90.9 ypg) and yards allowed per carry (3.56).

Pettine made an immediate impact in his first season with the Jets in 2009, guiding the defense to No. 1 overall rankings in total yards allowed (252.3), passing yards allowed (153.7 ypg) and points allowed (14.8 ppg). The average of 14.8 points allowed per game set a franchise single-season record, while the average of 252.3 yards allowed per game was the secondbest mark in team history (240.2 ypg in 1968). Pettine's defense gave up 10 or fewer points a league-high seven times in '09, which also set a franchise single-season record. His defense allowed a franchise-low eight passing TDs on the season, the fewest given up by an NFL team in a 16-game season to that point. The Jets also led the league in opponent passer rating (58.8) – the best mark posted by an NFL team since the 2003 Patriots (56.2) – and opponent completion percentage (51.7).

Cornerback Darrelle Revis earned All-Pro First-Team honors from AP and was selected to the Pro Bowl in 2009-11 under Pettine's guidance, the lone cornerback in the league to receive first-team All-Pro and Pro Bowl recognition in each of those seasons. Revis posted career highs in interceptions (six) and passes defended (34) in 2009, finishing as the runner-up in AP Defensive Player of the Year voting to Packers CB Charles Woodson.

Prior to joining the Jets, Pettine spent seven seasons (2002-08) with the Baltimore Ravens, serving as the outside linebackers coach for the final four seasons. He helped Baltimore's defense rank second in total yards allowed in 2008, sixth in 2007, first in 2006 and fifth in 2005. The Ravens were tied for fifth in the NFL from 2005-08 with 168 sacks, including a franchise-record 60 in '06. In 2008, LB Terrell Suggs earned Pro Bowl honors after registering eight sacks and a career-high two INTs returned for touchdowns. Suggs and LB Adalius Thomas both earned Pro Bowl recognition under Pettine's direction in 2006, with Thomas recording a career-high 11 sacks as he finished tied for third among NFL linebackers. Pettine joined the Ravens in 2002, serving as a coaching and video assistant that first season before working as a coaching assistant/quality control coach in 2003 and a defensive assistant in 2004.

Prior to joining the NFL coaching ranks, Pettine was the head coach at North Penn High School (Lansdale, Pennsylvania) from 1997-2001. He led the school to 45 wins in five seasons, including an 11-2 record in 1999. Pettine also served as the head coach at William Tennent High School (Warmminster, Pennsylvania) in 1995-96, taking over a team that had won three games total in the previous three seasons. He led the team to five wins in his

first season and a school-record nine victories in 1996. Pettine also spent two seasons coaching at the college level, serving as a defensive graduate assistant at the University of Pittsburgh in 1993-94.

Pettine began his coaching career as an assistant to his father, Mike Sr., at Central Bucks West High School in Doylestown, Pennsylvania, for five seasons (1988-92). Mike Sr., who coached 33 seasons at the school, retired after the 1999 campaign as the winningest coach in the history of Pennsylvania high school football with a career record of 326-42-4 (.882). Pettine played for his father and earned all-state honors at quarterback and defensive back.

Pettine was a two-year letterman (1986-87) as a free safety at the University of Virginia, leading the team with five interceptions in 1986 and tying the single-game school record for INTs with three vs. North Carolina State that season. He graduated with a degree in economics.

Born Sept. 25, 1966, in Doylestown, Pennsylvania, Pettine and his wife, Megan, have six children in their combined family: daughters Megan, Katie, Paige and McKenna, and sons, Ryan and Max.

PETTINE'S BACKGROUND


Player (DB)
1986-87..... University of Virginia

Coach
1993-94..... Graduate Assistant // University of Pittsburgh
1995-96..... Head Coach // William Trent HS
1997-2001..... Head Coach // Penn High School
2002-03..... Coaching Assistant // Baltimore Ravens
2004..... Asst. Defensive Line // Baltimore Ravens
2005-08..... Outside Linebackers // Baltimore Ravens
2009-12..... Defensive Coordinator // New York Jets
2013..... Defensive Coordinator // Buffalo Bills
2014-15..... Head Coach // Cleveland Browns
2017..... Consultant // Seattle Seahawks
2018-20..... Defensive Coordinator // Green Bay Packers
2021..... Senior Defensive Assistant // Chicago Bears
2022..... Asst. Head Coach // Minnesota Vikings

ALL-PRO/PRO BOWLERS WITH PETTINE

ALL PRO PLAYER	YEAR(S)
LB Bobby Wagner	2017
T Joe Thomas	2015
CB Chris McAlister	2003

PRO BOWL PLAYER	YEAR(S)
DE Robert Quinn	2021
DE Za'Darius Smith	2019, 2020
LB Bobby Wagner	2017
S Earl Thomas	2017
DE Michael Bennett	2017
T Joe Thomas	2015
C Alex Mack	2015
CB Joe Haden	2014
S Jaiirus Byrd	2013
DE Mario Williams	2013
DT Marcell Dareus	2013
DT Kyle Williams	2013
S LaRon Landry	2012
CB Antonio Cromartie	2012
DE Shaun Ellis	2009
CB Chris McAlister	2003
LB Adalius Thomas	2003
LB Terrell Suggs	2003, 2006, 2008



WES PHILLIPS

OFFENSIVE COORDINATOR

OVERALL NFL EXPERIENCE: 16th season

COACHING EXPERIENCE: 20th season

VIKINGS EXPERIENCE: First season



The Minnesota Vikings named Wes Phillips offensive coordinator. Phillips adds 15 years of NFL coaching experience to the staff, most recently serving as pass game coordinator/tight ends coach for the Los Angeles Rams, who won Super Bowl LVI over the Cincinnati Bengals.

Phillips worked as a tight ends coach from 2013-21, helping a player from his unit post 500-plus receiving yards in nine consecutive seasons. Phillips joins the Minnesota Vikings after spending the past three seasons with the Los Angeles Rams as the tight ends coach in 2019-20 and pass game coordinator/tight ends coach in 2021. Phillips assisted in QB Matthew Stafford's first season with the team, helping him throw for the third-most passing yards (4,886) and second-most touchdowns (41) in the NFL, all while achieving his career-best 102.9 passer rating (in seasons with more than eight starts). During his first year as pass game coordinator, WR Cooper Kupp had one of the best receiving seasons in NFL history, leading the NFL in receptions (145), receiving yards (1,947) and receiving touchdowns (16), earning AP First-Team All-Pro and Pro Bowl honors.

Phillips played a vital role in developing TE Tyler Higbee and TE Gerald Everett. In 2019, the first year of Phillips' tenure, Higbee set career highs in receptions (69) and receiving yards (734), while Everett recorded his first career 400-plus yard receiving season. Higbee has also posted three consecutive 500-plus receiving seasons, joining TE George Kittle and TE Dallas Goedert as the only NFC tight ends to accomplish this feat since 2019.

Prior to his time in Los Angeles, Phillips spent five seasons in Washington coaching the tight ends. In 2018, Phillips helped TE Jordan Reed lead the team in receptions (54) and receiving yards (558), both ranking in the top half of the league among tight ends, while TE Vernon Davis caught 25 passes for 367 yards, joining Pittsburgh's TEs Vance McDonald (610) and Jesse James (423) as the only tight end duo with more than 350 receiving yards. Phillips aided in the production of TE Vernon Davis in 2017, amounting to 43 receptions, 648 yards and leading Washington with a 15.1 yards per catch average. Davis' 15.1 yards per catch average ranked second in the NFL behind TE Rob Gronkowski, making him the first Washington tight end since TE Clint Didier in 1986 to rank in the top two in receiving average among tight ends.

In 2016, the Washington tight ends combined for 1,306 receiving yards and eight touchdowns, all thrown by QB Kirk Cousins. Reed (686) and Davis (583) both had 500-plus yard receiving seasons, making them one of two tight end duos in the NFL to eclipse 500 receiving yards on the year, (TE Martellus Bennett (701) and Gronkowski (540) of the New England Patriots). Reed was voted to the Pro Bowl and became the fastest tight end in NFL history to reach 200 career receptions (38 games), passing Hall of Fame TE Kellen Winslow (39 career games).

Phillips coached Reed to one of the best seasons from a tight end in franchise history in 2015, guiding him to 87 receptions, 952 receiving yards and 11 touchdowns. Reed's receptions and receiving yards are the most in a single season in franchise history

among tight ends, while his touchdowns are the second-most in franchise history behind Jerry Smith (12). In his first season in Washington, Phillips played a role in TE Niles Paul recording career highs in receptions (39) and receiving yards (507).

Phillips' first year as a tight ends coach was in 2013 with the Dallas Cowboys, coaching TE Jason Witten to a 73-reception, 851-receiving yard, eight-touchdown season and Pro Bowl berth. Prior to his time as tight ends coach, Phillips held the assistant offensive line title in 2011-12, assisting the first and second year of eventual 2010s All-Decade Team member, T Tyron Smith. Phillips got his start in 2007 with the Cowboys as a quality control/offensive assistant from 2007-10.

Before joining the Cowboys, Phillips coached the quarterbacks at Baylor in 2006 and helped QB Shawn Bell post 2,582 passing yards and 19 touchdowns, both career highs. Phillips spent the 2004-05 seasons at West Texas A&M, coaching in one of the most successful years in school history in 2005. The team posted a 10-2 record and were crowned Lone Star Conference Champions. Under the leadership of Phillips, QB Dalton Bell was named a finalist for the Harlon Hill Trophy, an award given annually to the best Division II player.

Phillips, who played quarterback, was a three-year letter winner at UTEP (1999-2001) and was part of the 2000 team that claimed a WAC title. He played in 11 games during his final year at the school, throwing for 1,839 yards and 10 touchdowns. Following his college career, he went to play for the San Diego Riptide in the AF2 Arena Football league.

Phillips is a third-generation NFL coach. His grandfather, Bum, was the head coach of the Houston Oilers (1975-80) and New Orleans Saints (1981-85) and his father, Wade, has been a head coach for the Denver Broncos (1993-94), Buffalo Bills (1998-2000) and Dallas Cowboys (2007-10). Phillips and his wife, Anna, have two daughters, Ivy and Minnie, and a son, Mac.

PHILLIPS' BACKGROUND

Player (QB)

1998-2001 UTEP

2002-03 San Diego Riptide - AF2 Arena Football League

Coach

2003 Student Assistant // UTEP

2004-05 Quarterbacks // West Texas A&M

2006 Quarterbacks // Baylor

2007-10 Quality Control/Offensive Assistant // Dallas Cowboys

2011-12 Assistant Offensive Line Coach // Dallas Cowboys

2013 Tight Ends Coach // Dallas Cowboys

2014-18 Tight Ends Coach // Washington Commanders

2019-20 Tight Ends Coach // Los Angeles Rams

2021 TE/Pass Game Coordinator // Los Angeles Rams

2022 Offensive Coordinator // Minnesota Vikings

500+ RECEIVING YARDS FOR TIGHT ENDS


Phillips has coached five different tight ends to 500-plus receiving yard seasons. Since he took over the tight ends room, he has coached a tight end to at least 500 receiving yards in nine straight seasons.

YEAR, PLAYER	RECEIVING YARDS
2021, Tyler Higbee (LAR).....	560
2020, Tyler Higbee (LAR).....	521
2019, Tyler Higbee (LAR).....	734
2018, Jordan Reed (WAS).....	558
2017, Vernon Davis (WAS).....	648
2016, Jordan Reed (WAS).....	686
2016, Vernon Davis (WAS).....	583
2015, Jordan Reed (WAS).....	952
2014, Niles Paul (WAS).....	507
2013, Jason Witten (DAL).....	851

ALL-PRO/PRO BOWLERS WITH PHILLIPS

ALL-PRO PLAYER	YEAR
WR Cooper Kupp	2021 (1st)
PRO BOWL PLAYER	YEAR
WR Cooper Kupp	2021
TE Jordan Reed	2016
TE Jason Witten	2013

PHILLIPS FACT SHEET (KEEP IT IN THE FAMILY)



- The Phillips family is one of two third-generation coaching families in NFL history, the other being the Don Shula family tree.
- Excluding the 2001 NFL season, there has been a Phillips (Bum, Wade and Wes) coaching in the NFL since 1974.
- Wade (Super Bowl L) and Wes (Super Bowl LIII) have won a Super Bowl but Bum did not.
- Starting in 2022, the Phillips', Bum (6), Wade (28) and Wes (1), will have a combined 35 years of NFL coordinator experience.
- Across the three Phillips, they have coached at nine different spots in Texas: Dallas Cowboys, Houston Oilers, Houston Texans, Baylor, Houston, SMU, Texas A&M, UTEP and West Texas A&M.
- All three Phillips played college football in Texas - Bum (Stephen F. Austin - 1949-50), Wade (Houston - 1966-68), Wes (UTEP - 1998-2001).
- Bum coached at Texas Western, which is now UTEP, in 1962, the same school his grandson played college football at from 1998-2001.



ROY ANDERSON

ASSISTANT DEFENSIVE BACKS/SAFETIES

OVERALL NFL EXPERIENCE: 16th season

COACHING EXPERIENCE: 21st season

VIKINGS EXPERIENCE: Third season

Roy Anderson wrapped his second season with the Vikings staff in 2021, serving as the assistant defensive backs coach. This was Anderson's 16th overall season in the NFL.

Anderson helped S Xavier Woods play a big role on the defense in 2021, guiding Woods to three interceptions, which was tied for the team-lead. Anderson also helped S Harrison Smith garner his sixth Pro Bowl selection in 2021. Under Anderson's leadership, Smith also tied his career high in sacks with 3.0, while registering 114 tackles, seven passes defended and one interception.

In the secondary in 2020, Smith made a team-high five interceptions, tied for the most in the NFC for the season. Fellow rookie CB Cameron Dantzler tied for fourth in the NFL among rookie defensive backs with three tackles for loss, and his two interceptions tied for fifth. Dantzler was named to the PFWA's All-Rookie Team for his efforts.

Anderson previously served as the lead defensive analyst for the 2019 NCAA CFP National Champion LSU Tigers. At LSU, Anderson was on the coaching staff while Vikings first-round pick, WR Justin Jefferson, led the club offensively to an undefeated national title.

Prior to his lone season with the Tigers, Anderson spent the previous 14 years in the NFL, primarily coaching defensive backs. His most recent professional stop was with the Chicago Bears as the safeties coach in 2017-18.

While with the Bears, Anderson helped Chicago lead the NFL in scoring defense (17.7 ppg), rushing defense (80.0 ypg), yards per play (4.8), takeaways (35), interceptions (27), three-and-outs (26.8%) and 20+ yard plays (46). Anderson oversaw the development of starting safeties Eddie Jackson and Adrian Amos. Jackson earned his first career Pro Bowl nod and was named a First-Team All-Pro. Jackson also finished the season fourth in the NFL with six interceptions.

Anderson coached the safeties for four seasons with the Indianapolis Colts (2012-15), joining the staff after seven seasons (2005-11) with the Baltimore Ravens. During his final two years in Baltimore (2010-11), Anderson was the team's defensive assistant/secondary coach where he handled defensive quality control duties and also worked with the defensive backs.

While with the Colts in 2014-15, Anderson coached starting S Mike Adams, helping him earn consecutive Pro Bowls in those seasons. Under the help of Anderson, Adams was named to his first career Pro Bowl following the 2014 season after tying for the NFL lead in takeaways with seven (five interceptions, two fumble recoveries). It was his highest takeaway output in his 11 NFL seasons. Adams also posted a single-season career-high with 93 tackles and tied a career-best with 11 passes defended. In 2015, Adams ranked fourth on the team with 76 tackles and contributed with five interceptions (one returned for a touchdown). His five interceptions tied a career-high (2014) and tied for sixth in the NFL. Adams' three forced fumbles also set a new career-best.

In 2011, the Baltimore defense finished third in the NFL in total defense, second against the run and fourth against the pass on their way to an appearance in the AFC Championship

Game. S Ed Reed was announced as a Pro Bowl selection. In 2010, Reed collected a First-Team All-Pro, leading the league with eight interceptions. Reed also posted a career-high of 16 pass deflections and was rated at the fifth-best player in the NFL's Top 100 Players of 2011. In 2009, his first season as defensive assistant, Anderson worked primarily with the defensive line and helped the Ravens defense rank third in the NFL, allowing 300.5 yards per game.

Anderson originally entered the NFL with the Ravens in 2005 as a player personnel assistant, where he worked on Baltimore's NFL Draft and free agency process by evaluating players, organizing free agent tryouts and monitoring potential trade and waiver transactions.

Prior to joining the Ravens, Anderson was as a graduate assistant with LSU during the 2004 season. Anderson began his coaching career as a graduate assistant with Florida A&M University working with the quarterbacks in 2002. The following season, he served as a student assistant with Florida State University, coaching quarterbacks.

A four-year quarterback at Howard University (1997-2001), Anderson was named to the All-Mid-Eastern Athletic Conference Scholar-Athlete Team in 2001.

A native of Tallahassee, Florida, Anderson graduated with a bachelor's degree in business administration from Howard and also earned his master's in sports management from Florida State in 2003. He attended Godby (Tallahassee, Florida) High School, where he participated in both football and baseball.

ANDERSON'S BACKGROUND

Player (QB)

1997-2001..... Howard University

Coaching

2002 Florida A&M // Graduate Assistant
2003 Florida State // Student Assistant
2004 LSU // Graduate Assistant
2005-07 Baltimore Ravens // Player Personnel Assistant
2008 Baltimore Ravens // Coaching Assistant
2009-11 Baltimore Ravens // Defensive Assistant
2012-15 Indianapolis Colts // Safeties
2016 San Francisco 49ers // Safeties
2017-18 Chicago Bears // Assistant Defensive Backs
2019 LSU Tigers // Lead Defensive Analyst
2020- Minnesota Vikings // Asst. DBs/Safeties

ALL-PRO/PRO BOWLERS WITH ANDERSON

ALL-PRO

PLAYER	YEAR
CB Kyle Fuller.....	2018 (1st)
S Eddie Jackson.....	2018 (1st)
MLB Ray Lewis.....	2009 (1st), 2010 (2nd)
DT Haloti Ngata.....	2009-11 (1st)
S Ed Reed.....	2009 (2nd), 2010 (1st), 2011 (2nd)
OLB Terrell Suggs.....	2011 (1st)

PRO BOWL

PLAYER	YEAR(S)
S Mike Adams.....	2014-15
CB Kyler Fuller.....	2018
S Eddie Jackson.....	2018
MLB Ray Lewis.....	2009-11
DT Haloti Ngata.....	2009-11
S Ed Reed.....	2009-11
S Harrison Smith.....	2021
OLB Terrell Suggs.....	2010-11

NFL DRAFT PICKS WITH ANDERSON (TOP 3 ROUNDS)

PLAYER	SCHOOL	YEAR, ROUND
DE K'Lavon Chaisson.....	LSU.....	2020, 1st
LB Patrick Queen.....	LSU.....	2020, 3rd
S Grant Delpit.....	LSU.....	2020, 1st
CB Kristian Fulton.....	LSU.....	2020, 2nd
LB Jacob Phillips.....	LSU.....	2020, 3rd
DE Marcus Spears.....	LSU.....	2005, 1st
DB Corey Webster.....	LSU.....	2005, 2nd



Harrison Smith led the Vikings with 5 INTs in 2020, matching his career-high set in 2014 and 2017. Smith is tied for the Vikings record by leading the team in picks 4 times in a career - matching Ed Sharockman, Bobby Bryant, Joey Browner and Antoine Winfield. He can set a new team mark by leading the club a 5th time, holds the team record with 4 INT-return TDs and ranks 7th in team history with 29 INTs.



BRIAN ANGELICHIO

TIGHT ENDS/PASSING GAME COORDINATOR

OVERALL NFL EXPERIENCE: 12th season

COACHING EXPERIENCE: 28th season

VIKINGS EXPERIENCE: First season

Brian Angelichio (an-juh-LEEK-o) joins the Minnesota Vikings as the tight ends/passing game coordinator after working with the Carolina Panthers the past two seasons. This will be the first season Angelichio will be adding passing game coordinator to his title.

During his time with the Panthers, Angelichio helped develop TEs Tommy Tremble and Ian Thomas. Tremble, a 2021 third-round pick (83rd overall) from Notre Dame, finished his rookie season catching 20 passes for 180 yards and a touchdown, a 5-yard pass from QB Sam Darnold during the Week 5 matchup against the Philadelphia Eagles.

In 2020, Thomas recorded 20 receptions for 145 yards, while helping block for RB Mike Davis, who was replacing the injured RB Christian McCaffrey. Davis posted his first career season with over 1,000 scrimmage yards.

Prior to his time with the Panthers, Angelichio coached the tight ends with Washington, spending one season with Head Coach Kevin O'Connell (offensive coordinator) in 2019. Following an injury to TE Vernon Davis, Angelichio guided TE Jeremy Sprinkle to career highs in receptions (26), receiving yards (241) and touchdowns (1).

Angelichio worked in Green Bay for three seasons (2016-18) before his one-year stint with Washington, coaching TEs Jimmy Graham, Martellus Bennett, Jared Cook and Richard Rodgers. Angelichio helped Graham to 636 receiving yards in 2018, which was the second-most on the team, trailing only WR Davante Adams. During the Packers run to the 2016 NFC Championship Game, Angelichio coached Cook (377) and Rodgers (271) to a combined 648 receiving yards, becoming one of five NFC teams with two tight ends who posted more than 250 receiving yards.

During the 2015 season as Browns tight ends coach, Angelichio helped TE Gary Barnidge to a career year, with 79 receptions for 1,043 yards and nine touchdowns. Barnidge led the Browns in receiving, and his standout numbers earned him his lone-career Pro Bowl selection. The first time Angelichio worked with O'Connell (quarterbacks coach) was in 2015 under current Vikings Assistant Head Coach Mike Pettine. While with the Browns in 2014, Angelichio assisted in TE Jordan Cameron recording 424 receiving yards, the second-most of his career.

Prior to the Browns, Angelichio coached tight ends with the Buccaneers from 2012-13. In 2013, Angelichio helped transform undrafted rookie TE Tim Wright into the Bucs' second-leading receiver, posting what would remain a career-high 54 receptions for 571 yards and five touchdowns. Wright finished the year as the only rookie tight end to surpass 500 receiving yards that season.

Before his time in the NFL, Angelichio made stops at Rutgers University, the University of Pittsburgh, SUNY-Brockport and Ithaca College. While serving as the tight ends coach at Pitt and Rutgers, six-time NFL Pro Bowl RB LeSean McCoy (Pitt) accumulated 3,365 scrimmage yards and 36 total touchdowns in 2007-08 and WR Mohamed Sanu (Rutgers) posted 1,206 receiving yards in 2011.

As a player, Angelichio was a three-year starter at outside linebacker for St. Lawrence University in Canton, New York, and

he also served as team captain for their baseball team. Angelichio later received a master's degree at Ithaca College.

ANGELICHIO'S BACKGROUND

Player (LB)

1991-94 St. Lawrence University

Coach


1995 Secondary // SUNY-Brockport
1996-97 Linebackers // Ithaca College
1998 Wide Receivers // Ithaca College
1999 Offensive Line // Ithaca College
2000-05 Offensive Coordinator/Offensive Line // Ithaca College
2006 Offensive Assistant/Tight Ends // University of Pittsburgh
2007-10 Tight Ends // University of Pittsburgh
2011 Tight Ends // Rutgers
2012-13 Tight Ends // Tampa Bay Buccaneers
2014-15 Tight Ends // Cleveland Browns
2016-18 Tight Ends // Green Bay Packers
2019 Tight Ends // Washington Commanders
2020-21 Tight Ends // Carolina Panthers
2022 Tight Ends/Passing Game Coordinator // Minnesota Vikings

ALL-PRO/PRO BOWLERS WITH ANGELICHIO

PRO BOWL

PLAYER

TE Gary Barnidge YEAR





RYAN CORDELL

PASSING GAME SPECIALIST/GAME MANAGEMENT COORDINATOR

OVERALL NFL EXPERIENCE: Ninth season

COACHING EXPERIENCE: Ninth season

VIKINGS EXPERIENCE: First season

Ryan Cordell joins the Minnesota Vikings after spending the past three seasons with the Cleveland Browns working as a coaching assistant.

Cordell served as interim running backs coach for the final 10 games of the 2021 season. He helped the Browns lead the NFL in rushing average with a 5.09 mark, the highest average by a Browns team since 1966. RB Nick Chubb finish second in the league in rushing yards en route to a Pro Bowl selection and being named a finalist for the FedEx NFL Ground Player of the Year. Cordell also served as the running backs coach for the East team in the 2022 East-West Shrine Bowl.

Cordell worked closely with the offensive line during his first season on the Browns coaching staff, helping the club finish third in the league in rushing with an average of 148.4 yards per game (the team's best since 1978). He also helped T Jack Conklin earn Associated Press First-Team All-Pro honors and G Joel Bitonio and G Wyatt Teller earn Second-Team honors. Bitonio was also selected to the Pro Bowl, while first round pick T Jedrick Wills Jr. was voted the NFL Pepsi Zero Sugar Rookie of the Week for Week 10, becoming just the fourth offensive lineman to win the award since its inception in 2002 and first since 2013.

Cordell spent five seasons (2014-18) with the San Francisco 49ers, serving as special assistant to the general manager during his final two seasons. While with the 49ers, Cordell worked with Vikings General Manager Kwesi Adofo-Mensah, Head Coach Kevin O'Connell and running backs/run game coordinator Curtis Modkins.

In 2016, Cordell was the team's football operations coordinator, assisting with internal projects across all football departments.

He served as an offensive assistant on the 49ers coaching staff in 2015, breaking down film for the offense, running the scout team, assisting all offensive coaches and assisting in the coaching

of the running back position.

Cordell originally joined the 49ers in 2014 as a salary cap intern, assisting with various roster composition and salary allocation research.

Cordell graduated from the University of Notre Dame with a bachelor's in mathematics and a master's in business administration.

CORDELL'S BACKGROUND

Coaching

2014	Salary Cap Intern // San Francisco 49ers
2015	Offensive Assistant // San Francisco 49ers
2016	Football Operations Coordinator // San Francisco 49ers
2017-18	Special Asst. To The GM // San Francisco 49ers
2019	Football Research Analyst // Cleveland Browns
2020-21	Coaching Assistant // Cleveland Browns
2022	Pass Game Specialist/Game Mgmt. Coord. // Minnesota Vikings

ALL-PRO/PRO BOWLERS WITH CORDELL

ALL-PRO

PLAYER	YEAR(S)
G Joel Bitonio	2019-20 (2nd), 2021 (1st)
T Jack Conklin	2020 (1st)
G Wyatt Teller	2020-21 (2nd)

PRO BOWL

PLAYER	YEAR(S)
G Joel Bitonio	2019-21
G Wyatt Teller	2021



STEVE DONATELL

QUALITY CONTROL-DEFENSE

OVERALL NFL EXPERIENCE: First season

COACHING EXPERIENCE: Fifth season

VIKINGS EXPERIENCE: First season

Steve Donatell joins the Vikings as a defensive quality control assistant for his first season in the NFL and fifth year coaching. He previously served as the defensive quality control analyst for Stanford University for the past three seasons.

Prior to his time at Stanford, Donatell was an assistant coach at the University of Tennessee at Chattanooga, where he was in charge of the outside linebackers. In his only season in Chattanooga, the Mocs boasted the top defense in the Southern Conference.

Donatell began his collegiate career as a linebacker at Wake Forest, where he and Vikings assistant defensive line coach A'Lique Terry were teammates for the 2014-15 seasons. A team captain as a senior, he was named ACC Academic All-Conference in 2015 and graduated with a bachelor's degree in communications. He then spent the 2016 season as a graduate transfer tight end at Western Kentucky, posting 13 receptions, 125 receiving yards and two touchdowns.

While at Highlands Ranch High School, Donatell played four

sports and was rated as the No. 15 college prospect in the state by *The Denver Post*. Donatell played quarterback in high school and threw for 1,686 yards and 23 touchdowns during his senior year.

His father and Vikings defensive coordinator Ed Donatell, has coached in the NFL since 1990. Steve's brother, Tom, is the assistant secondary coach for the Los Angeles Chargers.

DONATELL'S BACKGROUND

Player (TE)

2013-15	Wake Forest
2016	Western Kentucky

Coach

2018	Assistant Coach // Tennessee-Chattanooga
2019-21	Defensive Quality Control Analyst // Stanford
2022	Quality Control - Defense // Minnesota Vikings



JERROD JOHNSON

ASSISTANT QUARTERBACKS

OVERALL NFL EXPERIENCE: Sixth season (5 coaching, 1 accrued playing)

COACHING EXPERIENCE: Eighth season

VIKINGS EXPERIENCE: First season

Johnson, who is in his third season coaching in the NFL, joins the Vikings as the assistant quarterbacks coach for his first season with the club in 2022. Johnson's first name is pronounced juh-ROD.

Prior to joining the Vikings, Johnson spent three seasons with the Indianapolis Colts. In 2019, he served in the Bill Walsh Diversity Coaching Fellowship role and spent 2020-21 as an offensive quality control coach. From 2015-18, Johnson served on the coaching staff at St. Thomas High School in Houston, Texas, where he was the assistant head coach/offensive coordinator for his final two seasons. Johnson, who played in the East-West Shrine Bowl in 2011, coached at the East-West Shrine Bowl in February of 2022.

In 2017, he participated in the Bill Walsh Diversity Coaching Fellowship with the San Francisco 49ers during training camp, where he crossed paths with Vikings GM Kwesi Adofo-Mensah, who was the 49ers director of football research and development.

Johnson's NFL playing career, which started after going undrafted in the 2011 NFL Draft, included time with Dallas, Baltimore, Chicago, Seattle, Pittsburgh and Philadelphia. He also spent time with the Montreal Alouettes of the CFL and the Sacramento Mountain Lions of the UFL, where he was the No. 1 overall selection of the 2011 UFL Draft.

Collegiately, the Humble, Texas, native played in 37 career games at Texas A&M from 2006-10 and completed 650-of-1,109 passes for 8,011 yards with 67 touchdowns. Johnson was the program's all-time leader in attempts, completions, passing yards and passing touchdowns until current Vikings QB Kellen Mond broke each of those records from 2017-20.

Johnson, who was Second-Team All-Big 12 in 2009, was teammates with Rams OLB Von Miller and Titans QB Ryan Tannehill when at Texas A&M, where Tannehill was one of his top receiving targets before he transitioned to QB. During his redshirt 2006 season with the football team, Johnson also played on the basketball team for the 2006-07 season, appearing in three games.

Johnson attended Humble High School and was a three-

star recruit as an athlete in the class of 2006. His older brother, Marquis, is the Vikings assistant strength and conditioning coach, who joined the team in 2021. Johnson is married to his wife, Braidee.

JOHNSON'S BACKGROUND

Player (QB)

2006-10	Texas A&M
2011	Hartford Colonials* (UFL)
2011	Philadelphia Eagles*
2012	Arizona Rattlers* (IFL)
2012	Sacramento Mountain Lions (UFL)
2013	Seattle Seahawks*
2013-14	Chicago Bears*
2014	Montreal Alouettes* (CFL)
2016	Baltimore Ravens*
2016	Dallas Cowboys*

*Offseason or practice squad member

Coach

2015-16	Assistant Coach // St. Thomas HS (Houston, Texas)
2017	Bill Walsh Coaching Fellow // San Francisco 49ers
2017-18	Assistant Head Coach/Off. Coord. // St. Thomas HS
2019	Bill Walsh Coaching Fellow // Indianapolis Colts
2020-21	Offensive Quality Control // Indianapolis Colts
2022	Assistant Quarterbacks // Minnesota Vikings

ALL-PRO/PRO BOWLERS WITH JOHNSON

ALL-PRO

PLAYER

YEAR(S)

RB Jonathan Taylor	2021
--------------------	-------	------

PRO BOWL

PLAYER

YEAR(S)

RB Jonathan Taylor	2021
C Ryan Kelly	2020-21
G Quenton Nelson	2020-21

ALL-TIME AGGIES

Vikings second-year QB Kellen Mond and Vikings Assistant QBs Coach Jerrod Johnson rank first and second respectively in the Texas A&M record books for passing attempts, completions, passing yards and passing touchdowns. Mond, whose career spanned 2017-20, appeared in 46 career games, while Johnson, who played from 2006-10, appeared in 37 contests in his career at College Station.





DARONTE JONES

DEFENSIVE BACKS

OVERALL NFL EXPERIENCE: Sixth season

COACHING EXPERIENCE: 22nd season

VIKINGS EXPERIENCE: Second season

Daronte Jones (duh-RAHN-tay), who was the Vikings defensive backs coach in 2020, returns to Minnesota in 2022 after serving as the defensive coordinator/defensive backs coach at LSU last season. Entering his sixth season in the NFL, Jones previously spent two years with the Cincinnati Bengals as the secondary/cornerbacks coach from 2018-19 and with the Miami Dolphins as the assistant defensive backs coach from 2016-17.

Jones became the defensive coordinator/defensive backs coach at LSU for the 2021 season, helping LB Damone Clark earn Second-Team All-America honors, be selected as a finalist for the Butkus Award and win SEC Defensive Player of the Week twice on the season.

While leading the Vikings defensive backs in 2020, the team ranked top 10 in the NFL in interception, and Jones helped S Harrison Smith tie his career high with five interceptions.

With the Bengals, Jones aided in the development of young players, including CB Darius Phillips, a late-round draft pick who led Cincinnati with four interceptions in 2019 despite only playing in eight contests.

Jones previously worked two seasons with the Miami Dolphins as an assistant defensive backs coach. In 2017, Jones helped S Reshad Jones to a team-high 122 tackles and a berth in the Pro Bowl. In his first season as a professional coach in 2016, Jones helped coach a Dolphins defense that recorded 16 interceptions, third-most in the NFL. Miami also ranked fourth in the league in third-down defense, allowing opponents to convert on only 36.15 percent of attempts.

Prior to the NFL, Jones served as defensive backs coach at the University of Wisconsin in 2015, as the Badgers led the nation with just seven passing touchdowns allowed. Wisconsin's passing defense ranked second in the Big Ten and seventh nationally, allowing 173.2 pass yards per game. From 2012-14, Jones served as the secondary coach at the University of Hawaii, adding the title of assistant head coach in 2014. Jones helped improve Hawaii's passing defense by 62.1 yards per game, as the Rainbow Warriors went from 85th nationally in 2011 to the 11th-best passing defense in 2012.

The Capital Heights, Maryland, native also had earlier coaching stops with the Montreal Alouettes of the Canadian Football League in 2011 as the defensive backs coach and with UCLA in 2010 as the cornerbacks coach. Jones was named assistant head coach/defensive coordinator at Bowie State from 2005-09. His defense finished in the top three nationally in three of his five seasons.

Prior to his time at Bowie State, Jones served as defensive coordinator at two Louisiana high schools – Jeanerette (2004) and Franklin (2003). He also spent the 2002 season coaching safeties at Nicholls State after beginning his coaching career in 2001 as a graduate assistant at Lenoir-Rhyne University in North Carolina. Jones played four seasons as a defensive back at Morgan State before earning his bachelor's degree in 2001.

JONES' BACKGROUND

Player (DB)

1996 Temple
1997-2000 Morgan State

Coaching

2001 Graduate Assistant // Lenoir-Rhyne
2002 Assistant Coach // Nicholls State
2003 Defensive Coordinator // Franklin HS (Franklin, La.)
2004 Defensive Coordinator // Jeanerette HS (Jeanerette, La.)
2005-09 Assistant Head Coach/Defensive Coordinator // Bowie State
2010 Cornerbacks // UCLA
2011 Defensive Backs // Montreal Alouettes
2012-13 Secondary // Hawai'i
2014 Assistant Head Coach/Secondary // Hawai'i
2015 Defensive Backs // Wisconsin
2016-17 Assistant Defensive Backs // Miami Dolphins
2018-19 Secondary/Cornerbacks // Cincinnati Bengals
2020 Defensive Backs // Minnesota Vikings
2021 Defensive Coordinator/Defensive Backs // LSU
2022 Defensive Backs // Minnesota Vikings

ALL-PRO/PRO BOWLERS WITH JONES

PRO BOWL

PLAYER	YEAR
S Reshad Jones2017

NFL DRAFT PICKS WITH JONES (TOP 3 ROUNDS)

PLAYER	SCHOOL	YEAR, ROUND
S Raheem MooreUCLA2011, 2nd



Daronte Jones in his first stint with the Vikings in 2020. Jones and Roy Anderson have reunited to lead the secondary in 2022.



BEN KOTWICA

ASSISTANT SPECIAL TEAMS

OVERALL NFL EXPERIENCE: 15th season

COACHING EXPERIENCE: 17th season

VIKINGS EXPERIENCE: First season

Ben Kotwica (cot-WEE-kuh) returns to the NFL for his 15th season and first with the Vikings as assistant special teams coach, following a brief stint as director of player development for the United States Military Academy. He previously served as the special teams coordinator for the Atlanta Falcons from 2019-20.

In 2019, the Falcons special teams units led the NFL with five fumble recoveries, which marked the most by a team in a single season since 2012 (NYG, five). Four of the five fumble recoveries led to a Falcons touchdown, including a fumble recovery for a touchdown on a kickoff against the 49ers in Week 15. The team in Week 10 signed K Younghoe Koo, who connected on 23 of 26 field goals and totaled 84 points over the final eight weeks of the season. During that span, the Falcons led the league in the most made field goals with 23.

In his last season with Washington in 2018, his special teams units led the league in kickoff touchback percentage (81.2%). Kotwica also oversaw K Dustin Hopkins, who converted 89.7% of his field goals, which ranked ninth in the NFL in 2018. In 2017, Kotwica led a kickoff unit that allowed 18.7 yards per return, the second-lowest average that season.

From 2014-20, Kotwica's kickoff return squads were at the top of the league, returning two kickoffs for touchdowns, a tie for the second-most over that span. His players were also responsible for five special teams touchdowns, which tied for fifth-most in the NFL from 2014-20.

During his lone season as the Jets special teams coordinator in 2013, Kotwica's special teams allowed 22.3 yards per kickoff return, which was 12th in the NFL. That season, he coached K Nick Folk who made 91.7% of his field goal attempts, which was tied for the 10th highest field goal percentage. Kotwica was promoted to special teams coordinator after spending four seasons (2009-12) as the Jets assistant special teams coach. The Jets accounted for 10 combined kick and punt return touchdowns during his time as an assistant in New York, tied for most in the AFC and tied for second-most in the NFL.

Kotwica got his NFL coaching start in 2007 when he joined

the Jets staff as a defense/special teams quality control coach. Before moving his way up to the NFL, Kotwica was a defensive coordinator at United States Military Academy Prep School in West Point, New York, from 2005 to 2006.

Kotwica is a decorated officer who spent eight years in the United States Army after graduating from the United States Military Academy at West Point. His military career included operations in Bosnia-Herzegovina, Korea and Iraq. Kotwica was commissioned as a 2nd Lieutenant in the Aviation Branch of the Army and was selected to fly the AH-64 Apache Longbow, the world's top attack helicopter. He was an Attack Helicopter Platoon Leader in support of the 82nd Airborne Division from 1998-2001, where he was responsible for the health and welfare of 20 soldiers.

KOTWICA'S BACKGROUND

Player (LB)

1993-96 United States Military Academy

Coach

2005-06 Defensive Coordinator // U.S. Military Academy Prep School
2007-08 Def./Special Teams Quality Control // New York Jets
2009-12 Asst. Special Teams // New York Jets
2013 Special Teams Coordinator // New York Jets
2014-18 Special Teams Coordinator // Washington Commanders
2019-20 Special Teams Coordinator // Atlanta Falcons
2022 Asst. Special Teams // Minnesota Vikings

ALL-PRO/PRO BOWLERS WITH KOTWICA

ALL PRO

PLAYER	YEAR
DT Kris Jenkins.....	2008 (2nd)

PRO BOWL

PLAYER	YEAR
DT Kris Jenkins.....	2008



Ben Kotwica and former Army teammates celebrating Thanksgiving in Iraq during his time in the Military.



CHRIS KUPER

OFFENSIVE LINE

OVERALL NFL EXPERIENCE: 15th season (7 coaching, 8 playing)

COACHING EXPERIENCE: Seventh season

VIKINGS EXPERIENCE: First season

The Minnesota Vikings named Chris Kuper (pronounced coo-pur) offensive line coach on Feb. 17, 2022. Kuper, who played eight years in the NFL, joins the Vikings staff after spending the past three seasons as the assistant offensive line coach with the Denver Broncos.

Kuper worked under long-time offensive line coach Mike Munchak while in Denver, helping the Broncos offensive line give their quarterbacks the fourth-most time to throw (2.91 seconds) in the NFL, despite being blitzed on 26.9% of their dropbacks, the 13th-most in the NFL in 2021. The Broncos offensive line also blocked for two 900-plus yard rushers, RBs Melvin Gordon III (918) and Javonte Williams (903), the first running back duo since Houston Texans RBs Arian Foster (1,224) and Ben Tate (942) in 2011 to accomplish this feat.

In 2020, Kuper coached *Associated Press* Second-Team All-Pro T Garrett Bolles and assisted the Broncos offensive line in being ranked 13th in the NFL in sacks allowed (32). Kuper coached rookie third-round (83rd overall) C Lloyd Cushenberry III in 2020, one of two rookies (T Tristian Wirfs, Tampa Bay) in the NFL to play 100% of their team's offensive snaps.

Kuper oversaw G Dalton Risner's rookie season, helping him earn Pro Football Writers of America All-Rookie Team honors after playing the eighth-most snaps among first-year players in 2019. Risner, Bolles and C Connor McGovern all were 16-game starters for Denver in 2019.

Prior to his time in Denver, Kuper worked with the Miami Dolphins as the assistant offensive line coach (2017-18) under Chris Foerster (2017) and Jeremiah Washburn (2018) and as an offensive quality control assistant (2016). Kuper helped aid in the development of T Laremy Tunsil, who allowed just one sack in 2018.

The 2017 offensive line allowed 33 sacks, which was the 11th-fewest in the NFL despite using nine different offensive line combinations. Kuper took over the offensive line coaching duties in Week 7 during the 2017 season, helping the offensive line protect for the sixth-best passing offense during that span.

Kuper played eight seasons in the NFL with the Broncos, starting in 79 of his 90 games, playing both right and left guard. He was drafted in the fifth-round (161st overall) of the 2006 NFL Draft out of North Dakota. Kuper and former Vikings TE Jim Kleinsasser (1999) are the two of the last three players to be drafted out of North Dakota.

In his first seven seasons (78 starts) Kuper allowed just 12 sacks, according to STATS. He finished as the NFL's only 16-game starting guard to not allow a sack in 2008 and help the team set a club record for fewest sacks allowed (12). The Broncos also ranked third in the league in yards per rush (4.8), despite placing seven running backs on injured reserve in 2008.

In his eight-year career, Kuper was a three-time captain for the Broncos and was the recipient of the Ed Block Courage Award in 2012. A native of Anchorage, Alaska, he and his wife, Cynthia, have four children: Madeline, James, Anna and Alexandra.

KUPER'S BACKGROUND

Player (G)

2001-05 North Dakota

2006-13 Denver Broncos

Coach

2016 Offensive Quality Control // Miami Dolphins

2017-18 Assistant Offensive Line // Miami Dolphins

2019-21 Assistant Offensive Line // Denver Broncos

2022 Offensive Line // Minnesota Vikings

ALL-PRO/PRO BOWLERS WITH KUPER

ALL-PRO

PLAYER

YEAR

T Garrett Bolles 2020



Kuper played eight years in the NFL, earning 79 starts and in 90 games played all with the Denver Broncos. Kuper started 62 games from 2008-11, making him one of 10 guards in the span to earn at least 62 starts.



GREG MANUSKY

INSIDE LINEBACKERS

OVERALL NFL EXPERIENCE: 32nd season (20 coaching, 12 playing)

COACHING EXPERIENCE: 22nd season

VIKINGS EXPERIENCE: First season

Greg Manusky (muh-nuh-skee) returns to the NFL as inside linebackers coach for his 32nd year in the league and first as a coach for the Vikings in 2022. He previously served as the defensive quality control assistant for the University of Kentucky the past two seasons. The former linebacker, who played two seasons for the Vikings from 1991-93, brings 31 combined seasons of NFL experience, 19 coaching and 12 playing, to Head Coach Kevin O'Connell's staff.

During the 2021 season, Manusky helped coach the Wildcats to a 9-3 record, the fourth-best in the SEC. The Kentucky defense held its opponents to 340.8 yards of total offense. In 2020, LB Jamin Davis totaled a career-high 102 total tackles, also third-best in the SEC, and added 1.5 sacks and three interceptions - returning one for a touchdown. Davis was then picked in the first round (No. 19 overall) in the 2021 NFL Draft by the Washington Commanders.

Manusky was the defensive coordinator for the Commanders in 2019, where he coached alongside Vikings Head Coach Kevin O'Connell, who served as the offensive coordinator for the Commanders. He entered the coaching ranks full-time with the Commanders in 2001 as the team's linebackers coach. During his 19 seasons as an NFL coach, 12 different players have earned Pro Bowl selections, six of which have notched All-Pro honors.

In 2018, Manusky's unit was tied for 10th in the league in total turnovers. The team's 18 forced fumbles were tied with the Buffalo Bills for the fourth-most in the NFL and their 15 interceptions were tied for the ninth-best mark in the league. The unit was also one of the best at pressuring opposing quarterbacks and finished the season seventh in the NFL in sacks. The team was led by LB Ryan Kerrigan who finished the season with 13 sacks, which was tied for the seventh in the league. The 13 sacks was the second-most in a single season in Kerrigan's career and earned him his third-consecutive Pro Bowl selection. Kerrigan was named a Pro Bowler in all three seasons that Manusky was on the Commanders defensive staff.

In his first season as Washington's defensive coordinator in 2017, Manusky's defense produced the team's strongest season against the pass in nearly a decade. The unit ranked third in the NFL in completion percentage allowed (57.6 percent), the team's best ranking since leading the NFL in the category in 2005 (54.4), while finishing ninth in passing yards allowed per game (213.8, the team's lowest since 2009) and 10th in opponent passer rating (81.0, lowest since 2008). The group also posted 42 sacks, the franchise's most since 2000, led by Kerrigan, who earned his third Pro Bowl selection after leading Washington with 13 sacks.

The list of key contributors to the unit's performance under Manusky in 2017 spanned all positions and experience levels. Unrestricted free agent addition, LB Zach Brown, led the NFL in tackles through 15 weeks before missing the final three games of the season. Fellow free agent signing S D.J. Swearinger earned immediate captaincy status before ever playing a snap for Washington and recorded a career-high four interceptions,

tying for the team lead with CB Kendall Fuller, who emerged as one of the league's top slot corners in his second NFL season. Second-year DT Matt Ioannidis made a similar second-year jump, posting 4.5 sacks, while first-round pick DT Jonathan Allen was impressive despite being limited by injury to only five contests.

As outside linebackers coach in 2016, Manusky helped guide Kerrigan to his second career Pro Bowl selection. Kerrigan posted 11 sacks, becoming only the fifth player in team history to record multiple 10-sack seasons. Manusky's contributions were also key to LB Trent Murphy's breakout campaign in 2016, a year in which the third-year pro recorded 9.0 sacks after totaling 6.0 across his first two NFL seasons in 2014-15. Manusky's duo became the first pair to record at least 9.0 sacks each in a single season for the Commanders since Andre Carter and Brian Orakpo in 2009.

Prior to his second coaching stint in Washington, Manusky served nine seasons as the defensive coordinator of the Indianapolis Colts (2012-15), San Diego Chargers (2011) and San Francisco 49ers (2007-10). The Colts won at least eight games in all four of Manusky's seasons in Indianapolis, earning three postseason berths, including an AFC Championship appearance in 2014. The Colts recorded 10 interception returns for touchdowns during Manusky's four-year tenure, tied for second-most in the AFC and tied for fifth-most in the NFL in that time frame.

In 2014, Manusky guided a defense that helped record the team's third straight 11-5 regular season record and second consecutive AFC South Division Championship. From Weeks 4-7, the Colts only allowed one third down conversion in four straight games, marking the longest streak by an NFL team since 1970. S Mike Adams, CB Vontae Davis and LB D'Qwell Jackson earned their first career Pro Bowl selections that season.

Manusky spent the 2011 campaign as the defensive coordinator of the San Diego Chargers. Under his direction, the defense allowed an average of 224.4 net passing yards per game, and S Eric Weddle tied for the NFL lead with seven interceptions and earned a trip to the 2012 Pro Bowl. Prior to joining the Chargers, Manusky spent four seasons (2007-10) as defensive coordinator of the San Francisco 49ers. His 2009 unit did not allow a touchdown in five separate games while forcing an NFL-best 21 fumbles, allowing just 3.6 yards per rush and recording 44 sacks.

Manusky's first tenure with the Chargers lasted five seasons (2002-06), during which time he served as the linebackers coach. In the 2006 campaign, San Diego linebackers accounted for 42.5 of the team's 61 regular season sacks. That season, LB Shawne Merriman tied the Chargers' franchise record with 17 sacks, becoming the first Charger to lead the league in sacks.

Manusky started his coaching career in 2000, working as a volunteer linebackers and special teams coach with the Tampa Bay Buccaneers during training camp. He then joined the Commanders staff in 2001 as the team's linebackers coach, helping guide LB LaVar Arrington to his first career Pro Bowl selection.

Manusky was a linebacker and special teams standout during his 12-year NFL playing career in Washington, Minnesota

and Kansas City, recording a stretch in which he participated in 113 consecutive games. Manuskus earned All-Madden Team honors in 1991 and retired from the NFL in 2000.

A native of Wyoming, Pennsylvania, Manuskus attended Dallas (PA) H.S. before moving on to Colgate University, where he was a four-year letterman and an All-Colonial League selection. As a senior in 1987, Manuskus was named the Colonial League's Defensive Player of the Year. He graduated with degrees in education and geology.

Manuskus and his wife, Laurie, have two sons, Colton and Jake, and two daughters, Logan and Chandler.

MANUSKUS'S BACKGROUND

Playing (LB)

- 1984-87 Colgate
- 1988-90 Washington Commanders
- 1991-93 Minnesota Vikings
- 1994-99 Kansas City Chiefs

Coaching

- 2001 Linebackers // Washington Commanders
- 2002-06 Linebackers // San Diego Chargers
- 2007-10 Defensive Coordinator // San Francisco 49ers
- 2011 Defensive Coordinator // San Diego Chargers
- 2012-15 Defensive Coordinator // Indianapolis Colts
- 2016 Outside Linebackers // Washington Commanders
- 2017-19 Defensive Coordinator // Washington Commanders
- 2020-21 Quality Control Assistant // University of Kentucky
- 2022 Inside Linebackers // Minnesota Vikings

ALL-PRO / PRO BOWLERS WITH MANUSKUS

ALL-PRO PLAYER	YEAR(S)
LB LaVar Arrington	2001 (2nd)
LB Donnie Edwards	2002, 2004 (2nd)
LB Robert Mathis	2013 (1st)
LB Shawne Merriman	2006 (1st)
LB Patrick Willis	2007 (1st), 2008 (2nd), 2009 (1st), 2010 (1st)
S Eric Weddle	2011 (1st)

PRO BOWL PLAYER	YEAR(S)
S Mike Adams	2014-15
LB LaVar Arrington	2001
CB Vontae Davis	2014-15
LB Donnie Edwards	2002
LB D'Qwell Jackson	2014
LB Ryan Kerrigan	2016-18
LB Robert Mathis	2012-13
LB Shawne Merriman	2005-06
LB Junior Seau	2002
DT Justin Smith	2009-10
S Eric Weddle	2011
LB Patrick Willis	2007-10



Manuskus played 12 seasons in the NFL: six with the Kansas City Chiefs, three with the Minnesota Vikings and three with the Washington Commanders. During his career, he recored 237 tackles, one forced fumble and one fumble recovery.



KEENAN MCCARDELL

WIDE RECEIVERS

OVERALL NFL EXPERIENCE: 25th season (8 coaching, 17 accrued playing)

COACHING EXPERIENCE: 11th season

VIKINGS EXPERIENCE: Second season

Keenan McCardell enters his second season with the Minnesota Vikings in 2022 as wide receivers coach, bringing eight years of NFL coaching experience to the club. A two-time Pro Bowler and two-time Super Bowl champion, McCardell played 17 seasons in the NFL as a WR from 1991-2007.

Under the direction of McCardell, the wide receivers group turned in another impressive season, with new career highs. WR Justin Jefferson posted another record-setting season, finishing with the second-most receiving yards in the NFL (1,616), trailing only Rams WR Cooper Kupp who had 1,947. In Week 9 at Baltimore, Jefferson became the second-fastest wide receiver in NFL history to 2,000 career receiving yards, doing so in only 24 games. Jefferson passed Hall of Fame WRs Jerry Rice, Randy Moss and Rams WR Odell Beckham, Jr., to set the NFL record for most receiving yards in a player's first two seasons in the league with 3,016. In addition to being named to his second consecutive Pro Bowl, Jefferson was also named NFC Offensive Player of the Month for the month of November when he caught 24 passes for 464 yards and 3 touchdowns. Jefferson's 464 yards are the 3rd most in November in franchise history, trailing Moss' 473 receiving yards in 1998 and 510 in 2000.

In 2020, McCardell coached a Jacksonville receiving corps that saw WR DJ Chark become the first Jaguars player since WR Allen Robinson (2015-16) to have consecutive seasons with 5-plus receiving touchdown. WR Laviska Shenault, Jr., had the second-most catches by a Jaguars rookie (58), and he was the third rookie in team history with 600-plus yards and 5-plus touchdowns.

In 2019, the Jaguars were one of three teams in the NFL to have three wide receivers with at least 650 receiving yards. WRs Chark (1,008), Chris Conley (775) and Dede Westbrook (660) became the first trio of wide receivers in franchise history to record at least 600

receiving yards apiece. A 2019 Pro Bowler, Chark had 10 catches of 30+ yards, tied for fourth in the NFL. Chark joined former WRs Robinson (13 in 2015) and Jimmy Smith (12 in 1998) as the only Jaguars players with 10 or more such catches in a season.

In 2018, McCardell called upon his youngest Jags receivers to fill the void. Westbrook set career highs and led the team with 66 receptions, 717 receiving yards and 5 TDs. Westbrook joined Chiefs WR Tyreek Hill as the only players in the NFL with 500+ receiving yards and a punt return TD in 2018.

Despite having 5 wide receivers on Injured Reserve during the 2017 season, including Pro Bowl WR Robinson, McCardell's unit helped QB Blake Bortles achieve a career-high completion percentage. WR Keelan Cole set the team record for receiving yards by an undrafted rookie receiver (748) and ranked eighth in NFL history in the category.

Prior to Jacksonville, McCardell coached the wide receivers at Maryland from 2014-15. He oversaw the development of WR Stefan Diggs, whose 62 catches led the team and he ranked fourth in the Big Ten with 79.2 yards per game. Diggs had four games with 100+ yards and earned Second-Team All-Big Ten from the league coaches.

McCardell spent two seasons (2010-11) with Washington coaching wide receivers. In 2011, the overall unit had 346 receptions, the second-highest total in team history at the time and eclipsed the 4,000-yard mark. In 2010, his receivers set a then-franchise record for receptions in a season (349). McCardell's unit led the NFL with nine catches of 50+ yards.

McCardell played in 209 career NFL games with 168 starts, amassed 883 receptions for 11,373 yards and 63 touchdowns. McCardell played for five franchises in his 17 seasons.

McCardell played in Jacksonville from 1996-2001 and ranks second all-time in receptions (499) and yards (6,393) in Jaguars history including a career-best 94 receptions for 1,207 yards in 2000. McCardell earned his first Pro Bowl selection in 1996 after totaling a team-best 85 receptions for 1,129 yards. He had consecutive 90+ catch seasons in 2000 and 2001 and was voted No. 7 on the Jaguars All-25, by members of the local media.

McCardell joined Tampa Bay from 2002-03, played in San Diego from 2004-06 and finished in 2007 with Washington. While in San Diego, McCardell was teammates with Vikings Radio Network analyst Ben Leber.

In his debut season in Tampa in 2002, the Bucs went 12-4 in the regular season en route to a winning Super Bowl XXXVII over Oakland, catching both of Tampa Bay's scoring passes in the game. In 2003, he went to his second Pro Bowl following an 1,174-yard, 8 touchdown season on 84 catches. McCardell caught a career-best nine touchdowns in San Diego during the 2005 season.

McCardell entered the league in 1991 after being drafted by Washington in the 12th round of the NFL Draft out of the University of Nevada-Las Vegas. He spent his rookie season on Injured Reserve for a club that would win Super Bowl XXVI over Buffalo at the Metrodome in Minneapolis.

Upon finishing his playing career, McCardell began coaching by completing a Bill Walsh Minority Fellowship with the New York



In his first year with the Vikings, McCardell coached Justin Jefferson to 1,616 receiving yards, the second-most in the NFL and the second-most in franchise history, trailing Randy Moss, who posted 1,632 receiving yards in 2003.

Giants during the team's 2009 training camp. He also coached the West wide receivers in the 2010 East-West Shrine Game.

McCardell worked in broadcasting as a studio analyst for Comcast SportsNet for Washington's kickoff show in 2008 and served as a college football analyst for the Mountain West Network in 2009.

McCardell has five children: daughters Keandra, Nia and Nakeeya; and sons Keenan II and Kylan.

McCARDELL'S BACKGROUND

Player (WR)

1987-90 UNLV

1991..... Washington Commanders

1992-95 Cleveland Browns

1996-01.....Jacksonville Jaguars

2002-03... Tampa Bay Buccaneers

2004-06... San Diego Chargers

2007..... Washington Commanders

Coach

2010-11..... Washington Commanders // Wide Receivers

2014-16 Maryland // Wide Receivers

2017-20 Jacksonville Jaguars // Wide Receivers

2021-..... Minnesota Vikings // Wide Receivers

ALL-PRO/PRO BOWLERS WITH McCARDELL

ALL-PRO

PLAYER

WR Justin Jefferson 2021 (2nd)

YEAR

PRO BOWL

PLAYER

WR DJ Chark 2019

WR Justin Jefferson 2021

YEAR(S)



Keenan McCardell caught two touchdowns in the Super Bowl XXXVII win over the Raiders, becoming the 12th player in NFL history to catch two scores in the big game.

THE NFL'S EARLY DAYS IN MINNESOTA

As the NFL embarks on its 103rd season in 2022, a debt is owed to the forerunners of pro football in Minnesota that dates back to the roaring 20s. Early semi-pro football clubs played throughout the state, and the Twin Cities was a hotbed of football action, featuring teams as diverse as the St. Paul Ideals to the established Minneapolis Marines, who later evolved into the Minneapolis Red Jackets. The most famous team was the Duluth Eskimos, featuring Hall of Famer Ernie Nevers.

The original pro franchise in northern Minnesota, the Duluth Kelleys, derived their name from their primary sponsor and outfitter, the Kelley Hardware Store. The team floundered from 1923-25 before changing ownership when local Duluth businessman Ole Haugsrud, a 25-year-old entrepreneur, jumped at the chance to be involved in pro football ownership. Haugsrud used his high school connection from Superior, WI, to Stanford All-American fullback Ernie Nevers, the hero of the 1925 Rose Bowl, to put Duluth on the sporting map.

Haugsrud convinced Nevers, who was pitching for the St. Louis Browns, to leave pro baseball behind and compete in pro football to push NY Yankees star Red Grange as the biggest box-office draw in the fledgling NFL. Haugsrud knew to market his team around its star, renaming the team Ernie Nevers' Duluth Eskimos. The other NFL owners, eager to get fans in the stands of their growing game, were happy to schedule the Eskimos but not as excited to travel to Duluth. Thus, the Eskimos were designated as a "road team", traveling to such locales as Canton, Providence, Hartford and New York. The Eskimos took to the rails, traveling feverishly and playing 29 games in just under 17 weeks, including games in 5 cities in just 8 days.

The appeal of Nevers, who was playing for an unheard-of salary of \$50,000 for the 1926 and '27 campaigns, helped the home teams draw crowds they had previously only dreamed of. Ultimately, the \$3,000-\$4,000 paydays the Eskimos were taking in from games was not enough to keep the team afloat. After the 1927 season, Nevers returned to Stanford as an assistant coach, the team suspended operations and remained dormant until Haugsrud sold his franchise to East Coast investors who wanted teams in larger population centers. As part of his sale agreement, Haugsrud had a stipulation in the deal that if an NFL franchise returned to Minnesota that he would have first rights to buy into the team. Haugsrud did not let the NFL owners forget the agreement, and in 1960 purchased 10 percent of the expansion Vikings for \$60,000. Haugsrud was a Vikings director until his death in 1976.



Duluth Eskimos star Ernie Nevers



CURTIS MODKINS

RUNNING BACKS/RUN GAME COORDINATOR

OVERALL NFL EXPERIENCE: 15th season

COACHING EXPERIENCE: 27th season

VIKINGS EXPERIENCE: First season

The Minnesota Vikings named Curtis Modkins running backs/run game coordinator on Feb. 16, 2022. Modkins, a 27-year coaching veteran, has spent the past four seasons with the Denver Broncos as the team's running backs coach.

Modkins has been with seven previous teams since his start in the NFL in 2008, primarily serving as a running backs coach but has offensive coordinator experience with the Buffalo Bills (2010-12) and San Francisco 49ers (2016), the same 49ers staff that Vikings General Manager Kwesi Adofo-Mensah and Head Coach Kevin O'Connell worked on 2016. Modkins has worked with two NFL Pro Bowlers, RB Phillip Lindsay (2018) and RB C.J. Spiller (2012), and four 1,000-yard rushers, Lindsay (Denver, 2018-19), RB Jordan Howard (Chicago, 2017), Reggie Bush (Lions, 2013) and Spiller (Bills, 2012).

During the 2021 season, Modkins helped guide RB Melvin Gordon III (918) and rookie RB Javonte Williams (903) to 900-plus-yard seasons, becoming the first running back duo since Houston Texans RBs Arian Foster (1,224) and Ben Tate (942) in 2011 to accomplish this feat. Additionally, Gordon III and Williams both scored two touchdowns against Detroit in Week 14, becoming just the third running back duo in Broncos history to post two touchdowns in the same game, the first since RBs Gene Mingo and Al Frazier against the Oakland Raiders in 1962. Williams, a 2021 PFWA All-Rookie Team member, posted 1,129 scrimmage yards in 2021, becoming just the seventh rookie in team history to finish the season with at least 1,000 scrimmage yards.

Led by Gordon III and Lindsay, the Broncos nearly rushed for 2,000 yards in 2020, while Gordon's 4.59 rushing average ranked fourth in the AFC. Under Modkins, Lindsay rushed for 1,011 yards in 2019 and 1,037 in 2018, making him the first undrafted player in NFL history to top the 1,000-yard mark in consecutive seasons to start their career. In 2019, Lindsay became the first undrafted offensive player to record consecutive 1,000 rushing yard seasons. In 2018, he also became the first undrafted offensive player to reach the pro bowl.

Before helping Howard to 1,122 rushing season with the Bears in 2017, Modkins was an offensive coordinator/run game coordinator for the 49ers (2016), helping RB Carlos Hyde to 988 rushing yards on the year. Hyde also finished averaging 76.0 rushing yards per game, which is a career high. Modkins helped QB Colin Kaepernick to a 90.7 passer rating in his 11 starts, highlighted by throwing 16 touchdowns to only four interceptions in 2016.

As the run game coordinator/running backs coach for the Lions in 2013-15, Modkins oversaw the production of Bush and RB Joique Bell, helping the two to become the first backfield in NFL history to each register 500 rushing yards and 500 receiving yards in the same season in 2013. In his final season in Detroit, Modkins guided rookie RB Ameer Abdullah to a career-best 597 rushing yards.

While working as the Bills offensive coordinator (2010-12), Modkins directed a unit in which QB Ryan Fitzpatrick topped 3,000 passing yards each season and WR Steve Johnson reached the 1,000-yard mark in each campaign. With Spiller earning his

first Pro Bowl selection in 2012 after running for 1,244 yards, the Bills featured a 3,000-yard passer, a 1,000-yard rusher and a 1,000-yard receiver for the first time in 10 seasons.

Modkins began his NFL coaching career with the Kansas City Chiefs in 2008 and then moved to the Arizona Cardinals in 2009 before becoming the Bills offensive coordinator.

Modkins spent 13 years working at the collegiate level before making his way to the NFL, spending time as the running backs coach (2003-07) and defensive backs coach (2002) with Georgia Tech, cornerbacks coach with the University of New Mexico (1998-2001) and tight ends coach (1997) and secondary coach with TCU.

A native of Marlin, Texas, Modkins played football at TCU (1989-92) and finished his career with the third-most rushing yards in school history (2,763).

MODKINS' BACKGROUND

Player (RB)

1989-1992.....TCU

Coach

1996.....Secondary // TCU
1997.....Tight Ends // TCU
1998-2001.....Cornerbacks // New Mexico
2002.....Defensive Backs // Georgia Tech
2003-07.....Running Backs // Georgia Tech
2008.....Running Backs // Kansas City Chiefs
2009.....Running Backs // Arizona Cardinals
2010-12.....Offensive Coordinator, RBs // Buffalo Bills
2013-15.....Run Game Coordinator, RBs // Detroit Lions
2016.....Offensive Coordinator // San Francisco 49ers
2017.....Running Backs // Chicago Bears
2018-21.....Running Backs // Denver Broncos

1,000-YARD RUSHERS UNDER MODKINS

Dating back to his time with the Bills in 2012, Modkins has coached four 1,000-yard rushed in the NFL, with the most recent running back being Phillip Lindsay in 2019.

YEAR, PLAYER	RUSHING YARDS
2019, Phillip Lindsay (DEN).....	1,011
2018, Phillip Lindsay (DEN).....	1,037
2017, Jordan Howard (CHI).....	1,122
2013, Reggie Bush (DET).....	1,006
2012, C.J. Spiller (BUF).....	1,244

PRO BOWLERS WITH MODKINS

PRO BOWL

PLAYER	YEAR
RB Phillip Lindsay.....	2018
RB C.J. Spiller.....	2012



DERRON MONTGOMERY

QUALITY CONTROL - OFFENSE

OVERALL NFL EXPERIENCE: First season

COACHING EXPERIENCE: 10th season

VIKINGS EXPERIENCE: First season

Derron Montgomery enters his first season in the NFL as an offensive quality control assistant with the Vikings in 2022, after previously serving as a senior offensive analyst for the University of Arizona. He brings nine seasons of coaching experience to Head Coach Kevin O'Connell's staff.

While with Arizona in 2021, Montgomery helped WR Stanley Berryhill III finish second in the Pac-12 in receptions (83) and fourth in receiving yards (744), ultimately earning him First-Team All-Pac-12 (all-purpose) honors and an honorable mention as a wide receiver.

Prior to his time with the Wildcats, Montgomery spent time at the University of Georgia as the assistant director of player development from 2018-20.

Montgomery served as an assistant head coach with Abilene Christian, working with the fullbacks and tight ends from 2016-17 after his time as the offensive coordinator for New Mexico Highlands in 2016.

In his time with Michigan as the wide receivers coach in 2015, he helped Michigan to a 10-3 overall record and a postseason Citrus Bowl victory over Florida. Montgomery assisted passing game coordinator Jedd Fisch in running position meetings, rotations and subs in game, and he recruited the Texas and South Florida areas. He also helped WRs Jehu Chesson and Amara Darboh both top 50 catches for more than 700 yards. Chesson was named to the All-Big Ten First Team by the coaches, and won the Bo Schembechler MVP award.

Montgomery began his coaching career as a student assistant coach at Abilene Christian from 2010-12 and then served as an intern coaching assistant for Miami (2012-13) before serving as the assistant wide receivers coach for Miami from 2013-14. While with Miami, he helped WR Phillip Dorsett lead the ACC in receiving touchdowns (10) and receiving yards per reception (24.2) in 2014. WR Allen Burns had a career-high 62 reception for 1,162 receiving yards and six touchdowns in 2013. His 1,162 receiving yards were fourth-best in the ACC. Montgomery helped Miami to consecutive postseason bowl appearances in 2013 (Athletic Bowl) and 2014 (Independence Bowl).

Montgomery has worked briefly with the Cleveland Browns

and Baltimore Ravens in his career. In July 2014 and 2015, he was a training camp volunteer with the Browns, where he crossed paths with then Head Coach Mike Pettine and then quarterbacks coach Kevin O'Connell. From January to February in 2012, he worked with the Baltimore Ravens as a postseason volunteer, where he assisted Wilbert Montgomery, his father and Ravens running backs coach, with postseason evaluation and scouting reports of NFL prospects. Wilbert Montgomery played nine seasons in the NFL, eight with the Eagles and one with the Detroit Lions, and is second all-time in Eagles rushing yards (6,538) and touchdowns (45).

The Garland, Texas, native played wide receiver at Iowa State from 2006-09 before his playing career ended due to an injury in 2009. He then transferred to Abilene Christian where he obtained his bachelor's in criminal justice in 2011. Montgomery also has his master's in arts and liberal studies from the University of Miami.

MONTGOMERY'S BACKGROUND

Player (WR)

2006-09..... Iowa State

Coach

2010-12 Student Assistant Coach // Abilene Christian
2012-13..... Intern Coaching Assistant // Miami
2013-14..... Assistant Wide Receivers // Miami
2015 Wide Receivers // Michigan
2016 Offensive Coordinator // New Mexico Highlands
2016-17..... Assistant Coach - FB/TE // Abilene Christian
2018-20 Assistant Director of Player Development // Georgia
2021 Senior Offensive Analyst // Arizona
2022..... Quality Control - Offense // Minnesota Vikings

NFL DRAFT PICKS WITH MONTGOMERY (FIRST THREE ROUNDS)

PLAYER

WR Phillip Dorsett.....2015 (1st)

YEAR, ROUND



CHRIS O'HARA

QUARTERBACKS

OVERALL NFL EXPERIENCE: Ninth season

COACHING EXPERIENCE: 14th season

VIKINGS EXPERIENCE: First season



Chris O'Hara begins his first season as a position coach and first with the Vikings in 2022, serving as the club's quarterbacks coach. O'Hara brings 13 seasons of overall coaching experience and eight seasons in the NFL. He most recently served as the offensive assistant during the 2021 season for the Los Angeles Rams, who won Super Bowl LVI. .

O'Hara assisted in QB Matthew Stafford's first season with the team, helping him throw for the third-most passing yards (4,886) and second-most touchdowns (41) in the NFL, all while achieving his career-best 102.9 passer rating (in seasons with

more than eight starts). In his first year as offensive assistant, O'Hara had a hand in helping WR Cooper Kupp have one of the best receiving seasons in NFL history, leading the NFL in receptions (145), receiving yards (1,947) and receiving touchdowns (16), earning AP First-Team All-Pro and Pro Bowl honors.

O'Hara spent the 2020 season with the Jacksonville Jaguars after spending the previous three seasons working with Jay Gruden in Washington (2017-19) as an offensive quality control coach.

Prior to his stint in Washington, O'Hara worked as an offensive

coaching associate with the Jaguars from 2014-16. In 2015, the Jaguars' offense accounted for 35 TD passes, shattering the previous team record of 28 set in 2007.

Before entering the NFL ranks, O'Hara spent three seasons coaching on the defensive side of the ball at the University of Miami from 2011-13, including one season as a graduate assistant and two as a student assistant. In his final season with the Hurricanes, O'Hara helped Miami finish third in the ACC with 27 takeaways.

Prior to working at Miami, O'Hara spent two seasons at Temple University, serving as a student assistant with the school's football team.

A native of Swoyersville, Pennsylvania, O'Hara graduated from the University of Miami in December 2012 with a degree in sports administration. He and his wife Cynthia married in 2019 and have a son, Lincoln.



JUSTIN RASCATI

ASSISTANT OFFENSIVE LINE

OVERALL NFL EXPERIENCE: Fourth season

COACHING EXPERIENCE: 13th season

VIKINGS EXPERIENCE: First season

The Minnesota Vikings named Justin Rascati assistant offensive line coach on Feb. 17, 2021, after he spent the past three seasons with the Denver Broncos as an offensive quality control assistant.

After spending his first two seasons in Denver assisting offensive line coach Mike Munchak and newly hired Vikings offensive line coach Chris Kuper, Rascati worked more with the team's quarterbacks in 2021.

In his role working with the quarterbacks, Rascati aided in QB Teddy Bridgewater recording 3,052 passing yards, 18 touchdowns and a 94.9 passer rating.

While with Denver in 2020, the offensive line used five different combinations and featured steady improvement throughout the year. The unit, which included Second-Team All-Pro T Garrett Bolles, tied for fourth in the NFL in sacks allowed (19) and sacks allowed per game (1.5) through the final 14 weeks of the season.

With the Broncos in 2019, Rascati assisted an offensive line that included three players who started all 16 games (Bolles, C Connor McGovern & G Dalton Risner). He was part of an offensive staff that helped RB Phillip Lindsay rush for more than 1,000 yards.

Prior to his jump to the NFL, Rascati was the offensive coordinator/quarterbacks coach for the University of Tennessee-Chattanooga, helping the team to a three-win improvement from 2017 (3-8) to 2018 (6-5).

Rascati coordinated the offense for Tennessee Tech in 2016 following two seasons as wide receivers coach and passing game coordinator for the University of Tennessee-Martin. He began his collegiate coaching career as quarterbacks coach for Weber State University from 2012-13 following two seasons (2010-11) as offensive coordinator for Kentucky Country Day School in Louisville, Kentucky.

A former quarterback, Rascati played collegiately at the University of Louisville in 2003 before transferring to James

O'HARA'S BACKGROUND

Coach

2009-10.....	Student Assistant // Temple
2011-12.....	Student Assistant // Miami
2013.....	Graduate Assistant // Miami
2014-16.....	Offensive Coaching Assistant // Jacksonville Jaguars
2017-19.....	Offensive Quality Control // Washington Commanders
2020.....	Offensive Assistant // Jacksonville Jaguars
2021.....	Offensive Assistant // Los Angeles Rams
2022.....	Quarterbacks Coach // Minnesota Vikings

ALL-PRO/PRO BOWLERS WITH O'HARA

ALL-PRO

PLAYER	YEAR(S)
WR Cooper Kupp	2021

PRO BOWL

PLAYER	YEAR(S)
WR Cooper Kupp	2021
G Brandon Scherff	2017, 2019
T Trent Williams	2017, 2018

Madison University. He passed for 5,912 yards with 51 touchdowns and only 16 interceptions in three seasons (2004-06) at JMU, leading the Dukes to a 13-2 record and the program's first FCS National Championship in 2004.

A graduate of Buchholz High School in Gainesville, Florida, Rascati finished his prep career as the school's all-time leader in career passing yards (5,033) and passing touchdowns (45). In 2019, He was selected to participate in the prestigious American Football Coaches Association 35 Under 35 Coaches Leadership Institute at the AFCA Convention in San Antonio.

Rascati and his wife, Jennifer, have three boys: Rhett, Rhys and Riley. He was born on Feb. 8, 1984.

RASCATI'S BACKGROUND

Player (QB)

2002-03.....	Louisville
2004-06.....	James Madison

Coach

2010-11.....	OC // Kentucky Country Day School (Louisville)
2012-13.....	Quarterbacks // Weber State
2014-15.....	WR/Passing Game Coordinator // Tennessee-Martin
2016.....	Offensive Coordinator // Tennessee Tech
2017-18.....	Offensive Coordinator/QBs // Tennessee-Chattanooga
2019-21.....	Offensive Quality Control // Denver Broncos
2022.....	Assistant Offensive Line // Minnesota Vikings

ALL-PRO/PRO BOWLERS WITH RASCATI

ALL-PRO

PLAYER	YEAR
T Garrett Bolles	2020



CHRIS RUMPH

DEFENSIVE LINE

OVERALL NFL EXPERIENCE: Third season

COACHING EXPERIENCE: 26th season

VIKINGS EXPERIENCE: First season

Chris Rumph enters his first season with the Minnesota Vikings and third overall in the NFL as defensive line coach after spending the 2021 season as the defensive line coach for the Chicago Bears. Rumph brings two-plus decades of coaching experience, including 18 in the collegiate ranks and two in the NFL.

During his college coaching career, he worked with 25 NFL draft picks, including three first-round selections (DE Gaines Adams, DT Taven Bryan, DT Malcom Brown).

In the 2021 season, Rumph's second in the NFL, Chicago registered 49 sacks on the season, fourth-most in the league. Additionally, Chicago's defense limited opponents to a third-down conversion rate of 42.1%, which ranked second in the NFL behind the Buffalo Bills (40.7%).

He entered the professional coaching ranks as outside linebackers coach for the Houston Texans in 2020.

Prior to joining the 2020 Texans staff, Rumph spent two seasons as the co-defensive coordinator and outside linebackers coach at the University of Tennessee. In 2018, his first season with the team, the Vols defense was one of the most improved in the FBS, jumping 74 spots in run defense with opponents rushing for nearly 100 fewer yards per game than in 2017. Under the guidance of Rumph, 2020 NFL Draft pick Darrell Taylor emerged as a standout player in 2018, leading the Vols in both sacks (8.0), tackles for loss (11.0), forced fumbles (3) and fumble recoveries (2) en route to Team MVP honors. Taylor earned Bednarik National Player of the Week, Walter Camp National Defensive Player of the Week and SEC Defensive Player of the Week honors after his four-sack performance in the win over No. 12 Kentucky. Taylor's four-sack effort was only the third in Tennessee history. Additionally, Taylor recorded 3.0 sacks and two forced fumbles to go along with six tackles at Georgia. He was one of two Power-5 players with multiple three-sack games in 2018.

He served as the defensive line coach for the University of Florida in 2015 before being promoted to co-defensive coordinator prior to the 2017 season, and served as full-time defensive coordinator for the final four games of the season after Randy Shannon was promoted to interim head coach. Under Rumph's direction in 2016, Florida ranked fifth in the SEC in rushing defense (114.5 ypg) and finished fourth in the conference in sacks with 31. The 2015 Gators team was one of the nation's best at getting to the quarterback, registering 40 sacks, which ranked fifth nationally and tied for the sixth highest in school history. During his tenure in Gainesville, Rumph produced a host of talent along the defensive line, including five NFL draft picks - Taven Bryan (2018), Caleb Brantley (2017), Joey Ivie (2017), Alex McCalister (2016) and Jonathan Bullard (2016).

Before heading to Florida, Rumph spent one season at Texas as the program's assistant head coach for defense/defensive line. Under Rumph's mentorship, the Longhorns had one of the nation's top defensive lines and ranked 12th in the country with 40 sacks. Texas finished the season ranked 26th in the FBS in total defense (348.5 ypg). The Longhorns 2014 defense was led by DT Malcom Brown, who was a consensus All-American and

a finalist for the Nagurski and Outland Trophies. Brown was selected in the first round of the 2015 NFL Draft by the New England Patriots. Fellow DT Hassan Ridgeway also had a big season for the Longhorns, ranking second on the team with 6.0 sacks - which also ranked second among defensive tackles in the Big 12 - and 11 tackles for loss. Ridgeway was a fourth-round pick by the Indianapolis Colts in the 2016 NFL Draft.

Rumph spent three seasons as defensive line coach for Nick Saban at Alabama from 2011-13 and was part of the Crimson Tide's back-to-back BCS national championship teams in 2011 and 2012. During his time in Tuscaloosa, Rumph also coached Vikings defensive lineman Dalvin Tomlinson in 2013, prior to him being selected in the 2017 NFL Draft.

Alabama ranked fifth nationally in total defense (286.5 yards per game) in 2013 and seventh in rush defense (106.2 yards per game). Defensive end Ed Stinson earned All-SEC Second-Team accolades for the Tide.

The Crimson Tide featured the country's top-ranked scoring, total and rushing defense in 2012, allowing just 10.9 points per game, 250.0 yards per game and 76.4 yards rushing per game. Alabama's stifling defense saved its best performance for last as the Tide shut out top-ranked LSU in the national title game by a score of 21-0. Alabama surrendered just five first downs and allowed LSU to cross the 50-yard line just once the entire game. Alabama's 2011 defense was one of the most dominant in the history of college football.

The Crimson Tide allowed just 8.2 points per game and gave up 183.6 total yards per contest, the fewest by an FBS team in records dating to 1996. Alabama also led the country in passing defense (111.5 ypg) and rushing defense (72.2 ypg).

The 2011 team featured five players along the defensive line that would end up being drafted by NFL teams: NT Josh Chapman, DE Quinton Dial, DT Jesse Williams, DE Jeffrey Pagan and DE Ed Stinson. Chapman earned All-SEC Second-Team honors that season. In total, Rumph coached six NFL Draft picks on the defensive line during his three-year stint with the Crimson Tide.

Rumph was hired as Clemson's defensive line coach in 2006, serving in the role until 2009 when he focused solely on the Tigers' defensive ends. The Tigers ranked among the top 25 nationally in scoring defense and total defense during each of Rumph's five seasons at Clemson. In 2010, Rumph coached unanimous All-American defensive end Da'Quan Bowers, who led the nation in sacks (15.5) and was tied for first in tackles-for-loss (26.0). He won both the Nagurski Trophy as the nation's top defensive player, and the Hendricks Award as the nation's top defensive end, and was a second-round pick in the 2011 NFL Draft by Tampa Bay.

In Rumph's first year with the Tigers, he worked with defensive end Gaines Adams, who was the fourth overall selection in the 2007 draft by Tampa Bay after receiving unanimous All-America honors as a senior. Adams tallied 12.5 sacks to rank fourth in the nation. In his five-year career at Clemson, Rumph coached nine NFL draft picks and four All-ACC selections.

Rumph served as the outside linebackers coach at Memphis from 2003-05, helping lead the Tigers to three consecutive bowl games, including a pair of bowl victories in 2003 and 2005. Memphis won 24 games during his three seasons on staff.

The Memphis defense ranked 23rd in the nation in turnover margin in 2005 when the Tigers posted a 7-5 record. The defensive unit allowed just 125.6 yards per game on the ground, first in Conference USA and 27th in the nation. Two of Rumph's players, Tim Goodwell and Carlton Baker, were the top two tacklers on the defense. Goodwell led the team in tackles with 102 and Baker had 88, including a team best five sacks.

In 2004, Goodwell and fellow linebackers Carlton Baker and Quinton McCrary were three of the top four tacklers on the team, accounting for 284 of the team's total tackles. Rumph's linebackers also logged 10 of the team's 23 sacks in 2004 as Memphis started the year 5-1 and was ranked in the top 25 of *The Associated Press* poll, the first top-25 ranking in the history of the program.

During Rumph's first year at Memphis in 2003, the Tigers finished the year ranked ninth in the nation in total defense, while linebacker Coot Terry was named to the All-Conference USA team.

Rumph served as South Carolina State's defensive backs coach in 2002 after a five-year stint as head coach at Calhoun County High School in his hometown of St. Matthews, South Carolina, from 1997-2001. Rumph also worked as a graduate assistant coach at the University of South Carolina in the spring of 1997 prior to being named the head coach at Calhoun County High.

Rumph was a four-year letterwinner at the University of South Carolina, where he starred as a linebacker for the Gamecocks under head coaches Sparky Woods and Brad Scott, totaling 141 career tackles. Rumph helped lead USC to its first bowl victory in the 1995 Carquest Bowl. He earned his bachelor's degree from South Carolina in 1994. He and his wife Kila are the proud parents of two sons, Christopher and Elijah. Christopher was drafted in the fourth round (118th overall) of the 2021 NFL

Draft by the Los Angeles Chargers and played in all 16 games this past year.

RUMPH'S BACKGROUND

Player (LB)

1991-94 University of South Carolina

Coach

1997 Graduate Assistant // University of South Carolina
1997-2001 Head Coach // Calhoun County HS
2002 Defensive Backs // South Carolina State
2003-05 Outside Linebackers // University of Memphis
2006-10 Defensive Line/Defensive Ends // Clemson University
2011-13 Defensive Line // University of Alabama
2014 Asst. Head Coach for Defense/DL // University of Texas
2015-16 Defensive Line // University of Florida
2017 Co-Defensive Coordinator/DL // University of Florida
2018-19 Co-Defensive Coordinator/OLB // University of Tennessee
2020 Outside Linebackers // Houston Texans
2021 Defensive Line // Chicago Bears
2022 Defensive Line // Minnesota Vikings

NFL DRAFT PICKS WITH RUMPH (TOP 3 ROUNDS)

PLAYER	SCHOOL	YEAR, ROUND
DE Darrell Taylor	Tennessee.....	2020, 2nd
LB Jachai Polite	Florida.....	2019, 3rd
DT Taven Bryan	Florida.....	2018, 1st
DL Jon Bullard	Florida.....	2016, 3rd
DE Andre Branch	Clemson	2012, 2nd
DT Brandon Thompson	Clemson	2012, 3rd
DE Jarvis Jenkins	Clemson	2011, 2nd
DE Da'Quan Bowers	Clemson	2011, 2nd
DE Phillip Merling	Clemson	2008, 2nd
DE Gaines Adams	Clemson	2007, 1st



Rumph pictured with his son, Chris Rumph II, while he was coaching the Bears defensive line in 2021. Rumph's son was a fourth round pick (118th overall) by the Los Angeles Chargers in 2021. During his rookie season in the NFL, Rumph II played in all 16 games at outside linebacker and registered 1.0 sack, a takedown on QB Joe Burrow in Week 13.



SAM SIEFKES

ASSISTANT LINEBACKERS

OVERALL NFL EXPERIENCE: Second season

COACHING EXPERIENCE: 12th season

VIKINGS EXPERIENCE: Second season

Sam Siefkes (pronounced seef-kiss) enters his second season with the Vikings as an assistant linebackers coach after working as a defensive quality control/assistant linebackers coach in 2021. He assisted the day-to-day operations for the defensive staff and worked with the linebacker unit in 2021. Siefkes previously served as the defensive coordinator and inside linebackers coach at Wofford College (2018-20).

In 2021, Siefkes helped oversee a linebackers unit led by LB Eric Kendricks, who finished the season with 143 tackles, 5.0 sacks and two interceptions. With LB Anthony Barr missing several games in 2021, Siefkes assisted with LB Nick Vigil's role, overseeing his 12 starts, in which he tallied 85 tackles and a pick-six.

Siefkes spent his third year at Wofford preparing the defense for its Spring 2021 slate as the 2020 season was postponed due to the COVID-19 pandemic.

During the 2019 season, the Terriers defense was ranked 20th in the nation in total defense as the team won the Southern Conference Championship for the third straight season and competed in the NCAA FCS Playoffs for the fourth consecutive year. Among Southern Conference schools, the defense ranked first in total defense, first in rushing defense and second in scoring defense.

In his first season at Wofford, Siefkes' defense was ranked first in the Southern Conference in total defense, scoring defense, passing defense and rushing defense. Nationally, the squad was 12th in total defense and eighth in scoring defense. The team posted a 9-4 overall record and won the Southern Conference Championship. In the NCAA FCS Playoffs, the Terriers advanced to the second round.

Prior to Wofford, Siefkes spent two seasons as the defensive coordinator at UW-Platteville. The defense allowed only 18.9 points per game and posted three shutouts in 2017, and he helped lead UW-Platteville to an 8-3 record and a playoff appearance in 2016.

In 2015, Siefkes served as a graduate assistant defensive

coach for the Wisconsin Badgers. While with the Badgers, he worked directly with former defensive coordinator and current Baylor head coach Dave Aranda and the defensive line during practice and team meetings.

Siefkes also worked at Florida International University in 2014 and his alma mater, Wisconsin-La Crosse, from 2012-14. Siefkes coached defensive backs, linebackers, and specialists while with UW-LaCrosse.

In addition to coaching, Siefkes has experience in strength and conditioning with the Air Force Academy. He received a Bachelor's of Science in Exercise and Sports Science from the University of Wisconsin-La Crosse and a Master's of Science in Educational Leadership and Policy Analysis (Intercollegiate Athletic Administration) from the University of Wisconsin-Madison.

He and his wife, Carrissa, were married in July of 2020.

SIEFKES' BACKGROUND

Coaching

2010.....	Purdue // Student Manager
2012-13.....	Wisconsin-LaCrosse // Defensive Assistant/DB
2013-14.....	Wisconsin-LaCrosse // Defensive Assistant/LB
2014.....	FIU // Defensive/Special Teams Quality Control
2015.....	Wisconsin // Defensive Quality Control
2016.....	Wisconsin // Defensive Graduate Assistant/DL/LB
2016-17.....	UW-Platteville // Defensive Coordinator/ILB
2018-20.....	Wofford College // Defensive Coordinator/ILB
2021.....	Minnesota Vikings // Def. Quality Control/Asst. LB
2022.....	Minnesota Vikings // Assistant Linebackers

ALL-PRO/PRO BOWLERS WITH SIEFKES

PRO BOWL PLAYER

YEAR(S)

5 Harrison Smith 2021



MIKE SMITH

OUTSIDE LINEBACKERS/PASS RUSH SPECIALIST

OVERALL NFL EXPERIENCE: 13th season (10 coaching, 3 playing)

COACHING EXPERIENCE: 14th season

VIKINGS EXPERIENCE: First season

Mike Smith joins as the Vikings as outside linebackers/pass rush specialist after spending the past three seasons with the Green Bay Packers. He brings nine previous years of coaching experience to Minnesota. Smith worked with Assistant Head Coach Mike Pettine, while he was the defensive coordinator in Green Bay (2019-20) and for the New York Jets (2010-12). Vikings Head Coach Kevin O'Connell played quarterback for the Jets from 2009-11, overlapping with Smith and Pettine.

During the 2021 season, Smith coached LBs Rashan Gary

and Preston Smith to nine-plus sack seasons, becoming the second linebacker duo in team history to accomplish this feat. The other duo was Smith and LB Za'Darius Smith in 2019. The Packers were also one of two teams to have two linebackers to record nine-plus sacks in 2021; the other was Arizona Cardinals LBs Chandler Jones (10.5) and Markus Golden (11.0).

Smith's unit again led the Packers' pass rush effort in 2020. Z. Smith was named to the Pro Bowl for the second-straight season after tying for fourth in the NFL with 12.5

sacks. He became the first Packers defender to earn a Pro Bowl selection in consecutive years since LB Clay Matthews in 2014-15. Additionally, Z. Smith earned *Associated Press* Second-Team All-Pro honors for the first time in his career, becoming the first Packers LB to be named All-Pro since Matthews in 2012.

In his first two years playing under Smith (2019-20), Z. Smith posted 26.0 sacks, the most by a player in his first two seasons with the Packers and tied for third in the NFL over that span. Smith also oversaw the development of second-year LB Gary in 2020. Despite only starting four games, Gary finished second on the team with 5.0 sacks and tied for second on the team with 11 quarterback hits during the regular season.

In his first season with the Packers, Smith oversaw the most productive pass-rushing duo in the NFL. Z. Smith (13.5) and P. Smith (12.0) both posted career-high sack totals as they became the first duo in team history (since 1982) to post 12-plus sacks each in the same season and the first duo in NFL history to both register 12-plus sacks in their first season as teammates.

In 2018, Smith tutored LB Dee Ford, who tied for second among NFL linebackers with a career-high 13 sacks on his way to earning Pro Bowl recognition for the first time in his career. Ford was also tied for the league lead (DE J.J. Watt) with a career-best seven forced fumbles, tied for the second most in a season in franchise history behind only LB Derrick Thomas (eight in 1992). Smith also coached veteran LB Justin Houston in 2018, helping him register nine sacks and five forced fumbles in 12 games of action. Ford and Houston became the first Kansas City duo to both register five-plus forced fumbles in the same season since DEs Jared Allen and Tamba Hali accomplished the feat in 2006. Ford and Houston joined Broncos LBs Von Miller and Bradley Chubb as the only teammate duo in the NFL in 2018 to both register nine-plus sacks on the season. The defensive line also helped the Chiefs rank No. 1 in the league in takeaways (33), fifth in red-zone defense (49.1 percent) and tied for sixth in TDs allowed (34).

Prior to his arrival in Kansas City, Smith coached at his alma mater, Texas Tech, for three seasons (2013-15). He served as the co-defensive coordinator and defensive line coach in 2015 after working as the interim defensive coordinator and outside linebackers coach in 2014. Under his guidance in 2014, junior LB Pete Robertson led the Big 12 and was tied for seventh in the country with 12 sacks on his way to earning AP First-Team All-Big 12 honors. Smith served as the co-defensive coordinator and outside linebackers coach in his first season with the Red Raiders in 2013, helping the defense nearly double its takeaways total from the previous season.

Smith worked the previous three seasons for the New York Jets, coaching the outside linebackers in 2012 and serving as a coaching intern in 2010-11. In 2012, he was part of a staff that helped the Jets rank second in the league in passing yards allowed (189.8 ypg) and opponent completion percentage (53.8) and seventh in opponent passer rating (78.2). Smith helped tutor LB Aaron Maybin in 2011, who led the Jets with 6.0 sacks and four forced fumbles in only 13 games of action. Smith was part of a defensive staff that helped New York rank third in the league in total defense (291.5 ypg), run defense (90.9 ypg) and yards allowed per carry (3.56) in 2010 as the Jets advanced to the AFC Championship Game.

Smith's coaching career began in 2009, when he served as the linebackers coach at the University of Hawai'i, where he helped LB Blake Soares post a team-high 107 tackles (58 solo) on his way to earning First-Team All-Western Athletic Conference

honors.

Smith was a four-year letterwinner as a linebacker at Texas Tech, where he was named team MVP and captain as a senior in 2004. At the time of his graduation, he was one of just five Texas Tech players to have appeared in 50-plus career games. He was tied for the team lead with 83 tackles as a senior, earning All-Big 12 honorable mention as he helped lead the Red Raiders to an 8-4 overall record and an upset win over No. 4-ranked California.

Smith was drafted by the Baltimore Ravens in the seventh round (No. 234 overall) of the 2005 NFL Draft and went on to play from 2005-07 for the Ravens before his career was cut short due to injuries in 2008.

Born Sept. 2, 1981, in Lubbock, Texas, Smith earned a degree in communication studies at Texas Tech. He and his wife, Emily, have two daughters, Kennedy and Finley, and a son, Weston.

SMITH'S BACKGROUND

Player (LB)

2001-05	Texas Tech
2005-07	Baltimore Ravens

Coach

2009	Linebackers // Hawai'i
2010-11	Coaching Intern // New York Jets
2012	Outside Linebackers // New York Jets
2013	Co-Defensive Coordinator/OLBs // Texas Tech
2014	Defensive Coordinator/OLBs // Texas Tech
2015	Co-Defensive Coordinator/DL // Texas Tech
2016-17	Assistant Defensive Line // Kansas City Chiefs
2018	Outside Linebackers // Kansas City Chiefs
2019-21	Outside Linebackers // Green Bay Packers
2022	OLBs/Pass Rush Specialist // Minnesota Vikings

ALL-PRO/PRO BOWLERS WITH SMITH

ALL-PRO

PLAYER

LB Za'Darius Smith	2019-20 (2nd)
--------------------	-------	---------------

PRO BOWL

PLAYER

LB Dee Ford	2018
LB Za'Darius Smith	2019-20



The Vikings agreed to terms with OLB Za'Darius Smith on March 22, 2022. Mike Smith helped Z. Smith to two AP All-Pro appearances in 2019-20 with the Green Bay Packers. The trio, M. Smith, Z. Smith and Mike Pettine were all with the Packers in 2019-20.



TONY SORRENTINO

ASSISTANT WIDE RECEIVERS

OVERALL NFL EXPERIENCE: Fifth season

COACHING EXPERIENCE: 18th season

VIKINGS EXPERIENCE: First season

Sorrentino joins the Vikings staff as the assistant wide receivers coach after spending the past three seasons with Northern Illinois, most recently serving as the passing game coordinator/wide receivers coach. Sorrentino has 17 years of coaching experience, including four in the NFL with the Jacksonville Jaguars (2013-16).

In 2021, Sorrentino helped coach NIU to a 9-5 record, beating Kent State 41-23 in the MAC Championship Game. Additionally, he coached WR Trayvon Rudolph to a 2021 All-MAC Second-Team honor, aiding him to 49 receptions, 877 yards and seven touchdowns. Rudolph also recorded 309 receiving yards in a single game against Kent State in 2021, shattering the school's previous record of 266 set by WR Sam Hurd in 2005.

Sorrentino, who was NIU's tight ends and fullbacks coach in 2019, moved to wide receivers coach in 2020. He mentored WR Tyrice Richie to a breakout season in 2020. Richie earned All-MAC honors after leading the team with 597 yards receiving on 53 receptions with four touchdowns in just six games.

In 2019, Huskies tight ends accounted for 34% of NIU's receiving yardage. TE Daniel Crawford led the way with 37 receptions for 443 yards and two touchdowns, while TE Mitchell Brinkman tallied 445 yards on 34 catches, including three touchdowns.

Prior to his time at NIU, Sorrentino spent the 2018 season as the director of football operations at Florida Atlantic.

In addition to working at FAU and Minnesota, Sorrentino had stops at the University of Miami (2011), Tennessee (2017), and his alma mater, The College of New Jersey (2007 & 2012). While with Minnesota, Sorrentino coached QB Adam Weber to a career year, aiding him in posting 2,679 passing yards, 20 touchdowns and nine interceptions.

Sorrentino spent four years in the NFL with the Jacksonville Jaguars (2013-16) where he worked with the wide receivers. Under Sorrentino's tutelage, Jaguars WR Marqise Lee posted career highs in receptions (63), receiving yards (851) and receiving touchdowns (3) in 2016. WR Allen Robinson earned his first Pro Bowl recognition in 2015 with 1,400 yards receiving and 14 touchdowns. Also in 2015, WR Allen Hurns became the youngest undrafted player since the

1970 NFL merger to post 1,000-plus receiving yards and 10-plus receiving touchdowns in a single season.

Prior to moving into the collegiate and professional coaching ranks, Sorrentino began his coaching career in the New Jersey prep ranks with stints at Montville Township High School (2008), West Essex High School (2006) and Morristown Beard High School (2005).

He and wife, Kara, have three children - a daughter, Marea, and two sons, Anthony, Jr. and Luca.

SORRENTINO'S BACKGROUND

Playing (WR)

2001-04 The College of New Jersey

Coaching

2005 WR/DB/LS // Morris Beard High School
 2006 WR/DB/LS // West Essex High School
 2007 Linebackers // The College of New Jersey
 2008 TE/DE/Kickers // Montville Township High School
 2009 Offensive Quality Control // Minnesota
 2010 Quarterbacks // Minnesota
 2011 Miami // Offensive Graduate Assistant //
 2012 QBs/Pass Game Coordinator // The College of New Jersey
 2013-16 Assistant Wide Receivers // Jacksonville Jaguars
 2017 Wide Receivers Analyst // Tennessee
 2018 Director of Football Operations // Florida Atlantic
 2019 TE/FB/Inside WR // Northern Illinois
 2020 Wide Receivers // Northern Illinois
 2021 Pass Game Coordinator/WR // Northern Illinois
 2022 Assistant Wide Receivers // Minnesota Vikings

ALL-PRO/PRO BOWLERS WITH SORRENTINO

PRO BOWL

PLAYER

WR Allen Robinson 2015

YEAR

VIKINGS TOUCHDOWN LEADERS AMONG NFL'S ALL-TIME BESTS

The Vikings top scorers in team history hold some of the most impressive career scorers in NFL history. There have been 9 players who have amassed 50+ career TDs, including current WR Adam Thielen, who has scored 51 times and his 49 career receptions ranks 4th in team history.

VIKINGS TOPS IN TOUCHDOWNS

PLAYER TDs RUSHING/RECEIVING/RETURNS

Cris Carter, WR 110 0/110/0
 Adrian Peterson, RB 102 97/5/0
 Randy Moss, WR 93 0/92/1
 Bill Brown, RB 76 52/23/1
 Chuck Foreman, RB 75 52/23/0
 Anthony Carter, WR 54 2/52/0
 Ted Brown, RB 53 40/13/0
Adam Thielen, WR 51 1/49/1
 Sammy White, WR 50 0/50/0





A'LIQUE TERRY

ASSISTANT DEFENSIVE LINE

OVERALL NFL EXPERIENCE: First season

COACHING EXPERIENCE: Fifth season

VIKINGS EXPERIENCE: First season

A'lique Terry (uh-LEEK) joins the Vikings as the assistant defensive line coach for his first season in the NFL, after spending the 2021 season as an assistant coach for the University of Hawai'i. Terry, a former offensive lineman at Wake Forest, brings four years of coaching experience to Head Coach Kevin O'Connell's staff.

During the 2021 season at Hawai'i, Terry helped the Rainbow Warriors finish fourth in the Mountain West Conference. QB Chevan Cordeiro threw for 2,793 yards and 17 touchdowns in 11 games played. S Khoury Bethley had a career-high 73 solo tackles and added five interceptions, three forced fumbles and one fumble recovery on the season.

Prior to his time with Hawai'i, Terry served as a graduate assistant for the offensive line at the University of Oregon. Terry joined the Oregon program before the 2019 season and helped the Ducks to a Pac-12 Conference Championship, Rose Bowl title and 12-2 overall record. Oregon's offensive line was one of four finalists for the Joe Moore Award, which honors the nation's most outstanding offensive unit in college football.

During his first season at Oregon, Terry helped coach three players who earned All-America honors, including 2019 Outland Trophy winner T Penei Sewell. Sewell joined QB Marcus Mariota (2014) and RB LaMichael James (2010) as the only Oregon players to be unanimous First-Team All-Americans.

G Shane Lemieux and T Calvin Throckmorton also claimed All-America accolades with Terry's help. Lemieux earned first-team honors from *Sports Illustrated*, while Throckmorton was a second-team pick on three different teams (FWAA, CBS Sports, Phil Steele). He was also a second-team academic All-American.

Oregon's offensive line dominated the Pac-12's award for the league's offensive lineman of the week in 2019. An Oregon player earned the honor in eight of the 12 weeks that Oregon played. No other Pac-12 team won the award more than two times. Sewell won the award a league-high four times, while Throckmorton and Lemieux each won it twice. The trio of Ducks were the only multi-

week award winners during the 2019 season.

Four Ducks offensive linemen moved on to the NFL following the 2019 season with Lemieux and C Jake Hanson both selected in the 2020 NFL Draft. The New York Jets picked Lemieux in the fifth round (No. 150 overall) and the Green Bay Packers selected Hanson in the sixth round (No. 208 overall). Throckmorton signed a free agent deal with the New Orleans Saints, while T Brady Aiello did the same with the Minnesota Vikings.

Terry spent the 2018 season at Wake Forest as the quality control coach for the offensive line and running backs after playing four seasons for the Demon Deacons. The former offensive lineman helped the school to a pair of bowl games (2016 Military Bowl and 2017 Belk Bowl) and earned the starting nod at center in his first career game as a true freshman.

The former offensive lineman came out of Hialeah High School in Florida as one of the top 25 prospects in Dade County by the *Miami Herald*. He served as team captain in both his junior and senior years, helping the Thoroughbreds to nearly 3,800 yards of total offense in 2013. Terry was selected to the Miami-Dade vs. Team Florida All-Star game and attended Al Golden's Football Camps at the University of Miami, where he won the DL MVP award.

The Miami, Florida, native earned his a bachelor's in communications with a minor in entrepreneurship and business.

TERRY'S BACKGROUND

Player (C)

2014-17.....Wake Forest

Coach

2018.....Offensive Quality Control // Wake Forest

2019-20.....Offensive Graduate Assistant // Oregon

2021.....Assistant Coach // Hawai'i

2022.....Assistant Defensive Line // Minnesota Vikings



GRANT UDINSKI

ASSISTANT TO THE HEAD COACH/SPECIAL PROJECTS

OVERALL NFL EXPERIENCE: Third season

COACHING EXPERIENCE: Fourth season

VIKINGS EXPERIENCE: First season

Grant Udinski (U-din-skee) enters his first season with the Vikings as assistant to the head coach/special projects and third season in the NFL in 2022. He previously served as a coaching assistant for the Carolina Panthers from 2020-21.

Udinski entered the NFL coaching ranks with Carolina after spending the 2019 season at Baylor as a graduate assistant.

Prior to becoming a coach, Udinski played defensive end at Towson University from 2016-18. In 2018, he was named a CoSIDA Google Cloud Academic First-Team All-American for his achievements in the classroom. He played in all 12 games in 2018, finishing the season with 28 total tackles, 4.5 sacks and three forced fumbles.

The Doylestown, Pennsylvania, native played one season at Davidson College as a tight end before transferring to Towson in 2016.

UDINSKI'S BACKGROUND

Player (TE/DE)

2014-15.....Davidson

2016-18.....Towson

Coach

2019.....Graduate Assistant // Baylor

2020-21.....Coaching Assistant // Carolina Panthers

2022.....Asst. to the HC/Special Projects // Minnesota Vikings



TYLER WILLIAMS

EXECUTIVE DIRECTOR OF PLAYER HEALTH AND PERFORMANCE

OVERALL NFL EXPERIENCE: 16th season

COACHING EXPERIENCE: 18th season

VIKINGS EXPERIENCE: First season

The Minnesota Vikings announced the hiring of Tyler Williams as executive director of player health and performance on March 9, 2022. Williams spent the past 15 seasons with the Rams in both St. Louis and Los Angeles, serving as the team's director of sports science/assistant athletic trainer during their Super Bowl LVI victory.

Williams, who worked with Head Coach Kevin O'Connell from 2020-21, was named the NFC recipient of the Professional Football Athletic Trainers Society's (PFATS) Tim Davey Assistant Athletic Trainer of the Year after the 2020 season. Named after longtime New York Jets assistant athletic trainer and team/NFL game operations employee Tim Davey, the award is "emblematic of the commitment, dedication and high level of integrity that Davey brought to the profession of athletic training and is representative of his level of service which he dedicated to his surrounding community."

In 2015, Williams was a member of the Rams athletic training staff that won PFATS' Ed Block NFL Athletic Training Staff of the Year, an award that is voted on by the PFATS membership and recognizes one NFL athletic training staff annually for their distinguished service to their club, community, and athletic training profession.

Besides his involvement in PFATS and serving as their director of internal education since 2017, Williams is also a member of the National Athletic Trainers Association (NATA), certified in Functional Movement Screen (FMS-C) and serves on the Lower Extremity Task Force for the NFL Musculoskeletal Community.

Prior to joining the Rams in 2007, Williams was the assistant athletic trainer at Fontbonne University in St. Louis from 2006-07. Williams holds a master's degree from California University of Pennsylvania, earning a performance enhancement specialist certification. He completed his bachelor's degree in exercise science with an emphasis in athletic training at Truman State University. He and his wife, Katie, have a daughter, Delaney.





JOSH HINGST

DIRECTOR OF PLAYER PERFORMANCE

OVERALL NFL EXPERIENCE: 14th season

COACHING EXPERIENCE: 20th season

VIKINGS EXPERIENCE: Second season

Hingst begins his second season with the Minnesota Vikings in 2022 as director of player performance, as he embarks on his 14th NFL season. From 2013-20 Hingst was head strength & conditioning coach with the Philadelphia Eagles, part of a team that won the first Super Bowl title for the franchise, Super Bowl LII over New England, in Minneapolis at U.S. Bank Stadium. Hingst implements a holistic program to address all areas of athletic development, utilizing a variety of strength, speed, and power methods individualized to the needs to each athlete.

In 2013, his first year with the Eagles, Hingst played a major role in the implementation of one of the NFL's first data-driven training systems, introducing technologies such as Catapult-GPS Tracking, Omegawave and Eliteform - Velocity Based Training, that culminated in an NFC East Championship that year. Hingst strives to remain at the forefront of progressive and cutting-edge performance training methods, recently utilizing Force decks, Nordboard, Blood Biomarker and Microbiome testing and Zebra Tracking Systems.

The Eagles were successful during Hingst's tenure, winning three NFC East titles, Super Bowl LII and making a return to the NFC Divisional Playoffs in 2018. After the 2017 season Hingst was awarded the Professional Strength & Conditioning Association Champions Award. The Eagles finished as the healthiest team in the league in 2016 based on games lost due to injury and finished in the top 10 of the category five times while Hingst led the program.

Prior to Philadelphia, Hingst served as the assistant strength coach for the Jacksonville Jaguars (2011-12). From 2009-11, he worked as the director of sports nutrition at the University of Nebraska-Lincoln where he directed fueling practices for all 21 sports. Before his time with the Huskers, Hingst worked as the

team nutritionist for the Atlanta Falcons (2008-09), where he oversaw nutrition and assisted in strength and conditioning capacities. His first full-time position was as an assistant strength & conditioning coach at Florida State University (2004-08). He was fortunate to get his first start in the field as an undergrad at the University of Nebraska working for Boyd Epley, Mike Arthur, and the Husker Power Performance Staff.

In 2013, Hingst published "The Athlete's Guide to Sports Supplements," and he has written for industry publications throughout his career. He speaks regularly at conferences, holds a master's degree and is working toward a doctorate. Hingst is a registered dietitian, a certified strength and conditioning specialist and has completed a number of professional development courses in the areas of speed and movement development, postural restoration and functional manual therapy techniques.

A native of Hooper, Nebraska, Hingst earned a pair of bachelor's degrees at Nebraska in nutritional science and dietetics, as well as in exercise science. He holds a master's degree in clinical nutrition from Florida State and has studied for a doctorate in exercise physiology at Nebraska. Hingst and his wife, Megan, have two daughters, June and Grace.

HINGST'S BACKGROUND

Coach

2004-08... Assistant Strength & Conditioning // Fla. State Univ.

2008-09... Team Nutritionist // Atlanta Falcons

2009-11 Director of Sports Nutrition // Univ. of Nebraska

2011-12 Assistant Strength Coach // Jacksonville Jaguars

2013-20 Head Strength & Conditioning // Philadelphia Eagles

2021 Head Strength & Conditioning // Minnesota Vikings

2022 - Director of Player Performance // Minnesota Vikings





DERIK KEYES

ASSISTANT DIRECTOR OF PLAYER PERFORMANCE

OVERALL NFL EXPERIENCE: 11th season

COACHING EXPERIENCE: 14th season

VIKINGS EXPERIENCE: Sixth season

Derik Keyes enters his sixth season with the Vikings as assistant director of player performance in 2022. Keyes started with the Vikings in 2017 and helped the team earn the 2017 NFC North division title, after a 13-3 season, in which the team advanced to the NFC Championship Game. The Vikings have made two playoff appearances in the last four seasons (2017 and 2019), since Keyes began his tenure with the club. Keyes assists with all aspects of the weight training, speed training, and return to play program.

Keyes held the same position with the Cleveland Browns from 2013-16. Keyes also served with Houston Texans in 2012 where the team went 12-4, winning the AFC south division under former Head Coach Gary Kubiak.

During his time in Cleveland, Keyes worked directly with WRs and DBs in the 2016 season, where he was a part of one of the first high performance models in the NFL. The performance model was on the cutting edge of strength and conditioning with the aim of performance enhancement and injury prevention.

While in Houston, Keyes assisted with all aspects of the weight training, speed training, and return to play program. Keyes served under the 2012 NFL Strength Coach of the Year, Cedric Smith, and helped the Texans claim an AFC South title in his lone season with the club.

In 2011, Keyes returned to his alma mater, Louisiana-Lafayette, where he worked with football and served as the director of strength and conditioning for men's and women's track and field. The Ragin' Cajuns football team made school history winning the New Orleans Bowl, their first official bowl appearance, in 2011. Keyes also served as the director of freshman football development.

As a graduate assistant strength and conditioning coach at South Alabama in 2010, Keyes helped the Jaguars complete their second official season with an undefeated record (10-0) under Head Coach Joey Jones. Keyes also assisted the Jaguars by developing workouts for several Olympic programs as well as volleyball, men's and women's tennis, baseball, basketball, track and field. He started his coaching journey at University Louisiana-Lafayette as a football strength and conditioning intern in 2009.

A four-year letterman at safety with the Ragin' Cajuns from 2004-08, Keyes earned Sun Belt All-Conference Honors and Sunbelt Player of the Week after recording 18 tackles in a game against Kansas State in 2008. Keyes served as team captain, Team Defensive MVP and earned the Hammer Award, given to the player who delivered the hardest hits of the season.

Keyes graduated with a bachelor's degree in 2008 from the University of Louisiana at Lafayette and obtained his master's degree from the University of California-Pennsylvania in performance enhancement and injury prevention in June 2022. He is a certified Performance Enhancement Specialist through the National Academy of Sports Medicine. Some of his other certifications include the following: PES, CES, and CPT, USAW Sports Performance Coach, NSCA Member, Certified Speed Specialist through the NASE - CSS, AED and CPR.

Keyes is originally from Laurel, Mississippi, and raised in Lafayette, Louisiana. He attended Lafayette High School where he lettered all four years in football and track and field. Keyes was a standout athlete and was awarded All-District, All-Acadiana, All-Parish, and All-State Honors. He also served as the team captain and earned Team MVP for the Mighty Lions.

His father, Brian Keyes, was a professional body builder who won Mr. Mississippi titles in 1985-86. Keyes is the son of Barbara (Durr) Beardsley and is married to his wife, Victoria, with whom he welcomed a baby girl, Nova, with in 2022.

KEYES' BACKGROUND

Player (5)

2004-08..... Univ. of La. at Lafayette

Coach

2009 Strength and Conditioning Intern // Univ. of La. at Lafayette
2010 Strength and Conditioning GA // Univ. of South Ala.
2011..... Asst. Strength and Conditioning // Univ. of La. at Lafayette
2012 Asst. Strength and Conditioning // Houston Texans
2013 - 16..... Asst. Strength and Conditioning // Cleveland Browns
2017 - 21 Asst. Strength and Conditioning // Minnesota Vikings
2022 - Asst. Director of Player Performance // Minnesota Vikings





MARQUIS JOHNSON

ASSISTANT PLAYER PERFORMANCE

OVERALL NFL EXPERIENCE: Fourth season

COACHING EXPERIENCE: 15th season

VIKINGS EXPERIENCE: Second season

Marquis Johnson enters his second season on the Vikings strength and conditioning staff in 2022 as assistant player performance. He most recently served as an assistant strength and conditioning coach at Jackson State in 2020.

Johnson is a certified strength and conditioning coach through the NSCA as well as through the Collegiate Strength & Conditioning Association. Throughout his career, he has utilized progressive sports science technologies such as StatSports GPS Tracking and helped facilitate various individualized recovery strategies. He continues to push the envelope and is familiar with a variety of methods to enhance strength, power, speed, and agility.

He was named coordinator of strength & performance in February of 2019 at the University of Houston after two seasons with the San Francisco 49ers (2017-18) as a strength & conditioning assistant. He joined the 49ers after serving as an assistant strength coach at the University of Tennessee in 2016.

Johnson joined Tennessee's athletic department after stops in Texas as the head strength coach at Memorial (Port Arthur) High School (2014-16), West Brook (Beaumont) High School (2012-14) and Galena Park (TX) High School (2010-12). In addition to his strength & conditioning duties, Johnson worked with defensive backs, defensive linemen and outside linebackers in football, as well as the school's powerlifting programs.

Before his time in the high school ranks, Johnson spent two academic years (2008-10) at Eastern Michigan University, where he began as a graduate assistant and later moved to the

school's interim head strength & conditioning coach. In addition to football at EMU, Johnson worked with the school's men's and women's basketball teams, golf, tennis and soccer teams. While at Eastern Michigan, he earned his master's degree in administration.

A native of Houston, Texas, Johnson played collegiately at Prairie View A&M University (2004-08) where he began as a tight end before moving to defensive end. His younger brother, Jerrod, is the Vikings' assistant quarterbacks coach as of 2022. He received his bachelor's degree in human performance from Prairie View A&M.


JOHNSON'S BACKGROUND

Player (TE/DL)

2004 - 08 Prairie View A&M

Coach

2008 - 10 Graduate Assistant/Interim Head S&C // Eastern Mich. Univ.
2010 - 12 Head Strength and Conditioning // Galena Park (TX) HS
2012 - 14 Head Strength and Conditioning // West Brook (TX) HS
2014 - 16 Head Strength and Conditioning // Memorial (TX) HS
2016 Assistant Strength and Conditioning // Tennessee
2017 - 18 Asst. Strength and Conditioning // San Francisco 49ers
2019 Coor. of Strength & Performance // Univ. of Houston
2020 Assistant Strength and Conditioning // Jackson St. Univ.
2021 Asst. Strength and Conditioning // Minnesota Vikings
2022 - Asst. Player Performance // Minnesota Vikings



DAN RIDENOUR

ASSISTANT PLAYER PERFORMANCE/SPORTS SCIENCE

OVERALL NFL EXPERIENCE: First season

COACHING EXPERIENCE: 11th season

VIKINGS EXPERIENCE: First season

Dan Ridenour (ride-nour) joins the Vikings in 2022 as assistant player performance/sports science after serving as the assistant director of the Nebraska Athletic Performance Lab at the University of Nebraska from 2020-22.

During his time as assistant director, Ridenour assisted with the overall management of Nebraska Sports Science by working with coaching and support staffs on the integration of technologies, training strategies and rehabilitation processes to promote athlete development, health and training efficiency. Ridenour did two stints at Nebraska, serving as an assistant strength coach for Nebraska from July 2015 to October 2018, working with track and field, women's gymnastics and men's and women's tennis.

Prior to returning to Nebraska, Ridenour worked for Wilmington College as the school's first Director of Athletic Performance, overseeing the training of 13 teams and the department's internship program.

From 2012-15, Ridenour was a graduate assistant at St. John's University (2015), strength as a conditioning intern with the University of Memphis football program (2014) and interned with the University of Minnesota football program (2012-13).


He also served as the Director of Athletic Training and Program Development, Spark Athletic, in Kuwait City, Kuwait during that time span.

Ridenour is a graduate of Luther College, earning degrees in physical education and communications studies. He received his master's in exercise science from the University of Nebraska-Omaha and is working towards his professional doctorate in human performance innovation at the University of Limerick.

RIDENOUR'S BACKGROUND

Coach

2012-13 Strength and Conditioning Intern // Univ. of Minnesota
2013-14 Dir. of Ath. Training and Program Development // Spark Athletic
2014 Athletic Performance Intern // Univ. of Memphis
2015 Athletic Performance Graduate Asst. // St. John's Univ.
2015-18 Strength and Conditioning Coach // Univ. of Neb.-Lincoln
2018-20 Senior Performance Specialist // Ignition APG
2020-21 Senior Applied Sports Scientist // Univ. of Neb.-Lincoln
2021-22 Asst. Dir. Athletic Performance Lab // Univ. of Neb.-Lincoln
2022 - Asst. Player Performance/Sports Science // Minnesota Vikings



URIAH MYRIE

HEAD ATHLETIC TRAINER

OVERALL NFL EXPERIENCE: Seventh season

VIKINGS EXPERIENCE: First season

Uriah Myrie joins the Vikings as head athletic trainer for his seventh NFL season and 13th overall in athletic training. Myrie spent the past five seasons with the Houston Texans as an assistant athletic trainer, where he served as a supervisor for the summer and year-long internship program and sports medicine fellowship, a preceptor for clinical affiliated athletic training education programs and a coordinator for concussion management.

Prior to his time with the Texans, Myrie worked with the Arizona State University football team from 2015-17, serving as a program assistant athletic trainer, specifically working with player rehabilitation.

Myrie spent the 2014 season interning for the Buffalo Bills after serving as a graduate assistant athletic trainer with the University of Utah football program (2012-14) and an assistant athletic trainer for Hudson Valley Community College from 2011-12. He broke into the NFL as a summer intern with the Carolina Panthers in 2009 and spent two seasons with the club.

The Albany, New York, native earned his bachelor's degree in athletic training from the University of Delaware in 2011 before obtaining his master's degree in exercise and sports science from Utah in 2014.

Myrie is a NCSA Certified Strength and Conditioning Specialist, NASM Corrective Exercise Specialist and Performance

Enhancement Specialist. He also received his Sports Manual Therapy Certification from the Institute for Athlete Regeneration in 2018 and 2020. Myrie is certified in Active Release Techniques (Upper Extremity, Spine and Lower Extremity), Dry Needling (Structure and Function Level 1 and Level 2), Fascial Manipulation (Stecco Method Level 1), Owens Recovery Science (Blood Flow Restriction) and in the Graston Technique Instrument Assisted Soft Tissue Mobilization. The Albany, New York, native is also a Certified Healthcare Provider in Basic Life Support by the American Heart Association, an NATA BOC Certified Athletic Trainer and received his Texas State Licensure.

He also gained training in manual therapy techniques in dry needling, fascial manipulation and active release techniques for upper and lower extremities and spine.





MATT DUHAMEL

DIRECTOR OF REHABILITATION

OVERALL NFL EXPERIENCE: 11th season

VIKINGS EXPERIENCE: 10th season

Matt Duhamel is in his third season in 2022 as the Vikings director of rehabilitation. Duhamel was previously a member of the Vikings athletic training staff from 2010-2016 as an assistant athletic trainer/physical therapist. From 2016-2020, he was the director of athletic therapy for the NBA's Minnesota Timberwolves.

Duhamel will assist on Tyler Williams' staff with injury prevention, evaluation, treatment and rehabilitation while drawing on his experience and training as a licensed physical therapist.

Duhamel worked during the offseason in the Twin Cities as an outpatient physical therapist with NovaCare Rehabilitation from 2010-12, while assisting the Vikings in-season and he previously gained NFL experience before joining the Vikings. He spent the 2006 season with the New England Patriots and worked with the team during the offseasons of 2005 and 2010 as an athletic training intern and physical therapy clinical student.

A member of the National Athletic Trainer's Association and the American Physical Therapy Association, Duhamel earned

his undergraduate degree in athletic training at Northeastern University, where he worked with the football and men's basketball teams. He went on to earn his doctorate of physical therapy from Boston University in 2010. Duhamel is certified by the American Board of Physical Therapy Specialties as a Sports Clinical Specialist and by the National Academy of Sports Medicine as a Corrective Exercise Specialist and Performance Enhancement Specialist.

A native of Lawrence, Massachusetts, Duhamel resides in Edina, Minnesota, with his wife, Jamie, and their sons, Colin and Ryan.



DAVID JANTZI

ASSISTANT ATHLETIC TRAINER/PHYSICAL THERAPIST

OVERALL NFL EXPERIENCE: Ninth season

VIKINGS EXPERIENCE: Sixth season

David Jantzi enters his sixth season as an assistant on the Vikings athletic training staff in 2022 as assistant athletic trainer/physical therapist. He spent the 2016 season working with Twin Cities Orthopedics during the offseason and then joined the Vikings at the beginning of the 2016 season to assist the Vikings medical staff. Before joining the Vikings, Jantzi earned his first full-time NFL position with the NFC North rival Chicago Bears. Jantzi assists in the evaluation and care of all injuries sustained and helps implement proactive treatment and rehabilitation programs for the athletes.

Jantzi started in the athletic training field as a student at the University of Nebraska, where he assisted with the athletic training staff for football during his undergraduate days. Following his graduation in 2003 with a bachelor's degree in athletic training, he went on to A.T. Still University's Arizona School of Health Sciences to earn his doctorate degree in physical therapy. After graduation, he moved to Minnesota where he

worked for NovaCare Rehabilitation and gained his first NFL exposure by interning with the Vikings during summer offseason programs from 2007-10. He left NovaCare to become the Head Athletic Trainer for the Arena Football League's Chicago Rush in 2011-12 and later returned to Minnesota again to help provide game day coverage during the 2013 season. Jantzi is a Certified Strength and Conditioning Specialist by the National Strength and Conditioning Association. Jantzi is also a certified in Level 2 dry needling. The Vikings staff was honored by their NFL peers as the Athletic Training Staff of the Year for 2017 as part of the annual Ed Block Courage Award gala.

Jantzi, a native of Wood River, Nebraska, and graduate of Wood River High School, is a member of the National Athletic Trainers' Association. He is also a licensed physical therapist in Minnesota. Jantzi is married to Sarah and the couple resides in St. Michael with their sons, Daxon and Rocco.



AMANDA DEKANICK

ASSISTANT ATHLETIC TRAINER

OVERALL NFL EXPERIENCE: Fifth season

VIKINGS EXPERIENCE: Fifth season


Amanda DeKanick returns to the Vikings athletic training staff for her fifth season in 2022. Amanda is the first full-time female athletic trainer in the history of the Vikings franchise and was the eighth in the NFL at the time of her hiring in spring 2019.

DeKanick worked as an athletic training camp intern for the Vikings during the 2017 season before heading to Grand Forks, where she primarily worked with the University of North Dakota softball team. Aside from orthopedic injuries, she dealt with mental illness cases including disordered eating and sports psychology.

As an undergrad, DeKanick earned her bachelor's in exercise science from Concordia University in St. Paul where she interned

with the football team and went on to earn a master's in athletic training from Texas A&M. While in graduate school, she assisted in the day-to-day athletic training operations with the Aggies football, volleyball, and swim and dive teams. She is a member of the industries' professional organization, the National Athletic Trainers' Association (NATA).

A Twin Cities native and graduate of Irondale High School, DeKanick grew up in a sports family where she played softball and hockey. She lives in West St. Paul with her dog, Harley and enjoys being outdoors along with adventuring to new places.



CONNOR WHICKER

ASSISTANT ATHLETIC TRAINER

OVERALL NFL EXPERIENCE: Second season

VIKINGS EXPERIENCE: First season

Connor Whicker is entering his first season with Minnesota as an assistant athletic trainer, where he is responsible for providing high-level healthcare services for the team, including the prevention, evaluation, clinical management and rehabilitation of injuries.

Prior to joining the Vikings, Whicker served as the football assistant athletic trainer for University of Louisville. He also has completed athletic training camp internships with the Houston Texans, Miami Dolphins and Carolina Panthers. During his time with the Texans, Whicker was responsible for coordinating and implementing COVID protocols to create a safe workplace.

He also served as the liaison between the sports medicine staff and team physicians.

Whicker obtained his bachelor's degree in athletic training from High Point University before earning his master's degree in sport management from the University of Arkansas.

A native of Charlotte, North Carolina, Whicker resides in Rosemount, MN with his wife, Lauren and their golden retriever, Bailey. Whicker obtained his bachelor's degree in athletic training from High Point University before earning his master's degree in sport management from the University of Arkansas.



AUBREY DUDLEY

CONTRACTED ASSISTANT ATHLETIC TRAINER - TCO

OVERALL NFL EXPERIENCE: Second season

VIKINGS EXPERIENCE: Second season

Aubrey Dudley begins her second season as a contracted assistant athletic trainer through Twin Cities Orthopedics in 2022. Dudley began working as a certified athletic trainer at TCO in July of 2018 following her college graduation, where she was contracted to work at Apple Valley High School (2018-21), prior to being offered a role with the Vikings in 2021.

In her time at Apple Valley High, Dudley was the only certified athletic trainer at the school and covered all sports at all levels. She also held a similar role with Hickman High School in Columbia, Missouri, as part of a rotation while completing her degree in 2018.

Prior to working at Apple Valley High, Dudley worked at the University of Missouri in spring 2018 in their recreational and club sports as an athletic training student, where she developed at-

home rehabilitation programs for club and recreational athletes and gained experience in SCAT-5, and emergency and semi-emergent situations. Also at Missouri, she worked as an athletic training student, supporting various sports from 2015-16, most heavily with Mizzou football, and assisted in primary care at the University of Missouri Health Care System in spring 2017, where she was able to rotate through various departments and observe surgical procedures.

Dudley received her bachelor of health sciences in athletic training with a minor in psychology from the University of Missouri in 2018. Born in Birmingham, Alabama, Dudley and her family moved to Woodbury, Minnesota, her current place of residence, where she grew up playing soccer and also ran track.



REMI FAMODU-JACKSON

HEAD PERFORMANCE DIETITIAN

OVERALL NFL EXPERIENCE: Fourth season

VIKINGS EXPERIENCE: Fourth season

Remi Famodu-jackson returns to the Vikings for her fourth season in 2022 as the team's Head Performance Dietitian, after previously serving as a sports dietitian at Training HAUS and a registered dietitian and manager of nutrition services at Twin Cities Orthopedics.

Famodu-jackson got her start in the NFL as a sports dietitian with the Vikings in 2019 and provided sports nutrition therapy to players before beginning her full-time role with the Vikings in 2022. Prior to her time with Twin Cities Orthopedics and Training HAUS, she served as a clinical dietitian in West Virginia from 2015-17, while simultaneously working in the PEIA Weight Management Program.

Famodu-jackson began her career as a health coach and student worker at Well Works at Ohio University, a position she held from 2010-12, while obtaining her bachelor's degree.

Throughout her career, Famodu-jackson has had multiple published publications and now will serve as Director of Learning and Development for the NFL Registered Dietitians Society

(NFLRDS). She has also received many awards while in college and in her professional career, both in the medical field as well as during her time as a collegiate soccer player.

Famodu-jackson received her bachelors of science in dietetics in 2012 from Ohio University, where she was also a varsity letter winner for OU Women's Soccer in 2008, 2009 and 2011. She then obtained her masters of science in human nutrition and foods in 2014 from West Virginia University before continuing on to earn her doctorate in animal and food science from WVU in 2017.

Famodu-jackson and her husband reside in Burnsville, Minnesota, with their daughter.

TACKLING NUTRITION

Remi Famodu-jackson PhD, RDN, CSSD, LDN, CLT, is a registered licensed dietitian and board certified specialist in sports nutrition. Famodu-jackson has experience working in weight loss and weight management clinics, as well as working with clients needing disease-specific nutrition. With the Vikings, she ensures that our players are fueled up and ready for game days.

During the 2021 season, Famodu-jackson was tasked with providing Friday meals for players. She used that task as an opportunity to spotlight local restaurants owned by marginalized groups and provide visibility for these businesses, while simultaneously ensuring that our players' nutritional needs were met.



2022 MINNESOTA VIKINGS SPORTS MEDICINE STAFF

Chris Larson, MD.....	Head Team Physician – Orthopedics
Chris Coetzee, MD.....	Team Physician - Orthopedics
Brian Bjerke, MD.....	Team Physician - Orthopedics
Corey Wulf, MD.....	Team Physician - Orthopedics
Sheldon Burns, MD.....	Team Physician – Family Practice/Sports Medicine
David Olson, MD.....	Team Physician – Family Practice/Sports Medicine
Brian Allen, MD.....	Team Physician – Family Practice/Sports Medicine
David Haase, DC.....	Team Chiropractor
Jon Graves, DC.....	Sports Medicine Specialist
Brownell Mack, PsyD, LP.....	Mental Health Clinician



BRIAN ASAMOAH II

33

POSITION: Linebacker

HEIGHT/WEIGHT: 6-0/226

DOB: 3-29-00

HOMETOWN: Columbus, Ohio

COLLEGE: Oklahoma

ACQUIRED: D3 2022

NFL SEASON: R

VIKINGS SEASON: R

2022 GP/GS
3/0

Career GP/GS
3/0

Playoffs GP/GS
0/0

OFF THE FIELD

- Last name is pronounced "uh-suh-MOH-ah."
- Goes by BA instead of Brian
- Of Ghanaian descent like Vikings GM Kwesi Adofo-Mensah.
- Every number he has worn equals to six. Wore 24 in college.
- Owns a french bulldog named Chrome.
- Has three brothers and one little sister.
- Graduated in December 2021 with a degree in human relations.

TRANSACTIONS

- Third-round (66th overall) pick out of Oklahoma in the 2022 NFL Draft, becoming the first defensive player the Vikings drafted out of Oklahoma since former LB Rufus Alexander (2007, 176th overall).

CAREER NOTES

- Member of three Big 12 championship teams, two College Football Playoff squads and teams that won the 2020 Cotton Bowl and 2021 Alamo Bowl in his four seasons (teams went a combined 44-8).
- A 2021 Butkus Award semifinalist and Second-Team All-Big 12 selection by league coaches and media.

2022 - Minnesota Vikings

- Made his NFL debut vs. Green Bay (9/11) appearing on special teams.
- Recorded his first career special teams tackle vs. Detroit (9/25).

College - Oklahoma

- Finished his career at Oklahoma playing in 37 games (19 starts), making 179 tackles, 13.0 tackles for loss, 5.0 sacks, one interception returned 29 yards, three forced fumbles and five passes defensed.
- Played in 12 of team's 13 games in 2021 (10 starts) and posted a squad-high 90 tackles (55 solo), as well as 4.0 tackles for loss and two forced fumbles.
- Registered career highs of 14 tackles and 2.0 TFLs while forcing a fumble at Baylor (11/13/21) and logged 10 tackles, 1.0 sack and a forced fumble vs. Iowa State (11/20/21).
- Played in all 11 games as a redshirt sophomore in 2020 and made nine starts; led team with 66 tackles (34 solo) to go along with 5.5 TFLs, 2.0 sacks, four pass breakups, five QB hurries and a forced fumble.
- Recorded first career interception (returned 29 yards) and seven tackles in Cotton Bowl win over No. 10 Florida (12/30/20).
- Played in 13 of 14 games in 2019 as OU qualified for the College Football Playoff and finished 12-2; made 23 tackles, 3.5 TFLs and 2.0 sacks.
- Redshirted in 2018 (did not play).

College - Honors

- 2021 Butkus Award Semifinalist.
- 2021 First-Team Academic All-Big 12 selection.
- 2020 Second-Team Academic All-Big 12 selection (coaches, media, AP).

Prep - St. Francis De Sales

- Ranked as a three-star recruit by 247Sports, ESPN and Rivals.
- Rated as the No. 29 outside linebacker in the country by ESPN, No. 39 by 247Sports and No. 42 by Rivals.
- No. 19 player in Ohio by 247Sports and No. 22 by Rivals and ESPN.
- Posted 36 tackles (8.0 for loss and 1.5 sacks) and two pass breakups as a senior.
- Two-way player who also ran for 1,697 yards and 18 touchdowns on 248 carries and caught two passes for 90 yards and a touchdown in his high school career.
- Also received offers from Michigan, Notre Dame, Penn State and others.

ASAMOAH II'S REGULAR SEASON STATISTICS

Year	GP/GS	Solo	Asst.	Total TKL	Sacks	INTs	PBU	TFL	QBH	FF/FR	ST TKL
2022 (Min)	3/0	0	0	0	0.0	0	0	0	0	0/0	1
Totals	3/0	0	0	0	0.0	0	0	0	0	0/0	0

ASAMOAH II'S GAME-BY-GAME											
2022	MIN	U	A	T	TFL	SK	QH	FF	FR	INT	PD
9/11	GB	0	0	0	0	0.0	0	0	0	0	0
9/19	@ PHI	0	0	0	0	0.0	0	0	0	0	0
9/25	DET	0	0	0	0	0.0	0	0	0	0	0
10/2	@ NO										
10/9	CHI										
10/16	@ MIA										
10/30	ARI										
11/6	@ WAS										
11/13	@ BUF										
11/20	DAL										
11/24	NE										
12/4	NYJ										
12/11	@ DET										
12/18	IND										
12/24	NYG										
1/1/23	@ GB										
1/8/23	@ CHI										
GP/GS: 2/0		0	0	0	0	0.0	0	0	0	0	0



ROSS BLACKLOCK

96

POSITION: Defensive Line
HEIGHT/WEIGHT: 6-3/290
DOB: 7-9-98
HOMETOWN: Missouri City, Texas

COLLEGE: TCU
ACQUIRED: T (HOU) '22
NFL SEASON: 3
VIKINGS SEASON: 1

2021 GP/GS
3/0

Career GP/GS
32/3 (3/0-MIN, 29/3-HOU)

Playoffs GP/GS
0/0

OFF THE FIELD

- Son of Jimmy and Lisa Blacklock.
- His father, Jimmy, played for and later served as a coach for the Harlem Globetrotters.
- Teamed with Vikings G/C Austin Schlottmann at TCU (2016-17).

TRANSACTIONS

- Selected by the Houston Texans in the second round (40th overall) of the 2020 NFL Draft.
- Acquired by the Vikings via trade on 8/30/22.

CAREER NOTES

- Prior to joining Minnesota, played in 29 career games, making three starts, with the Texans and totaled 36 tackles (24 solo), eight QB hits, two passes defended, 2.0 sacks and one forced fumble.

2022 - Minnesota Vikings

- Made his Vikings debut vs. Green Bay (9/11) appearing in 10 snaps defensively.

2021 - Houston Texans

- Played in 14 games (two starts) and tallied career highs in tackles (22 total, 14 solo), tackles for loss (two), sacks (2.0), quarterback hits (six), pass defenses (two) and his first career forced fumble.
- Recorded his first NFL sack and forced fumble on QB Sam Darnold in Week 3 against Carolina (9/23).
- Finished with four tackles (two solo), 1.0 sack, one quarterback hit and two tackles for loss at Tennessee (11/21). Sacked QB Ryan Tannehill for a loss of five yards in the fourth quarter.
- Logged a season-high four tackles (three solo) as well as one quarterback hit vs. Seattle (12/12).
- Made his first start of the season and logged one solo tackle and one pass defended vs. the L.A. Chargers (12/26).
- Posted a career-high two quarterback hits in addition to one solo tackle vs. Tennessee (1/9/22).

2020 - Houston Texans

- Saw action in 15 games (one start) as a rookie and logged 14 total tackles (10 solo), one tackle for loss and two quarterback hits.
- Made his NFL debut in Week 1 at Kansas City (9/10).
- Logged his first career tackle for loss in Week 6 at Tennessee (10/18).
- Notched his first career quarterback hit in Week 11 vs. New England (11/22).
- Recorded a quarterback hit and one tackle in Week 16 vs. Cincinnati (12/27).
- Started his first career game in Week 17 vs. Tennessee (1/3/21).

College - TCU

- Spent four seasons (2016-19) at Texas Christian University in Fort Worth, Texas, where he played in 26 total games and finished his collegiate career with 67 total tackles (39 solo), 15.5 tackles for loss and 5.5 sacks.
- Started all 12 games as a junior in 2019 and tied for the team lead with 3.5 sacks, while adding 9.0 tackles for loss and a single-season career high of 40 total tackles (25 solo). Named First-Team All-Big 12, Second-Team AP All-Big 12 and was an Honorable-Mention Big 12 Defensive Lineman of the Year.
- Suffered an injury in preseason camp as a sophomore and was sidelined for the entire 2018 season.
- Started all 14 games as a redshirt freshman in 2017 and totaled 27 tackles (13 solo), 6.5 tackles for loss and 2.0 sacks, earning 2017 Freshman All-American honors from FWAA and the 2017 Big 12 Co-Defensive Freshman of the Year award. Matched his single-game career high with five stops, including a season-best two tackles for loss in the Valero Alamo Bowl win over Stanford.
- Redshirted his first season on campus in 2016.

Prep - Elkins High (Missouri City, Texas)

- Attended Elkins High School in Missouri City, Texas where he posted 56 tackles, 10 tackles for loss, 3.0 sacks and 11 quarterback hurries as a senior, earning him an invite to play in the U.S. Army All-American Bowl.
- Rated a four-star defensive tackle by 247Sports.com and ranked the fourth-best defensive tackle in Texas and the 18th-best in the country.

BLACKLOCK'S REGULAR SEASON STATISTICS

Year	GP/GS	Solo	Asst.	Total TKL	Sacks	INTs	PBU	TFL	QBH	FF/FR	ST TKL
2020 (Hou)	15/1	10	4	14	0.0	0	0	1	2	0/0	0
2021 (Hou)	14/2	14	8	22	2.0	0	2	2	6	1/0	0
2022 (Min)	3/0	1	0	1	0.0	0	0	1	0	0/0	0
Total	32/3	25	12	37	2.0	0	2	4	8	1/0	0

BLACKLOCK'S GAME-BY-GAME												
2021	MIN	U	A	T	TFL	SK	QH	FF	FR	INT	PD	
9/12	@ CIN	2	0	2	0	0.0	0	0	0	0	0	
9/19	@ ARZ	0	0	0	0	0.0	0	0	0	0	0	
9/26	SEA	0	0	0	0	0.0	0	0	0	0	0	
10/3	CLE	INACTIVE										
10/10	DET	0	0	0	0	0.0	0	0	0	0	0	
10/17	@ CAR	0	0	0	0	0.0	0	0	1	0	0	
10/31	DAL	0	0	0	0	0.0	0	0	0	0	0	
11/7	@ BAL	4	1	5	0	0.0	0	0	0	0	0	
11/14	@ LAC	0	0	0	0	0.0	0	0	0	0	0	
11/21	GB	0	0	0	0	0.0	0	0	0	0	0	
11/28	@ SF	0	0	0	0	0.0	0	0	0	0	0	
12/5	@ DET	1	0	1	0	0.0	0	0	0	0	0	
12/9	PIT	4	0	4	0	0.0	0	0	0	0	0	
12/20	@ CHI	0	0	0	0	0.0	0	0	0	0	0	
12/26	LAR	0	0	0	0	0.0	0	0	0	0	0	
1/2/22	@ GB*	5	1	6	0	0.0	0	0	0	0	0	
1/9/22	CHI	INACTIVE										
GP/GS: 15/1		16	3	19	0	0.0	0	0	0	0	0	

2022	MIN	U	A	T	TFL	SK	QH	FF	FR	INT	PD	
9/11	GB	0	0	0	0	0.0	0	0	0	0	0	
9/19	@ PHI	1	0	1	1	0.0	0	0	0	0	0	
9/25	DET	0	0	0	0	0.0	0	0	0	0	0	
10/2	@ NO*											
10/9	CHI											
10/16	@ MIA											
10/30	ARI											
11/6	@ WAS											
11/13	@ BUF											
11/20	DAL											
11/24	NE											
12/4	NYJ											
12/11	@ DET											
12/18	IND											
12/24	NYG											
1/1/23	@ GB											
1/8/23	@ CHI											
GP/GS: 3/0		1	0	1	1	0.0	0	0	0	0	0	



DAVID BLOUGH

11

POSITION: Quarterback
HEIGHT/WEIGHT: 6-1/205
DOB: 7/31/95
HOMETOWN: Carrollton, TX
COLLEGE: Purdue
ACQUIRED: PS '22
NFL SEASON: 4
VIKINGS SEASON: 1

2022 GP/GS
PS

Career GP/GS
7/5 (0/0-MIN, 7/5-DET)

Playoffs GP/GS
0/0

OFF THE FIELD

- Pronounced "blau."
- Earned his bachelor's degree in organizational leadership and master's in health and kinesiology.
- Enjoys magic tricks, ping pong, chess and golf.
- Volunteered for five mission trips to South Africa with the Fellowship of Christian Athletes while at Purdue.

TRANSACTIONS

- Signed with the Cleveland Browns on 5/3/19.
- Traded to the Detroit Lions on 8/30/19.
- Waived by the Detroit Lions on 9/5/20.
- Signed to the Lions' practice squad on 9/6/20.
- Re-signed with the Lions on 3/22/22.
- Waived by the Lions on 8/31/22.

CAREER NOTES

- Among all-time Lions quarterbacks in their first five career starts, his 94 completions rank as the fifth-most. Excluding the 1987 strike season with replacement players, Blough became the first undrafted rookie quarterback to start a game in franchise history.
- Joined QB Marcus Mariota as the only quarterbacks in the last 25 seasons to throw for two touchdowns in the first quarter of their NFL debuts.

2022 - Minnesota Vikings

- Signed to the Vikings practice squad on Sept. 2.

2021 - Detroit Lions

- Played in one game during the 2021 season and rushed for six yards on one carry.

2020 - Detroit Lions

- Appeared in one game completing six passes on 10 attempts for 49 yards. Also rushed for 18 yards on one carry.

2019 - Detroit Lions

- Started in his NFL debut and completed 22-of-38 passes (57.9%) for 280 yards and two touchdowns, including the third-longest first-career completion (75-yard TD pass to WR Kenny Golladay) in NFL history, in Week 13 vs. Chicago (11/28/19). His 280 passing yards were the most by a Lions QB in their NFL debut and the second-most by an undrafted rookie QB in his debut in NFL history.
- Caught a 19-yard touchdown pass from WR Danny Amendola in Week 17 vs. Green Bay (12/29/19). He joined QB Marcus Mariota (2015) as the only rookie QBs since the NFL merger to record a touchdown reception, and joined Lions QB Gary Danielson (1984) as the only QBs in franchise history to catch a touchdown.

College - Purdue

- Earned Academic All-Big Ten 2015-17.
- Appeared in nine games, making five starts in 2017. Completed 102 of 157 passing attempts (.650) for 1,103 yards and nine touchdowns with four interceptions for the year.
- Led the Big Ten in passing average per game (279.3) in 2016. Also completed 295 of 517 passes (.570) for 3,352 yards and 25 touchdowns with 21 interceptions.
- Appeared in 10 games, making eight starts, in 2015 and took over as the starting quarterback in the fourth game of the season vs. Bowling Green. Completed 169 of 293 passing attempts (.577) for 1,574 yards with 10 touchdowns and eight interceptions on the year.
- Did not play in 2014.

Prep - Creekview (Texas)

- Three-year letter winner.
- Three-star prospect by 247Sports.com, ESPN, Rivals.com and Scout.com. Named Elite 11 quarterback. Four-time winner of Crimson Honor in football.
- Week 10 Texas High School Player of the Week as a senior.
- Two-time team MVP his junior and senior year.
- Amassed 57 total touchdowns in high school career.
- Totalled 5,800 yards in high school career.

BLOUGH'S REGULAR SEASON STATISTICS

Year	GP/GS	PASSING								RUSHING			
		Att	Comp	Pct	Yds	TD	INT	Lg	Sk/Yds	Rtg	Rush	Yds	TD
2019 (Det)	5/5	174	94	54.0%	984	4	6	75t	14/104	64.0	8	31	0
2020 (Det)	1/0	10	6	60.0%	49	0	1	20	1/10	32.9	1	18	0
2021 (Det)	1/0	0	0	0.0%	0	0	0	0	1/6	0.0	1	6	0
Totals	7/5	184	100	54.3%	1,033	4	7	75t	16/120	62.2	10	55	0

BLOUGH'S GAME-BY-GAME (*STARTS)														
2019	DET	PASSING								RUSHING				
		Att.	Comp.	Yds.	Pct.	TD.	INT.	Lg.	Sk/Yds.	Rating	Rush	Yds	TD	Score
9/8	@ ARI							INACTIVE						
9/15	LAC							INACTIVE						
9/22	@ PHI							DID NOT PLAY						
9/29	KC							DID NOT PLAY						
10/14	@ GB							INACTIVE						
10/20	MIN							INACTIVE						
10/27	NYG							INACTIVE						
11/3	@ OAK							INACTIVE						
11/10	@ CHI							DID NOT PLAY						
11/17	DAL							DID NOT PLAY						
11/24	@ WAS							DID NOT PLAY						
11/28	CHI*	38	22	280	57.9%	2	1	75t	2/21	87.6	1	1	0	L 20-24
12/8	@ MIN*	40	24	205	60.0%	1	2	23	5/44	60.9	0	0	0	L 7-20
12/15	TB*	43	24	260	55.8%	0	2	48	2/10	54.4	5	19	0	L 17-38
12/22	@ DEN*	24	12	117	50.0%	1	0	35	4/22	78.0	0	0	0	L 17-27
12/29	GB*	29	12	122	41.4%	0	1	42	1/7	39.7	2	11	0	L 20-23
GP/GS: 5/5		174	94	984	54.0%	4	6	75t	14/104	64.0				


2020	DET	PASSING								RUSHING				
		Att.	Comp.	Yds.	Pct.	TD.	INT.	Lg.	Sk/Yds.	Rating	Rush	Yds	TD	Score
10/18	@ JAX							INACTIVE						
10/25	@ ATL							INACTIVE						
11/1	IND							INACTIVE						
11/8	@ MIN							INACTIVE						
11/15	WAS							INACTIVE						
11/22	@ CAR							INACTIVE						
11/26	HOU							DID NOT PLAY						
12/6	@ CHI							INACTIVE						
12/13	GB							INACTIVE						
12/20	@ TEN							DID NOT PLAY						
12/26	TB	10	6	49	60.0%	0	1	20	1/10	32.9	1	18	0	L 7-47
1/3/21	MIN							DID NOT PLAY						
GP/GS: 1/0		10	6	49	60.0%	0	1	20	1/10	32.9	1	18	0	

2021	DET	PASSING								RUSHING				
		Att.	Comp.	Yds.	Pct.	TD.	INT.	Lg.	Sk/Yds.	Rating	Rush	Yds	TD	Score
9/12	SF							DID NOT PLAY						
9/19	@ GB							DID NOT PLAY						
9/26	BAL							DID NOT PLAY						
10/3	@ CHI							DID NOT PLAY						
10/10	@ MIN							DID NOT PLAY						
10/17	CIN							DID NOT PLAY						
10/24	@ LAR							DID NOT PLAY						
10/31	PHI	1	0	6	-	0	0	-	1/6	-	0	0	0	L 6-44
11/14	@ PIT							DID NOT PLAY						
11/21	@ CLE							DID NOT PLAY						
11/25	CHI							INACTIVE						
12/5	MIN							INACTIVE						
12/12	@ DEN							INACTIVE						
12/19	ARI							INACTIVE						
12/26	@ ATL							DID NOT PLAY						
1/2/22	@ SEA							DID NOT PLAY						
1/9/22	GB							INACTIVE						
GP/GS: 1/0		1	0	6	-	0	0	-	1/6	-	0	0	0	

BLOUGH'S GAME-BY-GAME CONT'D

2022	MIN	PASSING								RUSHING				
		Att.	Comp.	Yds.	Pct.	TD.	INT.	Lg.	Sk/Yds.	Rating	Rush	Yds	TD	Score
9/11	GB									PRACTICE SQUAD				
9/19	@ PHI									PRACTICE SQUAD				
9/25	DET									PRACTICE SQUAD				
10/2	@ NOR													
10/9	CHI													
10/16	@ MIA													
10/30	ARI													
11/6	@ WAS													
11/13	@ BUF													
11/20	DAL													
11/24	NWE													
12/4	NYJ													
12/11	@ DET													
TBD	IND													
12/24	NYG													
1/1/23	@ GB													
TBD	@ CHI													

GP/GS:



ANDREW BOOTH JR.

23

POSITION: Cornerback

HEIGHT/WEIGHT: 6-0/194

DOB: 9-28-00

HOMETOWN: Dacula, Georgia

COLLEGE: Clemson

ACQUIRED: D2a 2022

NFL SEASON: R

VIKINGS SEASON: R

2021 GP/GS

1/0

Career GP/GS

1/0

Playoffs GP/GS

0/0

OFF THE FIELD

- Communication major.
- Got his nickname, "Smooov," for his style both on and off the field.
- Diagnosed with Osgood-Schlatter Disease as a child.
- Two-time ACC Honor Roll selection (2019-20).
- Has four sisters and two brothers, including his twin sister, Alicia
- Played centerfield and rightfield in high school baseball

TRANSACTIONS

- Second-round (42nd overall) pick in the 2022 NFL Draft with a selection received from Indianapolis through Washington.

CAREER NOTES

- Departed for the NFL Draft after his junior season.
- Finished his Clemson career with 75 tackles (5.5 for a loss), 10 pass breakups, five interceptions, a sack and a fumble recovery (which he returned 21 yards for a TD), over 35 career games (15 starts) from 2019-21.

2022 - Minnesota Vikings

- Made his NFL debut vs. Green Bay (9/11) and inactive Weeks 2 and 3 due to injury.

College - Clemson

- Finished his Clemson career with 75 tackles (5.5 for a loss), 10 pass breakups, five interceptions, a sack and a fumble recovery (which he returned 21 yards for a TD) over 35 career games (15 starts) from 2019-21.
- He and Mario Goodrich swept first-team honors at CB, which is half of the first single-school duo to sweep both First-Team All-ACC CB honors since 1997 in 2021.
- Nabbed team Defensive Player of the Game honors after compiling two interceptions and a pass breakup at South Carolina in 2021, joining Marion Reeves (1971) and Willie Underwood (1980) as the only Clemson players with multiple interceptions in a game during the rivalry's history.
- Credited with 30 tackles, four pass breakups, two interceptions, a sack and a 21-yard fumble returned for a TD over 11 games (four starts) in 2020.
- Recorded six tackles and a pass breakup in 65 defensive snaps over 13 games in 2019. Also played on special teams in two games.

College - Honors

- 2021 First-Team All-ACC selection.
- Earned First-Team All-Conference honors from AP, Pro Football Focus and Phil Steele.
- Finalist for Blanchard-Rogers Trophy in 2021, which is presented to the top college player either in or from the state of South Carolina.
- 2020 Second-Team All-ACC (AP and PFF).
- 2020 All-ACC Academic Team selection.
- ACC Defensive Back of the Week for his performance against Virginia in 2020.

Prep - Archer

- Five-star CB who was ranked among the top 50 players in the nation by every service.
- Ranked as the No. 8 overall player in the nation by Rivals.com, the highest-ranked Clemson signee in that class by that service.
- Three-year starter at Archer High School, notching 162 tackles (131 solo), 44 passes defended, 22 receptions for 557 yards and four touchdowns, 13 interceptions, four forced fumbles and a blocked field goal.
- As a senior in 2018, was the Region Specialist of the Year, a team captain and county Defensive Back of the Year.
- Selected to play in the 2018 Under Armour All-America game.
- Committed to Clemson on July 30, 2018.

BOOTH JR.'S REGULAR SEASON STATISTICS											
Year	GP/GS	Solo	Asst.	Total TKL	Sacks	INTs	PBU	TFL	QBH	FF/FR	ST TKL
2022 (Min)	1/0	0	0	0	0.0	0	0	0.0	0	0/0	0
Totals	1/0	0	0	0	0.0	0	0	0.0	0	0/0	0

BOOTH JR.'S GAME-BY-GAME											
2022	MIN	U	A	T	TFL	SK	QH	FF	FR	INT	PD
9/11	GB	0	0	0	0	0.0	0	0	0	0	0
9/19	@ PHI	INACTIVE									
9/25	DET	INACTIVE									
10/2	@ NO										
10/9	CHI										
10/16	@ MIA										
10/30	ARI										
11/6	@ WAS										
11/13	@ BUF										
11/20	DAL										
11/24	NE										
12/4	NYJ										
12/11	@ DET										
12/18	IND										
12/24	NYG										
1/1/23	@ GB										
1/8/23	@ CHI										
GP/GS: 1/0		0	0	0	0	0.0	0	0	0	0	0



KRIS BOYD

29

POSITION: Cornerback
HEIGHT/WEIGHT: 5-11/195
DOB: 9-12-96
HOMETOWN: Gilmer, Texas

COLLEGE: Texas
ACQUIRED: D7a (#217) '19
NFL SEASON: 4
VIKINGS SEASON: 4

2022 GP/GS
3/0

Career GP/GS
44/6

Playoffs GP/GS
2/0

OFF THE FIELD

- Comes from football family that includes younger brother, Demarco, who he played with at Texas, and cousins Bobby Taylor and Curtis Brown who played in the NFL.
- Teammate at Gilmer HS with Vikings LB Blake Lynch.
- Majored in youth and community studies.

TRANSACTIONS

- Selected by the Minnesota Vikings in the seventh round (No. 217 overall) in the 2019 NFL Draft.
- Placed on IR by the Minnesota Vikings on 12/15/20.

CAREER NOTES

2022 - Minnesota Vikings

- Made 2022 debut in Week 1 vs. Green Bay (9/11), playing on special teams.
- Recorded first special teams tackle of the season vs. Detroit (9/25).

2021 - Minnesota Vikings

- Appeared in 15 games with one start, totaling 19 tackles on defense and finished second on the team with seven tackles on special teams.
- Started his first game of the season at Green Bay (1/2/22), totaling six tackles.
- Recovered a muffed punt at Chicago (12/20).
- Totaled five tackles (one on special teams) vs. Pittsburgh (12/9).
- Had a special teams tackle at San Francisco (11/28).
- Had season-high five tackles at Baltimore (11/7) after replacing injured Bashaud Breeland at cornerback.
- Played at Carolina (10/17) and recovered a Vikings fumble on a punt return to retain the ball, the second of his career.
- Played vs. Detroit (10/10) and had a special teams stop.
- Had two tackles and one special teams tackle at Cincinnati (9/12).

2020 - Minnesota Vikings

- Appeared in 10 games and made first five starts of his career before being placed on Injured Reserve.
- Vikings won three of his five starts during season, starting games vs. Tennessee, at Chicago, vs. Dallas and vs. Jacksonville.
- Made first career start and had career-high 10 tackles, second among Vikings, 1.0 tackle for loss, one forced fumble and one pass breakup in win vs. Detroit (11/8).
- Led team on special teams with two stops at Indianapolis (9/20).
- Had two solo stops vs. Tennessee (9/27) and at Green Bay (11/1).
- Had four tackles on *Monday Night Football* at Chicago (11/16).
- Made three tackles and one PBU vs. Dallas (11/22).
- Recorded six tackles vs. Jacksonville (12/6).
- Placed on Reserve/Injured on 12/15/20.

2019 - Minnesota Vikings

- Appeared in all 16 games throughout his rookie campaign, finishing with 12 total tackles (11 solo) and leading Minnesota with 11 special teams tackles and had one fumble recovery on special teams.
- Made his NFL and Vikings debut in season opener vs. Atlanta (9/8), making first career solo tackle and two special teams tackles.
- Set career highs with eight solo tackles, two tackles for loss and one pass breakup vs. Chicago (12/29).
- Made playoff debut in Wild Card win at New Orleans (1/5/20).
- Made one special teams tackle in the Divisional Round game at San Francisco (1/11/20).

College - Texas

- Appeared in 51 games with 33 starts.
- Was First-Team All-Big 12 as a senior and Second-Team as a junior.
- Capped career with 191 tackles, 141 of those solo stops, four interceptions, four forced fumbles, three fumble recoveries and 40 passes defended.
- Key part of UT transformation under Head Coach Tom Herman, capping college career with a 28-21 win over Georgia in Sugar Bowl to finish 2018 season 10-4.
- Played in 14 and started 13 games as a senior and ranked fifth on team in tackles and led team with 16 passes defended.
- Started 12 of 13 games played as a junior in 2017 and ranked fifth on team in tackles but led with 15 passes defended.
- Had career-high 13 tackles vs. Oklahoma State.
- Started final eight games and played in 12 as a sophomore, snaring a Patrick Mahomes pass for first career interception to seal win at Texas Tech.
- Played in all 12 games as true freshman and tallied a season-high seven tackles vs. Oklahoma State.
- Had spot duty as a KO return man.

Prep - Gilmer High School

- Selected to play in the U.S. Army All-American Bowl and a Second-Team 4A All-State honoree as a senior by Texas Sportswriters and Honorable Mention by *The Associated Press*.
- Gilmer High team was 16-0 as senior to claim 4A Division 2 state title and played in title game in 2012.
- Notched 1,000+ yards rushing three times in high school.
- Set Texas record on 4x200 team at 1:25.49.

BOYD'S REGULAR-SEASON STATISTICS											
Year	GP/GS	Solo	Asst.	Total TKL	Sacks	INTs	PBU	TFL	QBH	FF/FR	ST TKL
2019 (Min)	16/0	11	1	12	0.0	0	1	2	0	0/1	11
2020 (Min)	10/5	21	9	30	0.0	0	2	1	0	1/0	3
2021 (Min)	15/1	16	3	19	0.0	0	0	0	0	0/2	7
2022 (Min)	3/0	0	0	0	0.0	0	0	0	0	0/0	1
Totals	44/6	48	13	61	0.0	0	3	3	0	1/3	22

BOYD'S POSTSEASON STATISTICS											
Year	GP/GS	Solo	Asst.	Total TKL	Sacks	INTs	PBU	TFL	QBH	FF/FR	ST TKL
2019 (Min)	2/0	0	0	0	0.0	0	0	0	0	0/0	1
Totals	2/0	0	0	0	0.0	0	0	0	0	0/0	1

SINGLE-GAME CAREER HIGHS (* - playoffs)

Tackles10 vs. Detroit, 11/8/20 Forced Fumble 1 vs. Detroit, 11/8/20
Solo Tackles82x, last vs. Detroit, 11/8/20 Fumble Recovery 1 3x, last at Chicago, 12/20/21
Tackles For Loss2 vs. Chicago, 12/29/19 Pass Defensed 1 3x, last vs. Dallas, 11/22/20
Interceptions N/A


BOYD'S GAME-BY-GAME											
2019	MIN	U	A	T	TFL	SK	QH	FF	FR	INT	PD
9/8	ATL	1	0	1	0	0.0	0	0	0	0	0
9/15	@ GB	0	0	0	0	0.0	0	0	0	0	0
9/22	OAK	0	0	0	0	0.0	0	0	1	0	0
9/29	@ CHI	0	0	0	0	0.0	0	0	0	0	0
10/6	@ NYG	1	0	1	0	0.0	0	0	0	0	0
10/13	PHI	0	0	0	0	0.0	0	0	0	0	0
10/20	@ DET	0	0	0	0	0.0	0	0	0	0	0
10/24	WAS	0	0	0	0	0.0	0	0	0	0	0
11/3	@ KC	0	0	0	0	0.0	0	0	0	0	0
11/10	@ DAL	0	0	0	0	0.0	0	0	0	0	0
11/17	DEN	0	0	0	0	0.0	0	0	0	0	0
12/2	@ SEA	0	0	0	0	0.0	0	0	0	0	0
12/8	DET	0	0	0	0	0.0	0	0	0	0	0
12/15	@ LAC	1	1	2	0	0.0	0	0	0	0	0
12/23	GB	0	0	0	0	0.0	0	0	0	0	0
12/29	CHI	8	0	8	2	0.0	0	0	0	0	1
GP/GS: 16/0		11	1	12	2	0.0	0	0	1	0	1

2019 PLAYOFFS		U	A	T	TFL	SK	QH	FF	FR	INT	PD
1/5/20	@ NO	0	0	0	0	0.0	0	0	0	0	0
1/11/20	@ SF	0	0	0	0	0.0	0	0	0	0	0
GP/GS: 2/0		0	0	0	0	0.0	0	0	0	0	0

2020	MIN	U	A	T	TFL	SK	QH	FF	FR	INT	PD
9/13	GB	0	0	0	0	0.0	0	0	0	0	0
9/20	@ IND	0	0	0	0	0.0	0	0	0	0	0
9/27	TEN*	2	0	2	0	0.0	0	0	0	0	0
10/4	@ HOU					INACTIVE					
10/11	@ SEA					INACTIVE					
10/18	ATL					INACTIVE					
11/1	@ GB	2	0	2	0	0.0	0	0	0	0	0
11/8	DET*	8	2	10	1	0.0	0	1	0	0	1
11/16	@ CHI*	2	2	4	0	0.0	0	0	0	0	0
11/22	DAL*	2	1	3	0	0.0	0	0	0	0	1
11/29	CAR	3	0	3	0	0.0	0	0	0	0	0
12/6	JAX*	2	4	6	0	0.0	0	0	0	0	0
12/13	@ TB	0	0	0	0	0.0	0	0	0	0	0
12/20	CHI					RESERVE/INJURED					
12/25	@ NO					RESERVE/INJURED					
1/3	@ DET					RESERVE/INJURED					
GP/GS: 10/5		21	9	30	1	0.0	0	0	0	0	2

2021	MIN	U	A	T	TFL	SK	QH	FF	FR	INT	PD
9/12	@ CIN	2	0	2	0	0.0	0	0	0	0	0
9/19	@ ARZ	0	0	0	0	0.0	0	0	0	0	0
9/26	SEA	0	0	0	0	0.0	0	0	0	0	0
10/3	CLE	INACTIVE									
10/10	DET	0	0	0	0	0.0	0	0	0	0	0
10/17	@ CAR	0	0	0	0	0.0	0	0	1	0	0
10/31	DAL	0	0	0	0	0.0	0	0	0	0	0
11/7	@ BAL	4	1	5	0	0.0	0	0	0	0	0
11/14	@ LAC	0	0	0	0	0.0	0	0	0	0	0
11/21	GB	0	0	0	0	0.0	0	0	0	0	0
11/28	@ SF	0	0	0	0	0.0	0	0	0	0	0
12/5	@ DET	1	0	1	0	0.0	0	0	0	0	0
12/9	PIT	4	0	4	0	0.0	0	0	0	0	0
12/20	@ CHI	0	0	0	0	0.0	0	0	0	0	0
12/26	LAR	0	0	0	0	0.0	0	0	0	0	0
1/2/22	@ GB*	5	1	6	0	0.0	0	0	0	0	0
1/9/22	CHI	INACTIVE									
GP/GS: 15/1		16	3	19	0	0.0	0	0	0	0	0

2022	MIN	U	A	T	TFL	SK	QH	FF	FR	INT	PD
9/11	GB	0	0	0	0	0.0	0	0	0	0	0
9/19	@ PHI	0	0	0	0	0.0	0	0	0	0	0
9/25	DET	0	0	0	0	0.0	0	0	0	0	0
10/2	@ NO*										
10/9	CHI										
10/16	@ MIA										
10/30	ARI										
11/6	@ WAS										
11/13	@ BUF										
11/20	DAL										
11/24	NE										
12/4	NYJ										
12/11	@ DET										
TBD	IND										
12/24	NYG										
1/1/23	@ GB										
TBD	@ CHI										
GP/GS: 3/0		0	0	0	0	0.0	0	0	0	0	0



GARRETT BRADBURY

56

POSITION: Center
HEIGHT/WEIGHT: 6-3/300
DOB: 6-20-99
HOMETOWN: Charlotte, North Carolina

COLLEGE: N.C. State
ACQUIRED: Draft 1 (#18) 2019
NFL SEASON: 4
VIKINGS SEASON: 4

2022 GP/GS
3/3

Career GP/GS
48/48

Playoffs GP/GS
2/2

OFF THE FIELD

- In November 2019, helped give away 250 turkeys with other offensive linemen at The Salvation Army-Citadel Worship and Service Center in St. Paul.
- Earned degree in business supply operations management in 2017 and played the 2018 season as a graduate student.
- Father, Tim, played football at Eastern Washington and Montana State.
- Married wife, Carson, in spring 2021.

TRANSACTIONS

- Selected in the first round (No. 18 overall) in the 2019 NFL Draft.

CAREER NOTES

- Named the Vikings 2019 Rookie of the Year as part of annual Minnesota Football Honors program.
- The third N.C. State player selected in the first round by the Vikings, joining RB Ted Brown in 1979 (16th overall) and CB Dewayne Washington in 1994 (18th overall).
- Made his NFL debut in season opener vs. Atlanta (9/8/19).

2022 - Minnesota Vikings

- Started at C vs. Green Bay (9/11), helping the offense to 395 yards and allowing only 1.0 sack.

2021 - Minnesota Vikings

- Started all 13 games, all at center, in which he appeared on the season.
- Caught his second career pass, a 21-yard reception on a deflected pass at Green Bay (1/2/22).
- Started at Detroit (12/5), vs. Pittsburgh (12/9), at Chicago (12/20) and vs. LA Rams (12/26).
- Dressed but did not play vs. Green Bay (11/21) and at San Francisco (11/28), his first games active after coming off the COVID-19 list.
- Remained on Reserve/COVID-19 for game at LA Chargers (11/14).
- Placed on Reserve/COVID-19 for game at Baltimore (11/7) on 11/4, the first game or start he missed in his NFL career.
- Started at Carolina (10/17), his first NFL game in his hometown of Charlotte, and helped offense to a 100+ yard RB (Cook, 140), WR (Thielen, 126) and 300+ yard QB (Cousins, 373) in an OT win.
- Started vs. Detroit (10/10) and helped RB Alexander Mattison to a new career-high with 113 yards on the ground in the win.
- Started vs. Seattle (9/26), opening the way for Mattison to match his career-best with 112 yards rushing and helping team win first game of the season.
- Started at Arizona (9/19), helping RB Dalvin Cook to 131 yards rushing and part of a line that only allowed 1.0 sack.
- Started Week 1 at Cincinnati (9/12).

2020 - Minnesota Vikings

- Started all 16 games as the Vikings offense totaled the seventh-most rushing yards (2,283) and the second-most scrimmage yards (6,548) in team history.
- Vikings ranked fourth in NFL total offense, a 12-spot jump from 2019, and scored 55 offensive TDs, the second-best mark in team history behind the 1998 squad.
- Helped RB Dalvin Cook rush for 1,557 yards, the third-best mark in Vikings history and the second-most in the NFL for the year.
- Cook had 16 rushing TDs, the second-best season mark in Vikings history, and earned a second-straight Pro Bowl berth.
- Cook tied a team record in win at Green Bay (11/1) by scoring four TDs in a game (three rushing, one receiving), only the third time in Vikings history the feat has been accomplished, and tied the team record with three rushing TDs in a game.
- Helped WR Justin Jefferson re-write the NFL and team rookie record book with an NFL post-merger record 1,400 yards receiving and a team-record 88 catches en route to Second-Team Associated Press All-Pro honors and a Pro Bowl berth.
- Protected QB Kirk Cousins as he threw for a career-high 35 TD passes and a 105.0 passer rating, the second-most touchdown passes in a season by a Vikings QB and the first time in team history a QB had consecutive seasons with a 100+ passer rating.
- The unit paved the way for 382 total yards of offense, two rushing touchdowns by Cook and three successful 2-point conversions vs. Green Bay (9/13).
- Helped Minnesota to 410 net yards of offense as the Vikings had a pair of 100-yard receivers and a 100-yard rusher at Houston (10/4) for the first time since 2000.
- Line allowed just one sack while the offense posted 487 net yards and Cook rushed for 206 yards, including a 70-yard rushing TD

in win vs. Detroit (11/8).

- Paved the way for the offense as Minnesota became the second team in NFL history to have four different receivers with seven-plus catches and 60 or more yards in the same game vs. Carolina (11/29).

2019 - Minnesota Vikings

- Became the first player in Vikings history to start 16 games at center as a rookie. Only the second player in franchise history to start every regular-season game at center as a rookie, as Mick Tingelhoff started all 14 games as a rookie C in 1962.
- Joined Harrison Smith as the only current Vikings to start all 16 games as a rookie for Minnesota.
- Minnesota allowed zero sacks in five total games, tying a franchise record. The Vikings allowed one sack or fewer in 11 games in 2019, a new single-season franchise record.
- Became just the third rookie center in Vikings history to start a Week 1 game by doing so in his NFL debut vs. Atlanta (9/8). Was also part of a line that did not give up a sack on the day.
- Started at center as the offensive line blocked for Dalvin Cook's career-high 154 rushing yards at Green Bay (9/15).
- Started at center as Minnesota put up 490 yards of offense at NY Giants (10/6).
- Started at center vs. Philadelphia (10/13) as the Vikings offense scored 38 points.
- Started at center at Detroit (10/20) as Minnesota posted 503 total yards of offense, the most since 558 total yards vs. Atlanta on 9/28/14, and scored 42 points, the most in a game since Minnesota scored 49 points vs. the New York Giants on 12/27/15.
- Started at center vs. Washington (10/24) as the Vikings offense was not forced to punt for the first time since the 2004 season.
- Started in 27-23 Vikings win vs. Denver (11/17) as Minnesota scored 27 second half points after being down 20-0 at half.
- Caught a tipped pass to record the first reception of his career vs. Detroit (12/8).
- Started at center in the Wild Card win at New Orleans (1/5/20), his NFL postseason debut.
- Started and had his second career catch in the Divisional game vs. San Francisco (1/11/20), gaining two yards off a deflected pass. The play made him the first Vikings offensive lineman with a postseason reception since Ed White vs. Dallas (12/25/71).

College - N.C. State

- Started final 39 straight games and played in 48 for N.C. State.
- Capped college career by earning the Rimington Award as the top center in the country. Was a semifinalist for the Outland Trophy as a senior, the only center among the semifinalists.
- Consensus All-America and First-Team All-ACC as a senior.
- Served as a team captain as a senior and paved the way for the Wolfpack to have a 1,000-yard rusher (1,091 by Reggie Gallaspy), 3,000-yard passer (3,928 by Ryan Finley) and a pair of 1,000-yard receivers (1,186 by Kelvin Harmon and 1,047 by Jakobi Meyers).
- Awarded First-Team All-ACC by media as a junior and honorable mention by the ACC coaches.
- During junior campaign, Wolfpack RB Nyheim Hines broke the 1,000-yard mark (1,113), Harmon had 1,017 yards receiving and Finley threw for 3,514 yards.
- Team went 9-4 as a junior and as a senior, ending season ranked No. 23 in 2017 following a win over Arizona State in the Sun Bowl.
- During final three seasons, he blocked for three different 1,000-yard rushers and protected Finley as the QB broke the 3,000-yard mark each year.
- Made transition from TE to OL as a redshirt freshman in 2015.
- Redshirted as a TE during first season in 2014.
- Was an Academic All-District selection as a senior and shared the Wolfpack award.
- Named Academic All-ACC each of his 4 years.

High School - Charlotte Central

- Led Charlotte Christian to North Carolina Independent Schools Athletic Association state titles in 2012 and 2013 as a junior and senior.
- Standout TE and DE.
- Hauled in 12 receiving TDs as a prep, six of those as a senior.
- Ranked as No. 58 TE in nation by Scout.com and No. 54 by ESPN.
- Standout baseball catcher.

BRADBURY'S CAREER GAMES/STARTS

Year	GP/GS
2019 (Min)	16/16
Playoffs	2/2
2020 (Min)	16/16
2021 (Min)	13/13
2022 (Min)	3/3
Totals	48/48
Playoffs	2/2

CENTER STAGE

Garrett Bradbury is the first Vikings center to be drafted in the first round (18th overall, 2019) and joins Pro Football Hall of Famer Mick Tingelhoff as the only rookie centers in team history to start every game in their debut seasons. Tingelhoff was undrafted in 1962 and started all 14 games for the club. Bradbury has started all 32 games possible and two playoff games since joining the Vikings. In 2020 he protected QB Kirk Cousins as he threw for 35 TDs, the 2nd-most in a season in team history, and Dalvin Cook ran for 1,557 yards, the 3rd-highest mark in team history, and helped the team rank fourth in the NFL in offense.

STARTS BY VIKINGS ROOKIE CENTERS

PLAYER, SEASON	STARTS/GAMES
Garrett Bradbury, 2019	16/16
Mick Tingelhoff, 1962	14/14
Pat Elflein, 2017	14/16



BLAKE BRANDEL

64

POSITION: Tackle
HEIGHT/WEIGHT: 6-7/315
DOB: 1-23-97
HOMETOWN: Milwaukie, Oregon

COLLEGE: Oregon State
ACQUIRED: Draft 6 (#203) 2020
NFL SEASON: 2
VIKINGS SEASON: 2

2022 GP/GS
1/0

Career GP/GS
14/0

Playoffs GP/GS
0/0

OFF THE FIELD

- Graduated with degree in business entrepreneurship, earning Honorable Mention Academic All-Pac-12 in 2016, 2017 and 2018.
- Father, Scott, played college football at Lewis & Clark College, a Division III school in Portland.
- Married wife, Natalie, in spring 2021.

TRANSACTIONS

- Selected in the sixth round (203rd overall) in the 2020 NFL Draft on 4/25/20.
- Signed Reserve/Future contact with the Minnesota Vikings on 1/4/21.
- Waived by the Minnesota Vikings 9/25/2021.
- Added to the Minnesota Vikings practice squad 9/28/21.
- Signed to the Minnesota Vikings active roster on 10/18/21.
- Elevated to the Minnesota Vikings active roster 12/9/21.

CAREER NOTES

- Appeared in 13 games in 2021, playing in 65 snaps on offense, mostly as an extra eligible OL.
- Signed to Vikings practice squad following 53-man roster cuts and spent entire rookie season there in 2020.

2022 - Minnesota Vikings

- Made season debut in Week 1 vs. Green Bay (9/11), appearing on one offensive snap.
- Was active but did not play at Philadelphia (9/19) and vs. Detroit (9/25).

2021 - Minnesota Vikings

- Appeared in 13 games in 2021, playing in 65 snaps on offense, mostly as an extra eligible OL.
- Played in a career-high 17 offensive snaps, subbing in as an extra OL vs. Pittsburgh (12/9).
- Filled in at RG for injured Oluisaemeka Udoh briefly in first half at Baltimore (11/7).
- Played on special teams and in extra-lineman offensive packages vs. Dallas, at Baltimore, at LA Chargers, vs. Green Bay and at San Francisco.
- Signed to 53-man roster from Vikings practice squad on 10/18.
- Released from 53-man roster prior to game vs. Seattle (9/26) but signed back to practice squad on 9/27.
- Played at Arizona (9/19).
- Appeared in his first career game at Cincinnati (9/12) playing in two snaps on offense and four on special teams.

2020 - Minnesota Vikings

- Joined Vikings practice squad on 9/6 and spent entire rookie season there.
- Drafted by Vikings in sixth round (203rd overall), the 10th of a team-record 15 players drafted.

College - Oregon State

- A Second-Team All-Pac-12 in 2019 by coaches and AP.
- Team captain as a senior; earned a 93.1 pass-blocking grade (the best in the nation) from Pro Football Focus.
- Helped Beavers RBs break the 100-yard rushing mark seven times during the 2019 season and allowed only one sack himself.
- Started all 12 games at LT in 2018 and helped RB Jermar Jefferson break the 1,000-yard mark, becoming the first Beavers back to do so since 2010.
- Freshman season in 2016 was best record he posted with Beavers, going 4-8, including a win over cross-state rival Ducks.

Prep - Catholic Central

- Ranked as Oregon's No. 3 prospect at Catholic Central in Portland.
- Helped team to consecutive 6A state titles and earned 6A All-State as a junior and senior.
- Played basketball in high school.

BRANDEL'S CAREER GAMES/STARTS

Year	GP/GS
2020 (Min)	PS
2021 (Min)	13/0
2022 (Min)	1/0
Totals	14/0



JONATHAN BULLARD

93

POSITION: Defensive Line
HEIGHT/WEIGHT: 6-3/290
DOB: 10-22-93
HOMETOWN: Shelby, North Carolina

COLLEGE: Florida
ACQUIRED: FA '22
NFL SEASON: 7
VIKINGS SEASON: 1

2022 GP/GS
3/1

Career GP/GS
73/16 (46/5-CHI, 9/6-ARI, 6/0-SEA, 9/4-ATL, MIN-3/1)

Playoffs GP/GS
1/0 - CHI

OFF THE FIELD

- Was coached by Vikings Defensive Line Coach Chris Rumph while at Florida in 2015, his final collegiate season.

TRANSACTIONS

- Signed by Chicago to a four-year contract on 6/6/16 after being drafted by the Bears in the third round.
- Waived by Chicago on 8/31/19.
- Acquired off waivers by Arizona on 9/1/19.
- Placed on IR by Arizona on 12/5/19.
- Protected by Arizona on 9/15/20.
- Protected by Arizona on 9/22/20.
- Protected by Arizona on 9/29/20.
- Signed by Seattle on 10/7/20.
- Placed on Reserve/COVID-19 by Seattle on 1/11/21.
- Activated from Reserve/COVID-19 by Seattle on 1/21/21.
- Signed by Atlanta on 4/1/21.
- Signed by the Minnesota Vikings on 6/2/22.

CAREER NOTES

2022 - Atlanta Falcons

- Made Vikings debut in Week 1 vs. Green Bay (9/11), playing in 29 snaps on defense, totaling one tackle.
- Had a season-high four tackles and one tackle for loss vs. Detroit (9/26).

2021 - Atlanta Falcons

- Played in nine games for Atlanta, posting 21 tackles, one quarterback hit and one pass defense.

2020 - Seattle Seahawks

- Appeared in six games for Seattle in 2020, posting eight tackles.

2019 - Arizona Cardinals

- Played in nine games with six starts for the Cardinals.
- Tallied a career-high 1.5 sacks and seven quarterback hits.

2018 - Chicago Bears

- Appeared in 16 games (one start), recording 18 tackles, three tackles for loss and two passes defended.
- Appeared in one playoff game as a reserve.

2017 - Chicago Bears

- Appeared in 16 games (three starts).
- Posted a career-high in tackles (26), solo tackles (18), forced fumbles (1).

2016 - Chicago Bears

- Appeared in 14 games (one start) during his rookie season.

College - Arkansas

- Named a semifinalist for the Chuck Bednarik Award.
- Named a First Team All-American by CBSSports.com and Pro Football Focus and Second Team by *Sporting News*.
- Voted a captain by his teammates for the 2015 season.
- Totalled 66 tackles and tied for the team lead with 6.5 sacks in 2015.

BULLARD'S REGULAR SEASON STATISTICS

Year	GP/GS	Solo	Asst.	Total TKL	Sacks	INTs	PBU	TFL	QBH	FF/FR
2016 (Chi)	14/1	15	3	18	1.0	0	0	4	2	0/0
2017 (Chi)	16/3	18	8	26	1.0	0	2	2	2	1/0
2018 (Chi)	16/1	13	5	18	0.0	0	2	3	1	0/0
2019 (Ari)	9/6	14	8	22	1.5	0	0	4	7	0/0
2020 (Sea)	6/0	2	6	8	0.0	0	0	0	2	0/0
2021 (Atl)	9/4	8	13	21	0.0	0	1	0	1	0/0
2022 (Min)	3/1	7	1	8	0.0	0	0	1	0	0/0
Total	73/16	77	44	121	3.5	0	5	14	15	1/0

BULLARD'S GAME-BY-GAME

2016	CHI	U	A	T	TFL	SK	QH	FF	FR	INT	PD
9/11	@ HOU	0	0	0	0	0.0	1	0	0	0	0
9/19	PHI	1	0	1	0	0.0	0	0	0	0	0
9/25	@ DAL	2	0	2	0	0.0	0	0	0	0	0
10/2	DET	INACTIVE									
10/9	@ IND	3	0	3	2	1.0	1	0	0	0	0
10/16	JAX	1	0	1	0	0	0	0	0	0	0
10/20	@ GB	1	1	2	0	0	0	0	0	0	0
10/31	MIN	2	0	2	0	0	0	0	0	0	0
11/13	@ TB *	1	0	1	0	0	0	0	0	0	0
11/20	@ NYG	0	1	1	0	0	0	0	0	0	0
11/27	TEN	0	1	1	0	0	0	0	0	0	0
12/4	SF	INACTIVE									
12/11	@ DET	1	0	1	0	0	0	0	0	0	0
12/18	GB	0	0	0	0	0	0	0	0	0	0
12/24	WAS	2	0	2	1	0	0	0	0	0	0
1/1	@ MIN	1	0	1	1	0	0	0	0	0	0
GP/GS: 14/1		15	3	18	4	1.0	2	0	0	0	0
2017	CHI	U	A	T	TFL	SK	QH	FF	FR	INT	PD
9/10	ATL	0	0	0	0	0.0	0	0	0	0	0
9/17	@ TB	1	0	1	0	0.0	0	0	0	0	0
9/24	PIT	2	0	2	0	0.0	0	0	0	0	0
9/28	@ GB	1	0	1	0	0.0	0	0	0	0	0
10/9	MIN	1	0	1	0	0.0	0	0	0	0	0
10/15	@ BAL	0	0	0	0	0.0	0	0	0	0	0
10/22	CAR	1	1	2	0	0.0	0	0	0	0	0
10/29	@ NO	3	0	3	0	0.0	0	1	0	0	0
11/12	GB	0	0	0	0	0.0	0	0	0	0	0
11/19	DET	1	0	1	0	0.0	0	0	0	0	0
11/26	@ PHI	1	2	3	1	1.0	2	0	0	0	0
12/3	SF	3	1	4	1	0.0	0	0	0	0	0
12/10	@ CIN*	0	0	0	0	0.0	0	0	0	0	0
12/16	@ DET*	2	0	2	0	0.0	0	0	0	0	0
12/24	CLE*	2	0	2	0	0.0	0	0	0	0	0
12/31	@ MIN	0	4	4	0	0.0	0	0	0	0	0
GP/GS: 16/3		18	8	26	2	1.0	2	1	0	0	2
2018	CHI	U	A	T	TFL	SK	QH	FF	FR	INT	PD
9/9	@ GB	1	0	1	0	0.0	0	0	0	0	0
9/17	SEA*	2	0	2	1	0.0	0	0	0	0	0
9/23	@ ARI	0	1	1	0	0.0	0	0	0	0	0
9/30	TB	3	0	3	1	0.0	0	0	0	0	0
10/14	@ MIA	1	1	2	0	0.0	0	0	0	0	0
10/21	NE	0	0	0	0	0.0	0	0	0	0	0
10/28	NYJ	0	1	1	0	0.0	0	0	0	0	0
11/4	@ BUF	2	0	2	0	0.0	0	0	0	0	0
11/11	DET	1	0	1	1	0.0	0	0	0	0	1
11/18	MIN	0	0	0	0	0.0	0	0	0	0	1
11/22	@ DET	0	1	1	0	0.0	0	0	0	0	0
12/2	@ NYG	0	2	2	0	0.0	0	0	0	0	0
12/9	LAR	0	0	0	0	0.0	0	0	0	0	0
12/16	GB	0	0	0	0	0.0	1	0	0	0	0
12/23	@ SF	2	0	2	0	0.0	0	0	0	0	0
12/30	@ MIN	0	0	0	0	0.0	0	0	0	0	0
1/6	PHI	0	0	0	0	0.0	0	0	0	0	0
GP/GS: 16/1		13	5	18	3	0.0	1	0	0	0	2
2019	ARI	U	A	T	TFL	SK	QH	FF	FR	INT	PD
9/8	DET	0	0	0	0	0	0	0	0	0	0
9/15	@ BAL	INACTIVE									
9/22	CAR	INACTIVE									
9/29	SEA*	1	2	3	1	1.0	1	0	0	0	0
10/6	@ CIN*	5	2	7	1	0.0	0	0	0	0	0
10/13	ATL	1	1	2	0	0.0	2	0	0	0	0
10/20	@ NYG*	0	2	2	0	0.0	1	0	0	0	0
10/27	@ NO*	1	2	3	0	0.0	1	0	0	0	0
10/31	SF*	2	0	2	1	0.0	0	0	0	0	0
11/10	@ TB*	2	0	2	1	0.0	1	0	0	0	1
11/17	@ SF	INACTIVE									
12/1	LAR	1	0	1	0	0.5	1	0	0	0	0
12/8	PIT	INACTIVE									
12/15	CLE	INACTIVE									
12/22	@ SEA	INACTIVE									
12/29	@ LAR	INACTIVE									
GP/GS: 9/6		14	8	22	4	1.5	7	0	0	0	0

2020	SEA	U	A	T	TFL	SK	QH	FF	FR	INT	PD
10/2	DET						INACTIVE				
10/2	DET						INACTIVE				
10/2	DET						INACTIVE				
10/2	DET						INACTIVE				
10/11	MIN	0	1	1	0	0.0	1	0	0	0	0
10/25	@ ARI	1	0	1	0	0	0	0	0	0	0
11/1	SF	1	0	1	0	0	1	0	0	0	0
11/8	@ BUF	0	0	0	0	0	0	0	0	0	0
11/15	@ LAR *	0	0	0	0	0	0	0	0	0	0
11/19	ARI						INACTIVE				
11/30	@ PHI						INACTIVE				
12/6	NYG						INACTIVE				
12/13	NYJ	0	5	5	0	0	0	0	0	0	0
12/20	@ WAS						INACTIVE				
12/27	LAR						INACTIVE				
1/3	@ SF						INACTIVE				
GP/GS: 6/0		2	6	8	0	0.0	2	0	0	0	0
2021	ATL	U	A	T	TFL	SK	QH	FF	FR	INT	PD
9/12	PHI	1	1	2	0	0.0	0	0	0	0	1
9/19	@ TB*	0	1	1	0	0.0	1	0	0	0	0
9/26	@ NYG	0	1	1	0	0.0	0	0	0	0	0
10/3	WAS	2	0	2	0	0.0	0	0	0	0	0
10/10	NYJ*	2	0	2	0	0.0	0	0	0	0	0
10/24	@ MIA	1	0	1	0	0.0	0	0	0	0	0
10/31	CAR*	1	3	4	0	0.0	0	0	0	0	0
11/7	@ NO						INACTIVE				
11/14	@ DAL						INACTIVE				
11/18	NE*	2	3	5	0	0.0	0	0	0	0	0
11/28	@ JAX						INACTIVE				
12/5	TB						INACTIVE				
12/12	@ CAR						INACTIVE				
12/19	@ SF						INACTIVE				
12/26	DET	1	2	3	0	0.0	0	0	0	0	0
1/2	@ SF						INACTIVE				
1/9	NO						INACTIVE				
GP/GS: 9/4		8	13	21	0	0.0	1	0	0	0	1
2022	MIN	U	A	T	TFL	SK	QH	FF	FR	INT	PD
9/11	GB*	0	1	1	0	0.0	0	0	0	0	0
9/19	@ PHI	3	0	3	0	0.0	0	0	0	0	0
9/25	DET	4	0	4	1	0.0	0	0	0	0	0
10/2	@ NO										
10/9	CHI										
10/16	@ MIA										
10/30	ARI										
11/6	@ WAS										
11/13	@ BUF										
11/20	DAL										
11/24	NE										
12/4	NYJ										
12/11	@ DET										
TBD	IND										
12/24	NYG										
1/1/23	@ GB										
TBD	@ CHI										
GP/GS: 3/1		7	1	8	1	0.0	0	0	0	0	0



CAMRYN BYNUM

24

POSITION: Safety
HEIGHT/WEIGHT: 6-0/200
DOB: 7-19-98
HOMETOWN: Corona, California

COLLEGE: California
ACQUIRED: D4b (#125) '21
NFL SEASON: 2
VIKINGS SEASON: 2

2022 GP/GS
3/3

Career GP/GS
17/6

Playoffs GP/GS
0/0

OFF THE FIELD

- Spent time in the Philippines during the offseason to help with Typhoon Rai relief.
- Active participant in the team's community efforts.
- Learned how to play the piano during quarantine.
- Graduated from Cal with a degree in American studies in December of 2020.
- High school teammate of Vikings LB Troy Dye for a year.

TRANSACTIONS

- Selected in the fourth round (125th overall) in the 2021 NFL Draft on 5/1/21.

CAREER NOTES

- Transitioned from CB in college to S in the NFL.

2022 - Minnesota Vikings

- Started Week 1 vs. Green Bay (9/11), playing 100% of the defensive snaps (61) and totaling seven tackles.

2021 - Minnesota Vikings

- Played in 14 games with three starts during his rookie campaign, totaling 24 tackles, one tackle for loss, 1.0 sack, one interception and three passes defended on defense and totaled four tackles on special teams.
- Placed on Reserve/COVID-19 on 1/3/22 and missed the finale vs. Chicago (1/9/22).
- Inactive for games at San Francisco (11/28) and at Detroit (12/5) with injury.
- Started vs. Green Bay (11/21) in 34-31 win in a nickel package.
- Started at LAC (11/14) and had first career sack on Justin Herbert.
- Started first career game at Baltimore (11/7) in place of Harrison Smith, who was placed on Reserve/COVID-19 the morning of the game. Snared his first interception in the game off Lamar Jackson and ended with 12 total tackles.
- Saw his first career action in Week 1 at Cincinnati (9/12), leading the team in special teams tackles with two.

College - California

- Helped Golden Bears to bowl berths in 2018 and 2019, winning the RedBox Bowl vs. Illinois to cap an 8-5 season in 2019. Fell to TCU in CheezIt Bowl in a 7-6 2018 season.
- A First-Team All-Pac-12 pick by the coaches and Honorable Mention All-Pac-12 by Pro Football Focus as a senior in 2020.
- Started all four games in COVID-19-shortened 2020 season with 19 tackles, 2.0 tackles for loss, one interception that he returned a career-long 20 yards.
- Had career-high 63 tackles and tied career-best 13 starts in 2019.
- Cal's Most Valuable Freshman and was one of three defenders to start all 12 games in 2017.
- Tied for team lead in interceptions (2) and ranked fifth in tackles (58) along with his lone career sack (0.5), posted at North Carolina in his first career game and start in 2017 after redshirting in 2016.

Prep - Centennial

- Compiled two-season totals of 136 tackles, six interceptions for Centennial High teams that went 27-4 with a 10-0 Big VIII League mark.
- Won two conference titles and added a Southern Section Pac 5 crown and an appearance in the state championship game during his 2015 senior campaign before finishing the season, ranking second nationally, according to MaxPreps.

BYNUM'S REGULAR-SEASON STATISTICS

Year	GP/GS	Solo	Asst.	Total TKL	Sacks	INTs	PBU	TFL	QBH	FF/FR	ST TKL
2021 (Min)	14/3	20	8	28	1.0	1 (27)	3	1	1	0/0	4
2022 (Min)	3/3	10	10	20	0.0	0	0	0	0	0/0	0
Total	17/6	30	18	48	1.0	1 (27)	3	1	1	0/0	4

SINGLE-GAME CAREER HIGHS

Tackles	12	at Baltimore, 11/7/21	Sack	1.0	at LA Chargers, 11/14/21
Solo Tackles	9	at Baltimore, 11/7/21	Forced Fumble	N/A	
Tackles For Loss	1	at LAC, 11/14/21	Fumble Recovery	N/A	
Interception	1	at Baltimore, 11/7/21	Pass Defensed	1	3x, last vs. LAR, 12/26/21

BYNUM'S GAME-BY-GAME											
2021	MIN	U	A	T	TFL	SK	QH	FF	FR	INT	PD
9/12	@ CIN	0	0	0	0	0.0	0	0	0	0	0
9/19	@ ARZ	0	0	0	0	0.0	0	0	0	0	0
9/26	SEA	1	0	1	0	0.0	0	0	0	0	0
10/3	CLE	0	0	0	0	0.0	0	0	0	0	0
10/10	DET	0	0	0	0	0.0	0	0	0	0	0
10/17	@ CAR	0	0	0	0	0.0	0	0	0	0	0
10/31	DAL	1	0	1	0	0.0	0	0	0	0	0
11/7	@ BAL*	9	3	12	0	0.0	0	0	0	1	1
11/14	@ LAC*	5	1	6	1	1.0	1	0	0	0	1
11/21	GB*	0	0	0	0	0.0	0	0	0	0	0
11/28	@ SF	INACTIVE									
12/5	@ DET	0	0	0	0	0.0	0	0	0	0	0
12/9	PIT	0	0	0	0	0.0	0	0	0	0	0
12/20	@ CHI	0	0	0	0	0.0	0	0	0	0	0
12/26	LAR	1	1	2	0	0.0	0	0	0	0	1
1/2/22	@ GB	0	2	2	0	0.0	0	0	0	0	0
1/9/22	CHI	INACTIVE									
GP/GS: 14/3		16	8	24	1	1.0	1	0	0	1	3

2022	MIN	U	A	T	TFL	SK	QH	FF	FR	INT	PD
9/11	GB*	4	3	7	0	0.0	0	0	0	0	0
9/19	@ PHI*	4	4	8	0	0.0	0	0	0	0	0
9/25	DET*	2	3	5	0	0.0	0	0	0	0	0
10/2	@ NO										
10/9	CHI										
10/16	@ MIA										
10/30	ARI										
11/6	@ WAS										
11/13	@ BUF										
11/20	DAL										
11/24	NE										
12/4	NYJ										
12/11	@ DET										
TBD	IND										
12/24	NYG										
1/1/23	@ GB										
TBD	@ CHI										
GP/GS: 3/3		10	10	20	0	0.0	0	0	0	0	0

BYNUM'S INTERCEPTIONS		
GAME	QB	INT
at Baltimore, 11/7/21.....	Lamar Jackson.....	1 (27)
Total.....		1 (27)

BYNUM'S SACKS		
GAME	QB	SACK
at LA Chargers, 11/14/21	Justin Herbert	1.0
Total.....		1.0



TY CHANDLER

32

POSITION: Running Back
HEIGHT/WEIGHT: 5-11/204
DOB: 5-12-98
HOMETOWN: Nashville, Tennessee

COLLEGE: North Carolina
ACQUIRED: D5b 2022
NFL SEASON: R
VIKINGS SEASON: R

2022 GP/GS
0/0

Career GP/GS
0/0

Playoffs GP/GS
0/0

OFF THE FIELD

- Full name is Tykevious Chandler.
- Son of Katrina and Chico Chandler, who played running back at Ole Miss.
- Earned his bachelor's degree in recreation and sport management.
- Has a younger brother named Jonah and sister named Madison.

TRANSACTIONS

- Fifth-round (169th overall) draft pick out of North Carolina in the 2022 NFL Draft, the second player drafted by the Vikings from North Carolina in as many years (LB Chazz Surratt, 2021 NFL Draft, 78th overall).

CAREER NOTES

- Became the 20th UNC player to record a 1,000-yard rushing season.
- Ranked fourth in the ACC with 84.0 rushing yards per game and third with 13 rushing TDs.
- Had seven career rushes of 50-plus yards, including four in 2021. Also had a 75-yard receiving TD.

Honors

- 2021 Second-Team All-ACC.
- Two-time 2021 ACC Running Back of the Week (9/26, 11/5).
- Offensive Player of the Year at Tennessee (2018).
- PFF College SEC Team of the Week (9/19/18).
- SEC Freshman of the Week (9/9/17).

2022 - Minnesota Vikings

- Inactive for the first three games of the season.

College - North Carolina/Tennessee

- Started all 13 games in 2021 at North Carolina, finishing the season with 1,092 rushing yards and 13 rushing TDs.
- Also added 15 receptions for 216 yards and one receiving TD.
- Exploded for a career-high 213 rushing yards on 22 carries and four rushing TDs against Wake Forest.
- Hit the 3,000-yard career rushing mark against the Wofford Terriers.
- At Tennessee, played in 45 games (25 starts).
- Totalled 2,015 rushing yards and ranks fifth in UT history in all-purpose yards with 3,245.
- His 724 career kickoff return yards rank 14th in school history.

Prep - Montgomery Bell

- Rated as a consensus four-star prospect and one of the nation's top 100 recruits.
- Two-time Division II-AA Tennessee Mr. Football Award winner at Montgomery Bell Academy in Nashville, Tenn.
- MaxPreps 2016 Football All-America Team.
- Member of ESPN 300.
- 2017 U.S. Army All-American Bowl nomination.
- Candidate for the 2016 All-USA Offensive Player of the Year award.
- Ranked seventh in TSSAA history in career rushing yards (6,158) and third in career touchdowns (92) at the conclusion of his career.
- Rushed for 2,252 yards and 39 touchdowns as a senior in 2016, leading the Big Red to an 8-2 record.
- Rushed for 2,558 yards and 31 touchdowns as a junior in 2015.

CHANDLER'S REGULAR SEASON STATISTICS

Year	GP/GS	RUSHING						RECEIVING					
		Att.	Yds.	Avg.	Lg.	TD	No.	Yds.	Avg.	Lg.	TD	ST	TKL
2022 (Min)	0/0	0	0	0.0	0	0	0	0	0.0	0	0	0	0
Totals	0/0	0	0	0.0	0	0	0	0	0.0	0	0	0	0

Year	GP/GS	KICKOFF RETURNS						PUNT RETURNS					
		No.	Yds.	Avg.	Lg.	TD	No.	Yds.	Avg.	Lg.	TD		
2022 (Min)	0/0	0	0	0	0	0	0	0	0.0	0	0		
Totals	0/0	0	0	0.0	0	0	0	0	0.0	0	0		

CHANDLER'S GAME-BY-GAME											
2022	MIN	Att.	Yards	RUSHING			TD	No.	RECEIVING		
				Avg.	Long				Yards	Avg.	Long
9/11	GB								INACTIVE		
9/19	@ PHI								INACTIVE		
9/25	DET								INACTIVE		
10/2	@ NO										
10/9	CHI										
10/16	@ MIA										
10/30	ARI										
11/6	@ WAS										
11/13	@ BUF										
11/20	DAL										
11/24	NE										
12/4	NYJ										
12/11	@ DET										
TBD	IND										
12/24	NYG										
1/1/23	@ GB										
TBD	@ CHI										
GP/GS: 0/0											

**DAN CHISENA****85****POSITION:** Wide Receiver**HEIGHT/WEIGHT:** 6-3/203**DOB:** 2-25-97**HOMETOWN:** Downingtown, Pennsylvania**COLLEGE:** Penn State**ACQUIRED:** UDFA '20**NFL SEASON:** 3**VIKINGS SEASON:** 3**2022 GP/GS**
PS**Career GP/GS**
25/0**Playoffs GP/GS**
0/0

OFF THE FIELD

- Graduated with degree in security and risk analysis in December 2019, continuing a family legacy dating back to his great-grandfather, Enos Perry, as Penn State alums.
- Father, Dave, played football at Delaware (1979-83).

TRANSACTIONS

- Signed with Minnesota as an undrafted free agent on 4/27/20.
- Placed on Reserve/Injured by the Minnesota Vikings on 9/2/21.
- Waived by the Minnesota Vikings on 10/9/21.
- Signed by the Minnesota Vikings on 10/12/21.

CAREER NOTES

- Appeared in 11 games in his second season in the NFL, contributing primarily as a special teamer.
- Only rookie undrafted free agent to make the Vikings 53-man roster after the Sept. 5 cut-down.

2022 - Minnesota Vikings

- On the team's practice to start the season.

2021 - Minnesota Vikings

- Played in 11 games and finished with three special teams tackles.
- Placed on Reserve/COVID-19 on 12/13.
- Had season-high two special teams tackles at Detroit (12/5).
- Played in first game of season at Carolina (10/17), downing a Vikings punt at the Panthers four-yard line in the fourth quarter.
- Signed back by Vikings on 10/12 in week leading to game at Carolina (10/17).
- Waived from 53-man roster on 10/9, the day before game vs. Detroit (10/10).
- Designated for return from IR to begin practicing in week leading into game vs. Cleveland (10/3) in Week 4.
- Placed on IR prior to regular-season opener.

2020 - Minnesota Vikings

- Appeared in 14 games primarily on special teams, finishing with six special teams tackles and one fumble recovery.
- Made NFL debut in the season opener vs. Green Bay, playing 17 snaps on special teams.
- Recovered the first fumble of his career after Mike Boone forced it on a punt return in the first quarter, leading to a Vikings field goal at Houston (10/4), en route to the first win of the season.
- Inactive at Green Bay with a hip injury (11/1).
- Recorded first special teams tackle on MNF at Chicago (11/16).
- Made key tackle on punt team in OT, stopping Jacksonville's returner at the 29-yard line in a drive that would end with a Vikings defensive interception in Jags territory (12/6).
- Made a career-high two special teams tackles at Detroit (1/3).

College - Penn State

- Dual-sport athlete at Penn State, ran sprints and relays from 2016-18 on track team before playing football in 2018 and 2019.
- Played in 14 games with two starts with the football team over 2018 and 2019, with 12 of the games and both starts in 2019. Opened games at Indiana and vs. Ohio State.
- Capped college career with Cotton Bowl win over Memphis.
- An Academic All-Big Ten honoree for football in 2019 and earned Ridge Riley Memorial team award for sportsmanship, scholarship, leadership and friendship along with John Bruno Award as the outstanding member of special teams.
- Ran on Penn State school-record setting 4x100 team in 2017, clocking in at 39.08 and ran on 4x100 and 4x400 relay teams at the 2017 NCAA Outdoor Championships, finishing 13th and 9th, respectively.
- Helped Penn State to team conference title in track during 2017 outdoor season, and the 4x400 team won Big Ten title.

Prep - Downingtown-East

- An All-Region choice in football and won three state titles in track for Downingtown East High, claiming 100m, 200m and 4x100 Class AAA championships in 2015.

CHISENA'S REGULAR SEASON STATISTICS												
Year	GP/GS	RECEIVING					RUSHING					
		No.	Yds.	Avg.	Lg.	TD	Att.	Yds.	Avg.	Lg.	TD	ST TKL
2020 (Min)	14/0	0	0	0.0	0	0	0	0	0.0	0	0	6
2021 (Min)	11/0	0	0	0.0	0	0	0	0	0.0	0	0	3
Total	25/0	0	0	0.0	0	0	0	0	0.0	0	0	9

SINGLE-GAME CAREER HIGHS (* - playoffs)									
Receptions	N/A				ST Tackles	22x, last at Detroit 12/5/21			
Receiving Yards	N/A				Fumble Recovery	1at Houston, 10/4/20			
Long reception	N/A								
TD Receptions	N/A								

CHISENA'S GAME-BY-GAME												
2020	MIN	RECEIVING					RUSHING					
		No.	Yds.	Avg.	Lg.	TD	No.	Yds.	Avg.	Lg.	TD	
9/13	GB	0	0	0.0	0	0	0	0	0.0	0	0	
9/20	@ IND	0	0	0.0	0	0	0	0	0.0	0	0	
9/27	TEN	0	0	0.0	0	0	0	0	0.0	0	0	
10/4	@ HOU	0	0	0.0	0	0	0	0	0.0	0	0	
10/11	@ SEA	0	0	0.0	0	0	0	0	0.0	0	0	
10/18	ATL	0	0	0.0	0	0	0	0	0.0	0	0	
11/1	@ GB	INACTIVE										
11/8	DET	0	0	0.0	0	0	0	0	0.0	0	0	
11/16	@ CHI	0	0	0.0	0	0	0	0	0.0	0	0	
11/22	DAL	INACTIVE										
11/29	CAR	0	0	0.0	0	0	0	0	0.0	0	0	
12/6	JAX	0	0	0.0	0	0	0	0	0.0	0	0	
12/13	@ TB	0	0	0.0	0	0	0	0	0.0	0	0	
12/20	CHI	0	0	0.0	0	0	0	0	0.0	0	0	
12/25	@ NO	0	0	0.0	0	0	0	0	0.0	0	0	
1/3	@ DET	0	0	0.0	0	0	0	0	0.0	0	0	
GP/GS: 14/0		0	0	0.0	0	0	0	0	0.0	0	0	

2021	MIN	RECEIVING					RUSHING				
		No.	Yards	Avg.	Long	TD	No.	Yards	Avg.	Long	TD
9/12	@ CIN	RESERVE/INJURED									
9/19	@ ARZ	RESERVE/INJURED									
9/26	SEA	RESERVE/INJURED									
10/3	CLE	RESERVE/INJURED									
10/10	DET	NOT ON ROSTER									
10/17	@ CAR	0	0	0.0	0	0	0	0	0.0	0	0
10/31	DAL	0	0	0.0	0	0	0	0	0.0	0	0
11/7	@ BAL	0	0	0.0	0	0	0	0	0.0	0	0
11/14	@ LAC	0	0	0.0	0	0	0	0	0.0	0	0
11/21	GB	0	0	0.0	0	0	0	0	0.0	0	0
11/28	@ SF	0	0	0.0	0	0	0	0	0.0	0	0
12/5	@ DET	0	0	0.0	0	0	0	0	0.0	0	0
12/9	PIT	0	0	0.0	0	0	0	0	0.0	0	0
12/20	@ CHI	RESERVE/COVID-19									
12/26	LAR	0	0	0.0	0	0	0	0	0.0	0	0
1/2	@ GB	0	0	0.0	0	0	0	0	0.0	0	0
1/9	CHI	0	0	0.0	0	0	0	0	0.0	0	0
GP/GS: 11/0		0	0	0.0	0	0	0	0	0.0	0	0



Dan Chisena was a dual-sport athlete at Penn State, helping the track team to a Big Ten title in 2017 and helping the 4x400 relay team to a conference crown. In football, he played his final game in a Cotton Bowl win over Memphis to cap the 2019 season.



LEWIS CINE

6

POSITION: Safety
HEIGHT/WEIGHT: 6-2/199
DOB: 10-5-99
HOMETOWN: Everett, Massachusetts

COLLEGE: Georgia
ACQUIRED: D1 2022
NFL SEASON: R
VIKINGS SEASON: R

2022 GP/GS
2/0

Career GP/GS
2/0

Playoffs GP/GS
0/0

OFF THE FIELD

- Pronounced "SEEN."
- Full name is Lewis Tom Cine.
- Psychology major at Georgia.
- Recipient of the Jack David Honorary Football Scholarship.
- Played Soccer, Track and Basketball in high school

TRANSACTIONS

- First-round (32nd overall) pick out of Georgia in the 2022 NFL Draft, becoming the first player the Vikings drafted from Georgia since 2012, when the team selected K Blair Walsh (sixth round, 175th overall).

CAREER NOTES

- Made history in the 2022 NFL Draft as part of Georgia's 15-player draft class, the most players ever drafted by a single school in one draft.
- Helped Georgia set the record for most defensive player (five) drafted from the same school in one draft.
- The Vikings entered the 2022 Draft with the 12th overall pick, but traded with Detroit through Los Angeles Rams to acquire Lewis Cine at the 32nd overall pick.
- Finished the 2021 season as the Bulldogs leading tackler with 73 total stops.

2022 - Minnesota Vikings

- Inactive Week 1 vs. Green Bay (9/11).
- Made NFL debut on Monday Night Football at Philadelphia (9/19) appearing in 15 special teams snaps and 1 defensive snap.

College - Georgia

- Finished at Georgia with 39 games played (27 starts).
- Start all 15 games played in 2021, notching 73 total tackles, 2.0 tackles for loss, a career-high nine passes defended, one interception and one QB pressure.
- Named Defensive MVP of the CFP Championship Game where the Bulldogs defeated the Crimson Tide.
- Started in the defensive backfield in all 10 games in 2020, finishing second on the team with 49 stops, one for lost yardage and three pass breakups.
- Had a career-best 12 solo tackles in a win at South Carolina and a team-high eight stops vs. Alabama in 2020.
- Played in all 14 games (starting the last two) in 2019, recording a season-high six tackles in his first start vs. LSU.
- Had his first collegiate interception and a pass breakup vs. Arkansas State in 2019 after enrolling at Georgia in January.
- Co-winner of Special Teams Newcomer of the Year, awarded at the team's postseason awards gala in 2019.

College - Honors

- 2021 *Associated Press* All-SEC First Team.
- 2021 Coaches' All-SEC Second Team.
- Semifinalist for the 2021 Jim Thorpe Award, given to the nation's top defensive back.
- Named Defensive MVP at the College Football Playoff Championship Game.
- Part of the 2021 CFP National Champions.

Prep - Trinity Christian

- Selected to play in the 2019 Under Armour All-America game.
- A four-star prospect by 247Sports.com, 66th overall prospect nationally, third safety nationally and 11th overall prospect in the state of Texas.
- Member of the Top 150 Dream Team.
- Led the Trinity Christian School Tigers to a 14-0 record and the school's second-straight state title.
- Transferred to TCS after playing his first three seasons at Everett High School in Massachusetts, finishing his senior season with 85 total tackles (46 solo), 13 TFL, two interceptions, two forced fumble, and one fumble recovery for a TD. Also added 45 punt return yards on two attempts.
- Honored as the *USA TODAY* 2017 Massachusetts Defensive Player of the Year after amassing 65 tackles, two interceptions, two fumble recoveries and two blocks (one field goal, one punt) as a junior.

CINE'S REGULAR SEASON STATISTICS

Year	GP/GS	Solo	Asst.	Total TKL	Sacks	INTs	PBU	TFL	QBH	FF/FR	ST TKL
2022 (Min)	2/0	0	0	0	0.0	0	0	0.0	0	0/0	0
Totals	2/0	0	0	0	0.0	0	0	0.0	0	0/0	0

CINE'S GAME-BY-GAME												
2022	MIN	U	A	T	TFL	SK	QH	FF	FR	INT	PD	
9/11	GB						INACTIVE					
9/19	@ PHI	0	0	0	0	0.0	0	0	0	0	0	
9/25	DET	0	0	0	0	0.0	0	0	0	0	0	
10/2	@ NO											
10/9	CHI											
10/16	@ MIA											
10/30	ARI											
11/6	@ WAS											
11/13	@ BUF											
11/20	DAL											
11/24	NE											
12/4	NYJ											
12/11	@ DET											
12/18	IND											
12/24	NYG											
1/1/23	@ GB											
1/8/23	@ CHI											
GP/GS: 1/0												



EZRA CLEVELAND

72

POSITION: Guard
HEIGHT/WEIGHT: 6-6/312
DOB: 5-8-98
HOMETOWN: Spanaway, Washington

COLLEGE: Boise State
ACQUIRED: Draft 2 (#58) 2020
NFL SEASON: 3
VIKINGS SEASON: 3

2022 GP/GS
3/3

Career GP/GS
33/29

Playoffs GP/GS
0/0

OFF THE FIELD

- Earned academic All-Mountain West honors in 2017.
- One of 58 players that virtually attended the 2020 NFL Draft.
- Majored in construction management.
- Born three weeks premature but weighed 11 pounds at birth.
- Grew up in Spanaway, Washington, a suburb of Tacoma.

TRANSACTIONS

- Selected in the second round (No. 58 overall) in the 2020 NFL Draft on 4/24/21.

CAREER NOTES

- Started all 17 games at RG and appeared in every offensive snap throughout the entire season, joining RT Brian O'Neill as the only Vikings to do so on offense.
- Started nine games at RG during rookie season in 2020 and played in 13 contests.
- Joined college teammate, RB Alexander Mattison, on the Vikings. The duo played together from 2016-18 for the Broncos.
- Highest-drafted Boise State Bronco since Leighton Vander Esch was selected by Dallas in the first round of 2018 NFL Draft.
- Led the OL group at the NFL Combine with his 4.46 20-yard shuttle and 7.26 3-cone drill. Ran a 4.93 40-yard dash (third among OL) and 30 bench press reps (fifth among OL).
- Marked the third straight season the Vikings used a first- or second-round draft pick on an OL, joining 2019 first-rounder Garrett Bradbury and 2018 second-rounder Brian O'Neill.

2022 - Minnesota Vikings

- Started Week 1 at LG, appearing in all 62 offensive snaps, helping the offense total 395 yards and hold Green Bay to 1.0 sack.

2021 - Minnesota Vikings

- Started all 17 games at LG and played all 1,082 offensive snaps in 2021, joining RT Brian O'Neill as the only Vikings to do so on offense.
- Started his 10th career game at Cincinnati (9/12) in Week 1.
- Started at Arizona (9/19) and helped Dalvin Cook to a 131-yard rushing day.
- Started vs. Seattle (9/26) and helped team to first win of the season, posting a 100-yard rusher (Alexander Mattison, 112), a 100-yard receiver (Justin Jefferson, 118) and a 300-yard passer (Kirk Cousins, 323) for the first time on the season.
- Started at Carolina (10/17) and helped offense to a 100+ yard RB (Cook, 140), WR (Thielen, 126) and 300+ yard QB (Cousins, 373) in an OT win.

2020 - Minnesota Vikings

- Appeared in 13 games (9 starts) at RG as the Vikings offense totaled the seventh-most rushing yards (2,283) and the second-most scrimmage yards (6,548) in team history.
- Made NFL debut at Indianapolis (9/20) in Week 2.
- Made first career start vs. Atlanta (10/18) and went on to start next three games before being injured vs. Dallas and Carolina.
- Returned to action and helped the Vikings record 420 total net yards of offense vs. Jacksonville (12/6) in an OT win.
- Started the final five straight games of the season.
- Vikings ranked fourth in NFL total offense, a 12-spot jump from 2019 and scored 55 offensive touchdowns, the second-best mark in team history behind the 1998 squad.
- Helped RB Dalvin Cook rush for 1,557 yards, the third-best mark in Vikings history and the second-most in the NFL for the year.
- Cook had 16 rushing TDs, the second-best season mark in Vikings history, and earned a second-straight Pro Bowl berth.
- Cook tied a team record in win at Green Bay (11/1) by scoring four touchdowns in a game (three rushing, one receiving), only the third time in Vikings history the feat has been accomplished, and tied the team record with three rushing touchdowns in a game.
- Helped rookie WR Justin Jefferson rewrite the NFL and team record book with an NFL post-merger record 1,400 yards receiving and a team-record 88 catches en route to Second-Team Associated Press All-Pro honors and a Pro Bowl berth.
- Protected QB Kirk Cousins as he threw for a career-high 35 TD passes and a 105.0 passer rating, the second-most touchdown passes in a season by a Vikings QB and the first time in team history a QB had consecutive seasons with a 100+ passer rating.

College - Boise State

- Two-time First-Team All-Mountain West in 2018 and '19 and honorable mention in 2017 as a redshirt freshman.
- Started in all 40 of his college games after redshirting in 2016.
- Boise State played in Mountain West Championship Game each season, winning conference title in 2017 and 2019.


- Helped Broncos to 12-2 mark in 2019, with the only losses coming at BYU and in Las Vegas Bowl to Washington.
- Squad went 10-3 in 2018 and 11-3 in 2017, winning Las Vegas Bowl over Oregon.
- Blocked for Mountain West Freshman of the Year, RB George Holani, in 2019.
- During his time as a Bronco, helped extended the team's streak of having a 1,000-yard rusher to 12 consecutive seasons. Alexander Mattison's rushing totals benefited from Cleveland in 2017 (1,086) and 2018 (1,415).
- Protected Mountain West Player of the Year, QB Brett Rypien, and the nation's 18th-ranked passing offense (292 ypg) in 2018.
- Started 14 games as a redshirt freshman while the Broncos finished second on the Mountain West in scoring (32.5 ppg).

Prep - Bethel

- As a senior, totaled 41 tackles and 4.0 sacks. Earned Lineman of the Year honors after being named First-Team All-Area as a DT and First-Team All-Conference as an OL.
- Named Bethel's Defensive Player of the Year and earned a spot on Washington's All-State team.
- Played center field in baseball and wrestled at Bethel.
- Two-star recruit according to Rivals and the No. 24 player in Washington.

CLEVELAND'S CAREER GAMES/STARTS		
Year.....		GP/GS
2020 (Min).....		13/9
2021 (Min).....		17/17
2022 (Min).....		3/3
Totals		33/29





RYAN CONNELLY

57

POSITION: Linebacker
HEIGHT/WEIGHT: 6-2/234
DOB: 10-23-95
HOMETOWN: Eden Prairie, Minnesota

COLLEGE: Wisconsin
ACQUIRED: W (NYG) '20
NFL SEASON: 4
VIKINGS SEASON: 3

2022 GP/GS
PUP

Career GP/GS
30/3 - (26/0 - Min, 4/3- NYG)

Playoffs GP/GS
0/0

OFF THE FIELD

- Minnesota native who played high school football at perennial power Eden Prairie under Head Coach Mike Grant, the son of Pro Football Hall of Fame Vikings coach Bud Grant.
- Earned degree in economics at Wisconsin in December 2018.
- Cousin, Anders Lee, plays in the NHL with NY Islanders.
- Joined fellow Minnesotans Adam Thielen (Detroit Lakes), Ben Ellefson (Hawley) and C.J. Ham (Duluth) on the 2021 Vikings.

TRANSACTIONS

- Selected by the New York Giants in the fifth round (143rd overall) in the 2019 NFL Draft 4/27/19.
- Acquired via waivers by the Minnesota Vikings from the New York Giants on 9/6/20.
- Placed on Injured Reserve by the Minnesota Vikings on 12/13/21.

CAREER NOTES

- Was productive in final two games he played as a rookie for New York Giants, at Tampa Bay and vs. Washington, starting both and notching 12 tackles, two interceptions and a sack.
- Was the first Giants LB to record a sack and interception in the same game since Kawika Mitchell in 2007 at Buffalo.

2022 - Minnesota Vikings

- Started the season on PUP.

2021 - Minnesota Vikings

- Placed on Injured Reserve on 12/13.
- Returned off Reserve/COVID-19 to play vs. Green Bay (11/21).
- Placed on Reserve/COVID-19 before game at LA Chargers (11/14).
- Had special teams tackle at Arizona (9/19), at Baltimore (11/7).
- Appeared in Week 1 at Cincinnati (9/12) on special teams.

2020 - Minnesota Vikings

- Played in career-high 14 games and had six special teams stops.
- Made Vikings debut at Indianapolis (9/20), had one special teams stop.
- Recorded two special teams tackles at New Orleans (12/25).

2019 - New York Giants

- Played in opening four games of the season and started final three he played in before suffering season-ending knee injury.
- Made NFL debut in season opener at Dallas (9/8) where he had two solo tackles.
- Started first career game vs. Buffalo (9/15) and posted six tackles.
- Had interceptions in consecutive games at Tampa Bay (9/22) and vs. Washington (9/29), adding a sack against Washington.
- Notched first interception of career off Jameis Winston at Tampa Bay (9/22) and returned it 13 yards. Added career-best seven tackles in game and helped team to a 32-31 win, the first of the season. The interception was the first by a Giants rookie LB since Bryan Kehl snared a Ben Roethlisberger pass in 2008.
- Had most productive game of season vs. Washington (9/29) before suffering injury. Grabbed an interception off Case Keenum on the third play of the game that set up a Giants touchdown. Sacked Keenum for a two-yard loss on the next series and ended day with five tackles.

College - Wisconsin

- Capped Badgers career with 246 tackles (156 solo), 29 TFL, 6.0 sacks and two interceptions in 52 games with 26 starts.
- Originally a walk-on at Wisconsin, earned a scholarship before his second season with the club.
- Started all 12 games he played as a senior in 2018, served as a team captain and was Third-Team All-Big Ten by league coaches.
- Helped Badgers go 4-0 in bowls, highlighted by a 13-1 season in 2017 that ended with a win over Miami in the Orange Bowl.
- Wisconsin played in the Big Ten Championship Game in 2016 and 2017, falling to Penn State and Ohio State respectively.
- Led team in tackles as a junior in 2017 with 88 stops and ranked second on team as a senior with 89.
- Honorable Mention All-Big Ten as a junior and Academic All-Big Ten as a junior and senior.
- Named Big Ten Defensive Player of the Week as a sophomore in 2016 for 11-tackle day against Nebraska.
- Played in 14 games with six starts as a sophomore.
- Redshirted in 2014 and played in 12 games in 2015.

Prep - Eden Prairie

- Helped Eden Prairie to three straight Class 6A state football titles as a sophomore, junior and senior.
- Helped lacrosse team to state titles as a junior and senior.

CONNELLY'S REGULAR-SEASON STATISTICS											
Year	GP/GS	Solo	Asst.	Total TKL	Sacks	INTs	PBU	TFL	QBH	FF/FR	ST TKL
2019 (NYG) 4/3		10	10	20	1.0	2 (18)	0	0	0	0/0	0
2020 (Min) 14/0		0	0	0	0.0	0	0	0	0	0/0	6
2021 (Min) 12/0		0	0	0	0.0	0	0	0	0	0/0	3
Totals	30/3	10	10	20	1.0	2 (18)	0	0	0	0/0	9

SINGLE-GAME CAREER HIGHS (* - playoffs)									
Tackles	7	at Tampa Bay, 9/22/19				Interception	1	2x,last vs. Wash., 9/29/19	
Solo Tackles	3	2x, last vs. Wash., 9/29/19				Forced Fumble	N/A		
Tackles For Loss	1	2x, last vs. Washington 9/29/19				Fumble Recovery	N/A		
Sacks	1.0	vs. Washington, 9/29/19				Pass Defensed	N/A		

CONNELLY'S GAME-BY-GAME											
2019	NYG	U	A	T	TFL	SK	QH	FF	FR	INT	PD
9/8	@ DAL	2	0	2	0	0.0	0	0	0	0	0
9/15	BUF*	3	3	6	0	0.0	0	0	0	0	0
9/22	@ TB*	2	5	7	0	0.0	0	0	0	1	0
9/29	WAS*	3	2	5	0	1.0	0	0	0	1	0
10/6	MIN	RESERVE/INJURED									
10/10	@ NE	RESERVE/INJURED									
10/20	ARZ	RESERVE/INJURED									
10/27	@ DET	RESERVE/INJURED									
11/4	DAL	RESERVE/INJURED									
11/10	@ NYJ	RESERVE/INJURED									
11/24	@ CHI	RESERVE/INJURED									
12/1	GB	RESERVE/INJURED									
12/9	@ PHI	RESERVE/INJURED									
12/15	MIA	RESERVE/INJURED									
12/22	@ WAS	RESERVE/INJURED									
12/29	PHI	RESERVE/INJURED									
GP/GS: 4/3		10	10	20	0	1.0	0	0	0	1	0
2020	MIN	U	A	T	TFL	SK	QH	FF	FR	INT	PD
9/13	GB	INACTIVE									
9/20	@ IND	0	0	0	0	0.0	0	0	0	0	0
9/27	TEN	0	0	0	0	0.0	0	0	0	0	0
10/4	@ HOU	0	0	0	0	0.0	0	0	0	0	0
10/11	@ SEA	0	0	0	0	0.0	0	0	0	0	0
10/18	ATL	0	0	0	0	0.0	0	0	0	0	0
11/1	@ GB	0	0	0	0	0.0	0	0	0	0	0
11/8	DET	0	0	0	0	0.0	0	0	0	0	0
11/16	@ CHI	INACTIVE									
11/22	DAL	0	0	0	0	0.0	0	0	0	0	0
11/29	CAR	0	0	0	0	0.0	0	0	0	0	0
12/6	JAX	0	0	0	0	0.0	0	0	0	0	0
12/13	@ TB	0	0	0	0	0.0	0	0	0	0	0
12/20	CHI	0	0	0	0	0.0	0	0	0	0	0
12/25	@ NO	0	0	0	0	0.0	0	0	0	0	0
1/3	@ DET	0	0	0	0	0.0	0	0	0	0	0
GP/GS: 14/0		0	0	0	0	0.0	0	0	0	0	0
2021	MIN	U	A	T	TFL	SK	QH	FF	FR	INT	PD
9/12	@ CIN	0	0	0	0	0.0	0	0	0	0	0
9/19	@ ARZ	0	0	0	0	0.0	0	0	0	0	0
9/26	SEA	0	0	0	0	0.0	0	0	0	0	0
10/3	CLE	0	0	0	0	0.0	0	0	0	0	0
10/10	DET	0	0	0	0	0.0	0	0	0	0	0
10/17	@ CAR	0	0	0	0	0.0	0	0	0	0	0
10/31	DAL	0	0	0	0	0.0	0	0	0	0	0
11/7	@ BAL	0	0	0	0	0.0	0	0	0	0	0
11/14	@ LAC	COVID-19 RESERVE									
11/21	GB	0	0	0	0	0.0	0	0	0	0	0
11/28	@ SF	0	0	0	0	0.0	0	0	0	0	0
12/5	@ DET	0	0	0	0	0.0	0	0	0	0	0
12/9	PIT	0	0	0	0	0.0	0	0	0	0	0
12/20	@ CHI	RESERVE/INJURED									
12/26	LAR	RESERVE/INJURED									
1/2/22	@ GB	RESERVE/INJURED									
1/9/22	CHI	RESERVE/INJURED									
GP/GS: 12/0		0	0	0	0	0.0	0	0	0	0	0

CONNELLY'S SACKS	
GAME	QB
vs. Washington, 9/29/19	Case Keenum
Total	1.0

CONNELLY'S INTERCEPTIONS	
GAME	QB
at Tampa Bay, 9/22/19	Jameis Winston
vs. Washington, 9/29/19	Case Keenum
Total	2 (18)



DALVIN COOK

4

POSITION: Running Back
HEIGHT/WEIGHT: 5-10/210
DOB: 8-10-95
HOMETOWN: Miami, Florida

COLLEGE: Florida State
ACQUIRED: D2 (#41) '17
NFL SEASON: 6
VIKINGS SEASON: 6

2022 GP/GS
3/3

Career GP/GS
59/58

Playoffs GP/GS
2/2

OFF THE FIELD

- Hosted his first youth camp in Woodbury, Minnesota on July 23-24, which featured football and cheerleading for girls and boys ages 7-18.
- Donated his earnings from appearing in the Madden NFL video game to Minnesota's North Memorial Hospital for PPE supplies to help front-line workers in the fight against COVID-19.
- Donated \$10,000 to the Minnesota Vikings Foundation in December of 2019 after selling apparel to raise the funds.
- Helped launch the Vikings Table charity food truck, an extension of the Minnesota Vikings Foundation, in June of 2019. Also worked with Vikings Table to distribute free healthy meals with the Open Door Pop-Up Produce Stand in Inver Grove Heights.
- Partnered with Hy-Vee to host children from local Boys & Girls Clubs locations for a cooking class in December 2018.
- Bought toys for a local Miami children's hospital and passed them out over Christmas break.
- Raised by his grandmother, Betty Cook.
- Social science major at FSU.

TRANSACTIONS

- Selected in the second round (41st overall) by the Minnesota Vikings on 4/28/17.
- Placed on IR on 10/5/17.
- Signed a five-year contract extension with the Vikings on 9/12/20.

CAREER NOTES

Honors

- Pro Bowl nod for the third consecutive year in 2021.
- A First-Team All-Pro by PFWA and *Sporting News* in 2020.
- Tabbed Second-Team All-Pro by Pro Football Focus in 2020.
- NFC Offensive Player of the Month for November 2020.
- Named both NFC Offensive Player of the Week and FedEx Ground Player of the Week at Green Bay (11/1/20) and vs. Detroit (11/8/20).
- Named Pro Bowl starter in 2019.
- Earned the second NFC Offensive Player of the Week award of his career after posting 183 scrimmage yards (97 rushing, 86 receiving) and one rushing TD at Dallas (11/10/19).
- Earned his second FedEx Ground Player of the Week award of the 2019 season with 142 yards and two touchdowns at Detroit in Week 7.
- Named to the PFWA's All-NFC team for 2019 season.
- Honored as the FedEx Ground Player of the Week after rushing for a career-high 154 yards and one touchdown at Green Bay on 9/15/19.
- Named the NFC Offensive Player of the Week for his efforts against Miami in Week 15 of the 2018 season.

2022 - Minnesota Vikings

- Started Week 1 vs. Green Bay (9/11) recorded his 32nd career game with at least 100 yards from scrimmage with 90 rushing yards on 20 attempts and three receptions for 18 yards.
- 17 carries for 96 yards, including his first touchdown of the season, vs. Detroit (9/25) before leaving with a shoulder injury.

2021 - Minnesota Vikings

- Started all 13 games he played and led the NFC in rushing with 1,159 rushing yards, his third consecutive season reaching the 1,000-yard rushing mark.
- Earned his third consecutive trip to the Pro Bowl.
- Placed on Reserve/COVID-19 on 12/23.
- Had his second career 200-yard rushing game with 205 rushing yards vs. Pittsburgh (12/9), the most in the NFL in 2021. Also scored twice, his first multi-touchdown game in 2021.
- Inactive at Detroit (12/5).
- Had season-best 64 yards receiving on six catches with a long of 24 on a pass from WR Justin Jefferson and 39 yards rushing at San Francisco (11/28).
- Had 115 yards of offense (86 rushing, 29 receiving) vs. Green Bay (11/21) in a 34-31 win.
- Started at LA Chargers (11/14), had 94 yards rushing and a TD, adding 24 yards receiving on three catches in a win.
- Started at Baltimore (11/7) and had 110 yards rushing, his 18th career game of 100+, the third-most in Vikings history.
- Started at Carolina (10/17), rushing for 140 yards and a touchdown, giving him 17 career 100+ yard games, tied with Chuck Foreman for third-most by a Vikings RB in a career.
- Inactive vs. Detroit (10/10).
- Started vs. Cleveland (10/3), gaining 34 yards rushing on nine carries and catching two passes for 10 yards.
- Missed game vs. Seattle (9/26) with injury.
- Had first 100-yard rushing day of season at Arizona (9/19), going for 131 on 22 carries with a pair of catches for 17 yards.
- Started at Cincinnati (9/12) and had 20 carries for 61 yards (3.1 avg.) with one touchdown, also caught six passes for 43 yards.

2020 - Minnesota Vikings

- Named to his second consecutive Pro Bowl.
- Started 14 games, leading team in rushing (1,557) and scrimmage yards (1,918). His 1,557 yards (2nd in NFL) rank third in Vikings history and 111.2 rushing ypg (2nd in NFL) rank second behind only Adrian Peterson's 2012 total (131.1).
- Named a Vikings 2020 team captain on 9/9.
- Had two touchdowns in a game for the fifth time in his career and the second consecutive time in a season opener (9/13) and converted a pair of 2-point conversions, the first of his career.
- Set Vikings and tied NFL season mark with third rushing 2-point conversion following a three-yard touchdown run at Indianapolis (9/20).
- Finished the game vs. Tennessee (9/27) with 181 yards rushing and combined with WR Justin Jefferson for 374 scrimmage yards, the first time a Vikings RB/WR each had 175+ yards. The total ranks third among Vikings duos for a single game.
- Totaled 130 rushing yards as Adam Thielen (114) and Justin Jefferson (103) posted 100+ at Houston (10/4), marking the first time since 2000 the Vikings have had two WRs and a RB with 100+ yards in a game - Robert Smith (103), Cris Carter (136), Randy Moss (108) vs. Carolina.
- In victory at Green Bay (11/1), became the first Viking to score four touchdowns (three rush, one rec) in a game since WR Ahmad Rashad (four receiving) did so vs. San Francisco (9/2/79). Cook joined Rashad and Chuck Foreman (two rushing, two rec) at Buffalo (12/20/75) as the only players in franchise history to score four touchdowns in a game. With the performance, he became only the fifth player in the NFL with 200+ scrimmage yards (226), three-plus rushing TDs (three) and a receiving TD in a game in the Super Bowl era.
- Became the third player in team history to rush for 200+ yards in a game, joining Peterson (six) and Foreman (one) as he ran for 206 with two touchdowns vs. Detroit (11/8).
- The fourth Viking in team history to earn NFC Player of the Week honors in consecutive weeks - at Green Bay and vs. Detroit.
- Surpassed 1,000 rushing yards on season with 115 yards and one touchdown on 27 carries vs. Dallas (11/22).
- Set career-high with 32 carries for 120 vs. Jacksonville (12/6).
- Tallied his eighth 100+ game on season as he rushed for 132 yards one touchdown vs. Chicago (12/20).
- Rushed for 73 yards on 15 attempts at New Orleans with one touchdown, passing Robert Smith (2000) for third-most rushing yards in a season by a Viking.
- Missed season finale at Detroit (1/3) due to the death of his father, James.

2019 - Minnesota Vikings

- Named a Pro Bowl starter, his first career Pro Bowl berth.
- Finished the season with 1,135 rushing yards (10th in the NFL) and 13 rushing TDs (fourth in the NFL).
- His 1,654 scrimmage yards ranked seventh in the NFL.
- Earned FedEx Ground Player of the Week honors after running for 154 yards at Green Bay (9/15), including a career-long 75-yard TD, the second-longest rush against Green Bay in franchise history. Cook became just the fourth Vikings RB to gain 100+ yards in the first half of a game.
- Became the first Viking to open a season with three straight 100+ rushing games with 110 yards on 16 carries and one touchdown vs. Oakland (9/22). The fifth player in NFL history to record 110+ rushing yards and one rushing touchdown in the first three games of a season, joining HOFers Jim Brown, Curtis Martin, O.J. Simpson and Emmitt Smith.
- Became the first Viking in team history to record 120+ rushing yards and 80+ receiving yards in the same game, totaling 132 rushing yards and 86 receiving yards at NY Giants (10/6).
- Finished with 142 rushing yards and two rushing touchdowns on 25 carries at Detroit (10/20) to earn FedEx Ground Player of the Week Honors for his efforts.
- Became one of nine players to record 500+ rushing and 200+ receiving yards in the first five games of a season, joining Christian McCaffrey (2019), Tiki Barber (2004), Priest Holmes (2002), Thurman Thomas (1991), Herschel Walker (1988), James Wilder (1984, 1985), Billy Sims (1980) and Jim Brown (1963).
- Named NFC Offensive Player of the Week after totaling 183 scrimmage yards (97 rushing, 86 receiving) and one rushing touchdown at Dallas (11/10).
- Rushed nine times for 27 yards and caught three passes for 16 yards at the LA Chargers (12/15) before exiting with an injury.
- Rushed 28 times for 94 yards and two touchdowns in the Wild Card win at New Orleans (1/5/20).

2018 - Minnesota Vikings

- Finished the season with 920 yards from scrimmage (615 rushing, 305 receiving) and four total TDs while starting 10 of the 11 games he appeared in.
- Totaled 95 yards from scrimmage in his first regular-season game back from a torn ACL suffered in 2017, rushing 16 times for 40 yards while grabbing six receptions for 55 yards against San Francisco (9/9).
- Inactive with a hamstring injury vs. Buffalo (9/23).
- Rushed 10 times for 20 yards in limited action as he returned from injury at Los Angeles (9/27).
- Inactive Weeks 5-8 with injured hamstring.
- Scored his first touchdown of the season and the first reception touchdown of his career against Green Bay (11/25).
- Had a career day vs. Miami (12/16), finishing with 19 carries for 136 yards and two touchdowns and one reception for 27 yards. Earned his first NFC Offensive Player of the Week award for his efforts.
- Reached 100+ yards from scrimmage for the third time in four games, racking up a total of 108 yards (16 carries for 73 yards and three receptions for 35 yards) at Detroit (12/23).

2017 - Minnesota Vikings

- Missed the final 12 weeks of the regular season due to a torn ACL suffered vs. Detroit (10/1).
- His 288 yards on the ground through three games was the most by any Vikings rookie RB through three games, passing Adrian Peterson (271, 2007) and Chuck Foreman (231, 1973).
- Totaled 127 rushing yards on 22 carries (5.8 avg.) in his first career NFL game vs. New Orleans (9/11), the most rushing yards by a Vikings rookie in a debut in club history.
- Totaled 169 yards from scrimmage vs. Tampa Bay (9/24), gaining 97 yards on the ground on 27 carries (3.6 avg.) and reaching the end zone for the first time in his career.
- Ran the ball 13 times for 66 yards (5.1 avg.) and a touchdown vs. Detroit (10/1) and added one catch for eight yards before leaving the game with a knee injury.

College - Florida State

- Left FSU as career leader in rushing yards (4,464) and rushing TDs (46) and second in school history with 5,399 all-purpose yards.
- Posted 21 games with 100+ rushing yards.
- Two-time First-Team All-America in 2015 and 2016.
- Tied for 10th in Heisman Trophy voting in 2016.
- Earned All-ACC Honors all three seasons.
- Finished his junior season with a career-high, and FSU-record, 1,765 rushing yards with 19 TDs. Totaled 20 TDs (19 rush, one rec.).
- Led FSU to an Orange Bowl win over No. 6 Michigan while earning game MVP honors.
- Totaled 1,691 rushing yards with 19 TDs as a sophomore. Added 24 receptions for 244 yards and one touchdown, and led the nation with 168.2 yards from scrimmage per game.
- Fastest player in FSU history to eclipse 1,000 rushing yards, doing so in seven games.
- Named the team's Offensive MVP and one of four permanent captains during his second season at FSU.
- The first FSU freshman RB to break the 1,000-yard mark.
- Paired with QB Jameis Winston to go 13-0 in the regular season, earning a playoff berth vs. Oregon in the Rose Bowl.
- Earned All-ACC from coaches and media as a freshman.

Prep - Miami Central

- Led Miami Central to the Class 6A state title by rushing for 223 yards and four touchdowns in the 52-7 win over Seffner Armwood.
- Totaled 4,267 yards and 64 TDs during his prep career while leading Central to a 52-5 overall record.
- Won three state titles despite not playing for Miami Central until his sophomore season.
- Rushed for 1,940 yards and 24 TDs on just 177 carries (11.0 avg.) during his senior season. Also recorded three interceptions.
- Two-time All-State Class 6A First-Team.
- Named Florida's Mr. Florida in 2013 and ran track at Central.
- Attended same high school as Falcons RB Devonta Freeman who was a senior when Cook was a freshman.

COOK'S REGULAR-SEASON STATISTICS											
Year	GP/GS	Att.	RUSHING				No.	RECEIVING			
			Yds.	Avg.	Lg.	TD		Yds.	Avg.	Lg.	TD
2017 (Min)	4/4	74	354	4.8	33	2	11	90	8.2	36	0
2018 (Min)	11/10	133	615	4.6	70	2	40	305	7.6	27	2
2019 (Min)	14/14	250	1,135	4.5	75t	13	53	519	9.8	31	0
2020 (Min)	14/14	312	1,557	5.0	70t	16	44	361	8.2	50t	1
2021 (Min)	13/13	249	1,159	4.7	66	6	34	224	6.6	24	0
2022 (Min)	3/3	43	203	4.7	16	1	7	37	5.3	14	0
Total	59/58	1,061	5,023	4.7	75t	40	189	1,536	8.1	50t	3

COOK'S POSTSEASON STATISTICS											
Year	GP/GS	Att.	RUSHING				No.	RECEIVING			
			Yds.	Avg.	Lg.	TD		Yds.	Avg.	Lg.	TD
2019 (Min)	2/2	37	112	3.0	22	2	9	44	4.9	19	0
Total	2/2	37	112	3.0	22	2	9	44	4.9	19	0

SINGLE-GAME CAREER HIGHS (* - playoffs)

Rushing Attempts32.....	vs. Jacksonville, 12/6/20	Receptions8.....	at New England, 12/2/18
Rushing Yards206.....	vs. Detroit, 11/8/20	Receiving Yards86.....	2x, last at Dallas, 11/10/19
Long Rush75t.....	at Green Bay, 9/15/19	Long Reception50t.....	at Green Bay, 11/1/20
Rushing TD3.....	at Green Bay, 11/1/20	Receiving TD1.....	3x, last at Green Bay, 11/1/20
2-Point Conversions2.....	vs. Green Bay, 9/13/20			

RUSHING INTO THE RECORD BOOK	
Dalvin Cook posted eight games in 2020 with 100+ rushing yards despite missing a pair of games on the season. Cook's 19 games with 100+ yards rushing ranks third in team history.	
VIKINGS CAREER 100+ YARD RUSHING GAMES	
PLAYER100+ GAMES
Adrian Peterson49
Robert Smith29
Dalvin Cook19
Chuck Foreman17
VIKINGS 100+ YARD RUSHING GAMES IN A SEASON	
PLAYER, SEASON100+ GAMES
Adrian Peterson, 201210
Adrian Peterson, 200810
Robert Smith, 20008
Dalvin Cook, 20208
Adrian Peterson, 20157
Robert Smith, 19976
Adrian Peterson, 20076
Dalvin Cook, 20195

RUSHING ROYALTY	
Dalvin Cook rumbled for a career-high 1,557 yards in 2020 and broke the 200-yard mark in a game vs. Detroit (11/8/20) and vs. Pittsburgh (12/9/21) to join an elite group of Vikings runners.	
VIKINGS RUSHING YARDS IN A SEASON	
PLAYER, SEASONYARDS
Adrian Peterson, 20122,097
Adrian Peterson, 20081,760
Dalvin Cook, 20201,557
Robert Smith, 20001,521
Adrian Peterson, 20151,485
VIKINGS RUSHING YARDS IN A GAME	
PLAYER, GAMEYARDS
Adrian Peterson, vs. San Diego, 11/4/07296
Adrian Peterson, at Chicago, 10/14/07224
Adrian Peterson, at St. Louis, 12/16/12212
Adrian Peterson, vs. Chicago, 12/1/13211
Adrian Peterson, at Green Bay, 12/2/12210
Dalvin Cook, vs. Detroit, 11/8/20206
Dalvin Cook, vs. Pittsburgh, 12/9/21205
Adrian Cook, 11/15/15203
Chuck Foreman, at Philadelphia, 10/24/76200
Adrian Peterson, vs. Green Bay, 12/30/12199
Adrian Peterson, vs. Green Bay, 11/9/08192
Adrian Peterson, at Seattle, 11/4/12182
Dalvin Cook, vs. Tennessee, 9/27/20181

COOK'S GAME-BY-GAME											
RUSHING						RECEIVING					
2017	MIN	Att.	Yards	Avg.	Long	TD	No.	Yards	Avg.	Long	TD
9/11	NO*	22	127	5.8	33	0	3	10	3.3	4	0
9/17	@ PIT*	12	64	5.3	25	0	2	0	0.0	1	0
9/24	TB*	27	97	3.6	26	1	5	72	14.4	36	0
10/1	DET*	13	66	5.1	10	1	1	8	8.0	8	0
10/9	@ CHI					INJURED/RESERVE					
10/15	GB					INJURED/RESERVE					
10/22	BAL					INJURED/RESERVE					
10/29	@ CLE					INJURED/RESERVE					
11/12	@ WAS					INJURED/RESERVE					
11/19	LAR					INJURED/RESERVE					
11/23	@ DET					INJURED/RESERVE					
12/3	@ ATL					INJURED/RESERVE					
12/10	@ CAR					INJURED/RESERVE					
12/17	CIN					INJURED/RESERVE					
12/23	@ GB					INJURED/RESERVE					
12/31	CHI					INJURED/RESERVE					
GP/GS: 4/4		74	354	4.8	33	2	11	90	8.2	36	0
RUSHING						RECEIVING					
2018	MIN	Att.	Yards	Avg.	Long	TD	No.	Yards	Avg.	Long	TD
9/9	SF*	16	40	2.5	15	0	6	55	9.2	17	0
9/16	@ GB*	10	38	3.8	9	0	3	52	17.3	24	0
9/23	BUF					INACTIVE					
9/27	@ LAR*	10	20	2.0	9	0	0	0	0.0	0	0
10/7	@ PHI					INACTIVE					
10/14	ARI					INACTIVE					
10/21	@ NYJ					INACTIVE					
10/28	NO					INACTIVE					
11/4	DET	10	89	8.9	70	0	4	4	20	6	0
11/18	@ CHI*	9	12	1.3	7	0	3	-2	-0.7	5	0
11/25	GB*	10	29	2.9	9	0	3	47	15.7	26t	1
12/2	@ NE*	9	84	9.3	32	0	8	22	2.8	5	0
12/10	@ SEA*	13	55	4.2	13	0	5	28	5.6	17	1
12/16	MIA*	19	136	7.2	26	2	1	27	27.0	27	0
12/23	@ DET*	16	73	4.6	18	0	3	35	11.7	20	0
12/30	CHI*	11	39	3.5	10	0	4	21	5.3	12	0
GP/GS: 11/10		133	615	4.6	70	2	40	305	7.6	27	2
RUSHING						RECEIVING					
2019	MIN	Att.	Yards	Avg.	Long	TD	No.	Yards	Avg.	Long	TD
9/8	ATL*	21	111	5.3	22	2	2	9	4.5	8	0
9/15	@ GB*	20	154	7.7	75t	1	3	37	12.3	13	0
9/22	OAK*	16	110	6.9	25	1	4	33	8.3	18	0
9/29	@ CHI*	14	35	2.5	9	1	6	35	5.8	13	0
10/6	@ NYG*	21	132	6.3	41	0	6	86	14.3	24	0
10/13	PHI*	16	41	2.6	14	1	2	13	6.5	11	0
10/20	@ DET*	25	142	5.5	23	2	1	7	7.0	7	0
10/24	WAS*	23	98	4.3	11	1	5	73	14.6	31	0
11/3	@ KC*	21	71	3.4	12	0	4	45	11.3	22	0
11/10	@ DAL*	26	97	3.7	23	1	7	86	12.3	30	0
11/17	DEN*	11	26	2.4	5	1	5	31	6.2	21	0
12/2	@ SEA*	9	29	3.2	9	1	3	35	11.7	15	0
12/8	DET*	18	62	3.4	9	1	2	13	6.5	10	0
12/15	@ LAC*	9	27	3.0	8	0	3	16	5.3	11	0
12/23	GB					INACTIVE					
12/29	CHI					INACTIVE					
GP/GS: 14/14		250	1,135	4.5	75t	13	53	519	9.8	31	0
RUSHING						RECEIVING					
2019 PLAYOFFS											
1/5/20	@ NO*	28	94	3.4	22	2	3	36	12.0	19	0
1/11/20	@ SF*	9	18	2.0	6	0	6	8	1.3	4	0
GP/GS: 2/2		37	112	3.0	28	2	9	44	4.9	19	0

2020	MIN	RUSHING					RECEIVING				
		Att.	Yards	Avg.	Long	TD	No.	Yards	Avg.	Long	TD
9/13	GB*	12	50	4.2	12	2	1	-2	-2.0	-2	0
9/20	@ IND*	14	63	4.5	16	1	2	8	4.0	6	0
9/27	TEN*	22	181	8.2	39t	1	2	18	9.0	15	0
10/4	@ HOU*	27	130	4.8	15	2	2	16	8.0	11	0
10/11	@ SEA*	17	65	3.8	10	1	5	24	4.8	10	0
10/18	ATL										
11/1	@ GB*	30	163	5.4	37	3	2	63	31.5	50t	1
11/8	DET*	22	206	9.4	70t	2	2	46	23.0	29	0
11/16	@ CHI*	30	96	3.2	14	0	4	16	4.0	9	0
11/22	DAL*	27	115	4.3	16	1	5	45	9.0	26	0
11/29	CAR*	18	61	3.4	14	0	4	21	5.3	12	0
12/6	JAX*	32	120	3.8	12	0	6	59	9.8	20	0
12/13	@ TB*	22	102	4.6	14	1	2	8	4.0	5	0
12/20	CHI*	24	132	5.5	20	1	5	27	5.4	13	0
12/25	@ NO*	15	73	4.9	15t	1	2	12	6.0	8	0
1/3	@ DET										
GP/GS: 14/14		312	1,557	5.0	70t	16	44	361	8.2	50t	1

2021	MIN	RUSHING					RECEIVING				
		Att.	Yards	Avg.	Long	TD	No.	Yards	Avg.	Long	TD
9/12	@ CIN*	20	61	3.1	17	1	6	43	7.2	9	0
9/19	@ ARZ*	22	131	6.0	16	0	2	17	8.5	14	0
9/26	SEA										
10/3	CLE*	9	34	3.8	13	0	2	10	5.0	6	0
10/10	DET										
10/17	@ CAR*	29	140	4.8	23	1	2	3	1.5	9	0
10/31	DAL*	18	78	4.3	19	0	0	0	0.0	0	0
11/7	@ BAL*	17	110	6.5	66	0	3	12	4.0	6	0
11/14	@ LAC*	24	94	3.9	12	1	3	13	4.3	15	0
11/21	GB*	22	86	3.9	13	1	3	29	9.7	19	0
11/28	@ SF*	10	39	3.9	30	0	6	64	10.7	24	0
12/5	@ DET										
12/9	PIT*	27	205	7.8	30	2	1	17	17.0	17	0
12/20	@ CHI*	28	89	3.2	10	0	2	2	1.0	2	0
12/26	LAR										
1/2/22	@ GB*	9	13	1.4	6	0	3	0	0.0	1	0
1/9/22	CHI*	14	79	5.6	29	0	1	3	3.0	3	0
GP/GS: 13/13		249	1,159	4.7	66	6	34	223	6.6	24	0

2022	MIN	RUSHING					RECEIVING				
		Att.	Yards	Avg.	Long	TD	No.	Yards	Avg.	Long	TD
9/11	GB*	20	90	4.5	16	0	3	18	6.0	10	0
9/19	@ PHI*	6	17	2.8	6	0	4	19	4.8	14	0
9/25	DET*	17	96	5.6	13	1	0	0	0.0	0	0
10/2	@ NO										
10/9	CHI										
10/16	@ MIA										
10/30	ARI										
11/6	@ WAS										
11/13	@ BUF										
11/20	DAL										
11/24	NE										
12/4	NYJ										
12/11	@ DET										
TBD	IND										
12/24	NYG										
1/1/23	@ GB										
TBD	@ CHI										
GP/GS: 3/3		43	203	4.7	16	1	7	37	5.3	14	0

DALVIN DELIVERING

In only 14 games in 2020, Dalvin Cook notched the 2nd-most rushing TDs in team history and 2nd-most scrimmage yards by a Viking.

VIKINGS RUSHING TOUCHDOWNS IN A SEASON

PLAYER, SEASON	RUSHING TDS
Adrian Peterson, 2009	18
Dalvin Cook, 2020	16
Dalvin Cook, 2019	13
Terry Allen, 1992	13
Chuck Foreman, 1976	13
Chuck Foreman, 1975	13

VIKINGS SCRIMMAGE YARDS IN A SEASON

PLAYER, SEASON	SCRIMMAGE YARDS
Adrian Peterson, 2012	2,314
Dalvin Cook, 2020	1,918
Adrian Peterson, 2008	1,885
Robert Smith, 2000	1,869
Adrian Peterson, 2009	1,819
Chuck Foreman, 1975	1,761
Ted Brown, 1981	1,757
Chuck Foreman, 1976	1,722
Adrian Peterson, 2015	1,707
Terry Allen, 1992	1,679
Dalvin Cook, 2019	1,654

FOUR SCORES

Dalvin Cook matched a Vikings record at Green Bay (11/1/20) when he scored four TDs in a game, a feat only accomplished twice before and one that had not happened since 1979. Cook's three rushing TDs in the game also tied a Vikings single-game record and set his career high. Cook tied a team record with a rushing TD in seven straight games, the opening seven games of the season and scored 16 rushing TDs on the season, second best in a season.

VIKINGS TOUCHDOWNS IN A GAME

PLAYER, GAME	TOUCHDOWNS
Chuck Foreman, at Buffalo, 12/20/75	4 (2 rush, 2 rec)
Ahmad Rashad, vs. San Francisco, 9/2/79	4 (4 rec)
Dalvin Cook, at Green Bay, 11/1/20	4 (3 rush, 1 rec)

VIKINGS CONSECUTIVE GAMES WITH A RUSHING TD

PLAYER, SEASON	GAMES
Moe Williams, 2002	7
Dalvin Cook, 2020	7
Bill Brown, 1968	6
Adrian Peterson, 2011	6
Tommy Mason, 1965	5

COOK'S TOUCHDOWNS *playoffs

GAME	PLAY
vs. Tampa Bay, 9/24/17	1 rush
vs. Detroit, 10/1/17	5 rush
vs. Green Bay, 11/25/18	26 catch from Cousins
at Seattle, 12/10/18	6 catch from Cousins
vs. Miami, 12/16/18	13 rush, 21 rush
vs. Atlanta, 9/8/19	19 rush, 7 rush
at Green Bay, 9/15/19	75 rush
vs. Oakland, 9/22/19	1 rush
at Chicago, 9/29/19	2 rush
vs. Philadelphia, 10/13/19	1 rush
at Detroit, 10/20/19	8 rush, 4 rush
vs. Washington, 10/24/19	4 rush
at Dallas, 11/10/19	2 rush
vs. Denver, 11/17/19	3 rush
at Seattle, 12/2/19	2 rush
vs. Detroit, 12/8/19	3 rush
at New Orleans, 1/5/20*	5 rush, 1 rush
vs. Green Bay, 9/13/20	1 rush, 3 rush
at Indianapolis, 9/20/20	3 rush
vs. Tennessee, 9/27/20	39 rush
at Houston, 10/4/20	5 rush, 7 rush
at Seattle, 10/11/20	8 rush
at Green Bay, 11/1/20	21 rush, 1 rush, 1 rush, 50 catch from Cousins
vs. Detroit, 11/8/20	5 rush, 70 rush
vs. Dallas, 11/22/20	1 rush
at Tampa Bay, 12/13/20	1 rush
vs. Chicago, 12/20/20	1 rush
at New Orleans, 12/25/20	15 rush
at Cincinnati, 9/12/21	1 rush
at Carolina, 10/17/21	16 rush
at L.A. Chargers, 11/14/21	1 rush
vs. Green Bay, 11/21/21	1 rush
vs. Pittsburgh, 12/9/21	29 rush, 7 rush
vs. Detroit, 9/25/22	4 run
Total	45 (42 rushing, 3 receiving)

COOK'S 100-YARD RUSHING GAMES (19)


GAME	Att/Yds/TD
vs. New Orleans, 9/11/17	22/127/0
vs. Miami, 12/16/18	19/136/2
vs. Atlanta, 9/8/19	21/111/2
at Green Bay, 9/15/19	20/154/1
vs. Oakland, 9/22/19	16/110/1
at New York Giants, 10/6/19	21/132/0
at Detroit, 10/20/19	25/142/2
vs. Tennessee, 9/27/20	22/181/1
at Houston, 10/4/20	27/130/2
at Green Bay, 11/1/20	30/162/3
vs. Detroit, 11/8/20	22/206/2
vs. Chicago, 11/22/20	27/115/1
vs. Jacksonville, 12/6/20	32/120/0
at Tampa Bay, 12/13/20	22/102/1
vs. Chicago, 12/20/20	24/132/1
at Arizona, 9/19/21	22/131/0
at Carolina, 10/17/21	29/140/1
at Baltimore, 11/7/21	17/110/0
vs. Pittsburgh, 12/9/21	27/205/2

COOK'S 200-YARD RUSHING GAMES (2)

GAME	Att/Yds/TD
vs. Detroit, 11/8/20	22/206/2
vs. Pittsburgh, 12/9/21	27/205/2

COOK'S 2-POINT CONVERSIONS (4)

GAME	Quarter/Play
vs. Green Bay, 9/13/20	4/rush up the middle
vs. Green Bay, 9/13/20	4/rush up the middle
at Indianapolis, 9/20/20	4/rush up the middle
vs. Green Bay, 11/21/21	4/rush left



KIRK COUSINS

8

POSITION: Quarterback
HEIGHT/WEIGHT: 6-3/205
DOB: 8-19-88
HOMETOWN: Holland, Michigan

COLLEGE: Michigan State
ACQUIRED: FA '18
NFL SEASON: 11
VIKINGS SEASON: 5

2022 GP/GS
3/3

Career GP/GS
128/123 (66/66-Min, 62/57-WAS)

Playoffs GP/GS
4/3

OFF THE FIELD

- Married his wife, Julie, in the 2014 offseason. The couple welcomed their first child, Cooper, in the fall of 2017 and their second, Turner, in the spring of 2019.
- Father, Don, is a minister and his mother, MaryAnn, is a flight attendant.
- Brother, Kyle, lettered four times as a pitcher at Calvin College in Grand Rapids, Michigan.
- Published his first book, *Game Changers: Faith, Football, & Finding Your Way*, in 2013.
- Graduated from Michigan State with 3.68 GPA in kinesiology.
- A frequent guest speaker at churches around the country.
- Surprised 50 children from People Serving People, the region's largest homeless shelter, with a Halloween party in 2019, buying the kids costumes before ending the night at TCO Performance Center.
- Together with Sleep Number, surprised Minnesota student athletes selected as the Vikings 2019 Community Captains.
- Supported Urban Homeworks, a nonprofit that builds affordable housing in urban areas, through the 2018 My Cause My Cleats campaign.
- Held a summer youth football camp in Holland, Michigan, (2013-19) and held his first in Minnesota in June 2019.
- In October of 2018 launched the Julie and Kirk Cousins Foundation, which aims to inspire generosity in others and make famous the generous heart of God.
- Partnered with Hy-Vee on a cereal, Cousins CinnaMinn Snaps, in 2020 with all proceeds to benefit the Boys & Girls Clubs of the Twin Cities.
- Has his own website, KirkCousins.org.

TRANSACTIONS

- Selected by Washington in the fourth round (No. 102 overall) in the 2012 NFL Draft on 4/28/12.
- Was assigned the transition tag by Washington on 3/1/16.
- Signed a one-year deal with Washington on 3/3/16.
- Assigned the franchise tag by Washington on 2/28/17.
- Signed a one-year deal with Washington on 3/13/17.
- Signed a three-year deal with the Minnesota Vikings on 3/15/18
- Signed a two-year extension with the Minnesota Vikings on 3/16/20.
- Signed a one-year extension with the Vikings on 3/13/22.

CAREER NOTES

Honors

- Six-time NFC Offensive Player of the Week - 2015 Week 7 vs. Tampa Bay (10/25), 2015 Week 10 vs. New Orleans (11/15), 2016 Week 11 vs. Green Bay (11/20), 2017 Week 3 vs. Oakland (9/24), 2020 Week 12 vs. Carolina (11/29) and Week 17 at Detroit (1/3).
- Earned NFC Offensive Player of the Month honors for October 2019, November 2016 and for December 2015.
- Voted FedEx Air Player of the Week three times - vs. Green Bay (11/20/16), at Philadelphia (9/21/14) and vs. Philadelphia (10/13/19).
- Pro Bowl selection after the 2016, 2019 and 2021 seasons.
- Named 2019 Vikings Offensive MVP as part of the team awards during the annual MN Football Honors program.
- Named the 2015 PFWA Co-Most Improved Player of the Year.
- Named two-time captain for Washington (2016-17) and a Vikings team captain each season since 2018.
- Won Pepsi NFL Rookie of the Week in his first career start at Cleveland (12/16/12).

2022 - Minnesota Vikings

- Started his fifth consecutive Week 1 game for the Minnesota Vikings vs. Green Bay (9/11), the most for a Vikings QB since Daunte Culpepper started six straight openers from 2000-05. QB Fran Tarkenton holds the record for seven straight seasons starting the opening game from 1972-78.
- vs. Detroit (9/25), threw a TD in his 33rd consecutive game, the longest active streak in the NFL with at least one touchdown pass in game - Chargers QB Justin Herbert is second with 24. His 33-game streak ranks ninth all-time, trailing Drew Brees's NFL record of 54 consecutive games with a touchdown pass.

2021 - Minnesota Vikings

- Finished fourth in the NFL with a 103.1 passer rating and earned his third career Pro Bowl trip.
- Threw 33 TD passes, the second most of his career, trailing only 2020's total of 35.
- Trilled only Packers QB and 2021 NFL MVP Aaron Rodgers for the best pass TD/INT ratio.
- Placed on Reserve/COVID-19 on 12/31.
- Led his third game-winning drive and recorded his fourth game with at least three passing TDs and 0 INTs vs. Green Bay (11/21).
- Had back-to-back games leading winning drives vs. Detroit (10/10) and at Carolina (10/17), his 18th and 19th career game-winning drives (including playoffs).

- Threw his first interception in 224 pass attempts in Week 4 vs. Cleveland (10/3), breaking his own team record for consecutive pass attempts without an INT.
- In Week 3 vs. Seattle (9/26), led the Vikings to their first win vs. Seattle in the last eight contests with 323 passing yards, 3 passing TDs and 0 INTs on 30-of-38 passing (128.4 passer rating).
- Threw for three TDs, all in the first half, 244 passing yards and recorded a career-long 29-yard run at Arizona (9/19). Started his fourth straight opener for the Vikings, the first QB to do so with the team since Daunte Culpepper from 2002-05.
- Had his third career game with at least 350 passing yards with two or more TDs and 0 INTs while with the Vikings during Week 1 at Cincinnati (9/12).
- His 36 completions at Cincinnati are tied for his second-most as a member of the Vikings - 40 vs. Buffalo (9/23/18), 36 at Los Angeles Rams (9/27/18).

2020 - Minnesota Vikings

- Earned a pair of NFC Offensive Player of the Week awards, vs. Carolina (11/29) and at Detroit (1/3), his first time with the honors as a Viking.
- Posted 105.0 passer rating, the second-best of his career behind 107.4 in 2019, and the only time in Vikings history a QB had consecutive 100+ passer rating seasons.
- Started all 16 games and threw every pass for the club.
- Ranks second in team history with 35 TD passes in a season and set a franchise-record eight games of three-plus passing TDs.
- Vikings offense scored 55 TDs, the second-best mark in team history behind the 1998 team (58).
- Helped rookie WR Justin Jefferson set Vikings rookie record for catches (88) and receiving yards (1,400); the yardage mark is the highest in the NFL by a rookie since the merger and he had seven games of 100+ yards, matching a post-merger NFL record.
- Vikings were No. 4 in total offense in 2020, a 12-spot jump from 2019 and the highest rank by the Vikings since 2004.
- In his 100th career game, went 11 of 14 for 160 yards and a TD in upset win at Green Bay (11/1), 28-22.
- Completed 25 of 36 passes for 292 yards and two TDs at Chicago (11/16) to earn his first career *MNF* win. Became the fifth QB in the NFL since 1970 to complete 2,250 or more passes in 102 career games or fewer (according to Sportradar).
- Led his 16th regular-season comeback win vs. Carolina (11/29) as he went 34 of 45 for 307 yards, three TDs and a 115.7 rating, throwing the winning TD in to Chad Beebe with 46 seconds left in the game. Earned first NFC Offensive Player of the Week honors for the first time as a Viking.
- With three TD performance vs. Jacksonville (12/6), Cousins tied as the second-fastest QB in team history to throw 25+ TDs in a season, doing so in 12 games.
- Ran for career-high 41 yards vs. Tampa Bay (12/13).
- Earned NFC Offensive Player of the Week honors at Detroit (1/3) as he went 28 of 40 for 405 yards, three TDs, 0 INTs and a 127.6 passer rating with a rushing TD.

2019 - Minnesota Vikings

- Started 15 games in 2019, completing 307 of 444 (69.1%) passes for 3,603 yards, 26 TDs and a career-low six INTs. His 107.4 passer rating in 2019 marked a personal best and established the second-best single season mark in Vikings history.
- Named to his second career Pro Bowl following the 2019 season.
- Went eight of 10 for 98 yards and one TD, good for a 140.8 passer rating vs. Atlanta (9/8). Also added six rushes for four yards and one TD, the 15th rushing TD of his career.
- Made his 75th career start at Green Bay (9/15).
- Was 22 of 27 for 306 yards and two TDs at the NY Giants (10/6).
- Vs. Philadelphia (10/13), tied his career high for single game passing TDs with four. Became the first Vikings QB since Brett Favre (vs. Baltimore, 10/18/09) to throw two passes of 50+ yards in the same game by throwing a 62-yard TD pass and a 51-yard TD pass, both to Stefon Diggs. Also became the first Viking in franchise history to have consecutive games with 300+ passing yards and a passer rating of 138.4 or higher.
- Went 24 of 34 for 337 yards and four TDs with zero INTs and a season-high 141.4 passer rating at Detroit (10/20), becoming the first QB in NFL history to have at least 300 passing yards and a passer rating of 130.0 or higher in three consecutive games. Also became the first Vikings QB to have consecutive games with four passing TDs and 300+ passing yards since Daunte Culpepper did so in Weeks 5-6 of the 2004 season.
- In his first game against the team that drafted him, went 23 of 26 for 285 yards and a 112.3 passer rating vs. Washington (10/24). His 88.5 completion percentage set a new single-game franchise record.
- Awarded NFC Offensive Player of the Month for October.
- Threw three passing TDs at Kansas City (11/3), marking 45 total TDs thrown as a Viking and moving past Brett Favre (44) for eighth most in franchise history.
- Went 23 of 32 for 220 yards, two TDs and a passer rating of 111.5 on *Sunday Night Football* at Dallas (11/10), marking his fourth consecutive game without a turnover.
- Led Minnesota back from a 20-0 halftime deficit vs. Denver (11/17) to win 27-23, tying the franchise's fourth-largest comeback. Also completed his 2,000th career pass, becoming the third-fastest player in NFL history to hit the mark (89 games).
- Threw a 58-yard TD pass to Laquon Treadwell at Seattle (12/2), his fifth TD pass of 40+ yards of the season. Snapped a streak of 201 consecutive pass attempts without an INT dating back to Week 5 vs. Philadelphia.
- Completed passes to eleven different players vs. Detroit (12/8), including C Garrett Bradbury on a tipped pass.
- Did not see game action vs. Chicago (12/29), breaking a 79-game start streak.
- Earned his first career postseason victory in the overtime Wild Card win over New Orleans (1/5/20), becoming the eighth QB in franchise history to win his first start in the playoffs. Finished the game 19 of 31 for 242 yards, one TD and a 96.4 passer rating.
- Finished 21 of 29 for 172 yards, one TD and one INT in the Divisional game at San Francisco (1/11/20).

2018 - Minnesota Vikings

- Started all 16 games and played every offensive snap in his debut season with the Vikings, completing 425 of 606 passes for 4,298 yards, 30 passing TDs, and 10 INTs.
- His 425 completions on the year set a new Vikings record. His 70.1% completion rate was the second-highest mark in the NFL in 2018, second-highest mark in franchise history and the 10th-highest mark in NFL history.

- Became the first QB in NFL history to throw for at least 4,000 yards, 30 TDs, a 70.0% completion rate and 10 or fewer INTs in a single season.
- Made his first start as a Minnesota Viking against San Francisco (9/9), completing 20-of-36 passes for 244 yards and two TDs while adding 26 yards on the ground. Threw his 100th career TD and first as a Viking, a 22-yard pass down the left sideline to WR Stefon Diggs in the 2nd quarter.
- Completed 35 of 48 passes for 425 yards and four TDs and one INT at Green Bay (9/16), earning a 118.8 passer rating. Capped an 8-play, 75-yard, 4th-quarter TD drive with a 2-point conversion throw to Stefon Diggs, forcing overtime and completing a 2nd-half comeback against the Packers.
- Finished 30-for-37 for 301 yards and one TD (109.6 passer RT) at Philadelphia (10/7) to become the first player in NFL history to complete 30+ passes in four consecutive games. Cousins' 161 completions through five games set a new franchise record.
- Turned in his best game of the season vs. Green Bay (11/25), completing 29-of-38 passes for 342 yards and three TDs for a 129.5 passer rating. Cousins' 3,289 passing yards through Week 12 set a Vikings record for most passing yards through the first 11 games of a season.
- Went 21-for-28 for 253 yards and three TDs at Detroit (12/23), becoming the fourth Vikings QB to throw for 4,000 yards in a single-season and tying his career high of 29 TDs in a season.

2017 - Washington

- Started all 16 games, completing 347 of 540 passes (64.3 percent) for 4,093 yards with 27 TDs and 13 INTs for a passer rating of 93.9.
- Had every pass attempt for Washington, becoming the first player in the team's 86-season history to record every passing attempt for Washington in a season.
- Led Washington in rushing TDs (4) for the second time in his career (5 in 2015), becoming the first Washington QB to lead the team in rushing TDs in multiple seasons since Norm Snead tied for the team lead in 1961 and 1962.
- Became the first player in league history to record at least 4,000 passing yards and four rushing TDs in three consecutive seasons.
- Threw for 240 passing yards vs. Philadelphia (9/10), moving past Billy Kilmer (12,352) for the fifth-most career passing yards in Washington history with the performance. Also matched his career high with 30 rushing yards on four carries.
- Engineered a 10-play, 70-yard TD drive at LA Rams (9/17) that culminated in an 11-yard TD pass for the game-winning score.
- Earned fourth career NFC Offensive Player of the Week honors after completing 25-of-30 passes for 365 yards with three TDs vs. Oakland (9/24).
- Set career high in rushing attempts (7) at Kansas City (10/2).
- Notched a 7-yard TD run vs. San Francisco (10/15) that tied him with Sonny Jurgensen (10) for the second-most career rushing TDs by a Washington QB.
- Trailing 14-10 with 1:34 remaining at Seattle (11/5) helped engineer a 4-play, 70-yard, game-winning TD drive, that featured back-to-back completions of 31 and 38 yards.
- Tied his career high with two rushing TDs vs. Minnesota (11/12), passing Sonny Jurgensen (10) for the second-most career rushing TDs by a Washington QB.
- Threw for 322 yards with three TDs for a passer rating of 132.6 at New Orleans (11/19) while starting his 42nd consecutive regular-season game with Washington, passing Mark Rypien (41 from 1990-93) for the second-longest streak by a Washington QB since the 1970 AFL-NFL merger. On his 12th completion at New Orleans, he also surpassed Rypien (1,244) for the fourth-most career completions in team history.
- Became the first QB in Washington history to record three consecutive 20-TD seasons after throwing for 251 yards with two TDs, pushing his total to 21 on the season, at Dallas (11/30).
- Threw a TD pass on his first pass attempt of the day vs. Arizona (12/17), doing so on his first individual passing attempt of a game for the second time in his career and first since Sept. 14, 2014 vs. Jacksonville after entering the game in relief.
- With his first of three TD passes of the game vs. Denver (12/24), his 25th of the season, he became the first quarterback in team history to record three 25-TD seasons and also passed Mark Rypien (15,928) for the fourth-most career passing yards in Washington history during the contest.

2016 - Washington

- Finished the year with single-season team records in attempts (606), completions (406) and passing yards (4,917) and matched his team record for 300-yard passing games (seven).
- His 4,917 passing yards ranked third in the NFL and were the 15th-most in a season in NFL history.
- At 307.3 yards per game, he became the first QB in team history to average 300 passing yards per game in a season.
- Earned NFC Offensive Player of the Month honors for November, posting an NFL-high 362.0 yards per game with an 8:0 TD-to-INT ratio in three games. The honor was the second of his career, joining LB Wilber Marshall as the only players in team history to win multiple Player of the Month awards.
- With an INT on his 21st pass attempt vs. Pittsburgh (9/12), snapped a streak of 252 consecutive regular-season pass attempts at FedEx Field without an INT, dating back to Week 1 of the 2015 season. The streak – which extended to 298 consecutive attempts when including postseason play – was the longest streak of consecutive home pass attempts without an INT in team history. It also ended the streak of consecutive games with a TD pass at 17, including postseason play, the second-longest in team history (23, Sonny Jurgensen).
- Completed 28-of-46 passes vs. Dallas (9/18), snapping a streak of nine consecutive regular-season games with a completion percentage of 65.0% or better, dating back to 2015, tied for the second-longest in the NFL since 1960, trailing only Joe Montana (10 in 1989).
- Completed 38-of-56 passes for 458 yards with two TDs and one INT in a tie against Cincinnati (10/30) in London. His 38 completions set a then team record, surpassing the previous mark of 33 set by Cousins (vs. Tampa Bay, 10/25/15) and Jason Campbell (at Dallas, 11/18/07). His career-high 458 passing yards were the second-most in a single game in team history, trailing only Brad Johnson's 471-yard performance at San Francisco (12/26/99).
- Completed 21 of 30 passes for 375 yards and tied his season high with three TD passes in a win vs. Green Bay (11/20), earning NFC Offensive Player of the Week and FedEx Air Player of the Week honors.
- Completed 41-of-53 passes for 449 yards with three TDs on Thanksgiving Day at Dallas (11/24), breaking his own single-game team record with the 41 completions and also tying Mark Brunell's team record for most pass attempts in a game without an INT. Also claimed sole possession of the most career 400-yard passing games in team history with his third career 400-yard effort, passing Sonny Jurgensen and Mark Rypien (two each). The only player in team history to record multiple 400-yard passing games in a

season.

- Threw 36 consecutive pass attempts without an INT until his 37th and final attempt of the game at Arizona (12/4), snapping a streak of 187 consecutive pass attempts without an INT, dating back to Week 8 vs. Cincinnati in London, the second-longest streak in Commanders history.
- Eclipsed 4,000 yards on the season with 234 passing yards at Philadelphia (12/11), becoming the 1st player in team history with multiple 4,000-yard passing seasons (2015 and 2016).
- Set career highs in rushing yards (30) and rushing TDs (2) in a win at Chicago (12/24). Also threw a TD pass in his 18th consecutive road game, tying Joe Theismann for the longest streak of road games with a passing TD (18 from 1982-85). Became the second quarterback in NFL history to record 4,000 passing yards and four rushing TDs in consecutive seasons (Aaron Rodgers, 2008-09).

2015 - Washington

- Started all 16 games and one postseason game after being named the starter in late August.
- Set single-season team records (which he would surpass or match in 2016) for attempts (543), completions (379), passing yards (4,166) and 300-yard passing games (7).
- Shared PFWA Co-Most Improved Player honors with Panthers CB Josh Norman
- Twice earned NFC Offensive Player of the Week honors (Weeks 7 and 10) and was named NFC Offensive Player of the Month in December.
- His 29 passing TDs on the season tied Joe Theismann (29 in 1983) for the second-most in a season in team history.
- Became the first player in team history to throw a TD in all 16 games in a season since the adoption of the 16-game schedule in 1978 and was one of only two NFL QBs to throw a TD pass in all 16 regular-season games in 2015 (Russell Wilson).
- Became the first Washington QB to lead the NFL in completion percentage since Sonny Jurgensen in 1970.
- Completed 74.7% of pass attempts in home games, the highest home completion % in a season in NFL history, surpassing Jim Harbaugh's 74.3% with the Colts in 1997.
- Recorded 31 completions on 46 attempts for 290 yards with one TD vs. Philadelphia (10/4) in addition to scoring his first career rushing TD while engineering a 15-play, 90-yard drive culminating with a 4-yard TD pass to Pierre Garçon to complete his first fourth-quarter comeback victory as a starter.
- Completed 21-of-32 passes for 219 yards with one TD and one INT at Atlanta (10/11), forcing OT with a 4-play, 46-yard drive in 24 seconds to set up a game-tying FG.
- According to the Elias Sports Bureau, became the first player to throw game-winning TDs in the final 30 seconds of game twice in a month since Drew Bledsoe in December 2005.
- Completed 33 of 40 passes for 317 yards and three TDs and also rushed three times for 15 yards with one TD in the largest comeback win (24 points) in team history vs. Tampa Bay (10/25). Earned NFC Offensive Player of the Week honors for his performance, as his career-high 33 completions tied Jason Campbell's franchise record at Dallas (11/18/07). Also became the first Commanders QB to record at least three passing TDs and at least one rushing TD in a single game since Trent Green vs. Arizona (11/22/98).
- Completed 20 of 25 passes for 324 yards with a career-high four TDs for a perfect passer rating of 158.3 in a 47-14 rout vs. New Orleans (11/15). Earned NFC Offensive Player of the Week honors, as his perfect passer rating was the Redskins first among QBs with at least 20 completions in records available dating back to 1950. Also became the first Redskins QB to pass for 300+ yards and post a rating of at least 150.0 in a game since Pro Football Hall of Famer Sammy Baugh (10/31/48).
- Tied his career high with four passing TDs and added a 13-yard rushing TD in a win vs. Buffalo (12/20), his sixth consecutive game with a passer rating of 100.0 or better, the longest streak by a Washington QB in records available back to 1960. NFC Offensive Player of the Month for December.
- Finished regular season with 232 straight pass attempts at home without an INT dating back to Week 1, the longest home streak in team history according to the Elias Sports Bureau.
- Completed 31-of-46 passes for 365 yards with four TDs for 120.3 in a division-clinching win at Philadelphia (12/26).
- Completed 12-of-15 passes for 176 yards with three TDs for a passer rating of 155.1 in regular-season finale at Dallas (1/3/16) before exiting in the 2nd quarter and became the first player in team history to throw three TDs in the 1st quarter of a game.
- Completed 29-of-46 passes for 329 yards with one passing TD and one rushing TD in his first postseason start in NFC Wild Card Round vs. Green Bay (1/10/16). Became the first Washington QB to throw for a TD and run for a TD in a postseason game and tied Todd Collins' franchise record for completions in a postseason game (29, NFC Wild Card round at Seattle on Jan. 5, 2008).

2014 - Washington

- Appeared in six games with five starts and totaled 1,710 yards, 10 TDs and nine INTs on 126-of-204 passing.
- Entered in relief vs. Jacksonville (9/14) and completed 22-of-33 for 250 yards with two TDs and a 109.4 passer rating, completing his first 12 passes.
- Started at Philadelphia (9/21) and completed 30-of-48 passes for 427 yards with three TDs and a passer rating of 103.4, marking the first 400-yard passing day of his career and the first by a Washington QB since Donovan McNabb threw for 426 yards vs. Houston (9/19/10). Earned FedEx Air Player of the Week honors for his performance at Philadelphia.

2013 - Washington

- Appeared in five games, starting the final three of the season. Compiled 854 yards, four TDs and seven INTs on 81-for-155 passing on the season.
- Started at Atlanta (12/15), completing 29 of 45 passes for 381 yards and three TDs, all career highs at the time. Became the first Washington QB in the Super Bowl era to throw for 300 yards in each of his opening two career starts, according to Elias.

2012 - Washington

- Played in three regular-season games with one start and saw his first postseason action.
- Saw his first career game action vs. Atlanta (10/7), entering in relief of the injured Griffin III in the 3rd quarter and completing 5-of-9 passes for 111 yards with one TD and two INTs, throwing the first TD pass of his career by finding Santana Moss for a 77-yard TD.
- Led the first 4th-quarter comeback of his career, replacing Griffin III in the final two minutes of a win vs. Baltimore (12/9), leading an eight-point 4th-quarter comeback by connecting with Pierre Garçon for an 11-yard TD and then converted the game-tying 2-point conversion on a QB draw, marking the first time in team history that Washington had scored a 2-point conversion to send a game to overtime.

- Made his first career start in a win at Cleveland (12/16), completing 26-of-37 passes for 329 yards with two TDs, giving him his first 300-yard passing performance; won Pepsi NFL Rookie of the Week.
- Completed 3 of 10 passes for 31 yards in relief of an injured Robert Griffin III in the NFC Wild Card round vs. SEA (1/6/13).

College - Michigan State

- Appeared in 45 games, starting 39 of final 40, completing 723 of 1,128 passes (64.1%) for 9,131 yards, 66 TDs and 30 INTs.
- Gained 9,004 yards on 1,239 plays, an average of 7.3 yards per snap and 200.1 yards per game.
- Graduated as MSU record-holder with 66 career TD passes, topping the previous mark of 61 by Jeff Smoker (2000-03).
- Exited Michigan State ranking 10th on the Big Ten Conference all-time TD passes list (66).
- His 25 TD passes in 2011 broke the old school season record of 22 by Drew Stanton in 2005.
- Set school record for career pass completions (723).
- His 34 completions vs. Notre Dame in 2011 were one shy of Smoker's single-game record (35 vs. Ohio State in 2003).
- One of seven players in school history to complete at least 60% of his passes for MSU, as his pass completion percentage of 64.1 was second in school history and tied for seventh in Big Ten history.
- Established an MSU career-record with a 146.1 pass efficiency rating, topping the old mark of 142.3 by Gene Glick (1946-49).
- Broke school record with 9,004 yards of career total offense.
- Was only the second player in Spartans history to be named team captain as a sophomore and the first since 1949.
- Set the school record with 26 games throwing for 200+ yards.
- As of 2011, was one of only 16 players in MSU history to earn Academic All-Big Ten Conference honors in all four seasons.

Prep - Holland Christian

- Attended Holland Christian H.S., where he lettered in football, baseball and basketball.
- Earned All-Ottawa-Kent Conference honors as a QB for the football team, as a pitcher for the baseball squad and as a shooting guard for the basketball team.
- Was a 3-star prospect by Rivals.com.
- Finished prep career completing 198-of-366 passes for 3,204 yards, 40 TDs and 18 INTs in 16 games.
- In 2006, earned All-State and Academic All-State Honorable Mention by Michigan High School Football Coaches Association, as he went on to set 35 school game, season and career records en route to garnering Area Player of the Year accolades.
- That season, he completed 130 of 231 passes (56.3%) for 2,088 yards, 28 TDs and 10 INTs as a senior, leading the Maroons to the playoffs for the first time in school history.

COUSINS' REGULAR SEASON STATISTICS													
Year	GP/GS	PASSING									RUSHING		
		Att	Comp	Pct	Yds	TD	INT	Lg	Sk/Yds	Rtg	Rush	Yds	TD
2012 (Was)	3/1	48	33	68.8%	466	4	3	77t	3/27	101.6	3	22	0
2013 (Was)	5/3	155	81	52.3%	854	4	7	62	5/32	58.4	4	14	0
2014 (Was)	6/5	204	126	61.8%	1,710	10	9	81t	8/70	86.4	7	20	0
2015 (Was)	16/16	543	379	69.8%	4,166	29	11	78t	26/186	101.6	26	48	5
2016 (Was)	16/16	606	406	67.0%	4,917	25	12	80t	23/190	97.2	34	96	4
2017 (Was)	16/16	540	347	64.3%	4,093	27	13	74	41/342	93.9	49	179	4
2018 (Min)	16/16	606	425	70.1%	4,298	30	10	75t	40/262	99.7	44	123	1
2019 (Min)	15/15	444	307	69.1%	3,603	26	6	66	28/206	107.4	31	63	1
2020 (Min)	16/16	516	349	67.6%	4,265	35	13	71t	39/256	105.0	32	156	1
2021 (Min)	16/16	561	372	66.3%	4,221	33	7	64t	28/197	103.1	29	115	1
2022 (Min)	3/3	119	74	62.2%	758	5	3	64	4/37	83.9	3	19	0
Total	128/123	4,342	2,899	66.8%	33,351	228	94	81t	245/1805	98.2	262	855	17
Record as Starter: 61-60-2 (1-0 in '12, 0-3 in '13, 1-4 in 2014, 9-7 in '15, 8-7-1 in '16, 7-9 in '17, 8-7-1 in '18, 10-5 in '19, 7-9 in '20, 8-8 in '21, 2-1 in '21)													

COUSINS' POSTSEASON STATISTICS													
Year	GP/GS	PASSING									RUSHING		
		Att	Comp	Pct	Yds	TD	INT	Lg	Sk/Yds	Rtg	Rush	Yds	TD
2012 (Was)	1/0	3	10	30.0%	31	0	0	15	0/0	40.0	1	0	0
2015 (Was)	1/1	29	46	63.0%	329	1	0	38	6/59	91.7	2	2	1
2019 (Min)	2/2	60	40	66.7%	414	2	1	43	8/56	90.5	2	-1	0
Playoffs	4/3	116	72	62.1%	774	3	1	43	14/115	86.6	5	1	1

SINGLE-GAME CAREER HIGHS (* - playoffs)													
Attempts	56	at Cincinnati, 10/30/16											
Completions	41	at Dallas, 12/24/16											
Passing Yards	458	at Cincinnati, 10/30/16											
Passing TDs	4	6x, last at Detroit, 10/20/19											
Interceptions	4	vs. New York Giants, 9/25/14											
Passer Rtg. (min. 20)	158.3	vs. New Orleans, 11/15/15											
Completion Pct.	85.5	vs. Washington, 10/24/19											
Long Pass	81t	at Philadelphia, 9/21/14											
2-Pt. Conversions	1	4x, last vs CAR, 11/29/20 (pass)											
Rushes	7	at Kansas City, 10/2/17											
Rush Yards	41	at Tampa Bay, 12/13/20											
Rushing TDs	2	2x, last vs. Minnesota, 11/12/17											
Long Rush	29	at Arizona Cardinals, 9/20/21											

COUSINS' GAME-BY-GAME														
2012	WAS	PASSING							RUSHING					
		Att.	Comp.	Yds.	Pct.	TD.	INT.	Lg.	Sk/Yds.	Rating	Rush	Yds	TD	Score
9/9	@ NO													
9/16	@ STL													
9/23	CIN													
9/30	@ TB													
10/7	ATL	9	5	111	55.5%	1	2	77t	1/6	97.2	0	0	0	
10/14	MIN													
10/21	@ NYG													
10/28	@ PIT													
11/4	CAR													
11/18	PHI													
11/22	@ DAL													
12/3	NYG													
12/9	BAL	2	2	26	100.0%	1	0	15	0/0	158.3	0	0	0	
12/16	@ CLE*	37	26	329	70.3%	2	1	54t	2/21	104.4	3	22	0	W 38-21
12/23	@ PHI	DID NOT PLAY												
12/30	DAL	DID NOT PLAY												
GP/GS: 3/1		48	33	466	68.8%	4	3	77t	3/27	101.6	3	22	0	
2012 PLAYOFFS		PASSING							RUSHING					
		Att.	Comp.	Yds.	Pct.	TD.	INT.	Lg.	Sk/Yds.	Rating	Rush	Yds	TD	Score
1/6/13	SEA	10	3	31	30.0%	0	0	15	0/0	40.0	1	0	0	
GP/GS: 1/0		10	3	31	30.0%	0	0	15	0/0	40.0	1	0	0	
2013	WAS	PASSING							RUSHING					
		Att.	Comp.	Yds.	Pct.	TD.	INT.	Lg.	Sk/Yds.	Rating	Rush	Yds	TD	Score
9/9	PHI													
9/15	@ GB													
9/22	DET													
9/29	@ OAK													
10/13	@ DAL													
10/20	CHI													
10/27	@ DEN	9	5	48	55.6%	0	2	17	0/0	31.0	1	1	0	
11/3	SD													
11/7	@ MIN													
11/17	@ PHI													
11/25	SF													
12/1	NYG													
12/8	KC	16	7	59	43.8%	0	0	15	1/15	53.9	0	0	0	
12/15	@ ATL*	45	29	381	64.4%	3	2	62	1/8	94.8	0	0	0	L 26-27
12/22	DAL*	36	21	197	58.3%	1	1	28	0/0	71.2	2	10	0	L 23-24
12/29	@ NYG*	49	19	169	38.8%	0	2	21	3/9	31.8	1	3	0	L 6-20
GP/GS: 5/3		155	81	854	52.3%	4	7	62	5/32	58.4	4	14	0	
2014	WAS	PASSING							RUSHING					
		Att.	Comp.	Yds.	Pct.	TD.	INT.	Lg.	Sk/Yds.	Rating	Rush	Yds	TD	Score
9/7	@ HOU													
9/14	JAX	33	22	250	66.7%	2	0	31	2/21	109.4	1	-1	0	
9/21	@ PHI	48	30	427	62.5%	3	1	81t	0/0	103.4	3	5	0	L 34-27
9/25	NYG	33	19	257	57.6%	1	4	36	2/14	53.0	1	12	0	L 14-45
10/6	SEA	36	21	283	58.3%	2	0	60t	1/8	102.0	2	4	0	L 17-27
10/12	@ ARI	38	24	354	63.2%	2	3	64t	2/19	78.2	0	0	0	L 20-30
10/19	TEN	16	10	139	62.5%	0	1	50	1/8	64.3	0	0	0	W 19-17
10/27	@ DAL													
11/2	@ MIN													
11/16	TB													
11/23	@ SF													
11/30	@ IND													
12/7	STL													
12/14	@ NYG													
12/20	PHI													
12/28	DAL													
GP/GS: 6/5		204	126	1,710	61.8%	10	9	81t	8/70	86.4	7	20	0	

2015	WAS	PASSING										RUSHING				
		Att.	Comp.	Yds.	Pct.	TD.	INT.	Lg.	Sk/Yds.	Rating	Rush	Yds	TD	Score		
9/13	MIA*	31	21	196	67.7%	1	2	25	1/8	68.8	2	-1	0	L 10-17		
9/20	STL*	27	23	203	85.2%	1	0	35	2/12	110.3	0	0	0	W 24-10		
9/24	@ NYG*	49	30	316	61.2%	1	2	26	1/11	69.8	0	0	0	L 21-32		
10/4	PHI*	46	31	290	67.4%	1	0	43	1/0	91.8	1	1	1	W 23-20		
10/11	@ ATL*	32	21	219	65.6%	1	2	26	1/0	69.7	1	1	0	L 19-25		
10/18	@ NYJ*	43	25	196	58.1%	1	2	20	1/5	57.9	1	1	0	L 20-34		
10/25	TB*	40	33	317	82.5%	3	0	38	1/12	124.7	3	15	1	W 31-30		
11/8	@ NE*	40	22	217	55.0%	1	1	36	1/4	68.4	0	0	0	L 10-27		
11/15	NO*	25	20	324	80.0%	4	0	78	3/23	158.3	0	0	0	W 47-14		
11/22	@ CAR*	30	22	207	73.3%	1	1	56	5/35	89.2	1	4	0	L 16-44		
11/29	NYG*	29	20	302	69.0%	1	0	63	0/0	114.4	4	1	1	W 20-14		
12/7	DAL*	31	22	219	71.0%	1	0	28	3/26	101.4	1	6	0	L 16-19		
12/13	@ CHI*	31	24	300	77.4%	1	1	32	3/25	104.2	4	13	1	W 24-14		
12/20	BUF*	28	22	319	78.6%	4	0	77	1/11	153.7	3	11	1	W 35-15		
12/26	@ PHI*	38	24	365	67.4%	4	0	28	2/14	120.3	5	-4	0	W 38-24		
1/3/16	@ DAL*	15	12	176	80.0%	3	0	44	0/0	155.1	0	0	0	W 34-23		
GP/GS: 16/16		543	379	4,166	69.8%	29	11	78	26/186	101.6	26	48	5			

2015 PLAYOFFS		PASSING									RUSHING				
		Att.	Comp.	Yds.	Pct.	TD.	INT.	Lg.	Sk/Yds.	Rating	Rush	Yds	TD	Score	
1/10/16	GB*	46	29	329	63.0%	1	0	38	6/59	91.7	2	2	1	L 18-35	
GP/GS:	1/0	46	29	329	63.0%	1	0	38	6/59	91.7	2	2	1	L 18-35	

2016	WAS	Att.	Comp.	Yds.	Pct.	TD.	INT.	Lg.	Sk/Yds.	Rating	Rush	Yds	TD	Score
9/12	PIT*	43	30	329	69.8%	0	2	33	0/0	72.7	1	8	0	L 16-38
9/18	DAL*	46	28	364	60.9%	1	1	57	2/14	84.0	2	20	0	L 23-27
9/25	@ NYG*	35	21	296	60.0%	2	0	55	2/14	106.4	3	-5	0	W 29-27
10/2	CLE*	27	21	183	77.8%	3	1	26	3/27	116.5	0	0	0	W 31-20
10/9	@ BAL*	41	29	260	70.7%	1	1	27	1/10	85.4	1	-1	0	W 16-10
10/16	PHI*	34	18	263	52.9%	2	1	37	0/0	85.8	2	8	0	W 27-20
10/23	@ DET*	39	30	301	76.9%	1	0	27	2/18	106.9	3	15	1	L 17-20
10/30	@ CIN*	56	38	458	67.9%	2	1	44	1/12	97.2	3	-1	0	T 27-27
11/13	MIN*	33	22	262	66.7%	2	0	38	1/2	110.9	1	-1	0	W 26-20
11/20	GB*	30	21	375	70.0%	3	0	70	2/11	145.8	4	4	0	W 42-24
11/24	@ DAL*	53	41	449	77.4%	3	0	67	0/0	120.7	1	2	0	L 26-31
12/4	@ ARI*	37	21	271	56.8%	1	1	59	2/25	77.6	2	0	1	L 23-31
12/11	@ PHI*	21	14	234	66.7%	2	1	80	2/7	116.0	4	6	0	W 27-22
12/19	CAR*	47	32	315	68.1%	0	1	23	1/9	77.9	2	11	0	L 15-26
12/24	@ CHI*	29	18	270	62.1%	1	0	57	0/0	104.1	5	30	2	W 41-21
1/1/17	NYG*	35	22	287	62.9%	1	2	49	4/41	743	0	0	0	L 10-19
GP/GS: 16/16		606	406	4,917	67.0%	25	12	80	23/190	97.2	34	96	4	

2017	WAS	Att.	Comp.	Yds.	Pct.	TD.	INT.	Lg.	Sk/Yds.	Rating	Rush	Yds	TD	Score
9/10	PHI*	40	23	240	57.5%	1	1	34	4/40	72.9	4	30	0	L 17-30
9/17	@ LAR*	27	18	179	66.7%	1	0	12	2/23	97.6	3	7	0	W 27-20
9/24	OAK*	30	25	365	83.3%	3	0	74	1/9	150.7	1	2	0	W 27-10
10/2	@ KC*	24	14	220	58.3%	2	0	69	0/0	116.7	7	38	0	L 20-29
10/15	SF*	37	25	330	67.6%	2	1	51	1/5	102.3	4	26	1	W 26-24
10/23	@ PHI*	40	30	303	75.0%	3	1	32	4/34	110.7	3	18	0	L 24-34
10/29	DAL*	39	26	263	66.7%	1	1	41	4/27	83.6	1	0	0	L 19-33
11/5	@ SEA*	31	21	247	67.7%	0	0	38	6/54	91.7	3	4	0	W 17-14
11/12	MIN*	26	42	327	57.8%	1	1	36	1/14	78.7	4	5	2	L 30-38
11/19	@ NO*	32	22	322	68.8%	3	0	40	2/22	132.6	3	11	0	L 31-34
11/23	NYG*	31	19	242	61.3%	2	1	38	6/41	93.8	3	4	0	W 20-10
11/30	@ DAL*	37	26	251	70.3%	2	2	33	4/27	84.4	3	6	0	L 14-38
12/10	@ LAC*	27	15	151	55.6%	1	1	28	2/15	68.6	2	8	0	L 13-30
12/17	ARI*	26	18	196	69.2%	2	0	36	1/9	116.8	2	0	0	W 20-15
12/24	DEN*	37	19	299	51.4%	3	1	48	0/0	94.3	5	8	0	W 27-11
12/31	@ NYG*	37	20	158	54.1%	0	3	20	3/22	31.1	1	12	1	L 10-18
GP/GS: 16/16		540	347	4,093	64.3%	27	13	74	41/342	93.9	49	179	4	

2018	MIN	Att.	Comp.	Yds.	Pct.	PASSING			Lg.	Sk/Yds.	Rating	RUSHING			
						TD.	INT.					Rush	Yds	TD	Score
9/9	SF*	36	20	244	55.6%	2	0		34	3/17	95.1	4	26	0	W 24-16
9/16	@ GB*	48	35	425	72.9%	4	1		75t	2/13	118.8	2	5	0	T 29-29
9/27	BUF*	55	40	295	72.7%	1	1		19	4/18	83.6	2	2	0	L 6-27
10/7	@ LAR*	50	32	422	72.0%	3	0		45t	4/30	117.2	4	28	0	L 31-38
10/14	@ PHI*	37	30	301	81.1%	1	0		68	1/3	109.6	5	1	0	W 23-21
10/21	ARI*	34	24	233	70.6%	1	1		17	4/17	87.0	4	14	1	W 27-17
10/28	@ NYJ*	40	25	241	62.5%	2	0		34	1/13	95.9	2	-1	0	W 37-17
11/4	NO*	41	31	359	75.6%	2	1		31	4/21	107.7	2	3	0	L 30-20
11/11	DET*	22	18	164	81.8%	1	1		24	1/9	93.9	2	3	0	W 24-9
11/18	@ CHI*	46	30	262	65.2%	2	2		25	2/16	76.5	1	5	0	L 20-25
11/25	GB*	38	29	342	76.3%	3	0		33	2/17	129.5	6	17	0	W 24-17
12/2	@ NE*	44	32	201	72.7%	1	2		24	2/18	70.4	0	0	0	L 24-10
12/10	@ SEA*	33	20	208	60.6%	1	0		48	2/9	89.0	3	5	0	L 21-7
12/16	MIA*	21	14	215	66.6%	2	1		40t	2/17	112.2	5	7	0	W 41-17
12/23	@ DET*	28	21	253	75.0%	3	0		44t	2/13	137.9	1	1	0	W 27-9
12/30	CHI*	33	20	132	60.6%	1	0		18	4/31	79.4	1	7	0	L 10-24
GP/GS: 16/16		606	425	4,298	70.1%	30	10		75t	40/262	99.7	44	123	1	

2019	MIN	Att.	Comp.	Yds.	Pct.	TD.	INT.	Lg.	Sk/Yds.	Rating	Rush	Yds	TD	Score
9/8	ATL*	10	8	98	80.0%	1	0	31	1/1	140.8	6	4	1	W 28-12
9/15	@ GB*	32	14	230	42.8%	1	2	61	1/7	52.9	2	17	0	L 16-21
9/22	OAK*	21	15	174	71.4%	1	0	35	0/0	112.0	4	16	0	W 34-14
9/29	@ CHI*	36	27	233	75.0%	0	0	39	6/51	91.6	0	0	0	L 6-16
10/6	@ NYG*	27	22	306	81.5%	2	0	44	3/27	138.6	3	3	0	W 28-10
10/13	PHI*	29	22	333	75.9%	4	1	62t	1/8	138.4	2	0	0	W 38-20
10/20	@ DET*	34	24	338	70.6%	4	0	66	0/0	141.4	4	-3	0	W 42-30
10/24	WAS*	26	23	285	88.5%	0	0	39	3/12	112.3	2	2	0	W 19-9
11/3	@ KC*	38	19	220	50.0%	3	0	32	1/8	94.2	1	5	0	L 23-26
11/10	@ DAL*	32	23	220	71.9%	2	0	30	1/9	111.5	1	5	0	W 28-24
11/17	DEN*	35	29	319	82.9%	3	0	54t	5/35	133.2	2	1	0	W 27-23
12/2	@ SEA*	38	22	276	57.9%	2	1	58t	0/0	87.2	0	0	0	L 30-37
12/8	DET*	30	24	242	80.0%	1	0	44	1/8	111.4	1	-1	0	W 20-7
12/15	@ LAC*	25	19	207	76.0%	1	1	46	0/0	96.6	3	14	0	W 39-10
12/23	GB*	31	16	122	51.6%	1	1	28	5/40	58.8	0	0	0	L 10-23
12/29	CHI	DID NOT PLAY												
GP/GS: 15/15		444	307	3,603	69.1%	26	6	66	28/206	107.4	31	63	1	

2019 PLAYOFFS		Att.	Comp.	Yds.	Pct.	TD.	INT.	Lg.	Sk/Yds.	Rating	Rush	Yds	TD	Score
1/5/20	@ NO*	31	19	242	61.3%	1	0	43	2/10	96.4	2	-1	0	W 26-20
1/11/20	@ SF*	29	21	172	72.4%	1	1	41	6/46	84.3	0	0	0	L 10-27
GP/GS: 2/2		60	40	414	66.7%	2	1	43	8/56	90.5	2	-1	0	

2020	MIN	Att.	Comp.	Yds.	Pct.	TD.	INT.	Lg.	Sk/Yds.	Rating	Rush	Yds	TD	Score
9/13	GB*	25	19	259	76.0%	2	1	37	2/11	118.6	4	34	0	L 34-43
9/20	@ IND*	26	11	113	42.3%	0	3	24	3/18	15.9	0	0	0	L, 11-28
9/27	TEN*	27	16	251	59.3%	3	2	71t	2/13	96.4	2	14	0	L, 30-31
10/4	@ HOU*	22	16	260	72.7%	1	0	39	3/12	127.1	4	5	0	W, 31-23
10/11	@ SEA*	39	27	249	69.2%	2	1	25	3/1	92.8	1	2	0	L, 26-27
10/18	ATL*	36	24	343	66.7%	3	3	49t	1/10	90.4	0	0	0	L, 23-40
11/1	@ GB*	14	11	160	78.6%	1	0	50t	1/9	138.1	0	0	0	W, 28-22
11/8	DET*	20	13	220	65.0%	3	0	35	1/8	141.7	0	0	0	W, 34-20
11/16	@ CHI*	36	25	292	69.4%	2	1	54	1/6	100.7	1	-1	0	W, 19-13
11/22	DAL*	30	22	314	73.3%	3	0	51	2/9	140.1	1	4	0	L, 28-31
11/29	CAR*	45	34	307	75.6%	3	0	25	2/16	115.7	3	19	0	W, 28-27
12/6	JAX*	43	28	305	65.1%	3	1	40	4/30	99.5	3	12	0	W, 27-24
12/13	@ TB*	37	24	225	64.9%	1	0	25	6/52	90.5	5	41	0	L, 14-26
12/20	CHI*	35	24	271	68.6%	2	1	30	3/22	98.6	3	25	0	L, 27-33
12/25	@ NO*	41	27	291	65.9%	3	0	25	2/17	110.9	0	0	0	L, 33-52
1/3	@ DET*	40	28	405	70.0%	3	0	40t	3/22	127.6	5	1	1	W, 37-35
GP/GS: 16/16		516	349	4,265	67.6%	35	13	71t	39/256	105.0	32	156	1	

2021	MIN	Att.	Comp.	Yds.	Pct.	PASSING				RUSHING					
						TD.	INT.	Lg.	Sk/Yds.	Rating	Rush	Yds	TD	Score	
9/12	@ CIN*	49	36	351	73.5%	2	0	34	3/26	106.8	0	0	0	L, 27-24	
9/19	@ ARZ*	32	22	244	68.8%	3	0	64t	1/2	122.4	2	35	0	L, 34-33	
9/26	SEA*	38	30	323	78.9%	3	0	28	1/10	128.4	1	2	0	W, 30-17	
10/3	CLE*	38	20	203	52.6%	1	1	31	2/13	66.0	2	0	0	L, 14-7	
10/10	DET*	34	25	275	73.5%	1	1	37	2/11	94.6	1	4	0	W, 19-17	
10/17	@ CAR*	48	33	373	68.8%	3	0	40	0/0	112.6	2	16	0	W, 34-28	
10/31	DAL*	35	23	184	65.7%	1	0	32	1/7	88.3	3	18	0	L, 20-16	
11/7	@ BAL*	28	17	187	60.7%	2	0	50t	0/0	104.3	1	1	1	L, 34-31	
11/14	@ LAC*	37	25	294	67.6%	2	0	27	2/16	109.5	4	-3	0	W, 27-20	
11/21	GB*	35	24	341	68.6%	3	0	56	2/23	128.4	2	-4	0	W, 34-31	
11/28	@ SF*	32	20	238	62.5%	2	1	30	1/6	93.0	0	0	0	L, 34-26	
12/5	@ DET*	40	30	340	75.0%	2	0	48	3/14	116.7	2	6	0	L, 29-27	
12/9	PIT*	31	14	216	45.2%	2	2	62t	0/0	63.4	2	14	0	W, 36-28	
12/20	@ CHI*	24	12	87	50.0%	2	1	18	4/26	69.3	2	10	0	W, 17-9	
12/26	LAR*	38	27	315	71.1%	1	1	34	3/20	93.6	4	17	0	L, 30-23	
1/2/22	@ GB	RESERVE/COVID-19													
1/9/22	CHI*	14	22	250	63.6%	3	0	45	3/23	142.0	1	-1	0	W, 31-17	
GP/GS: 16/16		561	372	4,221	66.3	33	7	64t	28/197	103.1	29	115	1		

2022	MIN	Att.	Comp.	Yds.	Pct.	TD.	INT.	Lg.	Sk/Yds.	Rating	Rush	Yds	TD	Score
9/11	GB*	32	23	277	71.9	2	0	64	1/8	118.9	0	0	0	W, 23-7
9/19	@ PHI*	46	27	221	58.7	1	3	19	2/19	51.1	2	20	0	L, 24-7
9/25	DET*	41	24	260	58.5	2	0	28t	1/10	93.5	1	-1	0	W, 28-24
10/2	@ NOR													
10/9	CHI													
10/16	@ MIA													
10/30	ARI													
11/6	@ WAS													
11/13	@ BUF													
11/20	DAL													
11/24	NWE													
12/4	NYJ													
12/11	@ DET													
TBD	IND													
12/24	NYG													
1/1/23	@ GB													
TBD	@ CHI													
GP/GS: 3/3		119	74	758	62.2	5	3	64	4/37	83.9	3	19	0	

COUSINS' TOUCHDOWNS (*playoffs)		Play
GAME		
vs. Atlanta, 10/7/12		77 pass to S. Moss
vs. Baltimore, 12/9/12		11 pass to P. Garcon
at Cleveland, 12/16/12		54 pass to L. Hankerson, 2 pass to L. Hankerson
at Atlanta, 12/15/13		23 pass to F. Davis, 53 pass to P. Garcon, 3 pass to S. Moss
vs. Dallas, 12/22/13		8 pass to P. Garcon
vs. Jacksonville, 9/14/14		20 pass to D. Young, 2 pass to N. Paul
at Philadelphia, 9/21/14		4 pass to D. Young, 4 pass to P. Garcon, 81 pass to D. Jackson
vs. New York Giants, 9/25/14		18 pass to A. Roberts
vs. Seattle, 10/6/14		60 pass to D. Jackson, 6 pass to A. Roberts
at Arizona, 10/12/14		64 pass to D. Jackson, 5 pass to P. Garcon
vs. Miami, 9/13/15		3 pass to J. Reed
vs. St. Louis, 9/20/15		4 pass to P. Garcon
at New York Giants, 9/24/15		4 pass to C. Thompson
vs. Philadelphia, 10/4/15		4 pass to P. Garcon, 1 run
at Atlanta, 10/11/15		7 pass to D. Carrier
at New York Jets, 10/18/15		2 pass to P. Garcon
vs. Tampa Bay, 10/25/15		3 pass to R. Grant, 3 pass to J. Reed, 6 pass to J. Reed, 8 run
at New England, 11/8/15		3 pass to J. Reed
vs. New Orleans, 11/15/15		16 pass to J. Reed, 11 pass to J. Crowder, 78 pass to M. Jones, 8 pass to J. Reed
at Carolina, 11/22/15		56 pass to D. Jackson
vs. New York Giants, 11/29/15		63 pass to D. Jackson, 1 run
vs. Dallas, 12/7/15		28 pass to D. Jackson
at Chicago, 12/13/15		5 pass to J. Reed, 3 run
vs. Buffalo, 12/20/15		3 pass to J. Reed, 18 pass to J. Reed, 77 pass to D. Jackson, 5 pass to P. Garcon, 13 run

at Philadelphia, 12/26/15.....	22 pass to J. Reed, 12 pass to J. Reed, 12 pass to C. Thompson, 13 pass to P. Garcon
at Dallas, 1/3/16.....	5 pass to R. Grant, 39 pass to P. Garcon, 3 pass to J. Crowder
vs. Green Bay, 1/10/16*	24 pass to J. Reed, 3 run
vs. Dallas, 9/18/16	11 pass to J. Crowder
at New York Giants, 9/25/16	44 pass to D. Jackson, 55 pass to J. Crowder
vs. Cleveland, 10/2/16.....	8 pass to J. Reed, 9 pass to J. Reed, 5 pass to C. Thompson
at Baltimore, 10/9/16	21 pass to P. Garcon
vs. Philadelphia, 10/16/16.....	16 pass to J. Crowder, 13 pass to V. Davis
at Detroit, 10/23/16	1 pass to R. Kelley, 19 run
at Cincinnati, 10/30/16	23 pass to J. Reed, 33 pass to J. Crowder
vs. Minnesota, 11/13/16	4 pass to J. Crowder, 38 pass to V. Davis
vs. Green Bay, 11/20/16.....	17 pass to D. Jackson, 44 pass to J. Crowder, 70 pass to P. Garcon
at Dallas, 11/24/16	5 pass to J. Reed, 67 pass to D. Jackson, 8 pass to J. Reed
at Arizona, 12/4/16.....	26 pass to J. Crowder, 1 run
at Philadelphia, 12/11/16.....	80 pass to D. Jackson, 15 pass to P. Garcon
at Chicago, 12/24/16	17 pass to C. Thompson, 9 run, 1 run
vs. New York Giants, 1/1/17.....	1 pass to J. Reed
vs. Philadelphia, 9/10/17	29 pass to C. Thompson
at Los Angeles Rams, 9/17/17	11 pass to R. Grant
vs. Oakland, 9/24/17	22 pass to C. Thompson, 18 pass to V. Davis, 52 pass to J. Doctson
at Kansas City, 10/2/17	44 pass to T. Pryor, 3 pass to R. Grant
vs. San Francisco, 10/15/17.....	11 pass to J. Doctson, 3 pass to S. Perine, 7 run
at Philadelphia, 10/23/17.....	7 pass to C. Thompson, 5 pass to J. Reed, 12 pass to J. Reed
vs. Dallas, 10/29/17.....	1 pass to J. Doctson
vs. Minnesota, 11/12/17.....	36 pass to M. Harris, 1 run, 2 run
at New Orleans, 11/19/17.....	16 pass to C. Thompson, 40 pass to R. Grant, 7 pass to J. Sprinkle
vs. New York Giants, 11/23/17.....	15 pass to J. Crowder, 14 pass to J. Doctson
at Dallas, 11/30/17	20 pass to R. Grant, 14 pass to J. Doctson
at Los Angeles Chargers, 12/10/17	23 pass to V. Davis
vs. Arizona, 12/17/17	5 pass to J. Crowder, 36 pass to K. Bibbs
vs. Denver, 12/24/17	15 pass to J. Crowder, 48 pass to J. Doctson, 31 pass to V. Davis
at New York Giants, 12/31/17	12 run
vs. San Francisco, 9/9/18	22 pass to S. Diggs, 11 pass to K. Rudolph
at Green Bay, 9/16/18	14 pass to L. Treadwell, 3 pass to S. Diggs, 75 pass to S. Diggs, 22 pass to A. Thielen
vs. Buffalo, 9/23/18	4 pass to K. Rudolph
at Los Angeles Rams, 9/27/18	16 pass to A. Robinson, 17 pass to A. Robinson, 45 pass to A. Thielen
at Philadelphia, 10/7/18	3 pass to A. Thielen
vs. Arizona, 10/14/18	13 pass to A. Thielen, 7 run
at New York Jets, 10/21/18.....	34 pass to A. Thielen, 34 pass to A. Robinson
vs. New Orleans, 10/28/18.....	1 pass to S. Diggs, 1 pass to A. Thielen
vs. Detroit, 11/4/18	2 pass to A. Thielen
at Chicago, 11/18/18	13 pass to A. Robinson, 5 pass to S. Diggs
vs. Green Bay, 11/25/18.....	26 pass to D. Cook, 30 pass to S. Diggs, 14 pass to A. Thielen
at New England, 12/2/18	5 pass to A. Thielen
at Seattle, 12/10/18	6 pass to D. Cook
vs. Miami, 12/16/18.....	13 pass to S. Diggs, 40 pass to A. Robinson
at Detroit, 12/23/18	8 pass to S. Diggs, 44 pass to K. Rudolph, 4 pass to K. Rudolph
vs. Chicago, 12/30/18.....	2 pass to S. Diggs
vs. Atlanta, 9/8/19	23 pass to A. Thielen, 1 run
at Green Bay, 9/15/19	45 pass to S. Diggs
vs. Oakland, 9/22/19.....	35 pass to A. Thielen
at New York Giants, 10/6/19.....	15 pass to A. Thielen, 9 pass to A. Thielen
vs. Philadelphia, 10/13/19	6 pass to A. Thielen, 62 pass to S. Diggs, 51 pass to S. Diggs, 11 pass to S. Diggs
at Detroit, 10/20/19.....	25 pass to A. Thielen, 1 pas to B. Johnson, 5 pass to C. Ham, 15 pass to K. Rudolph
at Kansas City, 11/3/19	4 pass to B. Johnson, 16 pass to A. Abdullah, 3 pass to K. Rudolph
at Dallas, 11/10/19.....	1 pass to K. Rudolph, 1 pass to K. Rudolph
vs. Denver, 11/17/19.....	10 pass to I. Smith Jr., 54 pass to S. Diggs, 32 pass to K. Rudolph
at Seattle, 12/2/19	58 pass to L. Treadwell, 3 pass to K. Rudolph
vs. Detroit, 12/8/19	9 pass to B. Johnson
at LA Chargers, 12/15/19.....	1 pass to I. Smith Jr.
vs. Green Bay, 12/23/19	21 pass to S. Diggs
at New Orleans, 1/5/20*	4 pass to K. Rudolph
at San Francisco, 1/11/20*	41 pass to S. Diggs
vs. Green Bay, 9/13/20.....	37 pass to A. Thielen, 19 pass to A. Thielen
vs. Tennessee, 9/27/20	16 pass to A. Thielen, 71 pass to J. Jefferson, 3 pass to K. Rudolph
at Houston, 10/4/20.....	9 pass to A. Thielen
at Seattle, 10/11/20	3 pass to A. Thielen, 6 pass to A. Thielen
vs. Atlanta, 10/18/20.....	11 pass to J. Jefferson, 2 pass to A. Thielen, 49 pass to J. Jefferson
at Green Bay, 11/1/20	50 pass to D. Cook
vs. Detroit, 11/8/20	9 pass to I. Smith Jr., 22 pass to A. Abdullah, 1 pass to I. Smith Jr.
at Chicago, 11/16/20	17 pass to A. Thielen, 6 pass to A. Thielen

vs. Dallas, 11/22/20.....	2 pass to A. Thielen, 3 pass to A. Thielen, 39 pass to J. Jefferson
vs. Carolina, 11/29/20.....	12 pass to J. Jefferson, 10 pass to J. Jefferson, 10 pass to C. Beebe
vs. Jacksonville, 12/6/20.....	3 pass to A. Thielen, 12 pass to C. Ham, 20 pass to J. Jefferson
at Tampa Bay, 12/13/20.....	14 pass to I. Smith Jr.
vs. Chicago, 12/20/20.....	3 pass to A. Thielen, 20 pass to T. Conklin
at New Orleans, 12/25/20.....	2 pass to I. Smith Jr., 4 pass to I. Smith Jr., 1 pass to A. Thielen
at Detroit, 1/3/21.....	28 pass to A. Mattison, 4 pass to A. Abdullah, 40 pass to C. Beebe, 1 run
at Cincinnati, 9/12/21.....	5 pass to A. Thielen, 24 pass to A. Thielen
at Arizona, 9/19/21.....	64 pass to K. Osborn, 7 pass to A. Thielen, 14 pass to J. Jefferson
vs. Seattle, 9/26/21.....	7 pass to T. Conklin, 15 pass to A. Thielen, 3 pass to J. Jefferson
vs. Cleveland, 10/3/21.....	12 pass to J. Jefferson
vs. Detroit, 10/10/21.....	15 pass to A. Thielen
at Carolina, 10/17/21.....	2 pass to C. Herndon, 5 pass to A. Thielen, 27 pass to K. Osborn
vs. Dallas, 10/31/21.....	20 pass to A. Thielen
at Baltimore, 11/7/21.....	50 pass to J. Jefferson, 1 run, 1 pass to A. Thielen
at Los Angeles Chargers, 11/14/21.....	5 pass to T. Conklin, 1 pass to T. Conklin
vs. Green Bay, 11/21/21.....	10 pass to A. Thielen, 9 pass to J. Jefferson, 23 pass to J. Jefferson
at San Francisco, 11/28/21.....	2 pass to A. Thielen, 20 pass to A. Thielen
at Detroit, 12/5/21.....	5 pass to K. Osborn, 3 pass to J. Jefferson
vs. Pittsburgh, 12/9/21.....	14 pass to J. Jefferson, 62 pass to K. Osborn
at Chicago, 12/20/21.....	12 pass to J. Jefferson, 7 pass to I. Smith-Marsette
vs. Los Angeles Rams, 12/26/21.....	6 pass to K. Osborn
vs. Chicago, 1/9/22.....	44 pass to I. Smith-Marsette, 45 pass to J. Jefferson, 21 pass to K. Osborn
vs. Green Bay, 9/11/22.....	5 pass to J. Jefferson, 36 pass to J. Jefferson
at Philadelphia, 9/19/22.....	2 pass to I. Smith Jr.
vs. Detroit, 9/25/22.....	1 pass to A. Thielen, 28 pass to K. Osborn
Total.....	249 (231 passing, 18 rushing)

COUSINS' CAREER 4TH-QUARTER/OVERTIME COMEBACK WINS/TIES (24)												
Date	Opponent	Final Score	Pre Drive Score	QTR	Drive Start	Drive End	Scoring Play	Start LOS	Last Drive LOS	Plays	Net Yds	Time Poss.
12/9/12	Baltimore	31-28	20-28	4	4:47	0:29	Garcon 11t catch	WAS15	BAL11	13	85	4:18
		31-28	28-28	OT	13:23	11:37	Forbath 34 FG	BAL24	BAL16	3	8	1:46
10/4/15	Philadelphia	23-20	16-20	4	6:05	0:26	Garcon 4t catch	WAS0	PHI4	15	90	5:39
10/25/15	Tampa Bay	31-30	24-30	4	2:24	0:24	Reed 6t catch	WAS20	TB6	11	80	2:00
12/13/15	Chicago	24-21	21-21	4	1:24 (3)	14:07	Hopkins 47 FG	WAS20	CHI29	7	51	2:17
9/25/16	NY Giants	29-27	26-27	4	7:53	1:51	Hopkins 37 FG	WAS25	NYG19	10	56	6:02
10/2/16	Cleveland	31-20	17-20	4	1:07(3)	10:39	Thompson 5t catch	WAS9	CLE5	10	91	5:28
		31-20	24-20	4	6:28	4:25	Jones 1t run	CLE39	CLE1	4	39	2:03
10/30/16	Cincinnati	27-27*	24-27	4	3:15	1:07	Hopkins 40 FG	WAS33	CIN22	10	45	2:08
11/13/16	Minnesota	26-20	20-20	4	12:54	9:33	Hopkins 50 FG	WAS8	MV32	7	60	3:21
12/11/16	Philadelphia	27-22	21-22	4	4:59	1:53	Thompson 25t run	WAS23	PHI25	8	77	3:06
9/17/17	LA Rams	27-20	20-20	4	7:16	1:49	Grant 11t catch	WAS30	LA11	10	70	5:27
10/15/17	San Francisco	26-24	17-17	4	3:01 (3)	10:34	Hopkins 21 FG	WAS25	SF3	16	72	7:27
			20-17	4	8:22	3:28	Cousins 7t run	WAS16	SF7	9	84	4:54
11/5/17	Seattle	17-14	10-14	4	1:34	0:59	Kelley 1t run	WAS30	SEA1	4	70	0:35
11/23/17	NY Giants	20-10	10-10	4	8:33	3:31	Doctson 14t catch	WAS40	NYG14	8	60	5:02
9/16/18	Green Bay	29-29*	21-29	4	1:45	0:36	Thielen 22t catch	MIN25	GB22	8	75	1:14
11/17/19	Denver	27-23	20-23	4	8:15	6:01	Rudolph 32t catch	MIN33	DEN32	5	67	2:14
1/5/20	New Orleans#	26-20	20-20	OT	15:00	10:40	Rudolph 4t catch	MIN25	N04	9	75	4:20
11/16/20	Chicago	19-13	13-13	4	14:49	10:10	Thielen 6 catch	MIN37	CHI6	9	63	4:43
11/29/20	Carolina	28-27	21-27	4	1:51	0:46	Beebe 10t catch	MIN25	CAR10	7	75	1:05
12/6/20	Jacksonville	27-24	24-24	OT	7:13	1:49	Bailey 23 FG	JAX 46	JAX 5	11	41	5:24
10/10/21	Detroit	19-17	16-17	4	0:37	0:00	Joseph 54 FG	MIN 18	DET 36	5	46	0:37
10/17/21	Carolina	34-28	28-28	OT	10:00	5:55	Osborn 27t catch	MIN 25	CAR 27	9	75	4:12
11/21/21	Green Bay	34-31	31-31	4	2:08	0:00	Joseph 29 FG	MIN 25	GB1	8	59	2:08
1/9/22	Chicago	31-17	17-10	4	10:59	8:11	Osborn 21t catch	MIN 13	CHI21	6	87	2:49
9/25/22	Detroit	28-24	24-21	4	1:10	:45	Osborn 28t catch	MIN 44	DET 28	3	56	0:25
* - game resulted in a tie following OT # - playoff game												

FAST START UNDER CENTER

Kirk Cousins has shown his accuracy and poise during his 5-plus seasons in Minnesota and ranks among the all-time leading QBs in team history. In 2020, he threw the 2nd-most TD passes in club history for a season, and he is the franchise leader in passer rating among QBs with 1,500+ attempts.

VIKINGS COMPLETION % IN A SEASON

RK	PLAYER, SEASON	COMPLETION %
1	Sam Bradford, 2016	71.6%
2	Kirk Cousins, 2018	70.1%
3	Daunte Culpepper, 2004	69.2%
4	Kirk Cousins, 2019	69.1%

VIKINGS PASSER RATING IN A SEASON

RK	PLAYER, SEASON	PASSER RATING
1	Daunte Culpepper, 2004	110.9
2	Kirk Cousins, 2019	107.4
3	Brett Favre, 2009	107.2
4	Randall Cunningham, 1998	106.0
5	Kirk Cousins, 2020	105.0
6	Kirk Cousins, 2021	103.1
7	Kirk Cousins, 2018	99.7

VIKINGS 400+ YARD PASSING GAMES IN A SEASON

RK	PLAYER, SEASON	400+ GAMES
1t	Kirk Cousins, 2018	2
1t	Daunte Culpepper, 2004	2
1t	Warren Moon, 1994	2

COMPLETIONS IN A GAME BY A VIKING

RK	PLAYER, GAME	COMPLETIONS
1	Kirk Cousins, vs. Buffalo, 9/23/18	40
2t	Tommy Kramer, vs. Cleveland, 12/14/80	38
2t	Tommy Kramer, vs. Green Bay, 11/29/81	38

30+ COMPLETION GAMES IN A CAREER BY A VIKING

RK	PLAYER	30+ COMPLETION GAMES
1	Kirk Cousins, 2018-Present	12
2	Sam Bradford, 2016-17	6
3	Tommy Kramer, 1977-89	6

ATTEMPTS IN A SEASON BY A VIKINGS PLAYER

RK	PLAYER, SEASON	ATTEMPTS
1t	Kirk Cousins, 2018	606
1t	Warren Moon, 1995	606
3	Warren Moon, 1994	601
4	Tommy Kramer, 1981	593

COMPLETIONS IN A SEASON BY A VIKING

RK	PLAYER, SEASON	COMPLETIONS
1	Kirk Cousins, 2018	425
2	Sam Bradford, 2016	395
3	Daunte Culpepper, 2004	379
4	Warren Moon, 1995	377
5	Kirk Cousins, 2021	372

PASSING YARDS IN A SEASON BY A VIKING

RK	PLAYER, SEASON	PASS. YARDS
1	Daunte Culpepper, 2004	4,717
2	Kirk Cousins, 2018	4,298
3	Kirk Cousins, 2020	4,265
4	Warren Moon, 1994	4,264
5	Warren Moon, 1995	4,228
6	Kirk Cousins, 2021	4,221

PASSING TDS IN A SEASON BY A VIKING

RK	PLAYER, SEASON	PASS. TD
1	Daunte Culpepper, 2004	39
2	Kirk Cousins, 2020	35
3	Randall Cunningham, 1998	34
4	Kirk Cousins, 2021	33
4	Warren Moon, 1995	33
4	Brett Favre, 2009	33
4	Daunte Culpepper, 2000	33

CAREER STARTS BY VIKINGS QUARTERBACKS

RK	PLAYER	STARTS
1	Fran Tarkenton	170
2	Tommy Kramer	110
3	Daunte Culpepper	80
4	Kirk Cousins	66
5	Wade Wilson	48

CAREER WINS BY VIKINGS QUARTERBACKS

RK	PLAYER	WINS/STARTS
1	Fran Tarkenton	91/170
2	Tommy Kramer	54/110
3	Daunte Culpepper	38/80
4	Kirk Cousins	35/65
5	Brad Johnson	28/46



CAMERON DANTZLER SR.

3

POSITION: Cornerback
HEIGHT/WEIGHT: 6-2/190
DOB: 9-3-98
HOMETOWN: Hammond, Louisiana

COLLEGE: Mississippi State
ACQUIRED: D3a (#89) '20
NFL SEASON: 3
VIKINGS SEASON: 3

2022 GP/GS
3/3

Career GP/GS
28/20

Playoffs GP/GS
0/0

OFF THE FIELD

- Majored in human development and family sciences.
- Nicknamed "Needle" as a kid, sold custom T-shirts with a needle logo following the NFL Draft to benefit NoKid Hungry, a program that provides meals and nutrition education for families in need.
- Played on a 7-on-7 team in high school with Vikings TE and fellow New Orleans native Irv Smith, Jr.
- Has a son, Cameron, Jr., and daughter, Carmyn.

TRANSACTIONS

- Selected by the Minnesota Vikings in the third round (89th overall) in the 2020 NFL Draft on 4/24/20.

CAREER NOTES

Honors

- Named All-Rookie by Pro Football Writers Association, the first Vikings CB to have the honor since Dewayne Washington in 1994.

2022 - Minnesota Vikings

- Started Week 1 vs. Green Bay (9/11), totaling five tackles and appearing in 90% of the defensive snaps.

2021 - Minnesota Vikings

- Appeared in 14 games with seven starts during his second year in the NFL, totaling 52 tackles and eight passes defended, the second-most on the team.
- Started at Chicago (12/20) and recorded seven tackles and one forced fumble on Bears QB Justin Fields.
- Started at Detroit (12/5) and recorded his third career interception with a 4th-quarter snag off a Jared Goff pass.
- Started at Baltimore (11/7) and totaled 10 tackles in a career-high 96 defensive snaps.
- Started his first game of the 2021 season vs Dallas (10/31).
- Had two solo tackles in 25 defensive snaps at Carolina (10/17).
- Placed on Reserve/COVID-19 on 10/4 and activated on 10/14.
- Appeared in a season-high 72 defensive snaps vs. Cleveland (10/4) and had five tackles for one pass defended.
- Played nine snaps on special teams vs. Seattle (9/26).
- Saw the first action of the season at Arizona (9/19) totaling one tackle and breaking up a pass from Kyle Murray to A.J. Green in the end zone late in the 4th quarter.
- Inactive Week 1 at Cincinnati (9/12).

2020 - Minnesota Vikings

- Started 10 of 11 games played at CB, tying for fourth in the NFL among rookie DBs with three tackles for loss, and his two INTs tied for fifth.
- Named to PFWA All-Rookie Team, the first Vikings CB to have the honor since Dewayne Washington in 1994.
- Helped tie a Vikings record as one of six rookies to start a game when he opened Christmas Day game at New Orleans (12/25).
- Joined fellow rookie CB Jeff Gladney as starters at CB.
- Started at RCB in NFL debut vs. Green Bay (9/13) and made four solo tackles as the only Vikings rookie to start in season opener.
- Inactive Weeks 2-3 due to a rib injury (9/20).
- Talled three tackles in second career start at Houston (10/4).
- Ranked third on the team at Seattle with five tackles (10/11).
- Had career-high 12 tackles and two tackles for loss vs. Atlanta (10/18).
- Placed on Reserve/COVID-19 on 10/28 and activated from list on 10/31.
- Had two tackles before exiting the game with a neck injury in the 1st quarter at Green Bay (11/1).
- Inactive Weeks 9-10 with a concussion.
- Had four tackles in both Weeks 11 and 12 and added a tackle for loss and his first career pass defended vs. Carolina (11/29).
- Notched his first career INT off Mike Glennon in the 2nd quarter and later added a forced fumble and fumble recovery vs. Jacksonville (12/6).
- Recorded second INT, off Mitchell Trubisky, in the end zone for a touchback and had three tackles vs. Chicago (12/20).

College - Mississippi State

- Started final 22 games of the 35 he played for Bulldogs, all 13 games of the 2018 season and 9 games during 2019 before injuries sidelined him.
- Was a Second-Team All-SEC honoree by *The Associated Press* as a sophomore in 2018.
- Bulldogs CB group in 2019 did not allow a TD pass as a unit.
- Helped Bulldogs win the Egg Bowl rivalry games against Mississippi during the 2018 and 2019 regular seasons; posted career-high nine tackles in his final game at MSU in cross-state rivalry against Ole Miss.
- Missed 2019 regular-season games vs. Kansas State, Texas A&M and Abilene Christian and Music City Bowl against Louisville, with team going 1-3 in the games he missed en route to a 6-7 mark overall.
- Snared first career INT off Heisman Trophy winner Lamar Jackson in 2017 TaxSlayer Bowl against Louisville, part of a four-INT day against Jackson by the Bulldogs in the 31-27 win.
- Notched 1.5 career sacks, a full sack in 2018 when he hauled down Tua Tagovailoa vs. Alabama and shared a sack in 2019 of Heisman winner Joe Burrow vs. LSU.

- Helped MSU to an 8-5 mark and a berth in the Outback Bowl in 2018, falling to Iowa.
 - Had a pair of INTs on the 2018 season, grabbing INTs against Florida and at LSU and shared a sack at LSU.
 - MSU capped the 2017 season with a 9-4 mark and bowl win over Louisville.
- Prep - St. Thomas Aquinas**
- Ranked as a 3-star prospect by ESPN, Rivals and Scout as a QB and DB at St. Thomas Aquinas.
 - Led club to a 12-1 mark and a berth in the state semifinals for the first time in school history.
 - Ran for 1,901 yards and 26 TDs as a senior and threw for 1,381 yards and 11 TDs, helping him earn All-State in Class 2A, and was District 7-2A MVP.
 - As a track standout, set school record and won state title in 2015 with a 23-3 1/4 long jump.

DANTZLER SR.'S REGULAR SEASON STATISTICS											
Year	GP/GS	Solo	Asst.	Total TKL	Sacks	INTs	PD	TFL	QBH	FF/FR	ST TKL
2020 (Min)	11/10	36	10	46	0.0	2	3	3	0	1/1	0
2021 (Min)	14/7	44	9	53	0.0	1	8	0	0	1/0	0
2022 (Min)	3/3	16	1	17	0.0	0	0	1	0	0/0	0
Totals	28/20	96	20	116	0.0	3	11	4	0	2/1	0

SINGLE-GAME CAREER HIGHS (* - playoffs)

Tackles11..... vs. Atlanta, 10/18/20 Tackles for Loss2..... vs. Atlanta, 10/18/20
Solo Tackles10..... at Baltimore, 11/7/21 Passes Defended2..... at Detroit, 12/6/21
Interceptions1..... 3x, la st at Detroit, 12/6/21 Forced Fumbles1..... 2x, last at Chicago, 12/20/21
Fumbles Recovered1..... vs. Jacksonville, 12/6/20

DANTZLER SR.'S GAME-BY-GAME											
2020	MIN	U	A	T	TFL	SK	QH	FF	FR	INT	PD
9/13	GB*	4	0	4	0.0	0.0	0	0	0	0	0
9/20	@ IND	INACTIVE									
9/27	TEN	INACTIVE									
10/4	@ HOU*	4	0	4	0	0.0	0	0	0	0	0
10/11	@ SEA*	4	1	5	0	0.0	0	0	0	0	0
10/18	ATL*	9	2	11	2	0.0	0	0	0	0	0
11/1	@ GB*	2	0	2	0	0.0	0	0	0	0	0
11/8	DET	INACTIVE									
11/16	@ CHI	INACTIVE									
11/22	DAL	0	4	4	0	0.0	0	0	0	0	0
11/29	CAR*	2	2	4	1	0.0	0	0	0	0	1
12/6	JAX*	3	1	4	0	0.0	0	1	1	1	1
12/13	@ TB*	2	0	2	0	0.0	0	0	0	0	0
12/20	CHI*	3	0	3	0	0.0	0	0	0	1	1
12/25	@ NO*	1	0	1	0	0.0	0	0	0	0	0
1/3/20	@ DET	INACTIVE									
GP/GS: 11/10		36	10	46	3	0.0	0	1	1	2	4

2021	MIN	U	A	T	TFL	SK	QH	FF	FR	INT	PD
9/12	@ CIN	INACTIVE									
9/19	@ ARZ	1	0	1	0	0.0	0	0	0	0	1
9/26	SEA	0	0	0	0	0.0	0	0	0	0	0
10/3	CLE	4	1	5	0	0.0	0	0	0	0	1
10/10	DET	RESERVE/COVID-19									
10/17	@ CAR	2	0	2	0	0.0	0	0	0	0	0
10/31	DAL*	7	0	7	0	0.0	0	0	0	0	2
11/7	@ BAL*	10	0	10	0	0.0	0	0	0	0	0
11/14	@ LAC*	2	0	2	0	0.0	0	0	0	0	0
11/21	GB	0	0	0	0	0.0	0	0	0	0	0
11/28	@ SF	0	0	0	0	0.0	0	0	0	0	0
12/5	@ DET*	1	1	2	0	0.0	0	0	0	1	2
12/9	PIT	0	2	2	0	0.0	0	0	0	0	1
12/20	@ CHI*	6	1	7	0	0.0	0	1	0	0	0
12/26	LAR*	3	3	6	0	0.0	0	0	0	0	0
1/2/22	@ GB	INACTIVE									
1/9/22	CHI	8	1	9	0	0.0	0	0	0	0	1
GP/GS: 14/7		44	9	53	0	0.0	0	1	0	1	8

2022	MIN	U	A	T	TFL	SK	QH	FF	FR	INT	PD
9/11	GB*	5	0	5	0	0.0	0	0	0	0	0
9/19	@ PHI*	4	0	4	1	0.0	0	0	0	0	0
9/25	DET*	7	1	8	0	0.0	0	0	0	0	0
10/2	@ NO										
10/9	CHI										
10/16	@ MIA										
10/30	ARI										
11/6	@ WAS										
11/13	@ BUF										
11/20	DAL										
11/24	NE										
12/4	NYJ										
12/11	@ DET										
12/18	IND										
12/24	NYG										
1/1/23	@ GB										
1/8/23	@ CHI										
GP/GS: 3/3		16	1	17	1	0.0	0	0	0	0	0

ROOKIE REAPS REWARDS

Cameron Dantzler earned a spot on the 2020 Pro Football Writers of America's All-Rookie team, joining an elite group of Vikings defensive backs who have garnered the honor. Dantzler snared both of his INTs in the final five games of the season despite missing five contests during the season due to injury. Dantzler and fellow rookie WR Justin Jefferson earned spots on the All-Rookie team for 2020.

VIKINGS DEFENSIVE BACKS ON PFWA ALL-ROOKIE TEAM

PLAYER, SEASON	POS
Dewayne Washington, 1994	CB
Orlando Thomas, 1995	S
Harrison Smith, 2012	S
Cameron Dantzler, 2020	CB

DANTZLER SR.'S INTERCEPTIONS

GAME	QB	INT (YDS)
vs. Jacksonville, 12/6/20	Mike Glennon	1 (0)
vs. Chicago, 12/20/20	Mitchell Trubisky	1 (TB)
at Detroit, 12/6/21	Jared Goff	1 (0)
Total		3 (0)



CHRISTIAN DARRISAW

71

POSITION: Tackle
HEIGHT/WEIGHT: 6-5/315
DOB: 6-2-99
HOMETOWN: Upper Marlboro, Maryland

COLLEGE: Virginia Tech
ACQUIRED: D1 (#23) '21
NFL SEASON: 2
VIKINGS SEASON: 2

2022 GP/GS
3/3

Career GP/GS
15/13

Playoffs GP/GS
0/0

OFF THE FIELD

- Majored in business information technology.
- Developing an interest in bowhunting, a hobby he picked up during his college days at Virginia Tech.

TRANSACTIONS

- Selected by the Minnesota Vikings in the first round (23rd overall) in the 2021 NFL Draft on 4/29/21.

CAREER NOTES

- Was part of six-member ACC first-round draft pick group in 2021, tied with the Big Ten for second-most first-round selections behind the SEC.
- Became the second offensive lineman drafted in the first round by the Vikings in three seasons, joining Garrett Bradbury in 2019 and gives the Vikings the fourth OL drafted in the Rounds 1 & 2 in the past four drafts - Brian O'Neill (2nd, 2018), Bradbury (1st, 2019), Ezra Cleveland (2nd, 2020), Darrisaw (1st, 2021).
- Is the second T from Virginia Tech drafted in the first round, joining Duane Brown in 2008, the No. 26 pick by Houston.
- The seventh T drafted by the Vikings in the first round in Vikings history and the fifth-highest at No. 23.
- The Vikings entered the 2021 Draft with the No. 14 pick in the first round but traded with the New York Jets to acquire pick No. 23 to select Darrisaw.
- Darrisaw was the fourth T drafted in 2021, following Oregon's Penei Sewell (No. 7, Detroit), Northwestern's Rashawn Slater (No. 13, LA Chargers) and Alabama's Alex Leatherwood (No. 17, Las Vegas).
- Virginia Tech produced consecutive selections in the 2021 first round, CB Caleb Farley went to Tennessee with pick No. 22 and Darrisaw went 23rd.

2022 - Minnesota Vikings

- Started at LT vs. Green Bay (9/11) helping the offend total 395 yards and allow only 1.0 sack.

2021 - Minnesota Vikings

- Played in 12 games and started 10 all at LT.
- Returned from injury to start at Chicago (12/20).
- Missed at Detroit (12/5) and vs. Pittsburgh (12/9) due to an ankle injury.
- Started the first game of his career at Carolina (10/17) in Week 6, helping the team produce the third-most offensive yards in team history while allowing zero sacks as a team.
- Made his offensive debut, playing in 28 snaps on offense vs. Detroit (10/10).
- Active for his first career NFL game vs. Cleveland (10/3), appearing in one special teams snap.
- Inactive for the first three games of the season.

College - Virginia Tech

- Finished VT career with 35 starts in 35 games played.
- Named First-Team All-ACC in 2020.
- Started all 10 games he played in 2020 at LT, completing three-season streak where he started every game he played.
- Hokies went 5-6 in 2020, winning annual rivalry game over Virginia to cap the season.
- Helped VT to an 8-5 mark and a berth in the Belk Bowl against Kentucky in 2019.
- Started all 13 games on the season at LT in 2019.
- Earned three berths on the PFF College ACC Team of the Week during the 2019 season - vs. North Carolina, vs. Wake Forest and at Georgia Tech.
- As a true freshman in 2018, started all 12 games he played, including starting in his opening college game, a win over No. 19 Florida State in the season opener. By starting the season opener, he was one of nine true freshmen in BCS football to start on the offensive line in the season opener in 2018.
- Helped Hokies to an OT win over Virginia in 2018.
- Helped VT to a berth in the Military Bowl vs. Cincinnati to cap the 2018 season.

Prep - Riverdale Baptist

- Played in 2017 at Fork Union Military Academy.
- Played in Maryland Crab Bowl All-Star game as a senior at Riverdale Baptist High.

TACKLE TRADITION

The Vikings made Christian Darrisaw the seventh tackle drafted in the first round in team history in 2021 and the first tackle taken in the first round since 2012. Of the six previous first-round tackles, five have gone on to be Pro Bowl players, including Ron Yary, who is in the Hall of Fame.

VIKINGS HIGHEST DRAFTED OFFENSIVE TACKLES

PLAYER	ROUND/YEAR
Ron Yary, USC	1/1968
Steve Riley, USC	1/1974
Todd Stuessie, Cal	1/1994
Korey Stringer, Ohio State	1/1995
Bryant McKinnie, Miami	1/2002
Matt Kalil, USC	1/2012
Christian Darrisaw, Virginia Tech	1/2021

DARRISAW'S CAREER GAMES/STARTS

Year	GP/GS
2021 (Min)	12/10
2022 (Min)	3/3
Totals	15/13



ANDREW DePAOLA

42

POSITION: Long Snapper
HEIGHT/WEIGHT: 6-1/229
DOB: 7-28-87
HOMETOWN: Parkton, Maryland

COLLEGE: Rutgers
ACQUIRED: FA '20
NFL SEASON: 8
VIKINGS SEASON: 3

2022 GP/GS
3/0

Career GP/GS
92/0 (27/0 - Min, 48/0 - TB, 16/0 - Chi, 1/0 - Oak)

Playoffs GP/GS
0/0

OFF THE FIELD

- Married to high school sweetheart Amy; couple has a daughter, Grace, and son, Andrew III.
- Earned degree in labor relations from Rutgers.
- Sister, Ashley, was a Baltimore Ravens cheerleader.
- Teammates at Rutgers with younger brother, Nick.
- Brother, Vince, played football at Towson.
- Between leaving Rutgers in 2010 and making an NFL roster in 2014 he worked as his family's pub and at Best Buy.

TRANSACTIONS

- Signed by the Tampa Bay Buccaneers on 8/6/12.
- Cut by the Tampa Bay Buccaneers on 8/27/12.
- Signed to a reserve/future contract with the Tampa Bay Buccaneers on 1/3/13.
- Re-signed with the Tampa Bay Buccaneers on 5/14/14.
- Re-signed with the Tampa Bay Buccaneers on 4/5/16.
- Signed with the Tampa Bay Buccaneers on 8/22/17.
- Waived by the Tampa Bay Buccaneers on 9/1/17.
- Acquired via waivers by the Chicago Bears on 9/3/17.
- Signed by the Oakland Raiders on 3/16/18.
- Placed on IR by the Oakland Raiders on 9/13/18.
- Cut by the Oakland Raiders on 8/25/19.
- Signed by the Carolina Panthers on 8/28/19.
- Cut by the Carolina Panthers on 8/30/19.
- Signed to Minnesota Vikings practice squad on 11/21/20.
- Activated by the Minnesota Vikings on 12/2/20.
- Reverted to Minnesota Vikings practice squad on 11/23/20.
- Protected by the Minnesota Vikings on 11/24/20.
- Activated by the Minnesota Vikings on 11/28/20.
- Released by the Minnesota Vikings on 8/31/21.
- Signed by the Minnesota Vikings on 9/2/21.

CAREER NOTES

- Handled long-snapping duties for Chicago in 2017 after spending three seasons (2014-16) with Tampa Bay.
- Spent the 2012 and 2013 training camps with the Buccaneers prior to serving as the primary long snapper from 2014-16.
- Entered NFL in 2012 as a rookie free agent with Tampa Bay.
- Took over long-snapping duties for the Vikings in the final seven games of 2020 and all of 2021.
- Was out of football in 2019 but returned in 2020 with Vikings.
- Capped Rutgers career in 2009 but did not roster on an NFL team until 2014.

2022 - Minnesota Vikings

- Handled long-snapping duties vs. Green Bay (9/11), helping K Greg Joseph go three-for-three on field goal attempts, including a career-high 56-yards, which tied a Vikings team record for longest field goal in club history.

2021 - Minnesota Vikings

- Handled long-snapping duties for every game of the 2021 season and finished with four special teams tackles on the season.

2020 - Minnesota Vikings

- Appeared in 7 games and had one special teams tackle in 2020 after becoming the Vikings long snapper in Week 11.
- Signed to the Vikings practice squad on 11/21.
- Made his Vikings debut vs. Dallas after being elevated from the practice squad for the Week 11 matchup (11/22).
- Standard elevation from practice squad to active roster on 11/28, the day before playing vs. Carolina.
- Served as the Vikings long snapper as K Dan Bailey went 2-for-2 on FGs and PAT attempts and P Britton Colquitt averaged 51.0 yards on three punts vs. Carolina (11/29).
- Signed to Vikings active roster on 12/2.
- Made lone special teams tackle of season at Detroit (1/3).

2019 - Not on a team

- Was not on an NFL team in 2019.
- Spent offseason and training camp with Oakland, released on 8/25.
- Signed on 8/28 by Carolina and released 8/30.

2018 - Oakland Raiders

- Had season-ending ACL tear in season opener, going on Injured Reserve on 9/13.
- Signed as a free agent with Oakland on 3/16.

2017 - Chicago Bears

- Played in all 16 games for Chicago after spending all of training camp and preseason with Tampa Bay.
- Pat O'Donnell set career highs in punts (87), yards (4,708) and average (47.0), finishing in the top-10 in the league in each category.

2016 - Tampa Bay Buccaneers

- Played in all 16 contests for the third consecutive season.
- Snapped for K Roberto Aguayo in his rookie season as he connected on 32-of-34 PATs.
- Bryan Anger finished third in the league with 37 punts inside the 20 in his first season with the Buccaneers.

2015 - Tampa Bay Buccaneers

- Played in all 16 contests and recorded four special teams tackles for the second straight year.
- Jake Schum set career high with 56 punts for 2,348 yards.
- Recorded one special teams tackle vs. Tennessee (9/13).
- Made one tackle and snapped for seven punts at Houston (9/27).

2014 - Tampa Bay Buccaneers

- Played in all 16 games and had four special teams tackles.
- Made NFL debut and had one tackle vs. Carolina (9/7).
- Registered one stop on special teams vs. both New Orleans (10/5) and Minnesota (10/26).
- Made one tackle on special teams at Carolina (12/14).

2013 - Tampa Bay Buccaneers

- Spent offseason and training camp with team.

2012 - Tampa Bay Buccaneers

- Signed as a free agent 8/12, released 8/27.

College - Rutgers

- Appeared in 39 games during his career at Rutgers (2005-09), including every game his final three seasons.
- Rutgers went 36-16 during his tenure, winning four straight bowl games, playing under Head Coach Greg Schiano.
- While serving as holder in 2007, threw a 15-yard TD pass vs. South Florida on a fake FG.
- Recorded five tackles (5 solo) during the 2009 season, his lone season as the full-time long snapper.
- Was on depth chart as a QB early in college career, moving to WR in 2008 and took over long-snapping duties when regular snapper was injured.
- Served as the primary holder for FGs from 2006-08.
- Redshirted as a true freshman in 2005.

Prep - Hereford High School

- Helped Hereford High School in Parkton, Maryland, to the 2A state title as a sophomore and runner-up finish as a senior.
- Was a three-year starter at QB.
- Threw for 2,092 yards with 22 TDs as a senior, earning All-Metro and All-State honors.
- Earned All-County honors twice and County Offensive Player of the Year by the *Baltimore Sun*.
- Earned All-Metro honors as a baseball player.

DePAOLA'S REGULAR SEASON STATISTICS						
Year	GP/GS	SPECIAL TEAMS TACKLES				
		Solo	Asst	Total	FF	FR
2014 (TB)	16/0	3	1	4	0	0
2015 (TB)	16/0	4	0	4	0	0
2016 (TB)	16/0	0	0	0	0	0
2017 (Chi)	16/0	1	0	1	0	0
2018 (Oak)	1/0	0	0	0	0	0
2020 (Min)	7/0	1	0	1	0	0
2021 (Min)	17/0	2	2	4	0	0
2022 (Min)	3/0	0	0	0	0	0
Totals	92/0	11	3	14	0	0



MYLES DORN

46

POSITION: Safety
HEIGHT/WEIGHT: 6-2/210
DOB: 6-25-98
HOMETOWN: Charlotte, North Carolina

COLLEGE: North Carolina
ACQUIRED: UDFA '20
NFL SEASON: 3
VIKINGS SEASON: 3

2022 GP/GS
2/0

Career GP/GS
11/0

Playoffs GP/GS
0/0

OFF THE FIELD

- Mother is a UNC graduate and brother, Torin, Jr., played basketball at North Carolina State and currently plays professionally in Poland.
- Father, Torin, played six seasons with Oakland and St. Louis; he wears No. 46 in honor of his dad's NFL jersey number.
- Brother, Torin, Jr., played basketball at N.C. State.
- Majored in communications.
- Teammates at UNC with Vikings LB Chazz Surratt and FB Jake Bargas.

TRANSACTIONS

- Signed by the Minnesota Vikings as an undrafted free agent on 4/26/20.
- Waived by the Minnesota Vikings on 8/31/21.
- Added to the Minnesota Vikings practice squad on 9/1/21.

CAREER NOTES

2022 - Minnesota Vikings

- Was elevated from the practice squad for Week 1 vs. Green Bay (9/11) and vs. Detroit (9/25).

2021 - Minnesota Vikings

- Was elevated a total of nine times from the practice squad and contributed on special teams, totaling three special teams tackles on the season.
- Elevated via COVID-19 replacement at Chicago (12/20), at Green Bay (1/2/22) and vs. Chicago (1/9/22).
- Elevated from practice squad via standard elevation at Detroit (12/5).
- Elevated via COVID-19 replacement at Baltimore (11/7), at Los Angeles (11/14), vs. Green Bay (11/21) and at San Francisco (11/28) and saw action on special teams.
- Elevated from the practice squad to the active roster for Week 2 at Arizona (9/19), making his NFL debut playing 10 special teams snaps.
- Signed to Vikings practice squad prior to Week 1.

2020 - Minnesota Vikings

- Went through training camp with Vikings before being sidelined by injury.
- Joined Vikings as a rookie free agent following the 2020 Draft.

College - North Carolina

- Started all 33 games he played over his final three games at UNC and had a pair of INTs as a sophomore and junior, picking off Virginia and Duke in 2018, after having a career-high two interceptions against Notre Dame as a sophomore in 2017.
- Earned Honorable Mention All-ACC as a senior when he ranked third on the team with 83 tackles and led with six PBU.
- Ranked third on team as a sophomore with 71 tackles and added 55 as a junior. As a true freshman in 2016, he had 32 tackles and played in all 13 games.

Prep - Vance

- Standout on offense and defense at Vance High in Charlotte, was ranked as the No. 14 player in North Carolina by Rivals and the No. 17 safety in the country.

DORN'S REGULAR SEASON STATISTICS

Year	GP/GS	Solo	Asst.	Total TKL	Sacks	INTs	PD	TFL	QBH	FF/FR	ST TKL
2020 (Min)	0/0										
2021 (Min)	9/0	0	0	0	0.0	0	0	0	0	0/0	3
2022 (Min)	2/0	0	0	0	0.0	0	0	0	0	0/0	1
Totals	11/0	0	0	0	0.0	0	0	0	0	0/0	4

DORN'S GAME-BY-GAME											
2021	MIN	U	A	T	TFL	SK	QH	FF	FR	INT	PD
9/12	@ CIN						PRACTICE SQUAD				
9/19	@ ARZ	0	0	0	0	0	0	0	0	0	0
9/26	SEA						PRACTICE SQUAD				
10/3	CLE						PRACTICE SQUAD				
10/10	DET						PRACTICE SQUAD				
10/17	@ CAR						PRACTICE SQUAD				
10/31	DAL						PRACTICE SQUAD				
11/7	@ BAL	0	0	0	0	0	0	0	0	0	0
11/14	@ LAC	0	0	0	0	0	0	0	0	0	0
11/21	GB	0	0	0	0	0	0	0	0	0	0
11/28	@ SF	0	0	0	0	0	0	0	0	0	0
12/5	@ DET	0	0	0	0	0	0	0	0	0	0
12/9	PIT						PRACTICE SQUAD				
12/20	@ CHI	0	0	0	0	0	0	0	0	0	0
12/26	LAR						PRACTICE SQUAD				
1/2/22	@ GB	0	0	0	0	0	0	0	0	0	0
1/9/22	CHI	0	0	0	0	0	0	0	0	0	0
GP/GS: 9/0		0	0	0	0	0.0	0	0	0	0	0

2022	MIN	U	A	T	TFL	SK	QH	FF	FR	INT	PD
9/11	GB	0	0	0	0	0.0	0	0	0	0	0
9/19	@ PHI						PRACTICE SQUAD				
9/25	DET	0	0	0	0	0.0	0	0	0	0	0
10/2	@ NO*										
10/9	CHI										
10/16	@ MIA										
10/30	ARI										
11/6	@ WAS										
11/13	@ BUF										
11/20	DAL										
11/24	NE										
12/4	NYJ										
12/11	@ DET										
12/18	IND										
12/24	NYG										
1/1/23	@ GB										
1/8/23	@ CHI										
GP/GS: 1/0		0	0	0	0	0.0	0	0	0	0	0



Myles Dorn's father, Torin, also played at North Carolina and had a 6-year NFL career with the Raiders and Rams. Myles wears #46 as a tribute to his dad.



TROY DYE

45

POSITION: Linebacker
HEIGHT/WEIGHT: 6-3/225
DOB: 9-18-96
HOMETOWN: Norco, California

COLLEGE: Oregon
ACQUIRED: D4c (#89) '20
NFL SEASON: 3
VIKINGS SEASON: 3

2022 GP/GS
3/0

Career GP/GS
31/6

Playoffs GP/GS
0/0

OFF THE FIELD

- Father, Mark, played football at San Jose State and spent time in Houston Astros minor league system.
- Older brother, Tony, was a S at UCLA and played in the NFL from 2012-14. Tony was also a hockey standout, playing on Team USA in the Junior Olympics, and was offered a scholarship from prep powerhouse Shattuck-St. Mary's in Faribault, Minnesota.
- Older brother, Jordan, played WR at Sterling College in Kansas and younger brother, Travis, is a RB at Oregon.

TRANSACTIONS

- Drafted by the Minnesota Vikings in the fourth round (132nd overall) in the 2020 NFL Draft on 4/25/20.
- Placed on IR by the Minnesota Vikings on 9/24/20.
- Placed on IR/Designated to Return on 10/26/20.

CAREER NOTES

2022 - Minnesota Vikings

- Made season debut in Week 1 vs. Green Bay (9/11), appearing on special teams.
- Had a team-high two special teams tackles at Philadelphia (9/19) and added another special teams tackle vs. Detroit (9/25).

2021 - Minnesota Vikings

- Played in all 17 games to start the season, contributing mostly on special teams and leading the team in special teams tackles with 11.
- Started his lone game of the season in the finale vs. Chicago (1/9/22) where he totaled four tackles on defense.

2020 - Minnesota Vikings

- Appeared in 11 games (5 starts), finishing with 27 tackles, one QBH and two PDs. Also had a special teams tackle.
- Made NFL debut in season opener vs. Green Bay (9/13).
- Started games at Green Bay (11/1), vs. Detroit (11/8), vs. Carolina (11/29), at Tampa Bay (12/13) and vs. Chicago (12/20).
- Placed on Reserve/Injured list on 9/24.
- Designated for return from IR on 10/26, activated on 10/31.
- Started first career game at Green Bay and had one tackle as the Vikings upset the Packers, 28-22 (11/1).
- Had four tackles vs. Detroit (11/8).
- Made two tackles, first QBH and PD at Chicago on *MNF* (11/16).
- Tallied four solo tackles vs. Jacksonville (12/6).
- Recorded a career-high six tackles vs. Chicago (12/20).
- Had four tackles and a PD at Detroit (1/3).

College - Oregon

- Only player in Oregon history to lead the team in tackles four straight seasons (2016-19); finished third in program history in career tackles (397).
- Left Oregon second among Power Five players with 397 career tackles and had 19 games with 10+ tackles, tying a school record.
- Started 48 of 50 career games for Ducks, notching 397 tackles, 15 sacks, five INTs, 14 PBU, 44 TFL, three FF, one FR. Best season was 2018 with 115 tackles, 2.0 sacks and one INT. Started 39 straight games from 2017-19.
- Named to *The Associated Press* All-Pac-12 First Team in 2019, Coaches All-Pac-12 Second Team in 2017 and 2018 and Coaches All-Pac-12 Honorable Mention in 2016.
- Played the final eight games of his career with a cast on his right hand due to a broken thumb and finished his senior season.
- Helped Oregon improve its record every year on campus going 4-8 in 2016, 7-6 in 2017 (Las Vegas Bowl loss to Boise State), 9-4 in 2018 (RedBox Bowl win over Michigan State) and 12-2 in 2019 (Rose Bowl win over Wisconsin).

Prep - Norco High School

- Enrolled early at Oregon in January 2016, a consensus 3-star.
- First-Team All-CIF and Co-Defensive Player of the Year in the Big VIII League as a senior.

DYE'S REGULAR SEASON STATISTICS

Year	GP/GS	Solo	Asst.	Total TKL	Sacks	INTs	PD	TFL	QBH	FF/FR	ST TKL
2020 (Min)	11/5	13	15	28	0.0	0	2	0	1	0/0	1
2021 (Min)	17/1	3	6	9	0.0	0	0	0	0	0/0	11
2022 (Min)	3/0	0	0	0	0.0	0	0	0	0	0/0	3
Totals	31/6	16	21	37	0.0	0	2	0	1	0/0	15

SINGLE-GAME CAREER HIGHS (* - playoffs)

Tackles	6	vs. Chicago, 12/20/20	Tackles for Loss	N/A
Solo Tackles	4	vs. Jacksonville, 12/6/20	Passes Defensed	1.....2x, last at Detroit, 1/3/21
Interceptions.....	N/A		Forced Fumbles.....	N/A
Fumbles Recovered.....	N/A			

DYE'S GAME-BY-GAME											
2020	MIN	U	A	T	TFL	SK	QH	FF	FR	INT	PD
9/13	GB	0	0	0	0.0	0.0	0	0	0	0	0
9/20	@ IND	0	0	0	0.0	0.0	0	0	0	0	0
9/27	TEN					RESERVE/INJURED					
10/4	@ HOU					RESERVE/INJURED					
10/11	@ SEA					RESERVE/INJURED					
10/18	ATL					RESERVE/INJURED					
11/1	@ GB*	1	0	1	0	0.0	0	0	0	0	0
11/8	DET*	3	2	5	0	0.0	0	0	0	0	0
11/16	@ CHI	0	3	3	0	0.0	1	0	0	0	1
11/22	DAL	1	0	1	0	0.0	0	0	0	0	0
11/29	CAR*	1	2	3	0	0.0	0	0	0	0	0
12/6	JAX	4	0	4	0	0.0	0	0	0	0	0
12/13	@ TB*	1	0	1	0	0.0	0	0	0	0	0
12/20	CHI*	1	5	6	0	0.0	0	0	0	0	0
12/25	@ NO					INACTIVE					
1/3/20	@ DET	1	3	4	0	0.0	0	0	0	0	1
GP/GS: 11/5		13	15	28	0	0.0	1	0	0	0	2

2021	MIN	U	A	T	TFL	SK	QH	FF	FR	INT	PD
9/12	@ CIN	0	0	0	0	0.0	0	0	0	0	0
9/19	@ ARZ	0	0	0	0	0.0	0	0	0	0	0
9/26	SEA	0	0	0	0	0.0	0	0	0	0	0
10/3	CLE	0	0	0	0	0.0	0	0	0	0	0
10/10	DET	0	0	0	0	0.0	0	0	0	0	0
10/17	@ CAR	0	0	0	0	0.0	0	0	0	0	0
10/31	DAL	0	0	0	0	0.0	0	0	0	0	0
11/7	@ BAL	0	0	0	0	0.0	0	0	0	0	0
11/14	@ LAC	0	0	0	0	0.0	0	0	0	0	0
11/21	GB	0	0	0	0	0.0	0	0	0	0	0
11/28	@ SF	1	4	5	0	0	0	0	0	0	0
12/5	@ DET	0	0	0	0	0.0	0	0	0	0	0
12/9	PIT	0	0	0	0	0.0	0	0	0	0	0
12/20	@ CHI	0	0	0	0	0.0	0	0	0	0	0
12/26	LAR	0	0	0	0	0.0	0	0	0	0	0
1/2/22	@ GB	0	0	0	0	0.0	0	0	0	0	0
1/9/22	CHI*	2	2	4	0	0	0	0	0	0	0
GP/GS: 17/1		3	6	9	0	0.0	0	0	0	0	0

2022	MIN	U	A	T	TFL	SK	QH	FF	FR	INT	PD
9/11	GB	0	0	0	0	0.0	0	0	0	0	0
9/19	@ PHI	0	0	0	0	0.0	0	0	0	0	0
9/25	DET	0	0	0	0	0.0	0	0	0	0	0
10/2	@ NO*										
10/9	CHI										
10/16	@ MIA										
10/30	ARI										
11/6	@ WAS										
11/13	@ BUF										
11/20	DAL										
11/24	NE										
12/4	NYJ										
12/11	@ DET										
12/18	IND										
12/24	NYG										
1/1/23	@ GB										
1/8/23	@ CHI										
GP/GS: 3/0		0	0	0	0	0.0	0	0	0	0	0



BEN ELLEFSON

82

POSITION: Tight End
HEIGHT/WEIGHT: 6-3/250
DOB: 9-1-96
HOMETOWN: Hawley, Minnesota

COLLEGE: North Dakota State
ACQUIRED: W (Jax) '21
NFL SEASON: 3
VIKINGS SEASON: 2

2022 GP/GS
3/1

Career GP/GS
15/5 (8/1-Min, 7/4-Jax)

Playoffs GP/GS
0/0

OFF THE FIELD

- Majored in sport management, earning degree in August 2019, playing his final season at NDSU as a graduate student.
- Wore No. 82 at NDSU and again with the Vikings.
- Joins Adam Thielen (Detroit Lakes), C.J. Ham (Duluth Denfeld), Ryan Connelly (Eden Prairie) and Travis Toivonen (Red Wing) as Minnesota native players with the Vikings in 2022.

TRANSACTIONS

- Signed as a undrafted free agent by the Jacksonville Jaguars on 4/27/20.
- Added to the Jaguars practice squad on 9/14/20.
- Activated by the Jacksonville Jaguars on 10/22/20.
- Waived by the Jacksonville Jaguars on 8/31/21.
- Signed by the Minnesota Vikings off waivers on 9/1/21.
- Placed on IR by the Minnesota Vikings on 10/28/21.

CAREER NOTES

2022 - Minnesota Vikings

- Made season debut in Week 1 vs. Green Bay, playing both offense and special team and catching one pass for two yards.
- Started his first game as a Viking and recorded career highs in receptions (2), receiving yards (24) and special teams tackles (2), vs. Detroit (9/25).

2021 - Minnesota Vikings/Jacksonville Jaguars

- Appeared in five games for the Vikings, totaling two special teams tackles.
- Placed on IR on 10/28 and activated on 1/8/22.
- Claimed by Minnesota off waivers from Jacksonville on 9/1.
- Played on both offense in special teams in Weeks 2-5.
- Inactive Week 1 at Cincinnati (9/12) and Week 6 at Carolina (10/17).

2020 - Jacksonville Jaguars

- Played in seven of the opening 11 games of his rookie season with four starts.
- Caught a 10-yard pass vs. Pittsburgh (11/22).
- Notched a 2-point conversion at LA Chargers (10/25) on a pass from Gardner Minshew, a play that gave Jacksonville a 29-22 lead but eventually lost the game.
- Spent final five weeks of season on IR.

College - North Dakota State

- Part of Bison program that went 57-3 in his four seasons playing, winning three straight FCS national titles from 2017-20 and going 45-1, claiming championships over JMU (2017, 2019) and Eastern Washington (2018).
- Named Second-Team All-America by AFCA as a senior when he had 15 catches for 199 yards and five TDs as a senior in 2019.
- Named All-Missouri Valley Football Conference First-Team as a senior and Second-Team as a junior.
- Was a Campbell Trophy semifinalist as a senior and named to the 2020 Hampshire Honor Society.
- His 16 career receiving TDs leads all Bison TEs.
- Saw action in 15 career playoff games from 2016-19, redshirting in 2015.

Prep - Hawley High School

- Standout in football and basketball at Hawley High.
- Earned All-State as a senior in football and a spot on the Minnesota Vikings All-State team.
- Left Hawley as the school's all-time leading scorer in basketball.

ELLEFSON'S REGULAR SEASON STATISTICS

Year	GP/GS	No.	RECEIVING					RUSHING				
			Yds.	Avg.	Lg.	TD	Att.	Yds.	Avg.	Lg.	TD	
2020 (JAX)	7/4	1	10	10.0	10	0	0	0	0.0	0	0	
2021 (Min)	5/0	0	0	0.0	0	0	0	0	0.0	0	0	
2022 (Min)	3/1	3	26	8.7	12	0	0	0	0.0	0	0	
Total	15/5	4	36	9.0	12	0	0	0	0.0	0	0	

SINGLE-GAME CAREER HIGHS (* - playoffs)

Receptions 2 vs. Detroit, 9/27/22 2-Point Conversion 1 at LAC, 10/25/20 (Minshew pass)
Receiving Yards 24 vs. Detroit, 9/27/22
Long Reception 12 vs. Detroit, 9/27/22
Touchdowns N/A

ELLEFSON'S GAME-BY-GAME											
2020	JAX	No.	Yds.	Avg.	Lg.	TD	No.	Yds.	Avg.	Lg.	TD
RECEIVING						RUSHING					
9/13	IND	0	0	0.0	0	0	0	0	0.0	0	0
9/20	@ TEN*	0	0	0.0	0	0	0	0	0.0	0	0
9/24	MIA	0	0	0.0	0	0	0	0	0.0	0	0
10/4	@ CIN	0	0	0.0	0	0	0	0	0.0	0	0
10/11	@ HOU	0	0	0.0	0	0	0	0	0.0	0	0
10/18	DET	0	0	0.0	0	0	0	0	0.0	0	0
10/25	@ LAC	0	0	0.0	0	0	0	0	0.0	0	0
11/8	HOU*	0	0	0.0	0	0	0	0	0.0	0	0
11/15	@ GB	0	0	0.0	0	0	0	0	0.0	0	0
11/22	PIT*	1	10	10.0	10	0	0	0	0.0	0	0
11/29	CLE*	0	0	0.0	0	0	0	0	0.0	0	0
12/6	@ MIN	Reserve/Injured									
12/13	TEN	Reserve/Injured									
12/20	@ BAL	Reserve/Injured									
12/27	CHI	Reserve/Injured									
1/3	@ IND	Reserve/Injured									
GP/GS: 7/4		1	10	10.0	10	0	0	0	0.0	0	0
2020	MIN	No.	Yds.	Avg.	Lg.	TD	No.	Yds.	Avg.	Lg.	TD
RECEIVING						RUSHING					
9/12	@ CIN	INACTIVE									
9/19	@ ARZ	0	0	0.0	0	0	0	0	0.0	0	0
9/26	SEA	0	0	0.0	0	0	0	0	0.0	0	0
10/3	CLE	0	0	0.0	0	0	0	0	0.0	0	0
10/10	DET	0	0	0.0	0	0	0	0	0.0	0	0
10/17	@ CAR	Reserve/Injured									
10/31	DAL	Reserve/Injured									
11/7	@ BAL	Reserve/Injured									
11/14	@ LAC	Reserve/Injured									
11/21	GB	Reserve/Injured									
11/28	@ SF	Reserve/Injured									
12/5	@ DET	Reserve/Injured									
12/9	PIT	Reserve/Injured									
12/20	@ CHI	Reserve/Injured									
12/26	LAR	Reserve/Injured									
1/2/22	@ GB	Reserve/Injured									
1/9/22	CHI	0	0	0.0	0	0	0	0	0.0	0	0
GP/GS 5/0		0	0	0.0	0	0	0	0	0.0	0	0

RECEIVING						RUSHING					
2022	MIN	No.	Yards	Avg.	Long	TD	No.	Yards	Avg.	Long	TD
9/11	GB	1	2	2.0	2	0	0	0	0.0	0	0
9/19	@ PHI	0	0	0.0	0	0	0	0	0.0	0	0
9/25	DET*	2	24	12.0	12	0	0	0	0.0	0	0
10/2	@ NO										
10/9	CHI										
10/16	@ MIA										
10/30	ARI										
11/6	@ WAS										
11/13	@ BUF										
11/20	DAL										
11/24	NE										
12/4	NYJ										
12/11	@ DET										
TBD	IND										
12/24	NYG										
1/1/23	@ GB										
TBD	@ CHI										
GP/GS: 3/1		3	26	8.7	12	0	0	0	0.0	0	0



AKAYLEB EVANS

21

POSITION: Cornerback
HEIGHT/WEIGHT: 6-2/198
DOB: 6-22-99
HOMETOWN: McKinney, Texas

COLLEGE: Missouri
ACQUIRED: D4 2022
NFL SEASON: R
VIKINGS SEASON: R

2022 GP/GS
3/0

Career GP/GS
3/0

Playoffs GP/GS
0/0

OFF THE FIELD

- Son of Calvin and Nita Evans.
- Earned his bachelor's degree in organizational studies from Tulsa in Spring 2021.
- Pursuing his master's degree from Missouri.
- His favorite professional athlete is LeBron James, and *Friday* is his favorite movie.
- Was a member of the Student Athlete Advisory Committee at Tulsa.
- Has two older siblings.
- Launched the Akayleb Evans Foundation in 2017 in McKinney, Texas.
- Served as the co-vice president of the Black Men's Initiative at Tulsa.

TRANSACTIONS

- Fourth-round (118th overall) pick out of Missouri in the 2022 NFL Draft, the third DB of the Vikings 2022 Draft class.

CAREER NOTES

- Played cornerback at Tulsa and Missouri.
- Earned a medical hardship in 2019 after suffering a season-ending shoulder injury (Tulsa).
- Invited to the 2022 Reese's Senior Bowl.

2022 - Minnesota Vikings

- Made NFL debut in Week 1 vs. Green Bay, playing six snaps on defense and 10 on special teams, tallying one tackle on defense.
- Saw extended time on defense, playing in 21 snaps at Philadelphia (9/19).

College - Missouri/Tulsa

- At Missouri in 2021, appeared in 11 games (eight starts) and racked up 30 tackles on the season (27 solo), in addition to six pass breakups, two forced fumbles, a tackle for a loss and an interception.
- Recorded a season-high eight tackles at Boston College (9/26/21), six of which were solo.
- Played in 21 games (15 starts) at Tulsa.
- Suffered a season-ending shoulder injury in 2019 and earned a medical hardship.
- Played in nine games (starting six) as a true freshman in 2017 and had 26 tackles and two pass breakups on the season.

College - Honors

- 2019 NFF/Oklahoma Sports Hall of Fame Player of the Year.

Prep - McKinney

- Two-year letterwinner and starter at McKinney High School, where he played cornerback.
- Tallied 48 tackles, five pass breakups and a fumble recovery in eight games as a cornerback his senior season.
- Recorded 80 tackles as a junior.
- Earned Second-Team All-District 10-6A accolades as a senior.
- Totaled 128 career tackles, including 85 solos.

EVANS' REGULAR SEASON STATISTICS

Year	GP/GS	Solo	Asst.	Total TKL	Sacks	INTs	PBU	TFL	QBH	FF/FR	ST TKL
2022 (Min)	3/0	3	0	3	0.0	0	0	0	0	0/0	0
Totals	2/0	3	0	3	0.0	0	0	0	0	0/0	0

EVANS' GAME-BY-GAME											
2022	MIN	U	A	T	TFL	SK	QH	FF	FR	INT	PD
9/11	GB	1	0	1	0	0.0	0	0	0	0	0
9/19	@ PHI	2	0	2	0	0.0	0	0	0	0	0
9/25	DET	0	0	0	0	0.0	0	0	0	0	0
10/2	@ NO*										
10/9	CHI										
10/16	@ MIA										
10/30	ARI										
11/6	@ WAS										
11/13	@ BUF										
11/20	DAL										
11/24	NE										
12/4	NYJ										
12/11	@ DET										
12/18	IND										
12/24	NYG										
1/1/23	@ GB										
1/8/23	@ CHI										
GP/GS: 3/0		3	0	3	0	0.0	0	0	0	0	0



TAY GOWAN

31

POSITION: Cornerback
HEIGHT/WEIGHT: 6-1/186
DOB: 1-7-98
HOMETOWN: Covington, Georgia

COLLEGE: UCF
ACQUIRED: PS '22
NFL SEASON: 2
VIKINGS SEASON: 1

2022 GP/GS
PS

Career GP/GS
2/0 (2/0-PHI)

Playoffs GP/GS
0/0

OFF THE FIELD

- The driving force of his decision to opt out of his final year at UCF during the COVID-19 pandemic was his daughter, Skylar, who was born prematurely at two pounds.
- Took action as a father to not risk exposing her while navigating the unknown of the virus
- Is the oldest of four children raised by Linda, a single mother who became pregnant with Tay in high school and dropped out to find work to support her family.

TRANSACTIONS

- Sixth-round pick (223rd overall) by the Arizona Cardinals in the 2021 NFL Draft.
- Acquired by Philadelphia via trade on 10/15/21.
- Waived by Philadelphia on 8/30/22.
- Signed to Minnesota's practice squad on 9/1/22.

CAREER NOTES

2022 - Minnesota Vikings

- On the team's practice squad.

2021 - Arizona Cardinals/Philadelphia Eagles

- Saw action in 76 combined snaps (44 defense, 32 special teams) with the Eagles, totaling 1 defensive tackle and 1 special teams tackle.

College - Butler Community/UCF

- Played collegiately at Central Florida (2019), Butler Community College (El Dorado, KS) (2018) and Miami (OH) (2017)
- Named second-team All-AAC by Pro Football Focus after posting 31 tackles (22 solo), 8 PDs, 2 INTs, 1 TFL and 1 FR in 2019 at UCF.
- Held opposing receivers to just 20 receptions on 50 targets and limited opposing QBs to a 26.6 passer rating when targeting him.
- Earned first-team All-Kansas Jayhawk Community College honors after posting 27 tackles (23 solo), 6 INTs (1 TD) and 4 PDs in 2018 at Butler Community College.
- Helped lead the Grizzlies to a victory in the Midwest Classic Bowl.
- Was ranked the No. 9 junior college CB.

Prep - Newton (Georgia)

- Received first-team all-state recognition after recording 15 PDs and 4 INTs as a senior.

GOWAN'S REGULAR SEASON STATISTICS

Year	GP/GS	Solo	Asst.	Total TKL	Sacks	INTs	PBU	TFL	QBH	FF/FR	ST TKL
2021 (Phi/Ar)	2/0	0	1	1	0.0	0	0	0	0	0/0	1
2022 (Min)	0/0	0	0	0	0.0	0	0	0	0	0/0	0
Totals	2/0	0	1	1	0.0	0	0	0	0	0/0	1

**C.J. HAM****30**

POSITION: Fullback
HEIGHT/WEIGHT: 5-11/250
DOB: 7-22-93
HOMETOWN: Duluth, Minnesota

COLLEGE: Augustana (SD)
ACQUIRED: UDFA '16
NFL SEASON: 6
VIKINGS SEASON: 6

2022 GP/GS
3/1

Career GP/GS
82/30

Playoffs GP/GS
4/1

OFF THE FIELD

- Earned degree in physical education and health in spring 2016.
- Aspires to a career in mentoring youth and working with nonprofit organizations.
- Honored his mother, Tina, during My Cause My Cleats game in 2019 with a message of support for pancreatic cancer victims. She was able to attend the game in person, a win over Detroit.
- Joined teammates and Vikings ownership in bringing a group of students to the U.S. Holocaust Memorial Museum in Washington, D.C., to grow understanding and empathy for the tragedy.
- Grandfather was a Golden Gloves boxer and a Navy veteran.
- Cousin serves in the U.S. Army.
- Wife, Stephanie, played soccer at Augustana.
- The couple has two daughters and a son.
- The couple surprised a family from the Boys & Girls Clubs with Christmas gifts and a dinner at the team's facility in December 2018 and 2019; also adopted families during the COVID-19 pandemic.
- Joins fellow Minnesota natives Adam Thielen (Detroit Lakes), Ryan Connelly (Eden Prairie) and Ben Ellefson (Hawley) on the 2022 Vikings.
- Played against Vikings WR Adam Thielen in high school and college before joining as teammates with the Vikings.

TRANSACTIONS

- Signed as an undrafted free agent by the Minnesota Vikings on 5/10/16.
- Waived by the Minnesota Vikings on 9/3/16.
- Activated from the practice squad on 12/23/16.
- Signed a four-year extension with the Minnesota Vikings on 3/17/20.

CAREER NOTES

- Paved the way for Dalvin Cook to earn three consecutive Pro Bowl berths from 2019-21.
- Named to his first career Pro Bowl in 2019 after posting career-highs in receptions (17) and receiving yards (149) and helping pave the way for Cook to rush for 1,135 yards and also earn a Pro Bowl berth.

2022 - Minnesota Vikings

- Named a captain for the 2022 season.
- Caught one pass for six yards in his season debut in Week 1 vs. Green Bay (9/11), appearing in 14 snaps on offense and 17 on special teams.
- Started and caught two passes for 15 yards, including an elusive 12-yard reception for a first down, vs. Detroit (9/25).

2021 - Minnesota Vikings

- Appeared in all 17 games with eight starts, tying his career high in receptions with 17 and rushes with seven, as well as totaling a career-high 34 rushing yards.
- Had a 27-yard reception at Baltimore (11/7).
- Had a career-long 30-yard rush at Carolina (10/17).
- Has converted three 1st downs on his six rush attempts.
- Started four of the first seven games of the season, paving the way for Dalvin Cook and Alexander Mattison to surpass 100 yards rushing in contests.

2020 - Minnesota Vikings

- Started career-high 11 games, played in 15 and saw action on career-high 404 offensive snaps.
- Helped Dalvin Cook to one of the best seasons in team history by a RB, ranking second in the NFL with 1,557 rushing yards and scoring 16 TDs on the ground, the third and second-best marks in Vikings history, respectively.
- The Vikings offense scored 55 TDs, the second-best mark in club history, and ranked No. 4 in the NFL in total offense, a 12-spot jump from 2019 and the highest ranking since 2004.
- Caught career-long 12-yard TD in win vs. Jacksonville (12/6).
- Started the season opener vs. Green Bay (9/13).
- Had career-long run of 10 yards and two special teams tackles vs. Carolina (11/29).
- Recorded an 11-yard catch vs. Tennessee (9/27).
- Caught three passes for 22 yards at Tampa Bay (12/13).
- Made two catches for 44 yards at Detroit (1/3).

2019 - Minnesota Vikings

- Named to first career Pro Bowl.
- Played in all 16 games, starting seven.
- Appeared on 354 offensive snaps, finishing the regular season with seven carries for 17 yards and a career-high 17 receptions for 149 yards.
- Had four special teams tackles on the season.
- Helped pave the way for Dalvin Cook's career-high 154 rushing yards at Green Bay (9/15).
- In his fifth career start, led a rushing attack that totaled a season-high 211 yards and three TDs vs. Oakland (9/22).
- Started his third game of the season at Chicago (9/29), establishing a new career high.
- Scored the second TD and first receiving TD of his career at Detroit (10/20) on a 5-yard TD pass from Kirk Cousins. Also set career highs with a long rush of nine yards and nine total rushing yards with a 9-yard rumble on 3rd-and-short.
- Started his fourth game of the season at Kansas City (11/3), catching a then-career-long 32-yard pass.
- Started at Seattle (12/2), had a career-long 36-yard reception.
- Rushed one time for three yards and made one special teams tackle in the Wild Card win at New Orleans (1/5/20).
- Made his first career postseason start in the Divisional game at San Francisco (1/11/20).

2018 - Minnesota Vikings

- Played in 15 games in his second season, starting two.
- Named the Minnesota Vikings 2018 Special Teams Player of the Year after recording seven special teams tackles on the season.
- Finished the season with six carries for eight yards and 11 receptions for 85 yards.
- Carried the ball for five yards and a first down to keep a 4th-quarter scoring drive alive at Green Bay (9/16).
- Caught career-best five passes for 47 yards vs. Buffalo (9/23).
- Made his first start of the 2018 season vs. New Orleans (10/28).
- Played his 25th career game vs. Detroit (11/4), appearing on offense and wrapping up one special teams tackle.
- At Detroit (12/23), started his second game of the season before exiting with an elbow injury.

2017 - Minnesota Vikings

- Appeared in all 16 regular-season games and two playoff games as the only FB on roster.
- Totaled 81 yards from scrimmage on 14 touches (7 receptions, 7 rushes) on the season.
- Saw his first career NFL action vs. New Orleans (9/11), appearing on nine plays on offense and 18 on special teams.
- Scored 1-yard TD on his first career rushing attempt at Pittsburgh (9/17).
- Contributed on offense with his first NFL reception (12 yards) and added one special teams tackle vs. Tampa Bay (9/24).
- Hauled in a 12-yard pass vs. Baltimore (10/22), tying a career long and added a career-best three special teams tackles.
- Contributed on offense and special teams vs. Cleveland (10/29) at Twickenham Stadium in London, England, as a part of the NFL's International Series.
- Posted one special teams tackle at Detroit (11/23) on Thanksgiving Day.
- Had a 12-yard catch and added a key 1-yard rush on third down, as well as corralling two special teams tackles at Atlanta (12/3).
- Made first career start vs. Cincinnati (12/17) and made one special teams tackle as the Vikings clinched the NFC North title.
- Appeared in his first career playoff game, vs. New Orleans (1/14/18) in the Divisional Round, recording a 7-yard run as the Vikings clinched a berth in the NFC title game.
- Played on offense and special teams in the NFC Championship Game at Philadelphia (1/21/18).

2016 - Minnesota Vikings

- Signed following a rookie minicamp tryout as an undrafted free agent, going through training camp and preseason with the team. Was released in final roster cuts but came back to club on practice squad.
- Joined the Vikings practice squad on 9/4.
- Elevated to the Vikings 53-man roster on 12/23 and was active, but did not play, at Green Bay (12/24).
- Inactive vs. Chicago (1/1/17).

College - Augustana (SD)

- Played at Division II Augustana College in Sioux Falls, South Dakota, helping the Vikings advance to the NCAA playoffs, and led the Northern Sun Conference in rushing yards and TDs.
- Notched career-high 1,097 rushing yards as a senior and 16 TDs, matching the school record for rushing TDs, and becoming only fourth Augustana RB to top the 1,000-yard plateau.
- Started all 12 games as a senior and had career-high 160 yards on the ground against Southwest Minnesota State.
- Ran for 2,662 yards in his career and 29 rushing TDs along with 96 catches for 949 yards and six TDs in 43 career games.
- Played in NSIC along with fellow Viking WR Adam Thielen.

Prep - Denfeld

- Twice named all-conference and rushed for more than 1,800 yards combined as a junior and senior at Duluth Denfeld H.S.
- Also starred in track and field.
- Played in the Minnesota High School All-Star football game.

HAM'S REGULAR SEASON STATISTICS												
Year	GP/GS	RUSHING					RECEIVING					
		Att.	Yds.	Avg.	Lg.	TD	No.	Yds.	Avg.	Lg.	TD	ST TKL
2016 (Min)	0/0	0	0	0.0	0	0	0	0	0.0	0	0	0
2017 (Min)	16/1	7	13	1.9	3	1	7	68	9.7	12	0	15
2018 (Min)	15/2	6	8	1.3	5	0	11	85	7.7	17	0	7
2019 (Min)	16/7	7	17	2.4	9	0	17	149	8.8	36	1	3
2020 (Min)	15/11	5	18	3.6	10	0	8	97	12.1	12t	1	6
2021 (Min)	17/9	7	34	4.9	30	0	17	125	7.4	27	0	0
2022 (Min)	3/1	0	0	0.0	0	0	3	21	7.0	12	0	0
Total	82/30	32	90	2.8	30	1	63	545	8.7	36	2	30

KICKOFF RETURNS					
Year	KOR	Yds.	Avg.	Lg.	TD
2016 (Min)	0	0	0.0	0	0
2017 (Min)	0	0	0.0	0	0
2018 (Min)	0	0	0.0	0	0
2019 (Min)	2	33	16.5	17	0
2020 (Min)	2	31	15.5	20	0
2021 (Min)	0	0	0.0	0	0
Total	4	64	16.0	20	0

HAM'S POSTSEASON STATISTICS												
Year	GP/GS	RUSHING					RECEIVING					
		Att.	Yds.	Avg.	Lg.	TD	No.	Yds.	Avg.	Lg.	TD	ST TKL
2017 (Min)	2/0	1	7	7.0	7	0	0	0	0.0	0	0	1
2019 (Min)	2/1	1	3	3.0	3	0	0	0	0.0	0	0	1
Playoffs	4/1	2	10	5.0	7	0	0	0	0.0	0	0	2

SINGLE-GAME CAREER HIGHS (* - playoffs)									
Rushing Attempts3.....	vs. LA Rams, 11/19/17	Receptions5.....	vs. Buffalo, 9/23/18				
Rushing Yards10.....	vs. Carolina, 11/29/20	Long Reception36.....	at Seattle, 12/2/19				
Long Rush10.....	vs. Carolina, 11/29/20	Receiving TD1.....2x, last vs. Jacksonville, 12/6/20				
Rushing TD1.....	at Pittsburgh, 9/17/17	Receiving Yards47.....	vs. Buffalo, 9/23/18				
ST Tackles3.....	vs. Baltimore, 10/22/17							

HAM'S TOUCHDOWNS	
GAMEPLAY
at Pittsburgh, 9/17/171 rush
at Detroit, 10/20/195 pass from K. Cousins
vs. Jacksonville, 12/6/2012 pass from K. Cousins
Total	3 (1 rushing, 2 receiving)

HAM'S GAME-BY-GAME												
2017	MIN	RUSHING					RECEIVING					
		Att.	Yards	Avg.	Long	TD	No.	Yards	Avg.	Long	TD	
9/11	NO	0	0	0.0	0	0	0	0	0.0	0	0	
9/17	@ PIT	1	1	1.0	1	1	0	0	0.0	0	0	
9/24	TB	0	0	0.0	0	0	1	12	12.0	12	0	
10/1	DET	0	0	0.0	0	0	0	0	0.0	0	0	
10/9	@ CHI	1	0	0.0	0	0	1	11	11.0	11	0	
10/15	GB	0	0	0.0	0	0	0	0	0.0	0	0	
10/22	BAL	0	0	0.0	0	0	1	12	12.0	12	0	
10/29	@ CLE	0	0	0.0	0	0	0	0	0.0	0	0	
11/12	@ WAS	1	3	3.0	3	0	0	0	0.0	0	0	
11/19	LAR	3	8	2.7	3	0	0	0	0.0	0	0	
11/23	@ DET	0	0	0.0	0	0	0	0	0.0	0	0	
12/3	@ ATL	1	1	1.0	1	0	1	12	12.0	12	0	
12/10	@ CAR	0	0	0.0	0	0	1	9	9.0	9	0	
12/17	CIN*	0	0	0.0	0	0	1	6	6.0	6	0	
12/23	@ GB	0	0	0.0	0	0	0	0	0.0	0	0	
12/31	CHI	0	0	0.0	0	0	1	6	6.0	6	0	
GP/GS: 16/1		7	13	2.0	3	1	7	68	9.7	12	0	

2017 Playoffs		RUSHING					RECEIVING				
		Att.	Yards	Avg.	Long	TD	No.	Yards	Avg.	Long	TD
1/14/18	NO	1	7	7.0	7	0	0	0	0.0	0	0
1/21/18	@ PHI	0	0	0.0	0	0	0	0	0.0	0	0
GP/GS: 2/0		1	7	7.0	7	0	0	0	0.0	0	0

2018	MIN	RUSHING					RECEIVING				
		Att.	Yards	Avg.	Long	TD	No.	Yards	Avg.	Long	TD
9/9	SF	0	0	0.0	0	0	0	0	0.0	0	0
9/16	@ GB	1	5	5.0	5	0	0	0	0.0	0	0
9/23	BUF	0	0	0.0	0	0	5	47	9.4	17	0
9/27	@ LAR	0	0	0.0	0	0	2	7	3.5	6	0
10/7	@ PHI	0	0	0.0	0	0	1	7	7.0	7	0
10/14	ARI	1	1	1.0	1	0	0	0	0.0	0	0
10/21	@ NYJ	0	0	0.0	0	0	0	0	0.0	0	0
10/28	NO*	2	1	0.5	1	0	0	0	0.0	0	0
11/4	DET	0	0	0.0	0	0	0	0	0.0	0	0
11/18	@ CHI	0	0	0.0	0	0	0	0	0.0	0	0
11/25	GB	1	0	0.0	0	0	1	13	13.0	13	0
12/2	@ NE	0	0	0.0	0	0	2	11	5.5	6	0
12/10	@ SEA	0	0	0.0	0	0	0	0	0.0	0	0
12/16	MIA	0	0	0.0	0	0	0	0	0.0	0	0
12/23	@ DET*	1	1	1.0	1	0	0	0	0.0	0	0
12/30	CHI	INACTIVE									
GP/GS: 15/2		6	8	1.3	5	0	11	85	7.7	17	0

2019	MIN	RUSHING					RECEIVING				
		Att.	Yards	Avg.	Long	TD	No.	Yards	Avg.	Long	TD
9/8	ATL*	0	0	0.0	0	0	0	0	0.0	0	0
9/15	@ GB	0	0	0.0	0	0	0	0	0.0	0	0
9/22	OAK*	0	0	0.0	0	0	1	0	0.0	0	0
9/29	@ CHI*	0	0	0.0	0	0	3	10	3.3	4	0
10/6	@ NYG	0	0	0.0	0	0	1	-1	-1.0	-1	0
10/13	PHI	0	0	0.0	0	0	0	0	0.0	0	0
10/20	@ DET	1	9	9.0	9	0	1	5	5.0	5	1
10/24	WAS	0	0	0.0	0	0	0	0	0.0	0	0
11/3	@ KC*	0	0	0.0	0	0	2	37	18.5	32	0
11/10	@ DAL	1	-1	-1.0	-1	0	0	0	0.0	0	0
11/17	DEN*	1	0	0.0	0	0	1	6	6.0	6	0
12/2	@ SEA*	0	0	0.0	0	0	2	42	21.0	36	0
12/8	DET	1	0	0.0	0	0	1	25	25.0	25	0
12/15	@ LAC	1	5	5.0	5	0	3	13	4.3	10	0
12/23	GB*	0	0	0.0	0	0	2	12	6.0	7	0
12/29	CHI	2	4	2.0	3	0	0	0	0.0	0	0
GP/GS: 16/7		7	17	2.4	9	0	17	149	8.8	36	1

2019 Playoffs		RUSHING					RECEIVING				
		Att.	Yards	Avg.	Long	TD	No.	Yards	Avg.	Long	TD
1/5/20	@ NO	1	3	3.0	3	0	0	0	0.0	0	0
1/11/20	@ SF*	0	0	0.0	0	0	0	0	0.0	0	0
GP/GS: 2/1		1	3	3.0	3	0	0	0	0.0	0	0

2020	MIN	RUSHING					RECEIVING				
		Att.	Yards	Avg.	Long	TD	No.	Yards	Avg.	Long	TD
9/13	GB*	0	0	0.0	0	0	0	0	0.0	0	0
9/20	@ IND	1	4	4.0	4	0	0	0	0	0	0
9/27	TEN*	0	0	0.0	0	0	1	11	11.0	11	0
10/4	@ HOU*	1	2	2.0	2	0	0	0	0.0	0	0
10/11	@ SEA	0	0	0.0	0	0	0	0	0.0	0	0
10/18	ATL	0	0	0.0	0	0	0	0	0.0	0	0
11/1	@ GB*	1	2	2.0	2	0	0	0	0.0	0	0
11/8	DET*	0	0	0.0	0	0	0	0	0.0	0	0
11/16	@ CHI*	0	0	0.0	0	0	1	8	8.0	8	0
11/22	DAL	0	0	0.0	0	0	0	0	0.0	0	0
11/29	CAR*	1	10	10.0	10	0	0	0	0.0	0	0
12/6	JAX*	0	0	0.0	0	0	1	12	12.0	12t	1
12/13	@ TB*	1	0	0.0	0	0	3	22	7.3	9	0
12/20	CHI*	0	0	0.0	0	0	0	0	0.0	0	0
12/25	@ NO	INACTIVE									
1/3	@ DET*	0	0	0.0	0	0	2	44	22.0	30	0
GP/GS: 15/11		5	18	3.6	10	0	8	97	12.1	30	1

2021	MIN	RUSHING					RECEIVING				
		Att.	Yards	Avg.	Long	TD	No.	Yards	Avg.	Long	TD
9/12	@ CIN*	0	0	0.0	0	0	2	9	4.5	6	0
9/19	@ ARZ	0	0	0.0	0	0	0	0	0.0	0	0
9/26	SEA*	2	2	1.0	2	0	0	0	0.0	0	0
10/3	CLE*	1	1	1.0	1	0	0	0	0.0	0	0
10/10	DET	1	1	1.0	1	0	1	14	14.0	14	0
10/17	@ CAR*	1	30	30.0	30	0	0	0	0.0	0	0
10/31	DAL	1	0	0.0	0	0	3	3	1.0	9	0
11/7	@ BAL*	0	0	0.0	0	0	1	27	27.0	27	0
11/14	@ LAC	0	0	0.0	0	0	3	13	4.3	7	0
11/21	GB	1	0	0.0	0	0	0	0	0.0	0	0
11/28	@ SF	0	0	0.0	0	0	1	16	16.0	16	0
12/5	@ DET	0	0	0.0	0	0	1	19	19.0	19	0
12/9	PIT	0	0	0.0	0	0	0	0	0.0	0	0
12/20	@ CHI*	0	0	0.0	0	0	1	3	3.0	3	0
12/26	LAR*	0	0	0.0	0	0	2	13	6.5	9	0
1/2/22	@ GB*	0	0	0.0	0	0	1	1	1.0	1	0
1/9/22	CHI	0	0	0.0	0	0	1	7	7.0	7	0
GP/GS: 17/8		7	34	4.9	30	0	17	125	7.4	27	0

2022	MIN	RUSHING					RECEIVING				
		Att.	Yards	Avg.	Long	TD	No.	Yards	Avg.	Long	TD
9/11	GB	0	0	0.0	0	0	1	6	6.0	6	0
9/19	@ PHI	0	0	0.0	0	0	0	0	0.0	0	0
9/25	DET*	0	0	0.0	0	0	2	15	7.5	12	0
10/2	@ NO										
10/9	CHI										
10/16	@ MIA										
10/30	ARI										
11/6	@ WAS										
11/13	@ BUF										
11/20	DAL										
11/24	NE										
12/4	NYJ										
12/11	@ DET										
TBD	IND										
12/24	NYG										
1/1/23	@ GB										
TBD	@ CHI										
GP/GS: 3/1		0	0	0.0	0	0	3	21	7.0	12	0



THOMAS HENNIGAN

89

POSITION: Wide Receiver

HEIGHT/WEIGHT: 6-1/210

DOB: 8-18-98

HOMETOWN: Greensboro, North Carolina

COLLEGE: Appalachian State

ACQUIRED: UDFA '22

NFL SEASON: R

VIKINGS SEASON: 1

2022 GP/GS
IR

Career GP/GS
0/0

Playoffs GP/GS
0/0

OFF THE FIELD

- Full name is Thomas Joseph Hennigan.
- Son of Joe and Lisa Hennigan.
- Born Aug. 18, 1998.
- Has three siblings: two sisters, Mary Catharine and Elizabeth, and a brother, Peter, an App State teammate during Thomas' final two seasons.

TRANSACTIONS

- Signed by the Minnesota Vikings as an UDFA in 2022.
- Placed on Reserve/Injured on 8/18/22.

CAREER NOTES

- Ended career with App State record for career catches (242) while ranking No. 2 in career receiving yards (3,124) and No. 4 in career receiving TDs (23).

2022 - Minnesota Vikings

- Began the 2022 season on Reserve/Injured.

College - Appalachian State


- Ended career with FBS-record 65 starts in his career and tied for App State record with 66 career games (only non-start came against Georgia State in 2020 while dealing with a months-long hamstring injury).
- An opening-game starter as a true freshman in 2017, helped App State go 52-14 with three Sun Belt titles (2017-19), an additional Sun Belt East Division title (2021) and four bowl wins (2017-20).
- Sun Belt's "Best Hands" from Street & Smith; had 31 career contested catches, including 13 in 2019 and "You Got Mossed" recognition from ESPN for a leaping, 39-yard grab in coverage against North Texas in the 2020 Myrtle Beach Bowl.
- Academic All-American (Second Team) following 2020 season.
- Received All-Sun Belt recognition in four of his five seasons.
- His high school, Northwest Guilford, was mascot was nicknamed the Vikings.
- Played with Raiders 2022 UDFA WR Tre Turner in high school.

Prep - Northwest Guilford

- Named to North Carolina's All-Decade Team for the 2010s by HighSchoolOT.com.
- Rated a three-star prospect by Scout.com and 247Sports.
- Named a Shrine Bowl Captain as a senior.
- A three-time all-area and all-conference selection at multiple positions.
- Had over 3,000 receiving yards and 221 catches for his career.
- Over 1,500 rushing yards and 500 passing yards at Northwest Guilford High School.
- Had 50 total TDs in his career.
- Also an all-conference selection in basketball

HENNIGAN'S REGULAR SEASON STATISTICS

Year	GP/GS	RECEIVING						RUSHING					
		No.	Yds.	Avg.	Lg.	TD	Att.	Yds.	Avg.	Lg.	TD	ST	TKL
2022 (Min)	IR	0	0	0.0	0	0	0	0	0.0	0	0		0
Total	IR	0	0	0.0	0	0	0	0	0.0	0	0		0



JORDAN HICKS

58

POSITION: Linebacker
HEIGHT/WEIGHT: 6-1/236
DOB: 6-27-92
HOMETOWN: Cincinnati, Ohio

COLLEGE: Texas
ACQUIRED: FA '22
NFL SEASON: 8
VIKINGS SEASON: 1

2022 GP/GS
3/3

Career GP/GS
95/92 (3/3-MIN, 49/49 - ARI, 43/40-PHI)

Playoffs GP/GS
3/2

OFF THE FIELD

- Launched TopTier Wealth Management in 2018, a financial management firm that aides professional athletes with their financial planning.
- Has two sons, Ayven and Lukah, and a daughter, Taliya, with his wife, Ivana.
- Born in Colorado Springs, Colorado, and also lived in Indiana (ages 1-6) and South Carolina (ages 6-11) before moving to Ohio.

TRANSACTIONS

- Drafted in the third round (No. 84 overall) in the 2015 NFL Draft by the Philadelphia Eagles 5/1/15.
- Placed on IR by the Philadelphia Eagles on 11/9/15.
- Placed on IR by the Philadelphia Eagles on 10/31/17.
- Signed with the Arizona Cardinals on 3/15/19.
- Released by the Arizona Cardinals on 3/9/22.
- Signed by the Minnesota Vikings on 3/17/22.

CAREER NOTES

2022 - Minnesota Vikings

- Made his Vikings debut against Green Bay and tallied 14 total tackles, 1.0 sack and a forced fumble (9/11).
- His 14 total tackles on the day tied a career-high (9/11).
- Notched the 12th interception of his career, which leads all linebackers since 2015, when he entered the league (9/19).
- Tallied his third career game with 14 total tackles, his single-game career-high. Also had one pass defended (9/25).

2021 - Arizona Cardinals

- Named a team captain for the second consecutive season and started every game for the third consecutive season.
- One of only two players in the NFL (MIN's Eric Kendricks) to record 100+ tackles and 4.0+ sacks on the season.
- Recipient of the Steve Schoenfeld Media Good Guy Award, which is voted on by the Arizona PFWA chapter.
- Tallied a career-high 4.0 sacks while adding 116 tackles (75 solo), seven tackles for loss, five QB hits, five passes defended, one forced fumble and two fumble recoveries.

2020 - Arizona Cardinals

- Named a team captain for the first time in his career and started all 16 games for the second consecutive season.
- Totalled a team-high 118 tackles, a career-high-tying 11 tackles for loss and one INT.

2019 - Arizona Cardinals

- Started all 16 games for the second time in his career and totaled a career-high 150 tackles, 11 tackles for loss, 1.5 sacks, three INTs, two forced fumbles and a fumble recovery.
- Ranked third in the NFL in tackles and tied for the league lead with a franchise-record nine games with 10+ tackles.
- Played all 1,132 of the Cardinals defensive snaps, which led all NFL defenders.

2018 - Philadelphia Eagles

- Started 12 games and appeared in both postseason contests (one start).
- Recorded 89 tackles, a career-high 3.0 sacks, six QB hits, five tackles for loss, five passes defended and a fumble recovery in the regular season.
- Had a team-high seven tackles, a career-high 1.5 sacks, a tackle for loss, two QB hits and a pass defended vs. Atl (9/6).

2017 - Philadelphia Eagles

- Started the first seven games and had 28 tackles and a fumble recovery before an Achilles injury ended his season.

2016 - Philadelphia Eagles

- Started all 16 games in his second NFL season and set career highs in tackles (95), INTs (five) and passes defended (11).
- Led all NFL LBs and tied for fifth in the NFL with five INTs; league's only non-DB with at least five INTs and the most by a non-DB for the Eagles since 1974 (Bill Bergey, five).
- Joined Rams Alex Ogletree (11) as the NFL's only ILBs with at least 11 passes defended.
- With six total takeaways in 2016 (five INT, one FR), Hicks became the first NFL LB to record 11+ takeaways in their first 24 career games since Hall of Famer Jack Ham (1971-72)

2015 - Philadelphia Eagles

- Appeared in eight games (five starts) during his rookie campaign, collecting 54 tackles, a sack, two INTs (one returned for a TD), three passes defended, a career-high three fumble recoveries, a forced fumble and a special teams tackle.

- Saw his first career action on defense, totaling seven tackles and dropping Tony Romo for a sack-fumble in the third quarter vs. Dal (9/20).
- Made his first career start and totaled 14 tackles while adding his first career INT and recovered his first career fumble @ NYJ (9/27).

College - Texas

- A five-year LB who appeared in 45 career games (28 starts), recording 299 tackles (148 solo), 24 tackles for loss, 5.5 sacks, two INTs, seven passes defended and a fumble recovery.
- As a senior in 2014, Hicks started all 13 games at weakside LB and was named a second-team All-American selection by the Walter Camp Football Foundation and the Football Writers Association of America (FWAA).
- Second Team All-Big 12 selection by *The Associated Press* and the coaches
- Was a First-Team Academic All-Big 12 choice.
- Led the team with a career-high 147 tackles, which tied for seventh on the UT all-time single-season list and was the most since Winfred Tubbs tallied 157 in 1992.

Prep - Lakota West High School

- Attended Lakota West (Cincinnati, Ohio) High School where he was a prep All-American, two-time First-Team All-State, all-county and all-district selection at LB.
- Named the Butkus Award winner as the nation's top LB and Gatorade's Ohio High School Player of the Year as a senior in 2009.
- Also named a *USA TODAY*, EA Sports and PARADE First-Team All-American selection that year.
- Posted 216 tackles, 8.5 sacks, 36 TFL, three forced fumbles, four INTs, 10 PBUs and a TD over his final three seasons.
- Also lettered in basketball and set district records for most varsity basketball games played (87) and total steals (170).

HICKS' REGULAR SEASON STATISTICS

Year	GP/GS	Solo	Asst.	Total TKL	Sacks	INTs	PD	TFL	QBH	FF/FR	ST TKL
2015 (Phi)	8/5	43	7	50	1.0	2 (67)	3	1	1	1/3	1
2016 (Phi)	16/16	58	27	85	1.0	5 (41)	11	6	5	0/1	0
2017 (Phi)	7/7	19	9	28	0.0	0	0	0	2	0/1	0
2018 (Phi)	12/12	61	30	91	3.0	0	5	5	6	0/1	0
2019 (Ari)	16/16	93	57	150	1.5	3 (64)	6	11	7	2/1	0
2020 (Ari)	16/16	78	40	118	0.0	1 (6)	4	11	1	0/0	0
2021 (Ari)	17/17	75	51	116	4.0	0	5	7	1	1/2	0
2022 (Min)	3/3	22	9	31	1.0	1 (19)	2	0	1	1/0	0
Total	95/92	449	220	669	11.5	12 (197)	36	41	28	5/9	1

HICKS' POSTSEASON STATISTICS

Year	GP/GS	Solo	Asst.	Total TKL	Sacks	INTs	PD	TFL	QBH	FF/FR	ST TKL
2018 (Phi)	2/1	9	3	12	0.0	0	0	1	0	0/0	0
2021 (Ari)	1/1	2	6	8	0.0	0	0	0	0	0/0	0
Total	3/2	11	9	20	0.0	0	0	1	0	0/0	0

SINGLE-GAME CAREER HIGHS (* - playoffs)

Tackles14..... 2x, last vs. Green Bay, 9/12/22 Interceptions 2 vs. Dallas, 1/1/2017
Solo Tackles10..... vs. New York, 10/19/15 Forced Fumble 2 vs. Seattle, 9/29/21
Tackles For Loss3 2x, last at Carolina, 10/4/20 Fumble Recovery 2 at San Francisco, 11/7/21
Sacks2.0 at Cleveland, 10/17/21 Pass Defended 2 5x, last vs. Indianapolis, 9/23/18

HICKS' GAME-BY-GAME (*STARTS)

2015	PHI	U	A	T	TFL	SK	QH	FF	FR	INT	PD
9/14	@ ATL	0	0	0	0	0.0	0	0	0	0	0
9/20	DAL	7	0	7	0	1.0	1	1	0	0	0
9/27	@ NYJ*	9	1	10	0	0.0	0	0	1 (11)	1	1
10/4	@ WAS	3	3	6	0	0.0	0	0	1	0	0
10/11	NO*	2	2	4	0	0.0	0	0	1	0	1
10/19	NYG*	10	0	10	1	0.0	0	0	0	0	0
10/25	@ CAR*	6	0	6	0	0.0	0	0	0	0	0
11/8	@ DAL*	6	1	7	0	0.0	0	0	0	1 (67)	1
11/15	MIA										
11/22	TB										
11/26	@ DET										
12/6	@ NE										
12/13	BUF										
12/20	ARI										
12/26	WAS										
1/3	@ NYG										
GP/GS: 8/5		43	7	50	1	1.0	1	1	3	2	3

2016	PHI	U	A	T	TFL	SK	QH	FF	FR	INT	PD
9/11	CLE*	4	0	4	0	0.0	0	0	0	0	1
9/19	@ CHI*	1	0	1	0	0.0	0	0	1	0	0
9/25	PIT*	2	1	3	0	0.0	1	0	0	0	2
10/9	@ DET*	2	3	5	0	0.0	0	0	0	0	0
10/16	@ WAS*	3	4	7	2	0.0	0	0	0	0	0
10/23	MIN*	8	3	11	3	1.0	2	0	0	0	2
10/30	@ DAL*	4	2	6	0	0.0	1	0	0	1	1
11/6	@ NYG*	5	2	7	0	0.0	0	0	0	1	2
11/13	ATL*	2	1	3	0	0.0	0	0	0	0	0
11/20	@ SEA*	4	2	6	0	0.0	0	0	0	0	0
11/28	GB*	7	2	9	0	0.0	1	0	0	0	0
12/4	@ CIN*	2	1	3	0	0.0	0	0	0	0	0
12/11	WAS*	2	1	3	0	0.0	0	0	0	0	0
12/18	@ BAL*	3	2	5	1	0.0	0	0	0	1	1
12/22	NYG*	4	3	7	0	0.0	0	0	0	0	0
1/1	DAL*	5	0	5	0	0.0	0	0	0	2	2
GP/GS: 16/16		58	27	85	6	1.0	5	0	1	5	11

2017	PHI	U	A	T	TFL	SK	QH	FF	FR	INT	PD
9/10	@ WAS	5	2	7	0	0.0	0	0	1	0	0
9/17	@ KC	1	2	3	0	0.0	2	0	0	0	0
9/24	NYG	0	1	1	0	0.0	0	0	0	0	0
10/1	@ LAC	8	1	9	0	0.0	0	0	0	0	0
10/8	ARI	3	1	4	0	0.0	0	0	0	0	0
10/12	@ CAR	2	2	4	0	0.0	0	0	0	0	0
10/23	WAS	0	0	0	0	0.0	0	0	0	0	0
10/29	SF	INACTIVE									
11/5	DEN	INJURED RESERVE									
11/19	@ DAL	INJURED RESERVE									
11/26	CHI	INJURED RESERVE									
12/3	@ SEA	INJURED RESERVE									
12/10	@ LAR	INJURED RESERVE									
12/17	@ NYG	INJURED RESERVE									
12/25	OAK	INJURED RESERVE									
12/31	DAL	INJURED RESERVE									
GP/GS: 7/7		19	9	28	0	0.0	2	0	1	0	0

2018	PHI	U	A	T	TFL	SK	QH	FF	FR	INT	PD
9/6	ATL*	5	2	7	1	1.5	2	0	0	0	1
9/16	@ TB*	6	3	9	0	0.0	0	0	1 (13)	0	0
9/23	IND*	8	0	8	0	0.0	0	0	0	0	2
9/30	@ TEN*	6	1	7	1	0.0	0	0	0	0	0
10/7	MIN*	7	2	9	1	0.0	2	0	0	0	0
10/11	@ NYG*	5	5	10	0	0.0	0	0	0	0	1
10/21	CAR*	4	4	8	1	0.0	0	0	0	0	0
10/28	@ JAX*	9	4	13	1	1.5	2	0	0	0	0
11/11	DAL*	3	4	7	0	0.0	0	0	0	0	0
11/18	@ NO*	5	2	7	0	0.0	0	0	0	0	0
11/25	NYG	INACTIVE									
12/3	WAS	INACTIVE									
12/9	@ DAL	INACTIVE									
12/16	@ LAR	INACTIVE									
12/23	HOU*	3	2	5	0	0.0	0	0	0	0	0
12/30	@ WAS*	0	1	1	0	0.0	0	0	0	0	0
GP/GS: 12/12		61	30	91	5	3.0	6	0	1	0	5

2018 Playoffs (PHI)	U	A	T	TFL	SK	QH	FF	FR	INT	PD
1/6/19 @ CHI*	3	0	3	1	0.0	0	0	0	0	0
1/13/19 @ NO	6	3	9	0	0.0	0	0	0	0	0
GP/GS: 2/1		0	0	0	0	0.0	0	0	0	0

2019	ARI	U	A	T	TFL	SK	QH	FF	FR	INT	PD
9/8	DET*	7	7	14	2	0.0	2	0	0	0	0
9/15	@ BAL*	8	3	11	0	0.0	0	0	0	0	1
9/22	CAR*	5	6	11	0	0.0	0	0	0	0	0
9/29	SEA*	8	4	12	0	0.5	1	2	0	0	0
10/6	@ CIN*	3	3	6	1	0.0	1	0	0	0	1
10/13	ATL*	4	5	9	0	0.0	0	0	0	0	0
10/20	@ NYG*	4	3	7	0	0.0	0	0	0	1 (14)	1
10/27	@ NO*	6	4	10	1	0.0	0	0	0	0	1
10/31	SF*	7	3	10	1	0.0	0	0	0	0	0
11/10	@ TB*	6	3	9	1	0.0	0	0	0	1 (2)	1
11/17	@ SF*	8	4	12	2	1.0	2	0	0	1 (48)	1
12/1	LAR*	3	2	5	0	0.0	0	0	0	0	0
12/8	PIT*	4	1	5	0	0.0	0	0	0	0	0
12/15	CLE*	9	1	10	1	0.0	0	0	0	0	0
12/22	@ SEA*	5	1	6	2	0.0	0	0	1	0	0
12/29	@ LAR*	6	7	13	0	0.0	1	0	0	0	0
GP/GS: 16/16		93	57	150	11	1.5	7	2	1	3	6

2020	ARI	U	A	T	TFL	SK	QH	FF	FR	INT	PD
9/13	@ SF*	4	2	6	1	0.0	0	0	0	0	0
9/20	WAS*	8	2	10	1	0.0	0	0	0	0	0
9/27	DET*	3	2	5	0	0.0	0	0	0	0	0
10/4	@ CAR*	8	4	12	3	0.0	0	0	0	0	0
10/11	@ NYJ*	7	2	9	0	0.0	0	0	0	0	1
10/19	@ DAL*	5	5	10	2	0.0	0	0	0	0	0
10/25	SEA*	4	3	7	0	0.0	0	0	0	0	0
11/8	MIA*	4	3	7	1	0.0	0	0	0	0	0
11/15	BUF*	5	3	8	0	0.0	0	0	0	0	0
11/19	@ SEA*	4	2	6	0	0.0	0	0	0	0	0
11/29	@ NE*	6	1	7	0	0.0	0	0	0	0	1
12/6	LAR*	5	1	6	1	0.0	0	0	0	0	0
12/13	@ NYG*	4	4	8	0	0.0	0	0	0	0	0
12/20	PHI*	5	1	6	2	0.0	0	0	0	0	0
12/26	SF*	3	3	6	0	0.0	0	0	0	0	1
1/3	@ LAR*	3	2	5	0	0.0	0	0	0	1	1
GP/GS: 16/16		93	57	150	11	1.5	7	2	1	3	6

2021	ARI	U	A	T	TFL	SK	QH	FF	FR	INT	PD
9/12	@ TEN*	3	1	4	0	0.0	0	0	0	0	0
9/19	MIN*	3	3	6	0	0.0	0	0	0	0	1
9/26	@ JAX*	7	5	12	0	1.0	1	1	0	0	1
10/3	@ LAR*	6	2	8	0	0.0	0	0	0	0	0
10/10	SF*	4	2	6	0	0.0	0	0	0	0	0
10/17	@ CLE*	4	2	6	2	2.0	2	0	0	0	0
10/24	HOU*	2	0	2	0	0.0	0	0	0	0	0
10/28	GB*	7	5	12	1	0.0	0	0	0	0	0
11/7	@ SF*	5	3	8	1	0.0	0	0	2	0	0
11/14	CAR*	8	2	10	0	0.0	0	0	0	0	1
11/21	@ SEA*	4	4	8	0	0.0	0	0	0	0	1
12/5	@ CHI*	8	4	12	2	1.0	1	0	0	0	0
12/13	LAR*	6	1	7	0	0.0	0	0	0	0	0
12/19	@ DET*	3	2	5	0	0.0	0	0	0	0	1
12/25	IND*	2	2	4	1	0.0	0	0	0	0	0
1/2	@ DAL*	1	0	1	0	0.0	0	0	0	0	0
1/9	SEA*	2	3	5	0	0.0	1	0	0	0	0
GP/GS: 17/17		75	41	116	7	4.0	5	1	2	0	5

2021 Playoffs (ARI)	U	A	T	TFL	SK	QH	FF	FR	INT	PD
1/17/22 @ LAR*	2	6	8	0	0.0	0	0	0	0	0
GP/GS: 1/1	2	6	8	0	0.0	0	0	0	0	0

2022	MIN	U	A	T	TFL	SK	QH	FF	FR	INT	PD
9/11	GB*	9	5	14	0	1.0	1	1	0	0	0
9/19	@ PHI*	3	0	3	0	0.0	0	0	0	1	1
9/25	DET*	10	4	14	0	0.0	0	0	0	0	1
10/2	@ NO										
10/9	CHI										
10/16	@ MIA										
10/30	ARI										
11/6	@ WAS										
11/13	@ BUF										
11/20	DAL										
11/24	NE										
12/4	NYJ										
12/11	@ DET										
TBD	IND										
12/24	NYG										
1/1/23	@ GB										
TBD	@ CHI										
GP/GS: 3/3		22	9	31	0	1.0	1	1	0	1	2



KYLE HINTON

68

POSITION: Guard
HEIGHT/WEIGHT: 6-2/315
DOB: 2-27-98
HOMETOWN: Peoria, Arizona

COLLEGE: Washburn
ACQUIRED: D7d (#253) '20
NFL SEASON: 2
VIKINGS SEASON: 2

2022 GP/GS
PS

Career GP/GS
0/0

Playoffs GP/GS
0/0

OFF THE FIELD

- Four-time member of the MIAA Academic Honor Roll.
- Three-time MIAA Scholar Athlete award winner.
- Majored in psychology and is interested in a career in law enforcement after football.
- Father served in the military.

TRANSACTIONS

- Drafted by the Minnesota Vikings in the seventh round (No. 253 overall) in the 2020 NFL Draft.

CAREER NOTES

2022 - Minnesota Vikings

- Began the 2022 season on the Vikings practice squad.

2021 - Minnesota Vikings

- Signed to Vikings practice squad prior to Game 1.
- Signed from Vikings practice squad to 53-man roster for regular-season finale at Detroit (1/3/21); was inactive for game.

2020 - Minnesota Vikings

- Signed from Vikings practice squad to 53-man roster for regular-season finale at Detroit (1/3), was inactive for game.
- Signed to Vikings practice squad following training camp on 9/6, spending opening 16 weeks of season there.

College - Washburn

- Started the final 34 games of his career at LT for Washburn and appeared in a total of 40 games.
- Consensus All-American following his senior season as an Ichabod and invited to participate in the NFL Players Association Collegiate Bowl all-star game.
- Earned all-region honors in 2018 and 2019. Four-time all-MIAA selection on the offensive line.
- Caught an 8-yard TD vs. Nebraska-Kearney in his final game.
- Washburn faced Bemidji State in 2016 Mineral Water Bowl.
- Finished 9th at the NCAA Indoor Championships in weight throw (35 lbs) in 2019 to earn 2nd-Team All-America.
- Holds the Washburn record for weight throw (66-5) and discus (167-3) with top 5 school marks in both events.

Prep - Liberty High School

- All-Section as a senior at Liberty High School in Peoria, Arizona.
- Earned All-District in basketball and football as a junior.
- MVP on the offensive line as a junior and the defensive line as a sophomore.
- Three-time Academic All-District selection.

HINTON'S CAREER GAMES/STARTS

Year.....	GP/GS
2020 (Min).....	0/0
2021 (Min).....	0/0
Totals	0/0
Playoffs	0/0



DANIELLE HUNTER

99

POSITION: Outside Linebacker
HEIGHT/WEIGHT: 6-5/263
DOB: 10-29-94
HOMETOWN: Katy, Texas

COLLEGE: LSU
ACQUIRED: D3 (#88) '15
NFL SEASON: 8
VIKINGS SEASON: 8

2022 GP/GS
3/3

Career GP/GS
88/59

Playoffs GP/GS
5/4

OFF THE FIELD

- Name is pronounced Duh-neal.
- Majored in sports administration at LSU.
- Son of Kimari Bonito and Ckeikh Ndiaye. His uncle is a Marine.
- Spent the first seven years of his life in Jamaica before moving to the United States when he was 8 years old.
- Has frequented community service events since arriving in Minnesota and is supportive of the Boys & Girls Clubs.
- Visited Iceland during the 2017 offseason with Kyle Rudolph and Linval Joseph as a part of the team's Viking Heritage trip.
- Enjoys flying his Inspire 1 drone.
- During 2016 NFL Draft, he announced the Vikings fourth-round pick during a community event at Mall of America.
- Enjoys motor sports and is a car and motor parts enthusiast.
- Visited the United Kingdom with K.J. Osborn in summer 2022 ahead of the Vikings International game vs. New Orleans.

TRANSACTIONS

- Drafted by the Minnesota Vikings third round (No. 88 overall) in the 2015 NFL Draft 5/2/15.
- Signed to a five-year contract extension with the Minnesota Vikings on 6/27/18.
- Placed on IR by Minnesota on 9/9/20.
- Placed on IR by the Minnesota Vikings on 11/2/21.

CAREER NOTES

Honors

- Named to PFWA's All-Pro and All-NFC teams in 2019.
- Earned consecutive Pro Bowl berths in 2018 and 2019.
- Named Second-Team All-Pro by *The Associated Press* in 2018.
- Named to the 2018 All-NFL and All-NFC teams by the PFWA.
- Named to the *Sporting News* 2018 NFL All-Pro Team.
- NFC Defensive Player of the Week - vs. Detroit (12/8/19) and vs. Detroit (11/24/18).
- Named to 2015 PFWA All-Rookie Team.

2022 - Minnesota Vikings

- Notched his first sack and pass defended on the season vs. Green Bay. Also had three total tackles on the day (9/11).

2021 - Minnesota Vikings

- Finished the season with 6.0 sacks after suffering a season-ending pec injury vs. Dallas (10/31).
- Sacked Jared Goff vs. Detroit (10/10) and had four tackles and three QB hits.
- Sacked Baker Mayfield vs. Cleveland (10/3) and totaled seven tackles.
- Recorded 3.0 sacks at Arizona (9/19), only Mario Addison (9/22/19) and Devon Kennard (9/8/19) have also sacked Kyler Murray three times in a single game.
- Played in his first game since the Divisional Round matchup at San Francisco on 1/11/20, starting at Cincinnati (9/12) in Week 1.

2020 - Minnesota Vikings

- Did not appear in any games in 2020 after suffering a season-ending injury prior during training camp.
- Placed on Reserve/Injured list on 9/9/20.

2019 - Minnesota Vikings

- Earned Pro Bowl honors for second straight season.
- Started all 16 games, tied career-high and led Minnesota with 14.5 sacks (tied for fourth in the NFL).
- Tied for ninth in the NFL with 15 TFLs in 2019.
- Tied a career high with nine total tackles at Green Bay (9/15) while notching 1.0 sack and two TFLs in his second consecutive game.
- Led the team with six QBHs and two TFLs while notching his first sack of the season vs. Atlanta (9/8) and made four tackles (three solo).
- Set the NFL record for most sacks (46.0) by a player prior to turning 25 years old with 1.0 sack vs. Philadelphia (10/13).
- Logged the ninth multi-sack game of his career with 2.0 sacks at NY Giants (10/6) and tied for the team lead with seven total tackles.
- Wrapped up 3.0 sacks vs. Detroit (12/8) in his 75th career game appearance, his second career game with 3.0 sacks or more. His first sack of the day made him the youngest NFL player since 1982 to reach 50.0 career sacks, doing so at 25 years and 40 days of age. He earned NFC Defensive Player of the Week for his efforts.
- Finished with five tackles (four solo), a career-high two FFs, one FR and 1.0 sack at LA Chargers (12/15). His strip-sack of Philip Rivers was recovered and returned for a TD by Ifeadi Odenigbo.
- Finished with 1.5 sacks in the Wild Card win at New Orleans (1/5/20), including a crucial fourth-quarter strip-sack that stalled a potential scoring drive.
- Made 1.0 sack in the Divisional Round at San Francisco (1/11/20), giving him 2.5 sacks in the 2019 playoff run.

2018 - Minnesota Vikings

- Earned Pro Bowl honors for first time in his career.
- Led the team and set career high with 14.5 sacks in 2018, the fourth-highest sack total in the NFL.
- Became the first Viking to record 14.0+ sacks since Jared Allen notched 22.0 in 2011.
- Started all 16 games for the second consecutive season.
- The first player since J.J. Watt and Khalil Mack in 2015 to record at least 70 tackles, 14.0 sacks and 20 TFLs in a season.
- Had six tackles (four solo), 1.0 sack and 2 QBHs at Green Bay (9/16).
- Extended his sack streak to four straight games by bringing down Jared Goff in the third quarter at LA Rams (9/27). Added six tackles (three solo) and four QBHs.
- Notched his fifth straight game with at least 1.0 sack at Philadelphia (10/7), catching Carson Wentz in the third quarter.
- Had three tackles (one solo), one TFL, a career-high eight QBHs, and 1.0 sack at NY Jets (10/21), his seventh consecutive game with 1.0 sack.
- Turned in the best game of his career vs. Detroit (11/4), totaling 3.5 sacks, four TFL, and nine total tackles (six solo) - all career highs - while adding seven QBHs and a 32-yard FR TD to help seal the victory in the 4th quarter. His 3.5 sacks were key for a defense that set a franchise record with 10 total sacks. Was named the NFC Defensive Player of the Week for his efforts.
- Broke his then-personal season record with 2.0 sacks vs. Miami (12/16), moving his season total to 14.5.

2017 - Minnesota Vikings

- Started all 16 games in his first full season as a starter with 49 tackles and 7.0 sacks for the league's No.1 ranked defense.
- Contributed three tackles (two solo), a FF and five QBHs vs. Cleveland (10/29) at Twickenham Stadium in London, England, as a part of the NFL's International Series.
- Recorded four solo tackles, 1.0 sack, one TFL and five QBHs at Washington (11/12), extending the Vikings streak of games with a sack to 11, dating back to 2016.
- Wrapped up his seventh sack of the season along with four tackles vs. Cincinnati (12/17) to help the Vikings win the NFC North title.
- Made four tackles (three solo) and four QBH at Green Bay (12/23) as the Vikings shut out the Packers at Lambeau for the first time ever.
- Had three tackles, four QBH and one TFL vs. Chicago (12/31) as Vikings secured the No. 1 yards allowed and scoring defense in the NFL.
- Wrapped up four tackles (two solo) and three QBH in the Vikings Divisional Round win vs. New Orleans (1/14/18).
- Totaled six tackles (five solo), two TFL, a sack and a QBH at Philadelphia (1/21/18) in NFC Championship Game.

2016 - Minnesota Vikings

- Totaled 64 tackles (34 solo), 12.5 sacks, 14 TFL, 49 QBHs, 1 FF, 1 FR and 1 PD for the NFL's 3rd-ranked defense (314.9 ypg).
- Led NFL DEs with 12.5 sacks (3rd overall in the league), becoming the youngest player in franchise history to lead the team in sacks.
- Combined with Everson Griffen (8.0) and Brian Robison (7.5) - the NFL's only DE trio with 7+ sacks each - for the 2nd-most sacks by DEs (28.0).
- Became the 2nd player in team history (Jared Allen, 2009) to produce a safety (Week 3) and return a fumble for a TD (Week 1) in the same season.
- Scored his 1st-career TD on a 24-yard fumble recovery at Tennessee (9/11) and paired with LB Eric Kendricks (77-yard INT TD) to mark the 6th time in team history TDs were scored by INT and fumble returns in a single game.
- Had 5 tackles, 1.0 TFL, 1.0 sack and 4 QBHs at Carolina (9/25), dropping Cam Newton in the end zone for the Vikings 1st safety since 12/4/2011 (Jared Allen vs. Denver) and the 1st on the road since 10/5/03 (at Atlanta).
- Matched his then-single-game career high with 2.0 sacks, totaling 7 tackles (4 solo), 2 TFL and 4 QBHs, vs. Dallas (12/1).

2015 - Minnesota Vikings

- Continued to develop throughout his rookie season, playing his best in the final month of the season.
- Was 1 of 7 Vikings rookies to start during the season.
- Ranked 2nd in the NFL for sacks by a rookie with 6.0, trailing only Washington LB Preston Smith.
- Started 1st career game vs. Kansas City (10/18) and had 1st shared sack, teaming with Shariff Floyd to sack Alex Smith.
- Had season-best 6 tackles and 1.5 sacks vs. Chicago (12/20).
- Had 3-game streak late in the regular season when he had a sack in each contest - at Arizona (12/10), vs. Chicago (12/20) and vs. NY Giants (12/27).
- Played in 1st career playoff game vs. Seattle (1/10/16), notching 4 tackles in Wild Card Playoff loss at the University of Minnesota, the coldest game in team history and the last game played in the Vikings temporary home before moving to U.S. Bank Stadium.

College - LSU

- Full-time starter for the Tigers as a sophomore and junior, playing in 38 games with 23 starts and capping his career with 23 consecutive starts.
- Had 4.5 sacks and 21.0 TFLs in his career along with 142 tackles.
- Started all 13 games as a junior.
- Led LSU with 13 tackles for loss and ranked 10th in the SEC.
- Scored lone career TD vs. Mississippi State when he picked up a QB Dak Prescott fumble and rumbled 25 yards for the score on the 1st play of the 2nd half.
- Notched career-best 12 tackles against Auburn.
- Capped college career with 9 tackles against Notre Dame in Music City Bowl.
- Started 10 of the 13 games he played as a sophomore.
- Earned 1st start in 4th game of sophomore season against Auburn and never let go of the job.
- In 1st career start, had 8 tackles against eventual National Champion runner-up Auburn.
- Played in 12 games as a freshman on special teams.

Prep - Morton Ranch

- 4-star recruit at Morton Ranch High in Katy, TX.
- Helped school earn 1st Class 5A state playoff appearance.
- Ranked as the No. 14 DE in the country by Scout as a senior.

HUNTER'S REGULAR SEASON STATISTICS											
Year	GP/GS	Solo	Asst.	Total TKL	Sacks	INTs	PD	TFL	QBH	FF/FR	ST TKL
2015 (Min)	14/1	24	10	34	6.0	0	1	10	25	1/0	5
2016 (Min)	16/0	34	30	64	12.5	0	1	14	49	1/1	2
2017 (Min)	16/16	33	16	49	7.0	0	2	12	51	1/1	0
2018 (Min)	16/16	51	24	75	14.5	0	0	26	66	0/1	0
2019 (Min)	16/16	52	24	76	14.5	0	1	16	54	3/1	0
2020 (Min)	IR	0	0	0	0.0	0	0	0	0	0/0	0
2021 (Min)	7/7	23	15	38	6.0	0	0	6	10	0/0	0
2022 (Min)	3/3	9	3	12	1.0	0	1	3	2	0/0	0
Total	88/59	226	122	348	61.5	0	6	87	257	6/4	7

HUNTER'S POSTSEASON STATISTICS											
Year	GP/GS	Solo	Asst.	Total TKL	Sacks	INTs	PD	TFL	QBH	FF/FR	ST TKL
2015 (Min)	1/0	2	2	4	0.0	0	0	0	8	0/0	0
2017 (Min)	2/2	7	3	10	1.0	0	0	2	4	0/0	0
2019 (Min)	2/2	5	5	10	2.5	0	1	1	5	1/0	0
Total	5/4	14	10	24	3.5	0	1	3	17	1/0	0

SINGLE-GAME CAREER HIGHS (* - playoffs)											
Tackles	9	2x	last at Green Bay, 9/15/19	Fumble Fumble	2				at LA Chargers, 12/15/19		
Solo Tackles	6	3x	last at Green Bay, 9/15/19	Fumble Recovery	1			4x	last at LA Chargers, 12/15/19		
Sacks	3.5		vs. Detroit, 11/4/18	QB Hurries	8			2x	last at Seattle, 12/10/18		
Tackles for Loss	4		vs. Detroit, 11/4/18								

HUNTER'S SAFETY											
GAME		PLAYER		SAFETY						PLAY	
@ Carolina, 9/25/16		Cam Newton (sack EZ)		1						24 FR	
Total				1						32 FR	
				1						2 (2 FR)	

HUNTER'S SACKS (*playoffs)											
GAME		QB		SACK						QB	
vs. Kansas City, 10/18/15		Alex Smith		0.5						at LA Rams, 9/27/18	
@ Chicago, 11/1/15		Jay Cutler		1.0						at Philadelphia, 10/7/18	
@ Oakland, 11/15/15		Derek Carr		1.0						vs. Arizona, 10/14/18	
@ Arizona, 12/10/15		Carson Palmer		1.0						at NY Jets, 10/21/18	
vs. Chicago, 12/20/15		Jay Cutler		1.5						vs. Detroit, 11/4/18	
vs. NY Giants, 12/27/15		Eli Manning		1.0						at Seattle, 12/10/18	
at Tennessee, 9/11/16		Marcus Mariota		1.0						vs. Miami, 12/16/18	
vs. Green Bay, 9/18/16		Aaron Rodgers		1.0						vs. Atlanta, 9/8/19	
at Carolina, 9/25/16		Cam Newton		1.0						at Green Bay, 9/15/19	
vs. Houston, 10/9/16		Brock Osweiler		1.0						vs. Oakland, 9/22/19	
at Washington, 11/13/16		Kirk Cousins		1.0						at NY Giants, 10/6/19	
vs. Arizona, 11/20/16		Carson Palmer		2.0						vs. Philadelphia, 10/13/19	
at Detroit, 11/24/16		Matthew Stafford		0.5						at Detroit, 10/20/19	
vs. Dallas, 12/1/16		Dak Prescott		2.0						vs. Washington, 10/24/19	
at Jacksonville, 12/11/16		Blake Bortles		1.0						at Kansas City, 11/3/19	
at Green Bay, 12/24/16		Aaron Rodgers		1.5						at Seattle, 12/2/19	
vs. Chicago, 1/1/17		Matt Barkley		0.5						vs. Detroit, 12/8/19	
vs. Detroit, 10/1/17		Matthew Stafford		2.0						at LA Chargers, 12/15/19	
vs. Baltimore, 10/22/17		Joe Flacco		1.0						vs. Green Bay, 12/23/19	
at Washington, 11/12/17		Kirk Cousins		1.0						at New Orleans, 1/5/20*	
vs. LA Rams, 11/19/17		Jared Goff		1.0						at San Francisco, 1/11/20*	
at Detroit, 11/23/17		Matthew Stafford		1.0						at Cincinnati, 9/12/21	
vs. Cincinnati, 12/17/17		Andy Dalton		1.0						at Arizona, 9/19/21	
at Philadelphia, 1/21/18*		Nick Foles		1.0						vs. Cleveland, 10/3/21	
vs. San Francisco, 9/9/18		Jimmy Garoppolo		1.0						vs. Detroit, 10/10/21	
at Green Bay, 9/16/18		Aaron Rodgers		1.0						vs. Green Bay, 9/12/22	
vs. Buffalo, 9/23/18		Josh Allen		1.0							
Total				65.0							

HUNTER'S GAME-BY-GAME (*STARTS)											
2015	MIN	U	A	T	TFL	SK	QH	FF	FR	INT	PD
9/14	@ SF	1	0	1	0	0.0	0	0	0	0	0
9/20	DET	INACTIVE									
9/27	SD	INACTIVE									
10/4	@ DEN	0	0	0	0	0.0	0	0	0	0	0
10/18	KC*	3	1	4	1	0.5	0	1	0	0	0
10/25	@ DET	0	0	0	0	0.0	2	0	0	0	0
11/1	@ CHI	1	0	1	1	1.0	4	0	0	0	0
11/8	STL	1	1	2	0	0.0	3	0	0	0	1
11/15	@ OAK	2	1	3	1	1.0	3	0	0	0	0
11/22	GB	1	2	3	1	0.0	0	0	0	0	0
11/29	@ ATL	1	0	1	1	0.0	1	0	0	0	0
12/6	SEA	3	0	3	1	0.0	0	0	0	0	0
12/10	@ AZ	3	1	4	1	1.0	2	0	0	0	0
12/20	CHI	5	1	6	2	1.5	0	0	0	0	0
12/27	NYG	2	1	3	1	1.0	7	0	0	0	0
1/3/16	@ GB	1	2	3	0	0.0	3	0	0	0	0
GP/GS: 14/1		24	10	34	10	6.0	25	1	0	0	1
2015 PLAYOFFS		U	A	T	TFL	SK	QH	FF	FR	INT	PD
1/10/16	SEA*	2	2	4	0	0.0	8	0	0	0	0
GP/GS: 14/1		2	2	4	0	0.0	8	0	0	0	0
2016	MIN	U	A	T	TFL	SK	QH	FF	FR	INT	PD
9/11	@ TEN	3	1	4	1	1.0	5	0	1	0	0
9/18	GB	3	1	4	1	1.0	2	1	0	0	0
9/25	@ CAR	1	4	5	1	1.0	4	0	0	0	0
10/3	NYG	2	0	2	0	0.0	0	0	0	0	0
10/9	HOU	1	2	3	1	1.0	7	0	0	0	1
10/23	@ PHI	3	2	5	0	0.0	0	0	0	0	0
10/31	@ CHI	1	1	2	1	0.0	0	0	0	0	0
11/6	DET	0	1	1	0	0.0	4	0	0	0	0
11/13	@ WAS	1	4	5	1	1.0	4	0	0	0	0
11/20	ARI	2	0	2	2	2.0	3	0	0	0	0
11/24	@ DET	0	2	2	0	0.5	5	0	0	0	0
12/1	DAL	4	3	7	2	2.0	4	0	0	0	0
12/11	@ JAX	5	2	7	1	1.0	3	0	0	0	0
12/18	IND	2	2	4	0	0.0	2	0	0	0	0
12/24	@ GB	5	1	6	2	1.5	4	0	0	0	0
1/1/17	CHI	1	4	5	1	0.5	2	0	0	0	0
GP/GS: 16/0		34	30	64	14	12.5	49	1	1	0	1
2017	MIN	U	A	T	TFL	SK	QH	FF	FR	INT	PD
9/11	NO*	2	0	2	0	0.0	5	0	0	0	0
9/17	@ PIT*	1	0	1	0	0.0	4	0	0	0	0
9/24	TB*	1	3	4	0	0.0	1	0	0	0	0
10/1	DET*	3	2	5	2	2.0	6	0	0	0	1
10/9	@ CHI*	2	2	4	1	0.0	4	0	0	0	1
10/15	GB*	2	0	2	1	0.0	4	0	0	0	0
10/22	BAL*	1	1	2	1	1.0	1	0	0	0	0
10/29	@ CLE*	2	1	3	0	0.0	5	1	0	0	0
11/12	@ WAS*	4	0	4	1	1.0	5	0	0	0	0
11/19	LAR*	1	2	3	1	1.0	1	0	0	0	0
11/23	@ DET*	1	0	1	1	1.0	3	0	1	0	0
12/3	@ ATL*	1	1	2	0	0.0	0	0	0	0	0
12/10	@ CAR*	4	1	5	2	0.0	1	0	0	0	0
12/17	CIN*	3	1	4	1	1.0	3	0	0	0	0
12/23	@ GB*	3	1	4	0	0.0	4	0	0	0	0
12/31	CHI*	2	1	3	1	0.0	4	0	0	0	0
GP/GS: 16/16		33	16	49	12	7.0	51	1	1	0	2
2017 Playoffs		U	A	T	TFL	SK	QH	FF	FR	INT	PD
1/14/18	NO*	2	2	4	0	0.0	3	0	0	0	0
1/21/18	@ PHI*	5	1	6	2	1.0	1	0	0	0	0
GP/GS: 2/2		7	3	10	2	1.0	4	0	0	0	0

2018	MIN	U	A	T	TFL	SK	QH	FF	FR	INT	PD
9/9	SF*	1	4	5	3	1.0	7	0	0	0	0
9/16	@ GB*	4	2	6	1	1.0	2	0	0	0	0
9/23	BUF*	3	3	6	2	1.0	3	0	0	0	0
9/27	@ LAR*	3	3	6	1	1.0	4	0	0	0	0
10/7	@ PHI*	2	0	2	2	1.0	3	0	0	0	0
10/14	ARI*	3	2	5	2	2.0	6	0	0	0	0
10/21	@ NYJ*	1	2	3	1	1.0	8	0	0	0	0
10/28	NO*	2	2	4	1	0.0	2	0	0	0	0
11/4	DET*	6	3	9	4	3.5	7	0	1	0	0
11/18	@ CHI*	5	0	5	3	0.0	3	0	0	0	0
11/25	GB*	4	1	5	1	0.0	4	0	0	0	0
12/2	@ NE*	6	0	6	0	0.0	0	0	0	0	0
12/10	@ SEA*	2	1	3	1	1.0	8	0	0	0	0
12/16	MIA*	4	1	5	3	2.0	7	0	0	0	0
12/23	@ DET*	2	0	2	1	0.0	0	0	0	0	0
12/30	CHI*	3	0	3	0	0.0	2	0	0	0	0
GP/GS: 16/16		51	24	75	26	14.5	66	0	1	0	0

2019	MIN	U	A	T	TFL	SK	QH	FF	FR	INT	PD
9/8	ATL*	3	1	4	2	1.0	6	0	0	0	0
9/15	@ GB*	6	3	9	2	1.0	3	0	0	0	0
9/22	OAK*	1	1	2	1	1.0	6	0	0	0	0
9/29	@ CHI*	5	3	8	0	0.0	5	0	0	0	0
10/6	@ NVG*	6	1	7	2	2.0	3	0	0	0	0
10/13	PHI*	2	1	3	1	1.0	4	0	0	0	0
10/20	@ DET*	3	0	3	1	1.0	5	0	0	0	1
10/24	WAS*	5	0	5	1	1.0	1	1	0	0	0
11/3	@ KC*	2	1	3	0	0.5	2	0	0	0	0
11/10	@ DAL*	2	3	5	0	0.0	7	0	0	0	0
11/17	DEN*	2	2	4	0	0.0	3	0	0	0	0
12/2	@ SEA*	2	3	5	1	1.0	1	0	0	0	0
12/8	DET*	6	1	7	3	3.0	4	0	0	0	0
12/15	@ LAC*	4	1	5	1	1.0	3	2	1	0	0
12/23	GB*	3	2	5	1	1.0	1	0	0	0	0
12/29	CHI*	0	0	0	0	0.0	0	0	0	0	0
GP/GS: 16/16		52	24	76	16	14.5	54	3	1	0	1

2019 Playoffs		U	A	T	TFL	SK	QH	FF	FR	INT	PD
1/5/20	@ NO*	2	3	5	0	1.5	3	1	0	0	1
1/11/20	@ SF*	3	2	5	1	1.0	2	0	0	0	0
GP/GS: 2/2		5	5	10	1	2.5	5	1	0	0	1

2020	MIN	U	A	T	TFL	SK	QH	FF	FR	INT	PD
9/13	GB					RESERVE/INJURED					
9/20	@ IND					RESERVE/INJURED					
9/27	TEN					RESERVE/INJURED					
10/4	@ HOU					RESERVE/INJURED					
10/11	@ SEA					RESERVE/INJURED					
10/18	ATL					RESERVE/INJURED					
11/1	@ GB					RESERVE/INJURED					
11/8	DET					RESERVE/INJURED					
11/16	@ CHI					RESERVE/INJURED					
11/22	DAL					RESERVE/INJURED					
11/29	CAR					RESERVE/INJURED					
12/6	JAX					RESERVE/INJURED					
12/13	@ TB					RESERVE/INJURED					
12/20	CHI					RESERVE/INJURED					
12/25	@ NO					RESERVE/INJURED					
1/3/20	@ DET					RESERVE/INJURED					
GP/GS: 0/0		0	0	0	0.0	0.0	0	0	0	0	0

2021	MIN	U	A	T	TFL	SK	QH	FF	FR	INT	PD
9/12	@ CIN*	3	3	6	1	1.0	1	0	0	0	0
9/19	@ ARZ*	5	2	7	3	3.0	3	0	0	0	0
9/26	SEA*	2	1	3	0	0	2	0	0	0	0
10/3	CLE*	5	2	7	1	1.0	1	0	0	0	0
10/10	DET*	2	2	4	1	1.0	3	0	0	0	0
10/17	@ CAR*	3	3	6	0	0	0	0	0	0	0
10/31	DAL*	3	2	5	0	0	0	0	0	0	0
11/7	@ BAL					RESERVE/INJURED					
11/14	@ LAC					RESERVE/INJURED					
11/21	GB					RESERVE/INJURED					
11/28	@ SF					RESERVE/INJURED					
12/5	@ DET					RESERVE/INJURED					
12/9	PIT					RESERVE/INJURED					
12/20	@ CHI					RESERVE/INJURED					
12/26	LAR					RESERVE/INJURED					
1/2/22	@ GB					RESERVE/INJURED					
1/9/22	CHI					RESERVE/INJURED					
GP/GS: 7/7		23	15	38	6	6.0	10	0	0	0	0

2022	MIN	U	A	T	TFL	SK	QH	FF	FR	INT	PD
9/11	GB*	2	1	3	1	1.0	1	0	0	0	1
9/19	@ PHI*	4	2	6	1	0.0	1	0	0	0	0
9/25	DET*	3	0	3	1	0.0	0	0	0	0	0
10/2	@ NO										
10/9	CHI										
10/16	@ MIA										
10/30	ARI										
11/6	@ WAS										
11/13	@ BUF										
11/20	DAL										
11/24	NE										
12/4	NYJ										
12/11	@ DET										
TBD	IND										
12/24	NYG										
1/1/23	@ GB										
TBD	@ CHI										
GP/GS: 3/3		9	3	12	3	1.0	2	0	0	0	1

QB HUNTER

Despite missing the entire 2020 season, Danielle Hunter ranks among the NFL's elite pass rushers since the start of 2018, ranking tied for 8th in the league with 35.0sacks in that span.

NFL SACKS 2018-21	
PLAYER, TEAM, GAMES.....	SACKS
Aaron Donald, LA Rams, 53 games	49.5
T.J. Watt, Pittsburgh, 51 games	47.5
Myles Garrett, Cleveland, 45 games	42.5
Chandler Jones, Arizona, 42 games	38.0
Danielle Hunter, Minnesota, 39 games.....	35.0
Cameron Jordan, New Orleans, 53 games	35.0
Khalil Mack, Chicago, 51 games	35.0
Za'Darius Smith, Green Bay, 49	34.5

PLAYOFF PRESSURES

Danielle Hunter posted sacks in each of the 2019 playoff games for the Vikings, giving him 3.5 career playoff sacks in only 5 games.

VIKINGS CAREER PLAYOFF SACKS	
PLAYER , CAREER PLAYOFF GAMES	SACKS
Carl Eller, 19.....	10.0
Alan Page, 18	8.0
Jim Marshall, 19	7.5
Everson Griffen, 6	4.5
Ray Edwards, 2	4.0
Chris Doleman, 10	4.0
Jared Allen, 4	4.0
Doug Sutherland, 14	3.5
Danielle Hunter, 5	3.5



ED INGRAM

67

POSITION: Guard
HEIGHT/WEIGHT: 6-3/307
DOB: 2-11-99
HOMETOWN: DeSoto, Texas

COLLEGE: LSU
ACQUIRED: D2b 2022
NFL SEASON: R
VIKINGS SEASON: R

2022 GP/GS
3/3

Career GP/GS
3/3

Playoffs GP/GS
0/0

OFF THE FIELD

- Graduated from LSU in May of 2021 with a degree in sports administration.
- Has one sister and two brothers
- Played high school football with Jaguars WR Laviska Shenault Jr.
- Loves cars

TRANSACTIONS

- Second-round (59th overall) pick out of LSU in the 2022 NFL Draft, becoming the second offensive lineman drafted by the Vikings out of LSU since Godfrey Zaunbrecher (1970, 286th overall).

CAREER NOTES

- Was teammates with WR Justin Jefferson at LSU.
- Four-year starter on the offensive line for LSU, appearing in 45 games (34 starts).
- Made 22 starts at left guard and 12 at right guard.
- Helped the 2019 LSU Tigers defeat the Clemson Tigers 42-25 to capture the first CFP National Championship in program history.

Honors

- 2021 Second-Team All-SEC (Coaches).
- Part of LSU line that was named the Joe Moore Award winner as the top unit in the nation (2019).

2022 - Minnesota Vikings

- Made his rookie debut, starting at guard against the Packers (9/11), becoming the second rookie guard to start in a season opener, joining Marcus Johnson (9/11/05).
- Part of an offensive line that allowed for WR Justin Jefferson to record a career-high 184 receiving yards (9/11).
- Helped RB Dalvin Cook and RB Alexander Mattison to rush for one touchdown each and WR Adam Thielen to tally his 50th career receiving touchdown (9/25).

College - LSU

- Appeared in 45 games, making 34 starts, at LSU.
- Was invited to participate in the Reese's Senior Bowl.
- Played and started in 11 games at left guard in 2021, logging 811 offensive snaps. Helped pave the way for 1,000-yard rusher Ty Davis-Price.
- Played in nine games (nine starts) in 2020, as one of LSU's most consistent linemen each week, rarely missing an assignment or allowing a QB pressure.
- Finished 2020 having played on 722 offensive snaps, the third-most among LSU offensive linemen.
- After sitting out all of the 2018 season, played in 12 games (two starts) in 2019 and helped pave the way for 1,000-yard rusher Clyde Edwards-Helaire and Heisman Trophy winner Joe Burrow.
- Saw action in 13 games (12 starts) in 2017, playing every snap in eight games at right guard. Helped pave the way for RB Derrius Guice's 276 yards on the ground against Ole Miss, the fifth 250-yard-plus rushing game in LSU history.

Prep - DeSoto

- One of the top offensive linemen in Texas.
- Played in the 2017 Under Armour All-America Game in Orlando, Florida.
- Member of the Texas 2016 6A-Division II State Championship team.
- Led DeSoto to a perfect 16-0 record in 2016, helping the school rack up 303 rushing yards and 525 total yards in a 38-29 win over Cibolo Steele in the championship game at AT&T Stadium.
- Rated as a four-star prospect by 247Sports, Rivals and Scout.

INGRAM'S CAREER GAMES/STARTS

Year	GP/GS
2022 (Min)	3/3
Totals	3/3



TRISHTON JACKSON

9

POSITION: Wide Receiver

HEIGHT/WEIGHT: 6-1/191

DOB: 3-9-98

HOMETOWN: West Bloomfield, Michigan

COLLEGE: Syracuse

ACQUIRED: FA '21

NFL SEASON: 2

VIKINGS SEASON: 2

2022 GP/GS
PS

Career GP/GS
0/0

Playoffs GP/GS
0/0

OFF THE FIELD

- Brother, Obbie, was a defensive back at Western Michigan.
- Cousin, Braylon Edwards, was an All-America receiver at Michigan and played nine seasons in the NFL for the Cleveland Browns (2005-09), New York Jets (2009-10, 2012-13), San Francisco 49ers (2011) and Seattle Seahawks (2012).
- Was a human development and family science major.

TRANSACTIONS

- Signed as an undrafted free agent by the Los Angeles Rams on 5/17/20.
- Waived by the Los Angeles Rams on 8/31/21.
- Added to the Minnesota Vikings practice squad on 9/2/21.

CAREER NOTES

2022 - Minnesota Vikings

- Began the 2022 season on the Vikings practice squad.

2021 - Minnesota Vikings

- Signed to the Vikings practice squad prior to Week 1, but did not get elevated throughout the season.

2020 - Los Angeles Rams

- Declared inactive in the Rams season opener vs. Dallas.

2019 - Syracuse/Michigan State

- Enrolled at Syracuse in January 2018 after playing his freshman and sophomore seasons at Michigan State.
- Sat out the 2018 regular season due to NCAA transfer rules.
- Made his Syracuse debut in the Camping World Bowl versus West Virginia and caught a touchdown.
- In his senior season, he appeared in all 12 games, starting 11 and led the Orange with 66 catches.
- Named to the All-ACC Second Team.
- Ranked No. 6 in the ACC with 1,023 receiving yards.
- Tied for fourth in the ACC and 19th nationally with 11 TD catches.
- Ranked second on the team with 1,026 all-purpose yards.
- As a sophomore at Michigan State (2017), he played in 12 games, starting four and had 12 receptions for 143 yards (11.9 avg.).
- Earned one of MSU's three "Unsung Hero" awards after catching two passes for 67 yards, including a 50-yard TD late in the season against Rutgers.

Prep - West Bloomfield

- Four-year starter for Coach Ron Bellamy at West Bloomfield in 2012-15.
- Saw action at quarterback, wide receiver, cornerback and kick returner as a senior.
- Accounted for 1,810 total yards and 23 touchdowns as a senior, while leading the Lakers to a perfect 9-0 regular season and a 9-1 overall record.
- Rated among the country's top wide receivers by Scout.com (No. 25), 247Sports.com (No. 43) and Rivals.com (No. 56).
- Named to *The Associated Press* Division 1-2 All-State First Team as a specialist.

JACKSON'S REGULAR SEASON STATISTICS

Year	GP/GS	RECEIVING					RUSHING					ST TKL
		No.	Yds.	Avg.	Lg.	TD	Att.	Yds.	Avg.	Lg.	TD	
2020 (LAR)	PS	0	0	0.0	0	0	0	0	0.0	0	0	0
2021 (Min)	PS	0	0	0.0	0	0	0	0	0.0	0	0	0
2022 (Min)	PS	0	0	0.0	0	0	0	0	0.0	0	0	0
Total	0/0	0	0	0.0	0	0	0	0	0.0	0	0	0

JACKSON'S GAME-BY-GAME STATISTICS (*STARTS)											
2022	MIN	RECEIVING					RUSHING				
		Att.	Yards	Avg.	Long	TD	No.	Yards	Avg.	Long	TD
9/11	GB							PRACTICE SQUAD			
9/19	@ PHI							PRACTICE SQUAD			
9/25	DET							PRACTICE SQUAD			
10/2	@ NO										
10/9	CHI										
10/16	@ MIA										
10/30	ARI										
11/6	@ WAS										
11/13	@ BUF										
11/20	DAL										
11/24	NE										
12/4	NYJ										
12/11	@ DET										
TBD	IND										
12/24	NYG										
1/1/23	@ GB										
TBD	@ CHI										
GP/GS: 0/0											



JUSTIN JEFFERSON

18

POSITION: Wide Receiver
HEIGHT/WEIGHT: 6-1/195
DOB: 6-16-99
HOMETOWN: St. Rose, Louisiana

COLLEGE: LSU
ACQUIRED: D1a '20
NFL SEASON: 3
VIKINGS SEASON: 3

2022 GP/GS
3/3

Career GP/GS
36/34

Playoffs GP/GS
0/0

OFF THE FIELD

- Partnered with Northside Achievement Zone to donate 100 backpacks filled with school supplies in a 2021 back-to-school event.
- Donated 10,000 masks to Children's Minnesota-St. Paul Hospital during COVID-19 pandemic.
- Majored in sport administration.
- Qualified for the Punt, Pass and Kick national championship at 9 years old, placing third.
- Brother of former LSU starters – QB Jordan Jefferson (2008-11) and New Orleans Saints DB Rickey Jefferson (2013-16). Jordan is currently coaching at Colorado State.
- Father, John, played college basketball at Nebraska Western and NE Louisiana.

TRANSACTIONS

- Selected in the first round (22nd overall) of the 2020 NFL Draft out of LSU.

CAREER NOTES

- Set the NFL record for most receiving yards in a player's first two seasons in NFL history with 3,016 receiving yards.
- Selected to the Pro Bowl and Second-Team All-Pro (AP, PFF), he was also tabbed to the PFWA All-Rookie Team and was named Offensive Rookie of the Year (PFF).
- Ranks second in NFL history among rookie WRs in the Super Bowl era with 1,400 yards.
- Ranked fourth in the NFL in 2020 with 1,400 receiving yards, and his 23 catches of 20+ yards tied for the NFL high.
- Set the franchise rookie receptions record (88), breaking the previous record of 69 set by Randy Moss in 1998.
- Became the fourth player in NFL history to record seven games with 100+ yards as a rookie, joining Harlon Hill (seven in 1954), Odell Beckham, Jr. (seven in 2014) and Bill Groman (nine in 1960). Randy Moss held previous Vikings rookie record for 100+ games with four.
- Became the fifth rookie in the Super Bowl era to record 1,000 receiving yards in a season and only the sixth rookie to total 1,000+ yards in the opening 12 games of a season.
- Is the second rookie in franchise history to surpass 1,000+ yards, joining Hall of Famer Randy Moss who set the team receiving record for rookies in 1998 with 1,313 yards.
- His seven receiving TDs on the season rank third-most in franchise history by a rookie.
- Set the franchise first-half receiving yard record against Green Bay with 158 yards on the half.

Honors

- 2020 Associated Press All-Pro Second-Team.
- 2020 PFWA All-Rookie Team.
- 2020 Pro Football Focus Offensive Rookie of the Year.
- 2021 Pro Bowl selection.
- 2021 Associated Press All-Pro Second-Team.
- 2021 Pro Football Focus All-Pro Second-Team.
- NFC Offensive Player of the Month (November 2021)
- NFC Offensive Player of the Week (Week 11, 2021)
- 2022 Pro Bowl selection.

2022 - Minnesota Vikings

- Caught a 64-yard pass from QB Kirk Cousins, marking the third-longest reception in a Vikings season opener and the longest since Randy Moss had a 66-yard catch in 2000 (9/11).
- Had a career-high 184 yards vs. Green Bay, while also catching nine passing and recording two receiving touchdowns (9/11). Now has 16 career games with 100-plus receiving yards, trailing only Cooper Kupp with 17 (9/11).
- Recorded his fifth-career game with at least 150 receiving yards and a touchdown reception, which is tied with Randy Moss and Victor Cruz for the second-most such games by a player in his first three seasons in NFL history (9/11).

2021 - Minnesota Vikings

- Started in all 17 games in the league's inaugural 17-game season. He finished the season second in the NFL in receiving yards (1,616), fourth in receptions (108) and tied for sixth in TD receptions (10). In Week 18 against the Bears, he had five receptions for 107 receiving yards and one touchdown (1/9).
- Became the only player in NFL history to post 3,000 (3,016) receiving yards in the first two seasons of a player's career and tied WR Michael Thomas for the most receptions in the first two years of a player's career with 196.
- Caught five of his nine targets, totaling 71 receiving yards, including a 34-yard reception that set up a Dalvin Cook one-yard TD run at Cincinnati (9/12).

- Totaled 65 yards and one touchdown on six receptions at Arizona (9/19).
- Became the fastest Vikings WR to reach 100 receptions, doing so in only 19 games (9/26).
- Recorded 118 receiving yards, tying for second in games with 100 or more receiving yards from 2020-21 with 8 games (9/26).
- Recorded his 10th career receiving touchdown against the Browns (10/3).
- Recorded his ninth career 100-yard receiving game against the Lions (10/10).
- Joined Vikings WR Adam Thielen and Cris Carter as the only three Vikings pass catchers to record at least five receptions in the first five games of a season (10/10).
- Had 124 receiving yards in Week 5 against Detroit, which ranks as his eighth most in his career (10/10).
- Has caught at least five passes in nine straight games, which is third-most among pass catchers in the NFL (10/17).
- Became the second-fastest player to 2,000 career receiving yards (2,032), trailing Odell Beckham, Jr. (11/7).
- Recorded his 10th career 100-yard receiving game, which ranks 10th in franchise history (11/14).
- His 104 receiving yards in the first quarter against Green Bay rank as fourth-best in team history for receiving yards in the first quarter (11/21).
- Tallied his 11th career 100-yard receiving game, tying Randy Moss (11 games) and Juju Smith-Schuster (11 games) for second-most all-time for players within their first two seasons in the NFL (11/21).
- Completed his third pass of the season to RB Dalvin Cook, which is tied for the second-most passes thrown by a player other than a quarterback in Vikings history (11/28).
- Eclipsed the 1,000-yard receiving mark on the season. His 1,000 yards receiving in 11 games are tied for the third-fewest in franchise history (11/28).
- Tied Isaac Bruce for the most games with over 160 receiving yards in a player's first two years of his career in NFL history with four (12/5).
- Reached a career-high in receptions (11) and receiving yards (182) at Detroit (12/5).
- Passed Hall of Famer Jerry Rice (2,497) for third all-time in receiving yards in a player's first two seasons in NFL history, trailing only Randy Moss (2,726) and Odell Beckham, Jr. (2,755).
- Moved into second place all-time in most 100-yard receiving games (12) within their first two seasons in the league in NFL history (12/5).
- Passed Hall of Famer Randy Moss (2,726) for most receiving yards in a player's first two seasons in NFL history, trailing only Odell Beckham, Jr. (2,755).
- Moved into second all-time in receiving yards after the first 13 games of a season in franchise history with 1,288 (12/9).
- Set the team record for most receiving yards in a five-game stretch with 656 from 11/14/21 - 12/9/21 (12/9).
- Set the NFL record for most receiving yards in a player's first two seasons in NFL history with 2,851, passing Odell Beckham, Jr. (2,755) (12/26).
- Made his 30th career start and reached the 100-reception mark on the season, becoming the fifth WR to achieve this feat in a season in franchise history (1/2).

2020 - Minnesota Vikings

- Appeared in 16 games (14 starts), set Vikings rookie receiving records for yards (1,400), receptions (88) and 100-yard games (7). He broke the 18-year-old, Super Bowl-era rookie record for receiving yards (1,400) and became just the second player in the Super Bowl era to record seven games with 100+ yards as a rookie, joining Odell Beckham Jr. (2014). His 87.5 yards per game also rank second-most by a rookie in the history of the league behind only Beckham Jr. (108.8). He finished the season with seven touchdowns.
- Selected to the Pro Bowl and Second-Team All-Pro (AP, PFF), he was also tabbed to the PFWA All-Rookie Team and named Offensive Rookie of the Year (PFF).
- Caught 20 passes for 26 yards in his NFL debut in the season opener vs. Green Bay (9/13).
- Led Vikings in first career start with 175 yards on seven receptions with a 71-yard TD vs. Tennessee (9/27).
- Posted second 100-yard game in as many weeks, catching four passes for 103 yards to become the sixth Vikings rookie WR to post back-to-back 100-yard games.
- Totaled 166 yards and two touchdowns on nine receptions vs. Atlanta (10/18), earning Pepsi Rookie of the Week honors.
- Paced the Vikings with 135 yards on eight receptions at Chicago (11/16), becoming only the second Vikings rookie in team history to record a 100-yard receiving game on MNF.
- Recorded his second game with two touchdowns as he tallied 70 yards and was one of four receivers with seven-plus catches and 60+ yards in Minnesota's comeback win vs. Carolina (11/29).
- Had nine catches for 121 yards and one TD vs. Jacksonville (12/6) in OT win.
- Became the only rookie with multiple 2-point conversions in 2020 and just the fifth in NFL history after his second 2-point conversion of 2020 at Tampa Bay (12/13). His two 2-point conversions in 2020 tied Moss' rookie team record.
- Broke the Super Bowl-era record and set a franchise record for receiving yards in a season with 1,400 after a nine-reception, 133-yard game in the season finale at Detroit (1/3).

College - LSU

- Finished LSU career ranking fifth in receptions (165), sixth in receiving yards (2,415) and third in receiving touchdowns (24).
- Had 100+ yards eight times in 2019 and 10 during his career.
- Led Tigers in receptions in 2019, and tied for the FBS lead with 111 (for 1,540 yards, 13.9 yards per catch) in 15 starts.
- Finished second in the nation to LSU teammate Ja'Marr Chase (20) with 18 receiving touchdowns as a junior.
- Led the SEC in catches, ranked second behind Chase in yards (1,540), touchdowns (18) and yards per game (102.7) in 2019.
- Semifinalist for the 2019 Biletnikoff Award.
- Tabbed 2019 Second-Team All-SEC by *The Associated Press*.
- Helped LSU to 42-25 win over Clemson in national title game with nine catches for 106 yards at the Superdome in New Orleans.
- Had a career game in LSU's 63-28 win over Oklahoma in the CFP National Semifinal, setting career highs and CFP Semifinal game

records for receptions (14), receiving yards (227), receiving yards in a half (186), and receiving touchdowns (four).

- Led LSU with seven receptions for 115 yards and one touchdown in the SEC title game against Georgia, recording a career-long 71-yard catch.
- Became 10th player in school history with more than 2,000 career receiving yards, surpassing the 1,000-yard mark for the season in the 2019 game at Ole Miss with a nine-catch, 112-yard and 2-TD performance. It was just the ninth 1,000-yard receiving season in school history.
- Made history as he caught Joe Burrow's 29th TD pass on the season for the most in a season in LSU history on an 18-yard TD in the third quarter at Mississippi State.
- Emerged as LSU's top WR in 2018, leading team in receptions (54), yards (875) and touchdowns (six) through 13 games with 12 ties.

Prep - Destrehan

- Rated as a three-star prospect by 247Sports and Scout as a WR at Destrehan High School.
- Recorded 44 receptions for 956 yards and nine touchdowns as a senior.
- Excelled in track and field in high school.

JEFFERSON'S REGULAR SEASON STATISTICS

Year	GP/GS	RECEIVING					RUSHING					
		No.	Yds.	Avg.	Lg.	TD	Att.	Yds.	Avg.	Lg.	TD	ST TKL
2020 (Min)	16/14	88	1,400	15.9	71t	7	1	2	2.0	2	0	0
2021 (Min)	17/17	108	1,616	15.0	71t	10	6	14	2.3	11	0	0
2022 (Min)	3/3	18	246	13.7	64	2	0	0	0.0	0	0	0
Total	36/34	214	3,262	15.2	71t	19	7	16	2.3	11	0	0

SINGLE-GAME CAREER HIGHS (* - playoffs)

Receptions11.....	at Detroit, 12/5/21	Rushes1.....	4x, last vs Green Bay, 11/21/21
Receiving Yards184.....	vs. Green Bay, 9/12/22	Rushing Yards 11	at Baltimore, 11/7/21
Long Reception71t.....	vs. Tennessee, 9/27/20	Long Rush 11	at Baltimore, 11/7/21
Touchdowns2.....	3x, last vs. Green Bay, 11/21/21		

JEFFERSON'S GAME-BY-GAME (*STARTS)

2020	MIN	RECEIVING					RUSHING				
		No.	Yds.	Avg.	Lg.	TD	No.	Yds.	Avg.	Lg.	TD
9/13	GB	2	26	13.0	17	0	0	0	0.0	0	0
9/20	@ IND	3	44	14.7	22	0	0	0	0.0	0	0
9/27	TEN*	7	175	25.0	71t	1	0	0	0.0	0	0
10/4	@ HOU*	4	103	25.8	29	0	0	0	0.0	0	0
10/11	@ SEA*	3	23	7.7	11	0	0	0	0.0	0	0
10/18	ATL*	9	166	18.4	49t	2	0	0	0.0	0	0
11/1	@ GB*	3	26	8.7	12	0	0	0	0.0	0	0
11/8	DET*	3	64	21.3	35	0	0	0	0.0	0	0
11/16	@ CHI*	8	135	16.9	54	0	0	0	0.0	0	0
11/22	DAL*	3	86	28.7	39t	1	0	0	0.0	0	0
11/29	CAR*	7	70	10.0	18	2	0	0	0.0	0	0
12/6	JAX*	9	121	13.4	40	1	1	2	2.0	2	0
12/13	@ TB*	4	39	9.8	17	0	0	0	0.0	0	0
12/20	CHI*	8	104	13.0	26	0	0	0	0.0	0	0
12/25	@ NO*	6	85	14.2	25	0	0	0	0.0	0	0
1/3/21	@ DET*	9	133	14.8	38	0	0	0	0.0	0	0
GP/GS: 16/14		88	1,400	15.9	71t	7	1	2	2.0	2	0

2021	MIN	RECEIVING					RUSHING				
		No.	Yards	Avg.	Long	TD	No.	Yards	Avg.	Long	TD
9/12	@ CIN*	5	71	14.2	34	0	0	0	0.0	0	0
9/19	@ ARZ*	6	65	10.8	14t	1	0	0	0.0	0	0
9/26	SEA*	9	118	13.1	28	1	0	0	0.0	0	0
10/3	CLE*	6	84	14.0	31	1	0	0	0.0	0	0
10/10	DET*	7	124	17.7	37	0	0	0	0.0	0	0
10/17	@ CAR*	8	80	10.0	26	0	0	0	0.0	0	0
10/31	DAL*	2	21	10.5	18	0	0	0	0.0	0	0
11/7	@ BAL*	3	69	23.0	50t	1	1	11	11.0	11	0
11/14	@ LAC*	9	143	15.9	27	0	1	-4	-4.0	-4	0
11/21	GB*	8	169	21.1	56	2	1	3	3.0	3	0
11/28	@ SF*	4	83	20.8	30	0	0	0	0.0	0	0
12/5	@ DET*	11	182	16.5	48	1	1	4	4.0	4	0
12/9	PIT*	7	79	11.3	22	1	1	-4	-4.0	-4	0
12/20	@ CHI*	4	47	11.8	18	1					
12/26	LAR*	8	116	14.5	34	0	0	0	0.0	0	0
1/2/22	@ GB*	6	58	9.7	16	0	0	0	0.0	0	0
1/9/22	CHI*	5	107	21.4	45t	1	1	4	4.0	4	0
GP/GS: 17/17		108	1,616	15.0	71t	10	0	0	0.0	0	0

2022	MIN	RECEIVING					RUSHING				
		Att.	Yards	Avg.	Long	TD	No.	Yards	Avg.	Long	TD
9/11	GB*	9	184	20.4	64	2	0	0	0.0	0	0
9/19	@ PHI*	6	48	8.0	11	0	0	0	0.0	0	0
9/25	DET*	3	14	4.7	6	0	0	0	0.0	0	0
10/2	@ NO										
10/9	CHI										
10/16	@ MIA										
10/30	ARI										
11/6	@ WAS										
11/13	@ BUF										
11/20	DAL										
11/24	NE										
12/4	NYJ										
12/11	@ DET										
TBD	IND										
12/24	NYG										
1/1/23	@ GB										
TBD	@ CHI										
GP/GS: 3/3		18	246	13.7	64	2	0	0	0.0	0	0

JEFFERSON'S 100-YARD RECEIVING GAMES (16)

GAME	Rec/Yds/TD
vs. Tennessee, 9/27/20	7/175/1
at Houston, 10/4/20	4/103/0
vs. Atlanta, 10/18/20	9/166/2
at Chicago, 11/16/20	8/135/0
vs. Jacksonville, 12/6/20	9/121/1
vs. Chicago, 12/20/20	8/104/0
at Detroit, 1/3/21	9/133/0
vs. Seattle, 9/26/21	9/118/1
vs. Detroit, 10/10/21	7/124/0
at Los Angeles Chargers, 11/14/21	9/143/0
vs. Green Bay, 11/21/21	8/169/2
at Detroit, 12/5/21	11/182/1
vs. LA Rams, 12/26/21	8/116/0
vs. Chicago, 1/9/22	5/107/1
vs. Green Bay, 9/12/22	9/184/2

JEFFERSON'S 2-POINT CONVERSIONS (2)

GAME	Quarter/Play
vs. Atlanta, 10/18/20	4/K. Cousins pass
at Tampa Bay, 12/13/20	3/K. Cousins pass

JEFFERSON'S TOUCHDOWNS

GAME	PLAY
vs. Tennessee, 9/27/20	71 pass from K. Cousins
vs. Atlanta, 10/18/20	11 pass, 49 pass from K. Cousins
vs. Dallas, 11/22/20	39 pass from K. Cousins
vs. Carolina, 11/29/20	12 pass, 10 pass from K. Cousins
vs. Jacksonville, 12/6/20	20 pass from K. Cousins
vs. Arizona, 9/19/21	14 pass from K. Cousins
vs. Seattle, 9/26/21	3 pass from K. Cousins
vs. Cleveland, 10/3/21	12 pass from K. Cousins
vs. Baltimore, 11/7/21	50 pass from K. Cousins
vs. Green Bay, 11/21/21	9 pass, 23 pass from K. Cousins
at Detroit, 12/5/21	3 pass from K. Cousins
vs. Pittsburgh, 12/9/21	14 pass from K. Cousins
at Chicago, 12/20/21	12 pass from K. Cousins
vs. Chicago, 1/9/22	45 pass from K. Cousins
vs. Green Bay, 9/12/22	5 pass, 36 pass from K. Cousins
Total	19 (19 receiving)



BISI JOHNSON

81

POSITION: Wide Receiver
HEIGHT/WEIGHT: 6-0/210
DOB: 3-17-97
HOMETOWN: Lakewood, Colorado

COLLEGE: Colorado State
ACQUIRED: Draft 7c (#247) 2019
NFL SEASON: 4
VIKINGS SEASON: 4

2022 GP/GS
IR

Career GP/GS
32/9

Playoffs GP/GS
2/1

OFF THE FIELD

- Full name is Olabisi, a name given to him by an elder in Denver's Nigerian community that means "to bring prosperity to your family."
- Father, Bode, attended Federal Polytechnic college in Nigeria.
- Earned degree in hospitality management in December 2018.

TRANSACTIONS

- Selected in the seventh round (247th overall) in the 2019 NFL Draft.

CAREER NOTES

- The sixth player drafted from CSU by the Vikings and only WR.

2022 - Minnesota Vikings

- Began the 2022 season in reserve/injured.

2021 - Minnesota Vikings

- Spent the 2021 season on injured reserve

2020 - Minnesota Vikings

- Played in all 16 games (three starts), with 189 yards on 14 catches.
- Led the Vikings and set career-highs with seven catches for 74 yards in Minnesota's comeback victory vs. Carolina (11/29) as he got the start in place of Adam Thielen (Reserve/COVID-19 list).
- Led the receiving corps with an average of 18.7 yards per reception and had 56 yards receiving on three catches vs. Green Bay (9/13) in season opener.
- Had one reception for 24 yards at Indianapolis (9/20).
- Totaled 13 yards on one catch at Seattle (10/11).

2019 - Minnesota Vikings

- Appeared in all 16 games with six starts, finishing with 31 receptions for 294 yards and three touchdowns.
- Made his NFL debut vs. Atlanta (9/8), appearing on offense and special teams.
- Recorded his first NFL reception at Chicago (9/29), finishing with four receptions for 35 yards.
- Hauled in four passes for the second consecutive game at NY Giants (10/6), finishing with four receptions for 43 yards.
- Caught his first NFL TD at Detroit (10/20), a one-yard reception from Kirk Cousins.
- Caught a four-yard TD pass in the first quarter at Kansas City (11/3), his second score of the season.
- Made his first career start at Dallas (11/10), catching two passes for 25 yards.
- Started his second consecutive game vs. Denver (11/17), catching a career-high six passes for 35 yards against his home-state team.
- Caught one pass for nine yards and one TD vs. Detroit (12/8).
- Started his fifth consecutive game at LA Chargers (12/15), logging his first career rush for six yards and a 19-yard catch.
- Made his sixth start of the season vs. Chicago (12/29), recording a team-leading three receptions for 34 yards in regular-season finale when many starters sat the game out.
- Made his NFL postseason debut in the Wild Card win at New Orleans (1/5/20), catching two passes for 17 yards.
- Made the first postseason start of his NFL career in the Divisional game at San Francisco (1/11/20).

College - Colorado State

- Appeared in 49 career games, starting 27. Finished his career with 125 receptions for 2,019 yards and 11 touchdowns.
- Set the CSU single-game record for with 265 receiving yards on a career-high seven receptions, with two touchdown catches vs. Idaho in the Famous Idaho Potato Bowl game (12/22/16).
- Became the 10th Ram to have 2,000+ career receiving yards.

Prep - Bear Creek

- Standout at Bear Creek High in suburban Denver, earning First-Team All-Colorado honors as a senior and was a team captain in 2013-14.
- Led the Bears offense, rushing for 698 yards and nine touchdowns, caught 25 passes for 402 yards and three touchdowns as a senior and had 100 tackles (74 solo) on defense.
- Won the 2014 Class 5A Colorado 110-meter hurdles with a winning time of 14.34 seconds
- Holds school record in the 4x100 relay.

JOHNSON'S REGULAR SEASON STATISTICS												
Year	GP/GS	No.	RECEIVING				TD	RUSHING				
			Yds.	Avg.	Lg.	Att.		Yds.	Avg.	Lg.	TD	ST TKL
2019 (Min)	16/16	31	294	9.5	23	3	1	6	6.0	6	0	0
2020 (Min)	16/3	14	189	13.5	29	0	0	0	0.0	0	0	0
2021 (Min)	IR	RESERVED/INJURED					RESERVED/INJURED					IR
Total	32/9	45	483	10.7	29	3	1	6	6.0	6	0	0

JOHNSON'S POSTSEASON STATISTICS												
Year	GP/GS	No.	RECEIVING				TD	RUSHING				
			Yds.	Avg.	Lg.	Att.		Yds.	Avg.	Lg.	TD	ST TKL
2019 (Min)	2/1	2	17	8.5	9	0	0	0	0.0	0	0	0
Total	2/1	2	17	8.5	9	0	0	0	0.0	0	0	0

SINGLE-GAME CAREER HIGHS (* - playoffs)												
Receptions	7								1			at Los Angeles Chargers, 12/15/19
Receiving Yards	74								6			at Los Angeles Chargers, 12/15/19
Long Reception	29								6			at Los Angeles Chargers, 12/15/191
Touchdowns	1						3x, last vs. Detroit, 12/8/19					

JOHNSON'S GAME-BY-GAME (*STARTS)												
2019	MIN	No.	RECEIVING				TD	RUSHING				
			Yds.	Avg.	Lg.	Yds.		Avg.	Lg.	TD		
9/8	ATL	0	0	0.0	0	0	0	0	0.0	0	0	
9/15	@ GB	0	0	0.0	0	0	0	0	0.0	0	0	
9/22	OAK	0	0	0.0	0	0	0	0	0.0	0	0	
9/29	@ CHI	4	35	8.8	16	0	0	0	0.0	0	0	
10/6	@ NYG	4	43	10.8	23	0	0	0	0.0	0	0	
10/13	PHI	1	16	16.0	16	0	0	0	0.0	0	0	
10/20	@ DET	4	40	10.0	19	1	0	0	0.0	0	0	
10/24	WAS	2	27	13.5	16	0	0	0	0.0	0	0	
11/3	@ KC	1	4	4.0	4	1	0	0	0.0	0	0	
11/10	@ DAL*	2	25	12.5	15	0	0	0	0.0	0	0	
11/17	DEN*	6	35	5.8	9	0	0	0	0.0	0	0	
12/2	@ SEA*	1	1	1.0	1	0	1	2	2.0	2	0	
12/8	DET*	1	9	9.0	9t	1	0	0	0.0	0	0	
12/15	@ LAC*	1	19	19.0	19	0	1	6	6.0	0	0	
12/23	GB	1	5	5.0	5	0	0	0	0.0	0	0	
12/29	CHI*	3	34	11.3	14	0	0	0	0.0	0	0	
GP/GS: 16/6		31	294	9.5	23	3	1	6	6.0	2	0	
2019 PLAYOFFS		No.	Yds.	Avg.	Lg.	TD	No.	Yds.	Avg.	Lg.	TD	
1/5/20	@ NO	2	17	8.5	9	0	0	0	0	0	0	
1/11/20	@ SF*	0	0	0	0	0.0	0	0	0	0	0	
GP/GS: 2/1		2	17	8.5	9	0	0	0	0	0	0	

2020	MIN	No.	RECEIVING				TD	No.	RUSHING			
			Yards	Avg.	Long	Yards			Avg.	Long	TD	
9/13	GB*	3	56	18.7	29	0	0	0	0.0	0	0	
9/20	@ IND*	1	24	24.0	24	0	0	0	0.0	0	0	
9/27	TEN	0	0	0.0	0	0	0	0	0.0	0	0	
10/4	@ HOU	0	0	0.0	0	0	0	0	0.0	0	0	
10/11	@ SEA	1	13	13.0	13	0	0	0	0.0	0	0	
10/18	ATL	0	0	0.0	0	0	0	0	0.0	0	0	
11/1	@ GB	0	0	0.0	0	0	0	0	0.0	0	0	
11/8	DET	0	0	0.0	0	0	0	0	0.0	0	0	
11/16	@ CHI	0	0	0.0	0	0	0	0	0.0	0	0	
11/22	DAL	1	9	9.0	9	0	0	0	0.0	0	0	
11/29	CAR*	7	74	10.6	17	0	0	0	0.0	0	0	
12/6	JAX	0	0	0.0	0	0	0	0	0.0	0	0	
12/13	@ TB	0	0	0.0	0	0	0	0	0.0	0	0	
12/20	CHI	0	0	0.0	0	0	0	0	0.0	0	0	
12/25	@ NO	1	13	13.0	13	0	0	0	0.0	0	0	
1/3	@ DET	0	0	0.0	0	0	0	0	0.0	0	0	
GP/GS: 16/3		14	189	13.5	29	0	0	0	0.0	0	0	

2021	MIN	RECEIVING					RUSHING				
		No.	Yards	Avg.	Long	TD	No.	Yards	Avg.	Long	TD
9/12	@ CIN					RESERVED/INJURED					
9/19	@ ARZ					RESERVED/INJURED					
9/26	SEA					RESERVED/INJURED					
10/3	CLE					RESERVED/INJURED					
10/10	DET					RESERVED/INJURED					
10/17	@ CAR					RESERVED/INJURED					
10/31	DAL					RESERVED/INJURED					
11/7	@ BAL					RESERVED/INJURED					
11/14	@ LAC					RESERVED/INJURED					
11/21	GB					RESERVED/INJURED					
11/28	@ SF					RESERVED/INJURED					
12/5	@ DET					RESERVED/INJURED					
12/9	PIT					RESERVED/INJURED					
12/20	@ CHI					RESERVED/INJURED					
12/26	LAR					RESERVED/INJURED					
1/2/22	@ GB					RESERVED/INJURED					
1/9/22	CHI*					RESERVED/INJURED					
GP/GS: IR		0	0	0.0	0	0	0	0	0.0	0	0

JOHNSON'S TOUCHDOWNS	
GAME (*playoffs).....	PLAY
at Detroit, 10/20/19.....	1 pass from K. Cousins
at Kansas City, 11/4/19.....	4 pass from K. Cousins
vs. Detroit, 12/8/19.....	9 pass from K. Cousins
Total.....	3 (3 receiving)



Bisi Johnson led the Vikings with a career-best 74 yards on 7 catches in a comeback win vs. Carolina (11/29/20).



PATRICK JONES II

91

POSITION: Outside Linebacker
HEIGHT/WEIGHT: 6-5/264
DOB: 9-29-98
HOMETOWN: Chesapeake, Virginia

COLLEGE: Pittsburgh
ACQUIRED: D3d'21 (#90)
NFL SEASON: 2
VIKINGS SEASON: 2

2022 GP/GS
3/0

Career GP/GS
12/0

Playoffs GP/GS
0/0

OFF THE FIELD

- Son of Patrick and Angela Jones, has two sisters. Patrick Sr. was a U.S. Navy IT chief and spent most of his life overseas.
- Earned his bachelor's degree in administration of justice and is pursuing a second major in social sciences.
- Born in Yokosuka, Japan. After several relocations to bases in Jacksonville and Naples, Italy, the Jones family moved back to Japan where they stayed until December 2012.
- During his international travels with his family, he climbed Mount Vesuvius, skied in the German Alps and skated at an Olympic rink in Munich.
- Discovered football in Japan where Jones also played baseball, basketball and wrestled

TRANSACTIONS

- Selected in third round (90th overall) of the 2021 NFL Draft, the first of six Panthers drafted, most in the ACC and tied for eight nationally.

CAREER NOTES

- Joined fellow Panther, DT Jalen Twyman, as a 2021 Vikings draft pick. The duo were teammates at Pitt from 2017-20.
- Earned 2020 consensus All-America status and selected First-Team All-America by *Sporting News* and Walter Camp and Second-Team All-America from the AFCA and *The Associated Press*.
- Semifinalist for the Bednarik Award and Lott Impact Trophy, awarded to the national defensive player of the year.
- Led the ACC and was fifth in the nation in sacks to finish his career with 22.0, 12th all-time at Pitt.
- Voted a Pitt captain by his teammates his final season in 2020.

2022 - Minnesota Vikings

- Recorded his first tackle, a tackle for a loss, at Philadelphia (9/20).

2021 - Minnesota Vikings

- Appeared in nine games during the 2021 season and made seven total tackles.
- Inactive for Weeks 1 and 3, and 4-8.
- Played in his first NFL career game against Baltimore (11/7).
- Recorded two tackles in his second career game at Los Angeles Chargers (11/14).

College - Pittsburgh

- Appeared in 48 games with 24 starts during Pitt career, starting every game over his final two seasons.
- Consensus All-America as a senior in 2020, led the ACC with 9.0 sacks, including a career-best 3.0 in a win over No. 24 Louisville.
- Had a three-sack game vs. Boston College that earned him ACC Defensive Lineman of the Week in 2020.
- Earned Second-Team All-ACC in 2019 in his first season as a starter.
- Led Pitt in tackles for loss, forced fumbles and quarterback hurries, and was second in sacks in 2019.
- Earned ACC Defensive Lineman of the Week vs. Duke in 2019 with 2.0 sacks, two forced fumbles and six tackles.
- Led the ACC and was sixth in the country with 0.31 forced fumbles per game in 2019.
- Helped Panthers to an 8-5 mark, the best of his career, and a win over Eastern Michigan in the Quick Lane Bowl in Detroit.
- Played in all 14 games in 2018 and had first full sacks of his career, ending season with 4.0, with 1.0 in Sun Bowl vs. Stanford.
- Helped Pitt to a berth in ACC title game in 2018, falling to Clemson but earning a spot in Sun Bowl against Stanford.
- As a redshirt freshman in 2017, played in 10 of the 12 games as Pitt went 5-7, upsetting No. 2 Miami in the final game of the year.
- Redshirted in 2016.

Prep - Grassfield

- Earned First-Team All-State for Group 6A as a senior at Grassfield High and named Co-Defensive Player of the Year in Monitor-Merrimac Conference.
- Helped team to 8-4 mark as a senior and a playoff berth with 83 tackles, 12.5 tackles for loss and 8.5 sacks.
- Rated the top DE in Virginia by Scout, 25th overall prospect in Virginia by ESPN and 26th overall by Scout.

JONES II'S REGULAR SEASON STATISTICS											
Year	GP/GS	Solo	Asst.	Total TKL	Sacks	INTs	PBU	TFL	QBH	FF/FR	ST TKL
2021 (Min)	9/0	4	3	7	0.0	0	0	0	0	0/0	0
2022 (Min)	3/0	1	0	1	0.0	0	0	0	0	0/0	0
Totals	12/0	5	3	8	0.0	0	0	0	0	0/0	0

SINGLE-GAME CAREER HIGHS (* - playoffs)

Tackles23x, last at Chicago, 12/20/21	Forced Fumble N/A
Solo Tackles2 at San Francisco, 11/28/21	Fumble Recovery N/A
Tackles For LossN/A	Pass Defensed N/A
Interceptions N/A		

JONES II'S GAME-BY-GAME (*STARTS)											
2021	MIN	U	A	T	TFL	SK	QH	FF	FR	INT	PD
9/12	@ CIN						INACTIVE				
9/19	@ ARZ						DID NOT PLAY				
9/26	SEA						INACTIVE				
10/3	CLE						INACTIVE				
10/10	DET						INACTIVE				
10/17	@ CAR						INACTIVE				
10/31	DAL						INACTIVE				
11/7	@ BAL	0	0	0	0	0.0	0	0	0	0	0
11/14	@ LAC	1	1	2	0	0.0	0	0	0	0	0
11/21	GB	0	0	0	0	0.0	0	0	0	0	0
11/28	@ SF	0	2	2	0	0.0	0	0	0	0	0
12/5	@ DET	0	0	0	0	0.0	0	0	0	0	0
12/9	PIT	1	0	1	0	0.0	0	0	0	0	0
12/20	@ CHI	2	0	2	0	0.0	0	0	0	0	0
12/26	LAR	0	0	0	0	0.0	0	0	0	0	0
1/2/22	@ GB*						RESERVE/COVID-19				
1/9/22	CHI	0	0	0	0	0.0	0	0	0	0	0
GP/GS: 9/0		4	3	7	0	0.0	0	0	0	0	0

2022	MIN	U	A	T	TFL	SK	QH	FF	FR	INT	PD
9/11	GB	0	0	0	0	0.0	0	0	0	0	0
9/19	@ PHI	1	0	1	1	0.0	0	0	0	0	0
9/25	DET	0	0	0	0	0.0	0	0	0	0	0
10/2	@ NO										
10/9	CHI										
10/16	@ MIA										
10/30	ARI										
11/6	@ WAS										
11/13	@ BUF										
11/20	DAL										
11/24	NE										
12/4	NYJ										
12/11	@ DET										
TBD	IND										
12/24	NYG										
1/1/23	@ GB										
TBD	@ CHI										
GP/GS: 3/0		1	0	1	1	0.0	0	0	0	0	0



GREG JOSEPH

1

POSITION: Kicker
HEIGHT/WEIGHT: 6-0/206
DOB: 8-4-94
HOMETOWN: Boca Raton, Florida

COLLEGE: Florida Atlantic
ACQUIRED: FA '21
NFL SEASON: 5
VIKINGS SEASON: 2

2022 GP/GS
3/0

Career GP/GS
36/0 (MIN-18/0, CLE-14/0, TEN-2/0)

Playoffs GP/GS
3/0 (TEN-3/0)

OFF THE FIELD

- Born in South Africa and lived there before moving at age seven with his family to the United States; attended high school in Boca Raton, Fla.
- Has degree in health administration from FAU
- Played one season of high school football but was all-state honoree in soccer.
- Avid professional and international soccer fan.

TRANSACTIONS

- Entered NFL as a rookie free agent with Miami, signing with the Dolphins on 5/10/18.
- Signed by the Cleveland Browns on 9/17/18.
- Waived by the Browns on 8/31/19.
- Cut by the Browns on 9/1/19.
- Added to the Carolina Panthers practice squad on 11/25/19.
- Signed by the Tennessee Titans on 12/18/19.
- Cut by the Titans on 9/4/20.
- Spent 2020 season on Tampa Bay practice squad as the team won three road playoff games en route to being the first NFL team to play in the Super Bowl and win it in its home stadium.
- Joined Vikings on 2/11/21 as a free agent.

CAREER NOTES

2022 - Minnesota Vikings

- Went 3-for-3 on field goals against Green Bay, including a career-long 56-yard field goal made, tying the franchise record for longest field goal made (9/11).

2021 - Minnesota Vikings

- Appeared in all 17 games in 2021, making 33 field goals, the fifth-most field goals made in the NFL. He also tied for third in the NFL in 50+ yard field goals made with seven. His seven 50+ yarders are the second-most made in franchise history in a single season. Joseph had career-high 135 points on the season.
- Made two 50-plus-yard field goals, which makes him tied for second-most in a game in team history (9/19).
- Reached a career high of 12 points in a single game versus Seattle (9/26).
- Made all six of his field goal attempts, recording a 100% field goal percentage against Seattle (9/26).
- Became one of only two kickers to start the season perfect from 50+ yards through Week 5 of a season, minimum five attempts, since 2000 (10/10).
- Made a last-second game-winning, 54-yard field goal to secure the 19-17 win over Detroit (10/10).
- Set a new career-high of 55-yard field goal against the Lions (10/10).
- Made all three of his field goals against Dallas, marking the third time he has kicked three field goals in a game in 2021.
- Tallied his second game-winning field goal against Green Bay (11/21).
- Passed Dan Bailey for eighth in franchise history for most field goals made in a season with 29 (12/20).
- Became one of eight Vikings kickers to make 30 field goals in a single season after hitting three against the Rams (12/26).
- Made his seventh field goal of 50-plus yards in 2021, which is the second-most in a single season in franchise history. His 51-yard field goal is the longest field goal made in January at Lambeau Field (1/2).

2020 - Tampa Bay Buccaneers/Tennessee Titans

- Signed to Tampa Bay practice squad on 9/8 where he remained for rest of 2020 season as Buccaneers won Super Bowl LV in their home stadium.
- Released by Tennessee on 9/4 during training camp.

2019 - Tennessee Titans

- Played final two games of regular season and all three playoff contests for Titans as they advanced to AFC Championship Game as a Wild Card playoff entrant.
- Handled kickoff duties for Tennessee.
- Did not attempt a FG in regular season and made lone attempt in the postseason.
- Connected on 18-of-18 PATs during regular season and playoffs, nine in regular season and nine in postseason.
- Signed by Tennessee on 12/18 and played in first game with club vs. New Orleans (12/22).

2018 - Cleveland Browns/Miami Dolphins

- Set Browns rookie records for points (76) and FGs made (17).
- Played in first career game vs. NY Jets (9/20), going 2-2 on FGs and 1-1 on extra points in a 21-17 win on *Thursday Night Football*, the first win of the season for the Browns.
- Made game-winning 37-yard FG with :02 left in OT period to seal a 12-9 win vs. Baltimore (10/7).
- Connected on career-long 51-yard FG vs. Kansas City (11/4).
- Went 7-for-8 on FGs over the final eight games of the season.
- Originally signed by Dolphins as a rookie free agent, spent training camp and preseason with Miami, released on 9/2.

College - Florida Atlantic

- Played in 50 games at Florida Atlantic from 2014-17 after redshirting in 2013.
- Hit 57-82 career FGs and 165-170 PATs, earning Honorable Mention All-Conference USA honors in 2016 and 2017.
- Left FAU as school record holder in points (336), FGs and PATs.
- As a senior, was 15/21 on FGs, 64/68 on PATs.
- As a junior, was 10/14 on FGs, 39/39 on PATs.
- As a sophomore, made career-high 18 FGs on 27 attempts and all 28 PAT tries.

Prep - American Heritage

- Standout in soccer at American Heritage High in Delray Beach, Fla., earning All-County and All-State honors.

JOSEPH'S REGULAR SEASON STATISTICS

SCORING											
Year	GP	FG	FGA	Pct.	Lg.	Blk.	PAT	PATA	Pct.	Blk.	Pts.
2018 (Cle)	14	17	20	85.0	51	0	25	29	86.2	0	76
2019 (Ten)	2	0	0	--	0	0	9	9	100.0	0	9
2020 (TB)	0	PRACTICE SQUAD					PRACTICE SQUAD				
2021 (Min)	17	33	38	86.8	55	0	36	40	90.0	0	135
2022 (Min)	3	3	5	60.0	56	0	7	7	100.0	0	16
Total	36	53	63	84.1	56	0	68	76	90.2	0	233

FIELD GOALS

Year	1-19	Pct.	20-29	Pct.	30-39	Pct.	40-49	Pct.	50+	Pct.
2018 (Cle)	0/0	--	4/4	100.0	7/7	100.0	5/7	71.4	1/2	50.0
2019 (Ten)	0/0	--	0/0	--	0/0	--	0/0	--	0/0	--
2020 (TB)	PRACTICE SQUAD									
2021 (Min)	0/0	--	8/8	100.0	11/12	91.7	7/9	77.8	7/9	77.8
2022 (Min)	0/0	--	2/2	100.0	0/0	--	0/0	--	1/3	33.3
Total	0/0	--	14/14	100.0	18/19	94.7	12/16	75.0	9/14	64.3

JOSEPH'S POSTSEASON STATISTICS

SCORING											
Year	GP	FG	FGA	Pct.	Lg.	Blk.	PAT	PATA	Pct.	Blk.	Pts.
2019 (Ten)	3	1	1	100.0	30	0	9	9	100.0	0	12
Total	3	1	1	100.0	30	0	9	9	100.0	0	12

FIELD GOALS

Year	1-19	Pct.	20-29	Pct.	30-39	Pct.	40-49	Pct.	50+	Pct.
2019 (Ten)	0/0	--	0/0	--	1/1	100.0	0/0	--	0/0	--
Total	0/0	--	0/0	--	1/1	100.0	0/0	--	0/0	--

SINGLE-GAME CAREER HIGHS (* - playoffs)

Total Points.....13.....2x, last vs. Chicago, 1 Made Field Goals.....4..... vs. Detroit, 10/10/21
Attempted Field Goals.....5..... vs. Detroit, 10/10/21 Made PATs.....5..... 2x, last at Houston, 12/29/19
Attempted PATs.....5.....2x, last at Houston, 12/29/19 Touchbacks.....9..... at Oakland, 9/30/18

JOSEPHS CAREER 50-YARDERS (9) *playoffs

51	Kansas City.....11/4/18	51	Green Bay11/21/21
53	at Cincinnati...9/12/21	51	at Green Bay ...1/2/22
52	at Arizona.....9/19/21	56	Green Bay9/11/22
52	at Arizona.....9/19/21		
55	Detroit10/10/21		
54	Detroit10/10/21		

JOSEPH'S GAME-BY-GAME

2018	CLE	PAT	FG	PTS	FGS (missed)
9/20	NYJ	1-1	2-2	7	45, 27
9/30	@ OAK	2-2	2-2	8	25, 28
10/7	BAL	0-1	2-3	6	25, (55), 37
10/14	LAC	0-0	2-2	6	33, 28
10/21	@ TB	3-3	0-0	3	
10/28	@ PIT	0-1	2-3	6	34, 45, (41)
11/4	KC	0-0	1-1	3	51
11/11	ATL	4-4	0-0	4	
11/25	@ CIN	5-5	0-0	5	
12/2	@ HOU	1-1	0-0	1	
12/9	CAR	2-3	2-2	8	49, 41
12/15	@ DEN	2-2	1-1	5	40
12/23	CIN	2-3	2-2	8	37, 31
12/30	@ BAL	3-3	1-2	6	(46), 35
GP: 14		25-29	17-20	76	

2019	TEN	PAT	FG	PTS	FGS (missed)
12/19 - SIGNED OFF CAROLINA PRACTICE SQUAD					
12/22	NO	4-4	0-0	4	
12/29	@ HOU	5-5	0-0	5	
GP: 2		9-9	0-0	9	

2019 Playoffs (TEN)	PAT	FG	PTS	FGS (missed)
1/4/20 @ NE	2-2	0-0	2	
1/11/20 @ BAL	4-4	0-0	4	
1/19/20 KC	3-3	1-1	6	30
GP: 3		9-9	1-1	12

2021	MIN	PAT	FG	PTS	FGS (missed)
9/12	@ CIN	3-3	1-1	6	53
9/19	@ ARZ	3-4	2-3	9	(37), 52, 52
9/26	SEA	3-3	3-3	12	43, 34, 20
10/3	CLE	1-1	0-0	1	
10/10	DET	1-1	4-5	13	38, 38, 55, (49), 54
10/17	@ CAR	1-1	3-3	10	45, 40, 24
10/31	DAL	1-1	3-3	10	45, 40, 24
11/7	@ BAL	4-4	1-1	7	36
11/14	@ LAC	3-3	2-2	9	46, 30
11/21	GB	2-3	2-2	8	51, 29
11/28	@ SF	2-3	0-0	2	
12/5	@ DET	0-0	3-3	9	41, 31, 31
12/9	PIT	3-4	3-4	12	(53), 38, 42, 25
12/20	@ CHI	2-2	1-1	5	37
12/26	LAR	2-2	3-3	11	23, 24, 44
1/2/22	@ GB	1-1	1-1	4	51
1/9/22	CHI	4-4	1-1	13	39
GP: 17		36-40	33-38	135	

2022	MIN	PAT	FG	PTS	FGS (missed)
9/11	GB	2-2	3-3	11	26, 56, 29
9/19	@ PHI	1-1	0-0	1	
9/25	DET	4-4	0-2	4	(56),(56)
10/2	@ NOR				
10/9	CHI				
10/16	@ MIA				
10/30	ARI				
11/6	@ WAS				
11/13	@ BUF				
11/20	DAL				
11/24	NWE				
12/4	NYJ				
12/11	@ DET				
TBD	IND				
12/24	NYG				
1/1/23	@ GB				
TBD	@ CHI				
GP: 3		7-7	3-5	16	



ERIC KENDRICKS

54

POSITION: Linebacker
HEIGHT/WEIGHT: 6-0/232
DOB: 2-29-92
HOMETOWN: Fresno, California

COLLEGE: UCLA
ACQUIRED: D2 (#45) 2015
NFL SEASON: 8
VIKINGS SEASON: 8

2022 GP/GS
 3/3

Career GP/GS
 103/99

Playoffs GP/GS
 5/5

OFF THE FIELD

- Earned his degree from UCLA in political science.
- Auctioned his original paintings and matched the purchase price for donations to food shelves during Covid-19 shutdown.
- Recently married to his wife, Ally.
- Brother, Mychal, attended California and was drafted by Philadelphia in the second round (46th overall) in 2012 NFL Draft, one pick lower than younger brother Eric would go three years later.
- "Leap Year" baby born on 2/29/92 in Clovis, CA.
- Has seven siblings.
- Has regularly met with youth at the Hennepin County Juvenile Detention Center and worked with Twin Cities-based nonprofit All Square, a counseling and support group for people with police records re-entering society.
- Visited pediatric patients at UCLA Mattel Children's Hospital during the 2019 offseason, playing video games, doing arts and crafts and talking football with the kids.

TRANSACTIONS

- Second-round (45th overall) pick of the 2015 NFL Draft by the Vikings.
- Signed a five-year extension with the Vikings on 4/16/18.

CAREER NOTES

- Has led the Vikings in tackles in six of the last seven seasons he has been in the NFL and can tie the Vikings record by leading the club in stops for the seventh straight season in 2021.
- Has a pair of interception return touchdowns, tied for second-most by a Vikings LB in team history and one shy of the club record held by Rip Hawkins.
- Led 2017 team in tackles as defense ranked first in the NFL for the first time since 1992 and first in scoring defense.
- Named Vikings 2020 Walter Payton NFL Man of the Year nominee.
- Took leadership role on Vikings Social Justice Committee following the killing of George Floyd in spring 2020, calling for action and leading team and nationwide discussion.
- Named to his first Pro Bowl and earned *Associated Press* First-Team All-Pro honors following the 2019 season.
- Since entering the league in 2015, he ranks third with 782 tackles (league stats).
- The highest-graded LB in the NFL according to Pro Football Focus in 2019, boasting a score of 90.5.
- Named to his first career Pro Bowl in 2019.
- Recognized as Vikings Defensive MVP for 2019 as part of MN Football Honors program.
- NFC Defensive Player of the Week at Tennessee (9/11/16).
- Named to PFWA All-Rookie Team for 2015.
- Earned NFC Defensive Rookie of the Month for October 2015.

2022 - Minnesota Vikings

- Recorded four tackles and a pass defended in the season opener vs. Green Bay (9/11).
- Tallied eight total tackles and a QB hit at Philadelphia (9/19).
- Had 11 total tackles and two passes defended against Detroit (9/25).

2021 - Minnesota Vikings

- Started 15 games. Was the leading tackler in the league during the month of November with 43 total tackles. Since 2000, joined Darius Leonard (2018), Lavonte David (2013), NaVorro Bowman (2013) and Keith Bulluck (2004) as the only linebackers to post at least 140 tackles, 5.0 sacks and two picks. Moved into seventh place all-time in sacks among Vikings linebackers with 14.0 through the 2021 season. He set the team record for most career games leading the team in total tackles with 59.
- Recorded 11 tackles and one tackle for loss at Arizona (9/19).
- Had 11 tackles, two tackles for loss, one quarterback hit and recorded his first sack of the 2021 season against Seattle (9/26).
- Had 15 tackles in Week 1 at Cincinnati (9/12), the most in the NFL during the opening week.
- Moved into fourth place all-time for most games (36) with 10 or more tackles in a single game in franchise history against the Browns (10/3).
- Started his 85th career game against Cleveland (10/3).
- Caught his first interception of the season, returning for 22 yards against Detroit (10/10).
- Recorded his second sack of the season and 11th of his career at Carolina. Moved into a tie for eighth in team history for sacks by a linebacker with 11.0 (10/17).
- Set a new career high of 17 total tackles in a game against Baltimore (11/7).
- Recorded his ninth career interception on Justin Herbert, moving him into ninth place for most interceptions by Vikings linebackers (11/14).

- Passed Ben Leber for seventh all-time in sacks among Vikings linebackers with 13.0 (11/14).
- Tied a single-season career high from his rookie season in 2015 with 4.0 sacks (11/14).
- Inactive for Week 13 (12/5).
- Posted his fifth sack of the season, setting a new single-season career high of 5.0 (12/9).
- Had nine total tackles at Green Bay (1/2).

2020 - Minnesota Vikings

- Started the first 11 games of the season before missing Weeks 13-17 with an injury. His 107 tackles were second on the team while his three interceptions were a career-high and tied for first by NFL LBs.
- Finished second on the team in total tackles with 107 after missing Weeks 13-17 with an injury and tied for the NFL lead with teammate Eric Wilson among NFL LBs with three interceptions.
- Minnesota last had two LBs with at least three interceptions each in a season in 1988 when Jesse Solomon notched four picks and David Howard had three. It's only the fourth time in team history (also in 1969 and 1961) two LBs had at least three interceptions.
- Led the defense with 10 tackles and tallied a tackle for loss in the season opener vs. Green Bay (9/13).
- His 12 tackles (11 solo) ranked first on the team and added a tackle for loss at Indianapolis (9/20).
- Led Vikings with 10 tackles and added a pass defended in Week 3 (9/27).
- Recorded 12 tackles at Houston to lead Minnesota in stops for fourth straight week. Also had a pass defended.
- Tallied eight tackles at Seattle to lead Vikings defense for fifth straight week (10/11).
- Led the team with 13 tackles vs. Atlanta (10/18).
- With a team-leading 12 tackles at Green Bay, Kendrick surpassed 600 career tackles to become the 24th player in the league since 1970 to record 600 or more tackles in 81 career games or less (according to league stats).
- Recorded the fifth interception of his career, an end zone grab of a Matthew Stafford pass, and finished with six tackles vs. Detroit (11/8).
- Tallied second interception of 2020 to set a season high and recorded seven tackles and tied his single-game high of two passes defended vs. Dallas (11/22).
- Led Minnesota with 12 tackles, season-high 2.0 tackles for loss and recorded his third interception of the season as Minnesota had a comeback victory over Carolina in Week 12 (11/29).
- Suffered a calf injury in warmups vs. Jacksonville (12/6) and did not play in Weeks 13-17.

2019 - Minnesota Vikings

- Started all 15 games he played, making 130 total tackles (88 solo) to lead team for the fifth consecutive season.
- Earned AP First-Team All-Pro honors following the 2019 season, becoming the first Vikings LB to be named All-Pro since Chad Greenway (Second-Team) in 2012. Matt Blair in 1980 was the last Vikings First-Team AP All-Pro honoree at LB.
- Named to Pro Bowl for the first time in his career.
- Tied a career high with two passes defended in his 60th career game to open the season vs. Atlanta (9/8).
- Led the team with 13 total tackles at Green Bay (9/15), surpassing the 500 career tackles mark.
- Notched a season-high 14 tackles (nine solo) at Chicago (9/29).
- Was all over the field vs. Philadelphia (10/13), tying for the team lead with 11 total tackles (eight solo) and adding a tackle for loss, 0.5 sack, one quarterback hurry, one forced fumble and tying a career high with two passes defended.
- Led the team with 14 total tackles (eight solo) at Detroit (10/20), adding one tackle for loss, one quarterback hurry and recording his third consecutive game with two passes defended, matching a career high.
- Came up with a crucial late-game fourth-down pass defended at Dallas (11/10), halting a Cowboys drive in the red zone to seal the win.
- Recorded his 12th pass defended of the season vs. Denver (11/17), tying Ben Leber (2008) and Matt Blair (1981) for the Vikings single-season record among LBs.
- Recorded his second forced fumble of the season at the LA Chargers (12/15) to go along with a team-leading eight total tackles.
- Set a single-game career-high with two fumble recoveries vs. Green Bay (12/23) before exiting with an injury at the end of the first half.
- Made five total tackles (one solo) in the Wild Card playoff win at New Orleans (1/5/20).
- Wrapped up eight total tackles (four solo) and recorded the first postseason interception of his career in the Divisional game at San Francisco, finishing with two passes defended.

2018 - Minnesota Vikings

- Started 14 consecutive games to begin the season before missing the final two due to a hamstring injury.
- Despite missing time, led the team in tackles for the fourth consecutive season, finishing with 122.
- Played in his 50th career game at Philadelphia (10/7), leading the team with eight tackles (four solo) and recovering a Jay Ajayi fumble at the goal line.
- Broke a career-high set two weeks prior by recording 18 total tackles (11 solo) at New England (12/2). Also intercepted Tom Brady for the third INT of his career.
- At Seattle (12/10), marked his second-straight game with an INT, picking off Russell Wilson in the red zone (three-yard return) to become the first Vikings LB with multiple interceptions in a single season since Chad Greenway (three) and Erin Henderson (two) in 2013.
- Wrapped up his first sack of the season vs. Miami (12/16).
- Inactive Weeks 16-17 with a hamstring injury.

2017 - Minnesota Vikings

- Led Vikings with career-high 136 tackles, starting all 16 games for the first time in his career for the No. 1 ranked defense in the NFL.
- Compiled nine tackles (five solo), his first sack of the season along with 2.0 tackles for loss and two quarterback hurries vs. Detroit (10/1).
- Led the team in tackles for the third consecutive week, totaling 13 tackles (eight solo) with a tackle for loss, two quarterback hurries and two passes defended vs. Cleveland (10/29) at Twickenham Stadium in London, England.

- Recorded a career-high four quarterback hurries at Detroit (11/23) on Thanksgiving Day while also tallying three tackles (one solo).
- Led the team with 11 solo tackles at Atlanta (12/3).
- Totaled 10 tackles (six solo) at Carolina (12/10) for his seventh double-digit tackles game of season.
- Led the team with six tackles and his second career interception, which he returned 31 yards for his second career interception touchdown vs. Cincinnati (12/17) to clinch the NFC North for the second time in three seasons.
- Made eight tackles (five solo) and a pass defended at Green Bay (12/23) as the Vikings shut out the Packers at Lambeau for the first time ever.
- Had a team-high 10 tackles (seven solo) and two quarterback hurries in the Vikings Divisional Round win vs. New Orleans (1/14/18).
- Had six tackles and two passes defended at Philadelphia (1/21/18) in NFC Championship Game.

2016 - Minnesota Vikings

- Totaled a career-high 126 tackles (86 solo) – including 49 in the final four games of the season – 10 tackles for loss, 2.5 sacks, four quarterback hurries, one forced fumble, one fumble, one interception and 11 passes defended.
- Became the second Viking and first LB in team history to record at least 10 tackles for loss and 10 passes defended in the same season.
- Scored his first career touchdown, returning an interception 77 yards, to give the Vikings their first lead of the day in the season opener at Tennessee (9/11). Posted seven tackles, including one tackle for loss, against the Titans en route to winning NFC Defensive Player of the Week.
- Inactive (concussion) vs. Detroit (11/6).
- Tabbed one tackle and one pass defended before leaving the game with a hip injury in the first quarter at Washington (11/13).
- Tallied eight tackles and recovered a WR Lucky Whitehead fumble forced by DE Everson Griffen vs. Dallas (12/1).
- Had team-high 11 tackles, one tackle for loss and one pass defense at Jacksonville (12/11).
- Led Minnesota's LBs with 12 tackles, reaching the 100-tackle mark for the second time in his career, vs. Indianapolis (12/18).
- Registered career highs in tackles (13, tied), sacks (2.5) and tackles for loss (four), adding four quarterback hurries, at Green Bay (12/24). Tied for second among LBs in team history with his 2.5 sacks against the Packers.
- Matched a career high with 13 tackles (eight solo), adding one tackle for loss and one quarterback hurry, vs. Chicago (1/1/17).

2015 - Minnesota Vikings

- Stepped into starting role early in rookie campaign and went on to lead team in tackles with 105, the second time in team history a rookie led the team in stops (Rip Hawkins, 1961).
- Honored with spot on the PFWA/PFW All-Rookie Team.
- Selected as NFC Defensive Rookie of the Month for October 2015 when he had 25 tackles and four sacks in a three-game span.
- Tied for second in Vikings history with 4.0 sacks by a rookie LB and ranks tied for fourth in club history for starts by a rookie LB.
- Took over starting duties at MLB at Denver (10/4) and notched first career sack when he caught Hall of Famer Peyton Manning.
- Had season-high 2.0 sacks at Detroit.
- Notched season-best 13 tackles vs. Kansas City (10/18).
- Missed two games, vs. St. Louis (11/8) and at Oakland (11/15) with injury.
- Had three-game streak with a sack: at Denver, vs. Kansas City and at Detroit.
- Part of rookie group that tied a team record by starting six players in a game when Kendricks joined T.T. Clemmings, WR Stefon Diggs, LB Edmond Robinson, CB Trae Waynes and S Anthony Harris in the starting lineup at Arizona (12/10).

College - UCLA

- All-time leading tackler in UCLA history with 481 tackles.
- Started 42 career games for the Bruins.
- Became UCLA's first Butkus Award winner in 2014.
- Won the Lott IMPACT Trophy, the second straight season a Bruin and future Viking won that award (Anthony Barr, 2013).
- Earned All-America as a senior.
- Led UCLA in tackles each season from 2012-14.
- Presented at team banquet with Best Leadership Award, Heart Award and Most Valuable Player Award.
- Co-Captain in 2013, earning honorable mention all-conference and all-academic team.
- Started all 14 games as a sophomore and earned Honorable Mention All-Pac-12 and academic all-conference as sophomore.
- Started three of his 14 contests as a freshman, second on the team in tackles (76), earned the Bruins Rookie of the Year award.
- Redshirt in 2010 and UCLA's Outstanding Scout Team Player.

Prep - Herbert Hoover

- Three-year letter winner at Herbert Hoover HS in Fresno, CA.
- Saw action at LB, QB, RB, K and P.
- Served as team captain during his junior and senior seasons.
- Notched 117 tackles scored 14 touchdowns on offense as a senior.
- Standout in basketball and baseball.
- Team captain and First-Team All-League in 2009 in basketball.

KENDRICKS' REGULAR SEASON STATISTICS											
Year	GP/GS	Solo	Asst.	Total TKL	Sacks	INTs	PBU	TFL	QBH	FF/FR	ST TKL
2015 (Min)	14/11	80	25	105	4.0	0	2	11	9	0/0	0
2016 (Min)	15/14	86	40	126	2.5	1 (77t)	11	10	4	1/1	0
2017 (Min)	16/16	87	49	136	1.0	1 (31t)	8	9	13	0/0	0
2018 (Min)	14/14	79	43	121	1.0	2 (3)	7	5	5	1/1	0
2019 (Min)	15/15	88	42	130	0.5	0	12	4	4	2/2	0
2020 (Min)	11/11	69	38	107	0.0	3 (0)	6	4	1	0/0	0
2021 (Min)	15/15	81	62	143	5.0	2 (22)	4	8	5	0/1	0
2022 (Min)	3/3	13	10	23	0.0	0	3	0	1	0/0	0
Totals	103/99	577	302	879	14.0	9 (133)	53	51	42	4/5	0

KENDRICKS' POSTSEASON STATISTICS											
Year	GP/GS	Solo	Asst.	Total TKL	Sacks	INTs	PBU	TFL	QBH	FF/FR	ST TKL
2015 (Min)	1/1	4	4	8	0.0	0	0	0	0	0/0	0
2017 (Min)	2/2	13	3	16	0.0	0	4	0	2	0/0	0
2019 (Min)	2/2	5	8	13	0.0	1 (4)	2	0	0	0/0	0
Totals	5/5	22	15	37	0.0	1 (4)	6	0	2	0/0	0

SINGLE-GAME CAREER HIGHS (* - playoffs)											
Tackles	17	at Baltimore, 11/7/21									
Solo Tackles	12	at Chicago, 11/18/18									
Sacks	2.5	at Green Bay, 12/24/16									
Passes Defensed	2	9x, last vs. Dallas, 11/22/20									
Tackles for Loss	4.0	2x, last vs. Baltimore, 10/22/17									
Interception	1	10x, last at LAC, 11/14/21									
Long INT Return	77t	at Tennessee, 9/11/16									
Forced Fumble	4x	last at LA Chargers, 12/15/19									
Fumble Recovery	2	vs. Green Bay, 12/23/19									
QB Hurries	4	2x, last at Detroit, 11/23/17									
INT Return TD	1	2x, last vs. Cincinnati, 12/17/17									

KENDRICKS' INTERCEPTIONS (*playoffs)			
GAME	QB	INT (YDS)	
@ Tennessee, 9/11/16	Marcus Mariota	1 (77t)	
vs. Cincinnati, 12/17/17	Andy Dalton	1 (31t)	
at New England, 12/2/18	Tom Brady	1 (0)	
at Seattle, 12/10/18	Russell Wilson	1 (3)	
at San Francisco, 1/11/19*	Jimmy Garoppolo	1 (4)	
vs. Detroit, 11/8/20	Matthew Stafford	1 (TB)	
vs. Dallas, 11/22/20	Andy Dalton	1 (0)	
vs. Carolina, 11/29/20	Teddy Bridgewater	1 (0)	
vs. Detroit, 10/10/21	Jared Goff	1 (22)	
@ LAC, 11/14/21	Justin Herbert	1 (0)	
Total		9 (133)	
Playoffs		1 (4)	

KENDRICKS' SACKS		
GAME	QB	SACK
@ Denver, 10/4/15	Peyton Manning	1.0
vs. Kansas City, 10/18/15	Alex Smith	1.0
@ Detroit, 10/25/15	Matthew Stafford	2.0
@ Green Bay, 12/24/16	Aaron Rodgers	2.5
vs. Detroit, 10/1/17	Matthew Stafford	1.0
vs. Miami, 12/16/18	Ryan Tannehill	1.0
vs. Philadelphia, 10/13/19	Carson Wentz	0.5
vs. Seattle, 9/26/21	Russell Wilson	1.0
@ Carolina, 10/17/21	Sam Darnold	1.0
vs. Dallas, 11/14/21	Cooper Rush	1.0
@ LAC, 11/14/21	Justin Herbert	1.0
vs. Pittsburgh, 12/9/21	Ben Roethlisberger	1.0
Total		14.0

KENDRICKS' TOUCHDOWNS	
GAME	PLAY
@ Tennessee, 9/11/16	77 INT
vs. Cincinnati, 12/17/17	31 INT



KENDRICKS' GAME-BY-GAME (*STARTS)											
2015	MIN	U	A	T	TFL	SK	QH	FF	FR	INT	PD
9/14	@ SF	1	0	1	0	0.0	0	0	0	0	0
9/20	DET	3	2	5	0	0.0	0	0	0	0	0
9/27	SD	8	1	9	0	0.0	0	0	0	0	0
10/4	@ DEN*	4	1	5	1	1.0	1	0	0	0	0
10/18	KC*	11	2	13	1	1.0	1	0	0	0	2
10/25	@ DET*	6	1	7	3	2.0	4	0	0	0	0
11/1	@ CHI*	9	1	10	1	0.0	0	0	0	0	0
11/8	ST	INACTIVE									
11/15	@ OAK	INACTIVE									
11/22	GB*	5	3	8	1	0.0	0	0	0	0	0
11/29	@ ATL*	5	2	7	1	0.0	0	0	0	0	0
12/6	SEA*	3	4	7	0	0.0	1	0	0	0	0
12/10	@ AZ*	7	3	10	0	0.0	0	0	0	0	0
12/20	CHI*	6	1	7	0	0.0	0	0	0	0	0
12/27	NYG*	5	2	7	0	0.0	0	0	0	0	0
1/3/16	@ GB*	7	2	9	3	0.0	2	0	0	0	0
GP/GS: 14/11		80	25	105	11	4.0	9	0	0	0	2

2015 Playoffs (MIN)		U	A	T	TFL	SK	QH	FF	FR	INT	PD
1/10/16	SEA*	4	4	8	0	0.0	1	0	0	0	2
GP/GS: 1/1		4	4	8	0	0.0	1	0	0	0	2

2016	MIN	U	A	T	TFL	SK	QH	FF	FR	INT	PD
9/11	@ TEN*	5	2	7	1	0.0	0	0	0	1	1
9/18	GB*	3	2	5	1	0.0	0	1	0	0	2
9/25	@ CAR*	7	5	12	0	0.0	0	0	0	0	1
10/3	NYG*	6	2	8	0	0.0	0	0	0	0	1
10/9	HOU*	5	0	5	0	0.0	0	0	0	0	2
10/23	@ PHI*	9	3	12	0	0.0	0	0	0	0	0
10/31	@ CHI*	7	2	9	0	0.0	0	0	0	0	0
11/6	DET	INACTIVE									
11/13	@ WAS*	0	1	1	0	0.0	0	0	0	0	1
11/20	ARI*	3	2	5	1	0.0	0	0	0	0	1
11/24	@ DET	4	1	5	1	0.0	0	0	0	0	0
12/1	DAL*	5	3	8	0	0.0	0	0	1	0	0
12/11	@ JAX*	9	2	11	1	0.0	0	0	0	0	1
12/18	IND*	7	5	12	0	0.0	0	0	0	0	0
12/24	@ GB*	8	5	13	4	2.5	3	0	0	0	1
1/1/17	CHI*	8	5	13	1	0.0	1	0	0	0	0
GP/GS: 15/14		86	40	126	10	2.5	4	1	1	1	11

2017	MIN	U	A	T	TFL	SK	QH	FF	FR	INT	PD
9/11	NO*	5	4	9	0	0.0	1	0	0	0	1
9/17	@ PIT*	6	7	13	0	0.0	0	0	0	0	0
9/24	TB*	2	2	4	0	0.0	0	0	0	0	1
10/1	DET*	5	4	9	2	1.0	2	0	0	0	0
10/9	@ CHI*	5	3	8	0	0.0	0	0	0	0	1
10/15	GB*	9	2	11	0	0.0	0	0	0	0	1
10/22	BAL*	11	2	13	4	0.0	0	0	0	0	0
10/29	@ CLE*	8	5	13	1	0.0	2	0	0	0	2
11/12	@ WAS	7	3	10	1	0.0	0	0	0	0	0
11/19	LAR*	1	3	4	0	0.0	2	0	0	0	0
11/23	@ DET*	1	2	3	0	0.0	4	0	0	0	0
12/3	@ ATL*	11	0	11	0	0.0	0	0	0	0	1
12/10	@ CAR*	6	4	10	0	0.0	2	0	0	0	0
12/17	CIN*	4	2	6	1	0.0	0	0	0	1	1
12/23	@ GB*	5	3	8	0	0.0	0	0	0	0	1
12/31	CHI*	1	3	4	1	0.0	0	0	0	0	0
GP/GS: 16/16		87	49	136	10	1.0	13	0	0	1	8

2017 Playoffs (MIN)		U	A	T	TFL	SK	QH	FF	FR	INT	PD
1/14/18	NO*	7	3	10	0	0.0	2	0	0	0	2
1/21/18	@ PHI*	6	0	6	0	0.0	0	0	0	0	2
GP/GS: 2/2		13	3	16	0	0.0	2	0	0	0	4

2018	MIN	U	A	T	TFL	SK	QH	FF	FR	INT	PD
9/9	SF*	4	1	5	0	0.0	2	1	0	0	1
9/16	@ GB*	3	5	8	0	0.0	0	0	0	0	1
9/23	BUF*	7	2	9	1	0.0	0	0	0	0	0
9/27	@ LAR*	7	0	7	1	0.0	0	0	0	0	0
10/7	@ PHI*	4	4	8	0	0.0	0	0	1	0	0
10/14	ARI*	4	3	7	0	0.0	0	0	0	0	0
10/21	@ NVJ*	4	3	7	0	0.0	0	0	0	0	2
10/28	NO*	7	3	10	2	0.0	0	0	0	0	0
11/4	DET*	6	3	9	0	0.0	1	0	0	0	0
11/18	@ CHI*	12	2	14	0	0.0	1	0	0	0	0
11/25	GB*	2	5	7	0	0.0	0	0	0	0	0
12/2	@ NE*	11	7	18	0	0.0	0	0	0	1	1
12/10	@ SEA*	3	4	7	0	0.0	0	0	0	1	1
12/16	MIA*	5	1	6	1	1.0	1	0	0	0	1
12/23	@ DET					INACTIVE					
12/31	CHI					INACTIVE					
GP/GS: 14/14		79	43	122	5	1.0	5	1	1	2	7

2019	MIN	U	A	T	TFL	SK	QH	FF	FR	INT	PD
9/8	ATL*	6	0	6	0	0.0	1	0	0	0	2
9/15	@ GB*	9	4	13	0	0.0	0	0	0	0	1
9/22	OAK*	6	4	10	0	0.0	0	0	0	0	0
9/29	@ CHI*	9	5	14	0	0.0	0	0	0	0	0
10/6	@ NVG*	5	2	7	1	0.0	1	0	0	0	2
10/13	PHI*	8	3	11	1	0.5	1	1	0	0	2
10/20	@ DET*	8	6	14	1	0.0	1	0	0	0	2
10/24	WAS*	7	2	9	0	0.0	0	0	0	0	1
11/3	@ KC*	5	2	7	0	0.0	0	0	0	0	0
11/10	@ DAL*	2	4	6	0	0.0	0	0	0	0	1
11/17	DEN*	3	3	6	0	0.0	0	0	0	0	1
12/2	@ SEA*	5	6	11	1	0.0	0	0	0	0	0
12/8	DET*	6	2	8	0	0.0	0	0	0	0	0
12/15	@ LAC*	7	1	8	0	0.0	0	1	0	0	0
12/23	GB*	0	0	0	0	0.0	0	0	2	0	0
12/31	CHI*					INACTIVE					
GP/GS: 15/15		88	42	130	4	0.5	4	2	2	0	12

2019 Playoffs (MIN)		U	A	T	TFL	SK	QH	FF	FR	INT	PD
1/5/20	@ NO*	1	4	5	0	0.0	0	0	0	0	0
1/11/20	@ SF*	4	4	8	0	0.0	0	0	0	1	2
GP/GS: 2/2		5	8	13	0	0.0	0	0	0	1	2

2020	MIN	U	A	T	TFL	SK	QH	FF	FR	INT	PD
9/13	GB*	7	4	11	1	0.0	0	0	0	0	0
9/20	@ IND*	11	1	12	1	0.0	0	0	0	0	0
9/27	TEN*	5	5	10	0	0.0	0	0	0	0	1
10/4	@ HOU*	7	5	12	0	0.0	0	0	0	0	1
10/11	@ SEA*	7	1	8	0	0.0	0	0	0	0	0
10/18	ATL*	11	2	13	0	0.0	1	0	0	0	0
11/1	@ GB*	8	4	12	0	0.0	0	0	0	0	0
11/8	DET*	3	3	6	0	0.0	0	0	0	1	1
11/16	@ CHI*	2	1	3	0	0.0	0	0	0	0	0
11/22	DAL*	2	6	8	0	0.0	0	0	0	1	2
11/29	CAR*	6	6	12	2	0.0	0	0	0	1	1
12/2	@ SEA*					DID NOT PLAY					
12/8	DET*					INACTIVE					
12/15	@ LAC*					INACTIVE					
12/23	GB*					INACTIVE					
12/31	CHI*					INACTIVE					
GP/GS: 15/15		88	42	130	4	0.5	4	2	2	0	12

2021	MIN	U	A	T	TFL	SK	QH	FF	FR	INT	PD
9/12	@ CIN*	6	9	15	0	0.0	0	0	0	0	0
9/19	@ ARZ*	9	2	11	1	0.0	0	0	0	0	0
9/26	SEA*	6	5	11	2	1.0	1	0	0	0	0
10/3	CLE*	6	4	10	0	0.0	0	0	0	0	0
10/10	DET*	5	3	8	0	0.0	0	0	0	1	1
10/17	@ CAR*	3	2	5	0	1.0	1	0	1	0	1
10/31	DAL*	5	1	6	1	1.0	1	0	0	0	1
11/7	@ BAL*	9	9	18	0	0.0	0	0	0	0	0
11/14	@ LAC*	7	1	8	1	1.0	1	0	0	1	1
11/21	GB*	4	7	10	0	0.0	0	0	0	0	0
11/28	@ SF*	3	3	6	0	0.0	0	0	0	0	0
12/5	@ DET	INACTIVE									
12/9	PIT*	5	6	11	2	1.0	1	0	0	0	0
12/20	@ CHI*	4	3	7	1	0.0	0	0	0	0	0
12/26	LAR*	3	4	7	0	0.0	0	0	0	0	0
1/2/22	@ GB*	6	3	9	0	0	0	0	0	0	0
1/9/22	CHI	RESERVE/COVID-19									
GP/GS: 15/15		81	62	143	8	5.0	5	0	1	2	4

2022	MIN	U	A	T	TFL	SK	QH	FF	FR	INT	PD
9/11	GB*	1	3	4	0	0.0	0	0	0	0	1
9/19	@ PHI*	7	1	8	0	0.0	1	0	0	0	0
9/25	DET*	5	6	11	0	0.0	0	0	0	0	2
10/2	@ NO										
10/9	CHI										
10/16	@ MIA										
10/30	ARI										
11/6	@ WAS										
11/13	@ BUF										
11/20	DAL										
11/24	NE										
12/4	NYJ										
12/11	@ DET										
TBD	IND										
12/24	NYG										
1/1/23	@ GB										
TBD	@ CHI										
GP/GS: 3/3		13	10	23	0	0.0	1	0	0	0	3



BRYANT KOBACK

38

POSITION: Running Back
HEIGHT/WEIGHT: 6-0/210
DOB: 4-6-98
HOMETOWN: Holland, Ohio

COLLEGE: Toledo
ACQUIRED: UDFA '22
NFL SEASON: R
VIKINGS SEASON: 1

2022 GP/GS
PS

Career GP/GS
0/0

Playoffs GP/GS
0/0

OFF THE FIELD

- Played basketball and ran track growing up.
- Shares the same hometown and went to the same high school, Springfield, as Denver Broncos Ring of Honor Member and former Minnesota Golden Gopher Rich Upchurch.
- Has three sisters, Mariah, Brittany, Stephanie, and one brother, Stevie.

TRANSACTIONS

- Signed with the team as an undrafted free agent on 4/30/22.
- Waived on 8/30/22.
- Signed to the Vikings practice squad on 8/31/22.

CAREER NOTES

2022 - Minnesota Vikings

- Began the 2022 season on the Vikings practice squad.

College - Toledo

- Played in 44 games during his Toledo career, rushing for 4,026 yards, 45 touchdowns and a 5.9 average per carry.
- Rushed for 1,400 yards during his final season at Toledo, which ranked second in the MAC. His 15 rushing touchdowns also ranked second in the MAC.
- Led team and was fourth in MAC with 522 rushing yards in 2020. Also ranked second on squad with 24 receptions.
- Second-Team All-MAC honoree in 2019, finishing fourth in MAC with 1,187 rushing yards and third in MAC with 6.1 yards per carry.
- Was 16th player in Toledo history to crack 1,000 rushing yards in a season (2019).
- Led Toledo with 917 rushing yards, 6.0 yards per carry and 14 rushing touchdowns in 2018.
- Joined the team in the spring of 2018 after transferring from the University of Kentucky.
- Enrolled at Kentucky in 2017 but did not play in any games.

Prep - Springfield (Ohio)

- Three-star recruit by 247Sports who was rated the No. 37 running back in 2017.
- Four-year letterwinner, three-year starter, and two-time team captain.
- Prior to suffering a leg injury in 2016, he had rushed 93 times for 1,096 yards and 21 total touchdowns (19 rushing and two receiving) in four games.
- Rushed for 2,015 yards and 31 touchdowns on 194 carries as a junior.
- Named Division II first-team All-State by The Associated Press in 2015.
- Totalled 57 career touchdowns and over 4,400 all-purpose yards in his prep career

KOBACK'S REGULAR-SEASON STATISTICS

Year	GP/GS	RUSHING					RECEIVING				
		Att.	Yds.	Avg.	Lg.	TD	No.	Yds.	Avg.	Lg.	TD
2022 (Min)	PS	0	0	0.0	0	0	0	0	0.0	0	0
Total	0/0	0	0	0.0	0	0	0	0	0.0	0	0

KOBACK'S GAME-BY-GAME STATISTICS (*STARTS)											
2022	MIN	Att.	Yards	RUSHING		TD	No.	Yards	RECEIVING		
				Avg.	Long				Avg.	Long	TD
9/11	GB										PRACTICE SQUAD
9/19	@ PHI										PRACTICE SQUAD
9/25	DET										PRACTICE SQUAD
10/2	@ NO										
10/9	CHI										
10/16	@ MIA										
10/30	ARI										
11/6	@ WAS										
11/13	@ BUF										
11/20	DAL										
11/24	NE										
12/4	NYJ										
12/11	@ DET										
TBD	IND										
12/24	NYG										
1/1/23	@ GB										
TBD	@ CHI										
GP/GS: 0/0											



WILLIAM KWENKEU

47

POSITION: Linebacker
HEIGHT/WEIGHT: 6-1/235
DOB: 1-8-97
HOMETOWN: Walford, Maryland

COLLEGE: Temple
ACQUIRED: UDFA '22
NFL SEASON: R
VIKINGS SEASON: R

2022 GP/GS
PS

Career GP/GS
0/0

Playoffs GP/GS
0/0

OFF THE FIELD

- Pronounced "kwen-kuh."
- Born in Douala, Cameroon
- Named after former president Bill Clinton (mother watched his second inauguration the year he was born)
- Took a week-long class in Rome as part of Temple's sports management degree program
- Mother is a certified nursing assistant
- Says he mirrors his game after Calais Campbell and Khalil Mack.

TRANSACTIONS

- Signed with Minnesota as an undrafted free agent on 5/16/22

CAREER NOTES

- Announced on Jan. 2, 2022, that he was foregoing his final season of eligibility and entering the 2022 NFL Draft.
- Started 20 of 46 games played at Minnesota, making 61 tackles and 7.5 sacks.

Honors

- 2021 Fourth-Team All-AAC recognition.
- 2021 AAC Defensive Player of the Week.
- 2020 American Athletic Conference All-Academic Team.

College - Temple

- Started in 11 games in 2021, tallying 51 total tackles, 10.5 tackles for loss, 3.0 sacks, one forced fumble and one fumble recovery.
- Played in four games in 2020, totaling 30 tackles, including 2.5 tackles for loss.
- Appeared in two games and recorded two tackles.
- As a Junior in 2018, played in 11 games, notching 33 tackles (1.0 for a loss) and six forced fumbles.
- In 2017, played in all 13 games and recorded 34 tackles, including 4.0 tackles for loss and 2.0 sacks. He also forced 11 fumbles.
- In 2016, as a Freshman, appeared in all 14 games and tallied 14 tackles, including 1.0 tackles for loss and one fumble recovery.

Prep - McDonough

- Attended McDonough High School in Pomfret, Maryland before rezoning brought him to St. Charles High School in Waldorf, Maryland.
- Awarded school MVP and earned all-conference honors.
- Recorded 203 rushes for 1,145 yards and 16 TDs and collected 101 tackles (51 solo), three fumble recoveries, a sack and an interception.
- Participated in soccer, track and wrestling
- Member of the Honor Roll Society and had perfect attendance throughout high school

KWENKEU'S REGULAR SEASON STATISTICS

Year	GP/GS	Solo	Asst.	Total TKL	Sacks	INTs	PBU	TFL	QBH	FF/FR	ST TKL
2022 (Min)	PS	0	0	0	0.0	0 (0)	0	0	0	0/0	0
Totals	0/0	0	0	0	0.0	0 (0)	0	0	0	0/0	0

KWENKEU'S GAME-BY-GAME STATISTICS (*STARTS)											
2022	MIN	U	A	T	TFL	SK	QH	FF	FR	INT	PD
9/11	GB					PRACTICE SQUAD					
9/19	@ PHI					PRACTICE SQUAD					
9/25	DET					PRACTICE SQUAD					
10/2	@ NO*										
10/9	CHI										
10/16	@ MIA										
10/30	ARI										
11/6	@ WAS										
11/13	@ BUF										
11/20	DAL										
11/24	NE										
12/4	NYJ										
12/11	@ DET										
TBD	IND										
12/24	NYG										
1/1/23	@ GB										
TBD	@ CHI										
GP/GS: 0/0											



VEDERIAN LOWE

63

POSITION: Tackle
HEIGHT/WEIGHT: 6-6/320
DOB: 4-17-99
HOMETOWN: Rockford, Illinois

COLLEGE: Illinois
ACQUIRED: D6a 2022
NFL SEASON: R
VIKINGS SEASON: R

2022 GP/GS
0/0

Career GP/GS
0/0

Playoffs GP/GS
0/0

OFF THE FIELD

- Son of Eric Lowe and the late Veneka Cockrell.
- His son, Kingston, was born in June 2019 and his other son, Trey Carter, was born in May 2021.
- Adopted his younger brother, Vydalis, after the passing of their mother, Veneka. Officially gained guardianship in July 2021.
- Graduated with a bachelor's in communication in December 2021.

TRANSACTIONS

- Sixth-round (184th overall) draft pick out of Illinois in the 2022 NFL Draft, becoming the first Vikings drafted player from Illinois since RB Thomas Rooks in 1986 (sixth round, 147th overall).

CAREER NOTES

Honors

- 2021 All-Big Ten Honorable Mention (coaches and media).
- 2021 PFF All-Big Ten Second Team.
- 2021 Jason Witten Collegiate Man of the Year semifinalist.
- 2021 FWAA Courage Award nominee.
- 2021 PFF Team of the Week.
- 2020 All-Big Ten Honorable Mention (coaches and media).
- 2017 BTN.com All-Freshman Team Honorable Mention.

2022 - Minnesota Vikings

- Inactive in Weeks 1-3.

College - Illinois

- In 2021, started all 12 games at left tackle.
- Named PFF Team of the Week following a 93.7 grade against Charlotte 10/2/21, the highest grade among offensive linemen in the nation in Week 5.
- As a senior in 2020, started all eight games at left tackle and finished the season with 34 straight starts.
- Started all 13 games at left tackle in 2019, finishing the season with 26-straight starts.
- Part of an OL in 2018 that paved the way for the most-improved running game in the nation (+137.4 ypg from 2017-18), finishing 12th in the FBS and second in the Big Ten at 243.0 ypg. Also started all 12 games at left tackle.
- Played in eight games with seven starts at tackle as a freshman in 2017. Teamed with Alex Palczewski and Larry Boyd to be Illinois' first ever true-freshman trio to start the same game on the offensive line.

Prep - Auburn

- Three-star recruit by 247Sports, Rivals, ESPN and Scout.
- Ranked No. 68 offensive guard in nation by Scout.
- Ranked No. 108 OT in nation by 247Sports.
- Ranked No. 16 recruit in Illinois by Rivals, No. 25 by ESPN, No. 26 by Scout and No. 29 by 247Sports.
- Three-time all-conference.
- Led Auburn to a 10-2 record and the Illinois state quarterfinals as a senior.
- Helped Auburn rush for 271.1 yards per game in 2016.

LOWE'S CAREER GAMES/STARTS

Year.....	GP/GS
2022 (Min)	0/0
Totals	0/0



JAMES LYNCH

92

POSITION: Defensive Line
HEIGHT/WEIGHT: 6-4/295
DOB: 1-20-99
HOMETOWN: Round Rock, Texas

COLLEGE: Baylor
ACQUIRED: D4b (#130) '20
NFL SEASON: 3
VIKINGS SEASON: 3

2022 GP/GS
3/0

Career GP/GS
24/1

Playoffs GP/GS
0/0

OFF THE FIELD

- Father, Tim, played LB at the University of Nebraska. Brother, Dustin, played at Texas State.
- Middle name is Husker, in honor of his dad's college career there.
- Partnered with Uplifting Athletes during the 2020 NFL Combine to raise money for the rare disease community.
- Teammates at Baylor with fellow Vikings Blake Lynch and Harrison Hand, who transferred to Temple for 2019 season.

TRANSACTIONS

- Drafted by Minnesota in the fourth Round (130th overall) of the 2020 NFL Draft with a pick acquired in a trade with New Orleans.

CAREER NOTES

- Earned his first career start at DT at San Francisco in Week 12 and tallied five total tackles (11/28).
- Played in nine games as a rookie and had 1st career sack on Russell Wilson at Seattle (10/11/20) on *Sunday Night Football*.
- 2019 1st-Team All-American (Walter Camp, *USA Today*) and Big 12 Defensive Player of the Year after setting a Baylor single-season record with 13.5 sacks.

2021 - Minnesota Vikings

- Appeared in 13 games, recording 28 total tackles, 1.0 sack and one fumble recovery. Made his first career start at San Francisco in Week 12.
- Earned his first career start at DT at San Francisco and tallied five total tackles (11/28).
- Posted a new single-game career high in solo tackles with three (11/14).
- Tallied four tackles against Baltimore (11/7).
- Recorded his first sack of the season and the second in his career at Carolina (10/17).
- Played in his first game of the season, recording his first career fumble recovery against Detroit (10/10).
- Set a new career high of two solo tackles in a game in Week 5 (10/10).
- Was inactive in Weeks 1-4.

2020 - Minnesota Vikings

- Played in nine games as a rookie, notching first career sack on Russell Wilson in his NFL debut at Seattle (10/11).
- Had one tackle vs. Dallas (11/22) and at Tampa Bay (12/13).
- Played in final four straight games of rookie season and nine games overall in his first season.

College - Baylor

- Helped resurgence of Baylor program that improved from 1-11 campaign in 2017 to a bowl win over Vanderbilt in 2018 and peaked with an 11-3 season in 2019, including OT loss in Big 12 title against Oklahoma and Sugar Bowl loss to Georgia.
- Set a Baylor record with 13.5 sacks as a junior in 2019.
- 2019 honors included First-Team All-American, First-Team All-Big 12, Big 12 Defensive Player of the Year.
- Finished Baylor career with 27 starts in 38 games, had 33.5 career tackles for loss, 22.0 sacks (Baylor record) and three blocked kicks.
- Helped lead Baylor to a 11-3 record and a berth in the Allstate Sugar Bowl in 2019.
- Led Baylor with 5.5 sacks and nine tackles for loss as a sophomore in 2018, earning Second-Team All-Big 12 honors.
- Played in 11 games as a true freshman in 2017 as a reserve DL and led all Big 12 freshman with 3.0 sacks on the season.

Prep - Gilmer

- A three-time All-District choice at DL/TE for Round Rock High near Austin, Texas.
- Racked up 46 tackles, 14 tackles for loss and 8.0 sacks as a senior in 2016.
- Earned District Defensive Lineman of the Year and Second-Team All-Central Texas as a junior in 2015.

LYNCH'S REGULAR SEASON STATISTICS

Year	GP/GS	Solo	Asst.	Total TKL	Sacks	INTs	PBU	TFL	QBH	FF/FR	ST TKL
2020 (Min)	9/0	2	1	3	1.0	0	0	1	1	0/0	0
2021 (Min)	13/1	18	12	30	1.0	0	0	2	1	0/1	0
2022 (Min)	3/0	0	2	2	0.0	0	0	0	0	0/0	0
Totals	25/1	20	15	35	2.0	0	0	3	2	0/1	0

SINGLE-GAME CAREER HIGHS (* - playoffs)

Tackles 4 at LAC, 11/14/21 Pass Defensed 0 N/A
Solo Tackles 7 at LAC, 11/14/21 Sacks 1.0 2x, last at Carolina, 10/17/21
Interceptions N/A

LYNCH'S SACKS		
GAME	QB	SACK
at Seattle, 10/11/20	Russell Wilson	1.0
at Carolina, 10/17/21	Sam Darnold.....	1.0
Total.....		2.0

LYNCH'S GAME-BY-GAME (*STARTS)											
2020	MIN	U	A	T	TFL	SK	QH	FF	FR	INT	PD
9/13	GB					INACTIVE					
9/20	@ IND					INACTIVE					
9/27	TEN					INACTIVE					
10/4	@ HOU					INACTIVE					
10/11	@ SEA	1	0	1	1	1.0	1	0	0	0	0
10/18	ATL	0	0	0	0	0.0	0	0	0	0	0
11/1	@ GB	0	0	0	0	0.0	0	0	0	0	0
11/8	DET					INACTIVE					
11/16	@ CHI					INACTIVE					
11/22	DAL	1	0	1	0	0.0	0	0	0	0	0
11/29	CAR	0	0	0	0	0.0	0	0	0	0	0
12/6	JAX					DID NOT PLAY					
12/13	@ TB	0	1	1	0	0.0	0	0	0	0	0
12/20	CHI	0	0	0	0	0.0	0	0	0	0	0
12/25	@ NO	0	0	0	0	0.0	0	0	0	0	0
1/3	@ DET	0	0	0	0	0.0	0	0	0	0	0
GP/GS: 9/0		2	1	3	1	1.0	1	0	0	0	0

2021	MIN	U	A	T	TFL	SK	QH	FF	FR	INT	PD
9/12	@ CIN					INACTIVE					
9/19	@ ARZ					INACTIVE					
9/26	SEA					INACTIVE					
10/3	CLE					INACTIVE					
10/10	DET	1	1	2	0	0.0	0	0	1	0	0
10/17	@ CAR	1	1	2	1	1.0	1	0	0	0	0
10/31	DAL	0	0	0	0	0.0	0	0	0	0	0
11/7	@ BAL	1	2	3	0	0.0	0	0	0	0	0
11/14	@ LAC	3	1	4	0	0.0	0	0	0	0	0
11/21	GB	2	0	2	0	0.0	0	0	0	0	0
11/28	@ SF*	3	2	5	0	0.0	0	0	0	0	0
12/5	@ DET	0	0	0	0	0.0	0	0	0	0	0
12/9	PIT	1	1	2	0	0.0	0	0	0	0	0
12/20	@ CHI	2	1	3	0	0.0	0	0	0	0	0
12/26	LAR	1	0	1	0	0.0	0	0	0	0	0
1/2/22	@ GB	3	1	4	1	0.0	0	0	0	0	0
1/9/22	CHI	0	2	2	0	0.0	0	0	0	0	0
GP/GS: 12/1		18	12	30	2	1.0	1	0	1	0	0

2022	MIN	U	A	T	TFL	SK	QH	FF	FR	INT	PD
9/11	GB	0	1	1	0	0.0	0	0	0	0	0
9/19	@ PHI	0	0	0	0	0.0	0	0	0	0	0
9/25	DET	0	1	1	0	0.0	0	0	0	0	0
10/2	@ NO										
10/9	CHI										
10/16	@ MIA										
10/30	ARI										
11/6	@ WAS										
11/13	@ BUF										
11/20	DAL										
11/24	NE										
12/4	NYJ										
12/11	@ DET										
TBD	IND										
12/24	NYG										
1/1/23	@ GB										
TBD	@ CHI										
GP/GS: 3/0		0	2	2	0	0.0	0	0	0	0	0



ALEXANDER MATTISON

2

POSITION: Running Back

HEIGHT/WEIGHT: 5-11/215

DOB: 6-19-98

HOMETOWN: San Bernardino, California

COLLEGE: Boise State

ACQUIRED: D3 (#102) '19

NFL SEASON: 4

VIKINGS SEASON: 4

2022 GP/GS

3/0

Career GP/GS

45/6

Playoffs GP/GS

2/0

OFF THE FIELD

- Has two older twin brothers, Lamarr and Darrell Jr.
- Father, Darrell, and grandfather, James Mattison, served in the Air Force and uncle, Lawrence Mattison, served in the Army.
- Participated in The Power to Change movement.
- Was featured as a speaker at the Integrated New Families Opportunity graduation at Ecclesia Christian Center in 2015.
- Active in Make-A-Wish programs at Boise State.
- Teammates with Vikings G Ezra Cleveland at Boise State, drafted in second round of 2020.

TRANSACTIONS

- Drafted in the third round (102nd overall) by Minnesota in 2019.

CAREER NOTES

- Made four starts in 2021 in place of RB Dalvin Cook. Notched career highs in rushing yards (491), rushing attempts (134) and rushing touchdowns (three).
- Scored two TDs at Detroit (1/3/21), his 1st career multi-TD game, scoring a rushing and receiving TD.
- Started a pair of games in place of Dalvin Cook in 2020, his 1st career starts (vs. Atlanta and at Detroit).
- Scored his first NFL TD vs. Oakland (9/22/19), a 10-yard rush.
- Pick #102 is the same as Kirk Cousins (Washington, 2012).
- The first Boise State Bronco to be drafted by the Vikings.
- The lone Bronco drafted in 2019, joins a list of recent RBs from the school selected that includes Jay Ajayi (2015, 5th round) and Doug Martin (2012, 1st round).
- Entered the NFL Draft following his junior season at Boise State, ranking 10th in Broncos history with 2,829 rushing yards.

2022 - Minnesota Vikings

- Had 20 carries for 90 yards, including a 16-yard rush against Green Bay (9/11).
- Notched his first touchdown of the season, a 6-yard touchdown run, against Detroit (9/25).

2021 - Minnesota Vikings

- Appeared in 16 games, making four starts. Finished the season with career highs in rushing yards (491), rushing attempts (134) and rushing touchdowns (3).
- Made his fourth start of the season and rushed for his third touchdown of the season, a new single-season career high (12/26).
- Activated from Reserve/COVID-19 prior to Week 16.
- Placed on Reserve/COVID-19 prior to Week 15 at Chicago.
- Had six carries for 27 rushing yards against Pittsburgh (12/9).
- Started his third game of the season and rushed for his second touchdown of the season and fifth in his career (12/5).
- Tallied his first rushing touchdown on the season and fourth of his career (11/28).
- Rushed for a career-high 113 yards and now has three games with 100+ rushing yards. Also created a career-long 48-yard run over the Lions (10/10).
- Recorded his first receiving touchdown of the season against Detroit (10/10).
- Matched his single-game career high of 112 rushing yards in a single game against Seattle, his longest rush for 24 yards (9/26).
- Reached a single-game career high of 59 receiving yards, his longest reception for 23 yards vs. Seattle (9/26).
- Recorded a single-game career high of 6 receptions against Seattle on 9/26.
- Recorded three rushing attempts for 11 yards and one catch for 17 yards in Week 2 at Arizona (9/19).
- Had one carry for two yards and one catch for four yards in the Week 1 game at Cincinnati (9/12).

2020 - Minnesota Vikings

- Started games vs. Atlanta (10/18) and at Detroit (1/3/21), his first starts of his career.
- Had a game-high 95 yards rushing and added 50 yards receiving, scoring a rushing and receiving TD in a game for the first time in his career at Detroit (1/3/21), scoring on a 28-yard pass from Kirk Cousins and on a two-yard run.
- Inactive for game at New Orleans (12/25).
- Returned to lineup vs. Chicago (12/20), catching a 14-yard pass and carrying once for one yard.
- Inactive vs. Jacksonville (12/6) and at Tampa Bay (12/13).
- Finished game vs. Detroit (11/8) with 69 yards on 12 carries in relief of Dalvin Cook, who had rushed for 206 yards, giving the team 275 yards on the ground.
- Started first career game when Dalvin Cook was inactive with injury vs. Atlanta (10/18).
- Had first career 100-yard day at Seattle (10/11), going for 112 yards on 20 carries and added 24 yards on three catches after replacing an injured Dalvin Cook for the second half in a narrow 27-26 loss on *Sunday Night Football*.

- Scored first TD of the season at Houston (10/4) on a four-yard run in the fourth quarter, the final Vikings score in their 31-23 win, the first victory of the season.
- Tied for team-high with 50 rushing yards, including team-long 21-yarder, and had second-most catches by a Viking with four in season-opener vs. Green Bay (9/13).

2019 - Minnesota Vikings

- Finished the 2019 regular season with 100 carries for 462 yards (4.6 avg.) and 10 receptions for 82 yards.
- Made his NFL debut vs. Atlanta (9/8), carrying 9 times for 49 yards with a long rush of 23 yards.
- Scored his first career TD on a 10-yard rush vs. Oakland (9/22), ending the day with 12 carries for 58 yards and one TD.
- Hauled in his first career reception at Chicago (9/29).
- Led the team and set career high with 62 rushing yards vs. Philadelphia (10/13) with career-long 35-yard run.
- Rushed for 61 yards on 13 carries vs. Washington (10/24) and added two receptions for three yards.
- Had 73 scrimmage yards at Seattle (12/2) with 51 receiving yards on four receptions.
- Inactive with an injury Weeks 15-17.
- Made his NFL postseason debut in the Wild Card win at New Orleans (1/5/20), rushing five times for 20 yards and catching one pass for 10 yards.

College - Boise State

- Played in all 40 games during his Boise career, helping team to Mountain West title in 2017 and capping that season with a win over Oregon in the Las Vegas Bowl to finish 11-3.
- Two-time Academic All-Mountain West (2016-17).
- Became the first Boise player to claim a Mountain West rushing crown in 2018, ranking 8th in the country with 1,415 rushing yards. Also ranked third in the FBS with 302 rushing attempts and tied for seventh with 17 rushing TDs (1st in the MWC).
- Ended Broncos career tied for second in school history with three games of 200+ rushing yards while also posting 10 games with 100+ rushing yards.
- Tied school record with 40 rushes vs. Fresno State (12/1/18).

Prep - San Bernardino

- Three-star recruit from San Bernardino (CA) HS.
- Ran for 2,000+ yards each of his final two seasons, going for 2,017 yards and 26 TDs in 2014 and 2,057 with 22 TDs in 2015.
- Won a league wrestling title at 195 pounds and was named all-league as a junior.
- Won the Mountain Valley League title in the 110 hurdles.
- Boasted a 4.7 cumulative grade-point average.

MATTISON'S REGULAR SEASON STATISTICS											
Year	GP/GS	RUSHING					RECEIVING				
		Att.	Yds.	Avg.	Lg.	TD	No.	Yds.	Avg.	Lg.	TD
2019 (Min)	13/0	100	462	4.6	35	1	10	82	8.2	17	0
2020 (Min)	13/2	96	434	4.5	25	2	13	125	9.6	28t	1
2021 (Min)	16/4	134	491	3.7	48	3	32	228	7.1	24	1
2022 (Min)	3/0	29	126	4.3	16	1	4	22	5.5	16	0
Total	45/6	359	1513	4.2	48	7	59	457	7.7	24	2

MATTISON'S POST SEASON STATISTICS											
Year	GP/GS	RUSHING					RECEIVING				
		Att.	Yds.	Avg.	Lg.	TD	No.	Yds.	Avg.	Lg.	TD
2019 (Min)	2/0	6	23	3.8	16	0	1	10	10.0	10	0
Total	2/0	6	23	3.8	16	0	1	10	10.0	10	0

SINGLE-GAME CAREER HIGHS (* - playoffs)

Rushing Attempts	26	vs. Seattle, 9/26/21	Long Rush	48	vs. Detroit, 10/10/21
Rushing Yards	113	vs. Detroit, 10/10/21	Rushing TD	1	6x, last vs. LAR, 12/26/21
Receptions	7	vs. Detroit, 10/10/21	Receiving Yards	59	vs. Seattle, 9/26/21
Long Reception	28	at Detroit, 1/3/21	Receiving TD	1	2x, last vs. Detroit, 10/10/21
2-Point Conversions	N/A				

MATTISON'S TOUCHDOWNS	
GAME	PLAY
vs. Oakland, 9/22/19	10 run
at Houston, 10/4/20	4 run
at Detroit, 1/3/21	28 pass from K. Cousins, 2 run
vs. Detroit, 10/10/21	15 yard pass from K. Cousins, 1 run
at San Francisco, 11/28/21	6 run
at Detroit, 12/5/21	8 run
vs. Los Angeles Rams, 12/26/21	2 run
vs. Detroit, 9/25/22	6 run
Total	9 (7 run, 2 pass)

MATTISON'S 100-YARD DAYS	
GAME	YARDS/ATT/TD
at Seattle, 10/11/20	112/20/0
vs. Seattle, 9/26/21	112/26/0
vs. Detroit, 10/10/21	113/25/0
Total	3

MATTISON'S GAME-BY-GAME (*STARTS)											
2019	MIN	Att.	RUSHING				No.	RECEIVING			
			Yards	Avg.	Long	TD		Yards	Avg.	Long	TD
9/8	ATL	9	49	5.4	23	0	0	0	0.0	0	0
9/15	@ GB	4	25	6.3	14	0	0	0	0.0	0	0
9/22	OAK	12	58	4.8	21	1	0	0	0.0	0	0
9/29	@ CHI	2	5	2.5	3	0	1	8	8.0	8	0
10/6	@ NVG	7	52	7.4	19	0	0	0	0.0	0	0
10/13	PHI	14	63	4.5	35	0	0	0	0.0	0	0
10/20	@ DET	7	18	2.6	9	0	0	0	0.0	0	0
10/24	WAS	13	61	4.7	28	0	2	3	1.5	4	0
11/3	@ KC	3	6	2.0	3	0	0	0	0.0	0	0
11/10	@ DAL	8	52	6.5	16	0	1	2	2.0	2	0
11/17	DEN	3	5	1.7	6	0	0	0	0.0	0	0
12/2	@ SEA	4	22	5.5	15	0	4	51	12.8	17	0
12/8	DET	14	46	3.3	9	0	2	18	9.0	9	0
12/15	@ LAC										
12/23	GB										
12/29	CHI										
GP/GS: 13/0		100	462	4.6	35	1	10	82	8.2	17	0

2019 PLAYOFFS											
			RUSHING					RECEIVING			
			Yards	Avg.	Long	TD		Yards	Avg.	Long	TD
1/5/20	@ NO	5	20	4.0	16	0	1	10	10.0	10	0
1/11/20	@ SF	1	3	3.0	3	0	0	0	0.0	0	0
GP/GS: 2/0		6	23	3.8	16	0	1	10	10.0	10	0

2020	MIN	Att.	RUSHING				No.	RECEIVING			
			Yards	Avg.	Long	TD		Yards	Avg.	Long	TD
9/13	GB	6	50	8.3	21	0	4	30	7.5	9	0
9/20	@ IND	3	13	4.3	11	0	1	3	3.0	3	0
9/27	TEN	8	27	3.4	15	0	0	0	0.0	0	0
10/4	@ HOU	7	17	2.4	4t	1	0	0	0.0	0	0
10/11	@ SEA	20	112	5.6	25	0	3	24	8.0	14	0
10/18	ATL*	10	26	2.6	16	0	1	4	4.0	4	0
11/1	@ GB	3	8	2.7	3	0	0	0	0.0	0	0
11/8	DET	12	69	5.8	18	0	0	0	0.0	0	0
11/16	@ CHI	2	4	2.0	4	0	0	0	0.0	0	0
11/22	DAL	1	6	6.0	6	0	0	0	0.0	0	0
11/29	CAR	2	6	3.0	4	0	0	0	0.0	0	0
12/6	JAX										
12/13	@ TB										
12/20	CHI	24	132	5.5	20	1	5	27	5.4	13	0
12/25	@ NO										
1/3/21	@ DET*	21	95	4.5	20	1	3	50	16.7	28t	1
GP/GS: 13/2		96	434	4.5	25	2	13	125	9.6	28t	1

2021	MIN	Att.	RUSHING				No.	RECEIVING			
			Yards	Avg.	Long	TD		Yards	Avg.	Long	TD
9/12	at CIN	1	2	2.0	2	0	1	4	4.0	4	0
9/19	at ARZ	3	11	3.6	6	0	1	17	17.0	17	0
9/26	SEA*	26	112	4.3	24	0	6	59	9.8	23	0
10/3	CLE	10	20	2.0	6	0	0	0	0.0	0	0
10/10	DET*	25	113	4.5	48	0	7	40	5.7	15t	1
10/17	at CAR	3	10	3.3	5	0	0	0	0.0	0	0
10/31	DAL	2	5	2.5	4	0	2	-5	-2.5	-2	0
11/7	at BAL	4	0	0.0	2	0	1	3	3.0	3	0
11/14	at LAC	4	16	4.0	7	0	1	24	24.0	24	0
11/21	GB	3	5	1.7	3	0	0	0	0.0	0	0
11/28	at SF	7	21	3.0	7	1	2	7	3.5	5	0
12/5	at DET*	22	90	4.1	11	1	3	34	11.3	16	0
12/9	PIT	6	27	4.5	14	0	0	0	0.0	0	0
12/20	@ CHI										
12/26	LAR*	13	41	3.2	18	1	3	29	9.7	14	0
1/2/22	at GB	0	0	0.0	0	0	4	13	3.3	7	0
1/9/22	CHI	5	18	3.6	9	0	1	3	3.0	3	0
GP/GS: 16/4		134	491	3.7	48	3	32	228	7.1	24	1

2022	MIN	RUSHING					RECEIVING				
		Att.	Yards	Avg.	Long	TD	No.	Yards	Avg.	Long	TD
9/11	GB	20	90	4.5	16	0	0	0	0.0	0	0
9/19	@ PHI	2	8	4.0	5	0	3	6	2.0	7	0
9/25	DET	7	28	4.0	9	1	1	16	16.0	16	0
10/2	@ NO										
10/9	CHI										
10/16	@ MIA										
10/30	ARI										
11/6	@ WAS										
11/13	@ BUF										
11/20	DAL										
11/24	NE										
12/4	NYJ										
12/11	@ DET										
TBD	IND										
12/24	NYG										
1/1/23	@ GB										
TBD	@ CHI										
GP/GS: 3/0		29	126	4.3	16	1	4	22	5.5	16	0



JOSH METELLUS

44

POSITION: Safety

HEIGHT/WEIGHT: 5-11/207

DOB: 1-21-98

HOMETOWN: Pembroke Pines, Florida

COLLEGE: Michigan

ACQUIRED: D6b (#205) 2020

NFL SEASON: 3

VIKINGS SEASON: 3

2022 GP/GS
3/1

Career GP/GS
34/1

Playoffs GP/GS
0/0

OFF THE FIELD

- Graduated with a bachelor's degree in sport management.
- Had a son, Joshua Syx Metellus, with his wife Haley in spring 2021.

TRANSACTIONS

- Selected in the 6th round (#205 overall) of the 2020 NFL Draft, the 4th of 5 DBs drafted by the Vikings and the 9th of 10 players drafted from Michigan in 2020, 2nd only to LSU's 14.

CAREER NOTES

- Named Vikings 2020 Special Teams Player of the Year as part of annual Minnesota Football Honors program.
- Was elevated from practice squad to 53-man roster and played in 1st career game at Indianapolis (9/20/20).
- Three-time All-Big Ten honoree (2017-19) and was tabbed a 1st-Team All-Big Ten selection by *The Associated Press* in 2018.
- Played in 1st career game at Indianapolis (9/20/20).
- High school and college teammate Devin Bush Jr. was a 1st-round selection by the Steelers in 2019.

2022 - Minnesota Vikings

- Notched his first career start at safety and had 11 tackles, one interception and two passes defended on the day (9/25).

2021 - Minnesota Vikings

- Appeared in 16 games. Had career highs in total tackles with six, including four solo (career-high) and one pass defended.
- Played in his 30th career game (1/2).
- Recorded his first defensive tackle of the season and of his career. He also had one special teams tackle (11/28).
- Activated from Reserve/COVID-19 prior to Game 12.
- Placed on Reserve/COVID-19 prior to Game 11.
- Appeared on special teams in Weeks 1 - 9.

2020 - Minnesota Vikings

- Played in final 15 games of season.
- Had 2nd straight game with FR vs. Dallas (11/22).
- Recovered fumble on punt coverage at Chicago (11/16), a win on *Monday Night Football*.
- Led team with 4 special teams stops vs. Detroit (11/8)
- Played on defense at Green Bay (11/1).
- Played at Houston (10/4) and had 2 tackles on coverage units.
- Played on special teams vs. Tennessee (9/27).
- Played in 1st career game at Indianapolis (9/20). Moving from practice squad to 53-man roster days before game.
- Released in final roster cuts following training camp but returned on practice squad where he spent the season-opening week and game vs. Green Bay (9/13).

College - Michigan

- Started all 13 games as a senior, 12 as a junior, 13 as a sophomore and 1 as a true freshman in 2016.
- Notched career-high 74 tackles in 2019 and 3 INT in 2018.
- Had team-high 11 tackles vs. Alabama in the 2020 Citrus Bowl.
- Michigan went 10-3 in 2016 and 2018, 9-4 in 2019 and 8-5 in 2017. Went to Orange Bowl vs. Florida State ('16), Outback vs. South Carolina ('17), Peach vs. Florida ('18) and Citrus ('19).
- Part of the Pro Football Focus College Big Ten Defensive Team of the Week for his games against Middle Tennessee State, Army, Notre Dame and Michigan State in 2019.
- Returned a 73-yard INT for TD against SMU in 2018.

Prep - Flanagan

- Attended Flanagan High in Pembroke Pines, FL, in greater Miami and was coached by Devin Bush Sr.
- Helped Flanagan to Class 8A state title in 2015, part of a turnaround under coach Bush, a former Super Bowl winner, who led Flanagan from a team that had never made the state playoffs to the state semi's in 2014 and the title in 2015.
- A 4-star prospect and rated No. 21 safety in nation by ESPN.

METELLUS' REGULAR SEASON STATISTICS											
Year	GP/GS	Solo	Asst.	Total TKL	Sacks	INTs	PBU	TFL	QBH	FF/FR	ST TKL
2020 (Min)	15/0	0	0	0	0.0	0	0	0	0	0/2	9
2021 (Min)	16/0	4	2	6	0.0	0	1	0	0	0/0	6
2022 (Min)	3/1	10	1	11	0.0	1	2	0	0	0/0	3
Totals	34/1	14	4	18	0.0	1	3	0	0	0/2	18


SINGLE-GAME CAREER HIGHS (* - playoffs)

Tackles11..... vs. Detroit, 9/25/22 Fumble Recovery1.....2x, last vs. Dallas, 11/22/20
 Spec Teams Tkls..... 4.....vs. Detroit, 11/8/20 Passes Defensed2.....vs. Detroit, 9/25/22
 Interceptions.....1..... vs. Detroit, 9/25/22

METELLUS' GAME-BY-GAME (*STARTS)											
2020	MIN	U	A	T	TFL	SK	QH	FF	FR	INT	PD
9/13	GB	PRACTICE SQUAD									
9/20	@ IND	0	0	0	0	0.0	0	0	0	0	0
9/27	TEN	0	0	0	0	0.0	0	0	0	0	0
10/4	@ HOU	0	0	0	0	0.0	0	0	0	0	0
10/11	@ SEA	0	0	0	0	0.0	0	0	0	0	0
10/18	ATL	0	0	0	0	0.0	0	0	0	0	0
11/1	@ GB	0	0	0	0	0.0	0	0	0	0	0
11/8	DET	0	0	0	0	0.0	0	0	0	0	0
11/16	@ CHI	0	0	0	0	0.0	0	0	1	0	0
11/22	DAL	0	0	0	0	0.0	0	0	1	0	0
11/29	CAR	0	0	0	0	0.0	0	0	0	0	0
12/6	JAX	0	0	0	0	0.0	0	0	0	0	0
12/13	@ TB	0	0	0	0	0.0	0	0	0	0	0
12/20	CHI	0	0	0	0	0.0	0	0	0	0	0
12/25	@ NO	0	0	0	0	0.0	0	0	0	0	0
1/3	@ DET	0	0	0	0	0.0	0	0	0	0	0
GP/GS: 15/0		0	0	0	0	0.0	0	0	2	0	0

2021	MIN	U	A	T	TFL	SK	QH	FF	FR	INT	PD
9/12	at CIN	0	0	0	0	0.0	0	0	0	0	0
9/19	at ARZ	0	0	0	0	0.0	0	0	0	0	0
9/26	SEA	0	0	0	0	0.0	0	0	0	0	0
10/3	CLE	0	0	0	0	0.0	0	0	0	0	0
10/10	DET	0	0	0	0	0.0	0	0	0	0	0
10/17	at CAR	0	0	0	0	0.0	0	0	0	0	0
10/31	DAL	0	0	0	0	0.0	0	0	0	0	0
11/7	at BAL	0	0	0	0	0.0	0	0	0	0	0
11/14	at LAC	0	0	0	0	0.0	0	0	0	0	0
11/21	GB	RESERVE/COVID-19									
11/28	at SF	0	1	1	0	0.0	0	0	0	0	0
12/5	at DET	0	0	0	0	0.0	0	0	0	0	0
12/9	PIT	0	0	0	0	0.0	0	0	0	0	0
12/20	at CHI	0	0	0	0	0.0	0	0	0	0	0
12/26	LAR	0	0	0	0	0.0	0	0	0	0	0
1/2	at GB	0	0	0	0	0.0	0	0	0	0	0
1/9	CHI	4	2	6	0	0.0	0	0	0	0	1
GP/GS: 16/0		4	3	7	0	0.0	0	0	0	0	1

2022	MIN	U	A	T	TFL	SK	QH	FF	FR	INT	PD
9/11	GB	0	0	0	0	0.0	0	0	0	0	0
9/19	@ PHI	0	0	0	0	0.0	0	0	0	0	0
9/25	DET*	10	1	11	0	0.0	0	0	0	1	2
10/2	@ NO										
10/9	CHI										
10/16	@ MIA										
10/30	ARI										
11/6	@ WAS										
11/13	@ BUF										
11/20	DAL										
11/24	NE										
12/4	NYJ										
12/11	@ DET										
TBD	IND										
12/24	NYG										
1/1/23	@ GB										
TBD	@ CHI										
GP/GS: 3/1		10	1	11	0	0.0	0	0	0	1	2



NICK MULLENS

12

POSITION: Quarterback
HEIGHT/WEIGHT: 6-0/210
DOB: 3-21-95
HOMETOWN: Hoover, Alabama

COLLEGE: Southern Mississippi
ACQUIRED: T (LV) '22
NFL SEASON: 5
VIKINGS SEASON: 1

2022 GP/GS
0/0

Career GP/GS
20/17 (19/16-SF; 1/1-CLE)

Playoffs GP/GS
0/0

OFF THE FIELD

- Full name is Nicholas Clayton Mullens.
- Son of Suzanne and Mark Mullens.
- Has an older brother, Frank, and an older sister, Heather.
- Uncle, Scott Tabor, played baseball at Arkansas, while grandpa, Ernie Tabor, played Major League baseball for the Philadelphia Phillies.
- Majored in marketing.

TRANSACTIONS

- Signed as UDFA with the San Francisco 49ers on 5/5/17.
- Waived by San Francisco on 9/2/17.
- Released by San Francisco on 9/3/17.
- Signed to San Francisco's practice squad on 9/3/17.
- Released by San Francisco on 9/3/17.
- Activated by San Francisco on 2/5/18.
- Waived by San Francisco on 9/1/18.
- Signed to San Francisco's practice squad on 9/2/18.
- Released by San Francisco on 9/26/18.
- Signed by San Francisco on 9/26/18.
- Re-signed with San Francisco on 5/1/20.
- Activated by San Francisco on 10/14/20.
- Placed on Reserved/Injured by San Francisco on 12/25/20.
- Signed with the Philadelphia Eagles on 6/17/21.
- Released by Philadelphia on 8/28/21.
- Signed with Cleveland on 1/5/22.
- Signed with Las Vegas Raiders on 4/4/22.
- Acquired by Minnesota via trade with Las Vegas on 8/22/22.

CAREER NOTES

- Appeared in one contest for the Browns in 2021, spending most of the year on the team's practice squad.
- Played in a career-high 10 games with eight starts for the 49ers in 2020, setting career highs in pass attempts (326), completions (211), completion percentage (64.7 percent) and passing yards (2,437).
- In 2019, was active for all 16 contests and served as the backup quarterback with San Francisco.
- Started eight contests in 2018, registering career highs in passing TDs (13) and passer rating (90.8).
- Has appeared in 20 games with 17 starts over his four-year career, completing 407-of-630 attempts for 4,861 yards with 26 touchdowns against 22 interceptions for a passer rating of 87.3.

2021 - Cleveland

- Started one game after spending a majority of the season on the team's practice squad.
- Completed 20-of-30 attempts for 147 yards with one TD (12/20).

2020 - San Francisco

- Appeared in a career-high 10 games with eight starts.
- Set career highs in pass attempts (326), completions (211), completion percentage (64.7 percent) and passing yards (2,437)... Also posted 12 TDs and 12 INTs while recording an 84.1 passer rating.
- Converted 8-of-11 passes for 71 yards with one INT (9/20).
- Registered a season-high 34 yards on 25-of-36 passing with one TD (9/20).
- Completed 18-of-26 attempts for 200 yards with one TD against two INTs (10/4).
- Completed 18-of-25 attempts for 238 yards for two TDs (11/1).
- Connected on 22-of-35 passing for 291 yards with one TD and one INT (11/5).
- Completed 24-of-38 attempts for 247 yards with one TD and two INTs (11/15).
- Registered 252 yards on 24-of-35 passing (11/29).
- Completed 26-of-39 passes for 316 yards and three TDs, marking his fourth career 300-yard passing game (12/7).
- Recorded a season-high 45 pass attempts and finished with 260 yards and one TD (12/13).
- Converted on 21-of-36 attempts for 219 yards with two TDs against two INTs (12/20).

2019 - San Francisco

- Appeared in one contest and served as the team's backup quarterback.
- Was active for all 16 regular season games and three postseason contests.
- Appeared in a reserve role and recorded three carries (10/27).

2018 - San Francisco

- Started eight contests and registered career highs in passing TDs (13) and passer rating (90.8).
- Finished with 2,277 yards on 176-of-274 attempts (64.2 percent).
- Completed 16-of-22 attempts for 262 yards with a career-high three TDs (11/1).
- Posted a career-best 151.9 passer rating. His 151.9 passer rating was the 2nd-highest by a QB in their NFL debut since 1973 (min. 15 attempts). Joined Pro Football Hall of Famers Jim Kelly (1986) and Fran Tarkenton (1961) as the third player in NFL history to record 250+ yards, 3+ TDs and 0 INTs in their NFL debut (11/1).
- Completed 27-of-39 attempts for 250 yards with one TD against two INTs (11/12).
- Connected on 18-of-32 attempts for 221 yards with one TD against two INTs (11/25).
- Completed 30-of-48 passes for a career-high 414 yards and two TDs. Became the first 49ers QB to throw for 400-plus yards since Colin Kaepernick in 2013 (12/2).
- Converted 20-of-33 attempts for 332 yards with 2 TDs and a 102.1 passer rating (12/9).
- Completed 20-of-29 passes for 275 yards with one TD (12/16).
- Converted on 22-of-38 attempts for 241 yards with one INT (12/23).
- Tied a career-high with three TD passes while completing 23-of-33 attempts for 282 yards (12/30).

2017 - San Francisco

- Spent the entire season on the team's practice squad.

College - Southern Mississippi

- Played in 44 games with 41 starts at Southern Mississippi from 2013-16, completing 928-of-1,546 attempts for 11,994 yards and 87 TDs.
- In 2016, started 11 contests and completed 243-of-384 attempts for 3,272 yards and 24 TDs.
- Averaged 297.5 passing yards per game.
- Named the 2015 Conference USA Offensive Player of the Year after starting 14 contests and setting single season school records for passing yds. (4,476) and TD passes (38).
- In 2014, started 10 games and completed 218-of-365 attempts for 2,470 passing yards and 12 TDs.
- As a freshman in 2013, appeared in nine games with six starts and passed for 1,776 yards and 13 TDs while earning Conference USA All-Freshman honors.

Prep - Spain Fork High (Alabama)

- Recorded 8,605 career passing yards and 40 TDs.
- Finished his prep career with the seventh-most passing yards in AHSAA history.

MULLENS' REGULAR SEASON STATISTICS													
Year	GP/GS	PASSING								RUSHING			
		Att	Comp	Pct	Yds	TD	INT	Lg	Sk/Yds	Rtg	Rush	Yds	TD
2018 (SF)	8/8	274	176	64.2%	2,277	13	10	85t	17/127	90.8	18	-16	0
2019 (SF)	1/0	0	0	0%	0	0	0	0	0	0	0	0	0
2020 (SF)	10/8	326	211	64.7%	2,437	12	12	49	19/139	84.1	9	8	0
2021 (Cle)	1/1	30	20	66.7%	147	1	0	25	0/0	89.2	0	0	0
2022 (Min)	0/0	0	0	0%	0	0	0	0	0	0	0	0	0
Total	20/17	630	407	64.6%	4,861	26	22	85t	36/266	87.3	30	-11	0

MULLENS' GAME-BY-GAME														
2018	SF	PASSING								RUSHING				
		Att.	Comp.	Yds.	Pct.	TD.	INT.	Lg.	Sk/Yds.	Rating	Rush	Yds	TD	Score
9/30	@ LAC							DID NOT PLAY						
10/17	ARI							DID NOT PLAY						
10/15	@ GB							DID NOT PLAY						
10/21	LAR							DID NOT PLAY						
10/28	@ ARI							DID NOT PLAY						
11/1	OAK*	22	16	262	72.7%	3	0	71	0/0	151.9	4	-3	0	W 34-3
11/12	NYG*	39	27	250	69.2%	1	2	26	0/0	73.7	2	1	0	L 23-27
11/25	@ TB*	32	18	221	56.3%	1	2	25	4/27	62.1	2	-1	0	L 9-27
12/2	@ SEA*	48	30	414	62.5%	2	1	75	3/28	95.3	2	1	0	L 16-43
12/9	DEN*	33	20	332	60.6%	2	1	85	0/0	158.3	0	0	0	W 20-14
12/16	SEA*	29	20	275	68.9%	1	0	41	2/21	104.4	3	22	0	W 26-23
12/23	@ CHI*	38	22	241	57.9%	0	1	35	0/0	158.3	0	0	0	L 9-14
12/30	@ LAR*	33	23	282	69.7%	3	3	43	0/0	158.3	0	0	0	L 32-48
GP/GS: 8/8		274	176	2,277	64.2%	13	10	85t	17/127	90.8	18	-16	0	

2019	SF	PASSING								RUSHING				Score
		Att.	Comp.	Yds.	Pct.	TD.	INT.	Lg.	Sk/Yds.	Rating	Rush	Yds	TD	
9/8	@ TB													
9/15	@ CIN													
9/22	PIT													
10/7	CLE													
10/13	@ LAR													
10/20	@ WAS													
10/27	CAR	0	0	0	0.0%	0	0	0	0/0	0	3	-3	0	W 51-13
10/31	@ ARI													
11/11	SEA													
11/17	ARI													
11/24	GB													
12/1	@ BAL													
12/8	@ NOR													
12/15	ATL													
12/21	LAR													
12/29	@ SEA													
GP/GS: 1/0		0	0	0	0.0%	0	0	0	0/0	0	3	-3	0	

2012	WAS	PASSING								RUSHING				Score
		Att.	Comp.	Yds.	Pct.	TD.	INT.	Lg.	Sk/Yds.	Rating	Rush	Yds	TD	
9/9	@ NO													
9/16	@ STL													
9/23	CIN													
9/30	@ TB													
10/7	ATL	9	5	111	55.5%	1	2	77t	1/6	97.2	0	0	0	
10/14	MIN													
10/21	@ NYG													
10/28	@ PIT													
11/4	CAR													
11/18	PHI													
11/22	@ DAL													
12/3	NYG													
12/9	BAL	2	2	26	100.0%	1	0	15	0/0	158.3	0	0	0	
12/16	@ CLE*	37	26	329	70.3%	2	1	54t	2/21	104.4	3	22	0	W 38-21
12/23	@ PHI	DID NOT PLAY												
12/30	DAL	DID NOT PLAY												
GP/GS: 3/1		48	33	466	68.8%	4	3	77t	3/27	101.6	3	22	0	

2020	SF	PASSING								RUSHING				Score
		Att.	Comp.	Yds.	Pct.	TD.	INT.	Lg.	Sk/Yds.	Rating	Rush	Yds	TD	
9/13	ARI													
9/20	@ NYJ	11	8	71	72.3%	0	1	24	2/17	51.7	2	-2	0	W 36-9
9/27	@ NJG*	36	25	343	69.4%	1	0	26	2/16	108.9	4	0	0	W 36-9
10/4	PHI*	26	18	200	69.2%	1	2	38	4/28	72.6	0	0	0	L 20-25
10/11	MIA													
10/18	LAR													
10/25	@ NWE													
11/1	@ SEA	25	18	238	72.0%	2	0	33	0/0	128.4	0	0	0	L 27-37
11/5	GB*	35	22	291	62.9%	1	1	47	1/9	86.7	1	0	0	L 17-34
11/15	@ NOR*	38	24	247	63.2%	1	2	27	1/15	68.6	1	3	0	L 13-27
11/29	@ LAR*	35	24	252	68.6%	0	1	33	2/19	77.3	0	0	0	W 23-20
12/7	BUF*	39	26	316	66.7%	3	2	49	0/0	95.7	0	0	0	L 24-34
12/13	WAS*	45	25	260	55.6%	1	1	22	4/24	70.6	0	0	0	L 15-23
12/20	@ DAL*	36	21	219	58.3%	2	2	25	2/11	71.4	1	7	0	L 33-41
12/26	@ ARI													
1/3/21	SEA													
GP/GS: 10/8		326	211	2,437	64.7%	12	12	49	19/139	84.1	9	8	0	

2021	CLE	PASSING							RUSHING						
		Att.	Comp.	Yds.	Pct.	TD.	INT.	Lg.	Sk/Yds.	Rating	Rush	Yds	TD	Score	
9/12	@ KC														
9/19	HOU														
9/26	CHI														
10/3	@ MIN														
10/10	@ LAC														
10/17	ARI														
10/21	DEN														
11/7	@ CIN														
11/14	@ NWE														
11/21	DET														
11/28	@ BAL														
12/12	BAL														
12/20	LVR*	30	20	147	66.7%	1	0	25	0/0	89.2	0	0	0	L 24-16	
12/25	@ GB														
1/3/22	@ PIT														
1/9/22	CIN														
GP/GS: 1/1		30	20	147	66.7%	1	0	25	0/0	89.2	0	0	0		

2022	MIN	PASSING								RUSHING				
		Att.	Comp.	Yds.	Pct.	TD.	INT.	Lg.	Sk/Yds.	Rating	Rush	Yds	TD	Score
9/11	GB													
9/19	@ PHI													
9/25	DET													
10/2	@ NOR													
10/9	CHI													
10/16	@ MIA													
10/30	ARI													
11/6	@ WAS													
11/13	@ BUF													
11/20	DAL													
11/24	NWE													
12/4	NYJ													
12/11	@ DET													
TBD	IND													
12/24	NYG													
1/1/23	@ GB													
TBD	@ CHI													
GP/GS: 0/0														



JOHNNY MUNDT

86

POSITION: Tight End
HEIGHT/WEIGHT: 6-4/233
DOB: 11-23-94
HOMETOWN: Modesto, California

COLLEGE: Oregon
ACQUIRED: FA 2022
NFL SEASON: 5
VIKINGS SEASON: 1

2022 GP/GS
3/2

Career GP/GS
50/5 (3/2 - MIN, 47/3 - LAR)

Playoffs GP/GS
5/0

OFF THE FIELD

- Applied Econ, Business & Society major while at Oregon.
- Got married to his wife, Mariah, during the 2019 offseason.
- Enjoys mountain biking, cooking, video games and occasionally plays guitar.
- Family farms walnuts.

TRANSACTIONS

- Signed as an undrafted free agent by the Los Angeles Rams on 5/3/17
- Placed on PUP by the Rams on 7/27/17.
- Activated from PUP on 8/15/17.
- Waived by the Rams on 9/3/17.
- Cut by the Rams on 9/4/17.
- Added to the Rams practice squad on 9/6/17.
- Activated from the Rams practice squad on 11/11/17.
- Waived by the Rams on 11/21/17.
- Cut by the Rams on 11/22/17.
- Added to the Rams practice squad on 11/23/17.
- Signed a Reserve/Future on 1/8/18 with the Rams.
- Signed a one-year deal with the Rams on 4/17/20.
- Signed a one-year deal with the Rams on 3/19/21.
- Placed on Injured Reserve by the Rams on 10/19/21.
- Signed with the Minnesota Vikings on 3/18/22.

CAREER NOTES

2022 - Minnesota Vikings

- Started his first game with the Vikings and tallied 3 receptions for 17 yards (9/11).
- Recorded the second-longest pass of his career at Philadelphia, a 17-yard connection from QB Kirk Cousins (9/19).

2021 - Los Angeles Rams

- Played in six games during the 2021 season and was placed on IR following Week 6.
- Caught one pass in 2021, a nine-yard reception from QB Matthew Stafford.
- Played 81 snaps on special teams.

2020 - Los Angeles Rams

- Appeared in 16 regular-season games with one start at tight end.
- Hauled in four receptions for 53 yards, averaging 13.3 yards per reception.
- Played 266 snaps on special teams.

2019 - Los Angeles Rams

- Appeared in 13 games with two starts, making his first career start in Week 11 against the Chicago Bears.
- Finished the season with four receptions for 26 yards.
- Caught a career-high two passes for 15 yards in Week 15 against Dallas.

2018 - Los Angeles Rams

- Appeared in 10 regular-season games and three postseason contests, including Super Bowl LIII.
- Hauled in his first career reception in Week 17 and also contributed on special teams...vs. San Francisco (12/30).
- Saw action at tight end and on special teams and recorded his first career reception on a five-yard pass from QB Sean Mannion.

2017 - Los Angeles Rams

- Spent Weeks 1-9 on the Rams Practice Squad before being signed to the active roster for a Week 10 home win over Houston (11/12/17) and a Week 11 road loss to Minnesota (11/19/17).

College - Oregon

- Earned Pac-12 All-Conference Honorable Mention and Dudley Randolph Clarke Memorial Award for the team's most improved player in 2016.
- Started the last six games of the season but saw action in eight games.
- Ended the season with 23 receptions for 334 yards and four touchdowns.
- Was on the John Mackey Award Watch List (Nation's Top Tight End) in 2015.
- Recipient of program's Len Casanova Award as the team's first-year player who exemplified the ideals and inspiration of the program's former head football coach and athletics director.

Prep - Central Catholic

- Two-time first-team MaxPrep Division IV all-state tight end helped the Raiders to the IV state championship his senior year and a 14-2 mark.
- Western Athletic League MVP was listed 10th among the nation's tight end prospects by ESPN.com.

MUNDT'S REGULAR SEASON STATISTICS												
Year	GP/GS	RECEIVING					RUSHING					
		No.	Yds.	Avg.	Lg.	TD	Att.	Yds.	Avg.	Lg.	TD	ST TKL
2017 (LAR)	2/0	0	0	0.0	0	0	0	0	0.0	0	0	0
2018 (LAR)	10/0	1	5	5.0	5	0	0	0	0.0	0	0	0
2019 (LAR)	13/2	4	26	6.5	9	0	0	0	0.0	0	0	3
2020 (LAR)	16/1	4	53	13.3	34	0	0	0	0.0	0	0	3
2021 (LAR)	6/0	1	9	9.0	9	0	0	0	0.0	0	0	1
2022 (Min)	3/2	7	68	9.7	17	0	0	0	0.0	0	0	0
Total	50/5	17	161	9.5	34	0	0	0	0.0	0	0	7

MUNDT'S POST SEASON STATISTICS												
Year	GP/GS	RECEIVING					RUSHING					
		No.	Yds.	Avg.	Lg.	TD	Att.	Yds.	Avg.	Lg.	TD	ST TKL
2018 (LAR)	3/0	0	0	0.0	0	0	0	0	0.0	0	0	1
2020 (LAR)	2/0	0	0	0.0	0	0	0	0	0.0	0	0	1
Total	5/0	0	0	0.0	0	0	0	0	0.0	0	0	2

SINGLE-GAME CAREER HIGHS (* - playoffs)

Receptions3 2x, last vs. Green Bay, 9/11/22
 Receiving Long 34 vs. Chicago 10/26/20
 Receiving Yards48 vs. Chicago 10/26/20
 TouchdownsN/A

MUNDT'S GAME-BY-GAME (*STARTS)												
2017	LAR	RECEIVING					RUSHING					
		No.	Yds.	Avg.	Lg.	TD	No.	Yds.	Avg.	Lg.	TD	
9/19	IND					PRACTICE SQUAD						
9/17	WAS					PRACTICE SQUAD						
9/21	@ SF					PRACTICE SQUAD						
10/1	@ DAL					PRACTICE SQUAD						
10/8	SEA					PRACTICE SQUAD						
10/15	@ JAX					PRACTICE SQUAD						
10/22	ARI					PRACTICE SQUAD						
11/5	@ NYG					PRACTICE SQUAD						
11/12	HOU	0	0	0.0	0	0	0	0	0.0	0	0	
11/19	@ MIN	0	0	0.0	0	0	0	0	0.0	0	0	
11/26	NO					PRACTICE SQUAD						
12/3	@ ARI					PRACTICE SQUAD						
12/10	PHI					PRACTICE SQUAD						
12/17	@ SEA					PRACTICE SQUAD						
12/24	@ TEN					PRACTICE SQUAD						
12/31	SF					PRACTICE SQUAD						
GP/GS: 2/0		0	0	0.0	0	0	0	0	0.0	0	0	

2018	LAR	RECEIVING					RUSHING					
		No.	Yds.	Avg.	Lg.	TD	No.	Yds.	Avg.	Lg.	TD	
9/10	@ OAK	0	0	0.0	0	0	0	0	0.0	0	0	
9/16	ARI	0	0	0.0	0	0	0	0	0.0	0	0	
9/23	LAC	0	0	0.0	0	0	0	0	0.0	0	0	
9/27	MIN	0	0	0.0	0	0	0	0	0.0	0	0	
10/7	@ SEA	0	0	0.0	0	0	0	0	0.0	0	0	
10/14	@ DEN	0	0	0.0	0	0	0	0	0.0	0	0	
10/21	@ SF	0	0	0.0	0	0	0	0	0.0	0	0	
10/28	GB					INACTIVE						
11/4	@ NO					INACTIVE						
11/11	SEA					INACTIVE						
11/19	KC					INACTIVE						
12/2	@ DET					INACTIVE						
12/9	@ CHI					INACTIVE						
12/16	PHI	0	0	0.0	0	0	0	0	0.0	0	0	
12/23	@ ARI	0	0	0.0	0	0	0	0	0.0	0	0	
12/30	SF	1	5	5.0	5	0	0	0	0.0	0	0	
GP/GS: 10/0		1	5	5.0	5	0	0	0	0.0	0	0	

2018 PLAYOFFS												
		RECEIVING					RUSHING					
		No.	Yds.	Avg.	Lg.	TD	No.	Yds.	Avg.	Lg.	TD	
1/12/19	DAL	0	0	0.0	0	0	0	0	0.0	0	0	
1/20/19	@ NO	0	0	0.0	0	0	0	0	0.0	0	0	
2/3/19	NE	0	0	0.0	0	0	0	0	0.0	0	0	
GP/GS: 3/0		0	0	0.0	0	0	0	0	0.0	0	0	

2019	LAR	RECEIVING					RUSHING				
		No.	Yds.	Avg.	Lg.	TD	No.	Yds.	Avg.	Lg.	TD
9/8	@ CAR						INACTIVE				
9/15	NO						INACTIVE				
9/22	@ CLE	0	0	0.0	0	0	0	0	0.0	0	0
9/29	TB						INACTIVE				
10/3	@ SEA	0	0	0.0	0	0	0	0	0.0	0	0
10/13	SF	0	0	0.0	0	0	0	0	0.0	0	0
10/20	@ ATL	0	0	0.0	0	0	0	0	0.0	0	0
10/27	CIN	0	0	0.0	0	0	0	0	0.0	0	0
11/10	@ PIT	1	9	9.0	9	0	0	0	0.0	0	0
11/17	CHI*	0	0	0.0	0	0	0	0	0.0	0	0
11/25	BAL	0	0	0.0	0	0	0	0	0.0	0	0
12/1	@ ARI	0	0	0.0	0	0	0	0	0.0	0	0
12/8	SEA*	0	0	0.0	0	0	0	0	0.0	0	0
12/15	@ DAL	2	15	7.5	9	0	0	0	0.0	0	0
12/21	@ SF	0	0	0.0	0	0	0	0	0.0	0	0
12/29	ARI	1	2	2.0	2	0	0	0	0.0	0	0
GP/GS: 13/2		4	26	6.5	9	0	0	0	0.0	0	0

2020	LAR	RECEIVING					RUSHING				
		No.	Yds.	Avg.	Lg.	TD	No.	Yds.	Avg.	Lg.	TD
9/8	@ CAR	0	0	0.0	0	0	0	0	0.0	0	0
9/15	NO	0	0	0.0	0	0	0	0	0.0	0	0
9/22	@ CLE	0	0	0.0	0	0	0	0	0.0	0	0
9/29	TB	1	5	5.0	5	0	0	0	0.0	0	0
10/3	@ SEA	0	0	0.0	0	0	0	0	0.0	0	0
10/13	SF	0	0	0.0	0	0	0	0	0.0	0	0
10/20	@ ATL	0	0	0.0	0	0	0	0	0.0	0	0
10/27	CIN	0	0	0.0	0	0	0	0	0.0	0	0
11/10	@ PIT	0	0	0.0	0	0	0	0	0.0	0	0
11/17	CHI*	3	48	16.0	34	0	0	0	0.0	0	0
11/25	BAL	0	0	0.0	0	0	0	0	0.0	0	0
12/1	@ ARI	0	0	0.0	0	0	0	0	0.0	0	0
12/8	SEA	0	0	0.0	0	0	0	0	0.0	0	0
12/15	@ DAL	0	0	0.0	0	0	0	0	0.0	0	0
12/21	@ SF	0	0	0.0	0	0	0	0	0.0	0	0
12/29	ARI	0	0	0.0	0	0	0	0	0.0	0	0
GP/GS: 14/0		4	53	13.25	34	0	0	0	0.0	0	0

2018 PLAYOFFS		RECEIVING					RUSHING				
		No.	Yds.	Avg.	Lg.	TD	No.	Yds.	Avg.	Lg.	TD
1/9	DAL	0	0	0.0	0	0	0	0	0.0	0	0
1/16	@ NO	0	0	0.0	0	0	0	0	0.0	0	0
GP/GS: 3/0		0	0	0.0	0	0	0	0	0.0	0	0

2021	LAR	RECEIVING					RUSHING				
		No.	Yds.	Avg.	Lg.	TD	No.	Yds.	Avg.	Lg.	TD
9/12	CHI	0	0	0.0	0	0	0	0	0.0	0	0
9/19	@ IND	0	0	0.0	0	0	0	0	0.0	0	0
9/26	TB	0	0	0.0	0	0	0	0	0.0	0	0
10/3	ARI	1	9	9.0	9	0	0	0	0.0	0	0
10/7	@ SEA	0	0	0.0	0	0	0	0	0.0	0	0
10/17	@ NYG	0	0	0.0	0	0	0	0	0.0	0	0
10/24	DET						INJURED RESERVE				
10/31	@ HOU						INJURED RESERVE				
11/7	TEN						INJURED RESERVE				
11/15	@ SF						INJURED RESERVE				
11/28	@ GB						INJURED RESERVE				
12/5	JAX						INJURED RESERVE				
12/13	@ ARI						INJURED RESERVE				
12/21	SEA						INJURED RESERVE				
12/26	@ MIN						INJURED RESERVE				
1/2	@ BAL						INJURED RESERVE				
1/9	SF						INJURED RESERVE				
GP/GS: 6/0		1	9	9.0	9	0	0	0	0.0	0	0

2022	MIN	RECEIVING					RUSHING				
		Att.	Yards	Avg.	Long	TD	No.	Yards	Avg.	Long	TD
9/11	GB*	3	17	5.7	12	0	0	0	0.0	0	0
9/19	@ PHI*	2	28	14.0	17	0	0	0	0.0	0	0
9/25	DET	2	23	11.5	12	0	0	0	0.0	0	0
10/2	@ NO										
10/9	CHI										
10/16	@ MIA										
10/30	ARI										
11/6	@ WAS										
11/13	@ BUF										
11/20	DAL										
11/24	NE										
12/4	NYJ										
12/11	@ DET										
TBD	IND										
12/24	NYG										
1/1/23	@ GB										
TBD	@ CHI										
GP/GS: 3/2		7	68	9.7	17	0	0	0	0.0	0	0



NICK MUSE

34

POSITION: Tight End
HEIGHT/WEIGHT: 6-5/252
DOB: 11-25-98
HOMETOWN: Belmont, North Carolina

COLLEGE: South Carolina
ACQUIRED: 07 2022
NFL SEASON: R
VIKINGS SEASON: R

2022 GP/GS
PS

Career GP/GS
0/0

Playoffs GP/GS
0/0

OFF THE FIELD

- Criminal justice major.
- Brother, Tanner, played football at Clemson and was a third-round pick by the Las Vegas Raiders in the 2020 NFL Draft.
- Enjoys water sports, bowling and basketball.

TRANSACTIONS

- Seventh-round (227th overall) pick out of South Carolina in the 2022 NFL Draft.

CAREER NOTES

- Tight end who took advantage of the NCAA rule allowing him to return for a fifth season despite never taking a redshirt year.
- Joined the Gamecocks at the start of fall camp in 2019 following a transfer from William & Mary.
- Logged 67 receptions for 805 yards in three seasons at South Carolina and 101 catches for 1,303 yards spanning a five-year career that included two seasons at William & Mary.
- His eight-catch game in 2019 marked the most catches for a Gamecocks tight end since Hayden Hurst had eight receptions against Mississippi State in 2016 and the most yards for a Gamecocks tight end since Danny Smith had 134 yards on just five catches against Appalachian State in 1985.

Honors

- 2021 Co-Most Outstanding Senior Award winner.
- Selected to play in the East-West Shrine Bowl (2021).
- Co-Joe Morrison Offensive Player of the Spring honor (2021).
- 2020 Fourth-Team All-SEC (Phil Steele).
- 2020 PFF All-SEC honorable mention.
- 2020 SEC Fall Academic Honor Roll.
- 2019 SEC First-Year Academic Honor Roll.
- 2019 All-Colonial Athletic Association Third-Team selection (William & Mary).

College - South Carolina/William & Mary

- Started all 13 games in 2021, finishing the season fourth on the team with 20 catches for 222 yards and a pair of TDs.
- Finished the 2020 season starting all 10 games at tight end. Caught 30 passes for 425 yards. Had the best game of his career against Georgia where he hauled in eight passes for 131 yards (both career highs), including a season-long 35-yard reception and his first career touchdown.
- Transferred from William & Mary at the start of fall camp in 2019 and played in eight games (one start), catching 17 passes for 158 yards.
- Played his sophomore season at William & Mary and ranked seventh in the CAA in receiving yards per game (64.7) after appearing in seven games (three starts). Ranked second on the team in catches (30) and receiving yards (453).
- Appeared in six games (one start), becoming just the third William & Mary tight end to play and second to earn a start as a true freshman (dating back to 1989). Finished the season with four catches for 55 yards and a touchdown.

Prep - South Point

- Four-year letterwinner as a tight end and linebacker at Belmont and graduated in 2017.
- Was a two-time *Gaston Gazette* Defensive Player of the Year (2015, 2016).
- Two-time all-conference selection.
- Second-team All-*Charlotte Observer* as a senior after totaling 165 tackles, as well as 32 catches for 654 yards with 10 touchdowns, en route to helping SPHS win the 2016 3A State Championship.
- Named the 2015 State Championship Defensive Player of the Game.
- Honored as the team's most versatile player as a senior and served two seasons as the team's captain of the defense.
- Also lettered in baseball, basketball and track and field.

MUSE'S REGULAR SEASON TOTALS

Year	GP/GS	No.	RECEIVING				Att.	RUSHING				TD	ST TKL
			Yds.	Avg.	Lg.	TD		Yds.	Avg.	Lg.	TD		
2022 (Min)	PS	0	0	0.0	0	0	0	0	0.0	0	0	0	0
Total	0/0	0	0	0.0	0	0	0	0	0.0	0	0	0	0

MUSE’S GAME-BY-GAME (*STARTS)

2022	MIN	Att.	Yards	RECEIVING		TD	No.	Yards	RUSHING		TD
				Avg.	Long				Avg.	Long	
9/11	GB										PRACTICE SQUAD
9/19	@ PHI										PRACTICE SQUAD
9/25	DET										PRACTICE SQUAD
10/2	@ NO										
10/9	CHI										
10/16	@ MIA										
10/30	ARI										
11/6	@ WAS										
11/13	@ BUF										
11/20	DAL										
11/24	NE										
12/4	NYJ										
12/11	@ DET										
TBD	IND										
12/24	NYG										
1/1/23	@ GB										
TBD	@ CHI										
GP/GS: 0/0											



JALEN NAILOR

83

POSITION: Wide Receiver
HEIGHT/WEIGHT: 6-0/190
DOB: 3-2-99
HOMETOWN: Palmdale, California

COLLEGE: Michigan State
ACQUIRED: D6b 2022
NFL SEASON: R
VIKINGS SEASON: R

2022 GP/GS
3/0

Career GP/GS
3/0

Playoffs GP/GS
0/0

OFF THE FIELD

- Son of Jamar Nailor and Farrah Shelton.
- Human development and family studies major.
- Nickname is "Speedy."

TRANSACTIONS

- Sixth-round (191st overall) pick out of Michigan State in the 2022 NFL Draft.

CAREER NOTES

- Became the 46th Spartan to reach 1,000 career receiving yards in the Western Kentucky game on Oct. 2, 2021.
- Three-year letterwinner; finished his Spartans career with 86 receptions for 1,454 yards and 12 TDs in 28 career games from 2018-21, including 21 starts (one in 2018, four in 2019, seven in 2020, nine in 2021).
- MSU had a 20-8 record when Nailor was in the lineup, including a 9-0 mark in 2021.

Honors

- 2020 Third-Team All-Big Ten selection by Phil Steele.

College - Michigan State

- Closed his career tied for 17th in school history in TD catches (12), 16th in yards per catch (16.9), 28th in receiving yards (1,454) and 41st in receptions (86).
- Had four career 100-yard receiving outings (vs. Iowa, 11/7/20; vs. Western Kentucky, 10/2/21; vs. Rutgers, 10/9/21; vs. Pittsburgh, 12/30/21) and one 200-yard outing (vs. Rutgers, 10/9/21).
- Versatile playmaker who finished with 1,844 career all-purpose yards (1,454 receiving, 179 kick return, 163 rushing, 48 punt return).
- Had 17 carries for 163 yards (9.6 avg) with one rushing TD, along with eight punt returns for 48 yards (6.0 avg.) and nine kick returns for 179 yards.
- Led the Big Ten in yards per catch in 2020 (19.8 avg.) and ranked second in 2021 (18.8 avg.)

Prep - Bishop Gorman (Nev.)

- Named the No. 1 wide receiver prospect in the state of Nevada by 247Sports and Rivals.com.
- Listed as one of the best overall players in the state of Nevada by 247Sports (No. 6), ESPN (No. 6) and Rivals.com (No. 7).
- Ranked among the top wide receivers in the nation by 247Sports (No. 120).
- Also returned punts and kicks.
- Was a member of three state championship and two "national championship" teams.
- Had 108 receptions for nearly 2,000 yards (1,995) and 28 touchdown catches during his varsity career for one of the most storied high school programs in the nation.
- Named to the 2017 ALL-USA TODAY Nevada First Team after helping lead Bishop Gorman to a 13-2 record and a No. 14 national ranking by MaxPreps.

NAILOR'S REGULAR SEASON STATISTICS

Year	GP/GS	RECEIVING						RUSHING					
		Att.	Yds.	Avg.	Lg.	TD	No.	Yds.	Avg.	Lg.	TD	ST	TKL
2022 (Min)	2/0	0	0	0.0	0	0	0	0	0.0	0	0	0	0
Totals	2/0	0	0	0.0	0	0	0	0	0.0	0	0	0	0

Year	GP/GS	KICKOFF RETURNS					PUNT RETURNS				
		No.	Yds.	Avg.	Lg.	TD	No.	Yds.	Avg.	Lg.	TD
2022 (Min)	2/0	0	0	0	0	0	0	0	0.0	0	0
Totals	2/0	0	0	0.0	0	0	0	0	0.0	0	0

NAILOR'S GAME-BY-GAME (*STARTS)											
2022	MIN	RECEIVING					No.	RUSHING			
		Att.	Yards	Avg.	Long	TD		Yards	Avg.	Long	TD
9/11	GB	0	0	0.0	0	0	0	0	0.0	0	0
9/19	@ PHI	0	0	0.0	0	0	0	0	0.0	0	0
9/25	DET	0	0	0.0	0	0	0	0	0.0	0	0
10/2	@ NO										
10/9	CHI										
10/16	@ MIA										
10/30	ARI										
11/6	@ WAS										
11/13	@ BUF										
11/20	DAL										
11/24	NE										
12/4	NYJ										
12/11	@ DET										
TBD	IND										
12/24	NYG										
1/1/23	@ GB										
TBD	@ CHI										
GP/GS: 3/0		0	0	0.0	0	0	0	0	0.0	0	0



PARRY NICKERSON

35

POSITION: Cornerback

HEIGHT/WEIGHT: 5-10/179

DOB: 10-11-94

HOMETOWN: New Orleans, Louisiana

COLLEGE: Tulane

ACQUIRED: FA '21

NFL SEASON: 5

VIKINGS SEASON: 2

2022 GP/GS
PS

Career GP/GS
25/3 (4/0-MIN, 16/2-NY), 4/1-JAX, 1/0-GB)

Playoffs GP/GS
0/0

OFF THE FIELD

- Co-owner of E. Robert Art Gallery in New Orleans, featuring the art of Ernest Roberts.
- Majored in public relations at Tulane.

TRANSACTIONS

- A sixth-round pick (179th overall) by the New York Jets in the 2018 NFL Draft.
- Acquired via Trade by Seattle from the New York Jets for a conditional 2021 seventh-round draft pick on 8/31/19.
- Waived by Seattle on 9/10/19.
- Cut by Seattle on 9/11/19/.
- Added to Seattle's practice squad on 9/12/19.
- Signed by Jacksonville on 10/17/19.
- Waived by Jacksonville on 10/21/19.
- Cut by Jacksonville on 10/22/19.
- Activated from Jacksonville's practice squad on 12/3/19.
- Placed on Reserve/COVID-19 by Jacksonville on 7/30/20.
- Activated from Reserve/COVID by Detroit on 8/5/20.
- Signed with Green Bay on 9/7/20.
- Placed on IR by Green Bay on 10/10/20.
- Signed by Minnesota on 5/17/21.
- Waived by Minnesota on 8/31/21.
- Signed to Vikings practice squad at start of 2021 season.

CAREER NOTES

- Drafted by NY Jets in the 6th round in 2018 (#179 overall) and played in every game, making 2 starts.
- Traded from NY Jets to Seattle on 8/31/19 late in training camp, signed to Seattle practice squad on 9/12/19. Waived by Seattle and signed to Jacksonville on 10/7/19.
- Joined Jaguars on 10/17/19 after release from Seattle on 10/7. Was inactive for 1st game with Jaguars at Cincinnati (10/20), waived on 10/21 and signed to Jags practice squad on 10/23 where he stayed until promoted to 53-man roster on 12/3.
- Played in final 4 games for Jacksonville in 2019 after being activated from Jaguars practice squad in December, starting season finale vs. Indianapolis (12/29/19).
- Joined Vikings as a free agent on 5/18/21.

2022 - Minnesota Vikings

- Started the 2022 season on the practice squad.

2021 - Minnesota Vikings

- Started the 2021 season on the practice squad.
- Elevated from the practice squad prior to Game 3 and saw action vs. Seattle (9/26).
- Elevated from the practice squad prior to Game 4 and saw action vs. Cleveland (10/4).
- Was activated as a COVID-19 replacement prior to Game 5 and saw action vs. Detroit (10/10).
- Was activated as a COVID-19 replacement prior to Week 18 vs. Chicago and notched one solo tackle (1/9).

2020 - Green Bay/Jacksonville

- Played in one game for Green Bay, seeing time on special teams at Tampa Bay (10/18) before going on IR on 10/20.
- Spent four games inactive with Green Bay before playing in first game for Packers at Tampa Bay.
- Waived by Jaguars in roster cuts at the end of training camp and signed by Green Bay on 9/7.
- Spent training camp with Jacksonville, going on COVID-19 list on 7/30 and activated off list on 8/5.

2019 - Jacksonville/Seattle/NY Jets

- Spent time with three clubs during the season. After he was traded to Seattle from the NY Jets, he spent time on the Seahawks practice squad before playing four games for Jacksonville.
- Traded from NY Jets to Seattle on 8/31, was released in final roster cuts by Seattle and signed to their practice squad on 9/12.
- Signed off Seattle practice squad by Jacksonville on 10/17, was inactive for game at Cincinnati (10/20) and waived on 10/21.
- Signed to Jaguars practice squad on 10/23 where he remained for six weeks before being promoted to 53-man roster on 12/3 and playing in the final four games of the season.
- Played first game for Jaguars vs. LA Chargers (12/8) and started season finale vs. Indianapolis (12/29), notching three tackles.

2018 - NY Jets

- Played in every game as a rookie for NY Jets, starting two.
- Had career-best six tackles vs. Denver (10/7) and vs. Minnesota (10/21), all six vs. Denver were solo stops.
- Started first career game vs. Indianapolis (10/14), a 42-34 win, and the following week vs. Minnesota (10/21).

- Selected in sixth round (179th overall) by NY Jets.

College - Tulane

- Started 46 of his 48 career games for Green Wave at CB, leaving second in INTs with 16 and third in PBUs with 31.
- Earned First-Team All-American Athletic Conference honors by league coaches in 2017 as a senior, Second-Team by coaches in 2016 and honorable mention in 2014.
- Had six INTs as a senior and as a redshirt freshman in 2015.
- Semifinalist for Jim Thorpe Award as a senior.

Prep - West Jefferson

- Attended West Jefferson High in Harvey, Louisiana
- Earned First-Team All-State as a senior and helped team to state playoffs each of his final three seasons.
- A three-star recruit by 247Sports and two-star by other outlets.
- Standout in track and field.

NICKERSON'S REGULAR SEASON STATISTICS											
Year	GP/GS	Solo	Asst.	Total TKL	Sacks	INTs	PBU	TFL	QBH	FF/FR	ST TKL
2018 (Nyj)	16/2	16	3	19	0.0	0	1	1	0	0/0	4
2019 (Jax)	4/1	2	1	3	0.0	0	0	0	0	0/0	2
2020 (GB)	1/0	0	0	0	0.0	0	0	0	0	0/0	0
2021 (Min)	4/0	1	0	1	0.0	0	0	0	0	0/0	0
Totals	25/3	23	5	28	0.0	0	1	1	0	0/0	6

SINGLE-GAME CAREER HIGHS (* - playoffs)

Tackles 6..2x, last vs. Minnesota, 10/21/18 Fumble Recovery N/A
Spec Teams Tkls..... 4.....vs. Detroit, 11/8/20 Fumble Recovery N/A
Interceptions..... N/A Passes Defensed1..... vs. Indianapolis, 10/14/18

NICKERSON'S GAME-BY-GAME (*STARTS)											
2018	NYJ	U	A	T	TFL	SK	QH	FF	FR	INT	PD
9/10	@ DET	1	0	1	0	0.0	0	0	0	0	0
9/16	MIA	0	0	0	0	0.0	0	0	0	0	0
9/20	@ CLE	0	2	2	0	0.0	0	0	0	0	0
9/30	@ JAX	0	0	0	0	0.0	0	0	0	0	0
10/7	DEN	6	0	6	0	0.0	0	0	0	0	0
10/14	IND*	4	0	4	0	0.0	0	0	0	0	1
10/21	MIN*	5	1	6	0	0.0	0	0	0	0	0
10/28	@ CHI	0	0	0	0	0.0	0	0	0	0	0
11/4	@ MIA	0	0	0	0	0.0	0	0	0	0	0
11/11	BUF	0	0	0	0	0.0	0	0	0	0	0
11/25	NE	0	0	0	0	0.0	0	0	0	0	0
12/2	@ TEN	0	0	0	0	0.0	0	0	0	0	0
12/9	@ BUF	0	0	0	0	0.0	0	0	0	0	0
12/15	HOU	0	0	0	0	0.0	0	0	0	0	0
12/23	GB	0	0	0	0	0.0	0	0	0	0	0
12/30	@ NE	0	0	0	0	0.0	0	0	0	0	0
GP/GS: 16/2		16	3	19	0	0.0	0	0	0	0	1

2019	JAX/SEA	U	A	T	TFL	SK	QH	FF	FR	INT	PD
9/8	KC					NOT ON TEAM					
w/SEA											
9/15	@ PIT					PRACTICE SQUAD					
9/19	NO					PRACTICE SQUAD					
9/29	@ ARI					PRACTICE SQUAD					
10/3	LAR					PRACTICE SQUAD					
10/13	@ CLE					PRACTICE SQUAD					
w/JAX											
10/20	@ CIN					INACTIVE					
10/27	NYJ					PRACTICE SQUAD					
11/3	HOU					PRACTICE SQUAD					
11/17	@ IND					PRACTICE SQUAD					
11/24	@ TEN					PRACTICE SQUAD					
12/1	TB					PRACTICE SQUAD					
12/8	LAC	0	0	0	0	0.0	0	0	0	0	0
@ 12/15	@ OAK	0	0	0	0	0.0	0	0	0	0	0
12/22	@ ATL	0	0	0	0	0.0	0	0	0	0	0
12/29	IND*	2	1	3	0	0.0	0	0	0	0	0
GP/GS: 4/1		2	1	3	0	0.0	0	0	0	0	0

2020	GB	U	A	T	TFL	SK	QH	FF	FR	INT	PD
9/13	@ MIN					Inactive					
9/20	DET					Inactive					
9/27	@ NO					Inactive					
10/5	ATL					Inactive					
10/18	@ TB	0	0	0	0	0.0	0	0	0	0	0
10/25	@ HOU					Reserve/Injured					
11/1	MIN					Reserve/Injured					
11/5	@ SF					Reserve/Injured					
11/15	JAX					Reserve/Injured					
11/22	@ IND					Reserve/Injured					
11/29	CHI					Reserve/Injured					
12/6	PHI					Reserve/Injured					
12/13	@ DET					Reserve/Injured					
12/19	CAR					Reserve/Injured					
12/27	TEN					Reserve/Injured					
1/3/21	@ CHI					Reserve/Injured					
GP/GS: 1/0		0	0	0	0	0.0	0	0	0	0	0

2021	MIN	U	A	T	TFL	SK	QH	FF	FR	INT	PD
9/12	at CIN					PRACTICE SQUAD					
9/19	at ARZ					PRACTICE SQUAD					
9/26	SEA	0	0	0	0	0.0	0	0	0	0	0
10/3	CLE	0	0	0	0	0.0	0	0	0	0	0
10/10	DET	0	0	0	0	0.0	0	0	0	0	0
10/17	at CAR					PRACTICE SQUAD					
10/31	DAL					PRACTICE SQUAD					
11/7	at BAL					PRACTICE SQUAD					
11/14	at LAC					PRACTICE SQUAD					
11/21	GB					PRACTICE SQUAD					
11/28	at SF					PRACTICE SQUAD					
12/5	at DET					PRACTICE SQUAD					
12/9	PIT					PRACTICE SQUAD					
12/20	at CHI					PRACTICE SQUAD					
12/26	LAR					PRACTICE SQUAD					
1/2	at GB					PRACTICE SQUAD					
1/9	CHI	1	0	1	0	0.0	0	0	0	0	0
GP/GS: 3/0		1	0	1	0	0.0	0	0	0	0	0

2022	MIN	U	A	T	TFL	SK	QH	FF	FR	INT	PD
9/11	GB					PRACTICE SQUAD					
9/19	@ PHI					PRACTICE SQUAD					
9/25	DET					PRACTICE SQUAD					
10/2	@ NO*										
10/9	CHI										
10/16	@ MIA										
10/30	ARI										
11/6	@ WAS										
11/13	@ BUF										
11/20	DAL										
11/24	NE										
12/4	NYJ										
12/11	@ DET										
TBD	IND										
12/24	NYG										
1/1/23	@ GB										
TBD	@ CHI										
GP/GS: 0/0											



KENE NWANGWU

26

POSITION: Running Back
HEIGHT/WEIGHT: 6-1/210
DOB: 2-9-98
HOMETOWN: Frisco, Texas

COLLEGE: Iowa State
ACQUIRED: D4a (#119) 2021
NFL SEASON: 2
VIKINGS SEASON: 2

2022 GP/GS
3/0

Career GP/GS
14/0

Playoffs GP/GS
0/0

OFF THE FIELD

- Name is pronounced ken-A WAHN-woo.
- Brother, Emeka, ran track at UT-Arlington.
- Majored in mechanical engineering.
- Named Co-Big 12 Scholar-Athlete of the Year for 2020 after earning Academic All-Big 12 on three occasions during his career.
- In 2022, he and his significant other welcomed their son, Kaylum.

TRANSACTIONS

- Drafted in the fourth round (119th overall) of the 2021 NFL Draft.

CAREER NOTES

- Named Co-Big 12 Scholar-Athlete of the Year for 2020 after earning Academic All-Big 12 on 3 occasions during his career.
- Did not miss a game (38) over his final 3 seasons at Iowa State.
- Established himself as one of the top KO returners in the nation as a true freshman in 2016, averaging 26.4 yards per return.
- Part of 11-member Vikings 2021 Draft class, tied for the biggest in the NFL in 2021.
- NFC Special Teams Player of the Week - Week 9 vs. Baltimore (2021)

2022 - Minnesota Vikings

- Had two kick returns, including one for 22 yards, at Philadelphia (9/19).
- Returned five kicks for 115 total kick return yards vs. Detroit (9/25).

2021 - Minnesota Vikings

- Appeared in 11 games as a kick returner and on offense as a running back. Had 13 carries for 61 rushing yards. Led the NFL in kick return touchdowns with two. Became the fastest player in NFL history to record two kickoff return touchdowns, a stat dating back to 1970. Joined Steve Smith (Carolina), Randall Cobb (Green Bay), David Johnson (Arizona) and Darrick Vaughn (Atlanta) as the only players in the NFL since 2000 to score on one of their two first two kickoff returns.
- Activated from Reserve/Injured, designated for return ahead of Week 8 vs. Dallas.
- Played in his first NFL career game against Dallas (10/31).
- Recorded a 98-yard kick return for a touchdown at Baltimore (11/7).
- Completed a successful fake punt attempt 9 yards for a first down at Baltimore (11/7). The successful fake punt attempt marked the first successful attempt since Adam Thielen's 41-yard run at Green Bay in 2016.
- Returned another kick for a touchdown for 99 yards, becoming the first Vikings rookie since Cordarrelle Patterson (2013) and Percy Harvin (2009) to post two kickoff return touchdowns in their rookie seasons (11/21).
- Became the first player to have two 100-yard kick return games in a single season since Patterson in 2016 (11/28).
- Had the longest run of his career for 19 yards (12/20).

College - Iowa State

- Ended Iowa State tenure with school-record 2,470 career KO return yards, the third-best mark in Big 12 history.
- Capped final season with a 28.9-yard average on KO returns, the second-best mark in Cyclones history for a season.
- Ran for 774 career yards and four TDs.
- Named Second-Team All-Big 12 by conference coaches and was named Honorable Mention by league coaches in 2016 and 2020.
- Had career day rushing as a senior with 77 yards against West Virginia.
- Had one carry, a 49-yard TD vs. TCU as a senior, his career-long run.
- As a true freshman in 2016, had five KOR of 40+ yards, including a 97-yard TD vs. West Virginia, the third-longest in Cyclones history.

Prep - Heritage

- Consensus three-star recruit by Rivals, ESPN, 247Sports at Heritage High in Frisco, TX.
- Named team MVP as a junior and senior and all-district choice, rushing for over 1,300 yards in each season.
- Won the Class 5A state title as a senior with a high jump of 6-10 and was runner-up as both a junior and sophomore at 6-8.

NWANGWU'S REGULAR SEASON STATISTICS

Year	GP/GS	Att.	RUSHING				RECEIVING					
			Yds.	Avg.	Lg.	TD	No.	Yds.	Avg.	Lg.	TD	ST TKL
2021 (Min)	11/0	13	61	4.7	19	0	4	9	2.3	6	0	0
2022 (Min)	3/0	0	0	0.0	0	0	0	0	0.0	0	0	0
Total	14/0	13	61	4.7	19	0	4	9	2.3	6	0	0

Year	GP/GS	KICKOFF RETURNS					PUNT RETURNS				
		No.	Yds.	Avg.	Lg.	TD	No.	Yds.	Avg.	Lg.	TD
2021 (Min)	11/0	18	579	32.2	99t	1	0	0	0.0	0	0
2022 (Min)	3/0	7	157	0.0	29	0	0	0	0.0	0	0
Total	14/0	25	736	29.4	99t	1	0	0	0.0	0	0

SINGLE-GAME CAREER HIGHS (* - playoffs)

Rushing Attempts5.....	vs. LA Rams, 12/26/21	Receptions2.....	2x, last vs. LA Rams, 12/26/21
Rushing Yards33.....	at Chicago, 12/20/21	Long Reception6.....	2x, last vs. LA Rams, 12/26/21
Long Rush19.....	at Chicago, 12/20/21	Receiving TD	N/A
Rushing TD	N/A	Receiving Yards5.....	vs. LA Rams, 12/26/21
ST Tackles	N/A	KO Returns5.....	vs. Detroit, 9/25/22
Long KO Returns99.....	at San Francisco, 11/28/21			

NWWANGWU'S TOUCHDOWNS	
GAMEPLAY
at Baltimore, 11/7/21..... 98-yard kick return from J. Tucker	
at San Francisco, 11/28/21 99-yard kick return from M. Wishnowsky	
Total 2 (2 kick returns)

NWWANGWU'S GAME-BY-GAME

2021	MIN	RUSHING					RECEIVING				
		Att.	Yards	Avg.	Long	TD	No.	Yards	Avg.	Long	TD
9/12	@ CIN					RESERVE/INJURED					
9/19	@ ARZ					RESERVE/INJURED					
9/26	SEA					RESERVE/INJURED					
10/3	CLE					RESERVE/INJURED					
10/10	DET					RESERVE/INJURED					
10/17	@ CAR					RESERVE/INJURED					
10/31	DAL	0	0	0.0	0	0	3	3	1.0	9	0
11/7	@ BAL	1	9	9.0	9	0	1	27	27.0	27	0
11/14	@ LAC	0	0	0.0	0	0	3	13	4.3	7	0
11/21	GB	0	0	0.0	0	0	0	0	0.0	0	0
11/28	@ SF	1	7	7.0	7	0	1	16	16.0	16	0
12/5	@ DET	2	0	0.0	1	0	1	19	19.0	19	0
12/9	PIT	0	0	0.0	0	0	0	0	0.0	0	0
12/20	@ CHI	3	33	11.0	19	0	1	3	3.0	3	0
12/26	LAR	5	8	1.6	5	0	2	13	6.5	9	0
1/2/22	@ GB	0	0	0.0	0	0	1	1	1.0	1	0
1/9/22	CHI	1	4	4.0	4	0	1	7	7.0	7	0
GP/GS: 11/0		13	61	4.7	19	0	17	125	7.4	27	0

2022	MIN	RUSHING					RECEIVING				
		Att.	Yards	Avg.	Long	TD	No.	Yards	Avg.	Long	TD
9/11	GB	0	0	0.0	0	0	0	0	0.0	0	0
9/19	@ PHI	0	0	0.0	0	0	0	0	0.0	0	0
9/25	DET	0	0	0.0	0	0	0	0	0.0	0	0
10/2	@ NO										
10/9	CHI										
10/16	@ MIA										
10/30	ARI										
11/6	@ WAS										
11/13	@ BUF										
11/20	DAL										
11/24	NE										
12/4	NYJ										
12/11	@ DET										
TBD	IND										
12/24	NYG										
1/1/23	@ GB										
TBD	@ CHI										
GP/GS: 3/0		0	0	0.0	0	0	0	0	0.0	0	0



BRIAN O'NEILL

75

POSITION: Tackle
HEIGHT/WEIGHT: 6-7/310
DOB: 9-15-95
HOMETOWN: Wilmington, Delaware

COLLEGE: Pittsburgh
ACQUIRED: Draft 2 (#62) 2018
NFL SEASON: 5
VIKINGS SEASON: 5

2022 GP/GS
3/3

Career GP/GS
66/62

Playoffs GP/GS
2/2

OFF THE FIELD

- Earned bachelor's degree in finance in December 2018.
- Has strong athletic background in his family - father played RB at Dartmouth, mother was a swimmer at Northeastern and has a brother who played soccer at Northwestern.
- High school teammates with Villanova star and Final Four MVP Donte DiVincenzo.
- Has been active working with Autism Delaware charity events.
- In November 2019, helped give away 250 turkeys with other OL at The Salvation Army-Citadel Center in St. Paul.
- Helped at Special Olympics MN athletes for an evening of flag football at TCO Performance Center in September of 2019.

TRANSACTIONS

- Drafted in the second round (62nd overall) of the 2018 NFL Draft.

CAREER NOTES

- Highest-drafted Pitt player by the Vikings since Hall of Famer Chris Doleman at #4 overall in 1985.
- Joined T Christian Darrisaw (2021, 1st Rd., #23), OT Ezra Cleveland (2020, 2nd Rd., #58) and C Garrett Bradbury (2019, 1st Rd. #18) as OL drafted by the Vikings in the opening 2 rounds of the draft in 4 consecutive seasons.
- Signed a contract extension with the Vikings prior to the start of the 2021 season.
- Since moving into starting lineup for final 11 games of 2018, has started every game he has been active.
- Teammates at Pitt with 2021 Vikings rookies DE Patrick Jones II and DT Jaylen Twyman.
- Named the 2018 Vikings Rookie of the Year.
- Named to 2022 Pro Bowl.

2022 - Minnesota Vikings

- Started his 60th career game against Green Bay (9/11) and was part of an offensive line that allowed WR Justin Jefferson to tally a career-high 184 receiving yards and two touchdowns. Also part of an offensive line that only allowed 1.0 sack in Week 1.
- Part of an offensive line that helped two RBs tally a rushing touchdown each and WR Adam Thielen notch his 50th career receiving touchdown (9/25).

2021 - Minnesota Vikings

- Appeared in all 17 games this season. Part of an offense that only surrendered 30 sacks in 2021, the fifth-fewest in the NFL. Played in 100% of the team's offensive snaps this season.
- Started the first 5 games of the season at RT.
- Helped RB Alexander Mattison run for over 100 yards for the third time in his career in a win over Detroit (10/10).
- Key part of the offense reaching 571 total yards at Carolina (10/17).
- Helped RB Dalvin Cook rush for his 32nd touchdown since 2019 and third of the season at Los Angeles Chargers (11/14).
- Part of an offense that allowed QB Kirk Cousins to pass for 275 yards, two passing touchdowns and zero interceptions (11/14).
- Helped QB Kirk Cousins tally another 300+ passing yard game and WR Justin Jefferson record his 11th career 100-yard receiving game and two touchdowns against Green Bay (11/21).
- Helped WR Adam Thielen register his eighth multi-touchdown game of his career (11/28).
- Part of an offense who helped WR Justin Jefferson eclipse 1,000 yards receiving on the season and helped RB Alexander Mattison record his first rushing touchdown of the season and fourth in his career (11/28).
- Paved the way for WR Justin Jefferson to pass Jerry Rice in most receiving yards in the first two seasons of their career in NFL history, RB Alexander Mattison rush for his second touchdown of the season and Kirk Cousins record another 300+ passing and two touchdown game (12/5).
- Part of an offense that helped RB Dalvin Cook record his second 200+ rushing yard game of his career and two rushing touchdowns (12/9).
- Helped WR Justin Jefferson pass Hall of Famer Randy Moss for second in most receiving yards in a player's first two seasons in NFL history, trailing only Odell Beckham, Jr. by 20 yards (12/20).
- Part of an offense who allowed Kirk to pass for over 300 yards and for WR Justin Jefferson to set the NFL record for most receiving yards in a player's first two seasons in the league (12/26).
- Helped QB Sean Mannion throw for 189 yards and his first touchdown of his career at Green Bay (1/2).

2020 - Minnesota Vikings

- Started all 16 games at RT for team that was fourth in the NFL in total offense, the highest mark since 2004.
- Helped Vikings offense post a 300-yard passer, 100-yard WR and a 100-yard RB for the second time on the season, matching a Vikings record for a season vs. Jacksonville (12/6).

- Paved way for Vikings offense to post a 3,000-yard passer, 1,000-yard WR and a 1,000-yard RB for the 2nd straight season.
- Blocked for Dalvin Cook as he broke the 1,000-yard mark for the season vs. Dallas (11/22) in his ninth game of 2020, the second-fastest in team history behind Adrian Peterson's 8 games.
- Helped Cook run for 206 yards vs. Detroit (11/8), only the third Vikings player to break the 200-yard mark in team history.
- Paved the way for Cook to become only the third player in Vikings history to score four TDs in a game (three rushing, one receiving), also tying the team mark for rushing TDs in a game, while running for 163 yards at Green Bay (11/1).
- Helped RB Alexander Mattison break the 100-yard mark for the first time in his career at Seattle (10/11) after he replaced an injured Dalvin Cook.
- Part of an offense that featured two 100+ yard WRs and a 100-yard RB for the first time since the 2000 season at Houston (10/4) as the club got the first win of the season.
- Helped Cook run for career-high 181 yards and part of offense that had a 175+ yard rusher and receiver (Justin Jefferson, 175) in the same game for the first time in NFL history vs. Tennessee (9/27).

2019 - Minnesota Vikings

- Key part of an offensive line that gave up only 28 sacks, tied for fourth-fewest in the NFL and the sixth-lowest in team history.
- Minnesota allowed zero sacks in four games on the season and only one sack in six games.
- Made 15 regular-season starts at RT and two postseason starts.
- Helped RB Dalvin Cook break the 1,000-yard mark and earn Pro Bowl honors while protecting Kirk Cousins en route to his Pro Bowl berth.
- Started at RT in the season opener vs. Atlanta (9/8) as the Vikings offense posted 172 rushing yards.
- Started at RT at Green Bay (9/15), blocking as Dalvin Cook rushed for a then career-high 154 yards.
- Started at RT vs. Oakland (9/22) as the offense rushed for 211 yards and did not allow a sack.
- Started at RT as the Vikings posted 490 yards of offense at the New York Giants (10/6).
- Started at RT as the Vikings offense scored 38 points vs. Philadelphia (10/13).
- Started at RT at Detroit (10/20) as Minnesota posted 503 total yards of offense, the most since Minnesota racked up 558 total yards vs. Atlanta on 9/28/14, and scored 42 points, the most since Minnesota scored 49 points vs. NY Giants on 12/27/15.
- Started at RT vs. Washington (10/24) as the Vikings offense was not forced to punt for the first time since the 2004 season.
- Started at RT in the 27-23 win vs. Denver (11/17) as Minnesota scored 27 2nd-half points after being down 20-0 at half.
- Inactive vs. Chicago (12/29) as Minnesota rested starters.
- Made his NFL postseason debut in the Wild Card win at New Orleans (1/5/20), starting at RT.
- Started at RT in the Divisional game at San Francisco (1/11/20) but left game with injury.

2018 - Minnesota Vikings

- Played in 15 games, starting the last 11 at RT.
- Blocked for QB Kirk Cousins as he became the 1st player in NFL history to throw for 4,000 yards, 30 TDs, 10 or fewer INTs and post a 70% completion rate in a single season.
- Made his NFL debut at RT at Green Bay (9/16) when Rashod Hill left with an injury.
- Stepped in at RT at Philadelphia (10/7) after starter Rashod Hill moved to LT for an injured Riley Reiff.
- Made his first career start vs. Arizona (10/14), playing RT as Hill moved to LT in place of Reiff.
- Started at RT vs. Miami (12/16) as the team rushed for 220 yards and scored a season-high 41 points.

College - Pittsburgh

- Started the final 37 games and played in 38 during his Panthers career, 2015 and 2016 at RT and 2017 at LT.
- Helped Pitt to bowl games in 2015 and 2016 with 8-5 records.
- Team was 5-7 in 2017 but won the final game of the season and the final game of his Pitt career with a stunning 24-14 upset over No. 2 Miami.
- The Panthers upset No. 2 Clemson in 2016 on the road 43-42.
- An All-Atlantic Coast Conference choice by *The Associated Press* and conference coaches in 2017.
- Moved from TE to T as a redshirt freshman in 2015 and went on to start 12 games at RT.
- Scored both career TDs on rushes during the 2016 season: a 24-yarder vs. Georgia Tech and 5-yard score against Virginia Tech.

Prep - Salesianum

- Helped Salesianum High to Delaware Division I state championship as a standout TE/DE with an 11-1 mark.
- He averaged 18.6 yards per catch with 33 catches for 614 yards and 8 TDs.
- Named First-Team All-State as a senior after Third-Team honors as a sophomore and junior.
- During his final 3 seasons, squad went 31-7.
- Earned Delaware Basketball Player of the Year honors as a senior after leading team to first state title with a 22-2 mark.
- Averaged 13.5 ppg and 8.2 rpg on the hardwood.

O'NEILL'S CAREER GAMES	
Year.....	GP/GS
2018 (Min).....	15/11
2019 (Min).....	15/15
2020 (Min).....	16/16
2021 (Min).....	17/17
2022 (Min).....	3/3
Totals	66/62

O'NEILL'S CAREER GAMES (Playoffs)	
Year.....	GP/GS
2019 (Min).....	2/2
Totals	2/2



K.J. OSBORN

17

POSITION: Wide Receiver
HEIGHT/WEIGHT: 5-11/203
DOB: 6-10-97
HOMETOWN: Ypsilanti, Michigan

COLLEGE: Miami
ACQUIRED: D5b (#176) '20
NFL SEASON: 3
VIKINGS SEASON: 3

2022 GP/GS
 3/2

Career GP/GS
 29/11

Playoffs GP/GS
 0/0

OFF THE FIELD

- Graduated from Buffalo in 2018 with a degree in sociology and is pursuing his Master's degree in criminal justice.
- Interested in a career as an FBI or Secret Service agent.
- Quickly impressed his Miami coaches and was chosen to represent the team at the ACC Media Days in 2019 preseason.
- Academic All-MAC selection for his excellence in the classroom while at Buffalo.
- Named to the Hampshire Honor Society by the National Football Foundation.
- Visited the United Kingdom with Danielle Hunter in summer 2022 ahead of Minnesota's game vs. New Orleans in London.

TRANSACTIONS

- Selected in the fifth round (176th overall) of the 2020 NFL Draft, the second and final WR taken by the Vikings.

CAREER NOTES

- Part of the Vikings 15-member draft class in 2020, which is the largest class in NFL history during the 7-round era.
- Impressed at the NFL Combine with a 4.48 40-yard dash, a 37.5 vertical and 18 reps on the bench press.
- As a senior, led the Hurricanes in receptions (50), receiving yards (547), receiving TDs (5) and all-purpose yards (1,018) and averaged a career-best 15.9 yards per punt return.
- After graduating from Buffalo in 2018, Osborn elected to spend his final collegiate season as a Miami Hurricane in 2019.
- Played on offense for the 1st time in the NFL in Week 1 at Cincinnati (9/12), starting the game and hauling in 7 receptions for 76 yards.

2022 - Minnesota Vikings

- Made his first career Week 1 start on 9/11 against Green Bay
- Caught his eighth receiving touchdown and finished the game with five receptions for 73 yards. Osborn has surpassed 70 receiving yards five times in his career.

2021 - Minnesota Vikings

- Appeared in all 17 games on offense and made a career-high nine starts. Had a touchdown in each of the last three games of the season, bringing his career high to seven in a single season. Owns the biggest Year 1 to Year 2 receiving differential in Vikings history, jumping from zero receiving yards to 655 from his rookie year to his second season.
- Recorded his first career NFL touchdown for 64 yards from QB Kirk Cousins at Arizona (9/19).
- Had five receptions for 91 yards in his second start on offense of his career (9/19).
- Started his third career game at wide receiver, recording three receptions against Detroit (10/10).
- Recorded a 27-yard walk-off touchdown in overtime at Carolina to secure the win. It was the Vikings first walk-off touchdown since the 2019 Wild Card game at New Orleans (10/17).
- Earned his fifth career start of his career and of the season (11/28).
- Made it into the end zone for his third touchdown pass of the season, his first since Week 6 at Carolina (12/5).
- Notched his fourth touchdown of the season and first at U.S. Bank Stadium, a 62-yard touchdown pass from QB Kirk Cousins and his first of 60+ yards since Week 2 at Arizona (12/9).
- Had three receptions for 21 yards and returned three punts for a total of 16 yards, his first punt returns of the season, at Chicago (12/20).
- Caught his fourth touchdown pass of the season against the Rams (12/26)
- Made it into the end zone for his sixth touchdown on the year, a 14-yard reception from QB Sean Mannion in his eighth start (1/2).
- Closed the 2021 season with a TD catch against Chicago, giving him one in each of the final three games.

2020 - Minnesota Vikings

- Had the longest KOR on the team for the season in the opener vs. Green Bay (9/13), a 38-yarder.
- Had a season-high 21 yards on three punt returns and a 14-yard KO return vs. Jacksonville (12/6) in the OT win.
- Played vs. Green Bay (9/13), at Indianapolis (9/20) and at Houston (10/4).
- Did not play vs. Tennessee (9/27) and inactive for games at Seattle (10/11), vs. Atlanta (10/18), vs. Carolina (11/29) and at Tampa Bay (12/13).
- Made his NFL debut in the season opener vs. Green Bay (9/13), returning a pair of kickoffs with a long of 38 long.

College - Miami/Buffalo

- During college career with Miami and Buffalo, caught 146 passes for 2,037 yards and 17 TDs.
- Top receiver for Miami in receptions (50), receiving yards (547) and receiving TDs (5) in 2019.

- Started all 13 contests in 2019, his lone season in Miami.
- Caught the game-winning TD at Pittsburgh in the last minute.
- In his career, returned 33 kickoffs for 646 yards (19.6 avg) and returned 49 punts for 594 (12.1 avg).
- During his three seasons on the field in Buffalo (2016-18), totaled 96 catches, 1,490 yards and 12 TDs. His best season for the Bulls was in 2018 when he had 53 catches, 892 yards and seven TDs.
- Helped the Buffalo program grow during his tenure, from 2-10 in 2016 to 10-4 in 2018, losing the MAC title 30-29 to Northern Illinois and advancing to the Dollar General Bowl against Troy.
- Exploded vs. Eastern Michigan in 2018 with seven receptions, three TDs and 188 yards. Had similar results vs. Western Michigan with seven receptions, three TDs and 138 yards.
- Earned All-MAC Second-Team honors as a junior in 2018 while seeing action in 14 games.

Prep - Lincoln/IMG Academy

OSBORN'S REGULAR SEASON STATISTICS												
Year	GP/GS	RECEIVING					RUSHING					
		No.	Yds.	Avg.	Lg.	TD	Att.	Yds.	Avg.	Lg.	TD	ST TKL
2020 (Min)	9/0	0	0	0	0	0	0	0	0	0	0	0
2021 (Min)	17/9	50	655	13.1	64t	7	1	10	10.0	10	0	0
2022 (Min)	3/2	10	112	11.2	28t	1	0	0	0	0	0	0
Total	29/11	60	767	12.8	64t	8	4	9	2.3	6	0	0
Year	GP/GS	KICKOFF RETURNS					PUNT RETURNS					
		No.	Yds.	Avg.	Lg.	TD	No.	Yds.	Avg.	Lg.	TD	
2020 (Min)	9/0	14	303	31.6	38	0	7	27	3.9	8	0	
2021 (Min)	17/9	0	0	0	0	0	4	23	5.8	11	0	
Total	26/9	14	303	31.6	38	0	11	50	4.6	11	0	

SINGLE-GAME CAREER HIGHS (* - playoffs)

Rushing Attempts1.....	vs. Cleveland, 10/3/21	Receptions7.....	at Cincinnati, 9/12/21
Rushing Yards10.....	vs. Cleveland, 10/3/21	Long Reception64.....	at Arizona, 9/19/21
Long Rush10.....	vs. Cleveland, 10/3/21	Receiving TD1.....	8x, last vs. Detroit, 9/25/22
Rushing TD.....	N/A	Receiving Yards91.....	vs. LA Rams, 12/26/21
Punt Returns.....3.....	2x, last at Chicago, 12/20/21	KO Returns.....4.....	vs. Detroit, 11/8/20
Long KO Return.....38.....	vs. Green Bay, 9/13/20	Long Punt Return.....11.....	at Chicago, 12/20/21

OSBORN'S TOUCHDOWNS *playoffs

GAME	PLAY
at Arizona, 9/19/21.....	64 pass from K. Cousins
at Carolina, 10/17/21.....	27 pass (walk-off) from K. Cousins
at Detroit, 12/5/21.....	5 pass from K. Cousins
vs. Pittsburgh, 12/9/21.....	62 pass from K. Cousins
vs. Los Angeles Rams, 12/26/21.....	6 pass from K. Cousins
at Green Bay, 1/2/22.....	14 pass from S. Mannion
vs. Chicago, 1/9/22.....	21 pass from K. Cousins
vs. Detroit, 9/25/22.....	28 pass from K. Cousins
Total.....	8 (8 receiving)



In Week 2 versus Detroit, Osborn caught a game-winning touchdown pass from Kirk Cousins. Osborn caught two 28-yard passes on the Vikings final offensive drive.

OSBORN'S GAME-BY-GAME											
2021	MIN	RECEIVING					RUSHING				
		Att.	Yards	Avg.	Long	TD	No.	Yards	Avg.	Long	TD
9/12	@ CIN*	7	76	10.9	25	0	0	0	0.0	0	0
9/19	@ ARZ*	5	91	18.2	64t	1	0	0	0.0	0	0
9/26	SEA	2	26	13.0	15	0	0	0	0.0	0	0
10/3	CLE	3	26	8.7	20	0	0	0	0.0	0	0
10/10	DET*	3	14	4.7	8	0	1	10	10.0	10	0
10/17	@ CAR	26	311	12.0	64t	1	0	0	0.0	0	0
10/31	DAL	2	10	5.0	6	0	0	0	0.0	0	0
11/7	@ BAL*	1	20	20.0	20	0	0	0	0.0	0	0
11/14	@ LAC	0	0	0	0	0	0	0	0.0	0	0
11/21	GB	1	19	19.0	19	0	0	0	0.0	0	0
11/28	@ SF*	1	5	5.0	5	0	0	0	0.0	0	0
12/5	@ DET	4	47	11.8	21	1	0	0	0.0	0	0
12/9	PIT*	3	83	27.7	62t	1	0	0	0.0	0	0
12/20	@ CHI*	3	21	7.0	9	0	0	0	0.0	0	0
12/26	LAR	5	68	13.6	30	1	0	0	0.0	0	0
1/2/22	@ GB*	3	50	16.7	30	1	0	0	0.0	0	0
1/9/22	CHI*	1	21	21.0	21t	1	0	0	0.0	0	0
GP/GS: 17/9		50	655	13.1	64t	7	1	10	10.0	10	0

2022	MIN	RECEIVING					RUSHING				
		No.	Yards	Avg.	Long	TD	Att.	Yards	Avg.	Long	TD
9/11	GB	3	14	4.7	7	0	0	0	0	0	0
9/19	@ PHI	2	25	12.5	15	0	0	0	0	0	0
9/25	DET	5	73	14.6	28t	1	0	0	0	0	0
10/2	@ NO										
10/9	CHI										
10/16	@ MIA										
10/30	ARI										
11/6	@ WAS										
11/13	@ BUF										
11/20	DAL										
11/24	NE										
12/4	NYJ										
12/11	@ DET										
TBD	IND										
12/24	NYG										
1/1/23	@ GB										
TBD	@ CHI										
GP/GS: 3/2		10	112	11.2	28t	1	0	0	0	0	0





ESEZI OTOMEWO

90

POSITION: Defensive End
HEIGHT/WEIGHT: 6-5/282
DOB: 3-9-99
HOMETOWN: Indianapolis, Indiana

COLLEGE: Minnesota
ACQUIRED: D5a 2022
NFL SEASON: R
VIKINGS SEASON: R

2022 GP/GS
0/0

Career GP/GS
0/0

Playoffs GP/GS
0/0

OFF THE FIELD

- Pronounced "uh-SAY-zee oh-TOE-may-woh."
- Played high school football with Bengals RB Chris Evans.
- Has three sisters, one biological and two half sisters.
- Business and marketing major.
- Says he mirrors his game after Calais Campbell and Khalil Mack.
- Enjoys playing video games

TRANSACTIONS

- Fifth-round (165th overall) pick out of Minnesota in the 2022 NFL Draft, the first Gopher player drafted by the Vikings since LB Nate Triplett in 2010 (167th overall).

CAREER NOTES

- Announced on Jan. 2, 2022, that he was foregoing his final season of eligibility and entering the 2022 NFL Draft.
- Started 20 of 46 games played at Minnesota, making 61 tackles and 7.5 sacks.

2022 - Minnesota Vikings

Honors

- 2022 Senior Bowl invitee.
- All-Big Ten Honorable Mention (2021).
- Outstanding Defensive Freshman (2018).
- Defensive Scout Team Player of the Year (2017).

College - Minnesota

- Started all 13 games in 2021, tallying 30 tackles, 4.5 tackles for loss, 3.0 sacks and one safety.
- Played in seven games in 2020, totaling 15 tackles and one sack at Illinois.
- Appeared in all 13 games in 2019, making 22 tackles, 5.0 tackles for loss and 2.5 sacks.
- As a freshman in 2018, played in all 13 games, notching 13 tackles (2.0 for a loss), and one recovered fumble. Made his collegiate debut against New Mexico State.
- Redshirted the 2017 season.

Prep - Ben Davis

- Attended Ben Davis High School in Indianapolis, Indiana.
- Wore No. 9 for the Giants.
- As a senior, made 69 tackles and eight sacks as team finished 9-4. Also broke up two passes, recovered one fumble, forced one fumble, blocked one punt and notched one safety.
- Received three stars from 247Sports and Scout, while ESPN and Rivals gave him two stars.
- Scout listed him as the No. 1 defensive end in Indiana, the No. 14 defensive end in the Midwest and the No. 116 recruit in the Midwest.
- 247Sports ranked him the No. 9 prospect in Indiana and as the No. 46 player at his position.

OTOMEWO'S REGULAR SEASON STATISTICS

Year	GP/GS	Solo	Asst.	Total TKL	Sacks	INTs	PD	TFL	QBH	FF/FR	ST TKL
2022 (Min)	0/0	0	0	0	0.0	0	0	0	0	0/0	0
Total	0/0	0	0	0	0.0	0	0	0	0	0/0	0



PATRICK PETERSON

7

POSITION: Cornerback
HEIGHT/WEIGHT: 6-1/198
DOB: 7-11-90
HOMETOWN: Fort Lauderdale, Florida

COLLEGE: LSU
ACQUIRED: FA (Ari) '21
NFL SEASON: 12
VIKINGS SEASON: 2

2022 GP/GS
3/3

Career GP/GS
170/170 (16/16-MIN, 154/154-ARI)

Playoffs GP/GS
0/0

OFF THE FIELD

- Donated \$1 million to LSU's weight room that is now named after Peterson.
- Teamed with Pit Boss Grills to donate grill products and gift cards to Arizona first responders. Peterson had his followers on social media nominate a first responder of their choice. and he selected three winners on Memorial Day who each received a new top-of-the-line grill, grilling products and a gift card.
- Brother, Avery Johnson, played WR at Cincinnati.
- Cousin of former NFL CB Bryant McFadden - with whom he has a podcast with called "All Things Covered," CB Walter McFadden, WR Santana Moss and WR Sinorice Moss.
- Sports administration major.
- Wife, Antonique, is a doctor who worked on the front lines of the COVID-19 pandemic; has two daughters, Paityn and Parker.

TRANSACTIONS

- Drafted in the first round (fifth overall pick) by the Arizona Cardinals of the 2011 NFL Draft.
- Suspended by the NFL for six games for violating the league's policy on performance-enhancing drugs on 5/16/19.
- Signed with Minnesota as a free agent on 5/22/21.
- Placed on IR by Minnesota on 10/18/21.
- Activated from IR by Minnesota on 11/20.
- Re-signed with Minnesota on 4/1/22.

CAREER NOTES

- Joined Vikings as a free agent in 2021 after spending 10 seasons in Arizona.
- Started all 16 games in 9 of 10 seasons and started 10/10 games in 2019 after being activated.
- Earned 3 *Associated Press* 1st-Team All-Pro (2011-PR, 2013-CB, 2015-CB).
- Voted to the Pro Bowl in each of his opening 8 NFL seasons: 7 times at CB (2012-18) and once as a kick returner (2011).
- Named to the 2010s All-Decade Team by the Pro Football Hall of Fame's 48-member selection committee.
- Named NFC Defensive Player of the Week 3 times: vs. Cleveland (12/15/19); vs. St. Louis (11/19/14); at Tampa Bay 9/29/13), NFC Special Teams Player of the Week twice: vs. St. Louis (11/6/11); at St. Louis (11/24/11), and Special Teams Player of the Month once (November 2011).
- Named Arizona's Walter Payton NFL Man of the Year nominee in 2015 and 2017.
- Arizona's recipient of the 2016 Ed Block Courage Award.
- Nominated for the 2017 Art Rooney Sportsmanship Award.

2022 - Minnesota Vikings

- Made his 168th career start and recorded four total tackles (two solo) in Week 1 against Green Bay
- Recorded his third career blocked field goal in Week 2 at Philadelphia

2021 - Minnesota Vikings

- Finished the season appearing in 13 games, making 13 starts. Had 45 total tackles on the season, five passes defended and one interception, a pick-six (29th of his career) against Chicago in Week 18.
- Started at Cincinnati (9/12) and had 1 tackle in his Vikings debut.
- Recorded two tackles in his game start at Arizona (9/19).
- Had two passes defended and three tackles against Detroit (10/10). His two passes defended marked his 96th in his career.
- Placed on Reserve/Injured prior to Game 8 vs. Dallas.
- Activated from Reserve/Injured prior to Game 11 and recorded three tackles vs. Green Bay (11/21).
- Tallied five solo tackles and one tackle for loss at San Francisco, his highest on the season (11/28).
- Placed on Reserve/COVID-19 prior to Week 13.
- Had six tackles and one pass defended at Chicago (12/20).
- Returned interception 66 yards for a touchdown in season finale vs. Bears. He has at least one INT in each of his 11 NFL seasons, the NFL's second-longest active streak.

2020 - Arizona Cardinals

- Started all 16 games in 2020, recording 61 tackles (51 solo), 8 PD and 3 INTs.
- Recorded five tackles and had INT at Carolina (10/4).
- Tallied a season-high eight tackles at Dallas (10/19).
- Intercepted his second pass of the season vs. Seattle (10/25).
- Notched his third pick of the year vs. Buffalo (11/15).

2019 - Arizona Cardinals

- Totaled 53 tackles, 3.0 TFL, 1.0 sack, two INTs, seven PBUs and a FF in 10 games (all starts) after being activated to roster in Week 7.
- Intercepted a Baker Mayfield pass in the end zone and allowed just five receptions for 38 yards and a 15.3 passer rating on 12 targets with three tackles and 1.0 TFL, to earn NFC Defensive Player of the Week honors vs. Cleveland (12/15).

2018 - Arizona Cardinals

- Selected as a team captain for the fourth consecutive season (fifth time in his career), started all 16 games for the eighth-straight year, had 51 tackles, 2.0 TFLs, 1.0 sack, two INTs, five PDs and one FR.
- Became the first player in franchise history selected to the Pro Bowl in each of his opening eight NFL seasons, joining HOFers Jim Brown and Barry Sanders as the only players in NFL history named to eight Pro Bowls before their 29th birthday.
- Played the second-most snaps (1,107) among NFL CBs and allowed just 364 receiving yards and two TDs on 30 receptions, the fewest catches allowed among CBs who played at least 80% of defensive snaps, according to ProFootballFocus.com.

2017 - Arizona Cardinals

- Selected as a team captain for the third straight season (fourth time in his career), started all 16 games for the seventh consecutive year and totaled 33 tackles, one INT, nine PDs and one FR for the NFL's #6-ranked defense.
- Earned seventh consecutive Pro Bowl selection and sixth straight as a CB, joining HOF RBs Jim Brown and Barry Sanders as the only players in NFL history to be named to the Pro Bowl eight times before their 28th birthday.
- Selected as Cardinals nominee for the 2017 Art Rooney Sportsmanship Award and the Arizona Cardinals/Walter Payton NFL Man of the Year for the 2nd time (2015).
- Faced the fewest targets (60) and allowed the fewest receptions (28) among CBs with 500+ snaps in 2017, according to Pro Football Focus.

2016 - Arizona Cardinals

- Voted a team captain for the third time overall and second straight season; started all 16 games for the sixth consecutive year since being drafted and recorded 46 tackles, three INTs, eight PDs.
- Earned sixth consecutive Pro Bowl and fifth straight at CB; joined Hall of Fame HB Ollie Matson as only players in franchise history selected to the Pro Bowl each of their first six NFL seasons; became fifth player in Cardinals history to be selected to six-straight Pro Bowls.
- Selected as Cardinals Ed Block Courage Award Winner for his battle with diabetes.

2015 - Arizona Cardinals

- Selected as a team captain for the second time in his career (2013), started every game for the fifth straight season and had 35 tackles, two INTs, 10 PDs and one FF.
- Added three tackles, one INT and one PD in two playoff games.
- Named Arizona Cardinals/Walter Payton NFL Man of the Year.
- Selected to fifth consecutive Pro Bowl (fourth-straight at CB); joined Hall of Famer Ollie Matson as only players in franchise history to earn Pro Bowls in each of their first five NFL seasons.
- A First-Team AP All-Pro selection, his third career All-Pro honor (2011 at KR, 2013 at CB), and earned PFWA All-NFL honors.
- Led the team with five solo tackles and added one PD and his first career forced fumble at St. Louis (12/6).
- Had three tackles, an INT that he returned 72 yards and one PD in NFC Championship Game at Carolina (1/24/16).

2014 - Arizona Cardinals

- Signed a five-year contract extension during training camp, started all 16 games for the fourth consecutive season and totaled 46 tackles, three INTs, eight PDs, 1.0 sack and one QB hit.
- His three INTs tied for second on the team.
- Earned fourth-straight Pro Bowl selection overall and third at CB.
- Recorded two INTs in the fourth quarter on back-to-back possessions vs. St. Louis (11/9), returning the second one 30 yards for his first career INT return TD. It marked his second career multi-INT game, and he became sixth player in franchise history with multiple INTs in each of his first four seasons. He also added two tackles and one pass defended to be named NFC Defensive Player of the Week for the second time in his career.

2013 - Arizona Cardinals

- Chosen by his teammates as a team captain for the first time in his career; started all 16 games for the third straight season.
- Selected to the Pro Bowl for third straight year and was named First-Team AP All-Pro at CB, his second career All-Pro honor after being named as a kick returner in 2011.
- Tied for second on the team with three INTs, recorded a team-leading and career-high 30 passes defended.
- Served as team's top punt returner.
- Also saw action on offense throughout the season, catching six passes for 54 yards, running for 21 yards on four carries and completing a 17-yard pass.
- Had four solo tackles and one pass defended vs. Detroit (9/15) and helped limit Calvin Johnson to just two catches for 20 yards in the second half. Also played five snaps on offense, catching a 17-yard pass in the third quarter and later in the quarter completed a 17-yard pass to Kerry Taylor on a reverse pass play. It marked his first career pass attempt and, according to the Elias Sports Bureau, made him the first NFL defender to catch a pass and complete a pass in the same game since the 1970 merger.

2012 - Arizona Cardinals

- Started all 16 games for the second straight season, leading the team and finishing fourth in the NFL with seven INTs.
- Selected to the Pro Bowl as a CB, joining Hall of Famer Rod Woodson as the only players in NFL history to be named to the Pro Bowl as both a defender and kick returner.
- Totaled 59 tackles, a team-high 17 passes defended and one FR and also had 51 punt returns for 426 yards (8.4 avg.) and three catches for 11 yards and two carries for 13 yards on offense.
- Recovered a fumble by Legedu Naanee and returned it 60 yards in the fourth quarter vs. Miami (9/30), the first fumble recovery

of his career.

- Recorded an INT in fourth-straight game vs. Detroit (12/16), picking off Matthew Stafford in the second quarter to set up a go-ahead TD to become the first Cardinals player with an INT in four straight games since Aeneas Williams in 1994.

2011 - Arizona

- Started all 16 games at CB and had a record-setting season returning punts, with four TDs and 699 yards on 44 returns.
- Tied the NFL single-season record and set the franchise all-time record with four punt return TDs.
- Established an NFL rookie record with 699 punt return yards, which is also a franchise single-season record and ranks as the second-highest single-season total in NFL history (Desmond Howard, 875, 1996).
- Led the league with four PR TDs and 699 yards and ranked second with a 15.9 average.
- Selected to the Pro Bowl as a kick returner, becoming the 1st Cardinals rookie since Anquan Boldin (2003) to earn Pro Bowl honors; joined Johnny Bailey (1992) and Vai Sikahema (1986-87) as the only players in franchise history to be named to the Pro Bowl as a kick returner.
- Named to the AP All-Pro team as a kick returner, the only rookie named to the team.
- Blocked two FGs, helping the Cardinals lead the NFL with five blocked FGs on the season.

College - LSU

- Played in 39 games (30 starts) and totaled 135 tackles, seven INTs, 22 PDs in three seasons before entering the Draft as a junior.
- One of the nation's most decorated collegiate players in 2010, winning both the Bednarik Award (nation's top defender) and the Thorpe Award (nation's top defensive back).
- An unanimous All-American selection as a junior in 2010 and earned SEC Defensive Player of the Year and Special Teams Player of the Year honors from the league's coaches.
- All-SEC First-Team selection as a CB and return specialist.
- A defensive captain, started all 13 games at RCB and totaled 42 tackles, four INTs and six PD.
- A 2009 All-SEC Second-Team choice by the league's coaches and media and co-recipient of the team's most outstanding defensive player during his sophomore season.
- Earned Second-Team All-American honors from the *Sporting News* and started all 13 games at RCB and tallied a career-high 52 tackles, two INTs (one of which he returned for a TD) and 13 PDs.
- Played 13 games as a freshman in '08, starting the final four contests of the season, including a bowl win over Georgia Tech, and totaled 41 tackles, one INT, three PD.

Prep - Blanche Ely

- Named the *USA TODAY* Defensive Player of the Year as a senior in 2007 at Blanche Ely (Pompano Beach, FL) High School and was named to the *PARADE* All-America team and the *USA TODAY* All-America Team.
- Played in the U.S. Army All-American Bowl and was one of six finalists for the U.S. Army Player of the Year Award.

PETERSON'S REGULAR SEASON STATISTICS											
Year	GP/GS	Solo	Asst.	Total TKL	Sacks	INTs	PD	TFL	QBH	FF/FR	ST TKL
2011 (Ari)	16/16	59	5	64	1.0	2	13	1	1	0/2	0
2012 (Ari)	16/16	52	3	55	0.0	7	16	2	0	0/5	0
2013 (Ari)	16/16	40	2	50	0.0	3	13	0	0	0/2	0
2014 (Ari)	16/16	43	7	50	1.0	3	7	0	1	0/0	0
2015 (Ari)	16/16	33	0	33	0.0	2	8	1	0	1/0	2
2016 (Ari)	16/16	44	6	50	0.0	3	6	1	0	0/1	1
2017 (Ari)	16/16	30	4	34	0.0	1	8	0	0	0/1	0
2018 (Ari)	16/16	45	9	54	1.0	2	5	2	1	0/1	0
2019 (Ari)	10/10	46	7	53	1.0	2	7	3	1	1/0	0
2020 (Ari)	16/16	52	9	61	0.0	3	8	0	0	0/0	0
2021 (Min)	13/13	34	11	45	0.0	1	5	2	0	0/0	0
2022 (Min)	3/3	7	2	9	0.0	0	0	1	0	0/0	0
Total	170/170	490	65	555	4.0	29	98	13	4	2/12	3

PETERSON'S POSTSEASON STATISTICS											
Year	GP/GS	Solo	Asst.	Total TKL	Sacks	INTs	PD	TFL	QBH	FF/FR	ST TKL
2014 (Ari)	1/1	4	0	4	0.0	0	0	0	0	0/0	0
2015 (Ari)	2/2	4	1	5	0.0	1	1	0	0	0/0	0
Total	3/3	8	1	9	0.0	1	1	0	0	0/0	0

SINGLE-GAME CAREER HIGHS (* - playoffs)

Tackles8.....	5x, last at Dallas, 10/19/20	Tackles for Loss2.....	8x, last vs. Seattle, 9/26/21
Solo Tackles8.....vs. Kansas City, 12/7/14	Forced Fumble1.....	2x, last at NY Giants, 10/20/19
Sacks1.0.....	4x, last at NY Giants, 10/20/19	Fumble Recovered1.....	3x, last at San Francisco, 10/7/18
Pass Defensed3.....	6x, last vs. Cleveland, 12/15/19	INT Touchdown1.....	2x, last vs. Chicago, 1/9/22
Interceptions2.....	2x, last vs. St. Louis, 11/9/14			

PETERSON'S GAME-BY-GAME (*STARTS)

2011	ARI	U	A	T	TFL	SK	QH	FF	FR	INT	PD
9/11	CAR*	3	0	3	0	0.0	0	0	0	0	0
9/18	@ WAS*	5	2	7	0	0.0	0	0	0	0	0
9/25	@ SEA*	1	1	2	0	0.0	0	0	0	1	0
10/2	NYG*	7	0	7	0	0.0	0	0	0	0	2
10/9	@ MIN*	3	1	4	0	0.0	0	0	0	0	1
10/23	PIT*	7	0	7	0	0.0	0	0	0	0	0
10/30	@ BAL*	0	0	0	0	0.0	0	0	0	0	2
11/6	LAR*	3	1	4	0	0.0	0	0	0	1	3
11/13	@ PHI*	3	0	3	0	0.0	0	0	0	0	0
11/20	@ SF*	4	0	4	0	0.0	0	0	0	0	0
11/27	@ LAR*	5	0	5	0	0.0	0	0	0	0	0
12/4	DAL*	5	0	5	0	0.0	0	0	0	0	3
12/11	SF*	5	0	5	1	1.0	0	0	0	0	0
12/18	CLE*	2	0	2	0	0.0	0	0	0	0	0
12/24	@ CIN*	1	0	1	0	0.0	0	0	0	0	2
1/1	SEA*	4	0	4	0	0.0	0	0	0	0	0
GP/GS: 16/16		57	6	63	1	1.0	0	0	0	0	13

2012	ARI	U	A	T	TFL	SK	QH	FF	FR	INT	PD
9/9	SEA*	2	0	2	0	0.0	0	0	0	0	1
9/16	@ NE*	3	0	3	1	0.0	0	0	0	1	1
9/23	PHI*	1	0	1	0	0.0	0	0	0	0	0
9/30	MIA*	5	0	5	0	0.0	0	0	1	0	1
10/4	@ LAR*	1	4	5	0	0.0	0	0	0	1	2
10/14	BUF*	4	0	4	0	0.0	0	0	0	1	3
10/21	@ MIN*	1	1	2	0	0.0	0	0	0	0	0
10/29	SF*	3	0	3	1	0.0	0	0	0	0	0
11/4	@ GB*	3	1	4	0	0.0	0	0	0	0	1
11/18	@ ATL*	4	0	4	0	0.0	0	0	0	0	0
11/25	LAR*	3	2	5	0	0.0	0	0	0	1	1
12/2	@ NYJ*	4	0	4	0	0.0	0	0	0	1	1
12/9	@ SEA*	1	1	2	0	0.0	0	0	0	1	1
12/16	DET*	7	0	7	0	0.0	0	0	0	1	2
12/23	CHI*	6	0	6	0	0.0	0	0	0	0	1
12/30	@ SF*	2	0	2	0	0.0	0	0	0	0	2
GP/GS: 16/16		50	9	59	2	0.0	0	0	1	7	17

2013	ARI	U	A	T	TFL	SK	QH	FF	FR	INT	PD
9/8	@ LAR*	2	0	2	0	0.0	0	0	0	0	0
9/15	DET*	4	0	4	0	0.0	0	0	0	0	1
9/22	@ NO*	2	0	2	0	0.0	0	0	0	0	0
9/29	@ TB*	2	0	2	0	0.0	0	0	0	2	5
10/6	CAR*	1	1	2	0	0.0	0	0	0	1	4
10/13	@ SF*	3	0	3	0	0.0	0	0	0	0	2
10/17	SEA*	4	1	5	0	0.0	0	0	0	0	4
10/27	ATL*	2	0	2	0	0.0	0	0	0	0	1
11/10	HOU*	4	0	4	0	0.0	0	0	0	0	4
11/17	@ JAX*	0	0	0	0	0.0	0	0	0	0	1
11/24	IND*	3	0	3	0	0.0	0	0	0	0	2
12/1	@ PHI*	1	0	1	0	0.0	0	0	0	0	2
12/8	LAR*	0	0	0	0	0.0	0	0	0	0	0
12/15	@ TEN*	6	0	6	0	0.0	0	0	0	0	1
12/22	@ SEA*	2	0	2	0	0.0	0	0	0	0	1
12/29	@ SF*	1	1	2	0	0.0	0	0	0	0	2
GP/GS: 16/16		37	3	40	0	0.0	0	0	0	3	30

2014	ARI	U	A	T	TFL	SK	QH	FF	FR	INT	PD
9/8	LAC*	2	0	2	0	0.0	0	0	0	0	1
9/14	@ NYG*	4	0	4	0	0.0	0	0	0	0	0
9/21	SF*	1	0	1	0	0.0	0	0	0	0	1
10/5	@ DEN*	3	1	4	0	0.0	0	0	0	0	0
10/12	WAS*	2	0	2	0	0.0	0	0	0	0	0
10/19	@ OAK*	1	1	2	0	0.0	0	0	0	0	1
10/26	PHI*	3	2	5	0	0.0	0	0	0	0	0
11/2	@ DAL*	2	0	2	0	0.0	0	0	0	0	0
11/9	LAR*	2	0	2	0	0.0	0	0	0	2	1
11/16	DET*	2	2	4	0	0.0	0	0	0	0	1
11/23	@ SEA*	1	0	1	0	0.0	0	0	0	0	1
11/30	@ ATL*	3	0	3	0	0.0	0	0	0	0	0
12/7	KC*	8	0	8	0	1.0	1	0	0	0	0
12/11	@ LAR*	2	1	3	0	0.0	0	0	0	1	1
12/21	SEA*	1	0	1	0	0.0	0	0	0	0	1
12/28	@ SF*	2	0	2	0	0.0	0	0	0	0	0
GP/GS: 16/16		39	7	46	0	1.0	1	0	0	3	8

2014 PLAYOFFS		U	A	T	TFL	SK	QH	FF	FR	INT	PD
1/3/15	@ CAR*	4	0	4	0	0.0	0	0	0	0	0
GP/GS: 1/1		4	0	4	0	0.0	0	0	0	0	0

2015	ARI	U	A	T	TFL	SK	QH	FF	FR	INT	PD
9/13	NO*	1	0	1	0	0.0	0	0	0	0	0
9/20	@ CHI*	2	1	3	0	0.0	0	0	0	1	1
9/27	SF*	0	0	0	0	0.0	0	0	0	0	1
10/4	LAR*	1	0	1	0	0.0	0	0	0	0	0
10/11	@ DET*	5	0	5	0	0.0	0	0	0	1	0
10/18	@ PIT*	5	0	5	0	0.0	0	0	0	0	1
10/26	BAL*	1	0	1	0	0.0	0	0	0	0	1
11/1	@ CLE*	4	0	4	0	0.0	0	0	0	0	1
11/15	@ SEA*	1	0	1	0	0.0	0	0	0	0	1
11/22	CIN*	2	0	2	0	0.0	0	0	0	0	0
11/29	@ SF*	2	0	2	0	0.0	0	0	0	0	1
12/6	@ LAR*	5	0	5	0	0.0	0	1	0	0	1
12/10	MIN*	1	0	1	0	0.0	0	0	0	0	1
12/20	@ PHI*	1	0	1	0	0.0	0	0	0	0	0
12/27	GB*	2	0	2	0	0.0	0	0	0	0	1
1/3/16	SEA*	1	0	1	0	0.0	0	0	0	0	0
GP/GS: 16/16		34	1	35	0	0.0	0	0	0	2	10

2015 PLAYOFFS		U	A	T	TFL	SK	QH	FF	FR	INT	PD
1/3/16	GB*	0	0	0	0	0.0	0	0	0	0	0
1/23/16	@ CAR*	4	1	5	0	0.0	0	0	0	1	1
GP/GS: 2/2		4	1	5	0	0.0	0	0	0	1	1

2016	ARI	U	A	T	TFL	SK	QH	FF	FR	INT	PD
9/11	NE*	3	0	3	0	0.0	0	0	0	0	0
9/18	TB*	2	0	2	0	0.0	0	0	0	1	1
9/25	@ BUF*	4	1	5	0	0.0	0	0	0	1	1
10/2	LAR*	1	0	1	0	0.0	0	0	0	0	1
10/6	@ SF*	0	1	1	0	0.0	0	0	0	1	1
10/17	NYJ*	1	0	1	0	0.0	0	0	0	0	0
10/23	SEA*	1	2	3	0	0.0	0	0	0	0	0
10/30	@ CAR*	2	0	2	0	0.0	0	0	0	0	1
11/13	SF*	4	0	4	0	0.0	0	0	0	0	0
11/20	@ MIN*	3	0	3	0	0.0	0	0	0	0	1
11/27	@ ATL*	4	1	5	1	0.0	0	0	0	0	0
12/4	WAS*	2	1	3	0	0.0	0	0	0	1	1
12/11	@ MIA*	1	0	1	0	0.0	0	0	0	0	1
12/18	NO*	4	0	4	0	0.0	0	0	0	0	0
12/24	@ SEA*	6	1	7	0	0.0	0	0	0	0	0
1/1/17	@ LAR*	1	0	1	0	0.0	0	0	0	0	0
GP/GS: 16/16		39	7	46	1	0.0	0	0	0	3	8

2017	ARI	U	A	T	TFL	SK	QH	FF	FR	INT	PD
9/10	@ DET*	0	0	0	0	0.0	0	0	0	0	1
9/17	@ IND*	3	0	3	0	0.0	0	0	0	0	1
9/25	DAL*	2	0	2	0	0.0	0	0	0	0	0
10/1	SF*	3	1	4	0	0.0	0	0	0	0	1
10/8	@ PHI*	1	0	1	0	0.0	0	0	0	0	0
10/15	TB*	0	1	1	0	0.0	0	0	0	0	1
10/22	@ LAR*	1	1	2	0	0.0	0	0	0	0	0
11/5	@ SF*	2	0	2	0	0.0	0	0	1	0	1
11/9	SEA*	1	0	1	0	0.0	0	0	0	0	0
11/19	@ HOU*	2	0	2	0	0.0	0	0	0	1	3
11/26	JAX*	2	1	3	0	0.0	0	0	0	0	0
12/3	LAR*	1	0	1	0	0.0	0	0	0	0	0
12/10	TEN*	4	0	4	0	0.0	0	0	0	0	0
12/17	@ WAS*	3	1	4	0	0.0	0	0	0	0	1
12/24	NYG*	1	0	1	0	0.0	0	0	0	0	0
12/31	@ SEA*	4	0	4	0	0.0	0	0	0	0	0
GP/GS: 16/16		28	5	33	0	0.0	0	0	1	1	9

2018	ARI	U	A	T	TFL	SK	QH	FF	FR	INT	PD
9/9	WAS*	1	0	1	0	1.0	0	0	0	0	0
9/16	@ LAR*	7	0	7	1	0.0	0	0	0	1	0
9/23	CHI*	3	0	3	0	0.0	0	0	0	0	1
9/30	SEA*	6	0	6	0	0.0	0	0	0	0	0
10/7	@ SF*	5	0	5	1	0.0	0	0	1	0	1
10/14	@ MIN*	3	2	5	0	0.0	0	0	0	0	0
10/18	DEN*	5	0	5	0	0.0	0	0	0	1	0
10/28	SF*	0	0	0	0	0.0	0	0	0	0	1
11/11	@ KC*	2	1	3	0	0.0	0	0	0	0	0
11/18	OAK*	1	1	2	0	0.0	0	0	0	0	1
11/25	@ LAC*	2	4	6	0	0.0	0	0	0	0	0
12/2	@ GB*	1	0	1	0	0.0	0	0	0	0	0
12/9	DET*	1	0	1	0	0.0	0	0	0	0	0
12/16	@ ATL*	2	0	2	0	0.0	0	0	0	0	1
12/23	LAR*	3	0	3	0	0.0	0	0	0	0	0
12/30	@ SEA*	1	0	1	0	0.0	0	0	0	0	0
GP/GS: 16/16		42	9	51	2	1.0	0	0	1	2	5

2019	ARI	U	A	T	TFL	SK	QH	FF	FR	INT	PD
9/8	DET					RESERVE/SUSPENSION					
9/15	@ BAL					RESERVE/SUSPENSION					
9/22	CAR					RESERVE/SUSPENSION					
9/29	SEA					RESERVE/SUSPENSION					
10/6	@ CIN					RESERVE/SUSPENSION					
10/13	ATL					RESERVE/SUSPENSION					
10/20	@ NYG*	7	0	7	0	1.0	1	1	0	0	0
10/27	@ NO*	5	1	6	0	0.0	0	0	0	1	1
10/31	SF*	2	1	3	0	0.0	0	0	0	0	0
11/10	@ TB*	3	0	3	0	0.0	0	0	0	0	0
11/17	@ SF*	4	0	4	0	0.0	0	0	0	0	1
12/1	LAR*	5	3	8	0	0.0	0	0	0	1	0
12/8	PIT*	4	1	5	0	0.0	0	0	0	0	0
12/15	CLE*	7	0	7	0	0.0	0	0	0	0	3
12/22	@ SEA*	3	0	3	0	0.0	0	0	0	1	0
12/29	@ LAR*	6	1	7	0	0.0	0	0	0	1	2
GP/GS: 10/10		46	7	53	0	1.0	0	1	0	3	7

2020	ARI	U	A	T	TFL	SK	QH	FF	FR	INT	PD
9/13	@ SF*	0	0	0	0	0.0	0	0	0	0	1
9/20	WAS*	1	0	1	0	0.0	0	0	0	0	0
9/27	DET*	1	0	1	0	0.0	0	0	0	0	0
10/4	@ CAR*	5	0	5	0	0.0	0	0	0	1	1
10/11	@ NYJ*	3	0	3	0	0.0	0	0	0	0	0
10/19	@ DAL*	7	1	8	0	0.0	0	0	0	0	0
10/25	SEA*	3	1	4	0	0.0	0	0	0	1	2
11/8	MIA*	6	0	6	0	0.0	0	0	0	0	0
11/15	BUF*	2	0	2	0	0.0	0	0	0	1	1
11/19	@ SEA*	3	2	5	0	0.0	0	0	0	0	0
11/29	@ NE*	4	1	5	0	0.0	0	0	0	0	0
12/6	LAR*	4	1	5	0	0.0	0	0	0	0	0
12/13	@ NYG*	2	1	3	0	0.0	0	0	0	0	1
12/20	PHI*	6	0	6	0	0.0	0	0	0	0	1
12/26	SF*	2	1	3	0	0.0	0	0	0	0	0
1/3/21	@ LAR*	3	1	4	0	0.0	0	0	0	0	0
GP/GS: 16/16		52	9	61	2	0.0	0	0	0	3	7

2021	MIN	U	A	T	TFL	SK	QH	FF	FR	INT	PD
9/12	at CIN*	1	0	1	0	0.0	0	0	0	0	0
9/19	at ARZ*	1	1	2	0	0.0	0	0	0	0	0
9/26	SEA*	1	1	2	0	0.0	0	0	0	0	0
10/3	CLE*	2	0	2	0	0.0	0	0	0	0	0
10/10	DET*	1	2	3	0	0.0	0	0	0	0	2
10/17	at CAR*	2	1	3	1	0.0	0	0	0	0	0
10/31	DAL	RESERVE/INJURED									
11/7	at BAL	RESERVE/INJURED									
11/14	at LAC	RESERVE/INJURED									
11/21	GB*	3	0	3	0	0.0	0	0	0	0	0
11/28	at SF*	5	0	5	1	0.0	0	0	0	0	0
12/5	at DET	RESERVE/COVID-19									
12/9	PIT*	3	2	5	0	0.0	0	0	0	0	0
12/20	at CHI*	5	1	6	0	0.0	0	0	0	0	1
12/26	LAR*	1	1	2	0	0.0	0	0	0	0	1
1/2/22	at GB*	3	1	4	0	0.0	0	0	0	0	0
1/9/22	CHI*	6	1	7	0	0.0	0	0	0	1	1
GP/GS: 13/13		34	11	45	2	0.0	0	0	0	1	5

2022	MIN	U	A	T	TFL	SK	QH	FF	FR	INT	PD
9/11	GB	2	2	4	0	0.0	0	0	0	0	0
9/19	@ PHI	3	0	3	1	0.0	0	0	0	0	0
9/25	DET	5	0	5	0	0.0	0	0	0	0	2
10/2	@ NO*										
10/9	CHI										
10/16	@ MIA										
10/30	ARI										
11/6	@ WAS										
11/13	@ BUF										
11/20	DAL										
11/24	NE										
12/4	NYJ										
12/11	@ DET										
12/18	IND										
12/24	NYG										
1/1/23	@ GB										
1/8/23	@ CHI										
GP/GS: 3/3		12	2	14	1	0.0	0	0	0	0	2

PETERSON'S INTERCEPTIONS *playoffs

GAME	QB	INT
at Seattle, 9/25/11	Tarvaris Jackson	1 (1)
vs. St. Louis, 11/6/11	Sam Bradford	1 (0)
at New England, 9/16/12	Tom Brady	1 (0)
at St. Louis, 10/4/12	Sam Bradford	1 (TB)
vs. Buffalo, 10/14/12	Brad Smith	1 (15)
vs. St. Louis, 11/25/12	Sam Bradford	1 (TB)
at New York Jets, 12/2/12	Mark Sanchez	1 (0)
at Seattle, 12/9/12	Russell Wilson	1 (0)
vs. Detroit, 12/16/12	Matt Stafford	1 (31)
at Tampa Bay, 9/29/13	Mike Glennon	2 (11, 5)
vs. Carolina, 10/6/13	Cam Newton	1 (43)
vs. St. Louis, 11/9/14	Austin Davis	2 (0, 30t)
at St. Louis, 12/11/14	Shaun Hill	1 (0)
at Chicago, 9/20/15	Jimmy Clausen	1 (1)
at Detroit, 10/11/15	Matt Stafford	1 (40)
at Carolina, 1/24/16*	Cam Newton	1 (72)
vs. Tampa Bay, 9/18/16	Jameis Winston	1 (25)
at Buffalo, 9/25/16	Tyrod Taylor	1 (0)
vs. Washington, 12/4/16	Kirk Cousins	1 (2)
at Houston, 11/19/17	Tom Savage	1 (22)
at LA Rams, 9/16/18	Jared Goff	1 (0)
vs. Denver, 10/18/18	Case Keenum	1 (0)
at New Orleans, 10/27/19	Drew Brees	1 (0)
vs. Cleveland, 12/15/19	Baker Mayfield	1 (TB)
at Carolina, 10/4/20	Teddy Bridgewater	1 (0)
vs. Seattle, 10/25/20	Russell Wilson	1 (TB)
vs. Buffalo, 11/15/20	Josh Allen	1 (7)
vs. Chicago, 1/9/22	Andy Dalton	1 (66)
Total		30

PETERSON'S SACKS *playoffs

GAME	QB	SACKS
vs. San Francisco, 12/11/11	Alex Smith	1.0
vs. Kansas City, 12/7/14	Alex Smith	1.0
vs. Washington, 9/9/18	Alex Smith	1.0
at NY Giants, 10/20/19	Daniel Jones	1.0
Total		4.0

DECADE OF DOMINANCE

Patrick Peterson was named to the Pro Football Hall of Fame's All-Decade team for the 2010s, joining an impressive list of defensive backs that excelled in the decade. Minnesota had Adrian Peterson and Cordarrelle Patterson on the 2010s Team.

PRO FOOTBALL HALL OF FAME ALL-DECADE TEAM DBs- 2010

PLAYER	POSITION
Patrick Peterson	CB
Richard Sherman	CB
Darrelle Revis	CB
Eric Berry	S
Earl Thomas	S
Eric Weddle	S



HARRISON PHILLIPS

97

POSITION: Defensive Line
HEIGHT/WEIGHT: 6-3/307
DOB: 1-25-96
HOMETOWN: Omaha, Nebraska

COLLEGE: Stanford
ACQUIRED: FA '22
NFL SEASON: 5
VIKINGS SEASON: 1

2022 GP/GS
3/3

Career GP/GS
48/14 - BUF (3/3 - MIN, 45/11-ARI)

Playoffs GP/GS
5/2

OFF THE FIELD

- Son of Paul and Tammie Phillips and has a sister, Delanie, who played soccer at Nebraska-Kearney.
- Earned degree with a double major in sociology and science, technology and society and a minor in education from Stanford.
- Was the Bills nominee for the Walter Payton Man of the Year in back-to-back years (2020 and 2021).
- Through his nonprofit organization, Harrison's Playmakers, he helps children with intellectual disabilities. His goal is to foster self-esteem in their young lives and employ a pay-it-forward mentality with volunteerism in the community and other acts of kindness.
- One of five finalists for the NFLPA Alan Page Community Award in 2020.
- Has a close relationship with Bornhava, a special education school in Buffalo, and Oishei Children's Hospital of Buffalo.
- Can solve a Rubik's cube and lists cookie dough as his favorite ice cream flavor and *The Office* as his favorite TV show.

TRANSACTIONS

- Drafted in the third round (No. 96 overall) by the Buffalo Bills on 4/27/18.
- Placed on IR by the Bills on 9/24/19.
- Signed with the Minnesota Vikings on 3/17/22.

CAREER NOTES

2022 - Minnesota Vikings

- Made his Viking debut in Week 1 against the Packers and recorded three total tackles
- Recorded two tackles including, 0.5 sacks in Week 2 at Philadelphia

2021 - Buffalo Bills

- Started in a career-high eight games in 2021.
- Recorded 51 total tackles, four tackles for loss, six quarterback hits and a sack.
- Phillips' lone fumble recovery of the season came against the Atlanta Falcons (1/2/22) in a 29-15 win.
- Started both playoff games for the Bills, recording a combined seven tackles, six of which were solo.

2020 - Buffalo Bills

- Played in 12 games with three starts during the 2020 season.
- Posted 18 tackles, four quarterback hits and one fumble recovery.
- Earned his first career start against the Las Vegas Raiders on (10/4/20).

2019 - Buffalo Bills

- Only played in three games in the 2019 season after being placed on IR following Week 3 of the season.
- In Week 2, Phillips recorded a half sack and quarterback hit.

2018 - Buffalo Bills

- Played a full 16-game season with the Bills in 2018, posting 35 tackles, four tackles for loss and two quarterback hits during his rookie season.
- Notched two tackles for loss during his first career game against the Ravens (9/9/18).
- Tallied a fumble recovery against the Houston Texans (10/14/18).

College - Stanford

- Earned FWAA All-America Second-Team and AP All-America Third-Team honors in 2017.
- As a senior captain, Phillips posted 14 games with a team-high 103 tackles, 17.0 tackles for loss and 7.5 sacks.
- Posted four games with 10 or more tackles during his senior season.
- As a junior in 2016, he was an All-Pac-12 Honorable Mention, playing in 12 games, recording 46 tackles, 9.5 tackles for loss and 6.5 sacks.
- Was hurt during his sophomore season and played in six games as a freshman.

PHILLIPS' REGULAR SEASON STATISTICS

Year	GP/GS	Solo	Asst.	Total TKL	Sacks	INTs	PD	TFL	QBH	FF/FR	ST TKL
2018 (Buf)	16/0	20	15	35	0.0	0	0	0	2	0/1	0
2019 (Buf)	3/0	1	2	3	0.5	0	2	0	1	0/0	0
2020 (Buf)	12/3	11	7	18	0.0	0	0	0	4	0/1	0
2021 (Buf)	14/8	28	23	51	1.0	0	1	4	6	0/1	0
2022 (Min)	3/3	3	7	10	0.5	0	0	0	1	0/0	0
Total	48/14	63	54	117	2.0	0	3	8	14	0/3	0

PHILLIPS' POSTSEASON STATISTICS											
Year	GP/GS	Solo	Asst.	Total TKL	Sacks	INTs	PD	TFL	QBH	FF/FR	ST TKL
2020 (Buf)	3/0	4	5	9	0.0	0	0	0	1	0/0	0
2021 (Buf)	22	6	1	7	0.0	0	0	0	0	0/0	0
Total	3/2	10	6	16	0.0	0	0	0	1	0/0	0

SINGLE-GAME CAREER HIGHS (* - playoffs)										
Tackles	8	vs. New England, 12/6/21				Interceptions	N/A			
Solo Tackles	5	2x, last vs. New England, 12/26/21				Forced Fumble	N/A			
Tackles For Loss	2	at Baltimore, 9/9/18				Fumble Recovery	1	3x, last at vs. Atlanta, 1/2/22		
Sacks	1.0	vs. Atlanta, 1/2/22				Pass Defensed	2	at New York Giants, 9/15/19		

PHILLIPS' GAME-BY-GAME											
2018	BUF	U	A	T	TFL	SK	QH	FF	FR	INT	PD
9/9	@ BAL	4	0	4	2	0.0	0	0	0	0	0
9/16	LAC	1	2	3	0	0.0	0	0	0	0	0
9/23	@ MIN	0	0	0	0	0.0	0	0	0	0	0
9/30	@ GB	0	2	2	0	0.0	0	0	0	0	0
10/7	TEN	1	0	1	0	0.0	1	0	0	0	0
10/13	@ HOU	1	0	1	1	0.0	0	0	0	0	0
10/21	@ IND	2	0	2	0	0.0	0	0	0	0	0
10/29	NE	3	1	4	0	0.0	0	0	0	0	0
11/4	CHI	1	1	2	1	0.0	0	0	0	0	0
11/11	@ NYJ	1	1	2	0	0.0	0	0	0	0	0
11/25	JAX	1	1	2	0	0.0	0	0	0	0	0
12/2	@ MIA	1	0	1	0	0.0	0	0	0	0	0
12/9	NYJ	0	1	1	0	0.0	0	0	0	0	0
12/16	DET	1	1	2	0	0.0	0	0	0	0	0
12/23	@ NE	2	4	6	0	0.0	0	0	0	0	0
12/30	MIA	1	1	2	0	0.0	1	0	0	0	0
GP/GS: 16/16		20	15	35	4	0.0	2	0	1	0	0

2019	BUF	U	A	T	TFL	SK	QH	FF	FR	INT	PD
9/8	@ NYJ	0	0	0	0	0.0	0	0	0	0	0
9/15	@ NYG	1	2	3	0	0.5	1	0	0	0	2
9/22	CIN	0	0	0	0	0.0	0	0	0	0	0
9/29	NE	INJURED RESERVE									
10/6	@ TEN	INJURED RESERVE									
10/20	MIA	INJURED RESERVE									
10/27	PHI	INJURED RESERVE									
11/3	WAS	INJURED RESERVE									
11/10	@ CLE	INJURED RESERVE									
11/17	@ MIA	INJURED RESERVE									
11/14	DEN	INJURED RESERVE									
11/28	@ DAL	INJURED RESERVE									
12/8	BAL	INJURED RESERVE									
12/15	@ PIT	INJURED RESERVE									
12/21	@ NE	INJURED RESERVE									
12/29	NYJ	INJURED RESERVE									
GP/GS 3/0		1	2	3	0	0.5	1	0	0	0	2

2020	BUF	U	A	T	TFL	SK	QH	FF	FR	INT	PD
9/13	NYJ	1	0	1	0	0.0	1	0	0	0	0
9/20	@ MIA	1	0	1	0	0.0	2	0	0	0	0
9/27	LAR	0	0	0	0	0.0	0	0	0	0	0
10/4	@ LV*	1	0	1	0	0.0	0	0	0	0	0
10/13	@ TEN*	0	1	1	0	0.0	0	0	0	0	0
10/19	KC	INACTIVE									
10/25	@ NYJ	INACTIVE									
11/1	NE*	2	1	3	0	0.0	0	0	0	0	0
11/8	SEA	INACTIVE									
11/15	@ ARI	INACTIVE									
11/29	LAC	0	0	0	0	0.0	0	0	0	0	0
12/7	@ SF	0	1	1	0	0.0	0	0	0	0	0
12/13	PIT	1	3	4	0	0.0	0	0	0	0	0
12/19	@ DEN	3	0	3	0	0.0	0	0	0	0	0
12/29	@ NE	1	0	1	0	0.0	0	0	0	0	0
1/3	MIA	1	1	2	0	0.0	1	0	1	0	0
GP/GS: 12/3		11	7	18	0	0.0	4	0	1	0	0

2020 PLAYOFFS		U	A	T	TFL	SK	QH	FF	FR	INT	PD
1/9/21	IND	2	1	3	0	0.0	0	0	0	0	0
1/16/21	BAL	1	3	4	0	0.0	1	0	0	0	0
1/24/21	@ KC	1	1	2	0	0.0	0	0	0	0	0
GP/GS: 3/0		4	5	9	0	0.0	1	0	0	0	0

2021	BUF	U	A	T	TFL	SK	QH	FF	FR	INT	PD
9/12	PIT	0	0	0	0	0.0	0	0	0	0	0
9/19	@ MIA						INACTIVE				
9/26	WAS						INACTIVE				
10/3	HOU	1	0	1	0	0.0	0	0	0	0	0
10/10	@ KC						INACTIVE				
10/18	@ TEN	2	0	2	0	0.0	1	0	0	0	0
10/31	MIA	0	2	2	0	0.0	0	0	0	0	0
11/7	@ JAX	2	3	5	0	0.0	0	0	0	0	0
11/14	@ NYJ*	3	0	3	0	0.0	0	0	0	0	0
11/21	IND*	2	5	7	0	0.0	0	0	0	0	0
11/25	@ NO*	1	1	2	0	0.0	0	0	0	0	0
12/6	NE	5	3	8	1	0.0	0	0	0	0	0
12/12	@ TB*	3	3	6	1	0.0	0	0	0	0	0
12/19	CAR*	2	1	3	0	0.0	0	0	0	0	1
12/26	@ NE*	5	1	6	0	0.0	0	0	0	0	0
1/2	ATL*	1	3	4	1	1.0	3	0	1	0	0
1/9	NYJ*	1	1	2	1	0.0	1	0	0	0	0
GP/GS: 14/8		28	23	51	4	1.0	6	0	1	0	1

2021 PLAYOFFS		U	A	T	TFL	SK	QH	FF	FR	INT	PD
1/15/22	NE*	3	0	3	0	0.0	0	0	0	0	0
1/23/22	@ KC*	3	1	4	0	0.0	0	0	0	0	0
GP/GS: 2/0		6	1	7	0	0.0	0	0	0	0	0

2022	MIN	U	A	T	TFL	SK	QH	FF	FR	INT	PD
9/11	GB	0	3	3	0	0.0	0	0	0	0	0
9/19	@ PHI	1	1	2	0	0.5	1	0	0	0	0
9/25	DET	2	2	4	0	0.0	0	0	0	0	0
10/2	@ NO*										
10/9	CHI										
10/16	@ MIA										
10/30	ARI										
11/6	@ WAS										
11/13	@ BUF										
11/20	DAL										
11/24	NE										
12/4	NYJ										
12/11	@ DET										
12/18	IND										
12/24	NYG										
1/1/23	@ GB										
1/8/23	@ CHI										
GP/GS: 3/3		3	7	10	0	0.5	1	0	0	0	0



BLAKE PROEHL

13

POSITION: Wide Receiver
HEIGHT/WEIGHT: 6-1/190
DOB: 1-12-99
HOMETOWN: Charlotte, North Carolina

COLLEGE: East Carolina
ACQUIRED: UDFA '21
NFL SEASON: 2
VIKINGS SEASON: 2

2022 GP/GS
0/0

Career GP/GS
0/0

Playoffs GP/GS
0/0

OFF THE FIELD

- Recently performed in his first show as a musician and has wrote two songs that have garnered over 250,000 streams.
- Majored in communication.
- Proehl is the son of former NFL WR Ricky Proehl, who had 669 catches for 8,878 yards and 54 TDs with six clubs, winning Super Bowl titles with St. Louis (1999) and Indianapolis (2006).
- Brother, Austin, played at North Carolina and is currently with the NY Giants. Austin broke into the NFL in 2018 with Buffalo.

TRANSACTIONS

- Signed with the team as an undrafted free agent in 2021.

CAREER NOTES

2021 - Minnesota Vikings

- Waived/Injured during training camp and placed on IR for the entire 2021 season.

College - East Carolina

- Capped career with a 24-game streak with a catch.
- Led ECU with 577 yards on 47 catches with 4 TDs as a junior in nine-game season with seven starts in 2020 and had career-best 182 yards on 13 catches vs. Tulane.
- Had 11 catches against Georgia State in 2020 along with blocking a punt and returning it for a TD in the game.
- Led team as a sophomore in 2019 with 54 catches and four TDs, ranking third on Pirate crew with 670 yards, posting 100+ yards vs. Old Dominion and Cincinnati.
- Bounced back from missing 2017 due to injury with 29 catches, 329 yards and 1 TD in 2018.
- Had 14 TDs on 80 catches with 1,424 yards during prep career at Providence, with 12 of the TDs as a senior on 52 catches with 1,016 yards.
- Started 22 of the 31 games he played at ECU, hauling in 130 catches for 1,576 yards and 9 TDs.
- Averaged 12.1 ypc over his career with 16 receptions going for 20+ yards.

Prep - Providence

- A three-year letterman for coach Brad Bowles at Providence who recorded 80 career receptions for 1,424 yards and 14 touchdowns.
- Contributed to Panthers' special teams squad with a combined 34 kickoff returns for 736 yards (21.6 ypr) and 29 punt returns for 196 yards.

PROEHL'S REGULAR SEASON STATISTICS

Year	GP/GS	Att.	Yds.	RECEIVING				No.	Yds.	RUSHING				ST TKL
				Avg.	Lg.	TD				Avg.	Lg.	TD		
2021 (Min)	IR	0	0	0.0	0	0		0	0	0.0	0	0		0
Total	IR	0	0	0.0	0	0		0	0	0.0	0	0		0



JALEN REAGOR

5

POSITION: Wide Receiver
HEIGHT/WEIGHT: 5-11/197
DOB: 1-2-99
HOMETOWN: Waxahachie, TX

COLLEGE: TCU
ACQUIRED: T (PHI) '22
NFL SEASON: 3
VIKINGS SEASON: 1

2022 GP/GS
3/0

Career GP/GS
1/0 (MIN), 28/24 (PHI)

Playoffs GP/GS
1/1 (PHI)

OFF THE FIELD

- Has supported Black Men Heal through the NFL's *My Cause My Cleats* initiative over the last two seasons. Black Men Heal provides access to therapy as well as education and community resources to men of color and works to remove the stigma around mental health care.
- Is the son of former NFL DT Montae Reagor.
- Likes to listen to music and shop.
- His favorite movie is *The Great Gatsby* and his favorite TV show is *Martin*.

TRANSACTIONS

- Drafted in the first round (21st overall) of 2020 NFL Draft by the Philadelphia Eagles out of TCU.
- Placed on IR by the Eagles on 9/30/20.
- Activated from IR on 10/31/20.

CAREER NOTES

- Has played in 28 games (24 starts) with Philadelphia tallying 64 catches for 695 yards and three touchdowns.

2022 - Minnesota Vikings

- Made his Vikings debut at punt returner and returned one punt for seven yards in Week 1 against the Packers
- in Week 2 against his former team, he recorded one carry for 17 yards and returned two punts.

2021 - Philadelphia Eagles

- Totaled a career-high 813 all-purpose yards, including team highs in both kickoff return yards (255) and punt return yards (227). Also produced career highs in receptions (33) and receiving TDs (2).
- Registered a career-high 57 receiving yards vs. Was. (12/21).
- Hauled in a 17-yard TD in the fourth quarter at LV (10/24).
- Logged a career-high 6 catches for 49 yards, including a 23-yard TD in the fourth quarter, during the 32-6 win at Atl. (9/12).

2020 - Philadelphia Eagles

- Caught 31 passes for a career-high 396 yards (12.8 avg.) and 1 TD. Also returned 4 punts for 94 yards (23.5 avg.) and 1 TD.
- Recorded a career-long, 73-yard punt return TD at GB (12/6). The score marked the longest punt return TD by an Eagles rookie since Damaris Johnson's 98-yard TD on 12/2/12 at Dallas.
- Scored his 1st TD in the 23-9 win vs. Dal. (11/1).

College - TCU

- A standout WR and PR at TCU who tallied 148 catches for 2,248 yards (15.2 avg.) and 22 TDs and returned 23 punts for 409 yards (17.8 avg.) and 2 TDs in 39 career games. Finished with the second-most receiving TDs, sixth-most receiving yards and seventh-most receptions in school history. Is the Horned Frogs' all-time leader in punt return average.
- Named a *Sports Illustrated* All-American as a sophomore in 2018, when he led the team and ranked second in TCU single-season history with 72 receptions for 1,061 yards and 9 TDs (5th-most in school history). Ranked first in the Big 12 in percentage of his team's receptions at 30.1% (72 of 239), which was the highest mark by a Horned Frog in 18 seasons.

REAGOR'S REGULAR SEASON STATISTICS

Year	GP/GS	RECEIVING						RUSHING					
		No.	Yds.	Avg.	Lg.	TD	Att.	Yds.	Avg.	Lg.	TD	ST	TKL
2020 (Phi)	11/11	31	396	12.8	55	1	4	26	6.5	19	0		0
2021 (Phi)	17/13	33	299	9.1	34	2	10	32	3.2	12	0		0
2022 (Min)	3/0	2	9	4.5	7	0	1	17	17.0	0	0		0
Total	31/24	66	704	10.7	55	3	15	75	5.0	19	0		0
Year	GP/GS	KICKOFF RETURNS						PUNT RETURNS					
		No.	Yds.	Avg.	Lg.	TD	No.	Yds.	Avg.	Lg.	TD		
2020 (Phi)	11/11	0	0	0.0	0	0	4	94	23.5	73	1		
2021 (Phi)	17/13	12	255	21.3	44	0	31	227	7.3	39	0		
2022 (Min)	1/0	0	0	0	0	0	5	32	4.0	7	0		
Total	28/24	12	255	21.3	44	0	40	353	8.8	73	1		

REAGOR'S POSTSEASON STATISTICS											
Year	GP/GS	No.	RECEIVING				RUSHING				
			Yds.	Avg.	Lg.	TD	Att.	Yds.	Avg.	Lg.	TD
2021 (Phi)	1/1	1	2	2.0	2	0	0	0	0.0	0	0
Total	1/1	1	2	2.0	2	0	0	0	0.0	0	0

REAGOR'S GAME-BY-GAME (*STARTS)											
2020	PHI	Att.	RECEIVING				No.	RUSHING			
			Yards	Avg.	Long	TD		Yards	Avg.	Long	TD
9/13	@ WAS*	1	55	55.0	55	0	0	0	0.0	0	0
9/20	LAR*	4	41	10.3	16	0	0	0	0.0	0	0
9/27	CIN					INACTIVE					
10/4	@ SF					RESERVE/INJURED					
10/11	@ PIT					RESERVE/INJURED					
10/18	BAL					RESERVE/INJURED					
10/22	NYG					RESERVE/INJURED					
11/1	DAL*	3	16	5.3	8	1	1	6	6.0	6	0
11/15	@ NYG*	4	47	11.8	16	0	0	0	0.0	0	0
11/22	@ CLE*	4	52	13.0	18	0	0	0	0.0	0	0
11/30	SEA*	3	11	3.7	8	0	0	0	0.0	0	0
12/6	@ GB*	1	34	34.0	34	0	1	11	11.0	11	0
12/13	NOR*	2	46	23.0	39	0	1	19	19.0	19	0
12/20	@ ARI*	5	49	9.8	23	0	1	1	-10.0	-10	0
12/27	@ DAL*	3	30	10.0	15	0	0	0	0.0	0	0
1/3/21	WAS*	1	15	15.0	15	0	0	0	0.0	0	0
GP/GS: 11/11		31	396	12.8	55	1	4	26	6.5	19	0

2021	PHI	Att.	RECEIVING				No.	RUSHING			
			Yards	Avg.	Long	TD		Yards	Avg.	Long	TD
9/12	@ ATL	6	49	8.2	23t	1	0	0	0.0	0	0
9/19	SF*	2	5	2.5	4	0	0	0	0.0	0	0
9/27	@ DAL*	5	53	10.6	24	0	0	0	0.0	0	0
10/3	KC*	1	9	9.0	9	0	1	12	12.0	12	0
10/10	@ CAR*	3	24	8.0	15	0	0	0	0.0	0	0
10/14	TB*	0	0	0	0	0	0	0	0.0	0	0
10/24	@ LVR*	2	25	12.5	17t	1	1	0	0.0	0	0
10/31	@ DET*	1	0	0.0	0	0	2	21	10.5	11	0
11/7	LAC*	1	-6	-6.0	-6	0	0	0	0.0	0	0
11/14	@ DEN	1	12	12.0	12	0	1	-8	-8.0	-8	0
11/21	NOR*	1	-1	-1.0	-1	0	0	0	0.0	0	0
11/28	@ NYG *	2	31	15.5	21	0	0	0	0.0	0	0
12/5	@ NYJ*	1	7	7.0	7	0	1	0	0.0	0	0
12/21	WAS*	3	57	19.0	34	0	0	0	0.0	0	0
12/26	NYG	2	15	7.5	13	0	0	0	0.0	0	0
1/2/22	@ WAS	0	0	0.0	0	0	1	-3	-3.0	-3	0
1/8/22	DAL*	2	19	9.5	12	0	3	10	3.3	7	0
GP/GS: 17/13		33	299	9.1	34	2	10	32	3.2	12	0

2022	MIN	No.	RECEIVING				Att.	RUSHING			
			Yards	Avg.	Long	TD		Yards	Avg.	Long	TD
9/11	GB	0	0	0.0	0	0	0	0	0.0	0	0
9/19	@ PHI	1	7	7.0	7	0	1	17	17.0	17	0
9/25	DET	1	2	2.0	2	0	0	0	0.0	0	0
10/2	@ NO										
10/9	CHI										
10/16	@ MIA										
10/30	ARI										
11/6	@ WAS										
11/13	@ BUF										
11/20	DAL										
11/24	NE										
12/4	NYJ										
12/11	@ DET										
TBD	IND										
12/24	NYG										
1/1/23	@ GB										
TBD	@ CHI										
GP/GS: 3/0		2	9	4.5	9	0	1	17	17.0	17	0



CHRIS REED

62

POSITION: Guard/Center
HEIGHT/WEIGHT: 6-3/314
DOB: 7-22-92
HOMETOWN: Omaha, Nebraska

COLLEGE: Minnesota State
ACQUIRED: FA '22
NFL SEASON: 7
VIKINGS SEASON: 1

2022 GP/GS
0/0

Career GP/GS
61/29 (25/8 - JAX, 17/14 - CAR, 14/6 - IND, 5/1 - MIA)

Playoffs GP/GS
0/0

OFF THE FIELD

- Played with Vikings WR Adam Thielen at Minnesota State.
- Named the Nebraska High School Field Athlete of the Year in 2009.
- Enjoys cooking, lifting, video games/watching shows and hanging out with his wife and daughter in his free time.
- Plays the drums and has been called the nickname "Creed" in the past.
- Married to his wife Anna, and they have a daughter, Brynneley.

TRANSACTIONS

- Signed by the Jacksonville Jaguars as an undrafted free agent on 5/3/15.
- Waived by the Jaguars on 9/5/15.
- Signed a reserve/futures contract with the Jaguars on 1/4/16.
- Placed on IR by the Jaguars on 12/23/16.
- Added to the Jaguars practice squad on 9/3/17.
- Cut by the Jaguars on 9/3/17.
- Activated from the practice squad on 10/7/17.
- Waived by the Miami Dolphins on 12/4/19.
- Acquired by the Carolina Panthers off waivers on 12/5/19.
- Signed a two-year deal with the Indianapolis Colts on 4/1/21.
- Signed with the Minnesota Vikings on 4/5/22.

CAREER NOTES

2022 - Minnesota Vikings

2021 - Indianapolis Colts

- Competed in 14 games (six starts) in 2021 and helped pave the way for seven of Jonathan Taylor's 100-yard rushing games.
- Taylor paced the NFL in rushing with 1,811 yards, 500+ more than any other running back in the NFL.

2020 - Carolina Panthers

- In 2020 with Carolina, he started all 14 games he appeared in at left guard, protecting QB Teddy Bridgewater, who set the single-season franchise record in completion percentage.
- In the absence of Christian McCaffrey, Reed was part of an offensive line that helped Mike Davis record 642 rushing yards on the season.
- With the help of Reed, Curtis Samuel went over 1,000 total scrimmage yards (200 rushing, 851 receiving).

2019 - Miami Dolphins/Carolina Panthers

- Played in eight games (one start at center) in 2019 with the Panthers and Dolphins.
- Saw action in three games on special teams for Carolina after being claimed off waivers from Miami.

2018 - Jacksonville Jaguars

- In 2018, he saw action in nine games (one start at right guard) with Jacksonville.

2017 - Jacksonville Jaguars

- Appeared in six games (three starts at left guard) in 2017.
- Helped Leonard Fournette eclipse the 1,000-yard rushing mark in his rookie season.
- Was on the Jaguars team that went to the AFC Championship.

2016 - Jacksonville Jaguars

- In 2016, he competed in 10 games (four starts at left guard).
- In Weeks 12 and 13, he started each game and helped Jacksonville eclipse 150 rushing yards.

2015 - Jacksonville Jaguars

- Spent the entire 2015 season on the Jacksonville practice squad.

College - Minnesota State

- Appeared in 47 games (46 starts) on the offensive line at Minnesota State-Mankato.
- Set the school record in indoor shot put, outdoor shot put, indoor weight throw and outdoor hammer throw.
- As a redshirt senior, he started all 15 games and helped the team rush for 3,625 yards on the season.
- Earned D2Football.com First-Team All-America honors and was named to the NSIC South Division All-Conference First-Team.
- In 2013, he started all 12 games and earned Second-Team NSIC South Division All-Conference honors.


Prep - Omaha Central High School

- Attended Omaha Central High School
- Earned all-state honors in football and lettered in track and field, winning two state titles.

REED'S CAREER GAMES	
Year	GP/GS
2016 (Jax)	10/4
2017 (Jax)	6/3
2018 (Jax)	9/1
2019 (Mia)	5/1
2019 (Car)	3/0
2019 (Total).....	8/1
2020 (Car)	14/14
2021 (Ind)	14/6
2022 (Min)	0/0
Totals	61/29



Chris Reed and Adam Thielen played together at Minnesota State-Mankato from 2010-12. Reed started at offensive line in 46 games for the Mavericks.



DUKE SHELLEY

20

POSITION: Cornerback
HEIGHT/WEIGHT: 5-9/176
DOB: 10/8/96
HOMETOWN: Tucker, Georgia

COLLEGE: Kansas State
ACQUIRED: PS '22
NFL SEASON: 4
VIKINGS SEASON: 1

2022 GP/GS
2/0

Career GP/GS
32/6

Playoffs GP/GS
0/0

OFF THE FIELD

- Full name is YaQuis Bertron Shelley. Goes by "Duke."
- Son of YaQuis and Cameika Shelley.
- Has four siblings: Jeremiah, Blessings, Justin and Jessica.
- Majored in communication studies.

TRANSACTIONS

- Sixth-round pick (205th overall) by the Chicago Bears in the 2015 NFL Draft.
- Placed on Reserve/Non-Football Injury on 12/17/21.
- Activated from Reserve/Non-Football Injury on 12/21/21.
- Waived by Chicago on 8/31/22.

CAREER NOTES

- Has played in 31 career games (nine starts) over three seasons and has recorded 50 tackles (37 solo) and four pass breakups to his name.

2022 - Minnesota Vikings

- Elevated via standard practice squad elevation in Week 2 at Philadelphia and Week 3 vs. Detroit

2021 - Chicago Bears

- Played in seven of the 11 games he was active in. Recorded 35 tackles (28 solo) and four PDs on the season.
- Recorded six tackles (five solo) in the Bears home-opener win vs. the Bengals.
- Logged six tackles in Week 3 at the Browns.
- Recorded five tackles and one PD in the Week 4 win over the Lions.
- Notched five solo tackles, two special teams tackles and one PD Week 9 at the Steelers.
- Logged four tackles (three solo) in the Week 16 win at Seattle.

2020 - Chicago Bears

- Played in 11 games in 2020 with two starts; inactive for Weeks 1-3, 6-8; made starts in Week 15 at the Vikings and Week 17 vs. the Packers.
- Made his first appearance of the season on special teams in Week 4 vs. the Colts.
- Recorded one special teams tackle in Week 9 at the Titans.
- Saw significant time on defense in Week 14 vs. the Texans, filling in for the injured Buster Skrine; recorded three total tackles and one PD.
- Made his first career start in Week 15 win at the Vikings, recording a career-high seven tackles.
- Saw action on defense in the Wild Card playoff game at the Saints, recording one tackle and one PD.

2019 - Chicago Bears

- Appeared in nine games as a reserve in his rookie season.
- Inactive for Weeks 5-12.

College - Kansas State

- A mainstay at cornerback for the Wildcats, starting 37 games over his four-year career, concluding his career tied for fourth in school history in career interception-return touchdowns (2).
- Started the first seven games of the 2018 season before an injury cut his season short.
- Named a Second Team All-Big 12 performer; had at least one pass defended in six of his seven games, including a season-high three against both South Dakota and Oklahoma State.

Prep - Tucker (Georgia)

- A three-year letterwinner at Tucker.

SHELLEY'S REGULAR SEASON STATISTICS

Year	GP/GS	Solo	Asst.	Total TKL	Sacks	INTs	PBU	TFL	QBH	FF/FR	ST TKL
2019 (Chi)	9/0	0	0	0	0.0	0	0	0	0	0	0
2020 (Chi)	11/2	1	7	8	0.0	0	1	0	0	0	0
2021 (Chi)	10/4	21	7	28	0.0	0	3	0	0	0	0
2022 (Min)	2/0	0	0	0	0.0	0	0	0	0	0	0
	32/6	22	14	36	0.0	0	4	0	0	0	0

SHELLEY'S POSTSEASON STATISTICS											
Year	GP/GS	Solo	Asst.	Total TKL	Sacks	INTs	PBU	TFL	QBH	FF/FR	ST TKL
2020 (Chi)	1/0	1	0	1	0.0	0	1	0	0	0/0	0
Totals	2/0	1	0	1	0.0	0	1	0	0	0/0	0

SHELLEY'S GAME-BY-GAME (*STARTS)											
2019	CHI	U	A	T	TFL	SK	QH	FF	FR	INT	PD
9/5/19	GB	0	0	0	0	0.0	0	0	0	0	0
9/15/19	@ DEN	0	0	0	0	0.0	0	0	0	0	0
9/23/19	@ WAS	0	0	0	0	0.0	0	0	0	0	0
9/29/19	MIN	0	0	0	0	0.0	0	0	0	0	0
10/6/19	OAK	INACTIVE									
		BYE WEEK									
10/20/19	NO	INACTIVE									
10/27/19	LAC	INACTIVE									
11/3/19	@ PHI	INACTIVE									
11/10/19	DET	INACTIVE									
11/17/19	@ LAR	INACTIVE									
11/24/19	NYG	INACTIVE									
11/28/19	@ DET	0	0	0	0	0.0	0	0	0	0	0
12/5/19	DAL	0	0	0	0	0.0	0	0	0	0	0
12/15/19	@ GB	0	0	0	0	0.0	0	0	0	0	0
12/22/19	KC	0	0	0	0	0.0	0	0	0	0	0
12/29/19	@MIN	0	0	0	0	0.0	0	0	0	0	0
GP/GS: 9/0		0	0	0	0	0.0	0	0	0	0	0

2020	CHI	U	A	T	TFL	SK	QH	FF	FR	INT	PD
9/13/20	@ DET	INACTIVE									
9/20/20	NYG	INACTIVE									
9/27/20	@ ATL	INACTIVE									
10/4/20	IND	0	0	0	0	0.0	0	0	0	0	0
10/8/20	TB	0	0	0	0	0.0	0	0	0	0	0
10/18/20	@ CAR	INACTIVE									
10/26/20	@LAR	0	0	0	0	0.0	0	0	0	0	0
11/1/20	NO	INACTIVE									
11/8/20	@ TEN	0	0	0	0	0.0	0	0	0	0	0
11/16/20	MIN	0	0	0	0	0.0	0	0	0	0	0
		BYE WEEK									
11/29/20	@GB	0	1	1	0	0.0	0	0	0	0	0
12/6/20	DET	0	0	0	0	0.0	0	0	0	0	0
12/13/20	HOU	2	1	3	0	0.0	0	0	0	0	1
12/20/20	@ MIN	4	3	7	0	0.0	0	0	0	0	1
12/27/20	@ JAX	1	2	3	0	0.0	0	0	0	0	1
1/3/21	GB	1	0	1	0	0.0	0	0	0	0	1
GP/GS: 11/2		8	7	15	0	0.0	0	0	0	0	1

2021	CHI	U	A	T	TFL	SK	QH	FF	FR	INT	PD
9/12/21	@LAR	INACTIVE									
9/19/21	CIN	5	1	6	0	0.0	0	0	0	0	0
9/26/21	@CLE	3	3	6	0	0.0	0	0	0	0	0
10/3/21	DET	5	0	5	0	0.0	0	0	0	0	1
10/10/21	@LV	2	1	3	0	0.0	0	0	0	0	0
10/17/21	GB	0	0	0	0	0.0	0	0	0	0	0
10/24/21	@TB	3	0	3	0	0.0	0	0	0	0	1
10/31/21	SF	1	0	1	0	0.0	0	0	0	0	0
11/8/21	@ PIT	5	0	5	0	0.0	0	0	0	0	1
		BYE WEEK									
11/21/21	BAL	2	0	2	0	0.0	0	0	0	0	0
11/25/21	@ DET	INACTIVE									
12/5/21	ARI	INACTIVE									
12/12/21	@ GB	INACTIVE									
12/20/21	MIN	INACTIVE									
12/26/21	@ SEA	3	1	4	0	0.0	0	0	0	0	0
1/2/22	NYG	INACTIVE									
1/9/22	@ MIN	INACTIVE									
GP/GS: 10/4		28	7	35	0	0.0	0	0	0	0	3

2022	MIN	U	A	T	TFL	SK	QH	FF	FR	INT	PD
9/11	GB						PRACTICE SQUAD				
9/19	@ PHI	0	0	0	0	0.0	0	0	0	0	0
9/25	DET	0	0	0	0	0.0	0	0	0	0	0
10/2	@ NO*										
10/9	CHI										
10/16	@ MIA										
10/30	ARI										
11/6	@ WAS										
11/13	@ BUF										
11/20	DAL										
11/24	NE										
12/4	NYJ										
12/11	@ DET										
12/18	IND										
12/24	NYG										
1/1/23	@ GB										
1/8/23	@ CHI										
GP/GS: 2/2		0	0	0	0	0.0	0	0	0	0	0



AUSTIN SCHLOTTMANN

65

POSITION: Guard/Center
HEIGHT/WEIGHT: 6-6/300
DOB: 9-28-95
HOMETOWN: Brenham, Texas

COLLEGE: TCU
ACQUIRED: FA '22
NFL SEASON: 4
VIKINGS SEASON: 1

2022 GP/GS
3/0

Career GP/GS
3/0 - MIN, 42/7 - DEN

Playoffs GP/GS
0/0

OFF THE FIELD

- Pronounced SHLOTE-man
- Was born on Sept. 18, 1995.

TRANSACTIONS

- Signed by the Denver Broncos as a undrafted free agent on 5/1/18.
- Waived by Denver on 9/1/18.
- Signed to the Broncos practice squad on 9/2/18.
- Signed to a full contract by the Broncos on 12/31/18.
- Waived by the Broncos on 8/31/21.
- Signed by the Broncos on 11/9/21.
- Signed with the Minnesota Vikings on 3/18/22.

CAREER NOTES

2022 - Minnesota Vikings

2021 - Denver Broncos

- Appeared in 10 games for the Broncos during the 2021 season, helping RB Melvin Gordon III (918) and rookie RB Javonte Williams (903) to 900-plus-yard seasons, becoming the first running back duo since Houston Texans RBs Arian Foster (1,224) and Ben Tate (942) in 2011 to accomplish this feat.

2020 - Denver Broncos

- Appeared in all 16 games with Denver, making two starts at right guard.
- Allowed just one sack and was called for zero penalties.

2019 - Denver Broncos

- Played in all 16 games (four starts) after making the team out of training camp.
- Saw action as a reserve offensive lineman in games 1-12.

2018 - Denver Broncos

- Entered the NFL as a college free agent on May 1 and spent his entire rookie season on Denver's practice squad.

College - TCU

- Appeared in 51 games (29 starts) at Texas Christian University.
- 2017 Honorable-Mention All-Big 12 as a senior. Made eight starts at center and six at right guard.
- Started 11 games as a junior and was chosen to the Big-12 Second Team despite missing two conference games.
- Played 13 games (4 starts) as a sophomore, earning starts at center and right guard.
- Saw action in all 13 games as a true freshman.

Prep - Brenham High School

- Was a three-star recruit and ranked No. 5 in Texas and No. 35 nationally for offensive tackles by Scout.com.
- Teammates with WR Courtland Sutton while in high school.
- Did not allow a sack his senior season.

SCHLOTTMANN'S CAREER GAMES

Year	GP/GS
2018 (Den)	PS
2019 (Den)	16/4
2020 (Den)	16/2
2021 (Den)	10/1
2022 (Min)	3/0
Totals	45/7



IRV SMITH JR.

84

POSITION: Tight End
HEIGHT/WEIGHT: 6-2/240
DOB: 8-9-98
HOMETOWN: New Orleans, Louisiana

COLLEGE: Alabama
ACQUIRED: D2 (#50) '19
NFL SEASON: 4
VIKINGS SEASON: 4

2022 GP/GS
3/0

Career GP/GS
32/14

Playoffs GP/GS
2/1

OFF THE FIELD

- Comes from football family that includes father, Irv, Sr., and his uncle, Ed, who played in the NFL.
- Father was first-round pick of the Saints in 1993 (20th overall) and went on to play seven seasons with New Orleans (5), San Francisco (1) and Cleveland (1), catching 183 passes with 15 TDs in 95 career games.
- Uncle, Ed, played in the NFL from 1997-99 with Washington, Atlanta, Philadelphia and Detroit.
- Ed caught a pass for Atlanta against the Vikings in the 1998 NFC title game.
- Born in Arizona and lived there until age 14 when family moved to New Orleans.
- Majored in kinesiology at Alabama. Hopes to open a gym following his football career.

TRANSACTIONS

- Drafted in the second round (50th overall) of the 2019 NFL Draft.

CAREER NOTES

- Notched 36 receptions in 2019, setting a new Vikings record for receptions by a rookie TE.
- Caught his first NFL touchdown vs. Denver on 11/17/19.
- His teams went 41-3 overall at Alabama, won 2017 National Championship, played in national title game all three seasons and won SEC Championships in 2016 and 2018.
- Set Vikings rookie TE record with 36 catches.
- Played on a 7-on-7 team with Vikings 2020 rookie Cameron Dantzler as a youth.
- Turned 21 and played in first pro game, the 2019 preseason opener in his hometown of New Orleans, on 8/9/19.
- The highest-drafted Viking from Alabama since LB Dwayne Rudd in first round (No. 20) in 1997.
- Selected with No. 50 overall pick, the second Viking selected at that spot, joining RB Ed Marinaro from Cornell in 1972.

2022 - Minnesota Vikings

- In Week 2 at Philadelphia, Smith caught a two-yard touchdown pass, marking the seventh TD of his career and his first TD since Week 16 of the 2020 season at New Orleans (12/25/20)

2021 - Minnesota Vikings

- Spent the entire season on Reserve/Injured list.

2020 - Minnesota Vikings

- Ranked third on team with 365 yards receiving and set career-best with five touchdown catches.
- Tied Vikings record for a TE with two-touchdown day at New Orleans (12/25) and vs. Detroit (11/8).
- Set career-high with six catches and tied career-high two touchdowns at New Orleans (12/25), ending day with six catches for 53 yards.
- Had team-high 63 yards, with a 25-yard long, and scored on a 14-yard pass from Kirk Cousins at Tampa Bay (12/13).
- Caught a pair of passes for 23 yards vs. Dallas (11/22).
- Inactive at Chicago (11/16), vs. Carolina (11/29) and vs. Jacksonville (12/6) with injury.
- Notched career-high two touchdown receptions vs. Detroit (11/8) in a 34-20 victory, catching nine- and 1-yard touchdowns from Kirk Cousins.
- Had four catches for 55 yards with a career-long of 36 vs. Atlanta (10/18), his second straight four-catch, 50+ yard game.
- Started at Seattle (10/11) and set career-high with 64 yards on four catches with a long of 25.
- Played in season opener vs. Green Bay (9/13) and caught one pass for 11 yards.
- Made his first start of season at Indianapolis (9/20).

2019 - Minnesota Vikings

- Notched 36 receptions in 2019, setting a new Vikings record for receptions by a rookie TE, while appearing in all 16 regular-season (7 starts) and two postseason games (1 start).
- Made his NFL debut vs. Atlanta in Week 1 (9/8).
- Earned his first career start and caught his first career pass for -1 yards at Green Bay (9/15).
- Started at Detroit (10/20), setting a new career high with five receptions and matching his career high of 60 receiving yards.
- Caught the first touchdown reception of his NFL career vs. Denver (11/17), a 10-yard pass from Kirk Cousins, jump-starting a 20-point comeback en route to a 27-23 victory.
- Caught his second touchdown of the season at the LA Chargers (12/15), a 1-yard reception to end the opening drive.
- Made his NFL postseason debut by starting in the Wild Card win at New Orleans (1/5/20).
- Caught three passes in the Divisional game at San Francisco (1/11/20).

College - Alabama

- Set Alabama record for touchdown catches in a season by a TE with seven and yards with 710 as a junior in 2018.
- Declared for NFL Draft following his junior year.
- Was the fourth of 10 Alabama players drafted in 2019.
- Named Second-Team All-SEC by league coaches and was a Second-Team All-America choice by the AFCA.
- Ranked fourth on team with 44 catches, 710 yards and seven TDs, averaging 16.1 yards per catch.
- Had 28 of his catches result in a first down or TD and had 11 catches of 20+ yards.
- Played in nine games a true freshman in 2016.

Prep - Brother Martin

- Earned Honorable Mention 5A All-State as a senior at Brother Martin High in New Orleans.
- Tabbed as a 4-star recruit by ESPN.com and as the No. 6 TE prospect in the nation.

SMITH JR.'S REGULAR SEASON STATISTICS												
Year	GP/GS	RECEIVING					RUSHING					
		No.	Yds.	Avg.	Lg.	TD	Att.	Yds.	Avg.	Lg.	TD	ST TKL
2019 (Min)	16/7	36	311	8.6	29	2	0	0	0.0	0	0	1
2020 (Min)	13/7	30	365	12.2	36	5	0	0	0.0	0	0	1
2021 (Min)	IR	0	0	0.0	0	0	0	0	0.0	0	0	0
2022 (Min)	3/0	7	68	9.7	17	1	0	0	0.0	0	0	0
GP/GS: 32/14		73	744	10.2	36	8	0	0	0.0	0	0	0

SMITH JR.'S POSTSEASON STATISTICS												
Year	GP/GS	RECEIVING					RUSHING					
		No.	Yds.	Avg.	Lg.	TD	Att.	Yds.	Avg.	Lg.	TD	ST TKL
2019 (Min)	2/1	3	39	13.0	21	0	0	0	0.0	0	0	0
GP/GS: 2/1		3	39	13.0	21	0	0	0	0.0	0	0	0

SINGLE-GAME CAREER HIGHS (* - playoffs)

Rushing Attempts	N/A	Receptions	6	at New Orleans, 12/25/20
Rushing Yards	N/A	Long Reception	36	vs. Atlanta, 10/18/20
Long Rush	N/A	Receiving TD	2	2x, last at New Orleans, 12/25/20
Rushing TD	N/A	Receiving Yards	64	at Seattle, 10/11/20

SMITH'S TOUCHDOWNS	
GAME	PLAY
vs. Denver, 11/17/19	10yd pass from Cousins
at LA Chargers, 12/15/19	1yd pass from Cousins
vs. Detroit, 11/8/20	9yd pass, 1 pass from Cousins
at Tampa Bay, 12/13/20	14yd pass from Cousins
at New Orleans, 12/25/20	2yd pass, 4yd pass from Cousins
at Philadelphia, 9/19/22	2yd pass, from Cousins
Total	8 (8 receiving)

SMITH'S 2-PT CONVERSIONS	
GAME	PLAY
vs. Atlanta, 10/18/20	pass from Cousins
Total	1 (1 receiving)

SMITH, JR.'S GAME-BY-GAME												
2019	MIN	RECEIVING					RUSHING					
		Att.	Yards	Avg.	Long	TD	No.	Yards	Avg.	Long	TD	
9/8	ATL	0	0	0.0	0	0	0	0	0.0	0	0	
9/15	@ GB*	1	-1	-1.0	-1	0	0	0	0.0	0	0	
9/22	OAK	3	60	20.0	26	0	0	0	0.0	0	0	
9/29	@ CHI	1	5	5.0	5	0	0	0	0.0	0	0	
10/6	@ NYG*	0	0	0.0	0	0	0	0	0.0	0	0	
10/13	PHI*	2	29	14.5	29	0	0	0	0.0	0	0	
10/20	@ DET*	5	60	12.0	28	0	0	0	0.0	0	0	
10/24	WAS*	3	21	7.0	11	0	0	0	0.0	0	0	
11/3	@ KC	4	33	8.3	21	0	0	0	0.0	0	0	
11/10	@ DAL*	5	34	6.8	9	0	0	0	0.0	0	0	
11/17	DEN	3	20	6.7	10t	1	0	0	0.0	0	0	
12/2	@ SEA	1	6	6.0	6	0	0	0	0.0	0	0	
12/8	DET*	3	21	7.0	13	0	0	0	0.0	0	0	
12/15	@ LAC	2	8	4.0	7	1	0	0	0.0	0	0	
12/23	GB	2	4	2.0	5	0	0	0	0.0	0	0	
12/29	CHI	1	11	11.0	11	0	0	0	0.0	0	0	
GP/GS: 16/7		36	311	8.6	29	2	0	0	0.0	0	0	

2019 PLAYOFFS		RECEIVING					RUSHING					
Year	GP/GS	Att.	Yds.	Avg.	Lg.	TD	No.	Yds.	Avg.	Lg.	TD	
1/5/20	@ NO*	0	0	0.0	0	0	0	0	0.0	0	0	
1/11/20	@ SF	3	39	13.0	21	0	0	0	0.0	0	0	
GP/GS: 2/1		3	39	13.0	21	0	0	0	0.0	0	0	

2020	MIN	RECEIVING					RUSHING				
		Att.	Yards	Avg.	Long	TD	No.	Yards	Avg.	Long	TD
9/13	GB	1	11	11.0	11	0	0	0	0.0	0	0
9/20	@ IND*	1	3	3.0	3	0	0	0	0.0	0	0
9/27	TEN	0	0	0.0	0	0	0	0	0.0	0	0
10/4	@ HOU	0	0	0.0	0	0	0	0	0.0	0	0
10/11	@ SEA*	4	64	16.0	25	0	0	0	0.0	0	0
10/18	ATL*	4	55	13.8	36	0	0	0	0.0	0	0
11/1	@ GB	1	16	16.0	16	0	0	0	0.0	0	0
11/8	DET	2	10	5.0	9t	2	0	0	0.0	0	0
11/16	@ CHI					INACTIVE					
11/22	DAL*	2	23	11.5	12	0	0	0	0.0	0	0
11/29	CAR					INACTIVE					
12/6	JAX					INACTIVE					
12/13	@ TB	4	63	15.8	25	1	0	0	0.0	0	0
12/20	CHI*	3	37	12.3	21	0	0	0	0.0	0	0
12/25	@ NO*	6	53	8.8	14	2	0	0	0.0	0	0
1/3/21	@ DET*	2	30	15.0	25	0	0	0	0.0	0	0
GP/GS: 13/7		30	365	12.2	36	5	0	0	0.0	0	0

2022	MIN	RECEIVING					RUSHING				
		No.	Yards	Avg.	Long	TD	Att.	Yards	Avg.	Long	TD
9/11	GB	0	0	0	0	0	0	0	0.0	0	0
9/19	@ PHI	5	36	7.2	15	1	0	0	0.0	0	0
9/25	DET	2	32	16.0	17	0	0	0	0.0	0	0
10/2	@ NO										
10/9	CHI										
10/16	@ MIA										
10/30	ARI										
11/6	@ WAS										
11/13	@ BUF										
11/20	DAL										
11/24	NE										
12/4	NYJ										
12/11	@ DET										
TBD	IND										
12/24	NYG										
1/1/23	@ GB										
TBD	@ CHI										
GP/GS: 3/0		7	68	9.7	17	0	0	0	0.0	0	0



Since being selected in the second round of the 2019 draft (50th overall), Smith has recorded 71 receptions for 712 yards and eight touchdowns.



HARRISON SMITH

22

POSITION: Safety
HEIGHT/WEIGHT: 6-2/211
DOB: 2-2-89
HOMETOWN: Knoxville, Tennessee

COLLEGE: Notre Dame
ACQUIRED: D1b (#29) '12
NFL SEASON: 11
VIKINGS SEASON: 11

2022 GP/GS
 2/2

Career GP/GS
 147/146

Playoffs GP/GS
 6/6

OFF THE FIELD

- Married wife, Madison, in spring 2021. The couple welcome their first child, Eleanor, in May 2022.
- Hosts annual Kickin' It With Harrison dodgeball event at the team's headquarters that welcomes Big Brothers Big Sisters of the Twin Cities, an organization he supports year-round.
- Regularly visits the Hennepin County Juvenile Detention Center with teammates.
- Earned his pilot's license at a local Minnesota airport, attending classes and lessons during the offseason.
- Flew a 1944 B-25 Mitchell Bomber during a visit to the Fagan Fighters World War II Museum in Granite Falls, Minnesota in 2019.
- Graduated with a management-entrepreneurship degree in 2011 and played senior season as a graduate student.
- His grandfather served in the U.S. Navy.
- His cousin, Elaine Hendrix, is an actress and has appeared in such films and shows as *Friends*, *NCIS*, and *The Parent Trap*.

TRANSACTIONS

- Drafted in the first round (29th overall) of the 2012 NFL Draft by the Vikings.
- Signed to a four-year contract with Minnesota on 5/31/12.
- Placed on IR by Minnesota on 10/18/13.
- Activated from IR on 12/14/13.
- Re-signed to a five-year extension with Minnesota on 6/6/16.

CAREER NOTES

- Selected 29th overall in 2012 by the Vikings.
- Became just the third Notre Dame player and third defensive back chosen by the Vikings in the first round in team history.
- Signed contract extension in 2016 and in 2021 offseason.
- Has more sacks (16.5) than any other defensive back in franchise history.
- Has four career interception return TDs, a Vikings franchise record.
- Tied Vikings rookie record with two interception return TDs on the season and was one shy of the team record for a season.
- Became first Vikings rookie safety to start all 16 games.

Honors

- Named First-Team All-Pro in 2017 by the AP, PFWA and *Sporting News*.
- Named Second-Team All-Pro in 2018 by the AP.
- Earned Pro Bowl honors in 2015, 2016, 2017, 2018, 2019 and 2021.
- Named to the All-NFL and All-NFC team by PFWA in 2017.
- The 2017 and 2020 Vikings Defensive Player of the Year as recognized as part of the annual Minnesota Football Honors.
- Named All-Rookie in 2012 by *Pro Football Weekly*/PFWA.
- Voted the Vikings Rookie of the Year in 2012.
- NFC Defensive Player of the Week at Green Bay (12/23/17).

2022 - Minnesota Vikings

- intercepted QB Aaron Rodgers in Week 1, marking Smith's second career interception off Rodgers. The other came in 2012 as a rookie on Dec. 2, 2012. Smith has now recorded 29 career interceptions. He finished the game with seven total tackles (five solo) and one pass defensed.
- Tied his career-high in tackles (13) in Week 2 at Philadelphia

2021 - Minnesota Vikings

- Started season opener at Cincinnati (9/12) and had a sack.
- Posted nine tackles at Arizona (9/19) and eight tackles against Seattle (9/26), which ranked as the second-most on the team in both games.
- Recorded his second consecutive eight-tackle game against the Browns (10/3).
- Led the team in tackles with nine against the Lions (10/10), Panthers (10/17) and Cowboys (10/31).
- Missed the last two games on the Reserve/COVID-19 list.
- Sacked Aaron Rodgers and extended his franchise record for sacks among DBs to 15.5. (11/21)
- Notched his 29th career interception against the 49ers (11/28), tying Carl Lee for sixth all-time in Vikings history.
- Tied his single-season career high in sacks (3.0) with a takedown of Ben Roethlisberger against the Steelers (12/9), pushing his franchise record of sacks by a DB to 16.5.
- Eclipsed the 100 tackle mark against the Rams (12/26) for just the fourth time in his career, his first since 2016.

2020 - Minnesota Vikings

- Started all 16 games for the 5th time in his career.
- Capped season by leading team with 9 tackles and grabbing 5th INT of the season at Detroit (1/3/21), the 28th of his career.
- Had 3rd INT of 2020 on *Monday Night Football* at Chicago (11/16).
- Snared 1st INT of the season vs. Tennessee (9/27) and grabbed 2nd INT of season vs. Detroit (11/8).
- Started season-opener vs. Green Bay (9/13), his 9th straight Vikings opening-day start.

2019 - Minnesota Vikings

- Started all 15 games in which he appeared, finishing with 84 tackles and set career-highs with three forced fumbles and two fumble recoveries.
- Led the Vikings in Week 1 with nine tackles against Atlanta (9/8), moving into fifth place all-time among Vikings defensive backs with 703 career tackles in what was his 100th career game.
- In his 100th career start, became the first Viking since Antoine Winfield (10/6/08 at New Orleans) to record a pass breakup, forced fumble, fumble recovery and tackle for loss in a game, doing so at Green Bay (9/15) all in the first half.
- Had seven solo tackles at Detroit, topping 500 career solo tackles.
- Led the defense with eight tackles (6 solo) at Kansas City (11/3), while recording his 13th-career sack and one forced fumble.
- Made four total tackles (2 solo) and one quarterback hit vs. Denver (11/17) before exiting with a hamstring injury.
- Grabbed the 22nd interception of his career vs. Detroit (12/8), moving into a tie for seventh on the franchise interception list.
- Recorded six tackles, one tackle for loss, one fumble recovery, one interception and one pass defended at LA Chargers (12/15), en route to surpassing Antoine Winfield for third-most tackles by a defensive back in franchise history.
- Set career high with his third forced fumble of season vs. Green Bay (12/23).
- Led Minnesota with a postseason career-high 11 tackles (8 solo) in its Wild Card win at New Orleans (1/5/20).
- Had eight tackles in the Divisional game at San Francisco (1/11/20).

2018 - Minnesota Vikings

- Started all 16 games for the second consecutive season and the fourth time in his career, earning Second-Team *Associated Press* All-Pro honors and his fourth consecutive trip to the Pro Bowl.
- Set career highs in solo tackles (75) and tackles for loss (11) and tied career highs in sacks (3.0) and quarterback hurries (10).
- Became the first player since Landon Collins and Ryan Shazier in 2016 to record three interceptions and 3.0 sacks in a single season.
- Became the only player in franchise history with four career interception returns of 50+ yards by intercepting Sam Darnold in Week 7.
- Awarded NFC Defensive Player of the Week vs. San Francisco (9/9), where he became the Vikings career sacks leader by a DB (10.0) when he caught Jimmy Garoppolo in the fourth quarter. Also had eight tackles (7 solo) and a game-sealing interception.
- Recorded his third sack of the season vs. Arizona (10/14), tying his career-high season total set in 2014.
- Totaled five tackles (3 solo) one quarterback hurry, two passes defended and one interception at NY Jets (10/21). Returned his third quarter interception of Sam Darnold 52 yards, the fourth interception return of 50+ yards in his career, a franchise record.
- Grabbed his third interception of the year vs. New Orleans (10/28), forcing Drew Brees' first interception of the 2018 season and becoming the 10th Viking with 20+ interceptions.
- Notched seven tackles (6 solo), one pass breakup and two tackles for loss at Detroit (12/23), the only NFL defensive back with three games of at least two tackles for loss in 2018.
- Recorded his 11th tackle for loss of the season vs. Chicago (12/30), setting a new single-season high.

2017 - Minnesota Vikings

- Started all 16 games for the third time in his career and totaled 93 tackles with a team-high five interceptions, earning AP All-Pro honors, a trip to the Pro Bowl and All-NFL and All-NFC honors by PFWA.
- Became the second defensive back in 2017 to record a sack and an interception in the same game, totaling five tackles (4 solo) 1.5 sacks, two tackles for loss, four quarterback hurries, one interception and two passes defense vs. Green Bay (10/15).
- Recorded 10 tackles (7 solo), two quarterback hurries, a tackle for loss and a pass breakup vs. Cleveland (10/29) at Twickenham Stadium in London, England, as a part of the NFL's International Series.
- Posted four tackles (2 solo) and a tackle for loss vs. Cincinnati (12/17) to help the Vikings clinch the NFC North title.
- Had a standout performance at Green Bay (12/23) as the Vikings forced their first shutout of the Packers since 1971, totaling seven tackles (6 solo) and two interceptions.
- Made six tackles (4 solo), 1.0 sack, one tackle for loss and one quarterback hurry vs. New Orleans (1/14/18) in the Vikings Divisional Round victory.
- Had six solo tackles at Philadelphia (1/21/18) in NFC title game.

2016 - Minnesota Vikings

- Played through an ankle injury and totaled 104 tackles and 2.0 sacks in 14 games, all starts, to earn his second career Pro Bowl.
- Had nine tackles (6 solo), one tackle for loss and one pass defended at Tennessee (9/11), the first game in his home state since high school.
- Posted his second double-digit tackle performance of the season, tallying 10 total tackles (9 solo) and his second sack of the year vs. Arizona (11/20).
- Returned from injury at Green Bay (12/24) and registered four solo tackles to surpass 500 tackles in his career.

2015 - Minnesota Vikings

- Named to Pro Bowl for first time in his career.
- Vikings defense set the tone for NFC North Champions, ranking No. 5 in the NFL in scoring defense and jumping to No. 12 in the NFL in passing defense, No. 13 in total defense.
- Started all 13 regular-season games he played (missing 3 due to injury) and Wild Card Playoff game.
- Notched season-high 11 tackles vs. San Diego (9/27) and season-high eight solos vs. San Diego (9/27) and at Oakland (11/15).
- Sacked Matthew Stafford at Detroit (10/25) and shared sack of Aaron Rodgers at Green Bay (1/3/16) with DT Tom Johnson.
- Set Vikings record by returning his fourth career interception touchdown vs. NY Giants (12/27/15), breaking old mark of three shared by eight players.

2014 - Minnesota Vikings

- Led the team with a career-high five interceptions, which ranked tied for third in the NFL and tied for second in the NFC.
- His 150 INT return yards was second-best in the NFL.
- Led the team in tackles for the first time in his career.
- Only player in the NFL to have at least three interceptions and 3.0 sacks.
- Helped Vikings pass defense improve from 31st in 2013 to seventh in 2014.
- Career-long INT return for a TD Week 1 at St. Louis (9/7) when taking back an Austin Davis pass 81 yards for a TD, ninth-longest interception return in team history.

2013 - Minnesota Vikings

- Averaged more than eight tackles per game.
- Intercepted multiple passes (2) for the second time in his career, finishing second on the team.
- Snagged first interception of season at Chicago (10/15).
- Suffered injured toe vs. Carolina (10/13) and was placed on Injured Reserve for Recall.
- Missed eight games from injury yet ranked fifth on team in tackles.

2012 - Minnesota Vikings

- Record-setting season earned All-Rookie Team honors.
- Started all 16 games and Wild Card playoff game.
- Tied Vikings rookie record with two interception return touchdowns and was one shy of overall club record for a season.
- Ranked tied for third in NFL with pair of interception return scores and ranked second among NFL rookies.
- Led all NFL safeties with two interception return touchdowns.
- Ranked second on team with 129 tackles and led team with 87 yards on interception returns and tied team-high with three interceptions.
- Set Vikings record with 16 starts by a rookie safety, passing previous high of 14 by Chuck Lamson in 1962.
- Ranks third in INT return yards by a Vikings rookie.
- Had 10+ tackles in five games on the season and season-high 12 stops at Green Bay (12/2) and at St. Louis (12/16).
- Notched lone sack at Houston (12/23), catching Matt Schaub.

College - Notre Dame

- Started in 47 of his 51 collegiate contests.
- Is the only player in Irish history to register more than 200+ tackles (309), 15+ tackles for loss (18.5) in a career.
- Was the lone captain of the 2011 Fighting Irish, an honor only bestowed on four players at Notre Dame in the past 40 years
- Made 15 starts at LB before making switch to DB in 2009.
- Started final 38 games.
- Ranks second in ND history with 28 career pass breakups.
- Set school record with three interceptions in a game vs. Miami in Sun Bowl.

Prep - Knoxville Catholic

- Named the Gatorade Player of the Year in Tennessee in 2006 at Knoxville Catholic HS.
- Honored as 2006 American General Tennessee Mr. Football Back of the Year after rushing for 1,340 yards and 19 TDs.
- Named 2006 Tennessee Class 3A All-State DB.

SMITH'S REGULAR SEASON STATISTICS											
Year	GP/GS	Solo	Asst.	Total TKL	Sacks	INTs	PD	TFL	QBH	FF/FR	ST TKL
2012 (Min)	16/16	70	28	98	1.0	3 (87)	10	1	2	1/1	9
2013 (Min)	8/7	46	10	56	0.0	2 (4)	3	2	0	0/1	5
2014 (Min)	16/16	71	20	91	3.0	5 (150)	9	7	5	1/0	1
2015 (Min)	13/13	49	17	66	1.5	2 (35)	3	3	6	1/0	0
2016 (Min)	14/14	69	22	91	2.0	0	2	4	3	0/2	0
2017 (Min)	16/16	61	17	78	1.5	5 (42)	12	7	3	0/0	0
2018 (Min)	16/16	67	17	84	3.0	3 (56)	6	9	5	1/2	0
2019 (Min)	15/15	65	20	85	1.0	3 (13)	11	4	2	3/2	0
2020 (Min)	16/16	54	35	89	0.5	5 (33)	10	2	5	0/0	0
2021 (Min)	15/15	83	31	114	3.0	1 (10)	7	3	5	1/0	0
2022 (Min)	1/1	18	2	20	0.0	1 (0)	1	0	0	0	0
Totals	147/146	653	219	872	16.5	30 (440)	74	42	36	8/8	15

SMITH'S POSTSEASON STATISTICS											
Year	GP/GS	Solo	Asst.	Total TKL	Sacks	INTs	PD	TFL	QBH	FF/FR	ST TKL
2012 (Min)	1/1	7	1	8	0.0	0	0	2	0	0	0
2015 (Min)	1/1	3	1	4	0.0	0	1	1	0	0/0	0
2017 (Min)	2/2	10	2	12	1	0	1	1	1	0	0
2019 (Min)	2/2	12	7	19	0.0	0	0	0	0	0/0	0
Playoffs	6/6	32	11	43	1.0	0	2	4	1	0/0	0

SINGLE-GAME CAREER HIGHS (* - playoffs)

Tackles	13	vs. New England, 9/14/14	Forced Fumble	1	8x, last vs. Dallas, 10/31/21
Solo Tackles	10	3x, last vs. Wash., 11/17/17	Fumble Recovery	1	8x, last at LAC, 12/15/19
Interceptions	2	at Green Bay, 12/23/17	QB Hurries	4	3x, last at New England, 12/2/18
Long INT Return	81t	at St. Louis, 9/7/14	Passes Defensed	3	2x, last at New Orleans, 9/21/14
INT Return TDs	1	4x, last vs. NY Giants, 12/27/15	Tackles for Loss	2.0	5x, last at Detroit, 12/23/18
Sacks	1.5	vs. Green Bay, 10/15/17			

SMITH'S INTERCEPTIONS

GAME	QB	INT (Yds)
vs. Arizona, 10/21/12	John Skelton	1 (31t)
@ Green Bay, 12/2/12	Aaron Rodgers	1 (0)
vs. Chicago, 12/9/12	Jay Cutler	1 (56t)
@ Chicago, 9/15/13	Jay Cutler	1 (0)
vs. Cleveland, 9/22/13	Brian Hoyer	1 (4)
@ St. Louis, 9/7/14	Austin Davis	1 (81t)
vs. Atlanta, 9/28/14	Matt Ryan	1 (1)
@ Green Bay, 10/2/14	Matt Flynn	1 (5)
@ Chicago, 11/16/14	Jay Cutler	1 (52)
@ Miami, 12/21/14	Ryan Tannehill	1 (11)
@ Denver, 10/4/15	Peyton Manning	1 (0)
vs. NY Giants, 12/27/15	Eli Manning	1 (35t)
vs. Tampa Bay, 9/24/17	Jameis Winston	1 (12)
@ Chicago, 10/9/17	Mitchell Trubisky	1 (-6)
vs. Green Bay, 10/15/17	Brett Hundley	1 (19)
@ Green Bay, 12/23/17	Brett Hundley	2 (17)
vs. San Francisco, 9/9/18	Jimmy Garoppolo	1 (4)
@ New York Jets, 10/21/18	Sam Darnold	1 (52)
vs. New Orleans, 10/28/18	Drew Brees	1 (0)
vs. Oakland, 9/22/19	Derek Carr	1 (13)
vs. Detroit, 12/8/19	David Blough	1 (0)
@ LA Chargers, 12/15/19	Philip Rivers	1 (0)
vs. Tennessee, 9/27/20	Ryan Tannehill	1 (16)
vs. Detroit, 11/8/20	Matthew Stafford	1 (0)
@ Chicago, 11/16/20	Nick Foles	1 (8)
vs. Jacksonville, 12/6/20	Mike Glennon	1 (0)
@ Detroit, 1/3/21	Matthew Stafford	1 (9)
@ San Francisco, 11/28/21	Jimmy Garoppolo	1 (10)
vs. Green Bay, 9/11/22	Aaron Rodgers	1 (0)
Total		30 (440)

SMITH'S TOUCHDOWNS

GAME	PLAY
vs. Arizona, 10/21/12	31 INT return
vs. Chicago, 12/9/12	56 INT return
@ St. Louis, 9/7/14	81 INT return
vs. NY Giants, 12/27/15	35 INT return
Total	4 (4 INTs)

SMITH'S SACKS

GAME	QB	SACK
@ Houston, 12/23/12	T.J. Yates	1.0
@ St. Louis, 9/7/14	Austin Davis	1.0
vs. Carolina, 11/30/14	Cam Newton	1.0
vs. New York Jets, 12/7/14	Geno Smith	1.0
@ Detroit, 10/25/15	Matthew Stafford	1.0
@ Green Bay, 1/3/16	Aaron Rodgers	0.5
@ Carolina, 9/25/16	Cam Newton	1.0
vs. Arizona, 11/20/16	Cam Palmer	1.0
vs. Green Bay, 10/15/17	Brett Hundley	1.5
vs. San Francisco, 9/9/18	Jimmy Garoppolo	1.0
vs. Buffalo, 9/23/18	Josh Allen	1.0
vs. Arizona, 10/14/18	Josh Rosen	1.0
@ Kansas City, 11/3/19	Matt Moore	1.0
vs. Jacksonville, 12/6/20	Mike Glennon	0.5
@ Cincinnati, 9/12/21	Joe Burrow	1.0
vs. Green Bay, 11/21/21	Aaron Rodgers	1.0
vs. Pittsburgh, 12/9/21	Ben Roethlisberger	1.0
Total		16.5

HARRASSIN' SMITH

Safety Harrison Smith set a Vikings record with his 4th career INT return TD, snapping the mark of 3 that was shared by 8 players. Smith's nose for the end zone has made him one of the top big-play defenders in the NFL since he entered the league in 2012.

VIKINGS CAREER INTERCEPTIONS RETURNED FOR TDs

PLAYER	TDs/INTs
Harrison Smith	4/28
Darren Sharper	3/18
Jimmy Hitchcock	3/9
Dewayne Washington	3/10
Audray McMillian	3/19
Joey Browner	3/37
Bobby Bryant	3/51
Ed Sharockman	3/40
Rip Hawkins	3/12

VIKINGS SEASON INTERCEPTIONS RETURNED FOR TDs

PLAYER, YEAR	TDs
Jimmy Hitchcock, 1998	3
Darren Sharper, 2005	2
Carl Lee, 1988	2
Dewayne Washington, 1994	2
Anthony Parker, 1994	2
Audray McMillian, 1992	2
Harrison Smith, 2012	2

VIKINGS CAREER INT RETURNS OF 50+ YARDS

PLAYER, YEARS	50+ RETURNS
Harrison Smith, 2012-20	4 (56t, 81t, 52, 52)
Charlie West, 1968-73	3 (89, 54, 50)

VIKINGS SINGLE-SEASON SACKS BY DEFENSIVE BACKS

PLAYER, YEAR	SACKS
Robert Griffith, 1999	4.0
Mackensie Alexander, 2018	4.0
Harrison Smith, 2014, 2018, 2021	3.0
Brian Williams, 2003	3.0
Joey Browner, 1990	3.0
Tommy Hannon, 1979	3.0

VIKINGS CAREER SACKS BY DEFENSIVE BACKS

PLAYER	SACKS
Harrison Smith	16.5
Joey Browner	9.5
Robert Griffith	7.5
Karl Kassulke	7.5

VIKINGS CAREER TACKLES BY DEFENSIVE BACKS

PLAYER	TACKLES
Tommy Hannon	1,056
Joey Browner	987
Harrison Smith	981
Antoine Winfield	769
Robert Griffith	714
Carl Lee	702
Paul Krause	666
John Turner	553

SMITH'S GAME-BY-GAME (*STARTS)

2012	MIN	U	A	T	TFL	SK	QH	FF	FR	INT	PD
9/9	JAX*	3	4	7	0	0.0	0	0	0	0	1
9/16	@ IND*	7	2	9	0	0.0	0	0	0	0	1
9/23	SF*	3	6	9	0	0.0	0	0	0	0	1
9/27	@ DET*	3	2	5	0	0.0	0	0	0	0	3
10/7	TEN*	2	0	2	0	0.0	0	0	1	0	0
10/14	@ WAS*	1	3	4	0	0.0	0	0	0	0	1
10/21	ARI*	5	4	9	0	0.0	0	0	0	1	1
10/28	TB*	10	1	11	0	0.0	0	0	0	0	0
11/4	@ SEA*	6	4	10	0	0.0	0	0	0	0	0
11/18	DET*	4	3	7	0	0.0	0	0	0	0	0
11/25	@ CHI*	5	2	7	1	0.0	0	0	0	0	0
12/2	@ GB*	8	4	12	0	0.0	0	0	0	1	1
12/10	CHI*	4	3	7	0	0.0	1	0	0	1	1
12/16	@ STL*	8	4	12	0	0.0	0	0	0	0	0
12/23	@ HOU*	5	5	10	1	1.0	4	1	0	0	1
12/30	GB*	5	3	8	0	0.0	0	0	0	0	2
GP/GS: 16/16		79	50	129	2	1.0	5	1	1	3	13

2012 Playoffs	U	A	T	TFL	SK	QH	FF	FR	INT	PD
1/5/13 @ GB*	7	1	8	2	0.0	0	0	0	0	0
GP/GS: 1/1	7	1	8	2	0.0	0	0	0	0	0

2013	MIN	U	A	T	TFL	SK	QH	FF	FR	INT	PD
9/9	@ DET*	7	3	10	0	0.0	0	0	1	0	1
9/15	@ CHI*	8	3	11	0	0.0	0	0	0	1	1
9/22	CLE*	6	0	6	1	0.0	0	0	0	1	1
9/29	PIT*	6	2	8	0	0.0	0	0	0	0	0
10/13	CAR*	3	3	6	0	0.0	0	0	0	0	0
10/21	@ NYG	INJURED RESERVED - DESIGNATED FOR RETURN									
10/27	GB	INJURED RESERVED - DESIGNATED FOR RETURN									
11/3	@ DAL	INJURED RESERVED - DESIGNATED FOR RETURN									
11/7	WAS	INJURED RESERVED - DESIGNATED FOR RETURN									
11/17	@ SEA	INJURED RESERVED - DESIGNATED FOR RETURN									
11/24	@ GB	INJURED RESERVED - DESIGNATED FOR RETURN									
12/1	CHI	INJURED RESERVED - DESIGNATED FOR RETURN									
12/8	@ BAL	INJURED RESERVED - DESIGNATED FOR RETURN									
12/15	PHI	6	3	9	0	0.0	0	0	0	0	0
12/22	@ CIN*	6	1	7	0	0.0	0	0	0	0	0
12/29	DET*	8	1	9	1	0.0	0	0	0	0	0
GP/GS: 8/7		50	16	66	2	0.0	0	0	1	2	3

2014	MIN	U	A	T	TFL	SK	QH	FF	FR	INT	PD
9/7	@ STL*	4	0	4	1	1.0	2	0	0	1	1
9/14	NE*	7	6	13	0	0.0	0	0	0	0	0
9/21	@ NO*	4	4	8	0	0.0	0	0	0	0	3
9/28	ATL*	5	4	9	0	0.0	0	0	0	1	1
10/2	@ GB*	6	1	7	0	0.0	0	0	0	1	1
10/12	DET*	2	2	4	0	0.0	0	0	0	0	0
10/19	@ BUF*	5	0	5	0	0.0	1	1	0	0	0
10/26	@ TB*	2	4	6	0	0.0	0	0	0	0	0
11/2	WAS*	10	2	12	0	0.0	0	0	0	0	0
11/16	@ CHI*	2	2	4	0	0.0	0	0	0	1	1
11/23	GB*	6	6	12	0	0.0	0	0	0	0	1
11/30	CAR*	6	2	8	2	1.0	0	0	0	0	0
12/7	NYJ*	7	2	9	1	1.0	0	0	0	0	0
12/14	@ DET*	8	0	8	0	0.0	0	0	0	0	0
12/21	@ MIA*	5	2	7	0	0.0	0	0	0	1	1
12/28	CHI*	3	1	4	0	0.0	0	0	0	0	0
GP/GS: 16/16		82	38	120	4	3.0	3	1	0	5	9

2015	MIN	U	A	T	TFL	SK	QH	FF	FR	INT	PD
9/14	@ SF*	7	3	10	0	0.0	0	0	0	0	0
9/20	DET*	4	3	7	0	0.0	2	1	0	0	0
9/27	SD*	8	3	11	1	0.0	1	0	0	0	0
10/4	@ DEN*	4	4	8	0	0.0	0	0	0	1	1
10/18	KC*	3	2	5	0	0.0	0	0	0	0	0
10/25	@ DET*	4	4	8	1	1.0	0	0	0	0	0
11/1	@ CHI*	3	5	8	0	0.0	2	0	0	0	0
11/8	STL*	2	0	2	0	0.0	1	0	0	0	0
11/15	@ OAK*	8	2	10	0	0.0	0	0	0	0	0
11/22	GB*	3	2	5	0	0.0	0	0	0	0	0
11/29	@ ATL	INACTIVE									
12/6	SEA*	2	0	2	1	0.0	0	0	0	0	0
12/10	@ AZ	INACTIVE									
12/20	CHI	INACTIVE									
12/27	NYG*	3	3	6	0	0.0	0	0	0	1	1
1/3/16	@ GB*	5	0	5	0	0.5	0	0	0	0	0
GP/GS: 13/13		56	31	87	3	1.5	6	1	0	2	2

2015 Playoffs	U	A	T	TFL	SK	QH	FF	FR	INT	PD
1/10/16 SEA*	3	1	4	1	0.0	0	0	0	0	1
GP/GS: 1/1	3	1	4	1	0.0	0	0	0	0	1

2016	MIN	U	A	T	TFL	SK	QH	FF	FR	INT	PD
9/11	@ TEN*	6	3	9	1	0.0	0	0	0	0	1
9/18	GB*	5	3	8	0	0.0	0	0	0	0	0
9/25	@ CAR*	6	0	6	1	1.0	1	0	0	0	0
10/3	NYG*	6	3	9	0	0.0	0	0	0	0	0
10/9	HOU*	5	3	8	0	0.0	0	0	0	0	1
10/23	@ PHI*	4	7	11	0	0.0	0	0	1	0	0
10/31	@ CHI*	4	2	6	0	0.0	0	0	0	0	0
11/6	DET*	5	4	9	0	0.0	1	0	0	0	0
11/13	@ WAS*	3	3	6	0	0.0	0	0	0	0	1
11/20	ARI*	9	1	10	1	1.0	1	0	0	0	0
11/24	@ DET*	3	4	7	0	0.0	2	0	0	0	0
12/1	DAL*	7	1	8	1	0.0	0	0	0	0	0
12/11	@ JAX	INACTIVE									
12/18	IND	INACTIVE									
12/24	@ GB*	4	0	4	0	0.0	0	0	0	0	0
1/1/17	CHI*	3	0	3	0	0.0	0	0	0	0	0
GP/GS: 14/14		70	34	104	4	2.0	5	0	1	0	3

2017	MIN	U	A	T	TFL	SK	QH	FF	FR	INT	PD
9/11	NO*	3	4	7	0	0.0	0	0	0	0	1
9/17	@ PIT*	2	4	6	0	0.0	0	0	0	0	0
9/24	TB*	6	2	8	0	0.0	0	0	0	1	2
10/1	DET*	4	0	4	1	0.0	1	0	0	0	0
10/9	@ CHI*	1	5	6	1	0.0	1	0	0	1	2
10/15	GB*	4	1	5	2	1.5	4	0	0	1	2
10/22	BAL*	2	2	4	1	0.0	0	0	0	0	0
10/29	@ CLE*	7	3	10	1	0.0	2	0	0	0	1
11/12	@ WAS	10	2	12	2	0.0	0	0	0	0	0
11/19	LAR*	2	0	2	0	0.0	0	0	0	0	2
11/23	@ DET*	4	2	6	0	0.0	0	0	0	0	1
12/3	@ ATL*	5	1	6	0	0.0	1	0	0	0	0
12/10	@ CAR*	0	1	1	0	0.0	0	0	0	0	0
12/17	CIN*	2	2	4	1	0.0	0	0	0	0	0
12/23	@ GB*	5	2	7	1	0.0	1	0	0	2	2
12/31	CHI*	4	1	5	0	0.0	0	0	0	0	2
GP/GS: 16/16		61	32	93	10	1.5	10	0	0	5	15

2017 Playoffs	U	A	T	TFL	SK	QH	FF	FR	INT	PD
1/14 NO*	4	2	6	1	1.0	0	0	0	0	1
1/21 @ PHI*	6	0	6	0	0.0	0	0	0	0	0
GP/GS: 2/2	10	2	12	1	1.0	0	0	0	0	1

2018	MIN	U	A	T	TFL	SK	QH	FF	FR	INT	PD
9/9	SF*	7	1	8	2	1.0	1	0	1	1	1
9/16	@ GB*	6	2	8	1	0.0	0	0	0	0	1
9/23	BUF*	4	1	5	1	1.0	1	1	0	0	0
9/27	@ LAR*	2	0	2	0	0.0	0	0	0	0	0
10/7	@ PHI*	4	1	5	0	0.0	2	0	0	0	2
10/14	ARI*	4	3	7	1	1.0	1	0	0	0	0
10/21	@ NVJ*	3	2	5	0	0.0	1	0	0	1	2
10/28	NO*	4	1	5	0	0.0	0	0	0	1	1
11/4	DET*	5	2	7	0	0.0	0	0	0	0	0
11/18	@ CHI*	7	1	8	2	0.0	0	0	1	0	0
11/25	GB*	4	1	5	1	0.0	0	0	0	0	0
12/2	@ NE*	8	0	8	0	0.0	4	0	0	0	0
12/10	@ SEA*	4	3	7	0	0.0	0	0	0	0	0
12/16	MIA*	1	1	2	0	0.0	0	0	0	0	0
12/23	@ DET*	6	1	7	2	0.0	0	0	0	0	1
12/30	CHI*	6	0	6	1	0.0	0	0	0	0	0
GP/GS: 16/16		75	20	95	11	3.0	10	1	2	3	8

2019	MIN	U	A	T	TFL	SK	QH	FF	FR	INT	PD
9/9	ATL*	8	1	9	0	0.0	0	0	0	0	2
9/15	@ GB*	5	1	6	1	0.0	0	1	1	0	1
9/22	OAK*	3	2	5	0	0.0	0	0	0	1	1
9/29	@ CHI*	2	2	4	0	0.0	0	0	0	0	1
10/6	@ NYG*	4	2	6	0	0.0	0	0	0	0	2
10/13	PHI*	4	0	4	0	0.0	1	0	0	0	0
10/20	@ DET*	7	0	7	0	0.0	0	0	0	0	0
10/24	WAS*	3	0	3	0	0.0	0	0	0	0	0
11/3	@ KC*	6	2	8	1	1.0	1	1	0	0	1
11/10	@ DAL*	3	1	4	0	0.0	1	0	0	0	0
11/17	DEN*	2	2	4	0	0.0	1	0	0	0	0
12/2	@ SEA*	6	4	10	0	0.0	0	0	0	0	1
12/8	DET*	3	0	3	1	0.0	0	0	0	1	2
12/15	@ LAC*	5	1	6	1	0.0	0	0	1	1	1
12/23	GB*	4	1	5	1	0.0	0	1	0	0	0
12/29	CHI	DID NOT PLAY									
GP/GS: 15/15		65	19	84	5	1.0	4	3	2	3	12

2019 Playoffs		U	A	T	TFL	SK	QH	FF	FR	INT	PD
1/5	@ NO*	8	3	11	0	0.0	0	0	0	0	0
1/11	@ SF*	4	4	8	0	0.0	0	0	0	0	0
GP/GS: 2/2		12	7	19	0	0.0	0	0	0	0	0

2020	MIN	U	A	T	TFL	SK	QH	FF	FR	INT	PD
9/13	GB*	4	0	4	0	0.0	0	0	0	0	0
9/20	@ IND*	4	1	5	0	0.0	0	0	0	0	1
9/27	TEN*	4	5	9	1	0.0	1	0	0	1	1
10/4	@ HOU*	1	2	3	0	0.0	0	0	0	0	0
10/11	@ SEA*	1	1	2	0	0.0	1	0	0	0	0
10/18	ATL*	2	0	2	0	0.0	0	0	0	0	0
11/1	@ GB*	5	3	8	0	0.0	0	0	0	0	1
11/8	DET*	7	3	10	0	0.0	1	0	0	1	1
11/16	@ CHI*	0	0	0	0	0.0	1	0	0	1	2
11/22	DAL*	4	4	8	0	0.0	0	0	0	0	0
11/29	CAR*	2	4	6	1	0.0	0	0	0	0	0
12/6	JAX*	2	4	6	0	0.5	1	0	0	1	2
12/13	@ TB*	3	3	6	0	0.0	0	0	0	0	0
12/20	CHI*	1	2	3	0	0.0	0	0	0	0	1
12/25	@ NO*	5	3	8	0	0.0	0	0	0	0	0
1/3/21	@ DET*	7	2	9	0	0.0	0	0	0	1	1
GP/GS: 16/16		54	35	89	2	0.5	5	0	0	5	10

2021	MIN	U	A	T	TFL	SK	QH	FF	FR	INT	PD
9/12	at CIN*	5	1	6	1	1.0	1	0	0	0	0
9/19	at ARZ*	8	1	9	0	0.0	0	0	0	0	0
9/26	SEA*	6	2	8	0	0.0	0	0	0	0	1
10/3	CLE*	5	3	8	0	0.0	0	0	0	0	0
10/10	DET*	5	4	9	0	0.0	0	0	0	0	1
10/17	at CAR*	8	1	9	0	0.0	0	0	0	0	0
10/31	DAL*	7	2	9	0	0.0	0	1	0	0	1
11/7	at BAL	RESERVE/COVID-19									
11/14	at LAC	RESERVE/COVID-19									
11/21	GB*	4	0	4	1	1.0	2	0	0	0	0
11/28	at SF*	6	5	11	0	0.0	0	0	0	1	2
12/5	at DET*	4	1	5	0	0.0	0	0	0	0	0
12/9	PIT*	4	1	5	1	1.0	1	0	0	0	1
12/20	at CHI*	7	1	8	0	0.0	0	0	0	0	0
12/26	LAR*	7	2	9	0	0.0	1	0	0	0	1
1/2/22	at GB*	5	3	8	0	0.0	0	0	0	0	0
1/9/22	CHI*	2	4	6	0	0.0	0	0	0	0	0
GP/GS: 15/15		83	31	114	3	3.0	5	1	0	1	7

2022	MIN	U	A	T	TFL	SK	QH	FF	FR	INT	PD
9/11	GB	5	2	7	0	0.0	0	0	0	1	0
9/19	@ PHI	13	0	13	0	0.0	0	0	0	0	0
9/25	DET	INACTIVE									
10/2	NO*										
10/9	CHI										
10/16	@ MIA										
10/30	ARI										
11/6	@ WAS										
11/13	@ BUF										
11/20	DAL										
11/24	NE										
12/4	NYJ										
12/11	@ DET										
TBD	IND										
12/24	NYG										
1/1/23	@ GB										
TBD	@ CHI										
GP/GS: 1/1		5	2	7	0	0.0	0	0	0	1	0

HARRISON SNARES IT

Harrison Smith is sixth in Vikings history with 30 career INTs and holds the club record with 4 INT-return touchdowns.

VIKINGS CAREER INTERCEPTIONS	
PLAYER	INTERCEPTIONS
Paul Krause.....	53
Bobby Bryant.....	51
Ed Sharockman.....	40
Joey Browner.....	37
Nate Wright.....	32
Harrison Smith	30
Carl Lee.....	29
Harrison Smith	29
John Turner	22
Orlando Thomas	22
Antoine Winfield	21
VIKINGS CAREER INTERCEPTION RETURN YARDAGE	
PLAYER	INT RETURN YARDS
Paul Krause.....	852
Ed Sharockman.....	804
Bobby Bryant.....	749
John Turner	465
Harrison Smith	440



T.J. SMITH

50

POSITION: Defensive Line
HEIGHT/WEIGHT: 6-3/300
DOB: 4-19-97
HOMETOWN: Moultrie, Georgia

COLLEGE: Arkansas
ACQUIRED: FA '21
NFL SEASON: 2
VIKINGS SEASON: 2

2022 GP/GS
0/0

Career GP/GS
1/0

Playoffs GP/GS
0/0

OFF THE FIELD

- Father, Fred, served in the National Guard.
- Earned degree in finance at Arkansas and played his final collegiate season as a graduate.
- Named to SEC Community Service Team as a junior in college and represented team on the 2018 SEC Leadership Council.

TRANSACTIONS

- Originally entered the NFL as a rookie free agent on 4/30/20.
- Waived by Los Angeles Chargers on 8/25/21.
- Signed to Minnesota's practice squad on 10/5/21.

CAREER NOTES

- Spent time as a rookie and in 2021 with LA Chargers.
- Originally entered NFL as a rookie free agent on 4/30/20.
- Joined Vikings practice squad in October 2021.
- Teammates with fellow Vikings DT Armon Watts at Arkansas.

2022 - Minnesota Vikings

2021 - Minnesota Vikings

- Released by LA Chargers on 8/25.
- Signed by Vikings to practice squad on 10/5.
- Spent offseason and training camp with Chargers.
- Played in his first career game, playing 20 snaps and recording 20 tackles.

2020 - Los Angeles Chargers

- Spent entire season on Chargers practice squad.
- Joined team as an undrafted rookie on 4/30/20.

College - Arkansas

- Started 24 of his 40 games played at Arkansas from 2016-19.
- Had 76 tackles, 5.0 sacks and 12 TFLs in his career.
- Team went 7-6 and played in Belk Bowl as a freshman in 2016.

Prep - Colquitt County

- First-Team All-Region at Colquitt County High in Georgia.
- Helped team to an undefeated 15-0 state title run in 2014.
- Moved from North Stanly High in New London, North Carolina, to Georgia where he was an all-state choice as a junior.

SMITH'S REGULAR SEASON STATISTICS

Year	GP/GS	Solo	Asst.	Total TKL	Sacks	INTs	PBU	TFL	QBH	FF/FR	ST TKL
2020 (LAC) PS		0	0	0	0.0	0	0	0	0	0/0	0
2021 (Min) 1/0		1	2	3	0.0	0	0	0	0	0/0	0
2022 (Min) 0/0		0	0	0	0.0	0	0	0	0	0	0
Totals	1/0	1	2	3	0.0	0	0	0	0	0/0	0

SMITH'S REGULAR SEASON STATISTICS											
2021	MIN	U	A	T	TFL	SK	QH	FF	FR	INT	PD
9/12	at CIN					Not With Team					
9/19	at ARZ					Not With Team					
9/26	SEA					Not With Team					
10/3	CLE					Not With Team					
10/10	DET					Practice Sqaud					
10/17	at CAR					Practice Sqaud					
10/31	DAL*					Practice Sqaud					
11/7	at BAL					Practice Sqaud					
11/14	at LAC					Practice Sqaud					
11/21	GB					Practice Sqaud					
11/28	at SF	1	2	3	0	0.0	0	0	0	0	0
12/5	at DET					Practice Sqaud					
12/9	PIT					Practice Sqaud					
12/20	at CHI					Practice Sqaud					
12/26	LAR					Practice Sqaud					
1/2	at GB					Practice Sqaud					
1/9	CHI					Practice Sqaud					
GP/GS: 1/0		1	2	3	0	0.0	0	0	0	0	0



Za'DARIUS SMITH

55

POSITION: Outside Linebacker
HEIGHT/WEIGHT: 6-4/272
DOB: 9-8-92
HOMETOWN: Greenville, Alabama

COLLEGE: Kentucky
ACQUIRED: FA '22
NFL SEASON: 8
VIKINGS SEASON: 1

2022 GP/GS
3/3

Career GP/GS
94/51 (3/3 - MIN, 58/16 - BAL, 33/32 - GB)

Playoffs GP/GS
6/5 (5/4 - GB, 1/1 - BAL)

OFF THE FIELD

- Participated in the Green Bay Packers Give Back Bowling Event in 2019 to raise money for the Wisconsin Court Appointed Special Advocates (CASA) Association, whose programs champion the needs of abused and neglected children.
- Gave hundreds of pizzas away to people in his hometown of Greenville in April 2020.
- Hosts a Fourth of July event each year in his hometown that includes fireworks, air jumps and waterslides.
- Older brother, Bob Meeks, played center at Auburn (1988-91) and for the Denver Broncos (1992-94).
- Cousin, Davern Williams, was an all-conference defensive lineman at Troy (1999-2003), was drafted in the seventh round by the Miami Dolphins (2003), played for the NY Giants (2004), and now is an assistant coach at UAB.

TRANSACTIONS

- Drafted by the Baltimore Ravens in the fourth round (No. 122 overall) on 5/2/2015.
- Signed a four-year deal with the Green Bay Packers on 3/14/19.
- Placed on the non-football injury list by the Packers on 7/27/21.
- Activated from the non-football injury list by the Packers on 8/16/21.
- Placed on Reserve/Injured by the Packers on 9/17/21.
- Released by the Packers on 3/14/22.
- Signed with the Minnesota Vikings on 3/23/22.

CAREER NOTES

2022 - Minnesota Vikings

- Made his Viking debut and tallied two tackles, including 1.0 sack on his former teammate QB Aaron Rodgers and one tackle for loss.

2021 - Green Bay Packers

- Only played in one game during the 2021 regular season and got injured in the first game.
- Returned for the Packers playoff game, posting a sack against the 49ers.

2020 - Green Bay Packers

- Named to the Pro Bowl for the second straight year and was named Second-Team All-Pro by AP for the first time.
- Also selected to the All-NFC team by the Pro Football Writers of America.
- Started all 16 contests and was tied for fourth in the NFL with 12.5 sacks and tied for third with a career-best four forced fumbles (most by a Packer since LB Julius Peppers posted four in 2014).
- Led the team and ranked in the top 10 among NFL linebackers in QB hits (23, No. 2) and tackles for a loss (12, t-No. 6) and also posted 52 tackles (35 solo), two passes defended and two fumble recoveries.
- Was the first Packer with 12-plus sacks and four-plus forced fumbles in a season since DE Kabeer Gbaja-Biamila in 2002.
- Was one of six NFL players with 12-plus sacks on the season.
- Became the first Packer to have 5.0 sacks in the first four games of a season since Clay Matthews (7.0 in 2012).
- Started both postseason contests, posting five tackles (three solo), a sack, a tackle for loss and two QB hits.

2019 - Green Bay Packers

- Started all 16 games and posted a career-best 78 tackles (career-best 44 solo), a career-high and team-leading 13.5 sacks, a team-best 51 QB hits and a team-high 65 QB pressures.
- Ranked sixth in the league in sacks, and his sack total ranks tied for fifth in single-season team history.
- Posted the most sacks in franchise history by a player in his first season with the Packers.
- Was named to his first career Pro Bowl when he was added to the roster as an injury replacement for Khalil Mack.
- Posted four games with two-plus sacks, tied with Chandler Jones and Shaq Barrett for the most in the league.
- Was the first Packer to have four games with two-plus sacks in a season since Aaron Kampman in 2006.
- Joined Preston Smith as the only teammate duo in the league with 12-plus sacks each, the first duo in team history (since 1982) to both register 12-plus sacks in the same season.
- Started both playoff games and registered nine tackles (five solo), 2.0 sacks, a team-high six QB pressures and three QB hits.

2018 - Baltimore Ravens

- Appeared in all 16 games with eight starts and posted 45 tackles (26 solo) and a team-high 8.5 sacks.
- Added a team-high 25 QB hits, two passes defended and a forced fumble.
- According to Sportradar, ranked third among NFL linebackers in QB hits and was tied for sixth in total pressures (sacks/hurries/knockdowns) with 35.
- Posted 7.5 sacks on third down, tied for third in the NFL behind only Rams DT Aaron Donald (8.5) and Seahawks DE Frank Clark

(8.0).

- It was the most sacks on third down by a Raven since LB Elvis Dumervil (8.0) in 2014.
- Also started in the Ravens playoff game and posted a solo tackle.
- Helped Baltimore rank No. 1 in overall defense (292.9 ypg) and No. 2 in scoring defense (17.9 ppg).

2017 - Baltimore Ravens

- Played in 14 games with four starts and posted 24 tackles (15 solo), 3.5 sacks, a forced fumble and a pass defended.
- Ranked third on the team with 16 QB hits.
- Was inactive for two contests due to injury (Week 2, Week 14).

2016 - Baltimore Ravens

- Appeared in 13 games with four starts, finishing with 20 tackles (10 solo), a sack, a pass defended and a forced fumble for a unit that ranked No. 5 in the NFL in rushing defense (89.4 ypg).
- Was inactive for three contests.

2015 - Baltimore Ravens

- Played in 15 games as a rookie and recorded 30 tackles (20 solo), 5.5 sacks and a pass defended for a defense that ranked No. 8 in the NFL (337.4 ypg).
- Was the league's only rookie to register two multiple-sack games and became just the third rookie in team history (LBs Peter Boulware and Terrell Suggs) to accomplish the feat.
- Was inactive for the season opener.

College - Kentucky

- Started all 24 games in his two seasons at Kentucky, recording 120 tackles (50 solo), 14 tackles for a loss, 10.5 sacks, three passes defended and two fumble recoveries.
- Began his collegiate career at East Mississippi Community College (Scooba, Miss.), where he totaled 66 tackles, 18 tackles for a loss, 11.5 sacks, four forced fumbles, three passes defended and an INT.

Prep - Greenville High School

- Didn't play football until his senior season at Greenville (Ala.) High School.
- Starred in basketball, lettering all four seasons.

SMITH'S REGULAR SEASON STATISTICS											
Year	GP/GS	Solo	Asst.	Total TKL	Sacks	INTs	PD	TFL	QBH	FF/FR	ST TKL
2015 (Bal)	15/0	20	10	30	5.5	0	1	7	7	0/0	0
2016 (Bal)	13/4	10	10	20	1.0	0	1	4	4	1/0	0
2017 (Bal)	14/4	15	9	24	3.5	0	1	3	16	1/0	0
2018 (Bal)	16/8	26	19	45	8.5	0	2	10	25	1/0	0
2019 (GB)	16/16	41	14	55	13.5	0	0	17	37	1/0	0
2020 (GB)	16/16	35	17	52	12.5	0	2	12	23	4/2	0
2021 (GB)	1/0	1	0	1	0.0	0	0	0	0	0/0	0
2022 (Min)	3/3	6	2	8	2.0	0	0	5	4	0	0
Total	94/51	154	81	235	46.5	0	7	58	116	8/2	0

SMITH'S POSTSEASON STATISTICS											
Year	GP/GS	Solo	Asst.	Total TKL	Sacks	INTs	PD	TFL	QBH	FF/FR	ST TKL
2018 (Bal)	1/1	1	0	1	0.0	0	0	0	0	0/0	0
2019 (GB)	2/2	5	2	7	2.0	0	0	1	4	0/0	0
2020 (GB)	2/2	3	2	5	1.0	0	0	1	2	0/0	0
2021 (GB)	1/0	1	0	1	1.0	0	0	1	1	0/0	0
Total	6/5	10	4	14	4.0	0	0	3	7	0/0	0

SINGLE-GAME CAREER HIGHS (* - playoffs)

Tackles	8	vs. Atlanta, 10/5/20	Interceptions	N/A
Solo Tackles	6	2x, last vs. Atlanta, 10/5/20	Forced Fumble	1.....8x, last at New Orleans, 9/27/20
Tackles For Loss	5	at Minnesota, 12/23/19	Fumble Recovery	1.....2x at San Francisco, 11/5/20
Sacks	3.5.....	at Minnesota, 12/23/19	Pass Defended.....	1.....7x, last at Detroit, 12/13/20

SMITH'S GAME-BY-GAME

2015	BAL	U	A	T	TFL	SK	QH	FF	FR	INT	PD
9/13	@ DEN										
9/20	@ OAK	1	0	1	0	0.0	0	0	0	0	0
9/27	CIN	1	0	1	0	0.0	0	0	0	0	0
10/1	@ PIT	4	0	4	2	2.0	2	0	0	0	0
10/11	CLE	2	2	4	0	0.0	0	0	0	0	0
10/18	@ SF	2	0	2	1	0.0	1	0	0	0	0
10/26	@ ARI	0	1	1	0	0.0	0	0	0	0	0
11/1	SD	0	1	1	0	0.0	0	0	0	0	0
11/15	JAX	1	0	1	0	0.0	0	0	0	0	1
11/22	STL	0	0	0	0	0.0	0	0	0	0	0
11/30	@ CLE	1	0	1	0	0.0	0	0	0	0	0
12/6	@ MIA	1	0	1	0	0.0	0	0	0	0	0
12/13	SEA	2	2	4	0	0.0	0	0	0	0	0
12/20	KAN	3	1	4	2	2.0	2	0	0	0	0
12/27	PIT	2	1	3	1	1.0	1	0	0	0	0
1/3	@ CIN	0	2	2	1	0.5	1	0	0	0	0
GP/GS 15/0		20	10	30	7	5.5	7	0	0	0	1

2016	BAL	U	A	T	TFL	SK	QH	FF	FR	INT	PD
9/11	BUF	1	0	1	0	0.0	0	0	0	0	0
9/18	@ CLE	2	0	2	1	0.0	1	0	0	0	0
9/25	@ JAX	3	0	3	2	0.0	0	0	0	0	0
10/2	OAK	0	0	0	0	0.0	0	0	0	0	0
10/9	WAS	0	0	0	0	0.0	0	0	0	0	0
10/16	@ NYG*	1	1	2	0	0.0	0	0	0	0	0
10/23	@ NYJ*	0	3	3	0	0.0	1	0	0	0	1
11/6	PIT	0	1	1	0	0.0	0	0	0	0	0
11/10	CLE*	2	1	3	1	1.0	1	1	0	0	0
11/20	@ DAL*	0	2	2	0	0.0	0	0	0	0	0
11/27	CIN										
12/4	MIA	0	0	0	0	0.0	1	0	0	0	0
12/12	@ NE										
12/18	PHI										
12/25	@ PIT	0	0	0	0	0.0	0	0	0	0	0
1/1	@ CIN	1	1	3	0	0.0	0	0	0	0	0
GP/GS 13/4		10	10	20	4	1.0	4	1	0	0	1

2017	BAL	U	A	T	TFL	SK	QH	FF	FR	INT	PD
9/10	@ CIN	2	1	3	1	1.0	1	0	0	0	0
9/17	CLE										
9/24	@ JAX	0	0	0	0	0.0	1	0	0	0	0
10/1	PIT	2	0	2	0	0.0	3	0	0	0	0
10/8	@ OAK	1	3	4	0	0.0	0	0	0	0	0
10/15	CHI	0	0	0	0	0.0	1	0	0	0	0
10/22	@ MIN	0	1	1	0	0.0	0	0	0	0	0
10/26	MIA	0	1	1	0	0.5	2	0	0	0	0
11/5	@ TEN	2	0	2	1	0.0	1	0	0	0	0
11/19	@ GB	1	1	2	0	0.0	3	0	0	0	0
11/27	HOU	2	0	2	0	0.0	2	0	0	0	1
12/3	DET	0	0	0	0	0.0	0	0	0	0	0
12/10	@ PIT										
12/17	@ CLE	1	0	1	0	1.0	1	1	1	0	0
12/23	IND	3	1	4	1	1.0	1	0	0	0	0
12/31	CIN	1	1	2	0	0.0	0	0	0	0	0
GP/GS 13/4		15	9	24	3	3.5	16	1	0	0	1

2018	BAL	U	A	T	TFL	SK	QH	FF	FR	INT	PD
9/9	BUF*	4	1	5	2	1.0	1	0	0	0	0
9/13	@ CIN	1	0	1	0	0.0	1	0	0	0	0
9/23	DEN	1	1	2	1	1.0	4	0	0	0	0
9/30	@ PIT*	0	1	1	0	0.0	0	0	0	0	0
10/7	@ CLE	2	4	6	0	0.5	4	0	0	0	0
10/14	@ TEN	4	1	5	3	3.0	2	1	0	0	0
10/21	NO	1	1	2	0	0.0	1	0	0	0	0
10/28	@ CAR	0	2	2	0	0.0	1	0	0	0	0
11/4	PIT*	2	2	4	0	0.0	1	0	0	0	1
11/18	CIN*	1	1	2	0	0.0	0	0	0	0	1
11/25	OAK*	2	0	2	1	0.0	0	0	0	0	0
12/2	@ ATL*	1	0	1	1	1.0	2	0	0	0	0
12/9	@ KAN*	2	2	4	0	0.5	3	0	0	0	0
12/16	TB	0	1	1	0	0.0	1	0	0	0	0
12/22	@ LAC	4	1	5	1	1.5	4	0	0	0	0
12/30	CLE*	1	1	2	1	0.0	0	0	0	0	0
GP/GS 16/8		26	19	45	10	8.5	25	0	0	0	2
2018 PLAYOFFS		U	A	T	TFL	SK	QH	FF	FR	INT	PD
1/6/19	LAC*	1	0	1	0	0.0	0	0	0	0	0
GP/GS: 1/0		6	1	7	0	0.0	0	0	0	0	0

2019	GB	U	A	T	TFL	SK	QH	FF	FR	INT	PD
9/5	@ CHI*	3	0	3	1	1.0	3	0	0	0	0
9/15	MIN*	3	2	5	0	0.0	1	0	0	0	0
9/22	DEN*	2	1	3	2	2.0	3	0	0	0	0
9/26	PHI*	0	0	0	0	0.0	0	0	0	0	0
10/6	@ DAL*	3	0	3	2	2.0	4	0	0	0	0
10/14	DET*	3	2	5	1	1.0	1	0	0	0	0
10/20	OAK*	0	2	2	0	0.0	0	0	0	0	0
10/27	@ KC*	4	0	4	2	2.0	3	0	0	0	0
11/3	@ LAC*	5	2	7	0	0.5	2	0	0	0	0
11/10	CAR*	0	1	1	0	0.0	3	0	0	0	0
11/24	@ SF*	5	1	6	2	1.5	3	0	0	0	0
12/1	@ NYG*	3	1	4	1	0.0	5	0	0	0	0
12/8	WAS*	3	0	3	1	0.0	1	1	0	0	0
12/15	CHI*	1	0	1	0	0.0	1	0	0	0	0
12/23	@ MIN*	6	1	7	5	3.5	5	0	0	0	0
12/29	@ DET*	0	1	1	0	0.0	2	0	0	0	0
GP/GS 16/16		41	14	55	17	13.5	37	1	0	0	0
2019 PLAYOFFS		U	A	T	TFL	SK	QH	FF	FR	INT	PD
1/12/20	SEA*	2	0	2	1	2.0	4	0	0	0	0
1/19/20	@ SF*	3	2	5	0	0.0	0	0	0	0	0
GP/GS: 2/0		5	3	7	1	2.0	4	0	0	0	0

2020	GB	U	A	T	TFL	SK	QH	FF	FR	INT	PD
9/13	@ MIN*	2	0	2	1	1.0	1	0	0	0	0
9/20	DET*	3	1	4	1	1.0	2	0	0	0	0
9/27	@ NO*	1	1	2	0	0.0	0	1	1	0	0
10/5	ATL*	6	2	8	4	3.0	5	0	0	0	0
10/18	@ TB*	0	1	1	0	0.0	1	0	0	0	0
10/25	@ HOU*	2	1	3	1	1.0	2	0	0	0	0
11/1	MIN*	3	3	6	1	0.0	0	0	0	0	0
11/5	@ SF*	2	0	2	0	1.0	2	1	1	0	0
11/15	JAX*	4	2	6	1	1.0	2	0	0	0	0
11/22	@ IND*	4	2	6	1	0.0	2	0	0	0	1
11/29	CHI*	1	1	2	0	1.0	3	1	0	0	0
12/6	PHI*	2	1	3	1	1.5	1	0	0	0	0
12/13	@ DET*	0	0	0	0	0.0	0	0	0	0	1
12/19	CAR*	3	0	3	1	1.0	1	0	0	0	0
12/27	TEN*	1	1	2	0	1.0	1	1	0	0	0
1/3	@ CHI*	1	1	2	0	0.0	0	0	0	0	0
GP/GS 16/16		35	17	52	12	12.5	23	4	2	0	0
2019 PLAYOFFS		U	A	T	TFL	SK	QH	FF	FR	INT	PD
1/16/21	LAR*	1	0	1	1	1.0	1	0	0	0	0
1/24/21	TB*	2	2	4	0	0.0	1	0	0	0	0
GP/GS: 2/2		3	2	5	1	1.0	2	0	0	0	0

2021	GB	U	A	T	TFL	SK	QH	FF	FR	INT	PD
9/12	@ NO	1	0	1	0	0.0	0	0	0	0	0
9/20	DET					INJURED RESERVE					
9/26	@ SF					INJURED RESERVE					
10/3	PIT					INJURED RESERVE					
10/10	@ CIN					INJURED RESERVE					
10/17	@ CHI					INJURED RESERVE					
10/24	WAS					INJURED RESERVE					
10/28	@ ARI					INJURED RESERVE					
11/7	@ KAN					INJURED RESERVE					
11/14	SEA					INJURED RESERVE					
11/21	@ MIN					INJURED RESERVE					
11/28	LAR					INJURED RESERVE					
12/12	CHI					INJURED RESERVE					
12/19	@ BAL					INJURED RESERVE					
12/25	CLE					INJURED RESERVE					
1/2	MIN					INJURED RESERVE					
1/9	@ DET					INJURED RESERVE					
GP/GS: 1/0		1	0	1	0	0.0	0	0	0	0	0

2021 PLAYOFFS		U	A	T	TFL	SK	QH	FF	FR	INT	PD
1/22/22	SF	1	0	1	1	1.0	0	0	0	0	0
GP/GS: 1/0		1	0	1	1	1.0	0	0	0	0	0

2022	MIN	U	A	T	TFL	SK	QH	FF	FR	INT	PD
9/11	GB	2	0	2	1	1.0	2	0	0	0	0
9/19	@ PHI	2	1	2	2	1.0	1	0	0	0	0
9/25	DET	2	1	3	2	0.0	0	0	0	0	0
10/2	@ NO*										
10/9	CHI										
10/16	@ MIA										
10/30	ARI										
11/6	@ WAS										
11/13	@ BUF										
11/20	DAL										
11/24	NE										
12/4	NYJ										
12/11	@ DET										
TBD	IND										
12/24	NYG										
1/1/23	@ GB										
TBD	@ CHI										
GP/GS: 3/3		6	2	8	5	2.0	4	0	0	0	0



JOSH SOKOL

60

POSITION: Center

HEIGHT/WEIGHT: 6-3/290

DOB: 12-1-97

HOMETOWN: Hopkinton, Massachusetts

COLLEGE: Sacred Heart

ACQUIRED: UDFA '22

NFL SEASON: R

VIKINGS SEASON: R

2021 GP/GS
0/0

Career GP/GS
0/0

Playoffs GP/GS
0/0

OFF THE FIELD

- Pronounced So-KULL
- A two-time Massachusetts wrestling state champion at heavyweight
- When he isn't playing football, he coaches wrestling on the side, specifically at the club he trained at growing up, Doughboy Wrestling Club
- Didn't play football until high school

TRANSACTIONS

- Signed by the Minnesota Vikings as an undrafted free agent on 5/1/22
- Waived by Vikings on 8/30/22
- Signed by Vikings to practice squad on 8/31/22

CAREER NOTES

Honors


- 2021 First-Team All-NEC
- 2020- First Team All-NEC
- 2019- First Team All-NEC
- 2019- All New England Team

College - Sacred Heart

- First-Team All-NEC and served as team captain from 2020-21.
- His blocking helped the team achieve the best rushing offense in the conference and 13th best in the country (2020-21).
- All-New England Team and First-Team All-NEC in 2019 in his first year as team captain.
- Helped to block for the second-best passing offense and third-best rushing offense in the conference.
- Started in all 11 games at center in 2018, helping lead the NEC's top rushing offense (241.1 ypg).

Prep - DeSoto

- One of the top offensive linemen in Texas.
- Played in the 2017 Under Armour All-America Game in Orlando, Florida.
- Member of the Texas 2016 6A-Division II State Championship team.
- Led DeSoto to a perfect 16-0 record in 2016, helping the school rack up 303 rushing yards and 525 total yards in a 38-29 win over Cibolo Steele in the championship game at AT&T Stadium.
- Rated as a four-star prospect by 247Sports, Rivals and Scout.
- Listed as the No. 11 offensive guard in the country per 247Sports and the No. 3 overall prospect in Texas according to Scout.



CHANDON SULLIVAN

39

POSITION: Cornerback
HEIGHT/WEIGHT: 5-11/189
DOB: 8/7/96
HOMETOWN: Winder, Georgia

COLLEGE: Georgia State
ACQUIRED: FA '22
NFL SEASON: 5
VIKINGS SEASON: 1

2022 GP/GS
3/2

Career GP/GS
56/22 (1/0 MIN - 49/20 - GB, 5/1 - PHI)

Playoffs GP/GS
5/3 - GB

OFF THE FIELD

- Spoke to the Boys & Girls Club of Winder-Barrow County in May 2021 as part of a fundraiser that raised \$30,000...Participated in the Packers Celebrity Bowling Event in 2019 to help raise money for the Wisconsin Court Appointed Special Advocates (CASA) Association.
- Given name Chandon Lamar Sullivan.
- First name is pronounced CHAN-din.
- Nickname is "Sully."
- Hopes to pursue a career in broadcasting after his football career is finished.

TRANSACTIONS

- Signed by the Philadelphia Eagles as undrafted free agent on 5/11/18.
- Waived by Eagles 9/2/18.
- Signed by Eagles to practice squad on 9/2/18.
- Signed from practice squad to active roster on 10/26/18.
- Waived by Eagles on 12/25/18.
- Signed by Eagles to practice squad on 12/26/18.
- Re-signed by Eagles as reserve/future free agent, 1/14/19.
- Waived by Eagles on 5/2/19
- Signed by Green Bay Packers as free agent on 5/6/19.
- Re-signed by Packers as exclusive-rights free agent on 4/27/20.
- Re-signed by Packers as restricted free agent on 4/23/21.

CAREER NOTES

2022 - Minnesota Vikings

- Made his Viking debut in Week 1 against Green Bay and recorded four total tackles (two solo).
- Recorded his first start with the Vikings in Week 2 against the Eagles

2021 - Green Bay Packers

- Saw action in 17 games for the Packers in 2021, earning 10 starts.
- Posted 31 tackles, a career-high three interceptions and four passes defended.
- Recorded his three interceptions against the Washington Commanders, Chicago Bears and Cleveland Browns.

2020 - Green Bay Packers

- Appeared in all 16 games with 10 starts and set a new single-season career high with 40 tackles (31 solo).
- Also recorded six passes defended, one special teams tackle and one INT, which he returned seven yards for his first career score.
- Recorded one fair catch on a punt return.
- Started both postseason games and posted 12 tackles (nine solo) and one tackle on special teams.

2019 - Green Bay Packers

- Played in all 16 games, seeing time on defense and special teams.
- Posted 26 tackles (17 solo), an interception, a forced fumble, a QB hit and eight passes defended.
- Returned three kickoffs for 48 yards (16.0 avg.) and posted two tackles on special teams.
- Played in both playoff games with one start.

2018 - Philadelphia Eagles

- Spent the first seven weeks of the season on the Eagles practice squad before being elevated to the active roster on Oct. 26.
- Appeared in five games with one start, totaling 12 tackles (eight solo) and a pass defended.
- Was on the practice squad for the regular-season finale and both playoff contests.

College - Georgia State

- Played in every game for Georgia State from 2014-17, a school-record 49 games, with 44 starts, and totaled 182 tackles (144 solo), seven interceptions, 25 passes defended, seven tackles for a loss, 2.0 sacks, two fumble recoveries, two defensive touchdowns, a forced fumble and a blocked kick.
- Ranks No. 1 in school history in interceptions and passes defended and No. 5 in career tackles.
- Also added eight kickoff returns for 164 yards (20.5 avg.) and a punt return for 28 yards.
- Earned All-Sun Belt recognition in each of his last three seasons.

Prep - Winder-Barrow High School

- Attended Winder-Barrow High School in Winder, Georgia, where he lettered in football and basketball for four years.

SULLIVAN'S REGULAR SEASON STATISTICS											
Year	GP/GS	Solo	Asst.	Total TKL	Sacks	INTs	PD	TFL	QBH	FF/FR	ST TKL
2018 (Phi)	5/1	7	0	7	0.0	0	0	0	0	0/0	0
2019 (GB)	16/0	27	3	30	0.0	1	6	0	1	1/0	1
2020 (GB)	16/10	32	9	41	0.0	1	6	0	0	0/0	1
2021 (GB)	16/10	25	6	31	0.0	3	4	2	0	0/0	1
2022 (MIN)	3/2	7	3	10	0.0	0	0	0	0	0/0	0
Total	57/23	95	20	115	0.0	5	16	2	1	1/0	3

SULLIVAN'S POSTSEASON STATISTICS											
Year	GP/GS	Solo	Asst.	Total TKL	Sacks	INTs	PD	TFL	QBH	FF/FR	ST TKL
2019 (GB)	2/1	1	0	1	0.0	0	0	0	0	0/0	0
2020 (GB)	2/2	10	3	13	0.0	0	0	0	0	0/0	1
2021 (GB)	1/0	3	0	3	0.0	0	0	1	0	0/0	0
Total	5/3	14	3	17	0.0	0	0	1	0	0/0	1

SINGLE-GAME CAREER HIGHS (* - playoffs)																
Tackles	6	3x, last vs. Chicago, 1/3/21	Interceptions	1.....	5x, last vs. Cleveland, 12/25/21										
Solo Tackles	6	vs. Jacksonville, 11/15/20	Forced Fumble	N/A											
Tackles For Loss	1.....	2x, vs. Minnesota, 1/2/22	Fumble Recovery	N/A											

SULLIVAN'S INTERCEPTIONS		
GAME	QB	INT
at Dallas, 10/6/19	Dak Prescott.....	1 (7)
Detroit, 9/20/20.....	Matthew Stafford	1 (7-10)
Washington, 10/24/21.....	Taylor Heinicke.....	1 (0)
Chicago, 12/12/21.....	Justin Fields	1 (1)
Cleveland, 12/25/21	Baker Mayfield.....	1 (13)
Total		5 (28)

SULLIVAN'S GAME-BY-GAME											
2018	PHI	U	A	T	TFL	SK	QH	FF	FR	INT	PD
9/6	ATL					PRACTICE SQUAD					
9/16	@ TB					PRACTICE SQUAD					
9/23	IND					PRACTICE SQUAD					
9/30	@ TEN					PRACTICE SQUAD					
10/7	MIN					PRACTICE SQUAD					
10/11	@ NYG					PRACTICE SQUAD					
10/21	CAR					PRACTICE SQUAD					
10/28	JAX	0	0	0	0	0.0	0	0	0	0	0
11/11	DAL	0	0	0	0	0.0	0	0	0	0	0
11/18	@ NO*	4	0	4	0	0.0	0	0	0	0	0
11/25	NYG	3	0	3	0	0.0	0	0	0	0	0
12/3	WAS					DID NOT PLAY					
12/9	@ DAL					INACTIVE					
12/16	@ LAR	0	0	0	0	0.0	0	0	0	0	0
12/23	HOU					INACTIVE					
12/30	@ WAS					INACTIVE					
GP/GS 5/1		7	0	7	0	0.0	0	0	0	0	0
2019	GB	U	A	T	TFL	SK	QH	FF	FR	INT	PD
9/5	@ CHI	0	0	0	0	0.0	0	0	0	0	0
9/15	MIN	0	0	0	0	0.0	0	0	0	0	0
9/22	DEN	0	0	0	0	0.0	0	0	0	0	0
9/26	PHI	0	0	0	0	0.0	0	0	0	0	0
10/6	@ DAL	2	0	2	0	0.0	0	0	0	1 (7)	1
10/14	DET	4	0	4	0	0.0	0	0	0	0	0
10/20	OAK	2	0	2	0	0.0	0	0	0	0	0
10/27	@ KC	0	0	0	0	0.0	0	0	0	0	1
11/3	@ LAC	2	1	3	0	0.0	0	0	0	0	0
11/10	CAR	0	0	0	0	0.0	0	0	0	0	0
11/24	@ SF	3	0	3	0	0.0	0	0	0	0	0
12/1	@ NYG	2	0	2	0	0.0	0	0	0	0	1
12/8	WAS	4	0	4	0	0.0	0	0	0	0	1
12/15	CHI	5	1	6	0	0.0	1	1	0	0	1
12/23	@ MIN	0	0	0	0	0.0	0	0	0	0	1
12/29	@ DET	2	0	2	0	0.0	0	0	0	0	0
GP/GS 16/0		26	2	28	0	0.0	1	1	0	1 (7)	6
2019 PLAYOFFS		U	A	T	TFL	SK	QH	FF	FR	INT	PD
1/12/20	SEA	1	0	1	0	0.0	0	0	0	0	0
1/19/20	@ SF	0	0	0	0	0.0	0	0	0	0	0
GP/GS: 2/2		3	2	5	1	1.0	2	0	0	0	0

2020	GB	U	A	T	TFL	SK	QH	FF	FR	INT	PD
9/13	@ MIN	1	1	2	0	0.0	0	0	0	0	0
9/20	DET*	1	0	1	0	0.0	0	0	0	1 (7)	2
9/27	@ NO	2	0	2	0	0.0	0	0	0	0	0
10/5	ATL	0	1	1	0	0.0	0	0	0	0	0
10/18	@ TB*	2	1	3	0	0.0	0	0	0	0	0
10/25	@ HOU*	3	0	3	0	0.0	0	0	0	0	1
11/1	MIN	1	0	1	0	0.0	0	0	0	0	0
11/5	@ SF*	0	2	1	0	0.0	0	0	0	0	0
11/15	JAX*	6	0	6	0	0.0	0	0	0	0	0
11/22	@ IND*	4	1	5	0	0.0	0	0	0	0	1
11/29	CHI*	1	0	1	0	0.0	0	0	0	0	0
12/6	PHI*	0	0	0	0	0.0	0	0	0	0	0
12/13	@ DET	1	0	1	0	0.0	0	0	0	0	0
12/19	CAR*	4	0	4	0	0.0	0	0	0	0	1
12/27	TEN	3	1	4	0	0.0	0	0	0	0	0
1/3	@ CHI*	3	3	6	0	0.0	0	0	0	0	1
GP/GS 16/10		32	9	41	0	0.0	0	0	0	1 (7)	6
2020 PLAYOFFS		U	A	T	TFL	SK	QH	FF	FR	INT	PD
1/16/21	LAR*	6	2	8	0	0.0	0	0	0	0	0
1/24/21	@ SF*	4	1	5	0	0.0	0	0	0	0	0
GP/GS: 2/2		10	3	13	0	0.0	0	0	0	0	0

2021	GB	U	A	T	TFL	SK	QH	FF	FR	INT	PD
9/12	@ NO	1	0	1	0	0.0	0	0	0	0	0
9/20	DET	0	1	1	0	0.0	0	0	0	0	0
9/26	@ SF	0	0	0	0	0.0	0	0	0	0	1
10/3	PIT*	2	1	3	0	0.0	0	0	0	0	0
10/10	@ CIN*	3	0	3	0	0.0	0	0	0	0	0
10/17	@ CHI	0	0	0	0	0.0	0	0	0	0	0
10/24	WAS*	4	0	4	0	0.0	0	0	0	1 (0)	1
10/28	@ ARI*	0	1	1	0	0.0	0	0	0	0	0
11/7	@ KC*	4	1	5	1	0.0	0	0	0	0	0
11/14	SEA*	2	0	2	0	0.0	0	0	0	0	0
11/21	@ MIN	1	0	1	0	0.0	0	0	0	0	0
11/28	LAR*	0	0	0	0	0.0	0	0	0	0	0
12/12	CHI*	1	1	2	0	0.0	0	0	0	1 (1)	1
12/19	@ BAL	2	0	2	0	0.0	0	0	0	0	0
12/25	CLE*	0	1	1	0	0.0	0	0	0	1 (13)	1
1/2	MIN	4	0	4	1	0.0	0	0	0	0	0
1/9	@ DET*	1	0	1	0	0.0	0	0	0	0	0
GP/GS 17/10		25	6	31	2	0.0	0	0	0	3 (14)	4
2021 PLAYOFFS		U	A	T	TFL	SK	QH	FF	FR	INT	PD
1/22/22	SF	3	0	3	1	0.0	0	0	0	0	0
GP/GS: 1/0		3	0	3	1	0.0	0	0	0	0	0

2022	MIN	U	A	T	TFL	SK	QH	FF	FR	INT	PD
9/11	GB	2	2	4	0	0.0	0	0	0	0	0
9/19	@ PHI	3	1	4	0	0.0	0	0	0	0	0
9/25	DET	2	0	2	0	0.0	0	0	0	0	0
10/2	@ NO*										
10/9	CHI										
10/16	@ MIA										
10/30	ARI										
11/6	@ WAS										
11/13	@ BUF										
11/20	DAL										
11/24	NE										
12/4	NYJ										
12/11	@ DET										
TBD	IND										
12/24	NYG										
1/1/23	@ GB										
TBD	@ CHI										
GP/GS: 3/2		7	3	10	0	0.0	0	0	0	0	0



ADAM THIELEN

19

POSITION: Wide Receiver

HEIGHT/WEIGHT: 6-2/200

DOB: 8-22-90

HOMETOWN: Detroit Lakes, Minnesota

COLLEGE: Minnesota State - Mankato

ACQUIRED: UDFA '13

NFL SEASON: 9

VIKINGS SEASON: 9

2022 GP/GS
3/3

Career GP/GS
121/87

Playoffs GP/GS
5/3

OFF THE FIELD

- Married college sweetheart, Caitlin, who played soccer at Minnesota State, Mankato, in May of 2015. The couple has two sons, Asher and Hudson, and a daughter, Cora.
- Together with Caitlin launched the Thielen Foundation in September of 2018, which aims to create programs that serve, educate and inspire individuals to reach their full potential.
- Joins C.J. Ham (Duluth), Ryan Connelly (Eden Prairie) and Ben Ellefson (Hawley) as Minnesotans on the Vikings roster in 2022.
- Hosts youth football camps in the Twin Cities and his hometown of Detroit Lakes.
- Opened a gym, ETS Elite Thielen, during the 2016 offseason in Lakeville, Minnesota, just south of the Twin Cities and has expanded to locations around the state, including Mankato and Rochester.
- Avid golfer, spends time golfing in Arizona and Florida and has taken part in Pro Am events regularly, including the American Century Championship in Lake Tahoe.
- Earned bachelor's degree in management from MSU.

TRANSACTIONS

- Signed with the Vikings as an undrafted free agent on 5/6/13.
- Added to the Vikings practice squad on 9/1/13.
- Signed to a Reserve/Future contract by the Vikings on 12/30/13.
- Re-signed with the Vikings on 3/7/16.
- Re-signed to a three-year contract with the Vikings on 3/21/17.
- Signed a four-year contract extension on 4/12/19.
- Placed on Reserve/COVID-19 list on 11/23/20 (Min).
- Placed on IR on 12/29/21 (Min).

CAREER NOTES

- Detroit Lakes native and Minnesota State, Mankato, product broke out as a wide receiver in 2016 after playing mostly on special teams early in his career.
- The first player in franchise history to record nine games of 100+ receiving yards in a single season, doing so in 2018.
- The only player in NFL history to record eight consecutive games of 100+ receiving yards to open a season and one of two players in NFL history to record eight consecutive games of 100+ receiving yards at any point in an NFL season (Calvin Johnson of the Detroit Lions in 2012).
- Signed an extension during the 2017 offseason.
- Turned in the best game of his career at Green Bay (12/24/16) with 12 receptions for 202 yards and two touchdowns, the only Viking with 12+ receptions against the Packers. The 202 yards are tied for the third-most by a Viking in a game in team history.
- Continued to develop throughout 2013 season and spent all 16 weeks on Vikings practice squad.
- Earned invitation to continue with team following 2013 Vikings rookie camp and earned rookie free agent contract.
- Competed in scouting regional in Chicago and Dallas that led to his invite to the Vikings rookie camp in 2013.
- Hosted a day-long radiothon fundraiser on Vikings flagship station KFAN for COVID-19 relief in April 2020. The event raised more than \$280,000 during a 6 a.m.-6:30 p.m. marathon featuring teammates and celebrity guests calling in to support the cause.
- Represented Minnesota at the 2017 and 2018 Pro Bowl and earned Second-Team Associated Press All-Pro in 2017.
- In 2017-18, became the first Viking to record consecutive seasons of 1,000+ receiving yards since Randy Moss did so for six consecutive seasons (1998-2003).
- Thielen's 113 receptions in 2018 marked the third-highest total in franchise history. His 1,335 receiving yards marked the fourth-highest total in franchise history, both times trailing only his boyhood idols Cris Carter and Randy Moss. Jefferson later topped this mark in 2020 (1,400) and 2021 (1,616).
- The first player in NFL history to record eight consecutive games of 100+ receiving yards to start a season.
- One of two players in NFL history to record eight consecutive games of 100+ receiving yards at any point in an NFL season (Calvin Johnson of the Detroit Lions in 2012).

Honors

- Selected to the 2017 and 2018 Pro Bowls.
- Named Second-Team Associated Press All-Pro in 2017.
- Named the 2017 Vikings Offensive Player of the Year as part of annual Minnesota Football Honors program.
- Man of the Match vs. Cleveland (10/29/17) at Twickenham Stadium (London, England).
- Voted No. 36 on the NFL's Top 100 list after the 2017 season.
- 2015 Vikings Special Teams Player of the Year as part of annual Minnesota Football Honors program.
- NFC Special Teams Player of the Week vs. Carolina (11/30/14).

2022 - Minnesota Vikings

- In Week 1 against Green Bay, Adam Thielen became only the third player in franchise history to reach 1,000 career receiving yards vs. the Packers.
- Tallied his 50th career receiving touchdown, tying Sammy White for career receiving touchdowns in franchise history and trails only Cris Carter, (110), Randy Moss (92) and Anthony Carter (52).

- Became the fourth undrafted player since 1967 with 50+ career touchdown receptions, joining Antonio Gates (116), Rod Smith (68) and Wes Welker (50).

2021 - Minnesota Vikings

- Caught two touchdowns on a team-best nine catches for 92 yards in season opener at Cincinnati (9/12).
- Caught four touchdowns through the first four games of the season, which ranks tied for second in Vikings history.
- Grabbed two passes in the Vikings final drive, setting up the game-winning field goal against the Lions (10/10).
- Had his best game of the season against the Panthers (10/17), catching 11 passes for 126 yards and a touchdown.
- Hauled in another touchdown pass against the Cowboys (10/31), becoming just the fourth wide receiver since 2020 to catch at least 20 touchdowns.
- Caught a 1-yard touchdown against the Ravens (11/7) that forced overtime.
- Hauled in eight receptions for 82 receiving yards and one score against the Packers. Thielen moved into sixth place all-time in Vikings career receptions, passing TE Kyle Rudolph.
- Caught two touchdown passes against the 49ers (11/28), surpassing Kyle Rudolph for fifth all-time in Vikings touchdown receptions.
- Placed on Reserve/Injured (12/29).

2020 - Minnesota Vikings

- Ranked fifth-best for Vikings receiving touchdowns in a season with 14, the third-best mark in the NFL for the year.
- Hauled in career-best 14th touchdown of the season on Christmas Day at New Orleans (12/25).
- Returned to action vs. Jacksonville (12/6) and caught 12th touchdown of the season in an OT win.
- Placed on COVID-19 list during week vs. Carolina (11/29) and missed first game of the season.
- Had second straight two-touchdown day vs. Dallas (11/22), catching eight passes for 123 yards and two touchdowns and had season-long 51-yarder.
- Had team-high two touchdown catches at Chicago (11/16) in win on *Monday Night Football*.
- Led team with nine receptions and two touchdowns at Seattle (10/11) on *Sunday Night Football*.
- Had team-high 114 yards on eight catches at Houston (10/4), helping the team to the win of the season. Was part of an offense that featured two wide receivers with 100+ yards (Jefferson, 103) and a 100-yard RB (Cook, 130) in the same game for the Vikings for the first time since 2000.
- Caught third touchdown of season vs. Tennessee (9/27), scoring on a 16-yard pass. His three touchdowns in the opening three games is the best start of his career.
- Had team-high six catches, 110 yards and two touchdowns in season opener vs. Green Bay (9/13) and scored his second career 2-point conversion on a pass from Kirk Cousins. Team set a club record with three successful 2-point conversions in the game (Dalvin Cook, 2 rushing and Thielen 1 receiving).

2019 - Minnesota Vikings

- Made 10 starts in 10 game appearances during the 2019 season, finishing with 30 receptions for 418 yards and six touchdowns. Also rushed four times for six yards and one touchdown.
- Caught the Vikings first touchdown of the 2019 season against Atlanta in Week 1 (9/8).
- Led team with five receptions for 75 yards at Green Bay (9/15).
- Recorded his second career multi-score game vs. Oakland (9/22), catching a season-long 35-yard touchdown pass to cap the opening drive and scoring on a 1-yard rush in the second quarter, the first rushing touchdown of his career.
- Started his 50th career game at Chicago (9/29).
- Caught seven passes for 130 yards and two touchdowns at the NY Giants (10/6), his second career game with multiple receiving touchdowns and 17th career game with 100+ receiving yards.
- Scored his fifth receiving TD and sixth total TD of the season vs. Philadelphia (10/13).
- Caught one pass for 25 yards and one touchdown at Detroit (10/20) before exiting with a hamstring injury.
- Streak of 87 consecutive games played came to an end after being inactive with an injury vs. Washington (10/24).
- Started at Kansas City (11/3) but left early with an injury.
- Inactive Weeks 10-14 with an injury.
- Returned to start at the LA Chargers (12/15), catching three passes for 27 yards and rushing once for three yards.
- Caught seven passes for 129 yards in the Wild Card win at New Orleans (1/5/20), the seventh-highest postseason total in Vikings history and the first 100-yard postseason game of career. Thielen's 43-yard reception in OT set up game-winning TD.
- Brought in five receptions for 50 yards in the Divisional game at San Francisco (1/11/20).

2018 - Minnesota Vikings

- Started all 16 games in 2018, setting new career highs in receptions (113), receiving yards (1,373) and receiving touchdowns (9) and earning his second consecutive Pro Bowl invitation.
- Thielen's 113 receptions were the third-highest single season total in franchise history, while his 1,373 receiving yards ranked fourth.
- Tallied six receptions for 102 yards against San Francisco (9/9).
- Matched his career high of 12 receptions, going for 131 yards and one touchdown at Green Bay (9/16). His acrobatic touchdown grab completed a fourth-quarter comeback.
- Posted his third straight game with at least 100 receiving yards by catching a career-high 14 passes for 105 yards vs. Buffalo (9/23), both team-highs.
- Caught eight balls for 135 yards and one touchdown at LA Rams (9/27), pushing his season yardage total to 473 and surpassing Randy Moss to set the franchise record for most receiving yards in the first four games of a season.
- Posted seven receptions for 116 yards and one touchdown at Philadelphia (10/7), becoming the first player in NFL history to post five consecutive games of 100+ receiving yards to start a season. Set a new franchise record for most receiving yards through the first five games of the season (589). Also fair-caught a punt and recovered an onside kick in the fourth quarter to seal the win.
- Recorded his sixth consecutive game of 100+ receiving yards by catching 11 passes for 123 yards and one touchdown vs. Arizona (10/14).
- With nine receptions for 110 yards and one touchdown at NY Jets (10/21), became the first player in NFL history (Super Bowl Era) to record seven straight games of 100+ receiving yards to start a season. Thielen's 67 receptions and 822 yards through seven games to start a season were also a franchise record.
- By catching seven passes for 103 yards and one touchdown vs. New Orleans (10/29), became the first player in NFL history to record eight consecutive games of 100+ receiving yards to start a season and joined Calvin Johnson as the only players in league history to record eight consecutive games of 100+ receiving yards at any point in a season. Thielen's TD marked the fifth consecutive game in which he had scored, a new career-long scoring streak. The WR also added one rush for 15 yards, the second-longest carry of his

career.

- Saw his eight-game streak of 100+ receiving yards come to an end vs. Detroit (11/4), finishing with four catches for 22 yards, one touchdown and one rush for five yards. Extended his scoring streak to a career-best six consecutive games.
- Passed the 1,000-yard mark for the second consecutive season with seven receptions for 66 yards at Chicago (11/18), becoming the first Viking since Randy Moss (1998-2003) with 1,000+ receiving yards in consecutive seasons. Tied Moss (2003) as the fastest Vikings to reach 1,000 yards in a season, needing only 10 games to do so.
- Recorded eight receptions for 125 yards and one touchdown vs. Green Bay (11/25), becoming the first Viking with nine games of 100+ receiving yards in a single season.
- Caught his ninth touchdown of the season at New England (12/2), setting a new career high for touchdowns in a season and becoming the first Vikings WR to score nine touchdowns since Randy Moss scored 13 in 2004.

2017 - Minnesota Vikings

- Finished with career-highs in receptions (91), yards (1,276) and games started (16) to earn All-Pro honors.
- Turned in a career game to start off the season vs. New Orleans (9/11) with nine catches for 157 yards, the second-most receiving yards by a Vikings WR in a season-opening game and the third most by a Vikings WR on *Monday Night Football*.
- Led the Vikings with five receptions at Pittsburgh (9/17) totaling 44 yards. His five receptions pushed him over the 100-reception mark for his career.
- Led the team with nine catches for 96 yards vs. Green Bay (10/15).
- Caught five passes for 41 yards vs. Baltimore (10/22), becoming the only player in the NFL to have at least five catches in each of the first seven weeks.
- Continued his streak of at least five receptions in each game of 2017, hauling in five for 98 yards and his first touchdown of the season to earn "Man of the Match" honors vs. Cleveland (10/29) at Twickenham Stadium in London, England, as a part of the NFL's International Series.
- Came out of the bye week firing on all cylinders, racking up 166 yards on eight catches at Washington (11/12) with his second touchdown in as many games, extending his streak of at least five catches to nine games, tied for tops in the NFL, while also collecting his fifth game with over 100 receiving yards in his career.
- Posted his third 100-yard performance of the season, tying a single-season career-high and grabbed a touchdown in a third consecutive game, a new career-high, finishing the day vs. LA Rams (11/19) with six catches for 123 yards and a touchdown.
- Recorded his fourth 100-yard performance of the season, hauling in six catches for 105 yards and a 52-yard touchdown at Carolina (12/10).
- Caught three passes for 30 yards vs. Cincinnati (12/17) as the Vikings clinched the NFC North title.
- Grabbed six catches for 61 yards vs. Chicago (12/31) to finish the regular season with 91 catches for 1,276 yards, joining Rod Smith and Wes Welker as the only undrafted players to record a season with at least 90 catches and 1,200 yards.
- Caught six passes for 74 yards in his first career playoff start, vs. New Orleans (1/4/18) in the Divisional Round, as the Vikings beat the Saints on a 61-yard TD as time expired.

2016 - Minnesota Vikings

- Turned in a banner year with 69 receptions, 967 receiving yards, and 5 TDs as he quickly developed a rapport with new Vikings QB Sam Bradford.
- His 967 receiving yards led the team, and his three 100-yard receiving games tied with Stefon Diggs for the team lead.
- Tied for the team lead with two special teams tackles and caught four passes for 54 yards at Tennessee (9/11).
- Started and set new career bests in receptions (7) and receiving yards (127), as well as scoring his third career receiving TD vs Houston (10/9).
- Had then-career-high with eight catches at Detroit (11/24).
- Registered the second 100-yard receiving game of his career with 101 yards on four catches at Jacksonville (12/11) as well as moving over the 1,000 receiving yards mark for his career.
- Turned in the best game of his young career at Green Bay (12/24) with 12 receptions for 202 yards and two touchdowns, the third Viking to haul in 200+ yards and the first Viking with 12+ receptions against the Packers.

2015 - Minnesota Vikings

- Was a special teams leader and played in every phase.
- Honored as Vikings Special Teams Player of the Year.
- Ranked tied for second in special teams tackles with 10.
- Hauled in career-high six passes for 70 yards at eventual Super Bowl champions Denver (10/4).
- Had season-long 30-yard catch at Detroit (10/25).
- Notched first career rushing attempts, posting best offensive day in regular-season finale at Green Bay (1/3/16) when the Vikings clinched NFC North title at Lambeau. Ran for 67 yards on two carries, with a long of 41 on a fake punt, at Green Bay and added a 16-yard catch, ranking tied for second in Vikings history for rushing yards in a game by a WR with the effort.

2014 - Minnesota Vikings

- Started season on 53-man roster out of preseason.
- A special teams ace, finished tied for second in special teams tackles, totaling 12 on the season.
- Made NFL debut at St. Louis (9/7).
- First NFL reception came at Green Bay (10/2), led the team in receiving that game, finishing with four receptions for 57 yards.
- Named NFC Special Teams Player of the Week after blocking a punt against Carolina (11/30) and returning it 30 yards to paydirt, at the time was the longest blocked punt returned for a touchdown in team history, a record that was broken in the same game by DE Everson Griffen.
- Caught first NFL receiving TD in Week 17 vs. Chicago (12/28), a 44-yard strike from QB Teddy Bridgewater.

2013 - Minnesota Vikings

- Earned practice squad position throughout entire season.
- Saw preseason action with Vikings at WR and on special teams.
- Was signed on 5/6 to rookie free agent contract following Vikings rookie camp when unsigned rookies are invited to practice with draft choices and rookie free agent signings to showcase their ability.
- Released on 8/31 and signed on 9/1 to the Vikings practice squad for the remainder of the season.

College - Minnesota State-Mankato

- Started 37 of his 46 games at Minnesota State, Mankato.

- Ended college career ranked No. 2 in school history in receptions (198), third in receiving yards (2,802), third in receiving touchdowns (20), third in punt return yards (582) and third in punt returns (57).
- Had 74 receptions for 1,176 yards and eight touchdowns as a senior.
- Named First-Team All-Northern Sun Conference South Division as a senior and Second-Team as a junior.
- Helped lead the Mavericks to a 13-1 record and a national semifinal berth as a senior.
- Seventh MSU Alumni to play in the NFL, joining Bob Bruer (1979-80 with San Francisco; 1980-83 with Minnesota) and Tywan Mitchell (2000-01 with Arizona), Shane Zylstra (2021 with Detroit) and Chris Reed (2016-18 with Jacksonville; 2019 with Carolina and

PILING UP YARDS

VIKINGS RECEIVING YARDS IN A GAME

PLAYER, GAME	YARDS/REC/TD
Sammy White, vs. Detroit, 11/7/76	210/7/2
Randy Moss, at Chicago, 11/14/99	204/12/0
Adam Thielen, at Green Bay, 12/24/16	202/12/2
Paul Flatley, at San Francisco, 10/24/65	202/7/2
Sidney Rice, vs. Detroit, 11/15/09	201/7/0

VIKINGS 100+ YARD RECEIVING GAMES IN A SEASON

PLAYER, SEASON	100+ GAMES
Adam Thielen, 2018	9
Randy Moss, 2000	8
Randy Moss, 2003	8

CAN'T FIGHT THIS THIELEN ANYMORE

Adam Thielen has shown a knack for making big plays in big situations during his Vikings career. He has excelled on special teams, receiving and rushing the ball.

MOST RUSHING YARDS IN A GAME BY VIKINGS WRs

PLAYER, GAME	YARDS
Cordarrelle Patterson, at St. Louis, 9/7/14	102
Adam Thielen, at Green Bay, 1/3/16	67
Percy Harvin, at Kansas City, 10/2/11	67

LONGEST VIKINGS FAKE PUNTS

PLAYER, GAME	YARDS
Andrew Sendejo, at Chicago, 11/16/14	48 run
Bobby Walden, vs. San Francisco, 10/30/66	45 run
Adam Thielen, at Green Bay, 1/3/16	41 run

LONGEST BLOCKED PUNT RETURN TDs BY VIKINGS

PLAYER, GAME	YARDS
Everson Griffen, vs. Carolina, 11/30/14	43t
Adam Thielen, vs. Carolina, 11/30/14	30t
Nate Allen, vs. NY Giants, 10/17/76	28t

TOUCHDOWN TEAR

Adam Thielen set a career high in 2020 with 14 TD receptions and had 4 games in 2020 with 2+ receiving TDs.

VIKINGS RECEIVING TDs IN A SEASON

PLAYER, SEASON (*-led NFL)	TDs
Randy Moss, 2003^	17
Randy Moss, 1998^	17
Cris Carter, 1995^	17
Randy Moss, 2000^	15
Adam Thielen, 2020	14
Randy Moss, 2004	13
Cris Carter, 1999^	13
Cris Carter, 1997^	13
Cris Carter, 1998	12
Visanthe Shiancoe, 2009	11
Randy Moss, 1999	11
Jerry Reichow, 1961	11

VIKINGS 2+ RECEIVING TD GAMES IN A SEASON

PLAYER, SEASON	2+ TD GAMES
Cris Carter, 1995	7
Randy Moss, 2003	5
Adam Thielen, 2020	4
Randy Moss, 1998	4

THIELEN'S REGULAR SEASON STATISTICS

Year	GP/GS	RECEIVING					RUSHING					ST TKL
		No.	Yds.	Avg.	Lg.	TD	Att.	Yds.	Avg.	Lg.	TD	
2014 (Min)	16/2	8	137	17.1	44t	1	0	0	0.0	0	0	12
2015 (Min)	16/2	12	144	12.0	30	0	4	89	22.3	41	0	10
2016 (Min)	16/10	69	967	14.0	71t	5	2	15	7.5	11	0	3
2017 (Min)	16/16	91	1,276	14.0	65t	4	1	11	11.0	11	0	0
2018 (Min)	16/16	113	1,373	12.2	68	9	5	30	6.0	15	0	0
2019 (Min)	10/10	30	418	13.9	44	6	4	6	1.5	3	1	0
2020 (Min)	15/15	74	925	12.5	51	14	3	15	5.0	8	0	0
2021 (Min)	13/13	67	726	10.8	35	10	0	0	0	0	0	0
2022 (Min)	3/3	13	149	11.5	22	1	0	0	0	0	0	0
Total	121/87	477	6,115	12.8	71t	50	20	168	8.4	41	1	25

THIELEN'S POSTSEASON STATISTICS

Year	GP/GS	RECEIVING					RUSHING					ST TKL
		No.	Yds.	Avg.	Lg.	TD	Att.	Yds.	Avg.	Lg.	TD	
2015	1/0	0	0	0.0	0	0	0	0	0.0	0	0	0
2017	2/2	6	74	12.3	24	0	0	0	0.0	0	0	0
2019	2/1	12	179	14.9	43	0	1	3	3.0	3	0	0
Playoffs	5/3	21	281	13.4	43	0	1	3	3.0	3	0	0

SINGLE-GAME CAREER HIGHS (* - playoffs)

Receptions14.....	vs. Buffalo, 9/23/18	ST Tackles3.....	at Chicago, 11/16/14
Receiving Yards202.....	at Green Bay, 12/24/16	Blocked Punt Return1.....	vs. Carolina, 11/30/14
Long reception71t.....	at Green Bay, 12/24/16	Long Blocked Punt Return30t.....	vs. Carolina, 11/30/14
TD Receptions2.....	8x, last at San Francisco, 11/28/21	Kickoff Return1.....	3x, last at Green Bay, 12/24/16
Rushing Attempts2.....	at Green Bay, 1/3/16	Long Kickoff Return21.....	vs. Green Bay, 11/23/14
Rushing Yards67.....	at Green Bay, 1/3/16	Punt Return2.....	2x, last vs. Dallas, 12/1/16
Long Rush41.....	at Green Bay, 1/3/16	Long Punt Return9.....	at Jacksonville, 12/11/16
Rushing TD1.....	vs. Oakland, 9/22/19	Total TDs2.....	4x, last at Cincinnati, 9/12/21
2-Point Conversion1.....	at Chi., 11/18/18; vs. GB 9/13/20		

THIELEN'S TOUCHDOWNS

GAME	PLAY
vs. Carolina, 11/30/14.....	30-yard blocked punt return
vs. Chicago, 12/28/14.....	44 pass from Bridgewater
vs. Houston, 10/9/16.....	36 pass from Bradford
at Washington, 11/13/16.....	1 pass from Bradford
vs. Arizona, 11/20/16.....	16 pass from Bradford
at Green Bay, 12/24/16.....	71, 8 pass from Bradford
at Cleveland (UK), 10/29/17.....	18 pass from Keenum
at Washington, 11/12/17.....	1 pass from Keenum
vs. L.A. Rams, 11/19/17.....	65 pass from Keenum
at Carolina, 12/10/17.....	52 pass from Keenum
at Green Bay, 9/16/18.....	22 pass from Cousins
at Los Angeles, 9/27/18.....	45 pass from Cousins
at Philadelphia, 10/7/18.....	3 pass from Cousins
vs. Arizona, 10/14/18.....	13 pass from Cousins
at New York Jets, 10/21/18.....	34 pass from Cousins
vs. New Orleans, 10/28/18.....	1 pass from Cousins
vs. Detroit, 11/4/18.....	2 pass from Cousins
vs. Green Bay, 11/25/18.....	34 pass from Cousins
at New England, 12/2/18.....	5 pass from Cousins
vs. Atlanta, 9/8/19.....	23 pass from Cousins
vs. Oakland, 9/22/19.....	35 pass from Cousins, 1 rush
at New York Giants, 10/6/19.....	15, 9 pass from Cousins
vs. Philadelphia, 10/13/19.....	6 pass from Cousins
at Detroit, 10/20/19.....	25 pass from Cousins
vs. Green Bay, 9/13/20.....	37, 19 pass from Cousins
vs. Tennessee, 9/27/20.....	16 pass from Cousins
at Houston, 10/4/20.....	9 pass from Cousins
at Seattle, 10/11/20.....	3, 6 pass from Cousins
vs. Atlanta, 10/18/20.....	2 pass from Cousins
at Chicago, 11/18/20.....	17, 6 pass from Cousins
vs. Dallas, 11/22/20.....	2, 3 pass from Cousins
vs. Jacksonville, 12/6/20.....	3 pass from Cousins
vs. Chicago, 12/20/20.....	3 pass from Cousins
at New Orleans, 12/25/20.....	1 pass from Cousins
at Cincinnati, 9/12/21.....	5, 24 pass from Cousins
at Arizona, 9/19/21.....	7 pass from Cousins
vs. Seattle, 9/26/21.....	15 pass from Cousins
at Carolina, 10/17/21.....	5 pass from Cousins
vs. Dallas, 10/31/21.....	20 pass from Cousins
at Baltimore, 11/7/21.....	1 pass from Cousins
vs. Green Bay, 11/21/21.....	1 pass from Cousins
at San Francisco, 11/28/21.....	2 pass from Cousins
at San Francisco, 11/28/21.....	20 pass from Cousins
vs. Detroit.....	1 pass from Cousins
Total.....	52 (1 rush, 1 BPR, 50 receiving)

THIELEN'S 100-YARD GAMES (21) (*1 - playoffs)

Game.....	Yds/Rec/TD
vs. Houston, 10/9/16.....	127/7/1
at Jacksonville, 12/11/16.....	101/4/0
at Green Bay, 12/24/16.....	202/12/2
vs. New Orleans, 9/11/17.....	157/9/0
at Washington, 11/12/17.....	166/8/1
vs. LA Rams, 11/19/17.....	123/6/1
at Carolina, 12/10/17.....	105/6/1
vs. San Francisco, 9/11/18.....	102/6/0
at Green Bay, 9/16/18.....	131/12/1
vs. Buffalo, 9/23/18.....	105/14/0
at LA Rams, 9/27/18.....	135/8/1
at Philadelphia, 10/7/18.....	116/7/1
vs. Arizona, 10/14/18.....	123/11/1
at NY Jets, 10/21/18.....	110/9/1
vs. New Orleans, 10/28/18.....	103/7/1
vs. Green Bay, 11/25/18.....	125/8/1
at NY Giants, 10/6/19.....	130/7/2
at New Orleans, 1/5/20*.....	129/7/0
vs. Green Bay, 9/13/20.....	110/6/2
at Houston, 10/4/20.....	114/8/1
vs. Dallas, 11/22/20.....	123/8/2
at Carolina, 10/17/21.....	126/11/1

THIELEN'S 2-PT CONVERSIONS

GAME	PLAY
at Chicago, 11/18/18.....	pass from Cousins
vs. Green Bay, 9/13/20.....	pass from Cousins
Total.....	2 (2 receiving)

THIELEN'S GAME-BY-GAME (*STARTS)

RECEIVING						RUSHING					
2014	MIN	No.	Yds.	Avg.	Lg.	TD	No.	Yds.	Avg.	Lg.	TD
9/7	@ STL	0	0	0	0	0	0	0	0.0	0	0
9/14	NE	0	0	0	0	0	0	0	0.0	0	0
9/21	@ NO*	0	0	0	0	0	0	0	0.0	0	0
9/28	ATL	0	0	0	0	0	0	0	0.0	0	0
10/2	@ GB	4	57	14.3	17	0	0	0	0.0	0	0
10/12	DET	0	0	0	0	0	0	0	0.0	0	0
10/19	@ BUF*	0	0	0	0	0	0	0	0.0	0	0
10/26	@ TB	0	0	0	0	0	0	0	0.0	0	0
11/2	WAS	0	0	0	0	0	0	0	0.0	0	0
11/16	@ CHI	0	0	0	0	0	0	0	0.0	0	0
11/23	GB	0	0	0	0	0	0	0	0.0	0	0
11/30	CAR	0	0	0	0	0	0	0	0.0	0	0
12/7	NYJ	0	0	0	0	0	0	0	0.0	0	0
12/14	@ DET	0	0	0	0	0	0	0	0.0	0	0
12/21	@ MIA	1	12	12.0	12	0	0	0	0.0	0	0
12/28	CHI	3	68	22.6	44t	1	0	0	0.0	0	0
GP/GS: 16/2		8	137	17.1	44t	1	0	0	0.0	0	0

		RECEIVING					RUSHING				
2015	MIN	No.	Yds.	Avg.	Lg.	TD	No.	Yds.	Avg.	Lg.	TD
9/14	@ SF	0	0	0.0	0	0	0	0	0.0	0	0
9/20	DET	0	0	0.0	0	0	0	0	0.0	0	0
9/27	SD	2	16	8.0	11	0	0	0	0.0	0	0
10/4	@ DEN	6	70	11.7	18	0	0	0	0.0	0	0
10/18	KC	0	0	0.0	0	0	0	0	0.0	0	0
10/25	@ DET	1	30	30.0	30	0	0	0	0.0	0	0
11/1	@ CHI	0	0	0.0	0	0	0	0	0.0	0	0
11/8	STL	0	0	0.0	0	0	0	0	0.0	0	0
11/15	@ OAK	0	0	0.0	0	0	1	14	14.0	14	0
11/22	GB	0	0	0.0	0	0	0	0	0.0	0	0
11/29	@ ATL	0	0	0.0	0	0	0	0	0.0	0	0
12/6	SEA	0	0	0.0	0	0	0	0	0.0	0	0
12/10	@ AZ	1	7	7.0	7	0	0	0	0.0	0	0
12/20	CHI*	0	0	0.0	0	0	1	8	8.0	8	0
12/27	NYG*	1	5	5.0	5	0	0	0	0.0	0	0
1/3/16	@ GB	1	16	16.0	16	0	2	67	33.5	41	0
GP/GS: 16/2		12	144	12.0	30	0	4	89	22.3	41	0

2015 PLAYOFFS			RECEIVING				RUSHING					
Year	GP/GS	Att.	Yds.	Avg.	Lg.	TD	No.	Yds.	Avg.	Lg.	TD	ST TKL
1/10/16	SEA	0	0	0.0	0	0	0	0	0.0	0	0	0
GP/GS: 1/0		0	0	0.0	0	0	0	0	0.0	0	0	0

		RECEIVING					RUSHING				
2016	MIN	No.	Yds.	Avg.	Lg.	TD	No.	Yds.	Avg.	Lg.	TD
9/11	@ TEN	4	54	13.5	21	0	0	0	0.0	0	0
9/18	GB*	4	41	10.3	15	0	0	0	0.0	0	0
9/25	@ CAR	3	29	9.7	19	0	0	0	0.0	0	0
10/3	NYG	2	21	10.5	18	0	0	0	0.0	0	0
10/9	HOU*	7	127	18.1	36t	1	0	0	0.0	0	0
10/23	@ PHI*	2	52	26.0	27	0	0	0	0.0	0	0
10/31	@ CHI	3	40	13.3	21	0	0	0	0.0	0	0
11/6	DET*	4	68	17.0	29	0	0	0	0.0	0	0
11/13	@ WAS	3	21	7.0	11	1	1	11	11.0	11	0
11/20	ARI*	5	65	13.0	22	1	0	0	0.0	0	0
11/24	@ DET*	8	53	6.6	10	0	0	0	0.0	0	0
12/1	DAL	7	86	12.3	23	0	0	0	0.0	0	0
12/11	@ JAX*	4	101	25.3	41	0	0	0	0.0	0	0
12/18	IND*	0	0	0.0	0	0	0	0	0.0	0	0
12/24	@ GB*	12	202	16.8	71t	2	1	4	4.0	4	0
1/1/17	CHI*	1	7	7.0	7	0	0	0	0.0	0	0
GP/GS: 16/10		69	967	14.0	71t	5	2	15	7.5	11	0

		RECEIVING					RUSHING				
2017	MIN	No.	Yds.	Avg.	Lg.	TD	No.	Yds.	Avg.	Lg.	TD
9/7	@ STL	0	0	0	0	0	0	0	0.0	0	0
9/14	NE	0	0	0	0	0	0	0	0.0	0	0
9/21	@ NO*	0	0	0	0	0	0	0	0.0	0	0
9/28	ATL	0	0	0	0	0	0	0	0.0	0	0
10/2	@ GB	4	57	14.3	17	0	0	0	0.0	0	0
10/12	DET	0	0	0	0	0	0	0	0.0	0	0
10/19	@ BUF*	0	0	0	0	0	0	0	0.0	0	0
10/26	@ TB	0	0	0	0	0	0	0	0.0	0	0
11/2	WAS	0	0	0	0	0	0	0	0.0	0	0
11/16	@ CHI	0	0	0	0	0	0	0	0.0	0	0
11/23	GB	0	0	0	0	0	0	0	0.0	0	0
11/30	CAR	0	0	0	0	0	0	0	0.0	0	0
12/7	NYJ	0	0	0	0	0	0	0	0.0	0	0
12/14	@ DET	0	0	0	0	0	0	0	0.0	0	0
12/21	@ MIA	1	12	12.0	12	0	0	0	0.0	0	0
12/28	CHI	3	68	22.6	44t	1	0	0	0.0	0	0
GP/GS: 16/2		8	137	17.1	44t	1	0	0	0.0	0	0

2017 PLAYOFFS			RECEIVING					RUSHING				
Year	GP/GS	Att.	Yds.	Avg.	Lg.	TD	No.	Yds.	Avg.	Lg.	TD	ST TKL
1/14/18	NO*	6	74	12.3	24	0	0	0.0	0	0	0	0
1/21/18	@ PHI*	3	28	9.3	12	0	0	0.0	0	0	0	0
GP/GS: 2/2		9	102	11.3	24	0	0	0.0	0	0	0	0

			RECEIVING					RUSHING				
2018	MIN	No.	Yds.	Avg.	Lg.	TD	No.	Yds.	Avg.	Lg.	TD	
9/11	SF*	6	102	17.0	34	0	0	0	0.0	0	0	0
9/16	@ GB*	12	131	10.9	25	1	0	0	0.0	0	0	0
9/23	BUF*	14	105	7.5	19	0	0	0	0.0	0	0	0
9/27	@ LAR*	8	135	16.9	45t	1	0	0	0.0	0	0	0
10/7	@ PHI*	7	116	16.6	68	1	0	0	0.0	0	0	0
10/14	ARI*	11	123	11.2	17	1	0	0	0.0	0	0	0
10/21	@ NYJ*	9	110	12.2	34	1	0	0	0.0	0	0	0
10/28	NO*	7	103	14.7	28	1	1	15	15.0	15	0	0
11/4	DET*	4	22	5.5	11	1	1	5	5.0	5	0	0
11/18	@ CHI*	7	66	9.4	13	0	0	0	0.0	0	0	0
11/25	GB*	8	125	15.6	33	1	0	0	0.0	0	0	0
12/2	@ NE*	5	28	5.6	9	1	0	0	0.0	0	0	0
12/10	@ SEA*	5	70	14.0	35	0	1	8	8.0	0	0	0
12/16	MIA*	2	19	9.5	14	0	0	0	0.0	0	0	0
12/23	@ DET*	5	80	16.0	40	0	1	3	3.0	3	0	0
12/30	CHI*	3	38	12.7	18	0	1	-1	-1.0	-1	0	0
GP/GS: 16/16		113	1,373	12.2	68	9	5	30	6.0	15	0	0

			RECEIVING					RUSHING				
2019	MIN	No.	Yds.	Avg.	Lg.	TD	No.	Yds.	Avg.	Lg.	TD	
9/8	ATL*	3	43	14.3	23t	1	0	0	0.0	0	0	0
9/15	@ GB*	5	75	15.0	30	0	0	0	0.0	0	0	0
9/22	OAK*	3	55	18.3	35t	1	1	1	1.0	1	1	1
9/29	@ CHI*	2	6	3.0	6	0	0	0	0.0	0	0	0
10/6	@ NYG*	7	130	18.6	44	2	0	0	0.0	0	0	0
10/13	PHI*	6	57	9.5	20	1	1	0	0.0	0	0	0
10/20	@ DET*	1	25	25.0	25	1	0	0	0.0	0	0	0
10/24	WAS					INACTIVE						
11/3	@ KC*	0	0	0.0	0	0	0	0	0.0	0	0	0
11/10	@ DAL					INACTIVE						
11/17	DEN					INACTIVE						
12/2	@ SEA					INACTIVE						
12/8	DET					INACTIVE						
12/15	@ LAC*	3	27	9.0	13	0	1	3	3.0	3	0	0
12/23	GB*	0	0	0.0	0	0	1	2	2.0	2	0	0
12/29	CHI					DID NOT PLAY						
GP/GS: 10/10		30	418	13.9	44	6	4	6	1.5	3	1	1

2019 PLAYOFFS			RECEIVING					RUSHING				
Year	GP/GS	Att.	Yds.	Avg.	Lg.	TD	No.	Yds.	Avg.	Lg.	TD	ST TKL
1/5/20	@ NO*	7	129	18.4	43	0	1	3	3.0	3	0	0
1/11/20	@ SF	5	50	10.0	17	0	0	0	0.0	0	0	0
GP/GS: 2/1		12	179	14.9	43	0	1	3	3.0	3	0	0

RARE WITH THE BALL IN THE AIR

VIKINGS CAREER 100+ YARD RECEIVING GAMES (REGULAR SEASONS ONLY)												
PLAYER											100+ GAMES	
Randy Moss											41	
Cris Carter											40	
Anthony Carter											22	
Adam Thielen											21	
Jake Reed											18	

2020	MIN	RECEIVING					RUSHING				
		No.	Yds.	Avg.	Lg.	TD	No.	Yds.	Avg.	Lg.	TD
9/13	GB*	6	110	18.3	37t	2	0	0	0.0	0	0
9/20	@ IND*	3	31	10.3	18	0	0	0	0.0	0	0
9/27	TEN*	3	29	9.7	16t	1	1	4	4.0	4	0
10/4	@ HOU*	8	114	14.3	39	1	1	8	8.0	8	0
10/11	@ SEA*	9	80	8.9	14	2	1	3	3.0	3	0
10/18	ATL*	3	51	17.0	35	1	0	0	0.0	0	0
11/1	@ GB*	3	27	9.0	12	0	0	0	0.0	0	0
11/8	DET*	2	38	19.0	30	0	0	0	0.0	0	0
11/16	@ CHI*	4	43	10.8	17t	2	0	0	0.0	0	0
11/22	DAL*	8	123	15.4	51	2	0	0	0.0	0	0
11/23	GB	RESERVE/COVID-19									
12/6	JAX*	8	75	9.4	14	1	0	0	0.0	0	0
12/13	@ TB*	3	39	13.0	15	0	0	0	0.0	0	0
12/20	CHI*	2	11	5.5	8	1	0	0	0.0	0	0
12/25	@ NO*	8	97	12.1	24	1	0	0	0.0	0	0
1/3	@ DET*	4	57	14.3	20	0	0	0	0.0	0	0
GP/GS: 14/14		74	925	12.5	51	14	3	15	5.0	8	0

2021	MIN	RECEIVING					RUSHING				
		No.	Yards	Avg.	Long	TD	No.	Yards	Avg.	Long	TD
9/12	@ CIN*	9	92	10.2	24t	2	0	0	0.0	0	0
9/19	@ ARZ*	6	39	6.5	15	1	0	0	0.0	0	0
9/26	SEA*	6	50	8.3	21	1	0	0	0.0	0	0
10/3	CLE*	3	46	15.3	22	0	0	0	0.0	0	0
10/10	DET*	2	40	20.0	21	0	0	0	0.0	0	0
10/17	@ CAR*	11	126	11.5	35	1	0	0	0.0	0	0
10/31	DAL*	6	78	13.0	32	1	0	0	0.0	0	0
11/7	@ BAL*	2	6	3.0	5	1	0	0	0.0	0	0
11/14	@ LAC*	5	65	13.0	19	0	0	0	0.0	0	0
11/21	GB*	8	82	10.3	26	1	0	0	0.0	0	0
11/28	@ SF*	5	62	12.4	29	2	0	0	0.0	0	0
12/5	@ DET	1	0	0.0	0	0	0	0	0.0	0	0
2021	MIN	RECEIVING					RUSHING				
		No.	Yards	Avg.	Long	TD	No.	Yards	Avg.	Long	TD
12/9	PIT					INACTIVE					
12/20	@ CHI					INACTIVE					
12/26	LAR*	3	40	13.3	25	0	0	0	0.0	0	0
1/2	@ GB					RESERVE/INJURED					

2022	MIN	RECEIVING					RUSHING				
		No.	Yards	Avg.	Long	TD	Att.	Yards	Avg.	Long	TD
9/11	GB	3	36	12.0	22	0	0	0	0	0	0
9/19	@ PHI	4	52	13.0	19	0	0	0	0	0	0
9/25	DET	6	61	10.2	15	1	0	0	0	0	0
10/2	@ NO										
10/9	CHI										
10/16	@ MIA										
10/30	ARI										
11/6	@ WAS										
11/13	@ BUF										
11/20	DAL										
11/24	NE										
12/4	NYJ										
12/11	@ DET										
TBD	IND										
12/24	NYG										
1/1/23	@ GB										
TBD	@ CHI										
GP/GS: 3/3		13	149	11.5	22	1	0	0	0	0	0

STACKING UP AGAINST HISTORY

VIKINGS CAREER RECEIVING TOUCHDOWNS

PLAYER	TDs
Cris Carter	110
Randy Moss	92
Anthony Carter	52
Sammy White.....	50
Adam Thielen	50



TRAVIS TOIVONEN

87

POSITION: Wide Receiver

HEIGHT/WEIGHT: 6-4/212

DOB: 4-22-98

HOMETOWN: Red Wing, Minnesota

COLLEGE: North Dakota

ACQUIRED: UDFA '21

NFL SEASON: 2

VIKINGS SEASON: 1

2022 GP/GS
0/0

Career GP/GS
0/0

Playoffs GP/GS
0/0

OFF THE FIELD

- Majored in Entrepreneurship
- Son of Doug and Lisa Toivonen
- Brother, Isaac, plays tennis at Concordia College (Minn.)
- Sister, Marisa, recently finished her collegiate golf career at Augustana College.
- Played Basketball in high school

TRANSACTIONS

- Signed with the Seattle Seahawks as an undrafted free agent on 6/8/21
- Waived by the Seahawks on 8/31/21
- Signed by Giants to practice squad on 10/19/21
- Signed by the Giants on 1/10/22
- Waived by the Giants on 7/26/22
- Signed by the Giants on 8/26/22
- Signed by the Vikings to practice squad on 9/1/22

CAREER NOTES

Honors

- 2017 Big Sky All-Academic Team

College - North Dakota

- Played in 41 games with 21 starts for North Dakota (2016-19) and caught 137 passes for 1,705 yards and 13 touchdowns. Also, recorded 10 rushes for 89 yards and two touchdowns

Prep - Red Wing High School

- Named to the 2015 American Family Insurance All-USA Minnesota Football Team as a second team wide receiver
- Earned Minnesota Associated Press Class 4A All-State third team honors after leading the state in receiving yards with 1,037 in eight regular season games
- Named the Republican Eagle All-Area Player of the Year after finishing season with 64 receptions for 1,287 yards and 11 touchdowns
- Named the Republican Eagle All-Area Player of the Year in basketball following junior and senior seasons

TOIVONEN'S REGULAR SEASON STATISTICS

Year	GP/GS	No.	RECEIVING				Att.	RUSHING				TD	ST	TKL
			Yds.	Avg.	Lg.	TD		Yds.	Avg.	Lg.	TD			
2021 (NYG)	PS													
2022 (Min)	PS													
Totals														



DALVIN TOMLINSON

94

POSITION: Defensive Tackle

HEIGHT/WEIGHT: 6-3/325

DOB: 8-20-93

HOMETOWN: McDonough, Georgia

COLLEGE: Alabama

ACQUIRED: FA (NYG) '21

NFL SEASON: 6

VIKINGS SEASON: 2

2022 GP/GS
3/3

Career GP/GS
83/83 (18/18-MIN, 64/64-NYG)

Playoffs GP/GS
0/0

OFF THE FIELD

- Was the Giants 2020 Walter Payton Man of the Year nominee and 2019 nominee for the NFL's Anything but Ordinary Player of the Year award.
- Kicked off Crucial Catch Month by visiting the American Cancer Society's Hope Lodge in New York, where families stay free of charge while receiving cancer treatments.
- During Salute to Service month, played video games with veterans through the Wounded Warrior Project as well as led the veterans on a tour of the facility.
- Joined several teammates and the Newark Bronze Shields, the African-American police officers association within the Newark Police Department, to host a discussion with high school student-athletes about the importance of academics, selecting college majors, academic demands of a college athlete, sports-related occupations and life after sports.
- Attended the Fuel Up to Play 60 Summit in Cleveland, Ohio, and encouraged nearly 300 student leaders from around the country about nutrition and physical fitness.
- A talented musician who plays piano, trumpet and the drums and an artist who excels at pencil drawing.

TRANSACTIONS

- Originally selected in the second round (55th overall) of the 2017 NFL Draft by the New York Giants.
- Signed with Minnesota as a free agent in March 2021.

CAREER NOTES

- Has not missed a game or start, opening all 64 career games.
- Originally selected in second round (No. 55) by NY Giants in 2017.
- Signed with Minnesota as a free agent in March 2021.
- A team captain for Giants in 2020 for first time in his career.
- Was named to PFWA 2017 All-Rookie Team.
- Teammates at Alabama with Vikings TE Irv Smith, Jr.

Honors

- Named to PFWA 2017 All-Rookie Team.
- The Giants 2020 Walter Payton NFL Man of the Year nominee and 2019 nominee for the NFL's Anything but Ordinary Player of the Year award.
- Giants 2019 Art Rooney Sportsmanship Award nominee.

2022 - Minnesota Vikings

- Started season opener against the Packers and recorded one tackle and one fumble recovery.

2021 - Minnesota Vikings

- Started season opener and made his Vikings debut at Cincinnati (9/12), making his Vikings debut.
- Recorded his first sack as a Viking against Cleveland (10/3), which also was the ninth sack of his career.
- Posted 0.5 sacks and recovered a fumble in the win against the Panthers (10/17). His fumble recovery was the first of his career.
- Made one tackle in his return from Reserve/COVID-19 against the Lions (12/5).
- Posted a season-high six tackles and two tackles for loss against the Bears in the season finale (1/9).

2020 - New York Giants

- Started all 16 games and was named a team captain.
- Matched career-best with 3.5 sacks on the season.
- Had six tackles (4 solo), 1.0 sack and two tackles for loss at Dallas (10/11).
- Totaled a season-high eight tackles against Washington (10/18).
- Had three tackles including two tackles for loss and a sack vs. Arizona (12/13).

2019 - New York Giants

- Started all 16 games for the third consecutive season and totaled 49 tackles (23 solo), a career-high 3.5 sacks.
- Recorded seven tackles at New England (10/10).
- Contributed three solo tackles and a sack, a 9-yard takedown of Matthew Stafford, at Detroit (10/27).
- Posted a team and season-best nine tackles (2 solo), including a 5-yard sack of Sam Darnold at NY Jets (11/10).
- Was credited with his first career forced fumble at Philadelphia (12/9) when he caused QB Carson Wentz to lose the ball, which was recovered by LB David Mayo.

2018 - New York Giants

- Started all 16 games and finished with 59 tackles (28 solo), including five tackles for loss.
- Opened season with five tackles (3 solo) vs. Jacksonville (9/9).
- Had six tackles (2 solo) vs. Tampa Bay (11/18), four solo stops at Philadelphia (11/25), and a season-high seven tackles (4 solo) vs. Chicago (12/2).

2017 - New York Giants

- Started all 16 games and was selected to the PFWA All-Rookie Team.
- He was the third consecutive Giants second-round draft choice to start all 16 games as a rookie, joining Landon Collins (2015) and Sterling Shepard (2016).
- First Giants rookie DL to start 16 games since Barry Cofield in 2006.
- Had four tackles (1 solo) in his NFL debut at Dallas (9/10).
- Tallied six tackles (3 solo) vs. Kansas City (11/19).
- Registered two tackles (1 solo) and his first career sack, on Kirk Cousins, at Washington (11/23).
- Contributed a season-high seven tackles (2 solo) at Oakland (12/3).

College - Alabama

- Played in 45 games with 15 starts at Alabama from 2013-16, helping team to national title in 2015 with a win over Clemson in the title game. As a senior in 2016, lost in national championship game to Clemson two years after falling in national semifinal game to Ohio State in 2014.
- Alabama won SEC title in each of his final three seasons.
- Had a career 122 tackles, 11.5 TFLs, 5.0 sacks.
- In 2016, started all 15 games for the Crimson Tide and collected 62 tackles, 5.5 TFL, 3.0 sacks.
- In 2015, played in all 15 games as the top defensive line reserve for the national-champion Crimson Tide.
- In 2014, played in 14 games.
- As a redshirt freshman in 2013, played in opener vs. Virginia Tech (8/31) before suffering a season-ending injury.

Prep - Henry County

- First-Team Georgia Sports Writers Association AAA All-State at Henry County High School.
- As a senior in 2011, had 109 tackles and 8.5 sacks.
- In his junior season, had 76 tackles and 7.5 sacks.

TOMLINSON'S REGULAR SEASON STATISTICS											
Year	GP/GS	Solo	Asst.	Total TKL	Sacks	INTs	PD	TFL	QBH	FF/FR	ST TKL
2017 (Nyg)	16/16	30	20	50	1.0	0	1	1	1	0/0	0
2018 (Nyg)	16/16	28	31	59	0.0	0	0	5	0	0/0	0
2019 (Nyg)	16/16	23	26	49	3.5	0	0	7	9	1/0	0
2020 (Nyg)	16/16	25	24	49	3.5	0	4	8	10	0/0	0
2021 (Min)	16/16	17	22	39	2.5	0	2	2	7	0/1	0
2022 (Min)	3/3	4	8	12	0.5	0	0	0	1	0/1	0
Totals	83/83	127	131	258	11.0	0	7	23	28	1/2	0

SINGLE-GAME CAREER HIGHS (* - playoffs)

Tackles 9	at New York Jets, 11/10/19	Tackles for Loss 2	7x, last vs. Chicago, 1/2/22
Solo Tackles 5	at New England, 10/10/19	Forced Fumble 1	at Philadelphia, 12/9/19
Sacks 1.0	9x, last vs. Chicago, 1/9/22	Fumble Recovery 1	at Carolina, 10/17/21
Pass Defensed 1	7x, last vs. LAR, 12/26/21		

TOMLINSON'S SACKS		
GAME	QB	SACK
at Washington, 11/23/17	Kirk Cousins.....	1.0
vs. Washington, 9/29/19	Dwayne Haskins	0.5
at Detroit, 10/27/19	Matt Stafford	1.0
at New York Jets, 11/10/19 ..	Sam Darnold.....	1.0
vs. Miami, 12/15/19	Ryan Fitzpatrick	1.0
at Dallas, 10/11/20	Andy Dalton	1.0
at Washington, 11/8/20	Alex Smith.....	0.5
vs. Arizona, 12/13/20	Kyler Murray	1.0
vs. Dallas, 1/3/21.....	Andy Dalton	1.0
vs. Cleveland, 10/3/21.....	Baker Mayfield	1.0
at Carolina, 10/17/21	Sam Darnold.....	0.5
vs. Chicago, 1/9/22	Andy Dalton	1.0
at Philadelphia, 9/19/22.....	Jalen Hurts.....	0.5
Total		11.0

TOMLINSON'S REGULAR SEASON STATISTICS

2017	NYG	U	A	T	TFL	SK	QH	FF	FR	INT	PD
9/10	@ DAL*	1	3	4	0	0.0	0	0	0	0	0
9/18	DET*	2	2	4	0	0.0	0	0	0	0	0
9/24	@ PHI*	2	1	3	0	0.0	0	0	0	0	0
10/1	@ TB*	2	1	3	0	0.0	0	0	0	0	0
10/8	LAC*	0	2	2	0	0.0	0	0	0	0	0
10/15	@ DEN*	1	0	1	0	0.0	0	0	0	0	0
10/22	SEA*	1	0	1	0	0.0	0	0	0	0	0
11/5	LAR*	3	1	4	0	0.0	0	0	0	0	0
11/12	@ SF*	0	0	0	0	0.0	0	0	0	0	0
11/19	KC*	3	3	6	0	0.0	0	0	0	0	0
11/23	@ WAS*	1	1	2	1	1.0	1	0	0	0	0
12/3	@ OAK*	2	5	7	0	0.0	0	0	0	0	0
12/10	DAL*	3	0	3	0	0.0	0	0	0	0	0
12/17	PHI*	3	0	3	0	0.0	0	0	0	0	0
12/24	@ ARI*	3	0	3	0	0.0	0	0	0	0	0
12/31	WAS*	3	1	4	0	0.0	0	0	0	0	1
GP/GS: 16/16		20	30	50	1	1.0	1	0	0	0	1

2018	NYG	U	A	T	TFL	SK	QH	FF	FR	INT	PD
9/9	JAX*	3	2	5	0	0.0	0	0	0	0	0
9/16	@ DAL*	1	1	2	0	0.0	0	0	0	0	0
9/23	@ HOU*	0	4	4	0	0.0	0	0	0	0	0
9/30	NO*	1	1	2	0	0.0	0	0	0	0	0
10/7	@ CAR*	1	2	3	0	0.0	0	0	0	0	0
10/11	PHI*	1	0	1	0	0.0	0	0	0	0	0
10/22	@ ATL*	3	1	4	0	0.0	0	0	0	0	0
10/28	WAS*	1	2	3	0	0.0	0	0	0	0	0
11/12	@ SF*	1	3	4	1	0.0	0	0	0	0	0
11/18	TB*	2	4	6	0	0.0	0	0	0	0	0
11/25	@ PHI*	4	0	4	0	0.0	0	0	0	0	0
12/2	CHI*	4	3	7	2	0.0	0	0	0	0	0
12/9	@ WAS*	0	2	2	0	0.0	0	0	0	0	0
12/16	TEN*	1	3	4	0	0.0	0	0	0	0	0
12/23	@ IND*	2	2	4	1	0.0	0	0	0	0	0
12/30	DAL*	3	1	4	1	0.0	0	0	0	0	0
GP/GS: 16/16		28	31	59	4	0.0	0	0	0	0	0

2019	NYG	U	A	T	TFL	SK	QH	FF	FR	INT	PD
9/8	@ DAL*	1	1	2	0	0.0	0	0	0	0	0
9/15	BUF*	1	2	3	0	0.0	0	0	0	0	0
9/22	@ TB*	0	1	1	0	0.0	1	0	0	0	0
9/29	WAS*	0	2	2	0	0.5	2	0	0	0	0
10/6	MIN*	0	0	0	0	0.0	0	0	0	0	0
10/10	@ NE*	6	1	7	0	0.0	0	0	0	0	0
10/20	ARI*	1	1	2	1	0.0	0	0	0	0	0
10/27	@ DET*	3	0	3	2	1.0	1	0	0	0	0
11/4	DAL*	0	0	2	0	0.0	0	0	0	0	0
11/10	@ NYJ*	2	7	9	1	1.0	1	0	0	0	0
11/24	@ CHI*	0	3	3	0	0.0	1	0	0	0	0
12/1	GB*	2	1	3	0	0.0	0	0	0	0	0
12/9	@ PHI*	1	4	5	0	0.0	2	1	0	0	0
12/15	MIA*	1	2	3	1	1.0	1	0	0	0	0
12/22	@ WAS*	2	0	2	2	0.0	0	0	0	0	0
12/29	PHI*	0	2	2	0	0.0	0	0	0	0	0
GP/GS: 16/16		23	26	49	7	3.5	9	1	0	0	0

2020	NYG	U	A	T	TFL	SK	QH	FF	FR	INT	PD
9/14	PIT*	1	0	1	0	0.0	0	0	0	0	0
9/20	@ CHI*	3	2	5	0	0.0	0	0	0	0	1
9/27	SF*	3	2	5	2	0.0	2	0	0	0	0
10/4	@ LAR*	1	1	2	1	0.0	0	0	0	0	1
10/11	@ DAL*	4	2	6	2	1.0	1	0	0	0	0
10/18	WAS*	1	7	8	0	0.0	1	0	0	0	1
10/22	@ PHI*	3	0	3	0	0.0	0	0	0	0	1
11/2	TB*	2	1	3	0	0.0	1	0	0	0	0
11/8	@ WAS*	0	1	1	0	0.5	1	0	0	0	1
11/15	PHI*	0	1	1	0	0.0	1	0	0	0	0
11/29	@ CIN*	0	1	1	0	0.0	0	0	0	0	0
12/6	@ SEA*	0	1	1	0	0.0	0	0	0	0	0
12/13	ARI*	2	1	3	2	1.0	1	0	0	0	0
12/20	CLE*	0	3	3	0	0.0	0	0	0	0	0
12/27	@ BAL*	3	1	4	0	0.0	0	0	0	0	0
12/29	DAL*	2	0	2	1	1.0	1	0	0	0	0
GP/GS: 16/16		25	24	49	8	3.5	9	0	0	0	5

2021	MIN	U	A	T	TFL	SK	QH	FF	FR	INT	PD
9/12	at CIN*	2	2	4	0	0.0	1	0	0	0	0
9/19	at ARZ*	0	1	1	0	0.0	0	0	0	0	0
9/26	SEA*	2	0	2	0	0.0	0	0	0	0	0
10/3	CLE*	2	1	3	0	1.0	1	0	0	0	0
10/10	DET*	0	1	1	0	0.0	0	0	0	0	0
10/17	at CAR*	0	4	4	0	0.5	1	0	1	0	0
10/31	DAL*	1	2	3	0	0.0	0	0	0	0	0
11/7	at BAL*	0	3	3	0	0.0	0	0	0	0	0
11/14	at LAC*	0	2	2	0	0.0	0	0	0	0	1
11/21	GB*	1	2	3	0	0.0	0	0	0	0	0
11/28	at SF					RESERVE/COVID-19					
12/5	at DET*	1	0	1	0	0.0	0	0	0	0	0
12/9	PIT*	1	1	2	0	0.0	0	0	0	0	0
12/20	at CHI*	0	0	0	0	0.0	0	0	0	0	0
12/26	LAR*	2	1	3	0	0.0	2	0	0	0	1
1/2	at GB*	1	0	1	0	0.0	1	0	0	0	0
1/9	CHI*	4	2	6	2	1.0	1	0	0	0	0
GP/GS: 15/15		17	22	39	2	2.5	7	0	1	0	2

2022	MIN	U	A	T	TFL	SK	QH	FF	FR	INT	PD
9/11	GB	0	1	1	0	0.0	0	0	1	0	0
9/19	@ PHI	3	4	7	0	0.5	1	0	0	0	0
9/25	DET	1	3	4	0	0.0	0	0	0	0	0
10/2	@ NO*										
10/9	CHI										
10/16	@ MIA										
10/30	ARI										
11/6	@ WAS										
11/13	@ BUF										
11/20	DAL										
11/24	NE										
12/4	NYJ										
12/11	@ DET										
TBD	IND										
12/24	NYG										
1/1/23	@ GB										
TBD	@ CHI										
GP/GS: 3/3		4	8	12	0	0.5	0	0	1	0	0



JAYLEN TWYMAN

93

POSITION: Defensive Line
HEIGHT/WEIGHT: 6-2/285
DOB: 7-19-99
HOMETOWN: Washington, D.C.

COLLEGE: Pittsburgh
ACQUIRED: D6 (#199) '21
NFL SEASON: 1
VIKINGS SEASON: 1

2022 GP/GS
0/0

Career GP/GS
0/0

Playoffs GP/GS
0/0

OFF THE FIELD

- Majored in communications.
- Uncle, Parnell Motley, played cornerback at Oklahoma (2016-19).

TRANSACTIONS

- Originally selected in the sixth round (199th overall) in the 2021 NFL Draft, becoming the third defensive lineman taken by the team.

CAREER NOTES

- Named Second-Team All-America and First-Team All-ACC for 2019 sophomore campaign.
- Opted out of his 2020 college season at Pitt.
- In 2019, became the first DT to lead Pitt in sacks (10.5) since Aaron Donald in 2013.
- Joined fellow Pitt linemate Patrick Jones II as a 2021 Vikings draft pick and reunited with former 2017 Panthers teammate T Brian O'Neill with the Vikings.

2021 - Minnesota Vikings

- Placed on Reserve/Non-Football Injury for season.

College - Pittsburgh

- Started 14 of the 26 games he played at Pitt, playing in 2018 and 2019 before opting out for the 2020 season.
- Started all 13 games in 2019, notching career-best and team-high 10.5 sacks en route to Second-Team All-America honors from *The Associated Press*, Football Writers Association and Walter Camp.
- Earned First-Team All-ACC in 2019 and was named Outland Trophy National Defensive Player of the Month for September.
- Was first Pitt DT since Aaron Donald (11.0 in 2013) to lead the team in sacks with his 10.5 in 2019.
- Tied for team-best with 12 tackles for loss and had 41 tackles in 2019.
- Honored as the ACC Defensive Lineman of Week for his 2.5-sack performance against North Carolina.
- Had 3.0 sacks against Ohio, the most by a Pitt player since 2015 and the highest sack total by a Pitt DT since Aaron Donald had 3.0 vs. Utah in 2011.
- Played in 13 games and made first career start vs. Duke in 2018.
- Had 16 tackles, 1.5 tackles for loss and 0.5 sack, sharing his first sack against Clemson in ACC title game along with four tackles.
- Redshirted in 2017.

Prep - H.D. Woodson

- Had 91 tackles and 8.0 sacks as a senior to lead H.D. Woodson to an 11-2 record, the DCIAA title and the D.C. State Class AA final.
- Helped the Warriors to a combined 31-10 record and DCIAA titles in his final three seasons.

TWYMAN'S REGULAR SEASON STATISTICS

Year	GP/GS	Solo	Asst.	Total TKL	Sacks	INTs	PBU	TFL	QBH	FF/FR	ST TKL
2021 (Min)	NFI	0	0	0	0.0	0	0	0	0	0/0	0
2022 (Min)	PS	0	0	0	0.0	0	0	0	0	0.0	0
Totals	0/0	0	0	0	0.0	0	0	0	0	0/0	0



OLISAEMEKA UDOH

74

POSITION: Guard
HEIGHT/WEIGHT: 6-6/320
DOB: 2-14-97
HOMETOWN: Fayetteville, North Carolina

COLLEGE: Elon
ACQUIRED: D6c (#193) '19
NFL SEASON: 4
VIKINGS SEASON: 4

2022 GP/GS
3/0

Career GP/GS
26/16

Playoffs GP/GS
0/0

OFF THE FIELD

- Donated 500 meals to workers at Cape Fear Valley Medical Center as they worked around the clock to treat Coronavirus patients.
- Name is pronounced OH-lee-suh-MEE-kah OO-doh, translates to "God is good."
- Earned degree in exercise science in spring 2018, playing final season at Elon as a graduate.
- Parents, Benjamin and Rita, are a doctor and nurse in their own medical practice, Hanora Medical Center in Fayetteville.
- Both parents were born in Nigeria, and the family regularly visits relatives there.
- Sister Ona was a starter on the Wake Forest WBB team, playing her final season in 2019-20.
- Younger brother, Ezemdi, is on the football team at North Carolina State, entering his third season in 2022.
- Interested in pursuing career in medicine like his parents following his football career.

TRANSACTIONS

- Originally selected in the sixth round (193rd overall) in the 2019 NFL Draft, becoming the second Elon player drafted by the Vikings.

CAREER NOTES

- Became the highest-drafted Elon player since RB Jimmy Smith by Washington in 1984 (4th Rd., No. 102).
- Made his NFL debut vs. Chicago on 12/29/19 at RT.
- Started first career game at Cincinnati (9/12/21) in opener.

2022 - Minnesota Vikings

2021 - Minnesota Vikings

- Started all the team's first 13 games (11 at RG and two at LT) this season, only missing one snap during that time frame.
- Started at left tackle in the absence of Christian Darrisaw against the Lions (12/5), and Steelers (12/9).
- After missing going to the bench, Udoh made his 14th start of the season against the Rams (12/26).

2020 - Minnesota Vikings

- Played in season-opener vs. Green Bay (9/13), vs. Atlanta (10/18), at Chicago (11/16), vs. Dallas (11/22), vs. Carolina (11/29) and in season finale at Detroit (1/3/21).
- Inactive at Indianapolis (9/20), vs. Tennessee (9/27), at Houston (10/4), at Seattle (10/11), at Green Bay (11/1), vs. Detroit (11/8), vs. Jacksonville (12/6), at Tampa Bay (12/13) and vs. Chicago (12/20).
- Did not play at New Orleans (12/25).

2019 - Minnesota Vikings

- Made his NFL debut vs. Chicago (12/29), playing at RT when most starters were held out of the game.
- Inactive Weeks 1-16.
- Inactive in the Divisional game at San Francisco (1/11/20) and the Wild Card game at New Orleans (1/5).

College - Elon

- Started 45 consecutive games after redshirting in 2014.
- As a redshirt senior in 2018, earned Phil Steele FCS First-Team All-America honors after the season.
- Earned an invite to the NFL Combine, Senior Bowl and East-West Shrine game.
- A First-Team All-Colonial Athletic Association pick as a senior.
- Elon averaged 199.5 yards per game on the ground to finish second in the CAA in 2018.
- Helped Elon to a 8-4 record in 2017 and a berth in the FCS Playoffs and went 6-5 as a senior with a playoff berth.
- Helped team rebound from a 2-9 mark as a sophomore to earn consecutive playoff berths as a junior and senior.

Prep - Sanford

- Named Second-Team Cape Fear Region as a senior at Sanford High.
- Helped program to state playoffs in 2012 and 2013.
- Was a NCHSAA student-athlete honoree in 2012 and 2013.

UDOH'S CAREER GAMES

Year	GP/GS
2019 (Min).....	1/0
Playoffs.....	0/0
2020 (Min).....	6/0
2021 (Min).....	17/16
2022 (Min).....	3/0
Totals	27/16



LUIJI VILAIN

43

POSITION: Outside Linebacker
HEIGHT/WEIGHT: 6-4/252
DOB: 3-10-98
HOMETOWN: Ottawa, Ontario, Canada

COLLEGE: Wake Forest
ACQUIRED: UDFA '22
NFL SEASON: R
VIKINGS SEASON: R

2022 GP/GS
0/0

Career GP/GS
0/0

Playoffs GP/GS
0/0

OFF THE FIELD

- Received his bachelor's degree in general studies in Spring 2021 from Michigan.
- Played hockey and ran track growing up
- Has an older sister, Merlynda and a little brother, Alex.

TRANSACTIONS

- Signed with the Minnesota Vikings as an undrafted free agent on

CAREER NOTES

- Spent four seasons at Michigan (2017-20).
- Played his final season of college football at Wake Forest in 2021.

College - Michigan/Wake Forest

- Appeared in 12 games at defensive line through four seasons at Michigan.
- Two-time letterwinner at Michigan (2019-20).
- In 2021, played in all 12 games at Wake Forest and led the team in sacks (9.0) while also recording 10 tackles for loss.
- Had a stretch of four consecutive games with a sack between the Norfolk State game and the Louisville game.

Prep - Episcopal High School

- Played for head coach Louis Smith at Epsicopal High School
- Led Episcopal to an 8-1 record in 2016 with a 5-0 mark in conference play
- Notched 45 tackles and eight sacks as a senior
- Made 60 tackles including 15.5 tackles for loss, 4.5 sacks, and recorded three forced fumbles as a junior
- 2017 Under Armour All-America Game selection

VILAIN'S REGULAR SEASON STATISTICS

Year	GP/GS	Solo	Asst.	Total TKL	Sacks	INTs	PBU	TFL	QBH	FF/FR	ST TKL
2022 (Min)	0	0	0	0	0.0	0	0	0.0	0	0	0
Totals	0	0	0	0	0	0	0	0	0	0	0



KENNY WILLEKES

79

POSITION: Defensive Line
HEIGHT/WEIGHT: 6-3/264
DOB: 7-22-97
HOMETOWN: Rockford, Michigan

COLLEGE: Michigan State
ACQUIRED: D7a (#225) '20
NFL SEASON: 3
VIKINGS SEASON: 3

2022 GP/GS
0/0

Career GP/GS
6/0

Playoffs GP/GS
0/0

OFF THE FIELD

- The fifth of eight children in the family. Younger brother Charles, Jr., also played on the Michigan State football team; older brother Lourens is a national champion trampoline gymnast; sister Holliann is a lawyer, and sister Allison is a concert pianist. Father, Charles, is a heart surgeon.
- Graduated with his bachelor's degree in chemistry in December of 2020.

TRANSACTIONS

- Selected in the seventh round (225th overall) of the 2020 NFL Draft.

CAREER NOTES

- Winner of the 2019 Burlsworth Trophy, given to the nation's most outstanding player that began his career as a walk-on.
- Attended Kirk Cousins' football camp as a youngster.
- Named the 2018 Big Ten Defensive Lineman of the Year after leading the conference with 20.5 tackles for loss as a junior.
- Part of a 15-member draft class, the biggest in Vikings history since in a seven-round draft.
- Part of a Big Ten draft class that had the second-most players selected in 2019, only behind the SEC.

2021 - Minnesota Vikings

- Started the 2021 season on the Vikings practice squad.
- Spent training camp and preseason with Vikings.
- Was elevated from the practice squad to the active roster for the Week 8 matchup against the Cowboys (10/31).
- Earned his first career sack, a half sack on Lamar Jackson (11/7). Also posted seven tackles and two quarterback hits in the loss.
- Elevated from the practice squad and played against the Lions (12/5), recording two quarterback hurries on Jared Goff.
- Posted 2.0 sacks against the Bears in the season finale (1/9).

2020 - Minnesota Vikings

- Placed on Reserved/Injured following training camp on 9/2.

College - Michigan State

- A two-time First-Team All-Big Ten DE who finished his Spartans career as school record holder with 51 tackles for loss.
- Ended career third in MSU history with 26.0 sacks.
- Started 38 of his 40 career games, posting 229 tackles, with career-high 78 stops in 2018 and 2019, adding career-high 10.5 sacks in 2019.
- Won the 2019 Burlsworth Trophy, given to the nation's most outstanding player that began his career as a walk-on.
- Named the 2018 Big Ten Defensive Lineman of the Year after leading the conference with 20.5 tackles for loss.
- The first defensive player in school history to win the Governor's Award (team MVP) twice, doing so in 2018 and 2019.
- A two-time Walter Camp All-America, Second-Team in 2018 and 2019.
- Suffered a broken fibula in the 2018 Redbox Bowl vs. Oregon but went on to play the entire 2019 season.

Prep - North Pointe

- A three-time First-Team All-Conference honoree at North Pointe.
- 2014 Michigan AP All-State First-Team LB.
- Helped lead the Mustangs to an 11-2 record and a trip to the Division six semifinals in 2014.
- Helped lead Grand Rapids Catholic Central to the Division I state rugby championship in 2014.

WILLEKES' REGULAR SEASON STATISTICS

Year	GP/GS	Solo	Asst.	Total TKL	Sacks	INTs	PBU	TFL	QBH	FF/FR	ST TKL
2020 (Min)	IR	0	0	0	0.0	0	0	0	0	0/0	0
2021 (Min)	6/0	11	7	18	2.5	0	1	2	7	0/0	0
Total	6/0	11	7	18	2.5	0	1	2	7	0/0	0

SINGLE-GAME CAREER HIGHS (* - playoffs)

Tackles 7 at Baltimore, 11/7/21 QB Hurries 3 vs. Chicago, 1/9/22
Solo Tackles 4 at Baltimore, 11/7/21 Pass Defensed 1 vs. Chicago, 1/9/22
Sacks 2.0 vs. Chicago, 1/9/22 Forced Fumble N/A

WILLEKES' GAME-BY-GAME (*STARTS)											
2021	MIN	U	A	T	TFL	SK	QH	FF	FR	INT	PD
9/12	at CIN					PRACTICE SQUAD					
9/19	at ARZ					PRACTICE SQUAD					
9/26	SEA					PRACTICE SQUAD					
10/3	CLE					PRACTICE SQUAD					
10/10	DET					PRACTICE SQUAD					
10/17	at CAR					PRACTICE SQUAD					
10/31	DAL	0	0	0	0	0.0	0	0	0	0	0
11/7	at BAL	4	3	7	0	0.5	2	0	0	0	0
11/14	at LAC					RESERVE/COVID-19					
11/21	GB					PRACTICE SQUAD					
11/28	at SF					PRACTICE SQUAD					
12/5	at DET	1	1	2	0	0	2	0	0	0	0
12/9	PIT	1	0	1	0	0.0	0	0	0	0	0
12/20	at CHI					PRACTICE SQUAD					
12/26	LAR					PRACTICE SQUAD					
1/2/22	at GB	3	2	5	0	0	0	0	0	0	0
1/9/22	CHI	2	1	3	2	2.0	3	0	0	0	1
GP/GS: 6/0		11	7	18	2	2.5	7	0	0	0	1



D.J. WONNUM

98

POSITION: Outside Linebacker
HEIGHT/WEIGHT: 6-5/258
DOB: 10-31-97
HOMETOWN: Stone Mountain, Georgia

COLLEGE: South Carolina
ACQUIRED: D4a (#117) '20
NFL SEASON: 3
VIKINGS SEASON: 3

2022 GP/GS
3/0

Career GP/GS
34/16

Playoffs GP/GS
0/0

OFF THE FIELD

- Brother, Dylan, plays OT for South Carolina.
- Graduated with bachelor's degree in sport and entertainment management in December 2019.

TRANSACTIONS

- Selected in the fourth round (117th overall) of the 2020 NFL Draft, the first of two DEs drafted by the Vikings.

CAREER NOTES

- Saw first NFL action at Indianapolis (9/20/20).
- Is the highest-drafted edge rusher by the Vikings since Danielle Hunter (88th overall) out of LSU in the 2015 NFL Draft.
- The SEC had 63 players drafted in 2020 (four by the Vikings), the most by any league and 15 more than runner-up Big Ten.
- Started two games and led Vikings rookies with 3.0 sacks.
- Sacked 2020 NFL MVP Aaron Rodgers at Green Bay (11/1/20), one of only 20 sacks on the QB for the year, and helped Vikings hand Packers their only home loss of the regular season.

2022 - Minnesota Vikings

- In Week 1 against the Packers, he recorded two tackles, including 1.0 sack and one tackle for loss
- In Week 2 at Philadelphia, he recorded his 13th career sack, marking his seventh sack in the last six games.

2021 - Minnesota Vikings

- Started in the first four games of the season.
- Recorded his first sack of the season against Jared Goff and the Lions (10/10).
- Matched a season-high three tackles against the Panthers (10/17).
- Sacked Jimmy Garoppolo (11/28), bringing his career sack total to 5.0.
- Posted another sack against Jared Goff (12/5), giving him a sack in consecutive games.
- Had a career day against the Bears, recording a career-high 3.0 sacks (12/20).
- Posted 2.0 sacks against the Bears in the season finale (1/9).
- Led the Vikings in 2021 with 8.0 sacks.

2020 - Minnesota Vikings

- Led all Vikings rookies with 3.0 sacks on the season.
- Was one of six rookie starters at New Orleans (12/25), matching a Vikings record for most rookies to start a game.
- Started season finale at Detroit (1/3/21) and had three tackles.
- Made two tackles at New Orleans in first career start (12/25).
- Had career-best five tackles vs. Chicago (12/20).
- Inactive vs. Jacksonville (12/6) with injury.
- Blocked a FG attempt vs. Carolina (11/29) in 28-27 win.
- Sacked Nick Foles at Chicago (11/16) on *Monday Night Football*.
- Notched a sack/FF on Aaron Rodgers to end the game at Green Bay (11/1) in Vikings 28-22 win.
- Had two tackles and a tackle for loss vs. Atlanta (10/18).
- Notched first career sack at Houston (10/4) when he caught Deshaun Watson for a 7-yard loss and added two tackles.
- Played vs. Tennessee (9/27), notching three tackles and a tackle for loss.
- Played in first career game at Indianapolis (9/20).
- Inactive for season-opener vs. Green Bay (9/13).

College - South Carolina

- Appeared in 43 games with 30 starts, logging 137 career tackles with 14.0 sacks, 29.5 tackles for loss, one interception, five pass breakups, one forced fumble and one fumble recovery.
- A four-time SEC Defensive Player or Lineman of the Week.
- Two-time team captain (2017 and 2019) who was named a 2019 Second-Team All-SEC selection by the AP.
- Helped 2017 squad go 9-4 and beat Michigan in Outback Bowl.
- Started 12 games and finished the season with 37 tackles, including 9.5 tackles for loss and 4.5 sacks in 2019.
- Registered five tackles, including a career-high 3.0 sacks, and a forced fumble against Kentucky as a senior.
- Intercepted his first career pass and returned it 21 yards at Missouri in 2019, setting up a touchdown.
- Blocked a FG by All-American Rodrigo Blankenship at Georgia 2019 double-OT 20-17 upset win on the road at the No. 3 Bulldogs.

- Limited to five games, all starts, due to injuries in 2018.
- As a sophomore, started all 13 games, collected 57 tackles, while leading the team with 13.0 tackles for loss (8th in SEC) and 6.0 sacks.
- Played in every game as a true freshman in 2016 for team that went 6-7, falling in Birmingham Bowl to South Florida in OT.

WONNUM'S REGULAR SEASON STATISTICS											
Year	GP/GS	Solo	Asst.	Total TKL	Sacks	INTs	PBU	TFL	QBH	FF/FR	ST TKL
2020 (Min)	14/2	16	8	24	3.0	0	1	5	9	1/0	0
2021 (Min)	17/14	29	18	47	8.0	0	4	7	15	1/0	0
2022 (Min)	3/0	5	0	5	2.0	0	0	2	4	0/0	0
Total	34/16	50	26	76	13.0	0	5	14	26	2/0	0

SINGLE-GAME CAREER HIGHS (* - playoffs)

Tackles	8	at Chicago, 12/20/21	QB Hurries	4	at Chicago, 12/20/21
Solo Tackles	7	at Chicago, 12/20/21	Pass Defensed	1	5x, last, at Detroit, 12/5/21
Tackle for Loss	2	at Chicago, 12/20/21	Blocked FG	1	vs. Carolina, 11/29/20
Sack	3.0	at Chicago, 12/20/21			

WONNUM'S SACKS	
GAME	QB
at Houston, 10/4/20	Deshaun Watson
at Green Bay, 11/1/20	Aaron Rodgers
at Chicago, 11/16/20	Nick Foles
vs. Detroit, 10/10/21	Jared Goff
at San Francisco, 11/28/21	Jimmy Garoppolo
at Detroit, 12/5/21	Jared Goff
at Chicago, 12/20/21	Justin Fields
at Chicago, 1/9/22	Andy Dalton
vs. Green Bay, 9/11/22	Aaron Rodgers
at Philadelphia, 9/19/22	Jalen Hurts
Total	13.0

WONNUM'S GAME-BY-GAME (*STARTS)												
2020	MIN	U	A	T	TFL	SK	QH	FF	FR	INT	PD	
9/12	at CIN											INACTIVE
9/20	@ IND	1	0	1	0	0.0	0	0	0	0	0	
9/27	TEN	2	1	3	1	0.0	0	0	0	0	0	
10/4	@ HOU	1	0	1	1	1.0	1	0	0	0	0	
10/11	@ SEA	0	0	0	0	0.0	0	0	0	0	0	
10/18	ATL	2	0	2	1	0.0	0	0	0	0	0	
11/1	@ GB	1	0	1	0	1.0	2	1	0	0	0	
11/8	DET	0	0	0	0	0.0	1	0	0	0	0	
11/16	@ CHI	2	0	2	1	1.0	3	0	0	0	0	
11/22	DAL	1	0	1	0	0.0	0	0	0	0	0	
11/29	CAR	0	1	1	0	0.0	1	0	0	0	1	
12/6	JAX											INACTIVE
12/13	@ TB	1	1	2	1	0.0	0	0	0	0	0	
12/20	CHI	2	3	5	0	0.0	0	0	0	0	0	
12/25	@ NO*	1	1	2	0	0.0	0	0	0	0	0	
1/3/21	@ DET*	2	1	3	0	0	0	0	0	0	0	
GP/GS: 14/2		16	8	24	5	3.0	8	1	0	0	1	
2021	MIN	U	A	T	TFL	SK	QH	FF	FR	INT	PD	
9/12	at CIN*	1	1	2	0	0.0	0	0	0	0	0	
9/19	at ARZ*	1	0	1	0	0.0	0	0	0	0	0	
9/26	SEA*	1	1	2	0	0.0	0	0	0	0	0	
10/3	CLE*	0	0	0	0	0.0	0	0	0	0	0	
10/10	DET	1	2	3	1	1.0	2	0	0	0	0	
10/17	at CAR	0	3	3	0	0.0	0	0	0	0	0	
10/31	DAL	1	1	2	0	0.0	1	0	0	0	0	
11/7	at BAL*	3	1	4	0	0.0	1	0	0	0	0	
11/14	at LAC*	0	0	0	0	0.0	1	0	0	0	0	
11/21	GB*	1	0	1	0	0.0	0	0	0	0	0	
11/28	at SF*	2	1	3	1	1.0	1	0	0	0	0	
12/5	at DET*	2	0	2	1	1.0	2	0	0	0	1	
12/9	PIT*	0	2	2	0	0.0	0	0	0	0	2	
12/20	at CHI*	7	1	8	2	3.0	4	1	0	0	0	
12/26	LAR*	1	2	3	0	0.0	1	0	0	0	0	
1/2/22	at GB*	2	0	2	0	0.0	0	0	0	0	0	
1/9/22	CHI*	5	2	7	2	2.0	2	0	0	0	0	
GP/GS: 17/14		29	18	47	7	8.0	15	1	0	0	4	

2022	MIN	U	A	T	TFL	SK	QH	FF	FR	INT	PD
9/11	GB	2	0	2	1	1.0	1	0	0	0	0
9/19	@ PHI	2	0	2	1	1.0	1	0	0	0	0
9/25	DET	1	0	1	0	0.0	2	0	0	0	0
10/2	@ NO*										
10/9	CHI										
10/16	@ MIA										
10/30	ARI										
11/6	@ WAS										
11/13	@ BUF										
11/20	DAL										
11/24	NE										
12/4	NYJ										
12/11	@ DET										
12/18	IND										
12/24	NYG										
1/1/23	@ GB										
1/8/23	@ CHI										
GP/GS: 3/0		5	0	5	2	2.0	4	0	0	0	0



RYAN WRIGHT

14

POSITION: Punter
HEIGHT/WEIGHT: 6-3/245
DOB: 6-1-00
HOMETOWN: San Ramon, California

COLLEGE: Tulane
ACQUIRED: UDFA '22
NFL SEASON: R
VIKINGS SEASON: R

2022 GP
3

Career GP/GS
2/2

Playoffs GP/GS
0/0

OFF THE FIELD

- Has one younger sister named Mackenzie.
- Management and marketing major

TRANSACTIONS

- Signed with the Minnesota Vikings as an undrafted free agent on 5/1/22

CAREER NOTES

2022 - Minnesota Vikings

- Recorded a career-high 58 yard punt in Week 2 at Philadelphia

College - Tulane

- Appeared in 11 games for the Green Wave in 2020, recording 16 punts over 50 yards and 17 inside the 20.
- Appeared in every game for Tulane in 2019. Recorded season-long 61 yard punt against Houston.
- Had 100+ yard game against South Carolina (101) and Ole Miss (117) in 2020.
- Earned Freshman All-America honors from 247Sports.com in 2018.
- Played in all but two games for the Green Wave in 2018, starting as a backup punter but slowly transitioning into the team's top punter.

Prep - California High School

- Went to the same high school as Vikings QB Sean Mannion.
- Played quarterback in high school before moving to punter.

WRIGHT'S REGULAR-SEASON STATISTICS

Year	GP	No.	Yds.	Gross Avg.	Net Avg.	TB	IN20	LG	BK
2022 (Min)	1	5	232	46.4	44.0	0	3	56	0
Total	1	5	232	46.4	44.0	0	3	56	0

WRIGHT'S GAME-BY-GAME

2022		No	Yds	Avg	Net	TB	I20	LG	BK
9/11	GB	5	232	46.4	44.0	0	3	56	0
9/19	at PHI	5	246	49.2	46.4	0	2	58	0
9/25	DET	3	156	52.0	45.0	0	1	58	0
10/2	at NO								
10/9	CHI								
10/16	@ MIA								
10/30	ARI								
11/6	at WAS								
11/13	at BUF								
11/20	DAL								
11/24	NE								
12/4	NYJ								
12/11	at DET								
12/18	IND								
12/24	NYG								
1/1	at GB								
1/8	at CHI								
GP: 3		13	634	48.8	45.0	0	7	58t	0

Pierre
NOUJAIM

Ron
JOHNSON

Jim
RICH

Dawn
MITCHELL



SUNDAY
HOME - 9:30A
AWAY - 10AM



SUNDAY
10:35P



2022 MINNESOTA VIKINGS

RECORDS AND HISTORY



ATTENDANCE RECORDS

TOTAL ATTENDANCE

Year	Home	Average	Away	Pre-Season	Post-Season	Total
1961	242,102 (7)	34,586	271,056 (7)	82,683 (5)	---	595,841
1962	226,535 (7)	32,362	267,674 (7)	103,588 (5)	---	597,977
1963	230,843 (7)	32,978	303,946 (7)	140,321 (5)	---	675,110
1964	274,026 (7)	39,147	341,973 (7)	110,438 (5)	---	726,437
1965	321,119 (7)	45,874	352,378 (7)	158,541 (5)	---	832,038
1966	315,837 (7)	45,120	331,515 (7)	241,728 (5)	---	889,080
1967	304,901 (7)	43,557	331,903 (7)	224,182 (5)	---	860,986
1968	328,072 (7)	46,867	359,484 (7)	155,591 (5)	83,199 (2)	926,346
1969	342,570 (7)	48,939	397,616 (7)	225,513 (6)	176,362 (3)	1,142,061
1970	335,300 (7)	47,900	360,221 (7)	285,659 (6)	46,050 (1)	1,027,230
1971	344,720 (7)	49,246	431,452 (7)	266,156 (6)	49,100 (1)	1,091,428
1972	344,720 (7)	49,245	407,582 (7)	281,687 (5)	---	1,033,989
1973	337,637 (7)	48,234	406,216 (7)	265,436 (5)	174,823 (3)	1,184,112
1974	337,523 (7)	48,217	436,717 (7)	227,435 (5)	173,027 (3)	1,174,702
1975	339,089 (7)	48,441	443,906 (7)	263,206 (6)	46,425 (1)	1,092,626
1976	325,745 (7)	46,535	404,705 (7)	259,551 (6)	197,850 (3)	1,187,851
1977	323,571 (7)	46,224	421,116 (7)	278,422 (6)	124,506 (2)	1,147,615
1978	353,497 (8)	44,187	472,664 (8)	178,682 (4)	69,631 (1)	1,074,474
1979	359,781 (8)	44,973	464,373 (8)	195,286 (4)	---	1,019,440
1980	367,259 (8)	45,907	428,831 (8)	168,436 (4)	68,434 (1)	1,032,960
1981	361,200 (8)	45,150	479,160 (8)	192,876 (4)	---	1,033,236
1982	285,824 (5)	57,165	241,213 (4)	264,271 (5)	115,153 (2)	906,461
1983	466,264 (8)	58,283	468,406 (8)	202,745 (4)	---	1,137,415
1984	444,399 (8)	55,534	456,682 (8)	193,303 (4)	---	1,094,384
1985	453,701 (8)	56,713	394,985 (8)	223,951 (4)	---	1,072,637
1986	463,555 (8)	57,944	396,168 (8)	221,757 (4)	---	1,081,480
1987	403,095 (8)	50,387	306,445 (7)	225,608 (4)	185,886 (3)	1,121,034
1988	463,181 (8)	57,898	462,499 (8)	177,631 (4)	119,514 (2)	1,222,825
1989	463,496 (8)	57,936	493,423 (8)	208,695 (4)	64,585 (1)	1,230,199
1990	452,064 (8)	56,508	506,596 (8)	200,023 (4)	---	1,158,683
1991	410,942 (8)	51,368	436,581 (8)	206,195 (4)	---	1,053,718
1992	453,214 (8)	56,652	454,059 (8)	186,365 (4)	57,353 (1)	1,150,991
1993	458,424 (8)	57,303	440,870 (8)	284,074 (5)	75,089 (1)	1,258,457
1994	474,744 (8)	59,343	506,678 (8)	247,114 (5)	60,347 (1)	1,288,883
1995	451,800 (8)	56,475	462,368 (8)	188,830 (4)	---	1,102,998
1996	449,940 (8)	56,243	404,460 (8)	161,990 (4)	64,682 (1)	1,081,072
1997	464,834 (8)	58,104	513,269 (8)	172,755 (5)	142,728 (2)	1,351,690
1998	510,741 (8)	63,843	491,291 (8)	241,802 (4)	127,820 (2)	1,371,654
1999	513,051 (8)	64,131	570,672 (8)	275,001 (4)	130,250 (2)	1,488,974
2000	513,322 (8)	64,165	515,910 (8)	222,150 (4)	143,191 (2)	1,394,573
2001	513,344 (8)	64,186	532,346 (8)	234,482 (4)	---	1,280,172
2002	512,517 (8)	64,065	533,211 (8)	230,466 (4)	---	1,276,194
2003	513,437 (8)	64,180	503,860 (8)	239,888 (4)	---	1,257,185
2004	512,969 (8)	64,121	532,986 (8)	248,439 (4)	138,799 (2)	1,433,193
2005	511,960 (8)	64,031	511,828 (8)	267,980 (4)	---	1,291,768
2006	509,743 (8)	63,718	565,622 (8)	244,647 (4)	---	1,320,012
2007	506,046 (8)	63,256	559,085 (8)	268,178 (4)	---	1,333,309
2008	506,136 (8)	63,267	517,640 (8)	256,001 (4)	61,746 (1)	1,341,523
2009	510,203 (8)	63,775	523,920 (8)	260,791 (4)	134,823 (2)	1,429,737
2010	470,009 (8)	58,751	559,788 (8)	237,411 (4)	---	1,267,208
2011	502,529 (8)	62,816	540,056 (8)	259,690 (4)	---	1,302,275
2012	485,802 (8)	60,725	533,900 (8)	253,799 (4)	71,548 (1)	1,345,049
2013	531,653 (8)	66,457	567,898 (8)	254,805 (4)	---	1,420,813
2014	419,906 (8)	52,238	522,517 (8)	246,100 (4)	---	1,186,523
2015	419,440 (8)	52,430	538,576 (8)	271,006 (5)	52,090 (1)	1,281,112
2016	534,289 (8)	66,786	550,213 (8)	251,611 (4)	---	1,336,113
2017	533,764 (8)	66,721	566,136 (8)	261,969 (4)	136,208 (2)	1,448,077
2018	534,491 (8)	66,811	566,063 (8)	270,298 (4)	---	1,370,852
2019	534,804 (8)	66,850	535,234 (8)	264,117 (4)	144,687 (2)	1,478,842
2020	0 (8)	0	33,633 (8)	cancelled	---	33,633
2021	533,613 (8)	66,713	584,681 (9)	204,730 (3)	---	1,323,024
2022	133,597 (2)	---	69,879 (1)	204,364	---	407,840
Total..... 25,473,956 (467) 54,469 27,593,118 (468) 13,640,449 (270) 3,235,906 (51) 69,943,660						

ATTENDANCE RECORDS

LARGEST CROWDS

HOME

Regular Season

83,518 vs. Pittsburgh, 9/29/13 (London; Wembley)
67,157 vs. Green Bay, 12/23/19
66,959 vs. Green Bay, 11/21/21
66,959 vs. Green Bay, 9/11/22

Postseason

66,612 vs. New Orleans, 1/14/18
64,060 vs. Atlanta, 1/17/99

Preseason

66,551 vs. San Francisco, 8/27/17
66,409 vs. Miami, 8/31/17

AWAY

Regular Season

91,188 at Dallas, 11/10/19
90,608 at Washington, 9/11/06

Postseason

103,438 vs. Oakland
(Super Bowl XI in Pasadena), 1/9/77

Preseason

86,082 at Dallas, 8/29/15

SMALLEST CROWDS

HOME

Regular Season

13,911 vs. Green Bay, 10/4/87 (Metrodome)
26,728 vs. LA Rams, 11/25/62

Postseason

44,626 vs. St. Louis, 12/21/74
52,090 vs. Seattle, 1/10/16 (TCF Bank Stadium)
57,353 vs. Washington, 1/2/93 (Metrodome)

Preseason

27,982 vs. LA Rams, 9/10/61
34,367 vs. San Diego, 8/3/96 (Metrodome)

AWAY

Regular Season

12,992 at Dallas 9/24/61
14,167 at Atlanta, 12/15/85

Postseason

22,961 vs. Dallas (at Miami), 1/5/69
54,593 at Washington, 1/15/83

Preseason

4,954 vs. Dallas (at Sioux Falls), 8/5/61

2020 - COVID LIMITED

HOME

Regular Season

0 vs. Green Bay, 9/13/20
0 vs. Tennessee, 9/27/20
0 vs. Atlanta, 10/18/20
0 vs. Detroit, 11/8/20
0 vs. Dallas, 11/22/20
0 vs. Carolina, 11/29/20
0 vs. Jacksonville, 12/6/20
0 vs. Chicago, 12/20/20

AWAY

Regular Season

12,102 at Houston, 10/4/20
2,500 at Indianapolis, 9/20/20
0 at Seattle, 10/11/20
0 at Green Bay, 11/1/20
0 at Chicago, 11/16/20
16,031 at Tampa Bay, 12/13/20
3,000 at New Orleans, 12/25/20
0 at Detroit, 1/3/21



The largest crowd to see the Vikings play was at Super Bowl XI at the Rose Bowl, drawing 103,438.

COLDEST GAMES (#= PLAYOFFS)

-6 vs. Seattle, 1/20/16#
-2 vs. Chicago, 12/3/72
0 vs. Green Bay, 12/10/72
5 vs. Los Angeles, 11/29/64
5 at Cleveland, 12/17/89
9 vs. Chicago, 12/5/70
9 vs. San Francisco, 12/27/70
10 at Green Bay, 12/23/17
11 vs. Cleveland, 1/4/70#
11 at Green Bay, 12/8/02

WARMEST GAMES

93 at Tampa Bay, 9/14/86
91 at Baltimore, 9/19/65
90 at Los Angeles, 10/3/65
89 at Kansas City, 9/9/90
87 at Miami, 10/2/88

WARMEST GAMES (HOME)

82 vs. St. Louis, 10/6/63
82 vs. Chicago, 1/1/67
82 vs. Atlanta, 9/28/14
79 vs. Denver, 9/11/78

LONGEST GAMES

4:12 vs. Cincinnati, 11/23/86
4:05 vs. Buffalo, 9/15/02 (OT)
4:04 at Tennessee, 12/26/98
4:03 vs. Cleveland, 12/17/89 (OT)
4:00 vs. New England, 12/20/91 (OT)

FASTEST TOUCHDOWN TO START A GAME

0:12 at Detroit, 9/30/12- P. Harvin KOR TD
0:12 vs. NY Jets, 12/27/14- G. Hodges INT TD
0:13 at Chicago, 9/15/13- C. Patterson KOR TD
0:13 at Jacksonville, 11/23/08- N. Harris FR TD
0:13 vs. Green Bay, 10/27/13- C. Patterson KOR TD
0:13 vs. New Orleans, 9/25/05- T. Taylor TD REC.

FRANCHISE FIRSTS

1st game ...vs. Chicago, 9/17/61
1st win37-13 vs. Chicago, 9/17/61
1st points..Mike Mercer 12 FG; vs. Chicago, 9/17/61
1st TD.....Fran Tarkenton to Bob Schnelker 14 pass
.....vs. Chicago, 9/17/61



VIKINGS ALL-TIME CAREER LEADERS

RUSHING

Player	Yards	Att.	Avg.	Long	TD
1. Peterson, Adrian (2007-16)	11,747	2,418	4.9	82t	97
2. Smith, Robert (1993-00)	6,818	1,411	4.8	78t	32
3. Foreman, Chuck (1973-79)	5,887	1,533	3.8	51	52
4. Brown, Bill (1962-74)	5,757	1,627	3.5	48	52
5. Cook, Dalvin (2017-)	5,023	1,061	4.7	75t	40
6. Brown, Ted (1979-86)	4,546	1,117	4.1	60	40
7. Osborn, Dave (1965-75)	4,320	1,172	3.7	73	29
8. Nelson, Darrin (1982-89, '91-92)	4,231	981	4.3	72	18
9. Mason, Tommy (1961-66)	3,252	761	4.3	71	28
10. Bennett, Michael (2001-05)	3,174	713	4.5	85t	12

RECEIVING

Player	No.	Yards	Avg.	Long	TD
1. Carter, Cris (1990-01)	1,004	12,383	12.3	78t	110
2. Moss, Randy (1998-04, '10)	587	9,316	15.9	82t	92
3. Jordan, Steve (1982-94)	498	6,307	12.7	68t	28
4. Carter, Anthony (1985-93)	478	7,635	16.0	73t	52
5. Thielen, Adam (2014-)	477	6,115	12.8	75t	50
6. Rudolph, Kyle (2011-20)	453	4,488	9.9	47t	48
7. Reed, Jake (1991-99, '01)	413	6,433	15.6	82t	33
8. Rashad, Ahmad (1976-82)	400	5,489	13.7	76t	34
9. White, Sammy (1976-86)	393	6,400	16.3	69t	50
10. Diggs, Stefon (2015-19)	365	4,623	12.7	75t	30

RUSHING-RECEIVING YARDS

Player	Rushing	Receiving	Total
1. Peterson, Adrian (2007-16)	11,747	1,945	13,692
2. Carter, Cris (1990-01)	24	12,383	12,407
3. Moss, Randy (1998-04, '10)	159	9,316	9,475
4. Foreman, Chuck (1973-79)	5,879	3,057	8,936
5. Brown, Bill (1962-74)	5,757	3,177	8,934

PASSER RATING (MINIMUM 1,500 ATTEMPTS)

Player	Att.	Cmp.	Pct.	Yards	TD	Int	Lg	Rtg
1. Cousins, Kirk (2018-)	2,246	1,527	67.9	17,145	129	39	75t	102.6
2. Culpepper, Daunte (1999-05)	2,607	1,678	64.4	20,162	135	86	82t	91.5
3. Johnson, Brad (1992-98, 05-06)	1,670	1,036	62.0	11,098	65	48	82t	82.5
4. Tarkenton, Fran (1961-66, 72-78)	4,569	2,635	57.7	33,098	239	194	89t	80.1

PASSING YARDS & TOUCHDOWNS

Player	YARDS	TD	Att.	Cmp.	Pct.
1. Tarkenton, Fran (1961-66, 72-78)	33,098	239	4,569	2,635	57.7
2. Kramer, Tommy (1977-89)	24,775	159	3,648	2,011	55.1
3. Culpepper, Daunte (1999-05)	20,162	135	2,607	1,678	64.4

SCORING

Player	TD	2 pt.	PAT	FG	Total
1. Cox, Fred (1963-77)	—	—	519	282	1,365
2. Carter, Cris (1990-01)	110	5	—	—	670
3. Longwell, Ryan (2006-11)	—	—	228	135	633
4. Peterson, Adrian (2007-16)	102	1	—	—	614
5. Reveiz, Fuad (1990-95)	—	—	199	133	598
6. Moss, Randy (1998-04, '10)	93	3	—	—	564
7. Walsh, Blair (2012-16)	—	—	156	133	555
8. Anderson, Gary (1998-02)	—	—	215	109	542
9. Brown, Bill (1962-74)	76	—	—	—	456
10. Foreman, Chuck (1973-79)	75	—	—	—	450

FIELD GOAL PCT. (MINIMUM 100 MADE)

Player	Att.	Made	Pct.	Long
1. Longwell, Ryan (2006-11)	157	135	86.0	55
2. Anderson, Gary (1998-02)	129	109	84.5	53
3. Walsh, Blair (2012-16)	158	133	84.2	56

PUNTING AVERAGE (MINIMUM 250)

Player	No.	Net Avg.	Long	Blk.
1. Jeff Locke (2013-16)	290	38.8	72	1
2. Kluwe, Chris (2005-12)	623	37.2	70	1
3. Newsome, Harry (1990-93)	308	35.1	84	2

INTERCEPTIONS

Player	No.	Yards	Avg.	Long	TD
1. Krause, Paul (1968-79)	53	852	16.1	81	2
2. Bryant, Bobby (1967-80)	51	749	14.7	46t	3
3. Sharockman, Ed (1962-72)	40	804	20.1	47t	3
4. Browner, Joey (1983-91)	37	465	12.6	45	3
5. Wright, Nate (1971-80)	31	272	8.5	44	0
6. Smith, Harrison (2012-)	30	440	15.2	81t	4
7. Lee, Carl (1983-93)	29	350	12.1	58t	2
8t. Turner, John (1979-83, 85, 87)	22	227	10.3	36	1
Thomas, Orlando (1995-01)	22	225	10.2	45t	2
10. Winfield, Antoine (2004-12)	21	227	10.8	56	2

SACKS

Player	No.	Yards
1. Eller, Carl (1964-78)	130.0	1,015
2. Marshall, Jim (1961-79)	127.0	1,026
3. Randle, John (1990-00)	114.0	722
4. Page, Alan (1967-78)	108.0	797
5. Doleman, Chris (1985-93, 99)	96.5	729

TACKLES (DEFENSE ONLY)

Player	Solo	Asst.	Total
1. Studwell, Scott (1977-90)	1,266	662	1,928
2. Blair, Matt (1974-85)	944	460	1,404
3. Siemon, Jeff (1972-82)	1,002	373	1,375
4. Greenway, Chad (2006-16)	885	449	1,334
5. Page, Alan (1967-78)	866	252	1,118

SPECIAL TEAMS TACKLES

Player	Solo	Asst.	Total
1. Walsh, Cris (1994-02)	114	33	147
2. Morrow, Harold (1996-02)	95	45	140
3. Ashley, Walker Lee (1983-88, 90)	77	43	120
4. Nord, Keith (1979-85)	89	24	113
5. Farwell, Heath (2005-10)	67	46	113

PUNT RETURNS (MINIMUM 50 RETURNS)

Player	No.	Yards	Avg.	Long	TD
1. Sherels, Marcus (2010-19)	237	2,480	10.5	86t	5
2. Moore, Mewelde (2004-07)	74	768	10.4	71t	2
3. Palmer, David (1994-00)	162	1,610	9.9	74t	2
4. Butler, Bill (1962-64)	55	545	9.9	60t	1
5. Lewis, Leo (1981-91)	194	1,812	9.3	78t	1

KICKOFF RETURNS (MINIMUM 50 RETURNS)

Player	No.	Yards	Avg.	Long	TD
1. Patterson, Cordarrelle (2013-16)	134	4,075	30.4	109t	5
2. Harvin, Percy (2009-12)	114	3,183	27.9	105t	5
3. West, Charlie (1968-73)	78	1,991	25.5	82	0
4. Rhymes, Buster (1985-87)	62	1,558	25.1	88	0
5. Jones, Clinton (1967-72)	89	2,209	24.8	96t	1

COMBINED YARDAGE

Player	Total	Rush	Rec.	Int.	Punt	Kick	Fum.
1. Peterson, Adrian (2007-16)	14,120	11,747	1,945	—	—	428	—
2. Carter, Cris (1990-01)	12,410	24	12,383	—	—	—	3
3. Nelson, Darrin (1982-89, 91-92)	10,365	4,231	2,202	—	313	3,619	—
4. Moss, Randy (1998-04, '10)	9,670	159	9,316	—	162	33	—
5. Brown, Bill (1962-74)	9,237	5,757	3,177	—	0	303	—

BOLD - Active for Vikings in 2022

VIKINGS SINGLE SEASON LEADERS

RUSHING

Player	Yards	Att.	Avg.	Long	TD
1. Peterson, Adrian (2012)	2,097	348	6.0	82t	12
2. Peterson, Adrian (2008)	1,760	363	4.8	67t	10
3. Cook, Dalvin (2020)	1,557	312	5.0	70t	16
4. Smith, Robert (2000)	1,521	295	5.1	72t	7
5. Peterson, Adrian (2015)	1,485	327	4.5	80t	11
6. Peterson, Adrian (2009)	1,383	314	4.4	64t	18
7. Peterson, Adrian (2007)	1,341	238	5.6	73t	12
8. Peterson, Adrian (2010)	1,298	283	4.6	80t	12
9. Bennett, Michael (2002)	1,296	255	5.0	85t	5
10t. Peterson, Adrian (2013)	1,266	279	4.5	78t	10
10t. Smith, Robert (1997)	1,266	232	5.4	78t	6

RECEPTIONS

Player	No.	Yards	Avg.	Long	TD
1. Carter, Cris (1995)	122	1,371	11.2	60t	11
2. Carter, Cris (1994)	122	1,256	10.3	65t	7
3. Thielen, Adam (2018)	113	1,373	12.2	68	9
4. Moss, Randy (2003)	111	1,632	14.7	72	17
5. Jefferson, Justin (2021)	108	1,616	15.0	56	10
6. Moss, Randy (2002)	106	1,347	12.7	60	7
7. Diggs, Stefon (2018)	102	1,021	10.0	75t	9
8. Carter, Cris (2000)	96	1,274	13.3	53	9
9. Carter, Cris (1996)	96	1,163	12.1	43t	10
10. Thielen, Adam (2017)	91	1,276	14.0	65t	4

RECEIVING YARDS

Player	Yards	No.	Avg.	Long	TD
1. Moss, Randy (2003)	1,632	111	14.7	72	17
2. Jefferson, Justin (2021)	1,616	108	15.0	56	10
3. Moss, Randy (2000)	1,437	77	18.7	78t	15
4. Moss, Randy (1999)	1,413	80	17.7	67t	11
5. Jefferson, Justin (2020)	1,400	88	15.9	71t	7
6. Thielen, Adam (2018)	1,373	113	12.2	68	9
7. Carter, Cris (1995)	1,371	122	11.2	60t	11
8. Moss, Randy (2002)	1,347	106	12.7	60	7
9. Reed, Jake (1996)	1,320	72	18.3	82t	7
10. Moss, Randy (1998)	1,313	69	19	61t	17

RUSHING-RECEIVING YARDS

Player	Rushing	Receiving	Total
1. Peterson, Adrian (2012)	2,097	217	2,314
2. Cook, Dalvin (2020)	1,557	361	1,918
3. Peterson, Adrian (2008)	1,760	125	1,885
4. Smith, Robert (2000)	1,521	348	1,869
5. Peterson, Adrian (2009)	1,383	438	1,819

PASSER RATING

Player	Att.	Cmp.	Pct.	Yards	TD	Int	Lg	Rtg
1. Culpepper, Daunte (2004)	548	379	69.2	4,717	39	11	82t	110.9
2. Cousins, Kirk (2019)	444	307	69.1	3,603	26	6	66	107.4
3. Favre, Brett (2009)	531	363	68.4	4,202	33	7	63	107.2
4. Cunningham, Randall (1998)	425	259	60.9	3,704	34	10	67t	106.0

PASSING YARDS

Player	Yards	Att.	Cmp.	Pct.	TD	Int	Lg	Rtg
1. Culpepper, Daunte (2004)	4,717	548	379	69.2	39	11	82t	110.9
2. Cousins, Kirk (2018)	4,298	606	425	70.1	30	10	75t	99.7
3. Cousins, Kirk (2020)	4,265	516	349	67.6	35	13	71t	105.0
4. Moon, Warren (1994)	4,264	601	371	61.7	18	19	65t	79.9

PASSING TOUCHDOWNS

Player	TDs	Att.	Cmp.	Pct.	Yds	Int	Rtg
1. Culpepper, Daunte (2004)	39	548	379	69.2	4,717	11	110.9
2. Cousins, Kirk (2020)	35	516	349	67.6	4,265	13	105.0
3. Cunningham, Randall (1998)	34	425	259	60.9	3,704	10	106.0
4t. Moon, Warren (1995)	33	606	377	62.2	4,228	14	91.5
4t. Culpepper, Daunte (2000)	33	474	297	62.7	3,937	16	98.0
4t. Favre, Brett (2009)	33	531	363	68.4	4,202	7	107.2

SCORING

Player	TD	2 pt.	PAT	FG	Total
1. Anderson, Gary (1998)	—	—	59	35	164
2. Walsh, Blair (2012)	—	—	36	35	141
3. Walsh, Blair (2015)	—	—	33	34	135

FIELD GOAL PCT. (AT LEAST 1 ATTEMPT PER TEAM'S GAMES PLAYED)

Player	Att.	Made	Pct.	Long
1. Anderson, Gary (1998)	35	35	100.0	53
2. Anderson, Gary (2000)	22	23	95.7	49
3. Longwell, Ryan (2010)	18	17	94.4	48

PUNTING AVERAGE (AT LEAST 2.5 PUNTS PER TEAM'S GAMES PLAYED)

Player	No.	Net Avg.	Long	Blk.
1. Colquitt, Britton (2019)	62	42.6	59	0
3. Walden, Bobby (1964)	72	41.8	73	0
3. Wile, Matt (2018)	72	41.5	70	1

INTERCEPTIONS

Player	No.	Yards	Avg.	Long	TD
1. Krause, Paul (1975)	10	201	20.1	81	0
2t. Russell, Brian (2003)	9	185	20.6	50	0
2t. Sharper, Darren (2005)	9	276	30.7	92t	2
2t. Thomas, Orlando (1995)	9	108	12.0	45t	1
5t. Bryant, Bobby (1969)	8	97	12.1	56	0
5t. Chavous, Corey (2003)	8	143	17.9	39	1
5t. Holt, Issiac (1986)	8	54	6.8	27	0
5t. Lee, Carl (1988)	8	118	14.8	58t	2
5t. McMillian, Audray (1992)	8	157	19.6	51t	2

SACKS

Player	No.	Yards
1. Allen, Jared (2011)	22.0	150
2. Doleman, Chris (1989)	21.0	196
3t. Millard, Keith (1989)	18.0	108
3t. Page, Alan (1976)	18.0	126
5. Randle, John (1997)	15.5	108

TACKLES (DEFENSE ONLY)

Player	Solo	Asst.	Total
1. Studwell, Scott (1981)	156	74	230
2. Siemon, Jeff (1978)	170	59	229
3. Blair, Matt (1981)	146	74	220
4. Studwell, Scott (1983)	132	83	215
5. Studwell, Scott (1984)	142	71	213

SPECIAL TEAMS TACKLES

Player	Solo	Asst.	Total
1. Browner, Joey (1983)	23	15	38
2. Allen, Nate (1977)	24	11	35
3. Farwell, Heath (2007)	19	13	32
4. Morrow, Harold (1997)	22	10	32
5t. Dillon, Terry (1993)	23	6	29
5t. Griffith, Robert (1995)	21	8	29
5t. Nelson, Jim (2000)	18	11	29

PUNT RETURNS (MINIMUM 20 RETURNS/16 GAMES)

Player	No.	Yards	Avg.	Long	TD
1. Sherels, Marcus (2013)	22	335	15.2	86t	1
2. Sherels, Marcus (2016)	21	292	13.9	79t	2
3. Palmer, David (1995)	26	342	13.2	74t	1
4. Palmer, David (1997)	34	444	13.1	57	0
5. Lewis, Leo (1987)	22	275	12.5	78t	1

KICKOFF RETURNS (MINIMUM 20 RETURNS/16 GAMES)

Player	No.	Yards	Avg.	Long	TD
1. Patterson, Cordarelle (2013)	43	1,393	32.4	109t	2
2. Patterson, Cordarelle (2015)	32	1,019	31.8	101t	2
3. Patterson, Cordarelle (2016)	25	792	31.7	104t	1
4. Allison, Aundrae (2007)	20	574	28.7	104t	1
5. Harvin, Percy (2009)	42	1,156	27.5	101t	2

COMBINED YARDAGE

Player	Total	Rush	Rec.	Int. Ret.	Punt Ret.	Kick Ret.	Fum. Ret.
1. Peterson, Adrian (2012)	2,314	2,097	217	—	—	—	—
2. Harvin, Percy (2009)	2,081	135	790	—	—	1,156	—
3. Walker, Herschel (1990)	2,051	770	315	—	—	966	—
4. Peterson, Adrian (2007)	2,021	1,341	261	—	0	412	—
5. Patterson, Cordarelle (2012)	2,020	158	469	—	0	1,393	—

BOLD - Active in 2022 for Vikings

VIKINGS SINGLE GAME LEADERS

RUSHING YARDS

Player, Game	Yards	Att.	Avg.	Long	TD
1. Peterson, Adrian, 11/4/07, vs. S.D.	296	30	9.8	64t	3
2. Peterson, Adrian, 10/14/07, at Chi.	224	20	11.2	73t	3
3. Peterson, Adrian, 12/16/12, at StL.	212	24	8.8	82t	1
4. Peterson, Adrian, 12/1/13, vs. Chi.	211	35	6.0	23	0
5. Peterson, Adrian, 12/2/12, at G.B.	210	21	10.0	82t	1
6. Cook, Dalvin, 11/8/20, vs. Det.	206	22	9.4	70t	2
7. Cook, Dalvin, 12/9/21, vs. Pit.	205	27	7.6	30	2
8. Peterson, Adrian, 11/15/15, at Oak.	203	26	7.8	80t	1
9. Foreman, Chuck, 10/24/76, at Phi.	200	28	7.14	46	2
10. Peterson, Adrian, 12/30/12, vs. G.B.	199	34	5.8	28	1

RECEPTIONS

Player, Game	No.	Yards	Avg.	Long	TD
1. Young, Rickey, 12/16/79, at N.E.	15	116	7.7	17	1
2t. Thielen, Adam, 9/23/18, vs. Buff.	14	105	7.5	19	0
2t. Carter, Cris, 10/2/94, at Ariz.	14	167	11.9	29	0
3t. Diggs, Stefon, 11/6/16, vs. Det.	13	80	6.2	12	0
3t. Diggs, Stefon, 11/13/16, at Wash.	13	164	12.6	36	0
3t. Diggs, Stefon, 11/18/18, at Chi.	13	126	9.7	25	1

RECEIVING YARDS

Player, Game	No.	Yards	Avg.	Long	TD
1. White, Sammy, 11/7/76, vs. Det.	7	210	30.0	52	2
2. Moss, Randy, 11/14/99, at Chi.	12	204	17.0	44	0
3t. Thielen, Adam, 12/24/16, at G.B.	12	202	16.8	71t	2
3t. Flately, Paul, 10/24/65, at S.F.	7	202	28.9	58t	2
5. Rice, Sidney, 11/15/09, vs. Det.	7	201	28.7	56	0
6. Moss, Randy, 10/5/98, at G.B.	5	190	38.0	52t	2
7. Carter, Anthony, 11/6/88, vs. Det.	8	188	23.5	40	0
8t. Carter, Anthony, 11/26/87, at Dal.	8	184	23.0	51	2
8t. Jefferson, Justin, 9/11/22, vs. G.B.	9	184	20.4	64	2
10t. Diggs, Stefon, 9/18/16, vs. G.B.	9	182	20.2	46	1
10t. Jefferson, Justin, 12/5/21, at Det.	11	182	16.5	48	1

RUSHING-RECEIVING YARDS

Player, Game	Rushing	Receiving	Total
1. Peterson, Adrian, 11/4/07, vs. S.D.	296	19	315
2. Foreman, Chuck, 10/24/76, at Phi.	200	65	265
3. Nelson, Darrin, 11/13/83, vs. G.B.	119	137	256
4. Cook, Dalvin, 11/8/20, vs. Det.	206	46	252
5. Peterson, Adrian, 10/14/07, at Chi.	224	9	233

PASSER RATING (MINIMUM 20 ATTEMPTS)

Player, Game	Att	Cmp	Pct	Yds	TD	Int	Rtg
1. Feroette, Gus, 9/28/03, vs. S.F.	21	16	76.2	267	4	0	157.2
2. Bridgewater, Teddy, 12/20/15, vs. Chi.	20	17	85.0	231	4	0	154.4
3. Tarkenton, Fran, 10/13/74, vs. Hou. ...	24	18	75.0	274	3	0	151.7

PASSING YARDS (MINIMUM 20 ATTEMPTS)

Player, Game	Yds	Att	Cmp	Pct	TD	Int	Rtg
1. Kramer, Tommy, 11/2/86, @ Was.	490	35	20	57.1	4	1	128.0
2. Kramer, Tommy, 12/14/80, vs. Cleve.	456	49	38	77.5	4	0	132.7
3. Kapp, Joe, 9/28/69, vs. Balt.	449	43	28	65.1	7	1	129.7

PASSING TOUCHDOWNS (MINIMUM 20 ATTEMPTS)

Player, Game	TDs	Att	Cmp	Pct	Yds	Int	Rtg
1. Kapp, Joe, 9/28/69, vs. Balt.	7	43	28	65.1	449	1	129.7
2. Kramer, Tommy, 9/28/86, vs. G.B.	6	25	16	64.0	241	0	135.2

SCORING

Player, Game	TD	2 pt.	PAT	FG	Total
1t. Foreman, Chuck, 12/20/75, at Buf.	4	-	-	-	24
1t. Rashad, Ahmad, 9/2/79, vs. SF.	4	-	-	-	24
1t. Cook, Dalvin, 11/1/20, at G.B.	4	-	-	-	24
4. Karlis, Rich, 11/5/89, vs. LA Rams.	-	-	-	7	21
5t. Moss, Randy, 11/26/98, at Dal.	3	1	-	-	20
5t. Anderson, Gary, 12/13/98, at Balt.	-	-	2	6	20
5t. Asiata, Matt, 11/2/14, vs. Was.	3	1	-	-	20

FIELD GOALS MADE

Player, Game	Att.	Made	Pct.	Long
1. Karlis, Rich, 11/5/89, vs. LA Rams.	7	7	100.0	40
2t. Anderson, Gary, 12/13/98, at Balt.	6	6	100.0	46
2t. Forbath, Kai, 10/22/17, vs. Balt.	6	6	100.0	46

PUNTING AVERAGE (MINIMUM 4 PUNTS)

Player, Game	No.	Net Avg.	Long	In20
1. Wile, Matt, 12/30/18, vs. Chi.	5	51.8	65	2
2. Berger, Mitch, 11/15/98, vs. Cin.	4	48.3	66	2
3. Locke, Jeff, 11/24/16, at Det.	4	48.0	57	3
4. Kluge, Chris, 10/9/11, vs. Ariz.	4	47.5	51	2

INTERCEPTIONS

Player, Game	No.	Yards	Avg.	Long	TD
1t. Winston, Roy, 10/25/64, at SF.	3	24	8.0	15	0
1t. Mackbee, Earnell, 10/26/69, vs. Det.	3	22	7.3	22	0
1t. Bryant, Bobby, 11/9/69, vs. Cle.	3	62	20.7	56	0
1t. Sharockman, Ed, 12/13/70, at BPA.	3	28	9.3	6	0
1t. Bryant, Bobby, 12/8/73, at G.B.	3	86	28.7	46	1
1t. Turner, John, 10/12/80, vs. Chi.	3	3	3.0	10	0
1t. Teal, Willie, 11/28/82, vs. Chi.	3	13	4.3	13	0
1t. Scott, Todd, 9/27/92, at Cin.	3	15	5.0	11	0
1t. McMillian, Audray, 11/22/92, vs. Cle.	3	73	24.3	35	0
1t. Glenn, Vencie, 12/27/92, vs. G.B.	3	55	18.3	39	0
1t. Del Rio, Jack, 12/5/93, at Det.	3	3	1.0	3	0
1t. Williams, Brian, 11/23/03, vs. Det.	3	71	23.7	42t	1
1t. Sharper, Darren, 11/13/05, at NYG.	3	123	41.0	92t	1

SACKS

Player, Game	No.	Yards
1. Holloway, Randy, 9/16/84, vs. Atl.	5.0	37
2. Allen, Jared, 10/5/09, vs. G.B.	4.5	19.5
3t. Doleman, Chris, 12/25/89, vs. Cin.	4.0	33.5
3t. Martin, Doug, 10/23/83, at G.B.	4.0	32
3t. Millard, Keith, 9/25/88, vs. Phi.	4.0	21
3t. Williams, Kevin, 10/12/08, vs. Det.	4.0	28
8t. Allen, Jared, 11/1/12, vs. Chi.	3.5	19.5
8t. Randle, John, 9/22/96, vs. G.B.	3.5	21.5
8t. Robison, Brian, 10/21/12, vs. Ari.	3.5	18
8t. Hunter, Danielle, 11/4/18, vs. Det.	3.5	14.5

TACKLES (DEFENSE ONLY)

Player, Game	Solo	Asst.	Total
1. Studwell, Scott, 11/17/85, at Det.	16	8	24
2. Greenway, Chad, 11/20/11, vs. Oak.	12	10	22
3t. Studwell, Scott, 9/24/89, at Pit.	11	10	21
3t. McDaniel, Ed, 9/4/94, at G.B.	15	6	21
5t. Studwell, Scott, 10/2/83, vs. Dal.	10	10	20
5t. Studwell, Scott, 12/8/84, at SF.	16	4	20
5t. Blair, Matt, 11/13/83, vs. G.B.	9	11	20
5t. Browner, Joey, 10/27/85, at Chi.	15	5	20
9. Del Rio, Jack, 12/1/94, vs. Chi.	11	8	19
10t. Moss tied w/ 18 total tackles			

SPECIAL TEAMS TACKLES

Player, Game	Solo	Asst.	Total
1. Farwell, Heath, 11/25/07, at NYG.	7	0	7
2. Henderson, Wymon, 11/6/88, vs. Det.	6	0	6

PUNT RETURNS (MINIMUM 3 RETURNS)

Player, Game	No.	Yards	Avg.	Long	TD
1. West, Charlie, 11/3/68, vs. Was.	3	107	35.6	98t	1
2. Sherels, Marcus, 10/21/13, at NYG.	4	119	29.8	86t	1
3. Moore, Mewelde, 11/13/05, at NYG.	3	87	29.0	71	0

KICKOFF RETURNS (MINIMUM 3 RETURNS)

Player, Game	No.	Yards	Avg.	Long	TD
1. Patterson, Cordarelle, 9/15/13, at Chi. ...	3	149	49.7	105t	1
2. Allison, Aundrae, 12/2/07, vs. Det.	3	144	47.7	104t	1
3. Patterson, Cordarelle, 10/27/13 vs. G.B. .	5	228	45.6	109t	1

COMBINED YARDAGE

Player, Game	Total	Rush	Rec.	Int.	Punt Ret.	Kick Ret.	Fum. Ret.
1. Peterson, Adrian, 11/4/07, at Chi.	361	224	9	-	-	128	-
2. Peterson, Adrian, 11/4/07, vs. S.D.	315	296	19	-	-	-	-
3. Nelson, Darrin, 11/13/83, vs. G.B.	278	119	137	-	-	22	-

RUSHING

Year	Player	Att	Yards	Avg	Lg	TD#NFL/NFC
1961	McElhenry, Hugh	120	570	4.8	41	3
1962	Mason, Tommy	167	740	4.4	71	2
1963	Mason, Tommy	166	763	4.6	70t	7
1964	Brown, Bill	226	866	3.8	48	7
1965	Brown, Bill	160	699	4.5	40	6
1966	Brown, Bill	251	829	3.3	33t	6
1967	Osborn, Dave	215	972	4.5	73t	2
1968	Brown, Bill	222	805	3.6	32	11
1969	Osborn, Dave	186	643	3.5	58t	7
1970	Osborn, Dave	207	681	3.2	16	5
1971	Jones, Clinton	180	675	3.7	73t	4
1972	Reed, Oscar	151	639	4.2	43	2
1973	*Foreman, Chuck	182	801	4.4	50t	4
1974	Foreman, Chuck	199	777	3.9	32	9
1975	Foreman, Chuck	280	1,070	3.8	31t	13
1976	Foreman, Chuck	278	1,155	4.1	46	13
1977	Foreman, Chuck	270	1,112	4.1	51	6
1978	Foreman, Chuck	237	749	3.2	21	5
1979	Young, Ricky	188	708	3.8	23t	3
1980	Brown, Ted	219	912	4.2	55t	8
1981	Brown, Ted	274	1,063	3.9	34	6
1982	Brown, Ted	120	515	4.3	30	1
1983	Nelson, Darrin	154	642	4.2	56t	1
1984	*Anderson, Alfred	201	773	3.8	23	2
1985	Nelson, Darrin	200	893	4.5	37	5
1986	Nelson, Darrin	191	793	4.2	42	4
1987	Nelson, Darrin	131	642	4.9	72	2
1988	Nelson, Darrin	112	380	3.4	27	1
1989	Walker, Herschel	169	669	4.0	47	5
1990	Walker, Herschel	184	770	4.2	58t	5
1991	Walker, Herschel	198	825	4.2	71t	10
1992	Allen, Terry	266	1,201	4.5	51	13
1993	Graham, Scottie	118	488	4.1	31	3
1994	Allen, Terry	255	1,031	4.0	45	8
1995	Smith, Robert	139	632	4.5	58t	5
1996	Smith, Robert	162	692	4.3	57	3
1997	Smith, Robert	232	1,266	5.5	78t	6
1998	Smith, Robert	249	1,187	4.8	74t	6
1999	Smith, Robert	221	1,015	4.6	70t	2
2000	Smith, Robert	295	1,521	5.2	72t	7
2001	*Bennett, Michael	172	682	4.0	31t	2
2002	Bennett, Michael	255	1,296	5.1	85t	5
2003	Williams, Moe	174	745	4.3	61	5
2004	Smith, Ontario	124	544	4.4	38	2
2005	Moore, Melwede	155	662	4.3	33	1
2006	Taylor, Chester	303	1,216	4.0	95t	6
2007	*Peterson, Adrian	238	1,341	5.6	73t	12
2008	Peterson, Adrian	363	1,760	4.8	67t	10
2009	Peterson, Adrian	314	1,383	4.4	64t	18
2010	Peterson, Adrian	283	1,298	4.6	80t	12
2011	Peterson, Adrian	208	970	4.7	54	12
2012	Peterson, Adrian	348	2,097	6.0	82t	12
2013	Peterson, Adrian	279	1,266	4.5	78t	10
2014	Asiata, Matt	164	570	3.5	19	3
2015	Peterson, Adrian	327	1,485	4.5	80t	11
2016	McKinnon, Jerick	159	539	3.4	36	2
2017	Murray, Latavius	216	842	3.9	46	8
2018	Cook, Dalvin	133	615	4.6	70	2
2019	Cook, Dalvin	250	1,135	4.5	75t	13
2020	Cook, Dalvin	312	1,557	5.0	70t	16
2021	Cook, Dalvin	249	1,159	4.7	66	6
2022	Cook, Dalvin	43	203	4.1	16	1

*rookie

#rushing yards/passers rating ranks

PASSING

Year	Player	Att	Cmp	Pct	Yds	TD	Int	Rtg#NFL/NFC
1961	*Tarkenton, F.	280	157	56.1	1,997	18	17	74.7
1962	Tarkenton, F.	329	163	49.5	2,595	22	25	66.9
1963	Tarkenton, F.	297	170	57.2	2,311	15	15	78.0
1964	Tarkenton, F.	306	171	55.9	2,506	22	11	91.8
1965	Tarkenton, F.	329	171	52.0	2,609	19	11	83.8
1966	Tarkenton, F.	358	192	53.6	2,561	17	16	73.8
1967	*Kapp, J.	214	102	47.7	1,386	8	17	48.2
1968	Kapp, J.	248	129	52.1	1,695	10	17	58.8
1969	Kapp, J.	237	120	50.6	1,726	19	13	75.5
1970	Cuozzo, G.	257	128	49.8	1,720	7	10	64.3
1971	Cuozzo, G.	168	75	44.6	842	6	8	52.2
1972	Tarkenton, F.	378	215	56.9	2,651	18	13	80.2
1973	Tarkenton, F.	274	169	61.7	2,113	15	7	93.2
1974	Tarkenton, F.	351	199	56.7	2,598	17	12	82.1
1975	Tarkenton, F.	425	273	64.2	2,994	25	13	91.8
1976	Tarkenton, F.	412	255	61.8	2,961	17	8	89.3
1977	Tarkenton, F.	258	155	60.1	1,734	9	14	69.2
1978	Tarkenton, F.	572	345	60.3	3,468	25	32	68.9
1979	Kramer, T.	566	315	55.7	3,397	23	24	69.3
1980	Kramer, T.	522	299	57.3	3,582	19	23	72.2
1981	Kramer, T.	593	322	54.3	3,912	26	24	72.6
1982	Kramer, T.	308	176	57.1	2,037	15	12	77.3
1983	Dils, S.	444	239	53.8	2,840	11	16	66.8
1984	Kramer, T.	236	124	52.5	1,678	9	10	70.6
1985	Kramer, T.	506	277	54.7	3,522	19	26	67.8
1986	Kramer, T.	372	208	55.9	3,000	24	10	92.6
1987	Wilson, W.	264	140	53.0	2,106	14	13	76.7
1988	Wilson, W.	332	204	61.4	2,746	15	9	91.5
1989	Wilson, W.	342	184	53.8	2,467	9	12	71.1
1990	Gannon, R.	349	182	52.1	2,278	16	16	68.9
1991	Gannon, R.	354	211	59.6	2,166	12	6	81.5
1992	Gannon, R.	279	159	57.0	1,905	12	13	72.9
1993	McMahon, J.	331	200	60.4	1,968	9	8	76.3
1994	Moon, W.	601	371	61.7	4,264	18	19	79.9
1995	Moon, W.	606	377	62.2	4,228	33	14	91.5
1996	Johnson, B.	311	195	62.7	2,258	17	10	89.4
1997	Johnson, B.	452	259	60.8	3,036	20	12	84.5
1998	Cunningham, R.	425	259	60.9	3,704	34	10	106.0
1999	George, J.	329	191	58.1	2,816	23	12	94.2
2000	Culpepper, D.	474	297	62.7	3,937	33	16	98.0
2001	Culpepper, D.	366	235	64.2	2,612	14	13	83.3
2002	Culpepper, D.	549	333	60.7	3,853	18	23	75.3
2003	Culpepper, D.	454	295	65.0	3,479	25	11	96.4
2004	Culpepper, D.	458	379	69.2	4,717	39	11	110.9
2005	Johnson, B.	494	284	62.6	1,885	12	4	88.9
2006	Johnson, B.	239	170	61.5	2,750	9	15	72.0
2007	Jackson, T.	294	171	58.2	1,911	12	12	70.8
2008	Frette, G.	301	178	59.1	2,157	12	15	73.7
2009	Favre, B.	531	363	68.4	4,202	33	7	107.2
2010	Favre, B.	358	217	60.6	2,509	11	19	69.9
2011	*Ponder, C.	291	158	54.3	1,853	13	10	70.1
2012	Ponder, C.	483	300	62.1	2,935	18	12	81.2
2013	Cassel, M.	254	153	60.2	1,807	11	9	81.6
2014	*Bridgewater, T.	402	259	64.4	2,919	14	12	85.2
2015	Bridgewater, T.	447	292	65.3	3,231	14	9	88.7
2016	Bradford, S.	552	395	71.6	3,877	20	5	99.3
2017	Keenum, C.	481	325	67.6	3,547	22	7	98.3
2018	Cousins, K.	606	425	70.1	4,298	30	10	99.7
2019	Cousins, K.	567	307	69.3	3,603	26	6	107.4
2020	Cousins, K.	516	349	67.6	4,265	33	13	105.0
2021	Cousins, K.	561	372	66.3	4,221	33	7	103.1
2022	Cousins, K.	119	74	62.2	758	5	3	83.9



Chuck Foreman, Adrian Peterson, Bill Brown and Robert Smith are the 4 career leading rushers in team history, the group gathered in the pregame of the playoff game vs. Philadelphia (1/4/09).

RECEIVING


Year	Player	No.	Yds.	Avg.	Long	TD	#NFL/NFC
1961	Reichow, Jerry.....	50	859	17.2	51t	11	12T
1962	Reichow, Jerry.....	39	561	14.4	41	3	22T
1963	Flatley, Paul.....	51	867	17.0	62	4	10T
1964	Brown, Bill.....	48	703	14.6	64	9	11
1965	Flatley, Paul.....	50	896	17.9	58	7	10T
1966	Flatley, Paul.....	50	777	15.0	41	3	12T
1967	Osborn, Dave.....	34	272	8.0	29	1	30T
1968	Washington, Gene.....	46	756	16.3	61	6	9
1969	Washington, Gene.....	39	821	21.1	83t	9	29
1970	Washington, Gene.....	44	702	15.9	49t	4	16T/11T
1971	Grim, Bob.....	45	691	15.3	55t	7	13T/7
1972	Gilliam, John.....	47	1,035	22.0	66t	7	10T/5T
1973	Gilliam, John.....	42	907	21.6	54t	8	19T/8T
1974	Foreman, Chuck.....	53	586	11.1	66t	6	8/6
1975	Foreman, Chuck.....	73	691	9.5	33	9	1/1
1976	Foreman, Chuck.....	55	567	10.3	41t	1	5/2
1977	Rashad, Ahmad.....	51	681	13.4	48t	2	5T/1
1978	Young, Rickey.....	88	705	8.0	48	5	1/1
1979	Rashad, Ahmad.....	80	1,156	14.5	52t	9	2/1
1980	Rashad, Ahmad.....	69	1,095	15.9	76t	5	5/4
1981	Brown, Ted.....	83	694	8.4	63	2	3/2
1982	Brown, Ted.....	31	207	6.7	29	2	32T/17T
1983	Nelson, Darrin.....	51	618	12.1	68	0	33T/18T
1984	Lewis, Leo.....	47	830	17.7	56	4	44/23
1985	Jordan, Steve.....	68	795	11.7	32	0	15/7
1986	Jordan, Steve.....	58	859	14.8	68t	6	29T/12
1987	Carter, Anthony.....	38	922	24.3	73t	7	48T/19T
1988	Carter, Anthony.....	72	1,225	17.0	67t	6	9T/7T
1989	Carter, Anthony.....	65	1,066	16.4	50	4	17/12
1990	Carter, Anthony.....	70	1,008	14.4	56t	8	12/6
1991	Carter, Cris.....	72	962	13.4	50	5	9T/4
1992	Carter, Cris.....	53	681	12.8	44	6	33T/20
1993	Carter, Cris.....	86	1,071	12.5	58	9	4T/4T
1994	Carter, Cris.....	122	1,256	10.3	65t	7	1/1
1995	Carter, Cris.....	122	1,371	11.2	60t	17	2T/2T
1996	Carter, Cris.....	96	1,163	12.1	43t	10	5/4
1997	Carter, Cris.....	89	1,069	12.0	43	13	4/3
1998	Carter, Cris.....	78	1,011	13.0	54t	12	11T/5
1999	Carter, Cris.....	90	1,241	13.8	68	13	5T/2
2000	Carter, Cris.....	96	1,274	13.3	53	9	6/3
2001	Moss, Randy.....	82	1,233	15.0	73t	10	16/7
2002	Moss, Randy.....	106	1,347	12.7	60	7	3/1
2003	Moss, Randy.....	111	1,632	14.7	72	17	2/2
2004	Wiggins, Jermaine.....	71	705	9.9	39	4	28/14
2005	Wiggins, Jermaine.....	69	568	8.2	24	1	29T/12T
2006	Taylor, Travis.....	57	651	11.4	36	3	48T/26T
2007	Wade, Bobby.....	54	647	12.0	40	3	52T/27T
2008	Wade, Bobby.....	53	645	12.2	59t	2	56T/24T
2009	Rice, Sidney.....	83	1,312	15.8	63	8	12T/6T
2010	Harvin, Percy.....	71	868	12.2	53t	5	21T/12T
2011	Harvin, Percy.....	87	967	11.1	52t	6	6/4
2012	Harvin, Percy.....	62	677	10.9	45	3	42t/25
2013	Jennings, Greg.....	68	804	11.8	70t	4	39/21
2014	Jennings, Greg.....	59	742	12.6	38	6	58T/29T
2015	*Diggs, Stefon.....	52	720	13.8	40t	4	62t/30t
2016	Diggs, Stefon.....	84	903	10.8	46	3	16/8
2017	Thielen, Adam.....	91	1,276	14.0	65t	4	8/4
2018	Thielen, Adam.....	113	1,373	12.2	68	9	4t/3t
2019	Diggs, Stefon.....	63	1,130	17.9	66	6	44t/24t
2020	*Jefferson, Justin.....	88	1,400	15.9	71t	7	15t/10
2021	Jefferson, Justin.....	108	1,616	15.0	56	10	4/3
2022	Jefferson, Justin.....	18	246	15.5	64	2	

*rookie

#receptions/gross punt average ranks

PUNTING

Year	Player	No.	Avg.	Long	Bkcd	#NFL/NFC
1961	*Mercer, Mike.....	63	33.0	59	2	12
1962	Mercer, Mike.....	19	43.5	77	0	12
1963	Cox, Fred.....	70	38.7	57	0	15
1964	Walden, Bobby.....	72	46.4	73	0	1
1965	Walden, Bobby.....	51	42.1	61	0	8
1966	Walden, Bobby.....	60	41.1	70	0	9
1967	Walden, Bobby.....	75	41.6	76	0	6
1968	Hill, King.....	35	41.0	53	0	DNQ
1969	Lee, Bob.....	67	40.0	56	0	10
1970	McNeill, Tom.....	61	38.0	64	0	25/12
1971	Lee, Bob.....	89	39.6	58	0	20/10
1972	Eischeid, Mike.....	62	42.7	61	1	5T/2T
1973	Eischeid, Mike.....	66	39.8	57	0	21/12
1974	Eischeid, Mike.....	73	36.1	50	1	25/12
1975	*Clabo, Neil.....	73	41.1	62	2	7/4
1976	Clabo, Neil.....	69	38.8	55	0	19/8
1977	Clabo, Neil.....	83	39.8	69	0	11/7
1978	Coleman, Greg.....	51	39.0	59	1	14/7
1979	Coleman, Greg.....	90	39.5	70	1	20/10
1980	Coleman, Greg.....	81	38.8	67	0	24/13
1981	Coleman, Greg.....	88	41.4	73	0	12/7
1982	Coleman, Greg.....	58	41.1	67	0	13/9
1983	Coleman, Greg.....	91	41.5	65	0	12T/4T
1984	Coleman, Greg.....	82	42.4	62	0	7/2
1985	Coleman, Greg.....	67	42.8	62	0	7/4
1986	Coleman, Greg.....	67	41.4	69	0	11/7
1987	Coleman, Greg.....	45	39.7	54	1	19/9
1988	Scribner, Bucky.....	84	40.3	55	2	15T/8
1989	Scribner, Bucky.....	72	39.8	55	0	19/9
1990	Newsome, Harry.....	78	42.3	61	1	7T/5
1991	Newsome, Harry.....	68	45.5	65	0	2/1
1992	Newsome, Harry.....	72	45.0	84	1	2/1
1993	Newsome, Harry.....	90	42.9	64	0	12T/6T
1994	Saxon, Mike.....	77	42.9	67	0	7T/5
1995	Saxon, Mike.....	72	40.9	60	0	23T/11T
1996	Berger, Mitch.....	88	41.1	63	2	26/13
1997	Berger, Mitch.....	73	42.9	65	0	13T/5T
1998	Berger, Mitch.....	55	44.7	67	0	7T/3
1999	Berger, Mitch.....	61	45.4	75	0	2/1
2000	Berger, Mitch.....	62	44.7	60	0	4T/1
2001	Berger, Mitch.....	47	43.5	67	0	7T/2T
2002	Richardson, Kyle.....	62	39.9	59	1	28T/14
2003	*Johnson, Eddie.....	56	39.1	55	1	27/14
2004	Bennett, Darren.....	57	39.3	61	0	29/15
2005	*Kluwe, Chris.....	71	44.1	62	0	6/2
2006	Kluwe, Chris.....	93	42.3	68	0	25T/14
2007	Kluwe, Chris.....	81	44.7	70	0	8/4
2008	Kluwe, Chris.....	73	47.6	62	1	4/3
2009	Kluwe, Chris.....	73	43.9	60	0	15/7
2010	Kluwe, Chris.....	83	43.0	59	0	21/11
2011	Kluwe, Chris.....	77	45.7	60	0	13/4
2012	Kluwe, Chris.....	72	45.0	59	0	22/10
2013	*Locke, Jeff.....	75	44.2	65	0	24/12
2014	Locke, Jeff.....	75	44.2	62	1	23/10
2015	Locke, Jeff.....	66	41.6	61	0	32/16
2016	Locke, Jeff.....	74	42.6	72	0	29/14
2017	Quigley, Ryan.....	71	42.2	56	0	32/16
2018	Wile, Matt.....	72	45.2	70	1	15/10
2019	Colquitt, Britton.....	62	45.2	59	0	19/9
2020	Colquitt, Britton.....	54	45.1	59	2	22/11
2021	Berry, Jordan.....	78	46.5	64	1	14/9
2022	*Wright, Ryan.....	13		58	0	



Gene Washington was a Pro Bowl starter in 1969 and 1970 and was the 8th overall pick in the 1967 Draft from Michigan State.

SCORING

Year	Player	TD	PAT	FG	Tot.	#NFL/NFC
1961	Reichow, Jerry.....	11	-	-	66	16T
1962	Christopherson, Jim.....	-	28	11	61	20
1963	Cox, Fred.....	-	39	12	75	10
1964	Cox, Fred.....	-	40	21	103	6
1965	Cox, Fred.....	-	44	23	113	3
1966	Cox, Fred.....	-	34	18	88	11
1967	Cox, Fred.....	-	26	17	77	8
1968	Cox, Fred.....	-	31	19	88	6
1969	Cox, Fred.....	-	43	26	121	1
1970	Cox, Fred.....	-	35	30	125	1/1
1971	Cox, Fred.....	-	25	22	91	8T/4T
1972	Cox, Fred.....	-	34	21	97	9T/5T
1973	Cox, Fred.....	-	33	21	96	12/8
1974	Foreman, Chuck.....	15	-	-	90	4T/3
1975	Foreman, Chuck.....	22	-	-	132	2/1
1976	Cox, Fred.....	-	32	19	89	5/3
1977	Foreman, Chuck.....	9	-	-	54	24T/9T
	White, Sammy.....	9	-	-	54	24T/9T
1978	Danmeier, Rick.....	-	36	12	72	19T/7T
1979	Danmeier, Rick.....	-	28	13	67	30/12
1980	Danmeier, Rick.....	-	33	16	81	16T/7T
1981	Danmeier, Rick.....	-	34	21	97	15/8
1982	Danmeier, Rick.....	-	23	8	47	26/15
1983	Ricardo, Benny.....	-	33	25	108	13/9
1984	Stenerud, Jan.....	-	30	20	90	24/12
1985	Stenerud, Jan.....	-	41	15	86	25/14
1986	Nelson, Chuck.....	-	44	22	110	4/3
1987	Nelson, Chuck.....	-	36	13	75	20T/10
1988	Nelson, Chuck.....	-	48	20	108	9T/4T
1989	Karlis, Rich.....	-	27	31	120	37/37
1990	Igwebuikie, Donald.....	-	19	14	61	39/21
1991	Revez, Fuad.....	-	34	17	85	21T/11T
1992	Revez, Fuad.....	-	45	19	102	12/5
1993	Revez, Fuad.....	-	27	26	105	14T/7
1994	Revez, Fuad.....	-	30	34	132	2T/1T
1995	Revez, Fuad.....	-	44	26	122	7T/4T
1996	Sisson, Scott.....	-	30	22	96	21/9
1997	Carter, Cris.....	13	-	3 (2pt)	84	26T/11T
1998	Anderson, Gary.....	-	59	35	164	1/1
1999	Anderson, Gary.....	-	46	19	103	20/7
2000	Anderson, Gary.....	-	45	22	111	11/6
2001	Anderson, Gary.....	-	29	15	74	33T/15
2002	Anderson, Gary.....	-	36	18	90	28T/14
2003	Elling, Aaron.....	-	48	18	102	17T/8T
	Moss, Randy.....	17	-	-	102	17T/8T
2004	Andersen, Morten.....	-	45	18	99	20T/7T
2005	Edinger, Paul.....	-	31	25	106	19/7
2006	Longwell, Ryan.....	-	27	21	90	31/14
2007	Longwell, Ryan.....	-	39	20	99	24T/11T
2008	Longwell, Ryan.....	-	40	29	127	7T/6T
2009	Longwell, Ryan.....	-	54	26	132	3/2
2010	Longwell, Ryan.....	-	30	17	81	28/15
2011	Longwell, Ryan.....	-	38	22	104	23/13
2012	*Walsh, Blair.....	-	36	35	141	4/3
2013	Walsh, Blair.....	-	43	26	121	15/7
2014	Walsh, Blair.....	-	29	26	107	20/10
2015	Walsh, Blair.....	-	33	34	135	4/3
2016	Forbath, Kai.....	-	11	15	56	48T/25T
2017	Forbath, Kai.....	-	34	32	130	10T/5T
2018	Bailey, Dan.....	-	30	21	93	23T/14T
2019	Bailey, Dan.....	-	40	27	121	6/4
2020	Cook, Dalvin.....	17	-	3 (2pt)	108	18T/11T
2021	Joseph, Greg.....	-	36	33	135	6T/3
2022	Joseph, Greg.....	-	3	3	12	

FIELD GOALS

Year	Player	Att.	Made	Pct.	Long	#NFL/NFC
1961	*Mercer, Mike.....	21	9	42.9	34	11
1962	Christopherson, Jim.....	20	11	55.0	44	6T
1963	Cox, Fred.....	24	12	50.0	46	7T
1964	Cox, Fred.....	33	21	63.6	47	3
1965	Cox, Fred.....	35	23	65.7	53	1
1966	Cox, Fred.....	33	18	54.5	44	10
1967	Cox, Fred.....	33	17	51.5	44	7
1968	Cox, Fred.....	29	19	65.5	45	3
1969	Cox, Fred.....	37	26	70.3	48	1
1970	Cox, Fred.....	46	30	65.2	47	8/5
1971	Cox, Fred.....	32	22	68.7	47	5/3
1972	Cox, Fred.....	33	21	63.6	43	13T/4T
1973	Cox, Fred.....	35	21	60.0	41	19T/9T
1974	Cox, Fred.....	20	12	60.0	46	14T/7T
1975	Cox, Fred.....	17	13	76.4	52	6/4
1976	Cox, Fred.....	31	19	61.3	49	11/7
1977	Cox, Fred.....	17	8	47.1	42	23T/12
1978	Danmeier, Rick.....	19	12	63.2	47	18/11
1979	Danmeier, Rick.....	22	13	59.1	44	22T/11
1980	Danmeier, Rick.....	26	16	61.5	47	18T/9
1981	Danmeier, Rick.....	25	21	84.0	45	2/2
1982	Danmeier, Rick.....	14	8	57.1	43	24T/12T
1983	Ricardo, Benny.....	33	25	75.8	47	14/7
1984	Stenerud, Jan.....	23	20	87.0	54	1/1
1985	Stenerud, Jan.....	26	15	57.7	49	25T/12
1986	Nelson, Chuck.....	28	22	78.6	53	4/2
1987	Nelson, Chuck.....	24	13	54.2	51	27T/13
1988	Nelson, Chuck.....	25	20	80.0	49	6/2
1989	Karlis, Rich.....	39	31	79.5	51	5/3
1990	Igwebuikie, Donald.....	16	14	87.5	48	4/1
1991	Revez, Fuad.....	24	17	70.8	50	17/9
1992	Revez, Fuad.....	25	19	76.0	52	12/6
1993	Revez, Fuad.....	35	26	74.3	51	10T/6T
1994	Revez, Fuad.....	39	34	87.2	51	3/1
1995	Revez, Fuad.....	36	26	72.2	51	13T/6T
1996	Sisson, Scott.....	29	22	75.9	44	18T/8T
1997	Murray, Eddie.....	17	12	70.6	49	28T/14
1998	Anderson, Gary.....	35	35	100.0	53	2/1
1999	Anderson, Gary.....	30	19	63.3	44	23T/9T
2000	Anderson, Gary.....	23	22	95.7	49	17T/9
2001	Anderson, Gary.....	18	15	83.3	44	29T/14
2002	Anderson, Gary.....	23	18	78.3	53	23T/12
2003	Elling, Aaron.....	25	18	72.0	51	23T/12
2004	Andersen, Morten.....	22	18	81.8	48	23T/11T
2005	Edinger, Paul.....	34	25	73.5	56	12T/6T
2006	Longwell, Ryan.....	25	21	84.0	49	22T/11
2007	Longwell, Ryan.....	24	20	83.3	55	28T/14
2008	Longwell, Ryan.....	34	29	85.3	54	8T/5T
2009	Longwell, Ryan.....	28	26	92.9	52	10T/4
2010	Longwell, Ryan.....	18	17	94.4	48	26T/15
2011	Longwell, Ryan.....	28	22	78.6	53	25T/12T
2012	*Walsh, Blair.....	38	35	92.1	56	1/1
2013	Walsh, Blair.....	30	26	86.7	54	13T/6T
2014	Walsh, Blair.....	35	26	74.3	55	15T/7
2015	Walsh, Blair.....	39	34	87.2	54	1/1
2016	Forbath, Kai.....	15	15	100.0	51	31T/15
2017	Forbath, Kai.....	38	32	84.2	53	9T/4T
2018	Bailey, Dan.....	28	21	75.0	52	20T/12
2019	Bailey, Dan.....	29	27	93.1	50	8T/3T
2020	Bailey, Dan.....	22	15	68.2	53	28T/14
2021	Joseph, Greg.....	38	33	86.8	55	5/1
2022	Joseph, Greg.....	5	3	60.0	56	

*rookie
#total points/FGs made ranks



Fred Cox holds the Vikings career scoring record with 1,365 points. He made 282 field goals and converted 519 extra points in his 15 seasons.

KICKOFF RETURNS

Year	Player	No.	Yds.	Avg.	Long	TD	#NFL/NFC
1961	*Mason, Tommy	25	603	24.1	42	0	15
1962	Butler, Billy	26	588	22.6	45	0	17
1963	Butler, Billy	33	713	21.6	35	0	17
1964	Butler, Billy	26	597	23.0	34	0	17
1965	*Rentzel, Lance	23	602	26.2	101t	1	10
1966	Fitzgerald, Mike	14	301	21.5	28	0	21
1967	Jones, Clinton	25	597	23.8	96t	1	14
1968	*West, Charlie	22	576	26.1	82	0	6
1969	Jones, Clinton	17	444	26.1	71	0	7
1970	Jones, Clinton	19	452	23.7	41	0	17/7
1971	West, Charlie	24	556	23.0	36	0	19/13
1972	Gilliam, John	14	369	26.3	47	0	8/6
1973	McClanahan, Brent	16	410	25.6	45	0	14/5
1974	McClanahan, Brent	23	549	23.9	52	0	20/10
1975	McClanahan, Brent	17	360	21.2	42	0	30/15
1976	*Willis, Leonard	24	552	23.0	57	0	19/7
1977	Moore, Manfred	24	523	21.8	48	0	25/15
1978	*Miller, Kevin	40	856	21.4	38	0	24/10T
1979	Edwards, Jimmy	44	1103	25.1	83	0	2/1
1980	Payton, Eddie	53	1184	22.3	59	0	14/7
1981	Payton, Eddie	39	898	23.0	99t	1	11/6
1982	Redwine, Jarvis	12	286	23.8	76	0	5/3
1983	Nelson, Darrin	18	445	24.7	50	0	3/1
1984	Nelson, Darrin	39	891	22.8	47	0	6/3
1985	*Rhymes, Buster	53	1,345	25.4	88	0	5/4
1986	Bess, Rufus	31	705	22.7	43	0	9/4
1987	Guggemos, Neal	36	808	22.4	42	0	7/7/5T
1988	*Harris, Darryl	39	833	21.4	30	0	12/4T
1989	Nelson, Darrin	14	307	21.9	32	0	DNQ
1990	Walker, Herschel	44	966	22.0	64	0	7/5
1991	Nelson, Darrin	31	682	22.0	50	0	9/6
1992	Nelson, Darrin	29	626	21.6	53	0	10/7T
1993	*Ismail, Qadry	42	902	21.5	47	0	10/7
1994	Ismail, Qadry	35	807	23.1	61	0	13/10
1995	Ismail, Qadry	42	1,037	24.7	71	0	7/7/2
1996	Ismail, Qadry	28	527	18.8	32	0	38/19
1997	Palmer, David	32	711	22.2	62	0	20/13
1998	Palmer, David	50	1,176	23.5	88t	1	18/9
1999	Tate, Robert	25	627	25.1	76t	1	4/3
2000	*Walters, Troy	30	692	23.1	38	0	18/9
2001	Jacquet, Nate	46	1,012	22.0	53	0	24/13
2002	Williams, Moe	24	516	21.5	51	0	32/20
2003	*Smith, Antonio	27	588	21.8	46	0	24/13
2004	Campbell, Kelly	35	760	21.7	55	0	26/14
2005	Robinson, Koren	47	1,221	26.0	86t	1	5/1
2006	Johnson, Bethel	45	1,054	23.4	65	0	21/10
2007	*Allison, Aundrae	20	574	28.7	104t	1	3/1
2008	Hicks, Maurice	29	690	23.8	38	0	24/13
2009	*Harvin, Percy	42	1,156	27.5	101t	2	4/3T
2010	Harvin, Percy	40	933	23.3	95t	1	21/9
2011	Harvin, Percy	16	520	32.5	104	1	DNQ
2012	Harvin, Percy	16	574	35.9	105t	1	DNQ
2013	*Patterson, Cordarrelle	43	1,393	32.4	109t	2	1/1
2014	Patterson, Cordarrelle	34	871	25.6	51	0	6/2
2015	Patterson, Cordarrelle	32	1,019	31.8	101t	2	1/1
2016	Patterson, Cordarrelle	25	792	31.7	104t	1	1/1
2017	McKinnon, Jerick	12	312	26.0	39	0	DNQ
2018	Abdullah, Ameer	10	258	25.8	33	0	DNQ
2019	Abdullah, Ameer	13	325	25.0	38	0	DNQ
2020	Abdullah, Ameer	15	352	23.5	33	0	DNQ
2021	*Nwangwu, Kene	18	579	32.2	99t	2	DNQ
2022	Nwangwu, Kene	8	182	22.7	25	0	

PUNT RETURNS

Year	Player	No.	Yds.	Avg.	Long	TD	#NFL/NFC
1961	*Mason, Tommy	14	146	10.4	23	0	5
1962	Butler, Billy	12	169	14.1	46	0	DNQ
1963	Butler, Billy	21	220	10.5	60t	1	4
1964	Butler, Billy	22	156	7.1	32	0	12
1965	Mason, Tommy	9	63	7.0	17	0	DNQ
1966	Sharockman, Ed	9	95	10.5	76	0	DNQ
1967	Grim, Bob	25	101	4.0	81	0	12
1968	*West, Charlie	20	201	10.0	98t	1	4
1969	Jones, Clinton	39	245	6.3	55	0	6
1970	West, Charlie	29	169	5.8	53	0	24/10
1971	West, Charlie	18	94	5.2	16	0	22/9
1972	Gilliam, John	16	110	6.8	23	0	137/6T
1973	Bryant, Bobby	25	140	5.6	16	0	26/12
1974	Wallace, Jackie	25	191	7.6	30	0	30/15
1975	Bryant, Bobby	19	125	6.6	16	0	25/15
1976	*Willis, Leonard	30	207	6.9	29	0	277/13T
1977	Moore, Manfred	47	277	5.9	28	0	33/15
1978	*Miller, Kevin	48	239	5.0	47	0	30/15
1979	Edwards, Jimmy	33	186	5.6	42	0	26/12
1980	Payton, Eddie	34	251	7.4	19	0	25/13
1981	Payton, Eddie	38	303	8.0	28	0	18/10
1982	Payton, Eddie	22	179	8.1	35	0	13/6
1983	Bess, Rufus	21	158	7.5	23	0	25/13
1984	Nelson, Darrin	23	180	7.8	21	0	19/9
1985	Nelson, Darrin	16	133	8.3	21	0	DNQ
1986	Bess, Rufus	23	162	7.0	15	0	20/10
1987	Lewis, Leo	22	275	12.5	78t	1	57/3T
1988	Lewis, Leo	58	550	9.5	64	0	12/5
1989	Lewis, Leo	44	446	10.1	65	0	8/7
1990	Lewis, Leo	25	180	7.2	30	0	187/12
1991	Lewis, Leo	30	225	7.5	44	0	19/14
1992	Parker, Anthony	33	336	10.2	42	0	9/4
1993	*Gulford, Eric	29	212	7.3	50	0	21/10
1994	*Palmer, David	30	193	6.4	20	0	24/11
1995	Palmer, David	26	342	13.2	74t	1	1/1
1996	Palmer, David	22	216	9.8	69t	1	12/6
1997	Palmer, David	34	444	13.1	57	0	3/1
1998	Palmer, David	28	289	10.3	53	0	14/8
1999	Moss, Randy	17	162	9.5	64t	1	DNQ
2000	*Walters, Troy	15	217	14.5	63	0	DNQ
2001	Jacquet, Nate	29	219	7.6	23	0	22/12
2002	*Davis, Nick	24	190	7.9	57	0	17/12
2003	*Howry, Keenan	35	247	7.1	52	0	25/11
2004	Burleson, Nate	25	214	8.6	91t	1	16/7
2005	Moore, Mewelde	21	245	11.7	71t	1	3/2
2006	Moore, Mewelde	36	365	10.1	71t	1	11/4
2007	Moore, Mewelde	13	130	10.0	42	0	DNQ
2008	Berrian, Bernard	7	114	16.3	82t	1	DNQ
2009	Reynaud, Darius	30	308	10.3	36	0	97/4
2010	Camarillo, Greg	39	359	9.2	52	0	16/9
2011	Sherels, Marcus	33	277	8.4	53	0	23/10
2012	Sherels, Marcus	32	287	9.0	77t	1	17/7
2013	Sherels, Marcus	22	335	15.2	86t	1	2/1
2014	Sherels, Marcus	27	297	11.0	35	0	6/3
2015	Sherels, Marcus	34	311	9.1	65t	1	12/7
2016	Sherels, Marcus	21	292	13.9	79t	2	2/1
2017	Sherels, Marcus	39	372	9.5	46	0	7/4
2018	Sherels, Marcus	23	276	12.0	70	0	6/2
2019	Hughes, Mike	14	104	7.4	23	0	DNQ
2020	Beebe, Chad	9	42	4.7	13	0	DNQ
2021	Westbrook, Dede	22	183	8.3	45	0	10/5
2022	Reagor, Jalen	5	32	6.4	11	0	

* rookie

#KR average/PR average ranks



Marcus Sherels holds the Vikings record with 5 career punt return TDs and holds the record with 2 in a season in 2016.

INTERCEPTIONS

Year	Player	No.	Yds.	Avg.	Long	TD	#NFL/NFC
1961	*Hawkins, Rip	5	70	14.0	34	0	16T
1962	Sharockman, Ed	6	92	15.3	32	0	9T
1963	Sharockman, Ed	5	93	18.6	47	1	14T
1964	*Rose, George	6	48	8.0	32	1	5T
1965	Sharockman, Ed	6	118	19.7	40	1	3T
1966	Hackbart, Dale	5	73	14.6	41t	1	9T
1967	Mackbee, Earcell	5	98	19.6	40	1	13T
1968	Krause, Paul	7	82	11.7	29	0	7T
1969	Bryant, Bobby	8	97	12.1	56	0	2T
1970	Sharockman, Ed	7	132	18.8	43	1	5T/2T
1971	West, Charlie	7	236	33.7	89	0	6T/3T
1972	Krause, Paul	6	109	18.1	35	2	7T/3T
1973	Bryant, Bobby	7	105	15.0	46	1	3/1
1974	Wright, Nate	6	91	15.2	44	0	9T/4T
1975	Krause, Paul	10	201	20.1	81	0	2/1
1976	Wright, Nate	7	47	6.6	21	0	6T/4T
1977	Bryant, Bobby	4	44	11.0	41	0	29T/15T
1978	Bryant, Bobby	7	69	9.9	23	0	6T/4T
1979	Hannon, Tommy	4	85	21.3	52	0	32T/13T
	Wright, Nate	4	44	11.0	32	0	32T/13T
1980	Turner, John	6	22	3.7	13	0	13T/4T
1981	Hannon, Tommy	4	28	7.0	28	0	32T/20T
	Teal, Willie	4	23	5.8	15	0	32T/20T
1982	Teal, Willie	4	15	3.8	13	0	9T/4T
1983	Turner, John	6	37	6.7	22	0	15T/8T
	Swain, John	6	12	2.0	11	0	15T/8T
1984	Bess, Rufus	3	7	2.4	7	0	53T/24T
1985	Turner, John	5	62	12.4	25	0	21T/10T
1986	Holt, Issiac	8	54	6.8	27	0	5T/4T
1987	Browner, Joey	6	67	11.2	23	0	2T/2T
1988	Lee, Carl	8	118	14.8	58t	2	2T/2T
1989	Browner, Joey	5	70	14.0	34	0	16T/9T
1990	Browner, Joey	7	103	14.7	31	1	3T/2T
1991	Browner, Joey	5	97	19.4	45	0	8T/5T
1992	McMillian, Audray	8	157	19.6	61t	2	1T/1
1993	Glenn, Vencie	5	49	9.8	23	0	14T/6T
1994	Parker, Anthony	4	99	24.8	44t	2	21T/12T
	Glenn, Vencie	4	55	13.8	32	0	21T/12T
1995	*Thomas, Orlando	9	108	12.0	45t	1	1/1
1996	Thomas, Orlando	5	57	11.4	34	0	11T/6T
1997	Washington, D.	4	71	17.8	27	0	23T/16T
1998	Hitchcock, Jimmy	7	242	34.6	79t	3	5T/2T
1999	Griffith, Robert	3	0	0.0	0	0	43/21
2000	Wong, Kailee	2	28	14.0	14	0	65T/34T
	Tate, Robert	2	12	6.0	12	0	65T/34T
2001	Griffith, Robert	2	25	12.5	14	0	72T/37T
	*Kelly, Eric	2	-7	-3.5	2	0	72T/37T
2002	Biekert, Greg	4	26	6.5	20	0	22T/11T
2003	Russell, Brian	9	185	20.6	50	0	1T/1T
2004	Winfield, Antoine	3	89	29.7	56	0	48T/23T
2005	Sharper, Darren	9	276	30.7	92t	2	3/1
2006	Smith, Dwight	4	81	20.3	47	0	18T/7T
	Winfield, Antoine	4	33	8.3	26	1	18T/7T
	Sharper, Darren	4	10	2.5	10	0	18T/7T
2007	Smith, Dwight	4	112	28.0	93t	1	23T/11T
	Sharper, Darren	4	61	15.3	41	1	23T/11T
2008	Leber, Ben	2	29	14.5	28	0	31T/15T
	Sapp, Benny	2	13	6.5	14	0	31T/15T
	Winfield, Antoine	2	5	2.5	4	0	31T/15T
	Williams, Madieu	2	-1	-0.5	0	0	31T/15T
2009	Griffin, Cedric	4	-2	-0.5	0	0	23T/14T
2010	Henderson, E.J.	3	10	3.3	10	0	31T/21T
	Abdullah, Husain	3	5	1.7	5	0	31T/21T
2011	Sanford, Jamarc	2	69	34.5	52	0	62T/41T
2012	*Smith, Harrison	3	87	29.0	56t	2	29T/17T
	Winfield, Antoine	3	37	12.3	31	0	29T/17T
2013	Greenway, Chad	3	23	7.7	23	0	32T/18T
2014	Smith, Harrison	5	150	30.0	81t	1	3t/2t
2015	Newman, Terence	3	4	1.3	4	0	24t/10t
2016	Rhodes, Xavier	5	133	26.6	100t	1	5t/2t
2017	Smith, Harrison	5	42	8.4	19	0	5t/2t
2018	Smith, Harrison	3	66	22.0	52	0	18t/10t
	Harris, Anthony	3	33	11.0	33	0	18t/10t
2019	Harris, Anthony	6	42	7.0	20t	1	1t/1
2020	Smith, Harrison	5	33	6.6	16	0	4t/1t
2021	Woods, Xavier	3	54	18.0	27	0	23T/11T
	Barr, Anthony	3	11	3.7	8	0	23T/11T
2022	Smith, Harrison	1	0	0.0	0	0	
	Hicks, Jordan	1	19	19.0	19	0	
	Metellus, Josh	1	0	0.0	0	0	

*rookie
#interception ranks

TACKLES (DEFENSIVE ONLY) press box statistics since 2020

Year	Player	Solo	Assists	Total
1961	*Hawkins, Rip	100	26	126
1962	Hawkins, Rip	74	16	90
1963	Hawkins, Rip	94	20	114
1964	Hawkins, Rip	61	38	99
1965	Vargo, Larry	78	10	88
1966	Warwick, Lonnie	66	26	92
1967	Warwick, Lonnie	90	23	113
1968	Page, Alan	66	30	96
1969	Warwick, Lonnie	70	6	76
1970	Warwick, Lonnie	60	11	71
1971	Hilgenberg, Wally	87	23	110
1972	Page, Alan	99	33	132
1973	Siemon, Jeff	112	43	155
1974	Siemon, Jeff	105	46	151
1975	Page, Alan	82	40	122
1976	Siemon, Jeff	120	41	161
1977	McNeill, Fred	92	44	136
1978	Siemon, Jeff	170	59	229
1979	Blair, Matt	132	37	169
1980	Studwell, Scott	151	54	205
1981	Studwell, Scott	156	74	230
1982	Studwell, Scott	85	37	122
1983	Studwell, Scott	132	83	215
1984	Studwell, Scott	142	71	213
1985	Studwell, Scott	107	97	204
1986	Browner, Joey	98	41	139
1987	Solomon, Jesse	92	29	121
	Browner, Joey	87	34	121
1988	Studwell, Scott	81	45	126
1989	Studwell, Scott	101	71	172
1990	Merrifweather, Mike	99	54	153
1991	Merrifweather, Mike	101	88	189
1992	Del Rio, Jack	110	39	149
1993	Del Rio, Jack	108	61	169
1994	Del Rio, Jack	118	67	185
1995	McDaniel, Ed	96	40	136
1996	Brady, Jeff	89	57	146
1997	McDaniel, Ed	77	58	135
1998	McDaniel, Ed	100	55	155
1999	McDaniel, Ed	110	56	166
2000	Wong, Kailee	94	40	134
2001	Wong, Kailee	90	26	116
2002	Biekert, Greg	72	75	147
2003	Chavous, Corey	86	22	108
2004	Henderson, E.J.	92	43	125
2005	Cowart, Sam	70	34	104
2006	Henderson, E.J.	95	47	142
2007	Henderson, E.J.	117	38	155
2008	Greenway, Chad	103	47	150
2009	Greenway, Chad	88	39	127
2010	Greenway, Chad	106	43	149
2011	Greenway, Chad	104	70	174
2012	Greenway, Chad	121	70	191
2013	Greenway, Chad	113	54	167
2014	Smith, Harrison	82	38	120
2015	*Kendricks, Eric	80	25	105
2016	Kendricks, Eric	86	40	126
2017	Kendricks, Eric	87	49	136
2018	Kendricks, Eric	77	43	120
2019	Kendricks, Eric	88	42	130
2020	Wilson, Eric	62	60	122
2021	Kendricks, Eric	81	62	143
2022	Hicks, Jordan	18	2	20



Bobby Bryant is 2nd in Vikings history with 51 career interceptions.

SACKS

Year	Player	Sacks	Year	Player	Sacks	Year	Player	Sacks
1961.....	Marshall, Jim.....	6.0	1978.....	Mullaney, Mark.....	9.0	1992.....	Doleman, Chris.....	14.5
1962.....	Marshall, Jim.....	9.0	1979.....	Mullaney, Mark.....	8.0	1993.....	Doleman, Chris.....	12.5
1963.....	Hultz, Don.....	10.5	1980.....	*Martin, Doug.....	5.0	Randle, John.....	12.5
.....	Marshall, Jim.....	10.5	Mullaney, Mark.....	5.0	1994.....	Randle, John.....	13.5
1964.....	Marshall, Jim.....	11.5	Sutherland, Doug.....	5.0	1995.....	Randle, John.....	10.5
1965.....	Marshall, Jim.....	7.5	1981.....	Blair, Matt.....	6.0	1996.....	Randle, John.....	11.5
1966.....	Marshall, Jim.....	7.0	Holloway, Randy.....	6.0	1997.....	Randle, John.....	15.5
1967.....	*Page, Alan.....	8.5	Martin, Doug.....	6.0	1998.....	Randle, John.....	10.5
1968.....	Page, Alan.....	11.0	1982.....	Martin, Doug.....	10.5	1999.....	Randle, John.....	10.0
1969.....	Eller, Carl.....	15.0	1983.....	Martin, Doug.....	12.0	2000.....	Randle, John.....	8.0
.....	Marshall, Jim.....	15.0	1984.....	Holloway, Randy.....	5.0	2001.....	Hovan, Chris.....	6.0
1970.....	Eller, Carl.....	13.0	Johnson, Charlie.....	5.0	2002.....	Johnstone, Lance.....	7.0
1971.....	Page, Alan.....	9.0	1985.....	Millard, Keith.....	11.0	2003.....	*Williams, Kevin.....	10.5
1972.....	Eller, Carl.....	7.0	1986.....	Millard, Keith.....	10.5	2004.....	Williams, Kevin.....	11.5
1973.....	Eller, Carl.....	11.0	1987.....	Doleman, Chris.....	11.0	2005.....	Johnstone, Lance.....	7.5
1974.....	Page, Alan.....	11.0	1988.....	Millard, Keith.....	8.0	2006.....	Scott, Darriorn.....	5.5
1975.....	Page, Alan.....	13.0	Doleman, Chris.....	8.0	2007.....	Edwards, Ray.....	5.0
1976.....	Page, Alan.....	18.0	1989.....	Doleman, Chris.....	21.0	Leber, Ben.....	5.0
1977.....	Eller, Carl.....	15.0	1990.....	Doleman, Chris.....	11.0	Udeze, Kenechi.....	5.0
			1991.....	Randle, John.....	9.5	Allen, Jared.....	14.5

*rookie

SPECIAL TEAM TACKLES citing press box statistics since 2020

Year	Player	Tackles	Year	Player	Tackles	Year	Player	Tackles
1961.....	*Morris, Jack.....	18	1978.....	Allen, Nate.....	20	1996.....	Walsh, Chris.....	16
1962.....	Sumner, Charlie.....	12	1979.....	* Nord, Keith.....	21	1997.....	Morrow, Harold.....	32
1963.....	Dillon, Terry.....	29	1980.....	Nord, Keith.....	26	1998.....	* Mays, Kivusama.....	20
1964.....	Sharockman, Ed.....	12	1981.....	Nord, Keith.....	17	1999.....	Morrow, Harold.....	26
1965.....	Barnes, Bill.....	13	1982.....	Nord, Keith.....	23	2000.....	Nelson, Jim.....	29
1966.....	Hackbart, Dale.....	13	1983.....	*Browner, Joey.....	38	2001.....	Morrow, Harold.....	17
1967.....	Kirby, John.....	16	1984.....	Ashley, Walker Lee.....	28	2002.....	* Brewer, Jack.....	26
1968.....	Denny, Earl.....	21	1985.....	Lee, Carl.....	23	2003.....	*Henderson, E.J.....	27
1969.....	Mike Reilly.....	16	1986.....	Ashley, Walker Lee.....	25	2004.....	Winfield, Antoine.....	18
1970.....	Hackbart, Dale.....	14	1987.....	Ashley, Walker Lee.....	21	2005.....	Owens, Richard.....	22
1971.....	Gersbach, Carl.....	25	1988.....	Henderson, Wyman.....	23	2006.....	Farwell, Heath.....	25
1972.....	West, Charlie.....	20	1989.....	Dusback, Mark.....	23	2007.....	Farwell, Heath.....	32
1973.....	Martin, Amos.....	19	1990.....	McMillian, Audrey.....	20	2008.....	Abdullah, Husain.....	24
1974.....	Martin, Amos.....	23	1991.....	Eilers, Pat.....	22	2009.....	Onatolu, Kenny.....	24
1975.....	McNeill, Fred.....	18	1992.....	Reed, Jake.....	21	2010.....	Farwell, Heath.....	19
1976.....	Blair, Matt.....	18	1993.....	Manusky, Greg.....	26	2011.....	Frampton, Eric.....	22
1977.....	Allen, Nate.....	35	1994.....	Abrams, Bobby.....	28	2012.....	McKenzie, Tyrone.....	20
			1995.....	Griffith, Robert.....	29	2013.....	Blanton, Robert.....	19
						2014.....	Sendejo, Andrew.....	13
						2015.....	*Waynes, Tre.....	16
						2016.....	Cole, Audie.....	13
						2017.....	*Gedeon, Ben.....	16
						2018.....	Kearse, Jayron.....	18
						2019.....	*Boyd, Kris.....	11
						2020.....	*Metellus, Josh.....	7
						2021.....	Dye, Troy.....	10
						2022.....	Metellus, Josh.....	2
						Dye, Troy.....	2
						Ellefson, Ben.....	2

*rookie



From 1987-92, the Vikings were represented by either Chris Doleman ('87, '88, '89, '90, '92), Keith Millard ('88, '89) or Henry Thomas ('91, '92) in the Pro Bowl. Millard was the 1989 NFL Defensive Player of the Year by Associated Press, only the 2nd Vikings player to earn the award.

VIKINGS INDIVIDUAL RECORDS

1961-77 - 14 games; 1978-2020 - 16 games; 2021- 17 games

Note: The 1982 regular season was reduced to nine games and the 1987 season to 15 games due to players' strike

COACHES

Games

259	Bud Grant, 1967-83, 85
159	Dennis Green, 1992-01
129	Mike Zimmer, 2014-21
95	Jerry Burns, 1986-91

Wins

158	Bud Grant, 1967-83, '85
97	Dennis Green, 1992-01
72	Mike Zimmer, 2014-21
52	Jerry Burns, 1986-91

Consecutive Wins

13	Bud Grant, 1974-75
12	Bud Grant, 1969
10	Dennis Green, 1999-00
9	Bud Grant, 1975
9	Dennis Green, 1998-99
5	Mike Tice, 2002-03

Losses

96	Bud Grant, 1967-83, 85
62	Dennis Green, 1992-01
56	Mike Zimmer, 2014-21

Consecutive Losses

7	Norm Van Brocklin, 1961
7	Norm Van Brocklin, 1961-62
6	Les Steckel, 1984
6	Leslie Frazier, 2011

Winning Percentage

62.0	Bud Grant, 1967-83, 85 (158-96-5)
61.0	Dennis Green, 1992-01 (97-62)
56.2	Mike Zimmer, 2014- (72-56-1)
54.7	Jerry Burns, 1986-91 (52-43)

Seasons

18	Bud Grant, 1967-83, 85
10	Dennis Green, 1992-01
8	Mike Zimmer, 2014-21
6	Norm Van Brocklin, 1961-66
6	Jerry Burns, 1986-91

Consecutive Winning Seasons

6	Bud Grant, 1973-78
5	Dennis Green, 1996-00
4	Bud Grant, 1968-71
4	Jerry Burns, 1986-89

Division Titles

11	Bud Grant, 1968-71, '73-78, '80
4	Dennis Green, 1992, '94, '98, 2000
2	Mike Zimmer, 2015, '17
2	Brad Childress, 2008-09
1	Jerry Burns, 1989

Consecutive Division Titles

6	Bud Grant, 1973-78
4	Bud Grant, 1968-71
2	Brad Childress, 2008-09

SERVICE

Most Seasons

19	Jim Marshall, 1961-79
17	Mick Tingelhoff, 1962-78
15	Carl Eller, 1964-78
15	Ron Yary, 1968-82
15	Roy Winston, 1962-76
15	Fred Cox, 1963-77

Most Games Played

270	Jim Marshall, 1961-79
240	Mick Tingelhoff, 1962-78
210	Fred Cox, 1963-77
209	Carl Eller, 1964-78
202	Scott Studwell, 1977-90

Most Consecutive Games Played

270	Jim Marshall, 1961-79
240	Mick Tingelhoff, 1962-78
210	Fred Cox, 1963-77

Most Games Started

270	Jim Marshall, 1961-79
240	Mick Tingelhoff, 1962-78
201	Carl Eller, 1964-78

Most Consecutive Games Started

270	Jim Marshall, 1961-79
240	Mick Tingelhoff, 1962-78
181	Tim Irwin, 1982-93

SCORING

Most Seasons Leading Team

12	Fred Cox, 1963-73, 1976
6	Ryan Longwell, 2006-11
5	Rick Danmeier, 1978-82
5	Fuad Revezil, 1991-95
5	Gary Anderson, 1998-02

Most Consecutive Seasons Leading Team

11	Fred Cox, 1963-73
6	Ryan Longwell, 2006-11
5	Rick Danmeier, 1978-82
5	Fuad Revezil, 1991-95
5	Gary Anderson, 1998-02

POINTS

Career

1,365	Fred Cox, 1963-77 (519-pat, 282-fg)
670	Cris Carter, 1990-01 (110-td, 5-2 pt)
633	Ryan Longwell, 2006-11 (228-pat, 135-fg)
614	Adrian Peterson, 2007-16 (102-td, 1-2 pt)
598	Fuad Revezil, 1991-95 (199-pat, 133-fg)

Season

164	Gary Anderson, 1998 (59-pat, 35-fg)
141	Blair Walsh, 2012 (36-pat, 35-fg)
135	Blair Walsh, 2015 (33-pat, 34-fg)
132	Ryan Longwell, 2009 (54-pat, 26-fg)
132	Fuad Revezil, 1994 (30-pat, 34-fg)
132	Chuck Foreman, 1975 (22-td)

Most Seasons, 100 or More Points

4	Fred Cox, 1964-65, 1969-70
4	Fuad Revezil, 1992-95
4	Blair Walsh, 2012-15
3	Gary Anderson, 1998-2000
3	Ryan Longwell, 2008-09, 2011

Season, Rookie

141	Blair Walsh, 2012 (36-pat, 35-fg)
106	Randy Moss, 1998 (17-td, 2-2 pt)
78	Adrian Peterson, 2007 (13-td)

Game

24	Chuck Foreman, @ Buf, 12/20/75 (4-tds)
24	Ahmad Rashad, vs. SF, 9/2/79 (4-tds)
24	Dalvin Cook, @ GB, 11/1/20, (4-tds)
21	Rich Karlis, vs. LA Rams, 11/5/89 (7-fg)

Game, Opponent

30	Shaun Alexander, @ Sea, 9/29/02 (5-tds)
28	Paul Hornung, @ G.B., 9/16/62 (3-tds, 4-pat, 2-fg)

Most Consecutive Games Scoring

151	Fred Cox, 1963-73
-----	-------------------

TOUCHDOWNS

Most Seasons Leading Team

8	Adrian Peterson, 2007-13, 2015
5	Bill Brown, 1964, 1966-68, 1972
5	Ted Brown, 1980-81, 1983-85
5	Cris Carter, 1993, 1995-97, 1999
5	Randy Moss, 1998, 2000-01, 2003-04

Most Consecutive Seasons Leading Team

7	Adrian Peterson, 2007-13
4	Chuck Foreman, 1974-77

Career

110	Cris Carter, 1990-01 (110-p)
102	Adrian Peterson, 2007-16 (97-r, 5-p)
93	Randy Moss, 1998-04, 10 (92-p, 1-rt)
76	Bill Brown, 1962-74 (52-r, 23-p, 1-rt)
75	Chuck Foreman, 1973-79 (52-r, 23-p)

Season

22	Chuck Foreman, 1975 (13-r, 9-p)
18	Adrian Peterson, 2009 (18-r)
17	Cris Carter, 1995 (17-p)
17	Randy Moss, 1998 (17-p)
17	Randy Moss, 2003 (17-p)
17	Dalvin Cook, 2020 (16-r, 1-p)
16	Bill Brown, 1964 (7-r, 9-p)

Season, Rookie

17	Randy Moss, 1998 (17-p)
13	Adrian Peterson, 2007 (12-r, 1-p)

Game

4	Chuck Foreman, @ Buf, 12/20/75 (2-r, 2-p)
4	Ahmad Rashad, vs. S.F., 9/2/79 (4-p)
4	Dalvin Cook, @ GB, 11/1/20, (3-r, 1-p)

Game, Opponent

6	Alvin Kamara, @ N.O., 12/25/20
---	--------------------------------

Most Consecutive Games Scoring TD

10	Randy Moss, 2003-04
7	Dalvin Cook, 2020

7	Moe Williams, 2002
7	Cris Carter, 1999
7	Randy Moss, 1998
7	Chuck Foreman, 1974
6	Tommy Mason, 1965
6	Bill Brown, 1968
6	Ted Brown, 1980
6	Cris Carter, 1996-1997
6	Cris Carter, 1998-99
6	Adrian Peterson, 2011
6	Cordarrelle Patterson, 2013-14
6	Adam Thielen, 2018

POINTS AFTER TOUCHDOWN

Most Attempted, Career

538	Fred Cox, 1963-77
233	Ryan Longwell, 2006-11
217	Gary Anderson, 1998-02

Most Attempted, Season

59	Gary Anderson, 1998
55	Ryan Longwell, 2009
49	Chuck Nelson, 1988
48	Fred Cox, 1975
48	Aaron Elling, 2003

Most Attempted, Game

7	Fred Cox, vs. Bal., 9/28/69
7	Fred Cox, vs. Pit., 11/23/69
7	Fred Cox, vs. Hou., 10/13/74
7	Chuck Nelson, @ T.B., 10/23/88

Most Made, Career

519	Fred Cox, 1963-77
228	Ryan Longwell, 2006-11
215	Gary Anderson, 1998-02

Most Made, Season

59	Gary Anderson, 1998
54	Ryan Longwell, 2009
48	Chuck Nelson, 1988
48	Aaron Elling, 2003

Most Made, Game

7	Fred Cox, vs. Bal., 9/28/69
7	Fred Cox, vs. Pit., 11/23/69
7	Chuck Nelson, @ T.B., 10/23/88

Most Made, Game, Opponent

8	Jim Bakken, @ StL, 10/6/63
7	Roger LeClerc, @ Chi., 12/17/61
7	Will Lutz, @ N.O., 12/25/20

Most Consecutive Made

199	Fred Cox, 1968-74
151	Gary Anderson, 1998-01
133	Fred Cox, 1964-68

Highest Percentage, Career

(minimum 200 made)	931	Gary Anderson, 1998-02 (215-217)
--------------------	-----	----------------------------------

Most Made, No Misses, Season

59	Gary Anderson, 1998
48	Aaron Elling, 2003
46	Gary Anderson, 1999

FIELD GOALS

Most Attempted, Career

455	Fred Cox, 1963-77
171	Fuad Revezil, 1990-95
158	Blair Walsh, 2012-16

Most Attempted, Season

46	Fred Cox, 1970
39	Rich Karlis, 1989
39	Fuad Revezil, 1994
39	Blair Walsh, 2015

Most Attempted, Game

7	Rich Karlis, vs. LA Rams, 11/5/89
6	Fred Cox, vs. N.O., 9/27/70
6	Fred Cox, @ Chi., 9/23/73
6	Fred Cox, vs. Cle., 11/4/73
6	Rich Karlis, vs. Cin., 12/25/89

6	Fuad Revezil, vs. G.B., 9/26/93
6	Gary Anderson, @ Bal., 12/13/98
6	Ryan Longwell, vs. Ind., 9/14/08
6	Blair Walsh, @ Tenn., 9/11/16
6	Kai Forbath, vs. Bal., 10/22/17

Most Attempted, Game, Opponent

8	Caro Yepremian, vs. Det., 11/13/66
7	Jason Hanson, @ Det., 10/17/99

Most Made, Career

282	Fred Cox, 1963-77
135	Ryan Longwell, 2006-11
133	Fuad Revezil, 1990-95
133	Blair Walsh, 2016

Most Made, Season

35	Gary Anderson, 1998
35	Blair Walsh, 2012
34	Fuad Revezil, 1994
34	Blair Walsh, 2015

Most Made, Season, Rookie

35	Blair Walsh, 2012
9	Mike Mercer, 1961

Most Made, Game

7	Rich Karlis, vs. LA Rams, 11/5/89
6	Gary Anderson, @ Bal., 12/13/98
6	Kai Forbath, vs. Bal., 10/22/17

Most Made, Game, Opponent

6	Caro Yepremian, vs. Det., 11/13/66
6	Jason Hanson, @ Det., 10/17/99

Most Made, No Misses, Game

7 Rich Karlis, vs. LA Rams, 11/5/89

Most Made, One Quarter

3 Many times, last Blair Walsh, @ StL., 12/16/12 (2nd)

Most Consecutive Field Goals Made

35 Gary Anderson, 1998

31 Fuad Revezil, 1994-95

Most Consecutive Games Made FG

31 Fred Cox, 1968-70

Longest Field Goal

56 Paul Edingar, vs. G.B., 10/23/05

56 Blair Walsh, @ Hou., 12/23/12

56 Greg Joseph, vs. G.B., 9/11/21

55 Greg Joseph, vs. Det., 10/10/22

55 Ryan Longwell, @ Chi., 10/14/07

55 Blair Walsh, vs. Jax., 9/9/12

55 Blair Walsh, @ Sea., 11/4/12

55 Blair Walsh, vs. Atl., 9/28/14

55 Blair Walsh, @ Buf., 10/19/14

54 Jan Stenerud, vs. Atl., 9/16/84

54 Paul Edingar, vs. Chi., 1/1/06

54 Ryan Longwell, vs. G.B., 11/9/08

54 Ryan Longwell, @ Jax., 11/23/08

54 Blair Walsh, vs. G.B., 12/20/12

54 Blair Walsh, vs. Pitt., 9/29/13

54 Blair Walsh, @ Ari., 12/10/16

Longest Field Goal, Opponent

62 Matt Prater, @ Ari., 9/19/21

61 Greg Zuerlein, vs. StL., 11/8/15

58 Mason Crosby, vs. G.B., 10/23/11

58 Matt Prater, vs. Det., 1/6/16

Most Made, 50 or More Yards, Career

24 Blair Walsh, 2012-16

11 Ryan Longwell, 2006-11

8 Greg Joseph, 2021-

8 Fuad Revezil, 1990-95

Most Made, 50 or More Yards, Season

10 Blair Walsh, 2012

7 Greg Joseph, 2021

6 Ryan Longwell, 2008

6 Blair Walsh, 2015

6 Kai Forbath, 2017

Most Made, 50 or More Yards, Game

3 Blair Walsh, @ StL., 12/16/12

Highest Field Goal Percentage, Career (100 made)

86.0 Ryan Longwell, 2006-11 (135-157)

84.5 Gary Anderson, 1998-02 (109-129)

84.2 Blair Walsh, 2012-15 (133-158)

77.8 Fuad Revezil, 1990-95 (133-171)

62.0 Fred Cox, 1963-77 (282-455)

Highest Field Goal Percentage, Season (Qualifiers)

100.0 Gary Anderson, 1998 (35-35)

95.7 Gary Anderson, 2000 (22-23)

94.4 Ryan Longwell, 2010 (17-18)

93.1 Dan Bailey, 2019 (27-29)

92.9 Ryan Longwell, 2009 (26-28)

SAFETIES

Career

4.0 Jared Allen, 2008-12

2.5 Chris Dooleman, 1985-93, '99

2.0 Carl Eller, 1964-78

2.0 Alan Page, 1967-78

Season

2 Alan Page, 1971

2 Jared Allen, 2008

Game

1 Many Times, last vs. Jax., M. Glennon sacked in EZ by headi Odenigbo

RUSHING

Most Seasons Leading Team

8 Adrian Peterson, 2007-13, 2015

6 Chuck Foreman, 1973-78

6 Robert Smith, 1995-00

5 Darrin Nelson, 1983, 1985-88

Most Consecutive Seasons Leading Team

7 Adrian Peterson, 2007-13

6 Chuck Foreman, 1973-78

6 Robert Smith, 1995-00

ATTEMPTS

Career

2,418 Adrian Peterson, 2007-16

1,627 Bill Brown, 1962-74

1,529 Chuck Foreman, 1973-79

1,411 Robert Smith, 1993-00

Season

363 Adrian Peterson, 2008

348 Adrian Peterson, 2012

327 Adrian Peterson, 2015

Season, Rookie

238 Adrian Peterson, 2007

201 Alfred Anderson, 1984

182 Chuck Foreman, 1973

Game

35 Adrian Peterson, vs. Chi., 12/1/13

34 Adrian Peterson, vs. G.B., 12/30/12

33 Chuck Foreman, vs. S.D., 11/23/75

33 Chuck Foreman, @ Det., 12/17/77

33 Terry Allen, @ Pitt., 12/20/92

33 Scottie Graham, vs. K.C., 12/26/93

Game, Opponent

40 Walter Payton, @ Chi., 11/20/77

36 James Jones, vs. Det., 9/7/86

35 Earl Campbell, vs. N.O., 11/24/85

Consecutive Attempts Without Fumble

478 Robert Smith, 1996-98

349 Scottie Graham, 1993-96

YARDS

Career

11,747 Adrian Peterson, 2007-16

6,818 Robert Smith, 1993-00

5,887 Chuck Foreman, 1973-79

5,757 Bill Brown, 1962-74

Season

2,097 Adrian Peterson, 2012

1,760 Adrian Peterson, 2008

1,557 Dalvin Cook, 2020

1,521 Robert Smith, 2000

1,485 Adrian Peterson, 2015

1,383 Adrian Peterson, 2009

1,341 Adrian Peterson, 2007

1,298 Adrian Peterson, 2010

1,296 Michael Bennett, 2002

Season, Rookie

1,341 Adrian Peterson, 2007

801 Chuck Foreman, 1973

773 Alfred Anderson, 1984

Game

296 Adrian Peterson, vs. S.D., 11/4/07

224 Adrian Peterson, @ Chi., 10/14/07

212 Adrian Peterson, @ StL., 12/16/12

211 Adrian Peterson, vs. Chi., 12/1/13

210 Adrian Peterson, @ G.B., 12/2/12

206 Dalvin Cook, vs. Det., 11/8/20

205 Dalvin Cook, vs. Pitt., 12/9/21

203 Adrian Peterson, @ Oak., 11/15/15

200 Chuck Foreman, @ Phil., 10/24/76

199 Adrian Peterson, vs. G.B., 12/30/12

192 Adrian Peterson, vs. G.B., 11/9/08

Game, Rookie

296 Adrian Peterson, vs. S.D., 11/4/07

224 Adrian Peterson, @ Chi., 10/14/07

148 Onterio Smith, @ Chi., 12/14/03

Game, Opponent

275 Walter Payton, @ Chi., 11/20/77

220 Barry Sanders, vs. Det., 11/24/91

219 James Wilder, vs. T.B., 11/6/83

203 Earl Campbell, @ Hou., 12/21/80

Longest Run (All TDs)

95 Chester Taylor, @ Sea., 10/22/06

85 Michael Bennett, @ T.B., 11/3/02

84 Chester Taylor, @ S.F., 12/9/07

82 Adrian Peterson, @ G.B., 12/2/12

82 Adrian Peterson, @ St.L., 12/16/12

80 Clinton Jones, vs. Chi., 11/2/69

80 Adrian Peterson, vs. Det., 9/26/10

80 Adrian Peterson, @ Oak., 11/15/15

78 Robert Smith, @ Buf., 8/31/97

78 Michael Bennett, vs. NYG, 11/10/02

78 Adrian Peterson, vs. Det., 9/8/13

Longest Run, Opponent

99 Tony Dorsett, vs. Dal., 1/3/83 (td)

91 Damien Williams, @ KC, 11/3/19 (td)

76 Robert Griffin III, @ Was., 10/14/12 (td)

75 James Wilder, vs. T.B., 11/6/83 (td)

75 Kalen Ballage, vs. Mia, 12/16/18 (td)

Most Seasons, 1,000+ Yards

7 Adrian Peterson, 2007-10, 2012-13, 2015

4 Robert Smith, 1997-00

3 Chuck Foreman, 1975-77

Most Consecutive Seasons, 1,000+ Yards

4 Robert Smith, 1997-00

4 Adrian Peterson, 2007-10

3 Chuck Foreman, 1975-77

Most Games, 100+ Yards, Career

49 Adrian Peterson, 2007-16

29 Robert Smith, 1993-00

19 Dalvin Cook, 2017-

17 Chuck Foreman, 1973-79

9 Michael Bennett, 2001-05

8 Bill Brown, 1962-74

Most Games, 100+ Yards, Season

10 Adrian Peterson, 2008

10 Adrian Peterson, 2012

8 Robert Smith, 2000

8 Dalvin Cook, 2020

7 Adrian Peterson, 2015

6 Robert Smith, 1997

6 Adrian Peterson, 2007

5 Chuck Foreman, 1975

5 Robert Smith, 1998

5 Michael Bennett, 2002

5 Adrian Peterson, 2010

5 Adrian Peterson, 2013

5 Dalvin Cook, 2019

Most Consecutive Games, 100+ Yards

8 Adrian Peterson, 10/21/12-12/16/12

5 Robert Smith, 11/6/00-11/30/00

4 Michael Bennett, 10/27/02-11/17/02

4 Adrian Peterson, 10/12/08-11/9/08

3 Chuck Foreman, 11/9/75-11/23/75

3 Adrian Peterson, 9/23/07-10/14/07

3 Adrian Peterson, 11/30/08-12/14/08

3 Adrian Peterson, 11/1/15-11/15/15

3 Dalvin Cook, 9/8/19-9/22/19

3 Dalvin Cook, 12/6/20-12/20/20

AVERAGE GAIN

Career (700 att.)

4.90 Adrian Peterson, 2007-16 (2,418-11,747)

4.75 Robert Smith, 1993-99 (1,116-5,297)

4.45 Michael Bennett, 2001-05 (723-3,174)

Season (Qualifiers)

6.0 Adrian Peterson, 2012 (348-2,097)

5.6 Adrian Peterson, 2007 (238-1,341)

5.5 Robert Smith, 1997 (232-1,266)

Game (10 att.)

12.2 Tommy Mason, vs. Bal., 11/17/63

11.7 Terry Allen, @ G.B., 9/6/62

11.4 Michael Bennett, @ T.B., 11/3/02

TOUCHDOWNS

Most Seasons Leading Team

8 Adrian Peterson, 2007-13, 2015

6 Chuck Foreman, 1973-78

6 Ted Brown, 1980-81, 1983-86

Most Consecutive Seasons

Leading Team

7 Adrian Peterson, 2007-13

6 Chuck Foreman, 1973-78

4 Ted Brown, 1983-86

Career

97 Adrian Peterson, 2007-16

52 Chuck Foreman, 1973-79

52 Bill Brown, 1962-74

40 Ted Brown, 1979-86

Season

18 Adrian Peterson, 2009

16 Dalvin Cook, 2020

13 Dalvin Cook, 2019

13 Chuck Foreman, 1975

13 Chuck Foreman, 1976

13 Terry Allen, 1992

Season, Rookie

12 Adrian Peterson, 2007

5 Fran Tarkenton, 1961

5 D.J. Dozier, 1987

5 Onterio Smith, 2003

Game

3 Tommy Mason, @ S.F., 10/24/65

3 Clinton Jones, vs. Det., 11/15/70

3 Chuck Foreman, @ G.B., 9/15/74

3 Chuck Foreman, vs. S.D., 11/23/75

3 D.J. Dozier, vs. Den., 10/26/87

3 Herschel Walker, @ Phoe., 10/27/91

3 Daunte Culpepper, vs. Chi., 9/3/00

3 Onterio Smith, vs. K.C., 12/3/03

3 Artoese Pinner, @ Det., 12/10/06

3 Adrian Peterson, @ Chi., 10/14/07

3 Adrian Peterson, vs. S.D., 11/4/07

3 Chester Taylor, vs. Oak., 11/18/07

3 Adrian Peterson, @ Cle., 9/13/09

3 Adrian Peterson, vs. Buf., 12/5/10

3 Adrian Peterson, vs. Ari., 10/9/11

Most Consecutive Games w/Rushing TD

- 7 Moe Williams, 2002
- 7 **Dalvin Cook, 2020**
- 6 Bill Brown, 1968
- 6 Adrian Peterson, 2011

PASSING**Most Seasons Leading Team**

- 13 Fran Tarkenton, 1961-66, 1972-78
- 7 Tommy Kramer, 1979-82, 1984-86

Most Consecutive Seasons**Leading Team**

- 7 Fran Tarkenton, 1972-78
- 6 Fran Tarkenton, 1961-66
- 5 Daunte Culpepper, 2000-04
- 4 Tommy Kramer, 1979-82

RATING**Highest, Career (1,500 att.)**

- 98.2 **Kirk Cousins, 2018-Present**
- 91.5 Daunte Culpepper, 1999-05
- 82.5 Brad Johnson, 1992-98, 2005-06
- 80.2 Fran Tarkenton, 1961-66, 1972-78

Highest, Season (qualifiers)

- 110.9 Daunte Culpepper, 2004
- 107.4 **Kirk Cousins, 2019**
- 107.2 Brett Favre, 2009
- 106.0 Randall Cunningham, 1998

Game (20 att.)

- 157.2 Gus Ferrotte, vs. S.F., 9/28/03
- 154.4 Teddy Bridgewater, vs. Chi., 12/20/15
- 151.8 Fran Tarkenton, vs. Hou., 10/13/74
- 151.3 Daunte Culpepper, vs. G.B., 12/24/04

ATTEMPTS**Career**

- 4,569 Fran Tarkenton, 1961-66, 1972-78
- 3,648 Tommy Kramer, 1977-89
- 2,607 Daunte Culpepper, 1999-05

Season

- 606 Warren Moon, 1995
- 606 **Kirk Cousins, 2018**
- 601 Warren Moon, 1994
- 593 Tommy Kramer, 1981

Game

- 63 Rich Gannon, @ N.E., 10/20/91
- 62 Steve Dils, @ T.B., 9/5/81
- 61 Tommy Kramer, @ N.E., 12/16/79

Game, Opponent

- 70 Drew Bledsoe, @ N.E., 11/13/94
- 57 Troy Aikman, @ Dal., 11/26/98
- 55 Doug Williams, vs. T.B., 11/16/80
- 55 Sam Bradford, @ StL, 12/16/12

COMPLETIONS**Career**

- 2,635 Fran Tarkenton, 1961-66, 1972-78
- 2,011 Tommy Kramer, 1977-89
- 1,678 Daunte Culpepper, 1999-05

Season

- 425 **Kirk Cousins, 2018**
- 395 Sam Bradford, 2016
- 379 Daunte Culpepper, 2004
- 377 Warren Moon, 1995

Game

- 40 **Kirk Cousins, vs. Buf., 9/23/18**
- 38 Tommy Kramer, vs. Cle., 12/14/80
- 38 Tommy Kramer, vs. G.B., 11/29/81
- 37 Steve Dils, @ T.B., 9/5/81
- 37 Daunte Culpepper, @ Phi., 9/20/04

Game, Opponent

- 45 Drew Bledsoe, @ N.E., 11/13/94
- 36 Ben Roethlisberger, vs. Pit., 9/29/13
- 35 Drew Bledsoe, vs. Buf., 9/15/02
- 35 Sam Bradford, StL, 12/16/12
- 35 Ryan Tannehill, @ Mia., 12/21/04

Consecutive Passes Completed

- 16 Tommy Kramer, @ G.B., 11/11/79
- 14 Wade Wilson, vs. Det., 11/6/88

COMPLETION PERCENTAGE**Career (1,500 att.)**

- 67.9 **Kirk Cousins, 2018- (1,527-2,246)**
- 64.4 Daunte Culpepper, 1999-05 (1,678-2,607)
- 62.0 Brad Johnson, 1992-98, 2005-06 (1,036-1,670)
- 57.6 Fran Tarkenton, 1961-66, 1972-78 (2,635-4,569)

Season (qualifier)

- 71.6 Sam Bradford, 2016 (395-552)
- 70.1 **Kirk Cousins, 2018 (425-606)**
- 69.2 Daunte Culpepper, 2004 (379-548)
- 69.1 **Kirk Cousins, 2019 (307-444)**
- 68.4 Brett Favre, 2009 (363-531)

Game (20 attempts)

- 88.5 **Kirk Cousins, vs. Wash., 10/24/19 (23-26)**
- 88.0 Brett Favre, vs. Sea., 11/22/09 (22-25)

- 87.0 Case Keenum, vs. Cin., 12/17/17 (20-23)

YARDS GAINED**Career**

- 33,098 Fran Tarkenton, 1961-66, 1972-78
- 24,775 Tommy Kramer, 1977-89
- 20,162 Daunte Culpepper, 1999-05

Season

- 4,717 Daunte Culpepper, 2004
- 4,298 **Kirk Cousins, 2018**
- 4,265 **Kirk Cousins, 2020**
- 4,264 Warren Moon, 1994
- 4,228 Warren Moon, 1995

Game

- 490 Tommy Kramer, @ Was., 11/2/86 (OT)
- 456 Tommy Kramer, vs. Cle., 12/14/80
- 449 Joe Kapp, vs. Bal., 9/28/69
- 446 Brett Favre, vs. Ari., 11/7/10

Game, Opponent

- 486 Doug Williams, vs. T.B., 11/16/80
- 465 Jared Goff, @ L.A.R., 9/27/18
- 463 Drew Bledsoe, vs. Buf., 9/15/02

Most Seasons, 3,000+ Passing Yards

- 5 Tommy Kramer, 1979-81, 1985-86
- 4 Daunte Culpepper, 2000, 2002-04
- 4 **Kirk Cousins, 2018-21**

Most Games, 300+ Passing Yards, Career

- 20 **Kirk Cousins, 2018-**
- 19 Tommy Kramer, 1977-89
- 19 Daunte Culpepper, 1999-05

Most Games, 300+ Passing Yards, Season

- 6 Warren Moon, 1994
- 6 Daunte Culpepper, 2004
- 6 Brett Favre, 2009
- 6 **Kirk Cousins, 2021**
- 5 Tommy Kramer, 1981
- 5 Tommy Kramer, 1985
- 5 Daunte Culpepper, 2000
- 5 **Kirk Cousins, 2020**

Most Consecutive Games,**300+ Passing Yards**

- 4 Daunte Culpepper, 2004
- 3 **Kirk Cousins, 2020**
- 3 **Kirk Cousins, 2019**
- 3 Randall Cunningham, 1998
- 3 Warren Moon, 1994
- 3 Warren Moon, 1995

Longest Pass Completion (All TDs, *Overtime)

- 99 Gus Ferrotte (to B. Berrian), vs. Chi., 11/30/08
- 89 Fran Tarkenton (to C. Ferguson), @ Chi., 11/11/62
- 87* Teddy Bridgewater (to J. Wright), vs. N.Y., 12/7/14 (OT)
- 86 Gus Ferrotte (to B. Berrian), vs. Det., 10/12/08
- 85 Joe Kapp (to G. Washington), vs. StL, 10/8/67
- 85 Warren Moon (to Q. Ismail), vs. Det., 9/10/95
- 83 Joe Kapp (to G. Washington), vs. Bal., 9/28/69
- 82 Brad Johnson (to J. Reed), @ Oak., 11/17/96
- 82 Daunte Culpepper (to R. Moss), @ Det., 12/19/04
- 80 Fran Tarkenton (to J. Gilliam), vs. Hou., 10/13/74
- 80 Jeff George (to M. Hachette), vs. S.F., 10/24/99
- 80 Todd Bouman (to M. Bennett), @ Pit., 12/2/01
- 80 Brad Johnson (to K. Robinson), @ Det., 12/4/05
- 95 Lynn Dickey (to Steve Odum), vs. G.B., 10/2/77
- 94 Ken Anderson (to Billy Brooks), vs. Cin., 11/13/77
- 93 Rodney Peete (to Herman Moore), vs. Det., 10/31/93

AVERAGE GAIN**Career (1,500 att.)**

- 7.73 Daunte Culpepper, 1999-05 (2,607-20,162)
- 7.63 **Kirk Cousins, 2018- (2,246-17,145)**
- 7.29 Wade Wilson, 1981-91 (1,665-12,135)

Season (qualifiers)

- 8.72 Randall Cunningham, 1998 (425-3,704)
- 8.61 Daunte Culpepper, 2004 (548-4,717)
- 8.56 Jeff George, 1999 (329-2,816)
- 8.31 Daunte Culpepper, 2000 (474-3,937)

Game (20 att.)

- 14.0 Tommy Kramer, @ Was., 11/2/86 (35-490)
- 13.9 Fran Tarkenton, vs. Det., 11/7/76 (25-347)
- 13.8 Randall Cunningham, @ G.B., 10/5/98 (32-442)

TOUCHDOWNS**Career**

- 239 Fran Tarkenton, 1961-66, 1972-78
- 159 Tommy Kramer, 1977-89
- 135 Daunte Culpepper, 1999-05
- 128 **Kirk Cousins, 2018-**

Season

- 39 Daunte Culpepper, 2004
- 35 **Kirk Cousins, 2020**
- 34 Randall Cunningham, 1998
- 33 Warren Moon, 1995
- 33 Daunte Culpepper, 2000
- 33 Brett Favre, 2009
- 33 **Kirk Cousins, 2021**

Game

- 7 Joe Kapp, vs. Bal., 9/28/69
- 6 Tommy Kramer, vs. G.B., 9/28/86
- 6 Tommy Kramer, vs. Chi., 11/28/82
- 5 Daunte Culpepper, vs. Dal., 9/12/04
- 5 Daunte Culpepper, @ Hou., 10/10/04
- 5 Daunte Culpepper, @ N.O., 10/17/04

Game, Rookie

- 4 Fran Tarkenton, vs. Chi., 9/17/61
- 4 Fran Tarkenton, vs. LA Rams, 12/3/61
- 4 Fran Tarkenton, @ Chi., 12/17/61

Game, Opponent

- 5 Gary Cuozzo, vs. Bal., 11/14/65
- 5 John Brodie, vs. S.F., 11/28/65
- 5 Gary Danielson, @ Det., 12/9/78
- 5 John Elway, @ Den., 11/18/84
- 5 Brett Favre, @ G.B., 9/21/97
- 5 Brad Johnson, @ T.B., 11/3/02
- 5 Drew Brees, vs. N.O., 12/18/11
- 5 Jared Goff, @ L.A.R., 9/27/18

Most Games, Four or More Touchdown**Passes, Career**

- 9 Tommy Kramer, 1977-89
- 7 Fran Tarkenton, 1961-66, 1972-78
- 6 Daunte Culpepper, 1999-05

Most Games, Four or More Touchdown**Passes, Season**

- 4 Randall Cunningham, 1998
- 4 Daunte Culpepper, 2004
- 3 Fran Tarkenton, 1961
- 3 Tommy Kramer, 1981

Most Consecutive Games,**Four or More Touchdown Passes**

- 2 Tommy Kramer, 1981
- 2 Warren Moon, 1995
- 2 Randall Cunningham, 1998
- 2 Randall Cunningham, 1998
- 2 Daunte Culpepper, 2004
- 2 **Kirk Cousins, 2019**

Most Consecutive Games, Touchdown Pass

- 33 **Kirk Cousins, 2020-present**
- 24 Daunte Culpepper, 2000-01
- 21 Daunte Culpepper, 2003-04

HAD INTERCEPTED**Career**

- 194 Fran Tarkenton, 1961-66, 1972-78
- 157 Tommy Kramer, 1977-89
- 86 Daunte Culpepper, 1999-2005

Season

- 32 Fran Tarkenton, 1978
- 26 Tommy Kramer, 1985
- 25 Fran Tarkenton, 1962

Game

- 5 Many times, last by Daunte Culpepper, @ Cin., 9/18/18

Game, Opponent

- 6 Vinny Testaverde, @ T.B., 10/23/88
- 5 Billy Wade, @ Chi., 11/11/62
- 5 Kim McQuilken, vs. Atl., 11/9/75
- 5 Eric Hipple, vs. Det., 9/25/83
- 5 Ryan Fitzpatrick, vs. StL, 12/11/05

Consecutive Attempts, No Interceptions

- 224 **Kirk Cousins, 2020-21**
- 210 **Kirk Cousins, 2021**
- 201 **Kirk Cousins, 2019**
- 193 Warren Moon, 1995

Most Attempts, No Interceptions, Game

- 63 Rich Gannon, @ N.E., 10/20/91

Most Attempts, No Interceptions,**Game, Opponent**

- 70 Drew Bledsoe, @ N.E., 11/13/94

* Denotes overtime

LOWEST PERCENTAGE

PASSES INTERCEPTED

Career (1,500 att.)

- 1.7 Kirk Cousins, 2018- (2,246-39)
- 2.9 Brad Johnson, 1992-98, 2005-06 (1,670-48)
- 3.3 Daunte Culpepper, 1999-05 (2,607-86)

Season (qualifiers)

- 0.9 Sam Bradford, 2016 (552-5)
- 1.2 Kirk Cousins, 2021 (561-7)
- 1.3 Brett Favre, 2009 (531-7)
- 1.4 Brad Johnson, 2005 (294-4)
- 1.4 Kirk Cousins, 2019 (444-6)

TIMES SACKED

Career

- 417 Fran Tarkenton, 1961-66, 1972-78
- 247 Tommy Kramer, 1977-89
- 228 Daunte Culpepper, 1999-05

Season

- 47 Daunte Culpepper, 2002
- 46 Fran Tarkenton, 1964
- 46 Daunte Culpepper, 2004
- 45 Fran Tarkenton, 1962

Game

- 11 Archie Manning, @ Chi., 10/28/84
- 9 Fran Tarkenton, @ Chi., 12/17/61
- 9 Fran Tarkenton, vs. Bal., 9/23/62
- 9 Fran Tarkenton, vs. Det., 10/11/64
- 9 Daunte Culpepper, @ Atl., 10/2/05

Game, Opponent

- 10 Matthew Stafford, vs. Det., 11/4/18
- 9 Bill Munson, vs. Det., 10/6/68
- 9 Bobby Douglass, vs. Chi., 11/2/69
- 9 Brad Johnson, @ Atl., 12/20/70
- 9 Jim Harbaugh, @ Chi., 10/25/93
- 9 Ryan Tannehill, vs. Mia., 12/16/18

Highest Attempts/Sack Ratio,

Career (1,000 att.)

- 18.0 Warren Moon, 1994-95 (1,207-57)
- 16.7 Brad Johnson, 1992-98, '05-06 (1,670-100)
- 14.7 Tommy Kramer, 1977-89 (3,648-248)

Highest Attempts/Sack Ratio,

Season (qualifiers)

- 31.2 Tommy Kramer, 1981 (593-19)
- 21.9 Case Keenum, 2017 (481-22)
- 21.3 Randall Cunningham, 1998 (425-20)

PASS RECEIVING

RECEPTIONS

Most Seasons, Leading Team

- 10 Cris Carter, 1991-00
- 4 Anthony Carter, 1987-90

Most Consecutive Seasons, Leading Team

- 10 Cris Carter, 1991-00
- 4 Anthony Carter, 1987-90

Career

- 1,004 Cris Carter, 1990-01
- 587 Randy Moss, 1998-04, '10
- 498 Steve Jordan, 1982-94

Season

- 122 Cris Carter, 1994
- 122 Cris Carter, 1995
- 113 Adam Thielen, 2018
- 111 Randy Moss, 2003

Season, Rookie

- 88 Justin Jefferson, 2020
- 69 Randy Moss, 1998
- 60 Percy Harvin, 2009

Game

- 15 Rickey Young, @ N.E., 12/16/79
- 14 Cris Carter, @ Ari., 10/2/94
- 14 Adam Thielen, vs. Buf., 9/23/18
- 13 Stefon Diggs, vs. Det., 11/6/16
- 13 Stefon Diggs, @ Wash., 11/13/16
- 13 Stefon Diggs, @ Chi., 11/18/18

Game, Rookie

- 9 Sammy White, vs. LA Rams, 9/19/76
- 9 Sammy White, @ Mia., 12/11/76
- 9 Justin Jefferson, vs. Atl., 10/18/20
- 9 Justin Jefferson, vs. Jax., 12/6/20
- 9 Justin Jefferson, @ Det., 1/3/21
- 8 James Brim, @ Chi., 10/11/87
- 8 Randy Moss, vs. G.B., 11/22/98
- 8 Randy Moss, vs. Chi., 12/6/98
- 8 Cordarelle Patterson, at G.B., 11/24/13
- 8 Justin Jefferson, @ Chi., 11/16/20
- 8 Justin Jefferson, vs. Chi., 12/20/20

Game, Opponent

- 14 Jerry Rice, @ S.F., 12/18/95
- 13 James Wilder, @ T.B., 9/15/85
- 13 Peeler Price, vs. Buf., 9/15/02

Most Consecutive Games, Pass Reception

- 111 Cris Carter, 1991-98
- 105 Anthony Carter, 1985-92

- 105 Randy Moss, 1998-04, '10

Most Seasons 50 or More Pass Receptions

- 11 Cris Carter, 1991-01
- 6 Ahmad Rashad, 1976-81
- 6 Randy Moss, 1998-03
- 5 Steve Jordan, 1985-86, '88, '91, '93
- 5 Anthony Carter, 1988-91, '93
- 5 Adam Thielen, 2016-18, '20, '21

YARDS

Most Seasons Leading Team

- 6 Randy Moss, 1998-03
- 5 Anthony Carter, 1985, 1987-90
- 5 Cris Carter, 1991-95

Most Consecutive Seasons Leading Team

- 6 Randy Moss, 1998-03
- 5 Cris Carter, 1991-95
- 4 Gene Washington, 1967-70
- 4 Anthony Carter, 1987-90

Career

- 12,383 Cris Carter, 1990-01
- 9,316 Randy Moss, 1998-04, '10
- 7,635 Anthony Carter, 1985-93

Season

- 1,632 Randy Moss, 2003
- 1,509 Justin Jefferson, 2021
- 1,437 Randy Moss, 2000
- 1,413 Randy Moss, 1999
- 1,373 Adam Thielen, 2018

Season, Rookie

- 1,400 Justin Jefferson, 2020
- 1,313 Randy Moss, 1998
- 906 Sammy White, 1976

Game

- 210 Sammy White, vs. Det., 11/7/76
- 204 Randy Moss, @ Chi., 11/14/99
- 202 Paul Flatley, @ S.F., 10/24/65
- 202 Adam Thielen, @ G.B., 12/24/16
- 201 Sidney Rice, vs. Det., 11/5/09

Game, Rookie

- 210 Sammy White, vs. Det., 11/7/76
- 190 Randy Moss, @ G.B., 10/5/98
- 175 Justin Jefferson, vs. Ten., 9/27/20

Game, Opponent

- 289 Jerry Rice, @ S.F., 12/18/95
- 249 Alshon Jeffery, vs. Chi., 12/1/13
- 207 Calvin Johnson, vs. Det., 11/11/12

Longest Pass Reception (All TDs)

- 99 Bernard Berrian (from G. Fretotte), vs. Chi., 11/30/08
- 89 Charley Ferguson (from F. Tarkenton), @ Chi., 11/11/62
- 87 Jarius Wright (from T. Bridgewater), vs. NYJ, 12/7/14 (OT)
- 86 Bernard Berrian (from G. Fretotte), vs. Det., 10/12/08
- 85 Gene Washington (from J. Kapp), vs. St.L., 10/8/67
- 85 Qadry Ismail (from W. Moon), vs. Det., 9/10/95
- 83 Gene Washington (from J. Kapp), vs. Bal., 9/28/63
- 82 Jake Reed (from B. Johnson), @ Oak., 11/17/96
- 82 Randy Moss (from D. Culpepper), @ Det., 12/19/04
- 80 John Gilliam (from F. Tarkenton), vs. Hou., 10/13/74
- 80 Matthew Hatchette (from J. George), vs. S.F., 10/24/99
- 80 Michael Bennett (from T. Bouman), @ Pit., (12/2/01)
- 80 Koren Robinson (from B. Johnson), @ Det., 12/4/05

Most Seasons,

1,000+ Yards Pass Receiving

- 8 Cris Carter, 1993-00
- 6 Randy Moss, 1998-03
- 4 Jake Reed, 1994-97

Most Games, 100+ Yards, Career

- 41 Randy Moss, 1998-04
- 40 Cris Carter, 1990-01
- 22 Anthony Carter, 1985-93
- 21 Adam Thielen, 2014-

Most Games, 100+ Yards, Season

- 9 Adam Thielen, 2018
- 8 Randy Moss, 2000
- 8 Randy Moss, 2003
- 7 Randy Moss, 1999
- 7 Randy Moss, 2002
- 7 Justin Jefferson, 2020

Most Consecutive Games, 100+ Yards

- 8 Adam Thielen, 2018
- 4 Jake Reed, 1997
- 4 Cris Carter, 1999

- 4 Randy Moss, 2000

- 4 Randy Moss, 2003

AVERAGE GAIN

Career (200 receptions)

- 16.8 Hassan Jones, 1986-92 (222-3,733)
- 16.3 Sammy White, 1976-86 (393-6,400)
- 16.0 Paul Flatley, 1963-67 (202-3,222)
- 16.0 Anthony Carter, 1985-93 (478-7,635)

Season (25 receptions)

- 24.3 Anthony Carter, 1987 (38-923)
- 22.2 John Gilliam, 1974 (26-577)
- 22.0 John Gilliam, 1972 (47-1,034)

Game (3 receptions)

- 54.3 Randy Moss, @ Dal., 11/26/98 (3-163)
- 53.0 Leo Lewis, @ Was., 11/2/86 (3-159)
- 44.0 Hassan Jones, @ Dal., 11/13/88 (3-132)

TOUCHDOWNS

Career

- 110 Cris Carter, 1990-01
- 92 Randy Moss, 1998-04, '10
- 92 Anthony Carter, 1985-93
- 50 Sammy White, 1976-86
- 50 Adam Thielen, 2014-

Season

- 17 Cris Carter, 1995
- 17 Randy Moss, 1998
- 17 Randy Moss, 2003
- 15 Randy Moss, 2000
- 14 Adam Thielen, 2020
- 13 Cris Carter, 1997
- 13 Cris Carter, 1999
- 13 Randy Moss, 2004

Season, Rookie

- 17 Randy Moss, 1998
- 10 Sammy White, 1976
- 7 Justin Jefferson, 2020

Game

- 4 Ahmad Rashad, vs. S.F., 9/2/79
- 3 Jerry Reichow, @ Chi., 12/17/61
- 3 Charley Ferguson, @ Chi., 11/11/62
- 3 Gene Washington, vs. Cle., 11/9/69
- 3 Sammy White, @ Mia., 12/11/76
- 3 Sammy White, vs. Chi., 11/28/82
- 3 Cris Carter, vs. Mia., 9/25/94
- 3 Cris Carter, vs. Ind., 12/21/97
- 3 Randy Moss, @ Dal., 11/26/98
- 3 Randy Moss, vs. Chi., 12/6/98
- 3 Cris Carter, @ Chi., 11/14/99
- 3 Randy Moss, @ Det., 10/11/00
- 3 Randy Moss, vs. NVG, 11/19/01
- 3 Randy Moss, vs. S.F., 9/28/03
- 3 Marcus Robinson, vs. Cle., 11/27/05
- 3 Stefon Diggs, vs. Phil., 10/13/19

Game, Opponent

- 3 Many times, last by Jordan Cameron, vs. Cle., 9/22/13

Most Consecutive Games, Touchdown

- 7 Randy Moss, 1998
- 7 Cris Carter, 1999
- 6 Cris Carter, 1996-97
- 6 Cris Carter, 1998-99

RUSHING-RECEIVING

Most Seasons Leading Team

- 7 Adrian Peterson, 2007-10, 2012-13, 2015
- 6 Chuck Foreman, 1973-78

Most Consecutive Seasons Leading Team

- 6 Chuck Foreman, 1973-78
- 4 Adrian Peterson, 2007-10
- 3 Bill Brown, 1964-66
- 2 Ted Brown, 1980-82
- 3 Anthony Carter, 1987-89
- 3 Cris Carter, 1993-95

ATTEMPTS

Career

- 2,659 Adrian Peterson, 2007-16 (ru-2,418, re-241)
- 1,911 Bill Brown, 1962-74 (ru-1,627, re-284)
- 1,865 Chuck Foreman, 1973-79 (ru-1,529, re-336)

Season

- 388 Adrian Peterson, 2012 (ru-348, re-40)
- 384 Adrian Peterson, 2008 (ru-363, re-21)
- 357 Ted Brown, 1981 (ru-274, re-83)
- 357 Adrian Peterson, 2009 (ru-314, re-43)
- 357 Adrian Peterson, 2015 (ru-327, re-30)

Season, Rookie

- 257 Adrian Peterson, 2007 (ru-238, re-19)
- 219 Chuck Foreman, 1973 (ru-182, re-37)
- 218 Alfred Anderson, 1984 (ru-201, re-17)

Game

- 39 Ted Brown, vs. T.B., 11/8/81 (ru-31, re-8)
- 38 Dalvin Cook, vs. Jax., 12/6/20 (ru-32, re-6)
- 37 Chuck Foreman, vs. S.D., 11/23/75 (ru-33, re-4)

37	Adrian Peterson, vs. Chi., 12/1/13 (ru-35, re-2)
35	Chuck Foreman, vs. NYJ, 10/12/75 (ru-25, re-9)
35	Scottie Graham, vs. K.C., 12/26/93 (ru-33, re-2)
35	Adrian Peterson, vs. G.B., 12/30/12 (ru-34, re-1)
Consecutive Attempts Without Fumble	
532	Robert Smith, 9/8/96-10/25/98
399	Ted Brown, 10/18/81-9/8/83

YARDS

Career

13,692	Adrian Peterson, 2007-16 (ru-11,747, re-1,945)
12,407	Cris Carter, 1990-01 (ru-24, re-12,383)
9,475	Randy Moss, 1998-04,10 (ru-159, re-9,316)
8,936	Chuck Foreman, 1973-79 (ru-5,879, re-3,057)
8,934	Bill Brown, 1962-74 (ru-5,757, re-3,177)

Season

2,314	Adrian Peterson, 2012 (ru-2,097, re-217)
1,918	Dalvin Cook, 2020 (ru-1,557, re-361)
1,885	Adrian Peterson, 2008 (ru-1,760, re-125)
1,869	Robert Smith, 2000 (ru-1,521, re-348)

Season, Rookie

1,609	Adrian Peterson, 2007 (ru-1,341, re-268)
1,317	Randy Moss, 1998 (re-1,313, ru-4)
1,163	Chuck Foreman, 1973 (ru-801, re-362)

Game

315	Adrian Peterson, vs. S.D., 11/4/07 (ru-296, re-19)
265	Chuck Foreman, @ Phi., 10/24/76 (ru-200, re-65)
256	Darrin Nelson, vs. G.B., 11/13/83 (ru-119, re-137)

PUNTING

PUNTS

Career

720	Greg Coleman, 1978-87
623	Chris Kluwe, 2005-12
386	Mitch Berger, 1996-01

Season

93	Chris Kluwe, 2006
91	Greg Coleman, 1983
90	Greg Coleman, 1979
90	Harry Newsome, 1993

Season, Rookie

75	Jeff Locke, 2013
73	Neil Clabo, 1975
71	Chris Kluwe, 2005

Game

12	Greg Coleman, @ G.B., 11/21/82
11	Bucky Scribner, @ Cle., 12/17/89
10	Neil Clabo, @ Det., 9/26/76
10	Greg Coleman, vs. Buf., 12/9/79
10	Mike Saxon, vs. G.B., 10/20/94
10	Chris Kluwe, @ G.B., 12/21/06
10	Chris Kluwe, vs. NYG, 12/13/10

Game, Opponent

12	Tom Blanchard, @ N.O., 11/16/75
11	King Hill, @ StL., 10/19/69

Longest Punt

84	Harry Newsome, @ Pit., 12/20/92
77	Mike Mercer, @ G.B., 9/16/62

Longest Punt, Opponent

82	Tommy Davis, @ S.F., 9/30/62
75	Boyd Dowler, vs. G.B., 10/22/61

AVERAGE GROSS YARDS

Career (200 punts)

44.4	Chris Kluwe, 2005-12 (623-27,683)
43.8	Harry Newsome, 1990-93 (308-13,501)
43.5	Mitch Berger, 1996-01 (386-16,795)

Season (Qualifiers)

47.6	Chris Kluwe, 2008 (73-3,473)
46.5	Jordan Berry, 2021 (78-3,624)
46.4	Bobby Walden, 1964 (72-3,341)

Season, Rookie

44.2	Jeff Locke, 2013 (75-3,316)
44.1	Chris Kluwe, 2005 (71-3,130)
41.1	Neil Clabo, 1975 (73-2,997)

Game (4 punts)

57.5	Chris Kluwe, @ Det., 9/16/07 (4-230)
56.3	Jeff Locke, vs. AriZ., 11/20/16 (4-225)
55.8	Mitch Berger, vs. Cin., 11/15/98 (4-223)

Game, Opponent (4 punts)

54.9	Mike Scifres, vs. S.D., 11/4/07
54.8	Tom Rouen, @ Den.,10/31/99

AVERAGE NET YARDS

Career (200 punts)

38.8	Jeff Locke, 2013-16 (290-11,261)
38.2	Bobby Walden, 1964-67 (258-9,856)
37.3	Chris Kluwe, 2005-12 (623-23,210)

Season

42.6	Britton Colquitt, 2019 (62-2,802)
41.8	Bobby Walden, 1964 (72-3,010)
41.5	Matt Wile, 1978 (72-3,255)

Game (4 punts)

51.8	Matt Wile, vs. Chi., 12/30/18 (5-257)
48.3	Mitch Berger, vs. Cin., 11/15/98 (4-193)
48.0	Jeff Locke, @ Det., 12/24/16 (4-195)

Game, Opponent (4 punts)

48.8	Britton Colquitt, vs. Den., 12/4/11 (6-293)
------	---

HAD BLOCKED

Career

3	Greg Coleman, 1978-87
2	Many Players

Season

2	Mike Mercer, 1961
2	Neil Clabo, 1975
2	Mike Wood, 1978
2	Bucky Scribner, 1988
2	Mitch Berger, 1996
2	Britton Colquitt, 2020

Most Consecutive Punts, None Blocked

565	Greg Coleman, 1979-87
-----	-----------------------

INSIDE 20

Career

198	Chris Kluwe, 2005-12
155	Greg Coleman, 1978-87
109	Mitch Berger, 1996-01

Season

34	Jeff Locke, 2016
34	Chris Kluwe, 2007
32	Chris Kluwe, 2010

Game

5	Fred Cox, vs. LA Rams, 11/3/63
5	Mike Saxon, vs. N.O., 11/6/94
5	Mitch Berger, @ Chi., 9/15/96
5	Mitch Berger, @ Ind., 12/24/00
5	Chris Kluwe, vs. Atl., 9/9/07
5	Jeff Locke, vs. G.B., 9/18/16
5	Ryan Quigley, vs. Chi., 12/31/17

Fewest Touchbacks in a Season (Minimum 30 punts)

0	Ryan Quigley, 2017
0	Britton Colquitt, 2019
1	King Hill, 1968
2	John McCormick, 1962
2	Bobby Walden, 1967
2	Greg Coleman, 1984
2	Chris Kluwe, 2012
2	Matt Wile, 2018

PUNT RETURNS

Most Seasons Leading Team

8	Marcus Sherels, 2011-18
5	Charlie West, 1968-72
5	Leo Lewis, 1987-91
5	David Palmer, 1994-98

Most Consecutive Seasons Leading Team

8	Marcus Sherels, 2011-18
5	Charlie West, 1968-72
5	Leo Lewis, 1987-91
5	David Palmer, 1994-98

RETURNS

Career

237	Marcus Sherels, 2011-19
194	Leo Lewis, 1981-91
162	David Palmer, 1994-00

Season

58	Leo Lewis, 1988
48	Kevin Miller, 1978
47	Manfred Moore, 1977

Season, Rookie

48	Kevin Miller, 1978
35	Keenan Howry, 2003
30	Leonard Willis, 1976
30	David Palmer, 1994

Game

8	Kevin Miller, @ LA Rams, 12/2/79
7	Manfred Moore, vs. G.B., 10/2/77
7	Kevin Miller, vs. Buf., 12/9/79
7	Nate Jacquet, vs. Chi., 11/25/01
7	Greg Camarillo, vs. Ari., 11/7/10
7	Marcus Sherels, vs. Chi., 12/31/17

Game, Opponent

8	Phillip Epps, @ G.B., 11/21/82
7	Johnny Gray, @ G.B., 11/21/76
7	Robbie Martin, vs. Det., 10/21/84
7	Evan Cooper, @ Phi., 12/1/85
7	Charles Woodson, @ G.B., 12/21/06

FAIR CATCHES

Career

173	Marcus Sherels, 2011-19
96	David Palmer, 1994-00

91	Leo Lewis, 1981-91
76	Bobby Bryant, 1967-80

Season

27	Leo Lewis, 1989
27	Marcus Sherels, 2012
27	Marcus Sherels, 2013

Game

5	Billy Butler, vs. Bal., 11/17/63
5	Anthony Carter, vs. T.B., 9/30/90
5	Greg Camarillo, @ NYJ, 10/11/10
5	Marcus Sherels, vs. Chi., 1/1/12
5	Marcus Sherels, @ Chi., 12/9/12

Game, Opponent

6	Bobby Engram, @ Chi., 9/15/96
---	-------------------------------

YARDS GAINED

Career

2,480	Marcus Sherels, 2011-19
1,812	Leo Lewis, 1981-91
1,610	David Palmer, 1994-00

Season

550	Leo Lewis, 1988
446	Leo Lewis, 1989
444	David Palmer, 1997

Season, Rookie

247	Keenan Howry, 2003
239	Kevin Miller, 1978
212	Erik Guilford, 1993

Game

119	Marcus Sherels, @ NYG, 10/21/13
116	Marcus Sherels, vs. Mia., 12/16/18
107	Charlie West, vs. Was., 11/3/68

Game, Opponent

176	Reggie Bush, @ N.O., 10/6/08
131	Dexter Carter, @ S.F., 10/3/93
126	Dexter Carter, @ S.F., 12/18/95

Longest Punt Return

98	Charlie West, vs. Was., 11/3/68 (td)
91	Nate Burleson, @ Ind., 11/8/04 (td)
86	Marcus Sherels, @ NYG, 10/21/13 (td)
82	Bernard Berrian, @ Ari., 12/14/08 (td)
81	Hugh McElhenny, @ Chi., 12/17/61 (td)
81	Bob Grim, vs. NYG, 11/5/67
79	Marcus Sherels, vs. Hou., 10/9/16 (td)
78	Leo Lewis, vs. Atl., 11/22/87 (td)
77	Marcus Sherels, @ Det., 9/30/12 (td)
76	Ed Sharockman, vs. LA Rams, 10/16/66

Longest Punt Return, Opponent (All TDs)

93	Micha Hyde, vs. G.B., 10/27/13
89	Devin Hester, @ Chi., 10/14/07
87	Eddie Payton, @ Det., 12/17/77

AVERAGE YARDAGE

Career (50 returns)

10.4	Marcus Sherels, 2011-19 (236-2,466)
10.4	Mewelde Moore, 2004-07 (74-768)
9.3	David Palmer, 1994-00 (162-1,610)
9.3	Billy Butler, 1963-64 (55-545)

Season (Qualifiers)

15.2	Marcus Sherels, 2013 (22-335)
13.9	Marcus Sherels, 2016 (21-292)
13.2	David Palmer, 1995 (26-342)

Season, Rookie (Qualifiers)

10.4	Tommy Mason, 1961 (14-146)
10.0	Charlie West, 1968 (20-201)
7.9	Nick Davis, 2002 (24-190)

Game (3 returns)

35.6	Charlie West, vs. Was., 11/3/68 (3-107)
23.8	Marcus Sherels, @ NYG, 10/21/13 (4-119)
23.0	Mewelde Moore, @ NYG, 11/13/05 (3-87)

Game, Opponent (3 returns)

35.2	Reggie Bush @ N.O., 10/6/08 (5-176)
------	-------------------------------------

TOUCHDOWNS

Career

5	Marcus Sherels, 2011-19
2	David Palmer, 1994-00
2	Mewelde Moore, 2004-07
1	Billy Butler, 1962-64
1	Leo Lewis, 1981-91
1	Hugh McElhenny, 1961-62
1	Charlie West, 1968-73
1	Randy Moss, 1998-04, '10
1	Nate Burleson, 2003-05
1	Bernard Berrian, 2008-11

Season

2	Marcus Sherels, 2016
1	Hugh McElhenny, 1961
1	Billy Butler, 1963
1	Charlie West, 1968
1	Leo Lewis, 1987
1	David Palmer, 1995
1	David Palmer, 1996
1	Randy Moss, 1999
1	Nate Burleson, 2004
1	Mewelde Moore, 2005

1	Mewelde Moore, 2006
1	Bernard Berrian, 2008
1	Marcus Sherels, 2012
1	Marcus Sherels, 2013
1	Marcus Sherels, 2015

Game	
1	Hugh McElhenry, 81 yds, @ Chi., 12/17/51
1	Billy Butler, 60 yds, vs. S.F., 9/29/63
1	Charlie West, 98 yds, vs. Was., 11/3/68
1	Leo Lewis, 78 yds, vs. Atl., 11/22/87
1	David Palmer, 74 yds, @ Det., 12/23/95
1	David Palmer, 69 yds, @ NYG, 9/29/96
1	Randy Moss, 64 yds, @ K.C., 12/12/99
1	Nate Burleson, 91 yds, @ Ind., 11/8/04
1	Bernard Berrian, 71 yds, @ NYG, 10/13/05
1	Mewelde Moore, 71 yds, vs. N.E., 10/30/06
1	Bernard Berrian, 82 yds, @ Ari., 12/14/08
1	Marcus Sherels, 77 yds, @ Det., 12/30/12
1	Marcus Sherels, 86 yds, @ NYG, 10/21/13
1	Marcus Sherels, 65 yds, @ Chi., 11/1/15
1	Marcus Sherels, 54 yds, @ Car., 9/25/16
1	Marcus Sherels, 79 yds, vs. Hou., 10/9/16
Game, Opponent	
2	Reggie Bush, 71 & 64 yds, @ N.O., 10/6/08

KICKOFF RETURNS

Most Seasons Leading Team	
5	Darrin Nelson, 1983-84, '89, '91-92
4	Qadry Ismail, 1993-96
4	Percy Harvin, 2009-12
4	Cordarelle Patterson, 2013-16
Most Consecutive Seasons Leading	
4	Qadry Ismail, 1993-96
4	Percy Harvin, 2009-12
4	Cordarelle Patterson, 2013-16
3	Billy Butler, 1962-64
3	Brent McClanahan, 1973-75

RETURNS

Career	
159	Darrin Nelson, 1982-89, 1991-92
147	Qadry Ismail, 1993-96
145	David Palmer, 1994-00
Season	
53	Eddie Payton, 1980
53	George "Buster" Rhymes, 1985
50	David Palmer, 1998

Game

9	Nate Jacquet, @ Phi., 11/11/01
8	Qadry Ismail, @ Det., 11/23/95
8	Qadry Ismail, vs. G.B., 12/17/00
8	Troy Walters, @ N.O., 10/7/01
8	Nate Jacquet, vs. Jax., 12/23/01
8	Bethel Johnson, vs. StL, 12/31/06
8	Lorenzo Booker, vs. Chi., 12/20/10

Game, Opponent

8	Vernon Turner, @ T.B., 10/30/94
8	Tyrone Hughes, @ N.O., 11/19/95
8	Roell Preston, @ C.B., 10/5/98
8	Corey Harris, @ Bal., 12/13/98
8	Charlie Rogers, vs. Buf., 9/15/02
8	Ahmad Bradshaw, @ NYG, 11/25/07
8	Domenik Hixon, vs. NYG, 1/3/10

YARDS

Career	
4,075	Cordarelle Patterson, 2013-16
3,623	Darrin Nelson, 1982-89, 1991-92
3,274	David Palmer, 1994-00

Season

1,393	Cordarelle Patterson, 2013
1,345	Buster Rhymes, 1985
1,221	Koren Robinson, 2005

Game

237	Nate Jacquet, @ Phi., 11/11/01
228	Cordarelle Patterson, vs. G.B., 10/27/13
225	Bethel Johnson, vs. StL, 12/31/06

Game, Opponent

256	Roell Preston, @ C.B., 10/5/98
249	Devin Hester, @ Chi., 9/15/13
243	Corey Harris, @ Bal., 12/13/98

Longest Kickoff Return

109	Cordarelle Patterson, vs. G.B., 10/27/13 (td)
105	Percy Harvin, @ Det., 9/30/12 (td)
105	Cordarelle Patterson, @ Chi., 9/15/13 (td)
104	Aundrae Allison, vs. Det., 12/2/07 (td)
104	Percy Harvin, @ Atl., 11/27/11
104	Cordarelle Patterson, vs. Ariz., 11/20/16 (td)
103	Percy Harvin, @ S.D., 9/11/11 (td)
101	Lance Rentzel, vs. Bal., 11/14/65 (td)
101	Percy Harvin, vs. S.F., 9/27/09 (td)
101	Cordarelle Patterson, vs. Sea, 12/6/15 (td)

Longest Kickoff Return, Opponent (All TDs)

104	Cordarelle Patterson, @ Chi., 11/16/20
103	Abe Woodson, @ S.F., 9/29/63
101	Don McCall, @ Pit., 11/23/69
101	Dave Hampton, @ C.B., 10/4/70
101	Roell Preston, @ G.B., 10/5/98

AVERAGE YARDAGE

Career (75 returns)

30.4	Cordarelle Patterson, 2013-16 (34-4.075)
27.9	Percy Harvin, 2009-12 (114-3.183)
25.5	Charlie West, 1968-73 (78-1.991)

Season (Qualifiers)

32.4	Cordarelle Patterson, 2013 (43-1.393)
31.8	Cordarelle Patterson, 2015 (32-1.019)
31.7	Cordarelle Patterson, 2016 (25-792)

Game (3 returns)

49.7	Cordarelle Patterson, @ Chi., 9/15/13 (3-149)
48.0	Aundrae Allison, vs. Det., 12/2/07 (3-144)
45.6	Cordarelle Patterson, vs. C.B., 10/27/13 (5-228)

Game, Opponent (3 returns)

57.0	Tyrone Hughes, vs. N.O., 11/28/93 (3-171)
49.8	Devin Hester, @ Chi., 9/15/13 (5-249)

TOUCHDOWNS

Career

5	Percy Harvin, 2009-12
5	Cordarelle Patterson, 2013-16

Season

2	Percy Harvin, 2009
2	Cordarelle Patterson, 2013
2	Cordarelle Patterson, 2015
2	Kene Nwangwu, 2021

Game

1	Bill Brown, 78 yds, @ LA Rams, 10/20/63
1	Lance Rentzel, 101 yds, vs. Bal., 11/14/65
1	Clint Jones, 96 yds, vs. NYG, 11/5/67
1	Keith Nord, 70 yds, @ Was., 11/2/80
1	Eddie Payton, 99 yds, vs. Oak., 9/14/81
1	Herschel Walker, 93 yds, @ Phi., 11/19/89
1	David Palmer, 88 yds, @ Bal., 12/13/98
1	Robert Tate, 76 yds, @ K.C., 12/12/99
1	Moe Williams, 85 yds, @ NYG, 12/26/99
1	Koren Robinson, 86 yds, @ NYG, 11/13/05
1	Aundrae Allison, 104 yds, vs. Det., 12/2/07
1	Percy Harvin, 101 yds, vs. S.F., 9/27/09
1	Percy Harvin, 88 yds, @ Pit., 10/25/09
1	Percy Harvin, 95 yds, vs. Dal., 10/17/10
1	Percy Harvin, 103 yds, @ S.D., 9/11/11
1	Percy Harvin, 105 yds, @ Det., 9/30/12
1	Cordarelle Patterson, 105 yds, @ Chi., 9/15/13
1	Cordarelle Patterson, 109 yds, vs. C.B., 10/27/13
1	Cordarelle Patterson, 93 yds, @ Oak., 11/15/15
1	Cordarelle Patterson, 101 yds, vs. Sea, 12/6/15
1	Cordarelle Patterson, 104 yds, vs. Ari., 11/20/16
1	Kene Nwangwu, 98 yds, @ Bal., 11/7/21
1	Kene Nwangwu, 99 yds, @ S.F., 11/28/21

Game, Opponent

1	Many times, last by Cordarelle Patterson, @ Chi., 11/16/20
---	--

COMBINED KICK RETURNS

MOST RETURNS

Career

307	David Palmer, 1994-00 (p-162, k-145)
284	Marcus Sherels, 2010-18 (p-231, k-53)
202	Leo Lewis, 1981-91 (p-194, k-8)

Season

88	Kevin Miller, 1978 (p-48, k-40)
87	Eddie Payton, 1980 (p-34, k-53)
78	David Palmer, 1998 (p-28, k-50)

Game

11	David Palmer, vs. G.B., 12/11/97 (p-5, k-6)
10	Darrin Nelson, vs. Chi., 11/25/84 (p-3, k-7)

Game, Opponent

10	Tyrone Hughes, vs. Chi., 11/9/97 (p-5, k-5)
----	---

YARDS GAINED

Career

4,884	David Palmer, 1994-00, (p-1,610, k-3,274)
4,075	Cordarelle Patterson, 2013-16 (k-4,075)
3,932	Darrin Nelson, 1982-89, 1991-92 (p-313, k-3,619)

Season

1,465	David Palmer, 1998 (p-289, k-1,176)
1,435	Eddie Payton, 1980 (p-251, k-1,184)
1,393	Cordarelle Patterson, 2013 (p-0, k-1,393)

Game

237	Nate Jacquet, @ Phi., 11/11/01 (p-0, k-237)
228	Cordarelle Patterson, vs. G.B., 10/27/13 (p-0, k-228)
225	Bethel Johnson, vs. StL, 12/31/06 (p-0, k-225)

Game, Opponent

289	Eddie Payton, @ Det., 12/17/77 (p-105, k-184z)
-----	--

TOUCHDOWNS

Career

5	Marcus Sherels, 2010-18 (p-5, k-0)
5	Cordarelle Patterson, 2013-16 (p-5, k-5)
5	Percy Harvin, 2009-12 (p-0, k-0)
3	David Palmer, 1994-00 (p-2, k-1)

Season

2	Percy Harvin, 2009 (k-2)
2	Cordarelle Patterson, 2013 (k-2)
2	Cordarelle Patterson, 2015 (k-2)
2	Marcus Sherels, 2016 (p-2)

Game

1	Many times, last by Cordarelle Patterson, vs. Ariz., 11/20/16
---	---

Game, Opponent

2	Eddie Payton, @ Det., 12/17/77 (p-1,k-1)
2	Reggie Bush, @ N.O., 10/16/08 (p-2)

COMBINED NET YARDS

Rushing, receiving, interception returns, kickoff returns, punt returns and fumble returns

Most Seasons Leading Team

6	Chuck Foreman, 1973-78
4	Bill Brown, 1964-66, 1968
4	Adrian Peterson, 2007-08, 2012, 2015

Consecutive Seasons Leading Team

6	Chuck Foreman, 1973-78
3	Many times, last by Percy Harvin, 2009-11

ATTEMPTS

Career

2,676	Adrian Peterson, 2007-16
1,931	Bill Brown, 1962-74
1,867	Chuck Foreman, 1973-79

Season

388	Adrian Peterson, 2012
385	Adrian Peterson, 2008
357	Ted Brown, 1981
357	Adrian Peterson, 2009
357	Adrian Peterson, 2015

Game

39	Ted Brown vs. T.B., 11/8/81 (ru-31, re-8)
37	Chuck Foreman vs. S.D., 11/23/75 (ru-33, re-4)
37	Adrian Peterson, vs. Chi, 12/1/13 (ru-35, re-2)

YARDS

Career

14,120	Adrian Peterson, 2007-16
12,410	Cris Carter, 1990-01
10,365	Darrin Nelson, 1982-89, 1991-92

Season

2,314	Adrian Peterson, 2012 (ru-2,097, re-217)
2,081	Percy Harvin, 2009 (ru-135, re-790, rt-1,156)
2,051	Herschel Walker, 1990 (ru-770, re-315, rt-966)
2,021	Adrian Peterson, 2007 (ru-1,341, re-268, rt-412)
2,020	Cordarelle Patterson, 2013 (ru-158, re-469, rt-1,393)

Season, Rookie

2,081	Percy Harvin, 2009 (ru-135, re-790, rt-1,156)
2,021	Adrian Peterson, 2007 (ru-1,341, rt-412, re-268)
2,020	Cordarelle Patterson, 2013 (ru-158, re-469, rt-1,393)

Game

361	Adrian Peterson, @ Chi., 10/14/07 (ru-224, rt-128, re-9)
315	Adrian Peterson, vs. S.D., 11/4/07 (ru-296, re-19)
278	Darrin Nelson, vs. C.B., 11/13/83 (ru-119, re-137, rt-22)

INTERCEPTIONS BY

Most Seasons Leading Team

5	Harrison Smith, 2012, '14, '17, '18, '20
4	Ed Sharockman, 1962-63, 1965, 1970
4	Bobby Bryant, 1963, 1973, 1977-78
4	Joey Browner, 1987, 1989-91
4	Antoine Winfield, 2004, '06, '08, '12

Most Consecutive Seasons Leading Team

3	Joey Browner, 1989-91
3	Darren Sharper, 2005-07

Career

53	Paul Krause, 1968-79
51	Bobby Bryant, 1967-80
40	Ed Sharockman, 1962-72

Season	
10	Paul Krause, 1975
9	Orlando Thomas, 1995
9	Brian Russell, 2003
9	Darren Sharper, 2005
8	Bobby Bryant, 1969
8	Issiac Holt, 1986
8	Carl Lee, 1988
8	Audray McMillan, 1992
8	Corey Chavous, 2003

Game	
3	Many times, last time by Darren Sharper, @ NYG, 11/13/05

Game, Opponent	
3	Many times, last time by Deltha O'Neal, @ Cin., 9/18/05

Consecutive Games With Interception	
6	Paul Krause, 1968
6	Brian Russell, 2003
4	Issiac Holt, 1986
4	Carl Lee, 1988
4	Orlando Thomas, 1995

YARDS	
Career	
852	Paul Krause, 1968-79
804	Ed Sharockman, 1962-72
749	Bobby Bryant, 1967-80

Season	
276	Darren Sharper, 2005
242	Jimmy Hitchcock, 1998
236	Charlie West, 1971

Game	
123	Darren Sharper, @ NYG, 11/13/05
112	Dwight Smith, @ NYG, 11/25/07
100	Xavier Rhodes, vs. Ariz., 11/20/16

Game, Opponent	
151	Tommy Myers, @ N.O., 9/3/78

Longest Returns	
100t	Xavier Rhodes, vs. Ariz., 11/20/16 (td)
97t	Reggie Rutland, vs. LA Rams, 12/15/91
94t	Walker Lee Ashley, vs. Chi., 12/19/88
93t	Dwight Smith, @ NYG, 11/25/07
92t	Darren Sharper, @ NYG, 11/13/05
92t	Chad Greenway, vs. S.D., 9/27/15
90t	Issiac Holt, vs. Det., 10/8/89
89	Charlie West, @ Chi., 12/19/71
88t	Darren Sharper, vs. T.B., 9/11/05
84t	Jack Del Rio, @ Chi., 11/2/92
81	Paul Krause, vs. S.D., 11/23/75
81t	Dewayne Washington, @ Chi., 9/18/94
81t	Harrison Smith, @ Stl., 9/7/14

Longest Return, Opponent (all TDs)	
100	Barry Wilburn, vs. Was., 12/26/87
97	Tommy Myers, @ N.O., 9/3/78

TOUCHDOWNS	
Career	
4	Harrison Smith, 2012-
3	Rip Hawkins, 1961-65
3	Ed Sharockman, 1962-72
3	Bobby Bryant, 1967-80
3	Joey Browner, 1983-91
3	Audray McMillan, 1989-93
3	Dewayne Washington, 1994-97
3	Jimmy Hitchcock, 1998-99
3	Darren Sharper, 2005-08

Season	
3	Jimmy Hitchcock, 1998
2	Rip Hawkins, 1964
2	Carl Lee, 1988
2	Audray McMillan, 1992
2	Anthony Parker, 1994
2	Dewayne Washington, 1994
2	Darren Sharper, 2005
2	Kevin Williams, 2007
2	Harrison Smith, 2012

PASSES DEFENSED

Most Seasons Leading Team	
4	Carl Lee
4	Bobby Bryant
4	Antoine Winfield

Most Consecutive Seasons Leading Team	
2	Nate Wright, 1976-77
2	Carl Lee, 1987-88
2	Jimmy Hitchcock, 1998-99
2	Brian Williams, 2002-03
2	Antoine Winfield, 2008-09
2	Xavier Rhodes, 2013-14
2	Trae Waynes, 2016-17

Career	
128	Carl Lee, 1983-93
99	Antoine Winfield, 2004-12
77	Bobby Bryant, 1968-80

Season	
30	Jimmy Hitchcock, 1998
23	Xavier Rhodes, 2013
22	Carl Lee, 1988

Game	
6	Nate Wright, vs. N.O., 9/12/76
6	Bobby Bryant, vs. N.O., 11/16/75
5	Last by Terence Newman, @ Oak., 11/15/15

FUMBLES

OPPONENTS' FUMBLES RECOVERED

Career	
28	Jim Marshall, 1961-79
23	Carl Eller, 1964-78
19	Matt Blair, 1974-85
18	Alan Page, 1967-78

Season	
9	Don Hultz, 1963
7	Alan Page, 1970
6	Fred McNeil, 1978

Game	
3	Joey Browner, vs. S.F., 9/8/85
2	Many times, last by Anthony Barr, @ Atl., 11/25/15

Longest Fumble Returns (All TDs)

94t	Dwayne Rudd, vs. Chi., 12/6/98
88t	Ed Sharockman, @ Det., 12/9/62
77t	Kevin Williams, vs. Jax., 11/28/04
70t	Paul Krause, @ Det., 12/14/75
69t	Alan Page, @ Chi., 10/11/70
65t	Willie Teal, @ Phi., 12/1/85
63t	Joey Browner, vs. S.D., 9/2/84
63t	Dwayne Rudd, vs. Cin., 11/15/98
61t	Brian Robison, @ Chi., 9/15/73
58t	Anthony Parker, vs. Hou., 11/15/92
55t	Captain Munnerlyn, @ C.B., 1/3/16

Long Fumble Returns, Opponents (All TDs)

99	Adrian Wilson, vs. Ari., 11/26/06
90	Aeneas Williams, @ Stl., 11/30/03
80	Bobby Jackson, vs. NY Jets, 12/26/82

OPPONENTS' FUMBLES RETURNED FOR TOUCHDOWNS

Career	
2	Roy Winston, 1962-76
2	Paul Krause, 1968-79
2	Charlie Johnson, 1982-84
2	Chris Martin, 1983-88
2	Henry Thomas, 1987-92
2	Anthony Parker, 1992-94
2	Orlando Thomas, 1995-01
2	Dwayne Rudd, 1997-00
2	Kevin Williams, 2003-12
2	Antoine Winfield, 2004-12
2	Everson Griffen, 2010-19

Season	
2	Dwayne Rudd, 1998

SACKS

Most Seasons Leading Team

9	John Randle, 1991, 1993-2000
6	Jim Marshall, 1961-66
6	Alan Page, 1967-68, 1971, 1975-77
6	Chris Doleman, 1987-90, 1992-93
6	Jared Allen, 2008-13

Most Consecutive Seasons Leading Team

8	John Randle, 1993-2000
6	Jim Marshall, 1961-66
6	Jared Allen, 2008-13
4	Doug Martin, 1980-83
4	Chris Doleman, 1987-90

TOTAL SACKS

Career	
130.0	Carl Eller, 1964-78
127.0	Jim Marshall, 1961-79
114.0	John Randle, 1990-2000

Season	
22.0	Jared Allen, 2011
21.0	Chris Doleman, 1989
18.0	Alan Page, 1976
18.0	Keith Millard, 1989

Game	
5.0	Randy Holloway, vs. Atl., 9/16/84
4.5	Jared Allen, vs. G.B., 10/5/09
4.0	Many times, last by Kevin Williams, vs. Det., 10/12/08

Game, Rookie

3.0	Kevin Williams, @ Ari., 12/28/03
2.5	Gerald Robinson, vs. Chi., 10/19/86

Game, Opponent

4.0	Many times, last by Peter Boulware, @ Bal., 1/7/02
-----	--

TACKLES

COMBINED TACKLES (DEFENSE & SPECIAL TEAMS TACKLES)

Career	
1,981	Scott Studwell, 1977-90
1,452	Matt Blair, 1974-85
1,382	Jeff Siemon, 1972-82
1,350	Chad Greenway, 2006-16

DEFENSIVE TACKLES

Career	
1,928	Scott Studwell, 1977-90
1,404	Matt Blair, 1974-85
1,375	Jeff Siemon, 1972-82
1,334	Chad Greenway, 2006-16

Season	
230	Scott Studwell, 1981
229	Jeff Siemon, 1978
220	Matt Blair, 1981

Game	
24	Scott Studwell, @ Det., 11/17/85
22	Chad Greenway, vs. Oak., 11/20/11
21	Scott Studwell, @ Pit., 9/24/89
21	Ed McDaniel, @ C.B., 9/4/94

SOLO COMBINED TACKLES

Career	
1,308	Scott Studwell, 1977-90
1,008	Jeff Siemon, 1972-82
986	Matt Blair, 1974-85

Season	
170	Jeff Siemon, 1978
156	Scott Studwell, 1981
153	Scott Studwell, 1980

Game	
18	Rip Hawkins, vs. Det., 11/18/62
17	Rip Hawkins, vs. S.F., 12/2/62
17	Rip Hawkins, vs. Bal., 11/12/61

ASSISTED COMBINED TACKLES

Career	
673	Scott Studwell, 1977-90
466	Matt Blair, 1974-85
449	Chad Greenway, 2006-16

Season	
97	Scott Studwell, 1985
88	Mike Merriweather, 1991
83	Scott Studwell, 1983

Game	
13	Wally Hilgenberg, @ Chi., 10/23/72
13	Scott Studwell, vs. T.B., 9/30/90

SPECIAL TEAMS TACKLES

Career	
147	Chris Walsh, 1994-02
140	Harold Morrow, 1996-02
120	Walker Lee Ashley, 1983-88
113	Keith Nord, 1979-85
113	Heath Farwell, 2005-10

Season	
38	Joey Browner, 1989
35	Nate Allen, 1977
32	Harold Morrow, 1997
32	Heath Farwell, 2007

Game	
7	Heath Farwell, @ NYG, 11/25/07
6	Wymon Henderson, vs. Det., 11/6/88

BLOCKED KICKS

Career	
20	Matt Blair, 1974-85 (FG-3, P-1, PAT-16)
16	Alan Page, 1967-78 (FG-8, P-1, PAT-7)
10	Tim Irwin, 1981-93 (FG-8, PAT-2)
10	Carl Eller, 1964-78 (FG-3, PAT-1)

Season	
5	Alan Page, 1976 (3 FG, 2 PAT)
5	Matt Blair, 1977 (1 FG, 2 P, 2 PAT)
5	Matt Blair, 1979 (5 PAT)

Game	
2	Alan Page, vs. Pit., 10/4/76 (1 FG, 1 PAT)
2	Matt Blair, vs. Dal., 10/7/79 (2 PAT)
2	Matt Blair, @ C.B., 11/11/79 (2 PAT)
2	Matt Blair, vs. Oak., 9/14/81 (2 PAT)
2	Tim Irwin, @ Atl., 12/15/85 (2 FG)
2	Neil Elshire, @ Was., 11/2/86 (2 PAT)
2	Tim Irwin, @ Den., 11/14/93 (1 FG, 1 PAT)

Game, Opponent

1	Many times, last time by Bobby Wagner, @ Sea., 12/10/18
---	---

VIKINGS ROOKIE RECORDS (*NFL RECORD, #NFL ROOKIE RECORD)

SERVICE

Starts, Season

- 16 Gary Zimmerman, T, 1986
- 16 Todd Steussie, T, 1994
- 16 Dewayne Washington, CB, 1994
- 16 Kevin Williams, DT, 2004
- 16 Matt Kalil, T, 2012
- 16 Harrison Smith, S, 2012
- 16 T.J. Clemmings, T, 2015
- 16 Garrett Bradbury, C, 2019

SCORING

Total Points, Season

- 141 Blair Walsh, 2012 (36-pat, 35-fg)
- 106 Randy Moss, 1998 (17-td, 2-2pt)
- 78 Adrian Peterson, 2007 (13-td)

Total Points, Game

- 20 Randy Moss, @ Dal., 11/16/98 (3-rec, td, 1-2pt)
- 18 Sammy White, @ Mia., 12/11/76 (3-rec, td)
- 18 D.J. Dozier, vs. Den., 10/26/87 (3-rush td)
- 18 Randy Moss, vs. Chi., 12/5/98 (3-rec, td)
- 18 Onterio Smith, vs. K.C., 12/20/03 (3-rush td)
- 18 Adrian Peterson, @ Chi., 10/14/07 (3-rush td)
- 18 Adrian Peterson, vs. S.D., 11/4/07 (3-rush td)
- 18 Blair Walsh, @ St.L., 12/16/12 (3-pat, 5-fg)

Touchdowns, Season

- 17 Randy Moss, 1998#
- 13 Adrian Peterson, 2007
- 10 Sammy White, 1976
- 9 Cordarrelle Patterson, 2013

Touchdowns, Game

- 3 Sammy White, vs. Cle., 11/9/69 (3-rec, td)
- 3 D.J. Dozier, vs. Den., 10/26/87 (3-rush td)
- 3 Randy Moss, @ Dal., 11/16/98 (3-rec, td)
- 3 Randy Moss, vs. Chi., 12/5/98 (3-rec, td)
- 3 Onterio Smith, vs. K.C., 12/20/03 (3-rush td)
- 3 Adrian Peterson, @ Chi., 10/14/07 (3-rush td)
- 3 Adrian Peterson, vs. S.D., 11/4/07 (3-rush td)

Field Goals Made, Season

- 35 Blair Walsh, 2012

Field Goals Made, Game

- 5 Blair Walsh, @ St.L., 12/16/12

Longest Field Goal

- 56 Blair Walsh, @ Hou., 12/23/12
- 55 Blair Walsh, vs. Jax., 9/9/12
- 55 Blair Walsh, @ Sea., 11/4/12

Field Goals Attempted, Season

- 38 Blair Walsh, @ St.L., 12/16/12

Field Goals Attempted, game

- 5 Blair Walsh, @ St.L., 12/16/12

Highest Field Goal Percentage, Season (Qualifiers)

- 92.1 Blair Walsh, 2012 (35-38)

RUSHING

Yards, Season

- 1341 Adrian Peterson, 2007
- 801 Chuck Foreman, 1973
- 773 Alfred Anderson, 1984

Yards, Game (*-NFL record)

- 296 Adrian Peterson, vs. S.D., 11/4/07*
- 224 Adrian Peterson, @ Chi., 10/14/07
- 148 Onterio Smith, @ Chi., 12/14/03

Rushing Attempts, Season

- 238 Adrian Peterson, 2007
- 201 Alfred Anderson, 1984
- 182 Chuck Foreman, 1973

Rushing Attempts, Game

- 30 Adrian Peterson, vs. S.D., 11/4/07
- 27 Onterio Smith, @ Chi., 12/14/03
- 27 Dalvin Cook, vs. T.B., 9/24/17

Touchdowns Rushing, Season

- 12 Adrian Peterson, 2007
- 5 Onterio Smith, 2003
- 5 D.J. Dozier, 1987
- 5 Fran Tarkenton, 1961

Touchdowns Rushing, Game

- 3 Adrian Peterson, vs. S.D., 11/4/07
- 3 Adrian Peterson, @ Chi., 10/14/07
- 3 Onterio Smith, @ Chi., 12/20/03
- 3 D.J. Dozier, vs. Den., 10/26/87

Rushing Average, Season

- 5.6 Adrian Peterson, 2007
- 5.4 Onterio Smith, 2003
- 4.8 Jerick McKinnon, 2014

Rushing Average (Min. 10 Attempts), Game

- 11.2 Adrian Peterson, @ Chi., 10/14/07
- 9.9 Adrian Peterson, vs. S.D., 11/4/07
- 9.3 Adrian Peterson, vs. G.B. 9/30/07

Longest Run

- 73 Adrian Peterson, @ Chi., 10/14/07 (td)
- 64 Adrian Peterson, vs. S.D., 11/4/07 (td)
- 55 Adrian Peterson, vs. G.B., 9/30/07
- 55 Jerick McKinnon, vs. Atl., 9/28/14

PASSING

Passing Yards, Season

- 2,919 Teddy Bridgewater, 2014
- 1,997 Fran Tarkenton, 1961
- 1,853 Christian Ponder, 2011

Passing Yards, Game

- 381 Christian Ponder, vs. Den., 12/4/11
- 317 Teddy Bridgewater, vs. Atl., 9/28/14
- 315 Teddy Bridgewater, @ Det., 12/14/14

Pass Attempts, Season

- 402 Teddy Bridgewater, 2014
- 291 Christian Ponder, 2011
- 280 Fran Tarkenton, 1961

Pass Attempts, Game

- 47 Christian Ponder, vs. Den., 12/4/11
- 42 Teddy Bridgewater, @ T.B., 10/26/14
- 42 Teddy Bridgewater, Was., 11/2/14

Pass Completions, Season

- 259 Teddy Bridgewater, 2014
- 158 Christian Ponder, 2011
- 157 Fran Tarkenton, 1961

Pass Completions, Game

- 31 Teddy Bridgewater, @ Det., 12/14/14
- 29 Christian Ponder, vs. Den., 12/4/11
- 26 Teddy Bridgewater, vs. Was., 11/2/14

Touchdown Passes, Season

- 18 Fran Tarkenton, 1961
- 14 Teddy Bridgewater, 2014
- 13 Christian Ponder, 2011

Touchdown Passes, Game

- 4 Fran Tarkenton, vs. Chi., 9/17/61
- 4 Fran Tarkenton, vs. LA Rams, 12/3/61
- 4 Fran Tarkenton, @ Chi., 12/17/61

Passes Had Intercepted, Season

- 17 Fran Tarkenton, 1961
- 13 Christian Ponder, 2011

Passes Had Intercepted, Game

- 3 8 times, last Teddy Bridgewater, vs. Det., 10/12/14

Lowest Percentage Passes Intercepted, Season (qualifiers)

- 3.0 Teddy Bridgewater, 2014 (402-12)
- 4.5 Christian Ponder, 2011 (291-13)
- 6.1 Fran Tarkenton, 1961 (280-17)

Highest QB Rating, Season

- 85.2 Teddy Bridgewater, 2014
- 74.7 Fran Tarkenton, 1961
- 70.1 Christian Ponder, 2011

Highest QB Rating, Game

- 148.6 Fran Tarkenton, vs. Chi., 9/17/61
- 121.1 Fran Tarkenton, L.A., 12/3/61
- 120.7 Teddy Bridgewater, vs. Car., 11/30/14

PASS RECEIVING

Receptions, Season

- 88 Justin Jefferson, 2020
- 69 Randy Moss, 1998
- 60 Percy Harvin, 2009
- 52 Stefan Diggs, 2015
- 51 Paul Flatley, 1963
- 51 Sammy White, 1976
- 45 Cordarrelle Patterson, 2013
- 37 Chuck Foreman (RB), 1973
- 36 Irv Smith, Jr. (TE), 2019

Receptions, Game

- 9 Sammy White, vs. LA Rams, 9/19/76
- 9 Sammy White, @ Mia., 12/11/76
- 9 Justin Jefferson, vs. Atl., 10/18/20
- 9 Justin Jefferson, vs. Jax., 12/6/20
- 9 Justin Jefferson, @ Det., 1/3/21
- 8 James Brim, @ Chi., 10/11/87
- 8 Randy Moss, vs. G.B., 11/22/98
- 8 Randy Moss, vs. Chi., 12/6/98
- 8 Cordarrelle Patterson, at G.B., 11/24/13
- 8 Justin Jefferson, @ Chi., 11/16/20
- 8 Justin Jefferson, vs. Chi., 12/20/20

Receiving Yards, Season

- 1,400 Justin Jefferson, 2020
- 1,313 Randy Moss, 1998
- 906 Sammy White, 1976
- 867 Paul Flatley, 1963

Receiving Yards, Game

- 210 Sammy White, vs. Det., 11/7/76

- 190 Randy Moss, @ G.B., 10/5/98

175 Justin Jefferson, vs. Ten., 9/27/20

Touchdowns Receiving, Season (#-NFL record)

- 17 Randy Moss, 1998#
- 10 Sammy White, 1976
- 7 Justin Jefferson, 2020

Touchdowns Receiving, Game

- 3 Sammy White, @ Mia., 12/11/76
- 3 Randy Moss, @ Dal., 11/26/98
- 3 Randy Moss, vs. Chi., 12/6/98

COMBINED YARDAGE

Yards, Season

- 2,081 Percy Harvin, 2009 (ru-135, re-790, rt-1156)
- 2,021 Adrian Peterson, 2007 (ru-1341, re-268, rt-412)
- 2,020 Cordarrelle Patterson, 2013 (ru-158, re-469, rt-1,393)

Yards, Game

- 361 Adrian Peterson, @ Chi., 10/14/07 (ru-248, re-9, rt-128)
- 315 Adrian Peterson, vs. S.D., 11/4/07 (ru-296, re-19)

PUNTING

Punts, Season

- 75 Jeff Locke, 2013
- 73 Neil Clabo, 1975
- 71 Chris Klumwe, 2005

Punts, Game

- 9 Bobby Walden, vs. L.A., 11/29/64
- 9 Jeff Locke, @ Bal., 12/8/13
- 8 Chris Klumwe, vs. NYG, 11/13/05

Punt Average, Season

- 46.4 Bobby Walden, 1964 (72-3,341)
- 44.2 Jeff Locke, 2013 (75-3,316)
- 44.1 Chris Klumwe, 2005 (71-3,130)

Punt Average (Min. 4 punts), Game

- 54.3 Chris Klumwe, vs. T.B., 9/11/05 (4-217)
- 52.4 Bobby Walden, vs. S.F., 11/8/64 (5-262)
- 52.0 Bobby Walden, @ Bal., 11/15/64 (4-208)

PUNT RETURNS

Punt Returns, Season

- 48 Kevin Miller, 1978
- 35 Keenan Howry, 2003
- 33 Jimmy Edwards, 1979

Punt Returns, Games

- 6 Kevin Miller, vs. T.B., 9/17/78
- 6 David Palmer, vs. Det., 9/11/94

Punt Return Yards, Season

- 247 Keenan Howry, 2003
- 239 Kevin Miller, 1978
- 217 Troy Walters, 2000

Punt Return Yards, Game


- 107 Charlie West, vs. Was., 11/3/68
- 78 Troy Walters, vs. Det., 11/30/00
- 77 Bob Grim, vs. NYG, 11/5/67

Longest Punt Return

- 981 Charlie West, vs. Was., 11/3/68
- 81 Bob Grim, vs. NYG, 11/5/67
- 63 Troy Walters, vs. Det., 11/30/00

Punt Return Average, Season

- 10.1 Charlie West, 1968 (20-201)
- 7.9 Nick Davis, 2002 (24-190)
- 7.6 Jackie Wallace, 1974 (25-191)



WR Sammy White set the team record with 210 yards receiving in a game and earned 1976 NFL Rookie of the Year.

Punt Return Average (3 returns), Game

35.7 Charlie West, vs. Was., 11/3/68 (3-107)
26.0 Troy Walters, vs. Det., 11/30/00 (3-78)
25.7 Bob Grim, vs. NYG, 11/5/67 (3-77)

KICKOFF RETURNS

Kickoff Returns, Season

53 Buster Rhymes, 1985
44 Jimmy Edwards, 1979
43 Cordarrelle Patterson, 2013

Kickoff Returns, Game

8 Troy Walters, vs. G.B., 12/17/00
7 Jimmy Edwards, @ St.L., 11/4/79
7 Darryl Harris, vs. G.B., 10/16/88

Kickoff Return Yards, Season

1,393 Cordarrelle Patterson, 2013
1,345 Buster Rhymes, 1985
1,156 Percy Harvin, 2009

Kickoff Return Yards, Game

228 Cordarrelle Patterson, vs. G.B., 10/27/13
182 Buster Rhymes, vs. Chi., 9/19/85
180 Percy Harvin, vs. S.F., 9/27/09

Longest Kickoff Return (All TDs)

109 Cordarrelle Patterson, vs. G.B., 10/27/13*
105 Cordarrelle Patterson, at Chi., 9/15/13
104 Aundrae Allison, vs. Det., 12/2/07

Kickoff Return Average, Season

32.4 Cordarrelle Patterson, 2013
28.7 Aundrae Allison, 2007
27.5 Percy Harvin, 2009

Kickoff Return Average (3 returns), Game

49.7 Cordarrelle Patterson, @ Chi., 9/15/13 (3-149)
48.0 Aundrae Allison, vs. Det., 12/2/07 (3-144)
45.6 Cordarrelle Patterson, vs. G.B., 10/27/13 (5-228)

INTERCEPTIONS

Passes Defensed, Season

23 Xavier Rhodes, 2013
19 Orlando Thomas, 1995
12 Dewayne Washington, 1994
12 Brian Williams, 2002

Interceptions, Season

9 Orlando Thomas, 1995
6 George Rose, 1964
5 Rip Hawkins, 1961

Interceptions, Game

2 Rip Hawkins, vs. Dal., 9/24/61
2 Jeff Siemon, vs. S.F., 12/16/72

Interception Return Yards, Season

135 Dewayne Washington, 1994
108 Orlando Thomas, 1995
87 Harrison Smith, 2012

Interception Return Yards, Game

81 Dewayne Washington, @ Chi., 9/18/94
80 Mike Nattiel, vs. Sea., 12/7/03
70 Orlando Thomas, @ Pit., 9/24/95

Longest Interception Return

81 Dewayne Washington, @ Chi., 9/18/94 (td)
80 Mike Nattiel, vs. Sea., 12/7/03 (td)
63 Tim Newton, @ Buf., 9/25/85

TACKLES

Total Tackles, Season

129 Harrison Smith, 2012
126 Rip Hawkins, 1961
109 Chris Doleman, 1985
105 Eric Kendricks, 2015
102 Tim Newton, 1985
99 Anthony Barr, 2014

Total Tackles, Game

13 Malik Boyd, @ N.E., 11/13/94
13 Harrison Smith, vs. T.B., 10/25/12
13 Eric Kendricks, vs. K.C., 10/18/15

SACKS

Sacks, Season

10.5 Don Hultz, 1963
10.5 Kevin Williams, 2003

Sacks, Game

3.0 Kevin Williams, vs. Ari., 12/28/03
2.5 Gerald Robinson, Chi./10/19/86
2.0 10 times, last Danielle Hunter, vs. Chi., 12/20/15

*NFL Record

#NFL Rookie Record

VIKINGS ROOKIE NFL AWARDS

NFL ROOKIE OF THE YEAR

1963-Paul Flatley, WR (AP, UPI, NEA, TSN)
1973-Chuck Foreman, RB (AP, PFWA)
1976-Sammy White, WR (AP, PFWA)
1998-Randy Moss, WR (TSN, FN, PFW, SI)
2007-Adrian Peterson, RB (TSN, PFW, SI)
2020-Justin Jefferson, WR (TSN)

PEPSI ROOKIE OF THE YEAR

2007-Adrian Peterson, RB
2009-Percy Harvin, WR
2014-Teddy Bridgewater, QB

NFL OFFENSIVE ROOKIE OF THE YEAR

1973-Chuck Foreman, RB (PFW)
1976-Sammy White, WR (PFW, PD)
1998-Randy Moss, WR (AP, FD, CPFW)
2007-Adrian Peterson, RB (AP, PFW)
2009-Percy Harvin, WR/KR (AP, PFW)

NFL DEFENSIVE ROOKIE OF THE YEAR

1994-Dewayne Washington, CB (PFW)

NFC ROOKIE OF THE YEAR

1973-Chuck Foreman, RB (Wheaties, TSN)
1976-Sammy White, WR (UPI, TSN, NEA)
1998-Randy Moss, WR (PFWA)

NFC OFFENSIVE ROOKIE OF THE YEAR

1998-Randy Moss, WR (PFWA)

1ST-TEAM A.P. ALL-PRO

1998-Randy Moss, WR
2012-Blair Walsh, K
2013-Cordarrelle Patterson, WR/KR

ALL-ROOKIE HONORS (PFWA)

1972-Jeff Siemon, LB
1973-Chuck Foreman, RB
1974-Matt Blair, LB
1976-Sammy White, WR
1984-Alfred Anderson, RB
1988-Randall McDaniel, G
1994-Todd Steussie, C
Andrew Jordan, TE
Dewayne Washington, CB

1995-Orlando Thomas, S
1998-Randy Moss, WR
2000-Chris Hovan, DT
2003-Antonio Smith, RB
Kevin Williams, DT
Eddie Johnson, P
2005-Chris Kluwe, P
2007-Adrian Peterson, RB
Brian Robison, DE
2009-Phil Loadholt, T
Percy Harvin, WR/KR
2011-Kyle Rudolph, TE
2012-Blair Walsh, K
Matt Kalil, T
Harrison Smith, S

2013-Cordarrelle Patterson, WR/KR
2014-Teddy Bridgewater, QB
2015-Stefon Diggs, WR
Danielle Hunter, DE
Eric Kendricks, LB
2017-Pat Elflein, C
2020-Justin Jefferson, WR
Cameron Dantzler, CB
2021-Kene Ngwangwu, RB

NFL ROOKIE OF THE WEEK


2004-Mewelde Moore, RB, vs. Ten., 10/24, Offense
2007-Adrian Peterson, RB, @ Chi., 10/14, Offense
2007-Adrian Peterson, RB, vs. S.D., 11/4, Offense
2009-Percy Harvin, WR, @ Pit., 10/25, Special Teams
2009-Percy Harvin, WR, @ G.B., 11/1, Special Teams
2014-Teddy Bridgewater, QB, vs. Atl., 9/28, Offense
2014-Teddy Bridgewater, QB, vs. Car., 11/30, Offense
2015-Stefon Diggs, WR, vs. K.C., 10/18, Offense
2021-Kene Ngwangwu, RB, @ Bal., 11/7, Special Teams

NFL ROOKIE OF THE MONTH

1997-Dwayne Rudd, LB, December, Defense
1998-Randy Moss, WR, November, Offense
2003-Kevin Williams, DT, December, Defense
2007-Adrian Peterson, RB, September, Offense
2007-Adrian Peterson, RB, October, Offense
2009-Percy Harvin, WR, November, Offense
2013-Cordarrelle Patterson, WR, December, Offense
2015-Eric Kendricks, LB, October, Defense

PRO BOWL HONORS

1973-Chuck Foreman, RB
1976-Sammy White, WR
1998-Randy Moss, WR
2007-Adrian Peterson, WR/KR
2009-Percy Harvin, WR/KR
2012-Matt Kalil, T
Blair Walsh, K
2013-Cordarrelle Patterson, WR/KR
2020-Justin Jefferson, WR



Paul Flatley was the 1963 NFL Rookie of the Year and the 1st Vikings player to be selected for the honor.



Orlando Thomas was an All-Rookie choice in 1995 and set the team record for INTs in a season by a rookie with 9.

VIKINGS BIG DAYS

RUSHING

296	Adrian Peterson vs. S.D., 11/4/07 (30 att.)
224	Adrian Peterson @ Chi., 10/14/07 (20 att.)
212	Adrian Peterson @ StL, 12/16/12 (24 att.)
210	Adrian Peterson vs. Chi., 12/13/13 (35 att.)
210	Adrian Peterson @ G.B., 12/12/12 (21 att.)
206	Dalvin Cook vs. Det., 11/8/12 (20 att.)
205	Dalvin Cook vs. Pit., 12/15/12 (27 att.)
203	Adrian Peterson @ Oak., 11/9/15 (26 att.)
200	Chuck Foreman @ Phi., 10/24/76 (28 att.)
199	Adrian Peterson vs. G.B., 12/30/12 (34 att.)
192	Adrian Peterson vs. G.B., 11/9/08 (30 att.)
182	Adrian Peterson @ Sea., 11/4/12 (17 att.)
181	Dalvin Cook vs. Ten., 9/27/20 (22 att.)
180	Adrian Peterson @ Cle., 9/13/09 (25 att.)
179	Ted Brown @ G.B., 10/23/83 (29 att.)
178	Robert Smith @ StL, 9/13/88 (23 att.)
175	Adrian Peterson vs. G.B., 10/23/11 (24 att.)
172	Terry Allen @ Pit., 12/20/92 (38 att.)
171	Adrian Peterson vs. Det., 11/11/12 (27 att.)
170	Robert Smith @ Chi., 10/15/00 (15 att.)
169	Robert Smith @ Buf., 8/9/97 (16 att.)
169	Chester Taylor @ Sea., 10/22/06 (24 att.)
167	Michael Bennett vs. NYG, 11/10/02 (15 att.)
166	Scottie Graham vs. K.C., 12/26/93 (33 att.)
165	Adrian Peterson @ Ari., 12/14/08 (28 att.)
164	Chester Taylor vs. Oak., 11/18/07 (22 att.)
163	Dalvin Cook @ G.B., 11/1/20 (30 att.)
160	Robert Smith vs. Ind., 12/21/97 (17 att.)
160	Adrian Peterson vs. Ind., 9/14/08 (29 att.)
160	Adrian Peterson vs. Det., 3/25/10 (23 att.)
159	Terry Allen @ Chi., 9/18/94 (22 att.)
158	Adrian Peterson @ Atl., 11/29/15 (25 att.)
156	Chuck Foreman @ Det., 12/18/77 (31 att.)
155	Dave Osborn vs. G.B., 12/3/67 (21 att.)
155	Clinton Jones vs. Atl., 11/28/71 (22 att.)
155	Latavius Murray vs. Ari., 10/14/18 (24 att.)
154	Adrian Peterson vs. Chi., 12/9/12 (31 att.)
154	Dalvin Cook @ G.B., 9/15/19 (20 att.)
153	Adrian Peterson vs. Ari., 10/21/12 (23 att.)
153	Chuck Foreman vs. Chi., 10/16/77 (26 att.)
148	Chuck Foreman vs. Pit., 12/1/76 (27 att.)
148	Herschel Walker vs. G.B., 10/15/83 (18 att.)
148	Robert Smith @ Sea., 11/23/00 (21 att.)
148	Onterio Smith @ Chi., 12/14/03 (27 att.)
148	Mike Boone vs. Chi., 12/29/19 (17 att.)
146	Tommy Mason vs. Bal., 11/17/63 (12 att.)
146	Darrin Nelson vs. G.B., 11/10/85 (21 att.)
146	Robert Smith @ NYG, 12/26/99 (16 att.)
146	Onterio Smith vs. K.C., 12/20/03 (21 att.)
146	Adrian Peterson @ G.B., 11/24/13 (32 att.)
145	Adrian Peterson vs. Mia., 9/19/10 (28 att.)
143	Tommy Mason @ Bal., 12/16/62 (20 att.)
143	Adrian Peterson vs. Bal., 10/18/85 (22 att.)
142	Dalvin Cook @ Det., 9/20/19 (25 att.)
140	Dalvin Cook @ Car., 10/17/21 (29 att.)
139	Terry Allen @ G.B., 9/6/92 (12 att.)
140	Adrian Peterson vs. Pit., 9/29/13 (23 att.)
140	Adrian Peterson @ Dal., 11/13/25 (25 att.)
139	Dave Osborn vs. Chi., 12/5/70 (29 att.)
139	Scottie Graham @ G.B., 12/19/93 (30 att.)
139	Adrian Peterson vs. Hou., 11/2/08 (25 att.)
138	Tommy Mason @ Det., 12/9/62 (16 att.)
138	Bill Brown @ Cle., 10/31/65 (26 att.)
138	Mewelde Moore vs. Ten., 10/24/04 (20 att.)
137	Tommy Mason vs. Bal., 12/24/04 (20 att.)
137	Robert Smith vs. N.O., 11/8/98 (20 att.)
135	Chester Taylor vs. Det., 11/26/06 (27 att.)
136	Dalvin Cook vs. Mia., 12/16/18 (19 att.)
135	Jerick McKinnon vs. Atl., 9/28/14 (18 att.)
134	Robert Smith vs. Det., 10/25/98 (19 att.)
134	Robert Smith @ Det., 10/1/00 (16 att.)
134	Adrian Peterson vs. Det., 9/20/15 (29 att.)
133	Chuck Foreman vs. Cin., 11/13/77 (29 att.)
133	Robert Smith @ T.B., 10/13/96 (18 att.)
133	Adrian Peterson vs. Det., 11/15/09 (18 att.)
132	Dalvin Cook @ NYG, 10/16/19 (21 att.)
132	Dalvin Cook @ Atl., 9/19/21 (22 att.)
131	Dalvin Cook @ Ari., 9/19/21 (22 att.)
132	Robert Smith @ G.B., 9/21/97 (28 att.)
131	Adrian Peterson vs. Chi., 11/30/08 (28 att.)
131	Adrian Peterson @ G.B., 10/24/10 (29 att.)
129	Ted Brown vs. T.B., 11/8/81 (31 att.)
127	Chuck Foreman vs. S.D., 11/23/75 (33 att.)
127	Terry Allen vs. T.B., 11/3/91 (14 att.)
127	Dalvin Cook vs. N.O., 9/11/17 (22 att.)
126	Herschel Walker @ T.B., 12/8/91 (16 att.)
126	Adrian Peterson vs. S.D., 9/12/15 (20 att.)
125	Herschel Walker @ Atl., 9/8/91 (25 att.)
125	Robert Smith vs. Det., 12/8/97 (22 att.)
125	Artose Pinner @ Det., 12/10/06 (29 att.)
125	Adrian Peterson vs. Det., 11/10/15 (29 att.)
124	Tommy Mason vs. Pit., 10/18/64 (20 att.)
124	Oscar Reed vs. Det., 11/12/72 (23 att.)
123	Raymond Hayes vs. LA Rams, 12/31/61 (18 att.)

123	Chester Taylor vs. Det., 10/8/06 (26 att.)
122	Adrian Peterson vs. T.B., 10/25/12 (15 att.)
122	Chuck Foreman @ N.O., 9/3/78 (18 att.)
122	Darrin Nelson vs. Det., 11/3/85 (25 att.)
122	Robert Smith @ G.B., 11/9/00 (24 att.)
122	Mewelde Moore @ G.B., 11/21/05 (22 att.)
122	Adrian Peterson vs. Ari., 10/19/11 (29 att.)
121	Mel Triplett @ Chi., 12/17/61 (15 att.)
121	Adrian Peterson @ Chi., 10/19/08 (22 att.)
120	Alfred Anderson @ Det., 9/23/84 (19 att.)
120	Robert Smith vs. Car., 10/12/97 (23 att.)
120	Michael Bennett @ G.B., 12/8/02 (19 att.)
120	Adrian Peterson vs. T.B., 9/18/11 (25 att.)
120	Dalvin Cook vs. Jax., 12/6/20 (32 att.)
119	Darrin Nelson vs. G.B., 11/13/83 (16 att.)
118	Dave Osborn @ Chi., 12/18/66 (19 att.)
118	Darrin Nelson vs. Cle., 10/26/86 (22 att.)
118	Darrin Nelson @ Dal., 11/26/87 (16 att.)
118	Robert Smith @ K.C., 12/12/99 (21 att.)
118	Adrian Peterson @ Phi., 12/26/10 (22 att.)
117	Bill Brown vs. C., 10/16/65 (15 att.)
117	Chuck Foreman @ N.O., 11/16/75 (24 att.)
117	Robert Smith vs. Ari., 11/2/00 (20 att.)
116	Chuck Foreman vs. Chi., 9/23/73 (16 att.)
116	Adrian Peterson vs. Det., 12/2/07 (15 att.)
115	Bill Brown @ Dal., 9/25/66 (20 att.)
115	Dave Osborn vs. NYG, 11/5/67 (16 att.)
115	Robert Smith vs. Det., 10/31/93 (23 att.)
115	Robert Smith @ Pit., 9/24/95 (15 att.)
115	Scottie Graham @ Cinn., 12/24/95 (25 att.)
115	Robert Smith vs. Det., 11/30/00 (17 att.)
115	Matt Asiata vs. Det., 12/29/13 (14 att.)
115	Dalvin Cook vs. Bal., 11/22/20 (27 att.)
114	Chuck Foreman @ Det., 10/7/73 (16 att.)
114	Michael Bennett @ T.B., 11/3/02 (10 att.)
113	Ted Brown @ Chi., 9/21/80 (22 att.)
113	Terry Allen vs. Mia., 9/25/94 (15 att.)
113	Terry Allen @ T.B., 10/30/94 (17 att.)
113	Robert Smith vs. Det., 9/1/96 (22 att.)
113	Michael Bennett vs. Tenn., 12/9/01 (16 att.)
113	Chester Taylor vs. Car., 9/17/06 (24 att.)
113	Alexander Mattison vs. Det., 10/10/21 (25 att.)
112	Adrian Peterson vs. G.B., 9/30/07 (12 att.)
112	Alexander Mattison @ Sea., 10/11/20 (20 att.)
112	Alexander Mattison vs. Sea., 9/26/21 (20 att.)
111	Dalvin Cook vs. Atl., 9/8/19 (21 att.)
111	Latavius Murray vs. Bal., 10/22/17 (18 att.)
111	Robert Smith vs. Det., 9/10/95 (20 att.)
111	Adrian Peterson vs. Det., 10/12/08 (25 att.)
111	Latavius Murray vs. Chi., 12/31/17 (20 att.)
110	Dalvin Cook vs. Oak., 9/22/19 (16 att.)
110	Dalvin Cook @ Bal., 11/7/21 (17 att.)
109	Bill Brown vs. Chi., 9/29/68 (12 att.)
109	Ted Brown @ G.B., 9/27/81 (21 att.)
109	Robert Smith vs. Chi., 9/3/00 (14 att.)
109	Mewelde Moore @ N.O., 10/17/04 (15 att.)
109	Toy Gerhart @ Was., 12/14/11 (11 att.)
109	Joe Webb @ Det., 12/11/11 (7 att.)
108	Ted Brown @ Atl., 11/23/81 (16 att.)
108	Leroy Hoard vs. Oak., 11/17/96 (20 att.)
108	Moe Williams vs. Chi., 9/14/03 (21 att.)
108	Adrian Peterson @ Chi., 11/25/12 (18 att.)
107	Chuck Foreman vs. Det., 10/19/75 (22 att.)
107	Robert Smith vs. Chi., 10/10/99 (12 att.)
107	Adrian Peterson vs. Buf., 12/5/10 (16 att.)
106	Bill Brown @ Bal., 11/16/64 (14 att.)
106	Dave Osborn @ Chi., 10/12/69 (15 att.)
106	Michael Bennett vs. Chi., 10/27/02 (29 att.)
106	Michael Bennett vs. Det., 11/6/05 (18 att.)
105	Alfred Anderson @ Phi., 9/18/04 (20 att.)
105	Leroy Hoard vs. S.F., 10/24/95 (17 att.)
105	Adrian Peterson @ Det., 12/7/08 (22 att.)
104	Tony Galbreath @ Chi., 10/9/83 (16 att.)
104	Robert Smith vs. S.D., 11/28/99 (20 att.)
104	Michael Bennett @ G.B., 12/30/01 (25 att.)
104	Adrian Peterson vs. NYG, 12/27/15 (22 att.)
103	Bill Brown vs. Bal., 9/13/64 (20 att.)
103	Bill Brown @ NYG, 12/6/64 (19 att.)
103	Dave Osborn @ Atl., 10/4/87 (19 att.)
103	Darrin Nelson vs. T.B., 11/15/87 (17 att.)
103	Herschel Walker vs. Den., 3/23/91 (12 att.)
103	Robert Smith vs. Was., 10/18/98 (24 att.)
103	Robert Smith vs. Car., 11/19/00 (23 att.)
103	Michael Bennett vs. Sea., 12/7/03 (25 att.)
103	Adrian Peterson @ Atl., 9/9/07 (19 att.)
103	Adrian Peterson @ G.B., 9/8/08 (19 att.)
103	Adrian Peterson vs. NYG, 12/28/08 (21 att.)
103	Jerick McKinnon @ Buf., 10/19/14 (19 att.)
103	Adrian Peterson @ Chi., 11/15/20 (20 att.)
102	Chuck Foreman @ Chi., 10/27/75 (26 att.)
102	Chuck Foreman vs. Atl., 11/9/75 (26 att.)
102	Robert Smith vs. Car., 10/6/96 (27 att.)
102	Moe Williams vs. Buf., 9/23/91 (17 att.)
102	Adrian Peterson @ K.C., 9/23/07 (25 att.)
102	Adrian Peterson @ Det., 9/30/12 (21 att.)
102	Cordarrelle Patterson @ StL, 9/7/14 (33 att.)
102	Dalvin Cook @ T.B., 12/13/20 (22 att.)
101	Tommy Mason @ G.B., 12/5/65 (21 att.)

101	Clinton Jones vs. Atl., 9/14/68 (17 att.)
101	Bill Brown vs. Det., 11/11/73 (19 att.)
101	Chuck Foreman @ G.B., 11/27/77 (26 att.)
101	Chuck Foreman @ Dal., 10/26/78 (22 att.)
101	Leroy Hoard vs. T.B., 12/15/96 (20 att.)
101	Robert Smith vs. Det., 12/14/97 (20 att.)
101	Mewelde Moore vs. N.O., 9/25/05 (23 att.)
101	Robert Smith vs. Jax., 12/20/98 (19 att.)
101	Chester Taylor @ S.F., 12/3/07 (18 att.)
100	Chuck Foreman vs. G.B., 12/8/73 (19 att.)
100	Chuck Foreman vs. Sea., 11/14/76 (17 att.)
100	Ted Brown vs. Dal., 11/3/83 (23 att.)
100	Terry Allen vs. G.B., 12/27/92 (26 att.)
100	Adrian Peterson @ Chi., 9/11/13 (26 att.)

Career 100-Yard Rushing Games

No.	Player	W-L
49...	Adrian Peterson	33-15-1
29...	Robert Smith	22-7
19...	Dalvin Cook	12-2
17...	Chuck Foreman	16-1
5...	Michael Bennett	5-4
8...	Bill Brown	4-4
7...	Terry Allen	4-4
6...	Tommy Mason	2-0
6...	Dave Osborn	3-3
6...	Ted Brown	5-1
6...	Darrin Nelson	3-3
6...	Chester Taylor	6-0
4...	Herschel Walker	3-1
4...	Mewelde Moore	4-0
3...	Alexander Mattison	2-1
3...	Latavius Murray	3-0
3...	Scottie Graham	2-1
2...	Leroy Hoard	2-0
2...	Clinton Jones	2-0
2...	Alfred Anderson	1-1
2...	Moe Williams	1-1
2...	Onterio Smith	1-1
2...	Jerick McKinnon	1-1
1...	Ray Hayes	1-0
1...	Mel Triplett	1-0
1...	Oscar Reed	1-0
1...	Tommy Galbreath	1-0
1...	Artose Pinner	1-0
1...	Toy Gerhart	1-0
1...	Joe Babb	1-0
1...	Matt Asiata	1-0
1...	Cordarrelle Patterson	1-0
1...	Mike Boone	0-1

PASSING

490	Tommy Kramer @ Was., 11/2/86 (20 of 35)
455	Tommy Kramer vs. Cle., 12/14/80 (38 of 49)
449	Joe Kapp vs. K., 3/28/69 (28 of 42)
446	Brett Favre vs. Ari., 11/7/10 (36 of 47)
444	Tommy Kramer @ S.D., 10/11/81 (27 of 43)
442	Randall Cunningham @ G.B., 10/5/98 (20 of 32)
436	Tommy Kramer vs. Chi., 11/9/85 (28 of 55)
425	Kirk Cousins @ G.B., 9/16/18 (35 of 48)
425	Daunte Culpepper @ N.O., 10/17/04 (26 of 37)
422	Kirk Cousins @ LA Rams, 9/27/18 (36 of 50)
420	Warren Moon vs. N.O., 11/6/94 (33 of 57)
407	Frank Taranton @ S.F., 10/24/65 (21 of 34)
405	Kirk Cousins vs. Det., 1/31/21 (28 of 40)
404	Daunte Culpepper @ Det., 12/19/04 (25 of 35)
404	Warren Moon vs. NYJ, 11/20/94 (33 of 50)
396	Daunte Culpepper @ Oak., 11/16/03 (27 of 49)
395	Daunte Culpepper @ Hou., 10/10/04 (36 of 50)
395	Tommy Kramer vs. Atl., 9/7/80 (30 of 42)
392	Brett Favre vs. Chi., 11/29/09 (32 of 48)
391	Wade Wilson vs. Det., 11/6/88 (28 of 35)
386	Tommy Kramer @ T.B., 10/7/84 (27 of 47)
384	Warren Moon @ Det., 11/23/95 (30 of 47)
384	Tommy Kramer vs. G.B., 11/29/81 (38 of 55)
382	Matt Cassel vs. Phi., 12/15/13 (26 of 35)
382	Sam Bradford @ G.B., 12/14/16 (34 of 50)
381	Christian Ponder vs. Det., 12/4/11 (29 of 47)
374	Wade Wilson @ T.B., 12/16/90 (24 of 39)
374	Jeff George @ Chi., 11/14/99 (25 of 44)
373	Kirk Cousins @ Car., 10/17/21 (33 of 48)
370	Daunte Culpepper @ S.D., 11/9/03 (32 of 44)
369	Case Keenum vs. T.B., 9/24/17 (25 of 33)
366	Sean Salisbury @ Den., 11/14/93 (19 of 37)
364	Randall Cunningham vs. Oak., 9/19/99 (23 of 39)
363	Jeff George vs. S.D., 11/28/99 (28 of 43)
363	Daunte Culpepper @ G.B., 11/14/04 (27 of 44)
361	Steve Dils @ T.B., 9/5/81 (37 of 62)
361	Wade Wilson @ N.O., 12/1/86 (24 of 39)
360	Daunte Culpepper vs. Chi., 9/26/04 (19 of 30)
359	Kirk Cousins vs. N.O., 11/4/18 (31 of 41)
359	Randall Cunningham @ Dal., 11/26/98 (17 of 35)
357	Daunte Culpepper vs. Car., 11/19/00 (22 of 29)
355	Warren Moon @ Ari., 10/2/94 (29 of 47)
355	Daunte Culpepper vs. Mia., 9/10/00 (23 of 37)
352	Christian Ponder @ Was., 10/14/12 (35 of 52)
351	Kirk Cousins @ Cin., 9/12/21 (36 of 49)

349 Warren Moon @ N.E., 11/13/94 (26 of 42)
 348 Randall Cunningham @ Chi., 12/6/98 (21 of 31)
 348 Todd Bouman vs. Tenn., 12/9/01 (21 of 31)
 347 Fran Tarkenton @ Was., 11/30/75 (27 of 37)
 347 Fran Tarkenton vs. Det., 11/7/76 (17 of 25)
 347 Sean Salisbury vs. S.D., 11/7/95 (29 of 47)
 346 Sam Bradford vs. N.O., 11/17/12 (21 of 32)
 345 Randall Cunningham @ Bal., 12/13/98 (32 of 55)
 344 Brett Favre vs. Det., 11/5/09 (20 of 29)
 343 Tommy Kramer @ St.L., 10/25/81 (25 of 55)
 343 Daunte Culpepper @ Phil., 9/20/04 (37 of 47)
343 Kirk Cousins vs. Atl., 10/18/20 (24 of 36)
343 Kirk Cousins vs. G.B., 11/25/18 (23 of 38)
 342 Tommy Kramer vs. Chi., 11/28/82 (26 of 35)
 342 Warren Moon @ Ari., 11/12/95 (24 of 43)
341 Kirk Cousins vs. G.B., 11/21/21 (24 of 35)
340 Kirk Cousins @ Det., 12/5/21 (30 of 40)
 339 Wade Wilson vs. T.B., 11/30/86 (22 of 33)
 338 Warren Moon vs. N.O., 11/19/95 (25 of 32)
337 Kirk Cousins @ Det., 10/20/19 (24 of 34)
 335 Wade Wilson @ T.B., 10/23/88 (22 of 30)
 335 Daunte Culpepper vs. G.B., 12/17/00 (23 of 38)
 335 Teddy Bridgewater @ Ari., 12/10/15 (25 of 36)
 334 Brad Johnson vs. T.B., 9/14/97 (29 of 44)
 334 Brett Favre @ Pit., 10/25/09 (34 of 51)
333 Kirk Cousins vs. Phil., 10/13/19 (22 of 29)
 333 Tommy Kramer vs. Det., 9/20/81 (25 of 42)
 332 Warren Moon @ T.B., 10/15/95 (33 of 48)
 332 Daunte Culpepper @ N.O., 10/7/01 (23 of 34)
 330 Tommy Kramer @ Atl., 11/23/81 (24 of 47)
 328 Daunte Culpepper @ St.L., 11/30/03 (33 of 47)
 328 Tommy Kramer vs. NYJ, 12/26/82 (32 of 56)
 327 Fran Tarkenton vs. LA Rams, 10/16/66 (21 of 31)
 326 Warren Moon vs. Mia., 9/25/94 (26 of 37)
 324 Tommy Kramer vs. T.B., 11/16/80 (24 of 37)
323 Kirk Cousins vs. Sea., 9/26/21, (30 of 38)
 322 Tommy Kramer @ S.F., 10/12/86 (26 of 41)
 322 Daunte Culpepper vs. T.B., 9/30/01 (30 of 44)
 321 Tommy Kramer vs. Phil., 12/22/85 (21 of 36)
 321 Brett Favre @ Chi., 12/28/09 (26 of 40)
319 Kirk Cousins vs. Den., 11/17/19, (29 of 35)
 319 Fran Tarkenton vs. LA Rams, 11/19/72 (14 of 28)
 318 Rich Gannon @ Cinn., 9/27/82 (25 of 32)
 317 Fran Tarkenton vs. N.O., 12/17/74 (20 of 29)
 317 Rich Gannon @ N.E., 10/20/91 (35 of 63)
 317 Teddy Bridgewater vs. Atl., 9/28/14 (19 of 30)
 316 Fran Tarkenton @ Oak., 12/17/78 (23 of 38)
 316 Brad Johnson vs. N.O., 11/8/98 (28 of 38)
 316 Brett Favre vs. NYG., 1/3/10 (25 of 31)
 316 Teddy Bridgewater @ Det., 10/25/15 (25 of 35)
 315 Tommy Kramer @ Atl., 12/15/85 (22 of 43)
 315 Teddy Bridgewater @ Det., 12/14/14 (23 of 37)
315 Kirk Cousins vs. LAR, 12/26/21, (27 of 38)
 314 Steve Dils @ St.L., 10/30/83 (27 of 38)
314 Kirk Cousins vs. Bal., 11/31/20, (22 of 30)
 313 Daunte Culpepper @ T.B., 10/29/00 (29 of 53)
 312 Brad Johnson @ NYJ, 11/23/97 (24 of 35)
 312 Daunte Culpepper @ N.O., 12/15/02 (26 of 36)
 312 Daunte Culpepper @ Det., 12/29/02 (21 of 29)
 311 Fran Tarkenton vs. Chi., 9/20/64 (22 of 34)
 310 Tommy Kramer vs. S.D., 10/20/85 (31 of 46)
 309 Tommy Kramer vs. T.B., 12/8/85 (21 of 36)
 309 Wade Wilson @ G.B., 11/26/89 (23 of 38)
 309 Randall Cunningham vs. N.Y., 10/10/99 (25 of 47)
 309 Teddy Bridgewater vs. NYJ., 12/7/14 (19 of 27)
 308 Tommy Kramer @ N.E., 12/16/79 (35 of 61)
 307 Fran Tarkenton @ N.O., 11/16/75 (25 of 39)
 307 Sam Bradford @ Wash., 11/13/31 (31 of 40)
307 Kirk Cousins vs. Car., 11/29/20, (34 of 45)
 306 Warren Moon vs. Chi., 12/1/94 (27 of 48)
306 Kirk Cousins @ NYG, 10/6/19, (22 of 27)
305 Kirk Cousins vs. Jax., 12/16/20, (28 of 43)
 304 Case Keenum @ Wash., 11/12/17 (21 of 29)
 303 Steve Dils vs. G.B., 11/13/83 (21 of 37)
 302 Wade Wilson vs. Cinn., 12/25/89 (19 of 35)
 302 Daunte Culpepper vs. Ari., 11/12/00 (25 of 32)
301 Kirk Cousins @ Phil., 10/7/18, (30 of 37)
 301 Brett Favre vs. S.F., 9/27/09 (24 of 46)
 300 Daunte Culpepper vs. N.O., 9/25/05 (21 of 29)

Career 300-Yard Passing Games

No. Player	W-T
20...Kirk Cousins	12-1
19...Tommy Kramer	9-10
18...Daunte Culpepper	11-8
17...Warren Moon	5-5
9...Fran Tarkenton	6-3
7...Brett Favre	5-2
7...Wade Wilson	5-2
6...Randall Cunningham	4-2
5...Teddy Bridgewater	3-2
3...Steve Dils	3-3
3...Brad Johnson	1-2
2...Sam Bradford	1-2
2...Rich Gannon	1-1
2...Sean Salisbury	1-1
2...Jeff George	2-0
2...Christian Ponder	2-0
2...Case Keenum	2-0

1...Joe Kapp.....1-0
 1...Todd Bouman.....1-0
 1...Matt Cassel.....1-0

RECEIVING

210 Sammy White vs. Det., 11/7/76 (7 rec.)
 204 Randy Moss @ Chi., 11/14/99 (12 rec.)
 202 Paul Flatley @ S.F., 10/24/65 (7 rec.)
202 Adam Thielen @ G.B., 12/24/16 (12 rec.)
 201 Sidney Rice vs. Det., 11/15/09 (7 rec.)
 190 Randy Moss @ G.B., 10/5/98 (5 rec.)
 188 Anthony Carter vs. Det., 11/6/88 (5 rec.)
 184 Anthony Carter @ Dal., 11/26/87 (9 rec.)
184 Justin Jefferson vs. G.B., 9/11/22 (9 rec.)
 182 Stefon Diggs vs. G.B., 9/18/16 (9 rec.)
182 Justin Jefferson @ Det., 12/5/21 (11 rec.)
 179 Steve Jordan @ Was., 11/2/85 (6 rec.)
 177 Sammy White vs. Chi., 11/28/82 (10 rec.)
 176 Sidney Rice vs. Bal., 10/18/09 (6 rec.)
175 Justin Jefferson vs. Ten., 9/27/20 (7 rec.)
 174 Paul Flatley vs. Det., 11/24/63 (6 rec.)
 172 Stefon Diggs vs. T.B., 9/24/17 (8 rec.)
 172 Gene Washington vs. Bal., 9/28/69 (6 rec.)
 172 Randy Moss vs. S.F., 9/28/03 (8 rec.)
 171 Randy Moss vs. NYG, 11/19/01 (10 rec.)
169 Justin Jefferson vs. G.B., 11/21/21 (8 rec.)
 168 Cris Carter vs. Mia., 9/10/00 (9 rec.)
 168 Randy Moss @ Det., 10/1/00 (7 rec.)
 167 Stefon Diggs vs. Phil., 10/17/90 (7 rec.)
 167 Cris Carter @ Phil., 10/2/94 (14 rec.)
166 Adam Thielen @ Wash., 11/12/17 (8 rec.)
166 Justin Jefferson vs. Atl., 10/18/20 (9 rec.)
 164 Anthony Carter vs. S.D., 11/7/93 (10 rec.)
 164 Stefon Diggs @ Wash., 11/13/16 (13 rec.)
 163 Randy Moss @ Dal., 11/26/98 (3 rec.)
 163 Greg Jennings vs. Phil., 12/15/13 (11 rec.)
 162 Hassan Jones @ T.B., 12/16/90 (7 rec.)
 160 Ahmad Rashad vs. Atl., 9/7/80 (11 rec.)
 160 Randy Moss @ St.L., 11/20/03 (10 rec.)
 159 Leo Lewis @ Was., 11/2/86 (3 rec.)
 158 Randy Moss vs. Tenn., 12/9/01 (7 rec.)
 157 Cris Carter @ Ari., 11/12/95 (12 rec.)
 157 Jake Reed vs. N.O., 11/6/94 (8 rec.)
157 Adam Thielen vs. N.O., 9/11/17 (9 rec.)
 156 Paul Flatley vs. Bal., 11/17/63 (7 rec.)
 156 Percy Harvin vs. Den., 12/4/11 (8 rec.)
 155 Randy Moss vs. Det., 1/2/00 (5 rec.)
 153 Jake Reed vs. Chi., 10/28/96 (11 rec.)
 153 Randy Moss vs. G.B., 11/22/98 (8 rec.)
 152 Gene Washington @ NYG, 9/21/69 (7 rec.)
 152 Ahmad Rashad vs. S.F., 9/2/78 (7 rec.)
 151 Ahmad Rashad @ Atl., 11/23/81 (9 rec.)
 151 Cris Carter @ Phil., 10/15/90 (6 rec.)
 151 Cris Carter vs. N.O., 11/5/94 (12 rec.)
 150 Randy Moss vs. Den., 10/19/03 (10 rec.)
 150 Jake Reed @ NYJ, 11/23/97 (8 rec.)
 150 Randy Moss @ G.B., 9/7/03 (9 rec.)
 150 Marcus Robinson @ Hou., 10/10/04 (9 rec.)
 149 Jake Reed @ Det., 11/23/95 (6 rec.)
 148 Jake Reed @ Atl., 9/8/96 (4 rec.)
 148 Koren Robinson @ Det., 12/4/05 (4 rec.)
 146 Anthony Carter vs. Den., 11/4/90 (5 rec.)
 144 Anthony Carter @ Atl., 11/25/85 (7 rec.)
 144 James Brim vs. G.B., 10/4/87 (6 rec.)
 144 Cris Carter @ Den., 10/31/99 (8 rec.)
 144 Randy Moss @ Dal., 11/23/00 (7 rec.)
 144 Randy Moss @ Pit., 12/2/01 (8 rec.)
 144 Randy Moss @ Det., 12/16/01 (7 rec.)
 143 Stefon Diggs vs. Wash., 10/21/19 (7 rec.)
143 Justin Jefferson @ LAC, 11/14/21 (9 rec.)
 142 Jim Phillips vs. LA., 10/16/66 (6 rec.)
 142 Ahmad Rashad vs. Cle., 12/14/80 (9 rec.)
 142 Sammy White @ Buf., 9/16/82 (9 rec.)
 142 Qadry Ismail vs. N.O., 11/19/95 (5 rec.)
 142 Cris Carter @ Sea., 11/10/96 (7 rec.)
 142 Stefon Diggs @ Det., 10/20/19 (7 rec.)
 141 Anthony Carter @ G.B., 10/28/90 (9 rec.)
 141 Cris Carter @ Chi., 11/14/99 (9 rec.)
 141 Nate Burleson @ G.B., 11/14/04 (11 rec.)
 141 Cordarrelle Patterson @ Bal., 12/8/13 (5 rec.)
 140 Ted Brown vs. Det., 11/9/80 (9 rec.)
 140 Sammy White vs. Oak., 9/14/81 (7 rec.)
 140 Hassan Jones vs. Pit., 9/21/86 (6 rec.)
 140 Jerome Simpson @ Det., 9/8/13 (7 rec.)
 139 John Gilliam vs. Chi., 11/25/73 (5 rec.)
 139 John Gilliam @ N.O., 11/16/75 (5 rec.)
 139 Sammy White vs. LA Rams, 9/15/76 (5 rec.)
 139 Ahmad Rashad @ Det., 12/18/77 (8 rec.)
 138 Cris Carter vs. Car., 11/19/00 (8 rec.)
 137 Ray Poage vs. S.F., 9/29/63 (4 rec.)
 137 John Henderson @ Bos., 12/13/70 (8 rec.)
 137 Darrin Nelson vs. G.B., 11/13/83 (7 rec.)
 137 Cris Carter vs. N.O., 11/19/95 (12 rec.)
 136 Jim Lash vs. G.B., 11/17/74 (6 rec.)
 136 Ahmad Rashad vs. G.B., 9/23/79 (9 rec.)
 136 Cris Carter vs. T.B., 12/3/95 (6 rec.)
 136 Cris Carter vs. S.D., 11/28/99 (11 rec.)
 136 Randy Moss vs. G.B., 12/17/00 (4 rec.)
 136 Visanthe Shiancoe vs. Atl., 12/21/08 (7 rec.)
 136 Sidney Rice @ Pit., 10/25/09 (10 rec.)
 135 Cris Carter @ Dal., 11/26/98 (7 rec.)
135 Adam Thielen @ LA Rams., 9/27/18 (8 rec.)
135 Justin Jefferson @ Chi., 11/16/20 (8 rec.)
 134 Ricky Young @ N.O., 9/3/78 (12 rec.)
 134 Cris Carter @ Den., 9/14/93 (6 rec.)
 134 Jake Reed @ Oak., 11/17/96 (4 rec.)
 134 Jake Reed vs. Pit., 9/28/97 (6 rec.)
 134 Randy Moss vs. Atl., 12/1/02 (9 rec.)
 134 Nate Burleson @ N.O., 10/17/04 (6 rec.)
 134 Nate Burleson @ Det., 12/19/04 (5 rec.)
 133 Paul Flatley vs. G.B., 11/21/65 (6 rec.)
 133 Gene Washington @ Chi., 10/27/68 (6 rec.)
 133 Randy Moss vs. Sea., 12/7/03 (8 rec.)
 133 Percy Harvin @ Was., 10/14/12 (11 rec.)
133 Justin Jefferson @ Det., 1/31/21 (9 rec.)
 132 Mike Jones @ LA Raiders, 10/14/84 (5 rec.)
 132 Anthony Carter vs. Phil., 12/22/85 (6 rec.)
 132 Hassan Jones @ G.B., 11/6/00 (6 rec.)
 132 Jarius Wright vs. Atl., 9/28/14 (8 rec.)
 131 Chuck Foreman @ Dal., 10/6/74 (5 rec.)
 131 Sammy White vs. Dal., 10/7/79 (7 rec.)
 131 Jake Reed vs. T.B., 1/14/97 (6 rec.)
 131 Randy Moss vs. G.B., 12/20/99 (5 rec.)
 131 Cris Carter @ NYG, 12/26/99 (5 rec.)
 131 Bernard Berrian vs. Det., 10/12/08 (5 rec.)
131 Adam Thielen @ G.B., 9/16/18 (12 rec.)
 130 Charley Ferguson @ Chi., 11/1/62 (3 rec.)
 130 Leo Lewis vs. Was., 11/29/84 (7 rec.)
 130 Randy Moss @ G.B., 11/6/00 (6 rec.)
130 Adam Thielen @ NYG, 10/16/19 (7 rec.)
 129 John Henderson @ Atl., 12/20/70 (7 rec.)
 129 John Gilliam vs. Det., 11/1/73 (5 rec.)
 129 Jake Reed vs. G.B., 9/22/96 (7 rec.)
 129 Stefon Diggs vs. K.C., 10/18/15 (7 rec.)
 128 Bill Brown @ Chi., 12/13/64 (3 rec.)
 128 Stefon Diggs @ G.B., 9/16/18 (9 rec.)
 127 Cris Carter vs. LA Raiders, 12/22/90 (8 rec.)
 127 Jake Reed vs. Mia., 9/25/94 (9 rec.)
 127 Randy Moss vs. S.D., 11/28/99 (7 rec.)
127 Adam Thielen vs. Hou., 9/19/16 (7 rec.)
 126 Bob Stoops @ Det., 12/20/01 (6 rec.)
 126 Moe Williams @ S.D., 11/9/03 (11 rec.)
 126 Percy Harvin vs. Ari., 11/17/10 (9 rec.)
 126 Stefon Diggs @ Chi., 11/18/18 (13 rec.)
126 Adam Thielen @ Car., 10/17/21 (11 rec.)
 125 Randy Moss vs. Det., 10/17/99 (10 rec.)
 125 Randy Moss vs. NYG, 10/26/03 (7 rec.)
125 Adam Thielen vs. G.B., 11/25/18 (8 rec.)
 124 Anthony Carter @ Phil., 12/1/85 (5 rec.)
 124 Cris Carter @ Cinn., 9/27/92 (11 rec.)
 124 Cris Carter vs. Phil., 12/7/94 (9 rec.)
 124 Cris Carter vs. Cle., 12/9/95 (8 rec.)
 124 Jerome Simpson vs. Phil., 9/29/13 (2 rec.)
124 Justin Jefferson @ Det., 10/10/21 (7 rec.)
 123 Jordan Smith @ S.F., 11/26/61 (3 rec.)
 123 Anthony Carter @ T.B., 12/3/88 (6 rec.)
 123 Anthony Carter vs. Hou., 9/10/89 (7 rec.)
 123 Jarius Wright vs. NYJ., 12/1/14 (4 rec.)
123 Adam Thielen vs. L.A.R., 11/7/17 (5 rec.)
123 Adam Thielen vs. Ariz., 10/14/18 (11 rec.)
123 Adam Thielen vs. Dal., 11/22/20 (8 rec.)
 122 Stefon Diggs @ LA Rams, 9/27/18 (4 rec.)
 122 Gene Washington @ Chi., 10/11/70 (8 rec.)
 122 Randy Moss vs. Chi., 10/10/99 (8 rec.)
 122 Bernard Berrian @ Det., 12/30/08 (4 rec.)
 122 Kyle Rudolph @ Det., 12/10/11 (6 rec.)
 121 Ahmad Rashad vs. S.F., 12/4/77 (7 rec.)
 121 Jake Reed vs. NYJ, 11/30/94 (5 rec.)
 121 Cris Carter @ Buf., 8/31/97 (8 rec.)
 121 Stefon Diggs vs. Den., 11/17/19 (5 rec.)
121 Justin Jefferson vs. Jax., 12/6/20 (9 rec.)
 120 Sammy White @ Mia., 12/1/76 (9 rec.)
 120 Sammy White vs. T.B., 11/6/80 (6 rec.)
 120 Terry LeCount @ S.D., 10/11/81 (6 rec.)
 120 Sammy White @ St.L. Cards, 10/25/81 (7 rec.)
 120 Randy Moss vs. T.B., 10/3/99 (4 rec.)
 120 Randy Moss @ S.D., 11/9/03 (11 rec.)
 119 Tommy Mason vs. LA Rams, 11/25/62 (5 rec.)
 119 Gene Washington vs. Cle., 11/9/69 (7 rec.)
 119 Jake Reed @ G.B., 9/21/97 (9 rec.)
 119 Cris Carter @ G.B., 10/5/98 (8 rec.)
 119 Cris Carter vs. Ari., 11/12/00 (11 rec.)
 119 Randy Moss vs. Chi., 10/27/02 (9 rec.)
 119 Randy Moss vs. Chi., 9/26/04 (7 rec.)
 119 Stefon Diggs vs. N.O., 10 rec.)
 118 Hugh McElhenny vs. G.B., 10/14/62 (5 rec.)
 118 Paul Flatley vs. Chi., 10/2/66 (5 rec.)
 118 Sam McCullum @ K.C., 12/14/74 (6 rec.)
 118 Chuck Foreman vs. NYG, 10/17/76 (6 rec.)
 118 Anthony Carter vs. Cinn., 12/25/89 (7 rec.)
 118 Cris Carter vs. Phoe. Cards, 10/13/91 (6 rec.)
 118 Jake Reed @ Chi., 9/7/97 (12 rec.)
 118 Randy Moss vs. T.B., 10/9/00 (5 rec.)
118 Justin Jefferson vs. Sea., 9/26/21 (9 rec.)
 117 John Gilliam @ N.E., 12/27/74 (5 rec.)
 117 Ahmad Rashad vs. T.B., 10/28/79 (7 rec.)
 117 Anthony Carter @ LA Rams, 9/20/87 (4 rec.)

117	Jake Reed @ T.B., 11/1/98 (6 rec.)
117	Qadry Ismail @ NVG, 10/10/94 (7 rec.)
117	Kyle Rudolph vs. Chi., 1/1/77 (11 rec.)
116	Bill Brown @ L.A. Rams, 11/19/72 (5 rec.)
116	John Gilliam vs. Phil., 10/21/73 (6 rec.)
116	Rickey Young @ N.E., 12/16/79 (15 rec.)
116	Cris Carter vs. N.E., 11/2/97 (8 rec.)
116	Cris Carter vs. Dal., 11/8/99 (9 rec.)
116	Adam Thielen @ LAR, 10/7/18 (7 rec.)
115	Justin Jefferson vs. Phil., 12/26/21 (8 rec.)
115	Ahmad Rashad @ Oak., 12/17/78 (5 rec.)
115	Ted Brown vs. Det., 9/20/81 (9 rec.)
115	Joe Senser vs. NVJ, 12/26/82 (10 rec.)
115	Cris Carter vs. Hou. Oilers, 10/8/95 (12 rec.)
115	Cris Carter @ T.B., 10/29/00 (7 rec.)
115	Randy Moss vs. G.B., 11/17/02 (6 rec.)
115	Kelly Campbell @ Oak., 11/16/03 (4 rec.)
115	Percy Harvin vs. Chi., 1/1/12 (10 rec.)
114	Cris Carter @ N.E., 10/20/91 (10 rec.)
114	Jerick McKinnon vs. Cinn., 12/17/17 (7 rec.)
113	Tommy Mason vs. Phil., 10/28/62 (4 rec.)
113	Anthony Carter vs. Phil., 9/25/88 (6 rec.)
113	Cris Carter @ Was., 12/31/93 (7 rec.)
113	Randy Moss @ N.O., 12/15/02 (11 rec.)
113	Adam Thielen @ Hou., 10/4/20 (8 rec.)
112	Jerry Reichow vs. L.A. Rams, 12/31/61 (6 rec.)
112	Jim Lash vs. N.O., 12/11/74 (3 rec.)
112	Sammy White @ Chi., 12/6/81 (8 rec.)
112	Steve Jordan vs. G.B., 9/28/86 (6 rec.)
112	Cris Carter vs. G.B., 12/21/91 (7 rec.)
112	Sidney Rice vs. NVG., 11/15/09 (7 rec.)
111	John Gilliam vs. N.O., 11/5/73 (4 rec.)
111	John Gilliam vs. Chi., 12/3/72 (5 rec.)
111	Anthony Carter @ Det., 11/9/86 (5 rec.)
111	Cris Carter vs. Det., 11/24/91 (7 rec.)
111	Anthony Carter @ Den., 11/14/93 (4 rec.)
111	Cris Carter @ Buf., 12/11/94 (9 rec.)
111	Jake Reed @ Cinn., 12/24/95 (5 rec.)
111	Cris Carter @ Chi., 10/15/00 (7 rec.)
111	Cris Carter vs. Det., 10/14/01 (8 rec.)
111	Randy Moss vs. Buf., 9/15/02 (11 rec.)
111	Randy Moss vs. K.C., 12/20/03 (7 rec.)
111	Michael Jenkins vs. G.B., 10/23/11 (3 rec.)
110	Tony Galbreath vs. T.B., 11/5/83 (11 rec.)
110	Mike Jones @ T.B., 10/7/84 (6 rec.)
110	Terry Allen @ L.A. Rams, 11/29/92 (10 rec.)
110	Randy Moss vs. Buf., 10/22/00 (5 rec.)
110	Randy Moss vs. Mia., 12/21/02 (7 rec.)
110	Nate Burleson vs. G.B., 12/24/04 (2 rec.)
110	Bernard Berrian @ N.O., 10/6/08 (6 rec.)
110	Adam Thielen @ NY Jets, 10/21/18 (9 rec.)
110	Adam Thielen G.B., 9/13/20 (6 rec.)
109	Bill Brown vs. St.L., 10/8/67 (3 rec.)
109	John Gilliam @ Det., 9/24/72 (4 rec.)
109	John Gilliam vs. N.O., 12/11/74 (5 rec.)
109	Ahmad Rashad vs. Chi., 10/10/76 (7 rec.)
109	Ted Brown @ S.D., 10/11/81 (5 rec.)
109	Anthony Carter vs. Det., 10/15/92 (5 rec.)
109	Cris Carter vs. Was., 10/18/98 (5 rec.)
109	Randy Moss @ Det., 12/29/02 (6 rec.)
108	Jake Reed @ G.B., 9/26/99 (6 rec.)
108	Percy Harvin vs. Ten., 10/7/12 (8 rec.)
108	Stefon Diggs @ Det., 10/25/15 (6 rec.)
108	Stefon Diggs @ Chi., 9/29/19 (7 rec.)
107	Paul Flatley @ G.B., 11/10/63 (3 rec.)
107	John Gilliam @ S.F., 10/14/73 (7 rec.)
107	Ahmad Rashad vs. Phil., 12/3/78 (9 rec.)
107	Terry LeCount vs. S.F., 9/8/83 (5 rec.)

107	Sammy White vs. Dal., 10/2/83 (3 rec.)
107	Jake Reed vs. Dal., 9/17/95 (7 rec.)
107	Cris Carter @ Chi., 9/7/97 (9 rec.)
107	Cris Carter vs. Buf., 10/22/00 (7 rec.)
107	Justin Jefferson vs. Chi., 1/9/21 (5 rec.)
106	Charley Ferguson @ Pit., 11/3/62 (4 rec.)
106	Ray Poage vs. G.B., 10/13/63 (3 rec.)
106	John Gilliam @ G.B., 10/29/72 (5 rec.)
106	Chuck Foreman @ N.O., 9/12/76 (7 rec.)
106	Hassan Jones vs. G.B., 9/28/86 (6 rec.)
106	Anthony Carter vs. Chi., 12/6/87 (3 rec.)
106	Anthony Carter @ T.B., 12/16/90 (8 rec.)
106	Cris Carter @ G.B., 12/19/93 (6 rec.)
106	Randy Moss vs. Chi., 12/6/98 (8 rec.)
106	Randy Moss vs. Car., 11/19/00 (5 rec.)
106	Kyle Rudolph vs. G.B., 11/22/15 (6 rec.)
105	Paul Flatley vs. L.A. Rams, 11/7/65 (5 rec.)
105	John Gilliam @ L.A. Rams, 11/19/72 (4 rec.)
105	Chuck Foreman vs. NVJ, 10/12/75 (9 rec.)
105	Cris Carter @ NVJ, 11/23/97 (6 rec.)
105	Sidney Rice vs. Buf., 12/5/10 (5 rec.)
105	Adam Thielen @ Car., 12/10/17 (6 rec.)
105	Adam Thielen vs. Buff., (14 rec.)
104	Sammy White vs. Det., 10/9/77 (4 rec.)
104	Mike Jones vs. T.B., 12/8/85 (4 rec.)
104	Anthony Carter @ T.B., 11/21/93 (9 rec.)
104	Randy Moss vs. Ari., 11/12/00 (7 rec.)
104	Onterio Smith vs. Chi., 9/26/04 (6 rec.)
104	Randy Moss vs. Seattle, 12/12/04 (4 rec.)
104	Bernard Berrian vs. Hou., 11/2/08 (2 rec.)
104	Percy Harvin @ N.E., 10/31/10 (6 rec.)
104	Percy Harvin @ Ind., 9/16/12 (12 rec.)
104	Justin Jefferson vs. Chi., 12/20/20 (8 rec.)
103	Jerry Reichow vs. Chi., 9/17/61 (3 rec.)
103	Tom Hall @ G.B., 10/4/64 (7 rec.)
103	Ahmad Rashad @ S.F., 11/19/76 (6 rec.)
103	Anthony Carter @ G.B., 11/26/89 (6 rec.)
103	Hassan Jones vs. N.O., 9/16/90 (4 rec.)
103	Charles Johnson vs. NVJ., 12/7/14 (4 rec.)
103	Stefon Diggs @ Tenn., 9/11/16 (7 rec.)
103	Adam Thielen vs. N.O., 10/28/18 (7 rec.)
103	Justin Jefferson @ Hou., 10/4/20 (4 rec.)
103	Ilmari Smith-Marssette vs. Chi., 1/9/21 (5 rec.)
102	John Gilliam vs. Hou., 12/3/74 (2 rec.)
102	Ahmad Rashad @ L.A. Rams, 12/2/79 (6 rec.)
102	Anthony Carter vs. Chi., 9/19/85 (4 rec.)
102	Anthony Carter @ Det., 11/17/85 (6 rec.)
102	Randy Moss @ Det., 12/19/04 (4 rec.)
102	Troy Williamson vs. Car., 9/17/06 (6 rec.)
102	Adam Thielen vs. S.F. (6 rec.)
101	Gene Washington @ Bos., 12/13/70 (7 rec.)
101	Bob Grim @ G.B., 10/17/71 (7 rec.)
101	Joe Senser vs. T.B., 11/8/81 (8 rec.)
101	Leo Lewis @ Det., 9/23/84 (5 rec.)
101	Hassan Jones vs. T.B., 9/30/90 (5 rec.)
101	Adrian Cooper vs. NVJ, 11/20/94 (7 rec.)
101	Qadry Ismail vs. T.B., 11/27/94 (6 rec.)
101	Percy Harvin vs. Chi., 11/29/09 (6 rec.)
101	Adam Thielen @ Jack., 12/11/16 (4 rec.)
100	Sammy White @ Det., 9/30/79 (6 rec.)
100	Joe Senser @ S.D., 10/11/81 (7 rec.)
100	Joe Senser @ St.L. Cards, 10/25/81 (5 rec.)
100	Hassan Jones vs. N.O., 12/21/86 (5 rec.)
100	Cris Carter vs. NVJ, 11/20/94 (9 rec.)
100	Jake Reed vs. Oak., 9/19/99 (5 rec.)
100	Percy Harvin @ Phil., 12/26/10 (7 rec.)

Career 100-Yard Receiving Games

No.	Player	W-L-T
41Randy Moss	29-12
40Cris Carter	30-10
22Anthony Carter	12-10
21Adam Thielen	14-6-1
18Jake Reed	7-11
15Stefon Diggs	9-5-1
15Justin Jefferson	10-5
13John Gilliam	12-1
13Sammy White	6-6-1
13Ahmad Rashad	4-0
9Percy Harvin	5-4
7Paul Flatley	3-4
7Hassan Jones	5-2
6Gene Washington	4-2
5Sidney Rice	4-1
4Bernard Berrian	4-0
4Chuck Foreman	4-0
4Joe Senser	2-2
4Nate Burleson	2-0
3Qadry Ismail	2-1
3Bill Brown	2-1
3Ted Brown	3-0
3Leo Lewis	1-2
3Mike Jones	2-1
3Kyle Rudolph	2-1
2Jerry Reichow	2-0
2Tommy Mason	1-1
2Charley Ferguson	0-2
2Ray Poage	1-1
2John Henderson	2-0
2Bob Grim	2-0
2Jim Lash	2-0
2Rickey Young	0-2
2Terry LeCount	1-1
2Steve Jordan	1-1
2Jerome Simpson	1-1
2Jarius Wright	2-0
1Gordie Smith	0-1
1Hugh McElhenry	0-1
1Tom Hall	1-0
1Jim Phillips	1-0
1Sam McCullum	1-0
1Terry Allen	1-0
1Tony Galbreath	0-1
1Darrin Nelson	0-1
1James Brim	0-1
1Adrian Cooper	0-1
1Moe Williams	0-1
1Kelly Campbell	0-1
1Marcus Robinson	1-0
1Onterio Smith	1-0
1Koren Robinson	1-0
1Troy Williamson	1-0
1Visanthe Shiancoe	0-1
1Michael Jenkins	0-1
1Greg Jennings	0-1
1Cordarrelle Patterson	0-1
1Charles Johnson	1-0
1Jerick McKinnon	1-0
1Ilmari Smith-Marssette	1-0

BOLD - Active in 2021 for Vikings



Sammy White was the NFL's Rookie of the Year in 1976 and had 13 career 100+ yard receiving games in his 11 seasons with the Vikings.

VIKINGS 100-YARD AND 300-YARD PERFORMANCE LEADERS

Season 100+ Receiving Games

No.	Player
9...	Adam Thielen, 2018
8....	Randy Moss, 2003
8....	Randy Moss, 2000
7....	Randy Moss, 2002
7....	Randy Moss, 1999
7....	Justin Jefferson, 2020
7....	Justin Jefferson, 2021

Season Consecutive 100+ Receiving Games

No.	Player
8...	Adam Thielen, 2018
4....	Randy Moss, 2002
4....	Randy Moss, 2000
4....	Jake Reed, 1997
4....	Cris Carter, 1999

Season 100+ Receiving Games by Rookie

No.	Player
7....	Justin Jefferson, 2020
4....	Randy Moss, 1998
3....	Sammy White, 1976
3....	Hassan Jones, 1986

Season 100+ Rushing Games

No.	Player
10...	Adrian Peterson, 2010
10...	Adrian Peterson, 2008
8....	Dalvin Cook, 2020
8....	Robert Smith, 2000
7....	Adrian Peterson, 2015

Season Consecutive 100+ Rushing Games

No.	Player
8....	Adrian Peterson, 2012
5....	Robert Smith, 2000
4....	Adrian Peterson, 2008
4....	Adrian Peterson, 2002

Season 100+ Rushing Games by Rookie

No.	Player
6....	Adrian Peterson, 2007
3....	Chuck Foreman, 1973

Season 300+ Passing Games

No.	Player
6....	Warren Moon, 1994
6....	Daunte Culpepper, 2004
6....	Kirk Cousins, 2021
5....	Tommy Kramer, 1985
5....	Tommy Kramer, 1981
5....	Daunte Culpepper, 2000
5....	Brett Favre, 2009
5....	Kirk Cousins, 2018
5....	Kirk Cousins, 2020

Season Consecutive 300+ Passing Games

No.	Player
4....	Daunte Culpepper, 2004
3....	Warren Moon, 1994
3....	Warren Moon, 1995
3....	Tommy Kramer, 1985
3....	Randall Cunningham, 1998
3....	Kirk Cousins, 2019
3....	Kirk Cousins, 2020

Season 300+ Passing Games by Rookie

No.	Player
3....	Teddy Bridgewater, 2014
1....	Christian Ponder, 2011

VIKINGS 300+ PASSER, 100+ RUSHER, 100+ RECEIVER IN A GAME

GAME 300+ YARD PASSER

vs. Tampa Bay, 11/8/81	Steve Dils, 361
at Atlanta, 11/23/81	Tommy Kramer, 330
vs. Green Bay, 11/13/83	Steve Dils, 303
vs. Miami, 9/25/94	Warren Moon, 326
vs. Chicago, 10/10/99	Randall Cunningham, 309
vs. San Diego, 11/28/99	Jeff George, 363
vs. Arizona, 11/12/00	Daunte Culpepper, 302
vs. Carolina, 11/19/00	Daunte Culpepper, 357
vs. Tennessee, 12/9/01	Todd Bouman, 348
at New Orleans, 10/27/04	Daunte Culpepper, 425
vs. Detroit, 11/15/05	Brett Favre, 344
vs. Atlanta, 9/28/14	Teddy Bridgewater, 317
vs. New Orleans, 9/11/17	Sam Bradford, 346
at NY Giants, 10/6/19	Kirk Cousins, 306
at Detroit, 10/20/19	Kirk Cousins, 337
vs. Dallas, 11/22/20	Kirk Cousins, 310
vs. Jacksonville, 12/6/20	Kirk Cousins, 305
vs. Seattle, 9/26/21	Kirk Cousins, 323
at Carolina, 10/17/21	Kirk Cousins, 373

100+ YARD RUSHER

Ted Brown, 129
Ted Brown, 108
Darrin Nelson, 119
Terry Allen, 113
Robert Smith, 107
Robert Smith, 104
Robert Smith, 103
Robert Smith, 103
Michael Bennett, 113
Mewelde Moore, 109
Adrian Peterson, 133
Jerick McKinnon, 135
Dalvin Cook, 127
Dalvin Cook, 132
Dalvin Cook, 149
Dalvin Cook, 115
Dalvin Cook, 120
Alexander Mattison, 112
Dalvin Cook, 140

100+ YARD RECEIVER(S)

Joe Senser, 101
Ahmad Rashad, 151
Darrin Nelson, 137
Jake Reed, 127
Randy Moss, 122
Cris Carter, 136; Randy Moss, 127
Cris Carter, 119; Randy Moss, 104
Cris Carter, 138; Randy Moss, 106
Randy Moss, 158
Nate Burleson, 134
Sidney Rice, 201
Jarius Wright, 132
Adam Thielen, 157
Adam Thielen, 130
Stefon Diggs, 142
Adam Thielen, 123
Justin Jefferson, 121
Justin Jefferson, 118
Adam Thielen, 123

VIKINGS 100-YARD RECEIVING PERFORMANCE LEADERS

Receiving Yards in a game by a TE

No.	Player, Game
179	Steve Jordan at Washington, 11/2/86
137	Ray Poage vs. San Francisco, 9/29/63
136	Visanthe Shiancoe vs. Atlanta, 12/21/08
123	Gordon Smith at San Francisco, 11/26/61
122	Kyle Rudolph at Detroit, 12/23/18
117	Kyle Rudolph vs. Chicago, 1/1/17
115	Joe Senser vs. NY Jets, 12/26/82
112	Steve Jordan vs. Green Bay, 9/28/86
106	Ray Poage vs. Green Bay, 10/13/63
106	Kyle Rudolph vs. Green Bay, 11/22/15

Receiving Yards in a game by a RB

No.	Player, Game
140	Ted Brown vs. Detroit, 11/9/80
137	Darrin Nelson vs. Green Bay, 11/13/83
134	Rickey Young at New Orleans, 9/3/78
131	Chuck Foreman at Dallas, 10/6/74
128	Bill Brown at Chicago, 12/13/64
126	Moe Williams at San Diego, 11/9/03
119	Tommy Mason vs. Los Angeles, 11/25/62
118	Hugh McElhenny vs. Green Bay, 10/14/62
118	Chuck Foreman vs. NY Giants, 10/17/76
116	Rickey Young at New England, 12/16/79

Most Players with 100+ Yards Receiving in a Game

No.	Players (yards), Game
3	Terry LeCount (120), Ted Brown (109), Joe Senser (100), at San Diego, 10/11/81
3	Jake Reed (121), Adrian Cooper (101), Cris Carter (100), vs. NY Jets, 11/20/94



Ted Brown holds the Vikings record for receiving yards in a game by a RB, a mark that has stood since 1980.

VIKINGS ALL-TIME SCORING

PLAYER	YRS	TDR	TDP	TDRt	FGM/FGA (type of return)	1PT	2PT	SAF	POINTS
Fred Cox, K, 1963-77.....	15	0	0	0	282/455	519/539	0	0	1,365
Cris Carter, WR, 1990-2001.....	12	0	110	0	-/-	-/-	5	0	670
Ryan Longwell, K, 2006-11.....	6	0	0	0	135/157	228/233	0	0	633
Adrian Peterson, RB, 2007-16.....	10	97	5	0	-/-	-/-	1	0	614
Fuad Revezil, K, 1990-95.....	6	0	0	0	133/171	199/201	0	0	598
Randy Moss, WR, 1998-2004, *10.....	8	0	92	1	(1 PR)	-/-	3	0	564
Blair Walsh, K, 2012-16.....	5	0	0	0	133/158	156/165	0	0	555
Gary Anderson, K, 1998-2002.....	5	0	0	0	109/129	215/217	0	0	542
Bill Brown, RB, 1962-74.....	13	52	23	1	(1 KO)	-/-	0	0	456
Chuck Foreman, RB, 1973-79.....	7	52	23	0	-/-	-/-	0	0	450
Rick Darnheimer, K, 1978-83.....	6	0	0	0	70/106	154/167	0	0	364
Anthony Carter, WR, 1985-93.....	9	2	52	0	-/-	-/-	0	0	324
Ted Brown, RB, 1979-86.....	8	40	13	0	-/-	-/-	0	0	318
Adam Thielen, WR, 2014.....	8	1	50	1	(1 PR)	-/-	2	0	316
Sammy White, WR, 1976-86.....	11	0	50	0	-/-	-/-	0	0	300
Chuck Nelson, K, 1986-88.....	3	0	0	0	55/77	128/133	0	0	293
Kyle Rudolph, TE, 2011-20.....	10	0	48	0	-/-	-/-	2	0	292
Dan Bailey, K, 2018.....	3	0	0	0	61/73	98/108	0	0	284
Dalvin Cook, RB, 2017.....	5	40	3	0	-/-	-/-	4	0	266
Tommy Mason, RB, 1961-66.....	6	28	11	0	-/-	-/-	0	0	254
Robert Smith, RB, 1993-2000.....	8	32	6	0	-/-	-/-	1	0	230
Dave Osborn, RB, 1965-75.....	11	29	7	0	-/-	-/-	0	0	216
Ahmad Rashad, WR, 1976-82.....	7	0	34	0	-/-	-/-	0	0	204
Jake Reed, WR, 1991-99, 2001.....	10	0	33	0	-/-	-/-	1	0	200
Kai Forbath, K, 2016-17.....	2	0	0	0	47/53	45/53	0	0	188
Daunte Culpepper, QB, 1999-2005.....	7	29	0	0	-/-	-/-	4	0	182
Stefon Diggs, WR, 2015-19.....	5	0	30	0	-/-	-/-	1	0	180
Jan Stenerud, K, 1984-85.....	2	0	0	0	35/49	71/74	0	0	176
Percy Harvin, WR, 2009-12.....	4	4	20	5	(5 KR)	-/-	1	0	176
Steve Jordan, TE, 1982-94.....	13	1	28	0	-/-	-/-	0	0	174
John Gilliam, WR, 1972-75.....	4	1	27	0	-/-	-/-	0	0	168
Alfred Anderson, RB, 1984-91.....	8	22	5	0	-/-	-/-	0	0	162
Leroy Hoard, RB, 1996-99.....	4	26	1	0	-/-	-/-	0	0	162
Terry Allen, RB, 1990-94.....	5	23	3	0	-/-	-/-	0	0	158
Moe Williams, RB, 1996-2000, *02-05.....	9	21	4	1	(1 KR)	-/-	1	0	158
Herschel Walker, RB, 1989-91.....	3	20	5	1	(1 KR)	-/-	0	0	156
Greg Joseph, K, 2021.....	1	0	0	0	36/41	43/47	0	0	151
Rickey Young, RB, 1978-83.....	6	10	14	0	-/-	-/-	0	0	144
Hassan Jones, WR, 1986-92.....	7	0	24	0	-/-	-/-	0	0	144
Visanthe Shiancoe, TE, 2007-11.....	5	0	24	0	-/-	-/-	0	0	144
Gene Washington, WR, 1967-72.....	6	0	23	0	-/-	-/-	0	0	138
Darrin Nelson, RB, 1982-89, 91-92.....	10	18	5	0	-/-	-/-	0	0	138
Fran Tarkenton, QB, 1961-66, 72-78.....	13	22	0	0	-/-	-/-	0	0	132
Chester Taylor, RB, 2006-09.....	4	18	3	0	-/-	-/-	0	0	126
Clinton Jones, RB, 1967-72.....	6	19	0	1	(1 KR)	-/-	0	0	120
Rich Karlis, K, 1989.....	1	0	0	0	31/39	27/28	0	0	120
Justin Jefferson, WR, 2020.....	2	0	19	0	-/-	-/-	2	0	118
Matt Asiata, RB, 2012-16.....	5	18	1	0	-/-	-/-	2	0	118
Jerry Reichow, WR, 1961-64.....	4	0	19	0	-/-	-/-	0	0	114
Allen Rice, RB, 1984-90.....	7	13	6	0	-/-	-/-	0	0	114
Sidney Rice, WR, 2007-10.....	4	0	18	0	-/-	-/-	0	0	108
Stu Voigt, TE, 1970-80.....	11	1	17	0	-/-	-/-	0	0	108
Benny Ricardo, K, 1983-84.....	2	0	0	0	25/33	33/34	0	0	108
Paul Edinger, K, 2005.....	1	0	0	0	25/34	31/31	0	0	106
Marcus Robinson, WR, 2004-06.....	3	0	17	1	-/-	-/-	1	0	104
Paul Flatley, WR, 1963-67.....	5	0	17	0	-/-	-/-	0	0	102
Leo Lewis, WR, 1981-91.....	11	0	16	1	(1 PR)	-/-	0	0	102
Michael Bennett, RB, 2001-2005.....	5	12	5	0	-/-	-/-	0	0	102
Aaron Elling, K, 2003-04.....	2	0	0	0	18/25	48/48	0	0	102
Morten Andersen, K, 2004.....	1	0	0	0	18/22	45/45	0	0	99
Joe Senser, TE, 1979-84.....	6	0	16	0	-/-	-/-	0	0	96
Scott Sisson, K, 1996.....	1	0	0	0	22/29	30/30	0	0	96
Cordarrelle Patterson, WR, 2013-16.....	4	4	7	5	(5 KR)	-/-	0	0	96
Latavius Murray, RB, 2017-18.....	2	14	0	0	(1 PR)	-/-	1	0	86
Nate Burleson, WR, 2003-05.....	3	0	12	1	(1 PR)	-/-	1	0	80
Cordon Smith, TE, 1961-65.....	5	0	13	0	-/-	-/-	0	0	78
John Beasley, TE, 1967-73.....	7	0	12	1	(1 PR)	-/-	0	0	78
Rick Fenney, RB, 1987-91.....	5	11	2	0	-/-	-/-	0	0	78
Jerick McKinnon, 2014-17.....	4	7	5	0	-/-	-/-	2	0	76
Bernard Berrian, WR, 2008-11.....	4	0	11	1	-/-	-/-	0	0	72
Qadry Ismail, WR, 1993-96.....	4	0	12	0	-/-	-/-	0	0	72
Mike Mercer, K, 1961-62.....	2	0	0	0	9/26	39/40	0	0	66
Jim Lindsey, RB, 1966-72.....	7	6	4	1	(1 PR)	-/-	0	0	66
Oscar Reed, RB, 1968-74.....	7	8	3	0	-/-	-/-	0	0	66
Ed Marinaro, RB, 1972-75.....	4	4	7	0	-/-	-/-	0	0	66
Jim Christopherson, K, 1962.....	1	0	0	0	11/20	28/28	0	0	61
Donald Igwebuike, K, 1990.....	1	0	0	0	14/16	19/19	0	0	61
Brent McClanahan, RB, 1973-80.....	8	6	4	0	-/-	-/-	0	0	60
Greg Jennings, WR, 2013-14.....	2	0	10	0	-/-	-/-	0	0	60
Jarius Wright, WR, 2012-17.....	6	0	10	0	-/-	-/-	0	0	60
Eddie Murray, K, 1997.....	1	0	0	0	12/17	23/24	0	0	59
Onterio Smith, RB, 2003-04.....	2	7	2	0	-/-	-/-	2	0	58
Bob Grim, WR, 1967-71, 76-77.....	7	0	9	0	-/-	-/-	0	0	54
John Henderson, WR, 1968-72.....	5	0	9	0	-/-	-/-	0	0	54
Tommy Kramer, QB, 1977-89.....	13	8	1	0	-/-	-/-	0	0	54
Wade Wilson, QB, 1981-91.....	11	9	0	0	-/-	-/-	0	0	54
Tony Galbreath, RB, 1981-83.....	3	7	2	0	-/-	-/-	0	0	54
D.J. Dozier, RB, 1987-91.....	5	7	2	0	-/-	-/-	0	0	54
Andrew Glover, TE, 1997-99.....	3	0	9	0	-/-	-/-	0	0	54

PLAYER	YRS	TDR	TDP	TDRt	FGM/FGA (type of return)	1PT	2PT	SAF	POINTS
Irv Smith, Jr., TE, 2019.....	3	0	8	0	-/-	-/-	1	0	50
Hal Bedsole, TE, 1964-66.....	3	0	8	0	-/-	-/-	0	0	48
Robert Miller, RB, 1975-80.....	6	7	1	0	-/-	-/-	0	0	48
Kelly Campbell, WR, 2002-04.....	3	0	8	0	-/-	-/-	0	0	48
Toby Gerhart, RB, 2010-13.....	4	5	3	0	-/-	-/-	0	0	48
Christian Ponder, QB, 2011-14.....	4	7	0	0	-/-	-/-	0	0	48
Alexander Mattison, RB, 2019.....	3	6	2	0	-/-	-/-	0	0	48
Hugh McElhenry, RB, 1961-62.....	2	3	3	1	(1 PR)	-/-	0	0	42
Tom Hall, WR, 1964-66, 68-69.....	5	0	7	0	-/-	-/-	0	0	42
Jim Phillips, WR, 1965-67.....	3	0	7	0	-/-	-/-	0	0	42
Terry LeCount, WR, 1979-83.....	5	0	7	0	-/-	-/-	0	0	42
Bob Bruer, TE, 1980-84.....	5	0	7	0	-/-	-/-	0	0	42
Scottie Graham, RB, 1993-96.....	4	7	0	0	-/-	-/-	0	0	42
Amp Lee, RB, 1994-96.....	3	2	5	0	-/-	-/-	0	0	42
Jim Kleinsasser, FB/TE, 1999-2011.....	13	1	6	0	-/-	-/-	0	0	42
Travis Taylor, WR, 2005-06.....	2	0	7	0	-/-	-/-	0	0	42
K.J. Osborn, WR, 2020.....	2	0	7	0	-/-	-/-	0	0	42
Charley Ferguson, WR, 1962.....	1	0	6	0	-/-	-/-	0	0	36
Ed Sharockman, S, 1962-72.....	11	0	0	6	(3 INT, 2 BP 1 FR)	-/-	0	0	36
Roger Craig, RB, 1992-93.....	2	5	1	0	-/-	-/-	0	0	36
Mewelde Moore, RB, 2004-07.....	4	1	3	1	(2 PR)	-/-	0	0	36
Jermaine Wiggins, TE, 2004-06.....	3	0	6	0	-/-	-/-	0	0	36
Charles Evans, RB, 1993-98.....	6	4	1	0	-/-	-/-	1	0	32
Greg Davis, K, 1997.....	1	0	0	0	7/10	10/10	0	0	31
Antoine Winfield, CB, 2004-12.....	9	0	0	5	(2 INT, 2 FR, 1 BLK)	-/-	0	0	30
Joe Kapp, QB, 1967-69.....	3	5	0	0	-/-	-/-	0	0	30
Sam McCullum, WR, 1974-75, 82-83.....	4	0	5	0	-/-	-/-	0	0	30
Bob Tucker, TE, 1977-80.....	4	0	5	0	-/-	-/-	0	0	30
Mike Mularkey, TE, 1983-88.....	6	0	5	0	-/-	-/-	0	0	30
Mike A. Jones, WR, 1983-85.....	3	0	5	0	-/-	-/-	0	0	30
Jim Gustafson, WR, 1985-90.....	6	0	5	0	-/-	-/-	0	0	30
David Palmer, RB, 1994-2000.....	7	1	1	3	(2 PR, 1 KR)	-/-	0	0	30
D'Wayne Bates, WR, 2002-2003.....	2	0	5	0	-/-	-/-	0	0	30
Ciatrick Fason, RB, 2005-06.....	2	5	0	0	-/-	-/-	0	0	30
Bobby Wade, WR, 2007-08.....	2	0	5	0	-/-	-/-	0	0	30
Michael Jenkins, WR, 2011-12.....	2	0	5	0	-/-	-/-	0	0	30
Marcus Sherels, CB, 2010-19.....	10	0	0	5	(5 PR)	-/-	0	0	30
Aldrick Robinson, WR, 2018.....	1	0	5	0	-/-	-/-	0	0	30
Andrew Jordan, TE, 1994-97, 99-01.....	7	0	4	0	-/-	-/-	2	0	28
Tarvaris Jackson, QB, 2006-10.....	5	4	0	0	-/-	-/-	2	0	28
Chris Walsh, WR, 1994-2002.....	9	0	4	0	-/-	-/-	1	0	26
Teddy Bridgewater, QB, 2014-17.....	3	4	0	0	-/-	-/-	2	0	26
TEAM, 1961-2021.....	61	0	0	0	-/-	-/-	0	13	26
Mel Triplett, RB, 1961-62.....	2	3	1	0	-/-	-/-	0	0	24
Tom Wilson, RB, 1963.....	1	4	0	0	-/-	-/-	0	0	24
Preston Carpenter, WR, 1966.....	1	0	4	0	-/-	-/-	0	0	24
Bobby Bryant, CB, 1968-80.....	13	0	0	4	(3 INT, 1 FR)	-/-	0	0	24
Paul Krause, S, 1968-79.....	12	0	0	4	(2 INT, 2 FR)	-/-	0	0	24
Jim Lash, WR, 1973-76.....	4	0	3	1	(1 FR)	-/-	0	0	24
Joey Browner, S, 1983-91.....	9	0	0	4	(3 INT, 1 FR)	-/-	0	0	24
Anthony Parker, CB, 1992-94.....	3	0	0	4	(2 FR, 2 INT)	-/-	0	0	24
DeWayne Washington, CB, 1994-97.....	4	0	0	4	(3 INT, 1 FR)	-/-	0	0	24
Orlando Thomas, S, 1995-2001.....	7	0	0	4	(2 FR, 2 INT)	-/-	0	0	24
Matthew Hatchette, WR, 1997-2000.....	4	0	4	0	-/-	-/-	0	0	24
Kevin Williams, DT, 2003-13.....	11	0	0	4	(2 FR, 2 INT)	-/-	0	0	24
Joe Webb, QB/WR, 2010-13.....	4	4	0	0	-/-	-/-	0	0	24
Harrison Smith, S, 2012.....	10	0	0	4	(4 INT)	-/-	0	0	24
Rhett Ellison, TE, 2012-16.....	5	1	3	0	-/-	-/-	0	0	24
Mike Boone, RB, 2018-20.....	3	4	0	0	-/-	-/-	0	0	24
Kirk Cousins, QB, 2018.....	4	4	0	6	-/-	-/-	0	6	24
Tyler Conklin, TE, 2018-21.....	4	0	4	0	-/-	-/-	0	0	24
Brad Johnson, QB, 1992-98, 2005-06.....	9	2	1	0	-/-	-/-	2	0	22
Roy Winston, LB, 1962-76.....	15	0	0	3	(2 FR, 1 INT)	-/-	0	1	20
Mike Merriweather, LB, 1989-92.....	4	0	0	3	(2 INT, 1 FR)	-/-	0	1	20
Doug Brien, K, 2002.....	1	0	0	0	5/6	5/7	0	0	20
Jared Allen, DE, 2008-13.....	6	0	0	2	(1 FR, 1 INT)	-/-	0	4	20
Olajise Johnson, WR, 2019.....	2	0	3	0	-/-	-/-	1	0	20
Rip Hawkins, LB, 1961-65.....	5	0	0	3	(3 INT)	-/-	0	0	18
Carl Hilton, TE, 1986-89.....	4	0	3	0	-/-	-/-	0	0	18
Rich Gannon, QB, 1987-92.....	6	3	0	0	-/-	-/-	0	0	18
James Brim, WR, 1987.....	1	1	2	0	-/-	-/-	0	0	18
Audray McMillian, CB, 1989-93.....	5	0	0	3	(3 INT)	-/-	0	0	18
Jimmy Hitchcock, CB, 1998-99.....	2	0	0	3	(3 INT)	-/-	0	0	18
Johnny McWilliams, TE, 2000.....	1	0	3	0	-/-	-/-	0	0	18
Byron Chamberlain, TE, 2001-02.....	2	0	3	0	-/-	-/-	0	0	18
Koren Robinson, WR, 2005.....	1	1	1	1	(1 KR)	-/-	0	0	18
Darren Sharper, S, 2005-08.....	4	0	0	3	(3 INT)	-/-	0	0	18
Troy Williamson, WR, 2005-07.....	3	0	3	0	-/-	-/-	0	0	18
Billy McMullen, WR, 2006.....	1	0	2	1	(1 FR)	-/-	0	0	18
Artose Pinner, RB, 2006.....	1	3	0	0	-/-	-/-	0	0	18
Jeff Dugan, TE/FB, 2004-10.....	7	0	3	0	-/-	-/-	0	0	18
Zach Line, FB, 2013-16.....	4	2	1	0	-/-	-/-	0	0	18
Everson Griffen, DE, 2010-19.....	10	0	0	3	(1 INT, 1 BP, 1 FR)	-/-	0	0	18
C.J. Ham, RB, 2016.....	6	1	2	0	-/-	-/-	0	0	18
Ameer Abdullah, RB, 2018-21.....	4	0	3	0	-/-	-/-	0	0	18
Alan Page, DT, 1967-78.....	12	0	0	2	(1 FR, 1 INT)	-/-	0	2	16
Chris Doleman, DE, 1985-93, '99.....	10	0	0	2	(2 INT)	-/-	0	2	16
Wally Hilgenberg, LB, 1968-79.....	12	0	0	2	(1 INT, 1 BP)	-/-	0	1	14
Issiac Holt, CB, 1985-89.....	5	0	0	2	(1 INT, 1 BP)	-/-	0	1	14
Henry Thomas, DT, 1987-94.....	8	0	0	2	(2 FR)	-/-	0	1	14

Charles Johnson, WR, 2014-16	3	0	2	0	-/-	-/-	1	0	14
Danielle Hunter, DE, 2015	7	0	0	1	(2 FR)	-/-	0	1	14
Raymond Hayes, RB, 1961	1	2	0	0	-/-	-/-	0	0	12
Dave Middleton, WR, 1961	1	0	2	0	-/-	-/-	0	0	12
Doug Mayberry, RB, 1961-62	2	1	1	0	-/-	-/-	0	0	12
Billy Butler, RB/S, 1962-64	3	0	0	2	(1 INT, 1 PR)	-/-	0	0	12
Ray Poage, WR, 1963	1	0	2	0	-/-	-/-	0	0	12
Earsell Mackbee, CB, 1965-69	5	0	0	2	(1 INT, 1 FR)	-/-	0	0	12
Phil King, RB, 1965-66	2	0	2	0	-/-	-/-	0	0	12
Dale Hackbart, CB, 1966-70	5	0	0	2	(2 INT)	-/-	0	0	12
Bob Lee, QB, 1969-72, 75-78	8	2	0	0	-/-	-/-	0	0	12
Terry Brown, S, 1972-75	4	0	0	2	(1 INT, 1 FR)	-/-	0	0	12
Matt Blair, LB, 1974-85	12	0	0	2	(1 BP, 1 FR)	-/-	0	0	12
Sammy Johnson, RB, 1976-78	3	2	0	0	-/-	-/-	0	0	12
Willie Teal, CB, 1980-86	7	0	0	2	(1 INT, 1 FR)	-/-	0	0	12
Charlie Johnson, NT, 1982-84	3	0	0	2	(2 FR)	-/-	0	0	12
Carl Lee, CB, 1983-93	11	0	0	2	(2 INT)	-/-	0	0	12
Chris Martin, LB, 1983-88	6	0	0	2	(2 FR)	-/-	0	0	12
Nejee Mustafaa, CB, 1987-92	6	0	0	2	(1 INT, 1 FR)	-/-	0	0	12
Al Noga, DE, 1988-92	5	0	0	2	(1 INT, 1 FR)	-/-	0	0	12
Brent Novoselsky, TE, 1989-94	6	0	2	0	-/-	-/-	0	0	12
Mike L. Jones, TE, 1990-91	2	0	2	0	-/-	-/-	0	0	12
Carlos Jenkins, LB, 1991-94	4	0	0	2	(1 INT, 1 FR)	-/-	0	0	12
Mike Tice, TE, 1992-93, '95	3	0	2	0	-/-	-/-	0	0	12
Barry Word, RB, 1993	1	2	0	0	-/-	-/-	0	0	12
Dwayne Rudd, LB, 1997-00	4	0	0	2	(2 FR)	-/-	0	0	12
Travis Prentice, RB, 2001	1	2	0	0	-/-	-/-	0	0	12
Corey Chavous, S, 2002-05	3	0	0	2	(2 INT)	-/-	0	0	12
Naufahu Tahi, FB, 2006-10	5	0	1	0	-/-	-/-	0	0	12
Chad Greenway, LB, 2006-16	11	0	0	2	(2 INT)	-/-	0	0	12
Mike Wallace, WR, 2015	1	0	2	0	-/-	-/-	0	0	12
Eric Kendricks, LB, 2015	7	0	0	2	(2 INT)	-/-	0	0	12
Laquon Treadwell, WR, 2016-19	3	0	2	0	-/-	-/-	0	0	12
Mike Boone, RB, 2018	3	2	0	0	-/-	-/-	0	0	12
Chad Beebe, WR, 2018-20	3	0	2	0	-/-	-/-	0	0	12
Kene Nwangwu, RB, 2021	1	0	0	2	-/-	-/-	0	0	12
Ihmir Smith-Marsette, WR, 2021	1	0	2	0	-/-	-/-	0	0	12
Teddy Garcia, K, 1989	1	0	0	0	1/5	8/8	0	0	11
Carl Eller, DE, 1964-78	15	0	0	1	(1 FR)	-/-	0	2	10
Randy Holloway, DE, 1978-84	7	0	0	1	(1 FR)	-/-	0	2	10
Daniel Carlson, K, 2018	1	0	0	0	1/4	6/6	0	0	9
Jim Marshall, DE, 1961-79	19	0	0	1	(1 FR)	-/-	0	1	8
Jim Prestel, DE, 1961-65	5	0	0	1	(1 INT)	-/-	0	1	8
Tommy Hannon, S, 1977-84	8	0	0	1	(1 INT)	-/-	0	1	8
Hunter Goodwin, TE, 1956-58, 02-03	3	0	1	0	-/-	-/-	1	0	8
Randall Cunningham, QB, 1997-99	3	1	0	0	-/-	-/-	1	0	8
Randi Martin, LB, 2014-21	8	0	0	1	(1 FR)	-/-	1	0	8
Headri Odenigbo, DE, 2018	1	0	0	1	(1 FR)	-/-	0	1	8
Dale Dawson, K, 1997	1	0	1	0	1/5	4/4	0	0	7
Bob Schnelker, WR, 1961	1	0	1	0	-/-	-/-	0	0	6
A.D. Williams, WR, 1961	1	0	1	0	-/-	-/-	0	0	6
Oscar Donahue, TE, 1962	1	0	1	0	-/-	-/-	0	0	6
Bob Reed, RB, 1962-63	2	0	1	0	-/-	-/-	0	0	6
Steve Stonebreaker, TE, 1962-63	2	0	1	0	-/-	-/-	0	0	6
Don Hultz, DE, 1963	1	0	0	1	(1 INT)	-/-	0	0	6
Mike Reilly, LB, 1963	1	0	0	1	(1 BP)	-/-	0	0	6
Jim Boylan, WR, 1963-64	2	0	1	0	-/-	-/-	0	0	6
Ron Vanderkelen, QB, 1963-67	5	1	0	0	-/-	-/-	0	0	6
Bill McWatters, RB, 1964	1	1	0	0	-/-	-/-	0	0	6
George Rose, CB, 1964-66	3	0	0	1	(1 INT)	-/-	0	0	6
Bill Barnes, RB, 1965-66	2	1	0	0	-/-	-/-	0	0	6
Lance Rentzel, WR, 1965-66	2	0	0	1	(1 KO)	-/-	0	0	6
Lonnie Warwick, LB, 1965-72	8	0	0	1	(1 BP)	-/-	0	0	6
Jim Hargrove, LB, 1967-70	4	0	0	1	(1 BP)	-/-	0	0	6
Billy Martin, TE, 1968	1	0	1	0	-/-	-/-	0	0	6
Mike McGill, LB, 1968-70	3	0	0	1	(1 FR)	-/-	0	0	6
Charlie West, S, 1968-73	6	0	0	1	(1 FR)	-/-	0	0	6
Kent Kramer, TE, 1969-70	2	0	1	0	-/-	-/-	0	0	6
Norm Sneed, QB, 1971	2	1	0	0	-/-	-/-	0	0	6
Nate Wright, CB, 1971-80	10	0	0	1	(1 FR)	-/-	0	0	6
Amos Martin, LB, 1972-76	5	0	0	1	(1 FR)	-/-	0	0	6
Steve Craig, TE, 1974-78	5	0	1	0	-/-	-/-	0	0	6
Fred McNeill, LB, 1974-85	12	0	0	1	(1 BP)	-/-	0	0	6
Nate Allen, CB, 1976-78	3	0	0	1	(1 BP)	-/-	0	0	6
Kevin Miller, WR, 1978-80	3	0	1	0	-/-	-/-	0	0	6
John Turner, S, 1978-83, '85, '87	8	0	0	1	(1 INT)	-/-	0	0	6
Kurt Knoff, S, 1979-82	4	0	0	1	(1 INT)	-/-	0	0	6
Keith Nord, S, 1979-85	7	0	0	1	(1 KO)	-/-	0	0	6
David Huffman, G/T, 1979-83, 85-90	11	0	0	1	(1 BP)	-/-	0	0	6
Doug Paschal, RB, 1980-81	2	1	0	0	-/-	-/-	0	0	6
Eddie Payton, RB, 1980-82	3	0	0	1	(1 KO)	-/-	0	0	6
Walker Lee Ashley, LB, 1983-88, '90	7	0	0	1	(1 INT)	-/-	0	0	6
Dwight Collins, WR, 1984	1	0	1	0	-/-	-/-	0	0	6
Darryl Ingram, TE, 1989	1	0	1	0	-/-	-/-	0	0	6
Todd Scott, S, 1991-94	4	0	1	0	-/-	-/-	0	0	6
Keith Henderson, RB, 1992	1	1	0	0	-/-	-/-	0	0	6
Joe Johnson, WR, 1992	1	0	1	0	-/-	-/-	0	0	6
Jack Del Rio, LB, 1992-95	4	0	0	1	(1 INT)	-/-	0	0	6
Lamar McGriegs, S, 1993-94	2	0	0	1	(1 INT)	-/-	0	0	6
James Harris, DE, 1993-95	3	0	0	1	(1 FR)	-/-	0	0	6
Alfred Jackson, CB, 1995-96	2	0	0	1	(1 INT)	-/-	0	0	6
Jeff Brady, LB, 1995-97	3	0	0	1	(1 FR)	-/-	0	0	6
Corey Fuller, CB, 1995-98	4	0	0	1	(1 FR)	-/-	0	0	6
David Frisch, TE, 1996	1	0	1	0	-/-	-/-	0	0	6
Robert Tate, WR/CB, 1997-2001	5	0	0	1	(1 KO)	-/-	0	0	6
Kaltee Wong, LB, 1998-01	4	0	0	1	(1 INT)	-/-	0	0	6

PLAYER	YRS	TDR	TOP	TDRt	FGM/FGA (type of return)	1PT	2PT	SAF	POINTS
Carlester Crumpler, TE, 1999.....	1	0	1	0	-/-	-/-	0	0	6
John Davis, TE, 2000.....	1	0	1	0	-/-	-/-	0	0	6
Tyrone Carter, S, 2000-02.....	3	0	0	0	(1 FR)	-/-	0	0	6
Doug Chapman, RB, 2000-03.....	4	0	1	0	-/-	-/-	0	0	6
Lance Johnstone, DE, 2001-05.....	5	0	0	1	(1 INT)	-/-	0	0	6
Derrick Alexander, WR, 2002.....	1	0	1	0	-/-	-/-	0	0	6
Brian Williams, CB, 2002-05.....	4	0	0	1	(1 INT)	-/-	0	0	6
John Avery, RB, 2003.....	1	0	1	0	-/-	-/-	0	0	6
Chris Claborn, LB, 2003-04.....	2	0	0	1	(1 INT)	-/-	0	0	6
Mike Nattiel, LB, 2003-04.....	2	0	0	1	(1 INT)	-/-	0	0	6
Cus Frerotte, QB, 2003-04, 2008.....	3	1	0	0	-/-	-/-	0	0	6
E.J. Henderson, LB, 2003-11.....	9	0	0	1	(1 INT)	-/-	0	0	6
Richard Owens, FB/TE, 2004-06.....	3	0	1	0	-/-	-/-	0	0	6
Dovonte Edwards, CB, 2005-06.....	2	0	0	1	(1 INT)	-/-	0	0	6
Napoleon Harris, LB, 2005-06, 2008.....	3	0	0	1	(1 FR)	-/-	0	0	6
Fred Smoot, CB, 2005-06.....	2	0	0	1	(1 INT)	-/-	0	0	6
Ray Edwards DE, 2006-10.....	5	0	0	1	(1 FR)	-/-	0	0	6
Ben Leber, LB, 2006-10.....	5	0	0	1	(1 FR)	-/-	0	0	6
Cedric Griffin, CB, 2006-11.....	6	0	0	1	(1 FR)	-/-	0	0	6
Dwight Smith, S, 2006-07.....	2	0	0	1	(1 INT)	-/-	0	0	6
Aundrae Allison, WR, 2007-08.....	2	0	0	1	(1 KO)	-/-	0	0	6
Robert Ferguson, WR, 2007-08.....	1	0	1	0	-/-	-/-	0	0	6
Greg Lewis, WR, 2009-10.....	2	0	1	0	-/-	-/-	0	0	6
Greg Camarillo, WR, 2010-11.....	2	0	1	0	-/-	-/-	0	0	6
Donovan McNabb, QB, 2011.....	1	1	0	0	-/-	-/-	0	0	6
Devin Aromashodu, WR, 2011-12.....	2	0	1	0	-/-	-/-	0	0	6
Stephen Burton, WR, 2011-12.....	2	0	1	0	-/-	-/-	0	0	6
Brian Robinson, DE, 2007-17.....	11	0	0	1	(1 FR)	-/-	0	0	6
John Carlson, TE, 2012-13.....	2	0	1	0	-/-	-/-	0	0	6
Jerome Simpson, WR, 2012-13.....	2	0	1	0	-/-	-/-	0	0	6
Matt Cassel, QB, 2013-14.....	2	1	0	0	-/-	-/-	0	0	6
Gerald Hodges, LB, 2013-15.....	3	0	0	1	(1 INT)	-/-	0	0	6
Chase Ford, TE, 2013-15.....	3	0	1	0	-/-	-/-	0	0	6
Jerome Felton, FB, 2012-14.....	3	0	0	1	(1 FR)	-/-	0	0	6
Captain Munnerlyn, CB, 2014-16.....	3	0	0	1	(1 FR)	-/-	0	0	6
Xavier Rhodes, CB, 2013.....	7	0	0	1	(1 INT)	-/-	0	0	6
Case Keenum, QB, 2017.....	1	1	0	0	-/-	-/-	0	0	6
David Morgan, TE, 2016-18.....	3	0	1	0	-/-	-/-	0	0	6
Mike Hughes, CB, 2018.....	3	0	0	1	(1 INT)	-/-	0	0	6
Linval Joseph, DT, 2014-19.....	6	0	0	1	(1 FR)	-/-	0	0	6
Anthony Harris, S, 2015.....	6	0	0	0	-/-	-/-	0	0	6
Mike Boone, RB, 2018.....	3	1	0	0	-/-	-/-	0	0	6
Chris Herndon, TE, 2021.....	1	0	1	0	-/-	-/-	0	0	6
Patrick Peterson, CB, 2021.....	1	0	0	0	(1 INT)	-/-	0	0	6
Jim Leo, DE, 1961-62.....	2	0	0	0	-/-	-/-	0	1	2
Joe Blahak, CB, 1974-75, '77.....	3	0	0	0	-/-	-/-	0	1	2
Autry Beamon, S, 1975-76.....	2	0	0	0	-/-	-/-	0	1	2
Mark Mullaney, DE, 1975-87.....	13	0	0	0	-/-	-/-	0	1	2
Neil Elshire, DE, 1981-86.....	6	0	0	0	-/-	-/-	0	1	2
Joe Stepanek, DT, 1987.....	1	0	0	0	-/-	-/-	0	1	2
Ray Berry, LB, 1987-92.....	6	0	0	0	-/-	-/-	0	1	2
Mark Dusbabek, LB, 1989-92.....	4	0	0	0	-/-	-/-	0	1	2
Walt Williams, CB, 1981.....	1	0	0	0	-/-	-/-	0	1	2
Robin Sendlein, LB, 1981-84.....	4	0	0	0	-/-	-/-	0	1	2
Brooks Bollinger, QB, 2006-07.....	2	0	0	0	-/-	-/-	1	0	2
Blake Bell, TE, 2017.....	1	0	0	0	-/-	-/-	1	0	2



Antoine Winfield scored 5 TDs in his Vikings career, 2 INT returns, 2 FR returns and he took back a blocked FG for a score.

VIKINGS ALL-TIME PASSING

QUALIFIERS - 500+ ATTEMPTS

PLAYER	ATT	COMP	PCT.	YARDS	TD	INT	LG	SK/YDS	RATING
Kirk Cousins (2018-)	2,205	1,503	68.2	16,885	127	39	751	138/948	102.6
Sam Bradford (2016-17)	595	427	71.8	4,259	23	5	711	42/276	101.1
Randall Cunningham (1997-99)	713	427	59.9	5,680	48	23	671	42/293	94.2
Brett Favre (2003-10)	889	580	65.2	6,711	44	26	63	56/386	92.2
Daunte Culpepper (1999-05)	2,607	1,678	64.4	20,162	135	86	821	228/1214	91.5
Teddy Bridgewater (2014-17)	851	551	64.7	6,150	28	22	871	83/556	86.3
Warren Moon (1994-96)	1,454	882	60.7	10,102	58	42	851	86/634	82.9
Brad Johnson (1992-98, 2005-06)	1,670	1,036	62.0	11,098	65	48	821	100/673	82.5
Fran Tarkenton (1961-66, '72-78)	4,569	2,635	57.7	33,098	239	194	891	417/3,880	80.2
Tarvaris Jackson (2006-10)	603	354	58.7	3,984	24	22	71	47/247	76.6
Christian Ponder (2011-14)	1,057	632	59.8	6,658	38	36	72	95/901	75.9
Rich Gannon (1987-92)	1,003	561	55.9	6,457	40	36	781	81/478	73.9
Wade Wilson (1981-91)	1,665	929	55.8	12,135	66	75	751	151/1,069	73.4
Tommy Kramer (1977-89)	3,648	2,011	55.1	24,775	159	157	761	248/1,596	73.3
Steve Dils (1979-84)	623	336	53.9	3,867	15	18	68	49/349	68.8
Gary Cuozzo (1968-71)	556	276	49.6	3,552	18	23	521	46/334	63.7
Joe Kapp (1967-69)	669	351	50.2	4,807	37	47	851	82/676	62.3

NON-QUALIFIERS - FEWER THAN 500 ATTEMPTS

PLAYER	ATT	COMP	PCT.	YARDS	TD	INT	LG	SK/YDS	RATING
Todd Bouman (1997-02)	95	54	56.8	880	8	4	2801	6/49	98.6
Case Keenum (2017)	481	325	67.6	3,547	22	7	651	22/136	98.3
Jeff George (1999)	329	191	58.1	2,816	23	12	801	28/228	94.2
Brooks Bollinger (2006-07)	68	46	67.6	537	1	2	50	13/78	84.0
Donovan McNabb (2011)	156	94	60.3	1,026	4	2	60	16/113	82.9
Gus Frerotte (2003-04, 08)	367	216	58.9	2,847	19	17	991	34/186	81.4
Sean Salisbury (1990-94)	404	228	56.4	2,772	14	9	55	28/199	80.2
Matt Cassel (2013-14)	325	194	59.7	2,232	14	13	791	22/124	78.1
Jim McMahon (1993)	331	200	60.4	1,968	9	8	58	23/104	76.2
Kelly Holcomb (2007)	83	42	50.6	515	2	1	40	12/87	73.1
Shaun Hill (2002-05, 2015-16)	42	21	50.0	257	0	0	33	2/18	69.2
Bob Lee (1969-72, '75-78)	306	159	52.0	2,153	15	17	63	30/221	67.8
Joe Webb (2010-13)	152	88	57.9	853	3	5	46	11/69	66.6
Archie Manning (1983-84)	94	52	55.3	545	2	3	56	18/153	66.4
Sean Mannion (2019-21)	57	34	59.6	315	1	2	35	2/15	66.0
George Shaw (1961)	91	46	50.5	530	4	4	421	14/122	64.8
Tony Adams (1987)	87	49	55.0	607	3	5	631	19/130	64.3
Bob Berry (1965-67, '73-76)	124	63	50.8	708	7	8	521	17/131	59.4
Ron VanderKelen (1963-67)	252	107	42.2	1,375	6	11	53	25/224	49.7
Josh Freeman (2013)	53	20	37.7	190	0	1	22	1/14	40.6
Norm Snead (1971)	75	37	49.3	470	1	6	551	7/67	40.3
Bubby Brister (2000)	20	10	50.0	82	0	1	20	1/6	40.0
Spergon Wynn (2001)	98	48	49.0	418	1	6	471	10/65	38.6
Steve Bono (1985-86)	11	2	18.2	8	0	5	5	2/13	29.6
John McCormick (1962)	18	7	39.0	104	0	5	53	3/33	19.1

FEWER THAN 10 ATTEMPTS

PLAYER	ATT	COMP	PCT	YARDS	TD	INT	LG	SK/YDS	RATING
Keith Henderson (1992)	1	1	100.0	36	1	0	361	0/0	158.3
Darrin Nelson (1982-83, '91-92)	1	1	100.0	25	1	0	251	0/0	158.3
Ryan Longwell (2006-11)	1	1	100.0	16	1	0	161	0/0	158.3
Mewelde Moore (2004-07)	2	1	50.0	15	1	0	151	0/0	158.3
D.J. Dozier (1987-91)	1	1	100.0	19	1	0	191	0/0	145.9
Jay Walker (1996-97)	2	2	100.0	31	0	0	19	0/0	118.8
Hassan Jones (1986-92)	1	1	100.0	18	0	0	18	0/0	118.8
Chris Kluwe (2005-12)	1	1	100.0	27	0	0	27	0/0	118.8
Paul Krause (1968-79)	2	1	50.0	11	1	0	111	0/0	106.3
Phil King (1965-66)	1	1	100.0	9	0	0	9	0/0	104.2
Randy Moss (1998-04, '10)	8	4	50.0	106	2	1	37	0/0	95.8
Sidney Rice (2007-10)	4	2	50.0	94	0	0	79	0/0	95.8
Chester Taylor (2006-09)	2	1	50.0	4	1	0	41	0/0	95.8
Mike Eischeid (1972-74)	1	1	100.0	6	0	0	6	0/0	91.7
Justin Jefferson (2020-)	4	2	50.0	35	0	0	24	0/0	80.2
Bill Cappelman (1970)	7	4	57.1	49	0	0	26	0/0	78.8
Herschel Walker (1989-91)	2	1	50.0	12	0	0	12	0/0	68.5
Fred Cox (1963-77)	1	1	100.0	1	0	0	1	0/0	62.5
Alfred Anderson (1984-90)	9	4	44.4	112	2	1	431	2/8	59.3
Tommy Mason (1961-66)	4	1	25.0	30	1	2	301	0/0	58.4
Bill Brown (1962-74)	2	1	50.0	3	0	0	3	0/0	50.0
Stefon Diggs (2015-19)	1	0	0.0	0	0	0	0	0/0	39.6
Jamie Caleb (1961)	1	0	0.0	0	0	0	0	0/0	39.6
Anthony Carter (1985-93)	1	0	0.0	0	0	0	0	0/0	39.6
Greg Coleman (1978-87)	1	0	0.0	0	0	0	0	0/0	39.6
Bob Grim (1967-71, '76-77)	1	0	0.0	0	0	0	0	0/0	39.6
Jim Lash (1973-76)	1	0	0.0	0	0	0	0	0/0	39.6
Terry LeCount (1979-83)	1	0	0.0	0	0	0	0	0/0	39.6
Hugh McElhenny (1961-62)	1	0	0.0	0	0	0	0	0/0	39.6
Harry Newsome (1990-93)	1	0	0.0	0	0	0	0	0/0	39.6
Allen Rice (1984-90)	1	0	0.0	0	0	0	0	0/0	39.6
Mike Saxon (1994-95)	1	0	0.0	0	0	0	0	0/0	39.6
Joe Senser (1979-84)	1	0	0.0	0	0	0	0	0/0	39.6
Chris Walsh (1994-02)	1	0	0.0	0	0	0	0	0/0	39.6
David Palmer (1994-00)	0	0	0.0	0	0	0	0	1/2	39.6
Jerick McKinnon (2014-17)	1	0	0.0	0	0	0	0	0/0	39.6
Ryan Quigley (2017)	1	0	0.0	0	0	0	0	0/0	39.6
Jay Fiedler (1998)	7	3	42.9	41	0	1	19	0/0	22.6
Larry Miller (1987)	6	1	16.7	2	0	1	2	0/0	0.0
Jerry Reichow (1961-64)	3	0	0.0	0	0	1	0	0/0	0.0
Mitch Berger (1996-01)	2	0	0.0	0	0	0	0	0/0	0.0
Ted Brown (1979-86)	1	0	0.0	0	0	1	0	0/0	0.0

VIKINGS ALL-TIME STARTING QB RECORDS

*Sorted by wins

Player	Yrs	Starts	Won	Lost	Tied	%	Player	Yrs	Starts	Won	Lost	Tied	%
Fran Tarkenton, 1961-66, 72-78.....	13	170	91	73	6	.553	Jeff George, 1999.....	1	10	8	2	0	.800
Tommy Kramer, 1977-89.....	13	110	54	56	0	.491	Steve Dils, 1979-84.....	6	15	6	9	0	.400
Daunte Culpepper, 1993-05.....	7	80	38	42	0	.475	Sean Salisbury, 1990-94.....	5	9	5	4	0	.556
Kirk Cousins, 2018-.....	5	66	35	30	1	.537	Matt Cassel, 2013-14.....	2	9	4	5	0	.444
Bratt Johnson, 1992-98, 2005-06.....	9	46	28	18	0	.609	Norm Snead, 1971.....	1	2	2	0	0	1.000
Wade Wilson, 1981-91.....	11	48	27	21	0	.563	Donovan McNabb, 2011.....	1	6	1	5	0	.167
Joe Kapp, 1967-69.....	3	38	23	12	3	.645	George Shaw, 1961.....	1	4	1	3	0	.250
Warren Moon, 1994-96.....	3	39	21	18	0	.538	Todd Bouman, 1997-02.....	6	3	1	2	0	.333
Rich Gannon, 1987-92.....	6	35	19	16	0	.543	Ron VanderKelen, 1963-67.....	5	5	1	4	0	.200
Brett Favre, 2009-10.....	2	29	17	12	0	.586	Bob Berry, 1965-67, 73-76.....	7	2	1	1	0	.500
Teddy Bridgewater, 2014-17.....	4	28	17	11	0	.607	Joe Webb, 2010-13.....	2	2	1	1	0	.500
Randall Cunningham, 1997-99.....	3	23	16	7	0	.696	Shaun Hill, 2002-05, 15-16.....	6	1	1	0	0	1.000
Gary Cuzzo, 1968-71.....	4	21	16	5	0	.762	Tony Adams, 1987.....	1	3	0	3	0	.000
Christian Ponder, 2011-14.....	4	36	14	21	1	.403	Kelly Holcomb, 2007.....	1	3	0	3	0	.000
Case Keenum, 2017.....	1	14	11	3	0	.786	Archie Manning, 1983-84.....	2	2	0	2	0	.000
Tavaris Jackson, 2006-10.....	5	20	10	10	0	.500	Spergon Wynn, 2001.....	1	2	0	2	0	.000
Gus Flerotte, 2003-04, 2008.....	3	13	10	3	0	.769	Sean Mannion, 2019-21.....	3	2	0	2	0	.000
Bob Lee, 1969-72, 75-78.....	8	11	9	2	0	.818	Brooks Bollinger, 2006-07.....	2	1	0	1	0	.000
Sam Bradford, 2016-17.....	2	17	9	8	0	.529	Josh Freeman, 2013.....	1	1	0	1	0	.000
Jim McMahon, 1993.....	1	12	8	4	0	.667							

PASSING FANCY

CAREER TO PASSES BY A QB/RECEIVER DUO TOUCHDOWNS

Yrs	Player
53.....	Daunte Culpepper/Randy Moss
39.....	Kirk Cousins/Adam Thielen
26.....	Warren Moon/Cris Carter

PLAYERS

FEWEST INTERCEPTIONS THROWN IN A SEASON INTS

INTS	Player (Attempts)
4.....	Brad Johnson, 2005 (254 att.)
5.....	Sam Bradford, 2016 (552 att.)

SEASON TO PASSES BY A QB/RECEIVER DUO TOUCHDOWNS

Yrs	Player
17.....	Warren Moon/Cris Carter, 1995
15.....	Randall Cunningham/Randy Moss, 1998
15.....	Daunte Culpepper/Randy Moss, 2000
14.....	Kirk Cousins/Adam Thielen, 2020

PLAYERS

CONSECUTIVE PASS ATTEMPTS WITHOUT AN INTERCEPTION ATTEMPTS

Attempts	Player
224.....	Kirk Cousins, 12/25/20-10/3/21
210.....	Kirk Cousins, 10/10/21-11/28/21
201.....	Kirk Cousins, 10/13/19-12/2/19
193.....	Warren Moon, 10/22/95-11/23/95

SEASON COMBINED TDs BY A QB (PASSING/RUSHING) TOUCHDOWNS

Yrs	Player
41.....	Daunte Culpepper, 2004 (39/2)
40.....	Daunte Culpepper, 2000 (33/7)
35.....	Randall Cunningham, 1998 (34/1)

PLAYER

GAMES WITHOUT AN INTERCEPTION IN A SEASON GAMES

GAMES	Player
10.....	Brett Favre, 2009
10.....	Sam Bradford, 2016
10.....	Case Keenum, 2017
10.....	Kirk Cousins, 2019
10.....	Kirk Cousins, 2021

100+ PASSER RATING GAMES IN A SEASON (min 20 attempts) GAMES

GAMES	Player
10.....	Brett Favre, 2009
9.....	Kirk Cousins, 2021
8.....	Kirk Cousins, 2019
8.....	Kirk Cousins, 2020
8.....	Randall Cunningham, 1998
8.....	Daunte Culpepper, 2000
8.....	Daunte Culpepper, 2004
8.....	Sam Bradford, 2016
8.....	Case Keenum, 2017

PLAYER

GAMES WITHOUT BEING SACKED IN A SEASON GAMES

GAMES	Player
6.....	Case Keenum, 2017
4.....	Kirk Cousins, 2019
4.....	Fran Tarkenton, 1972
4.....	Rich Gannon, 1991
4.....	Randall Cunningham, 1998
4.....	Sam Bradford, 2016

CONSECUTIVE 100+ PASSER RATING GAMES (Minimum 20 attempts) GAMES

GAMES	Player
5.....	Kirk Cousins, 2020-21
4.....	Kirk Cousins, 2019
4.....	Kirk Cousins, 2020
4.....	Brett Favre, 2009
4.....	Daunte Culpepper, 2004

PLAYER

GAMES WITHOUT AN INTERCEPTION/SACKED IN A SEASON GAMES

GAMES	Player
3.....	Brett Favre, 2009
3.....	Sam Bradford, 2016
3.....	Case Keenum, 2017

100+ PASSER RATING GAMES IN A CAREER GAMES

GAMES	Player
40.....	Fran Tarkenton
32.....	Kirk Cousins
30.....	Daunte Culpepper

PLAYER

FEWEST TIMES SACKED IN A SEASON SACKS

Sacks	Player
11.....	Tommy Kramer, 1988
12.....	Sean Salisbury, 1993

50+ YARD PASSES IN A GAME

Yds	Player, Game
4 (56t, 56t, 54t, 51t) ...	Randall Cunningham, at Dallas 11/26/98
3 (76t, 70t, 66t).....	Fran Tarkenton, at LA Rams 11/19/72
3 (67t, 68t, 76t).....	Tommy Kramer, at Washington 11/2/86

PLAYER, GAME

FEWEST TIMES SACKED IN A GAME (MOST ATTEMPTS) GAMES

GAMES	Player
0.....	Tommy Kramer, at New England, 10/16/79 (61 att.)
0.....	Fran Tarkenton, vs. Philadelphia (56 att.)

PLAYER

WINS IN GAMES STARTED BY QBs WINS

Wins	Player
13.....	Randall Cunningham, 1998 (13-1)
12.....	Joe Kapp, 1969 (12-1)
12.....	Fran Tarkenton, 1975 (12-2)
12.....	Fran Tarkenton, 1973 (12-2)
12.....	Brett Favre, 2009 (12-4)

CONSECUTIVE WINS AFTER 1ST START GAMES

GAMES	Player
7.....	Daunte Culpepper, 9/3/00-10/22/00
6.....	Brett Favre, 9/13/09-10/18/09

PLAYER (ATTEMPTS)

INT	Player (Attempts)
0.....	Rich Gannon at New England, 10/20/91 (63 att.)
0.....	Daunte Culpepper at Houston, 10/10/04 (50 att.)
0.....	Kirk Cousins, at LA Rams, 9/27/18 (50 att.)

VIKINGS ALL-TIME RECEIVING

PLAYER	REC.	YARDS	AVG.	TD					
Cris Carter (1990-01)	1,004	12,383	12.3	110	Anterio Smith (2003-04)	51	523	10.3	2
Randy Moss (1998-04, 2010)	587	9,316	15.9	92	Rhett Ellison (2012-16)	51	515	10.1	3
Steve Jordan (1982-94)	498	6,307	12.7	28	Adrian Cooper (1994-95)	50	570	11.4	0
Anthony Carter (1985-93)	478	7,635	16.0	52	Bob Bruer (1980-84)	46	455	9.8	7
Adam Thielen (2014-)	477	6,115	12.8	50	Olabisi Johnson (2019-)	45	483	10.7	3
Kyle Rudolph (2011-20)	454	4,488	9.9	48	Matthew Hatchette (1997-00)	43	640	14.9	4
Jake Reed (1991-99, 2001)	413	6,433	15.6	33	Sam McCullum (1974-75, 1982-83)	42	608	14.4	5
Ahmad Rashad (1976-82)	400	5,489	13.7	34	Mike Mularkey (1983-88)	42	464	11.0	5
Sammy White (1976-86)	393	6,400	16.3	50	Roger Craig (1992-93)	41	333	8.1	1
Stefon Diggs (2015-19)	365	4,622	12.6	30	John Carlson (2012-13)	40	387	9.7	1
Ted Brown (1979-86)	339	2,850	8.4	13	Mike Wallace (2015)	39	473	12.1	2
Chuck Foreman (1973-79)	336	3,057	9.1	23	Jim Gustafson (1985-90)	38	491	12.9	5
Rickey Young (1978-83)	292	2,255	7.6	14	Latavis Murray (2017-18)	37	244	6.6	0
Bill Brown (1962-74)	284	3,177	11.2	23	Devin Aromashodu (2011-12)	37	650	17.6	1
Percy Harvin (2009-12)	280	3,302	11.8	20	Robert Ferguson (2007-08)	35	416	11.9	1
Darrin Nelson (1982-89, 1991-92)	251	2,202	8.8	5	Chase Ford (2013-15)	34	391	11.5	1
Adrian Peterson (2007-16)	248	1,945	8.1	5	Naufahu Tahi (2006-10)	33	150	4.6	2
Hassan Jones (1986-92)	222	3,733	16.8	24	D.J. Dozier (1987-91)	32	298	9.3	2
Justin Jefferson (2020-)	214	3,262	15.2	19	Clinton Jones (1967-72)	31	306	9.9	0
Vishanthe Shiancoe (2007-11)	208	2,424	11.7	24	Dave Middleton (1961)	30	444	14.8	2
Paul Flatley (1963-67)	202	3,222	16.0	17	Greg DeLong (1995-98)	30	205	6.8	0
Jim Kleinsasser (1999-2011)	192	1,688	8.8	6	Greg Camarillo (2010-11)	29	361	12.4	1
Dalvin Cook (2017-)	189	1,536	8.1	3	Preston Carpenter (1966)	27	487	17.3	4
Jermaine Wiggins (2005-06)	186	1,559	8.9	6	Jeff Dugan (2004-10)	27	191	7.1	3
Leo Lewis (1981-91)	181	2,924	16.1	16	Ameer Abdullah (2018-21)	27	173	6.4	3
Robert Smith (1993-00)	178	1,292	7.3	6	Hal Besdoe (1964-66)	26	418	16.1	8
Stu Voigt (1970-80)	177	1,919	10.8	17	Chad Beebe (2018-20)	26	310	11.9	2
Dave Osborn (1965-75)	173	1,412	8.2	7	Greg Lewis (2009-10)	25	293	11.7	1
Gene Washington (1967-72)	172	3,087	18.0	23	Tony Richardson (2006-07)	24	200	8.3	0
Amp Lee (1994-96)	170	1,348	7.9	5	Billy McMullen (2006)	23	307	13.3	2
John Gilliam (1972-75)	165	3,297	20.0	27	Johnny McWilliams (2000)	22	180	8.2	3
Joe Senser (1979-84)	165	1,822	11.0	16	Koren Robinson (2005)	22	347	15.8	1
Chester Taylor (2006-09)	160	1,357	8.5	3	Joe Johnson (1992)	21	211	10.0	1
Janis Wright (2012-17)	153	2,039	13.3	10	Hunter Goodwin (1996-98, 2002-03)	19	147	7.7	1
Tommy Mason (1961-66)	151	1,689	11.2	11	Scottie Graham (1993-96)	19	125	6.6	0
Sidney Rice (2007-10)	146	2,129	14.6	18	James Brim (1987)	18	282	15.7	2
Jerry Reichow (1961-64)	144	2,183	15.2	19	Steve Craig (1974-78)	18	172	9.6	1
Jerick McKinnon (2014-17)	142	984	6.9	5	Aundrae Allison (2007-08)	18	231	12.8	0
Bernard Berrian (2008-11)	138	1,925	14.0	11	Aldrick Robinson (2018)	17	231	13.6	5
Cordarelle Patterson (2013-16)	132	1,316	10.0	7	John Davis (2000)	17	202	11.9	1
Moe Williams (1996-00, 2002-05)	131	1,301	9.9	4	Bob Reed (1962-63)	17	174	10.2	1
Nate Burleson (2003-05)	127	1,789	14.1	12	Doug Chapman (2000-03)	17	143	8.4	1
Greg Jennings (2013-14)	127	1,546	12.2	10	Derek Tennell (1992-93)	17	134	7.9	0
Michael Bennett (2001-05)	126	1,040	8.3	5	David Morgan (2016-18)	16	135	8.4	1
Ed Marinaro (1972-75)	125	1,088	8.1	7	Oscar Donahue (1962)	16	285	17.8	1
Qadry Ismail (1993-96)	118	1,856	15.7	12	Richard Owens (2004-06)	16	132	8.3	1
Mewelde Moore (2004-07)	116	1,093	9.4	3	Raymond Hayes (1961)	16	121	7.6	0
John Beasley (1967-73)	115	1,242	10.8	12	Ray Poage (1963)	15	354	23.6	2
Alfred Anderson (1984-91)	114	1,042	9.1	5	Charley Ferguson (1962)	14	364	26.0	6
Marcus Robinson (2004-06)	107	1,553	14.5	17	Carroll Dale (1973)	14	192	13.7	0
Travis Taylor (2005-06)	107	1,255	11.7	7	Marlin McKeever (1967)	14	184	13.1	0
Brent McCalahan (1973-80)	107	772	7.2	4	Harold Morrow (1996-02)	14	144	10.3	0
Bobby Wade (2007-08)	107	1,292	12.1	5	Derrick Alexander (2002)	14	134	9.6	1
Matt Asiata (2012-16)	101	722	7.1	1	Mike Tice (1992-93, 1995)	14	126	9.0	2
Allen Rice (1984-90)	100	1,066	10.6	6	Phil King (1965-66)	14	120	8.6	2
Andrew Jordan (1994-97, 1999-01)	97	763	7.9	4	Brent Novoselski (1989-94)	14	108	7.7	2
Bob Grim (1967-71, 1976-77)	96	1,414	14.8	9	A.D. Williams (1961)	13	174	13.4	1
Andrew Glover (1997-99)	95	1,227	12.9	9	Dave Casper (1983-84)	13	172	13.2	0
Bob Tucker (1977-80)	95	1,045	11.0	5	Doug Mayberry (1961-62)	13	118	9.1	1
Robert Miller (1975-80)	95	771	8.1	1	Lorenzo Booker (2010-11)	13	114	8.8	0
Tyler Conklin (2018-21)	93	922	9.9	4	Steve Stonebreaker (1962-63)	12	227	18.9	1
Oscar Reed (1968-74)	92	676	7.4	3	Mel Triplett (1961-62)	12	71	5.9	1
Byron Chamberlain (2001-02)	91	1,055	11.6	3	Dwight Collins (1984)	11	143	13.0	1
Mike Anthony Jones (1983-85)	90	1,327	14.7	5	MyCole Pruitt (2015-16)	11	96	8.7	0
Herschel Walker (1989-91)	86	681	7.9	5	Al Denson (1971)	10	125	12.5	0
John Henderson (1968-72)	81	1,330	16.2	9	Billy Martin (1968)	10	101	10.1	1
Tom Hall (1964-66, 1968-69)	81	1,163	14.4	7	Joe Banyard (2013-14)	10	73	7.3	0
Tony Galbreath (1981-83)	80	645	8.0	2	Michael Floyd (2017)	10	78	7.8	0
Terry LeCount (1979-83, 1987)	79	1,225	15.5	7	Dede Westbrook (2021)	10	68	6.8	0
Troy Williamson (2005-07)	79	1,067	13.5	3	Bethel Johnson (2006)	9	156	17.3	0
Charles Evans (1993-98)	78	531	6.8	1	Barry Word (1993)	9	105	11.7	0
Michael Jenkins (2011-12)	78	915	11.7	5	Sean Berton (2003-04)	9	78	8.7	0
Toby Gerhart (2010-13)	77	600	7.8	3	Jerome Felton (2012-14)	9	72	8.0	0
Jim Lash (1973-76)	75	1,252	16.7	3	Buster Rhymes (1985-87)	8	149	18.6	0
Jerome Simpson (2012-13)	74	1,000	13.5	1	Doug Kingsriter (1973-75)	7	116	16.6	0
David Palmer (1994-00)	73	631	8.6	1	Tom Wilson (1963)	7	48	6.9	0
Irv Smith, Jr. (2019-)	73	744	10.2	6	Garrett Mills (2007-09)	7	91	13.0	0
Terry Allen (1990-94)	72	675	9.4	3	Stephen Burton (2011-12)	7	73	10.4	1
Rick Fenney (1987-91)	71	628	8.8	2	Zach Line (2013-16)	7	103	14.7	1
Jim Phillips (1965-67)	68	1,091	16.0	7	Mike Boone (2018-20)	7	28	4.0	0
Chris Walsh (1994-02)	67	719	10.7	4	Johnny Mundt (2022-)	7	68	9.7	0
D'Wayne Bates (2002-03)	65	840	12.9	5	Bob Brown (1971)	6	141	20.8	0
Lajon Treadwell (2016-19)	65	702	10.8	2	Jim Boylan (1963-64)	6	78	13.0	1
C.J. Ham (2017-)	63	845	8.7	2	Bob Schmeidler (1961)	6	70	11.7	1
Leroy Hoard (1996-99)	60	577	9.6	1	Sam Harrell (1980-82, 1987)	6	43	7.2	0
Charles Johnson (2014-16)	60	834	13.9	2	Sammy Johnson (1976-78)	6	43	7.2	0
K.J. Osborn (2020-)	60	767	12.8	8	Darryl Harris (1988)	6	30	5.0	0
Alexander Mattison (2019-)	59	457	7.7	2	Charles Stackhouse (2003)	6	30	5.0	0
Gordon Smith (1961-65)	57	1,277	22.4	13	Joe Webb (2010-13)	6	42	7.0	0
Kelly Campbell (2002-04)	57	1,062	18.6	8	Billy Butler (1962-64)	5	97	19.4	0
Jim Lindsey (1966-72)	56	632	11.3	4	John Holland (1974)	5	84	16.8	0
Hugh McElhenry (1961-62)	53	474	8.9	3	Doug Cunningham (1979)	5	50	10.0	0
					Darryl Ingram (1989)	5	47	9.4	0

Jeff Womack (1987).....	5	46	8.1	1
Mark Kellar (1976-78).....	5	17	3.4	0
Ihmri Smith-Marsette (2021).....	5	116	23.2	2
Keith Henderson (1992).....	4	60	15.0	0
Olanda Truitt (1993).....	4	40	10.0	0
Bill Barnes (1965-66).....	4	35	8.8	0
Martin Nance (2006).....	4	33	8.3	0
Ronnie Hillman (2016).....	4	43	10.8	0
Chris Herndon (2021).....	4	40	10.0	1
Kene Nwagwu (2021).....	4	9	2.2	0
Steve Finch (1987).....	3	54	18.0	0
Tom Adams (1962).....	3	51	17.0	0
Kent Kramer (1969-70).....	3	47	15.7	1
Ricky Parks (1987).....	3	46	15.3	0
Dick Haley (1961).....	3	43	14.3	0
Leon Clarke (1963).....	3	34	11.3	0
John Henry Mills (1999).....	3	30	10.0	0
Mardy McDole (1981-83).....	3	29	9.7	0
David Frisch (1996).....	3	27	9.0	1
Phil Frye (1987).....	3	25	7.2	0
Ciatrick Fason (2005-06).....	3	19	6.3	0
Jesse Clarke (1989-90).....	3	18	6.0	0
Carl Hilton (1986-89).....	3	17	5.6	3
Keenan Howry (2003-05).....	3	18	6.0	0
Blake Bell (2017).....	3	19	6.3	0
Ben Ellerson (2021).....	3	26	8.6	0
Alexander Hollins (2019).....	2	46	23.0	0
Roc Thomas (2018).....	2	21	10.5	0
Will Sherman (1961).....	2	40	20.0	0
Carlester Crumpler (1999).....	2	35	17.5	1
Willie Gillespie (1987).....	2	28	14.0	0
Clint Haslerig (1975).....	2	28	14.0	0
Rhett Dawson (1973).....	2	24	12.0	0
John Avery (2003).....	2	24	12.0	1
Gary Ballman (1973).....	2	22	11.0	0
Ron Daugherty (1987).....	2	21	10.5	0
Robert Tate (1997-01).....	2	20	10.0	0
Doug Paschel (1980-81).....	2	18	9.0	0
Allen Reinsner (2011-12).....	2	18	9.0	0
Garrett Bradbury (2019).....	2	17	8.5	0
Steve Harris (1987).....	2	17	8.5	0
Artose Pinner (2006).....	2	15	7.5	0
Brett Wilson (1987).....	2	14	7.0	0
Andre Thomas (1987).....	2	13	6.5	0
Luke Stocker (2021).....	2	12	6.0	0
Albert Young (2009-10).....	2	12	5.5	0
Ance Rentszel (1965-66).....	2	10	5.0	0
Jalen Reager (2022).....	2	9	4.5	0
Mike L. Jones (1990-91).....	2	8	4.0	2
Ryan D'Imperio (2011).....	2	7	3.5	0
Adam Walker (1987).....	2	3	1.5	0
Bill McCwaters (1964).....	2	-1	-0.5	0
Jamie Caleb (1961).....	2	-8	-4.0	0
Eric Guilford (1993-94).....	1	45	45.0	0
Kevin Miller (1978-80).....	1	35	35.0	1
Art Powell (1968).....	1	31	31.0	0
Cedric James (2002).....	1	29	29.0	0
Harry Washington (1978).....	1	24	24.0	0
Brandon Zylstra (2018).....	1	23	23.0	0
Ted Dean (1964).....	1	23	23.0	0
Tommy Kramer (1977-89).....	1	23	20.0	1
Marc May (1987).....	1	22	22.0	0
Hank Baskett (2010).....	1	18	18.0	0
MarQueis Gray (2014).....	1	16	16.0	0
Tom Michel (1964).....	1	14	14.0	0
Larry Vargo (1964-65).....	1	13	13.0	0
Bill Harris (1969-70).....	1	12	12.0	0
Richard Angulo (2005).....	1	11	11.0	0
Don Hasselbeck (1984).....	1	10	10.0	0
Travis Prentice (2001).....	1	10	10.0	0
Ed Shenk (1987).....	1	10	10.0	0
Robert Steele (1979).....	1	10	10.0	0
Emmanuel Arceneaux (2011).....	1	10	10.0	0
Jay Ned (2003-04).....	1	9	9.0	0
Jaymar Johnson (2009-10).....	1	9	9.0	0
Jay Carroll (1985).....	1	8	8.0	0
Leonard Moore (1987).....	1	8	8.0	0
Thomas Tapeh (2008).....	1	7	7.0	0
Nate Wright (1971-80).....	1	6	6.0	0
Brandon Dillon (2019-21).....	1	6	6.0	0
Bob Goodridge (1968).....	1	5	5.0	0
Robert Green (1997).....	1	5	5.0	0
Troy Walters (2000-01).....	1	5	5.0	0
Ron Vary (1968-81).....	1	5	5.0	0
Sam Bradford (2016-17).....	1	5	5.0	0
Jarvis Redwine (1981-83).....	1	4	4.0	0
Danta Whitaker (1992).....	1	4	4.0	0
John Gerak (1993-96).....	1	3	3.0	0
Brad Johnson (1992-98).....	1	3	3.0	1
James Stewart (1995).....	1	3	3.0	0
Jimmy Edwards (1979).....	1	2	2.0	0
John Ward (1970-74).....	1	1	1.0	0
Daunte Culpepper (1999-05).....	1	0	0.0	0
Rich Gannon (1987-92).....	1	0	0.0	0
Korey Stringer (1995-00).....	1	-1	-1.0	0

Kirk Cousins (2018-).....	1	-1	-1.0	0
Brett Favre (2009-10).....	1	-2	-2.0	0
Randall Cunningham (1997-99).....	1	-3	-3.0	0
Christian Ponder (2011-14).....	1	-15	-15.0	0
Ed White (1969-77).....	0	3	--	0
Fran Tarkenton (1961-66, 1972-78).....	0	-12	--	0

VIKINGS ALL-TIME RUSHING

PLAYER	ATT.	YARDS	AVG.	TD
Adrian Peterson (2007-16).....	2,418	11,747	4.9	97
Robert Smith (1993-00).....	1,411	6,818	4.8	32
Chuck Foreman (1973-79).....	1,529	5,879	3.8	52
Bill Brown (1962-74).....	1,627	5,757	3.5	52
Dalvin Cook (2017-).....	1,661	5,023	4.7	40
Ted Brown (1979-86).....	1,117	4,546	4.1	40
Dave Osborn (1965-75).....	1,172	4,320	3.7	29
Darrin Nelson (1982-89, '91-92).....	981	4,231	4.3	18
Tommy Mason (1961-66).....	761	3,252	4.3	28
Michael Bennett (2001-05).....	713	3,174	4.5	12
Chester Taylor (2006-09).....	655	2,797	4.3	18
Terry Allen (1990-94).....	641	2,795	4.4	23
Fran Tarkenton (1961-66, '72-78).....	464	2,548	5.5	22
Daunte Culpepper (1999-05).....	454	2,476	5.5	29
Alfred Anderson (1984-91).....	626	2,374	3.8	22
Herschel Walker (1989-99).....	551	2,264	4.1	20
Clinton Jones (1967-72).....	546	2,008	3.7	19
Oscar Reed (1968-74).....	490	1,968	4.0	8
Jerick McKinnon (2014-17).....	474	1,918	4.0	7
Rickey Young (1978-83).....	554	1,744	2.9	10
Lenny Hoard (1996-99).....	438	1,689	3.9	26
Moe Williams (1996-00, '02-05).....	370	1,535	4.1	21
Rick Fenney (1987-91).....	358	1,508	4.2	11
Alexander Mattison (2019-).....	347	1,459	4.2	7
Latavius Murray (2017-18).....	356	1,420	4.0	14
Toby Gerhart (2010-13).....	276	1,305	4.7	5
Mewelde Moore (2004-07).....	264	1,285	4.9	1
Matt Asiata (2012-16).....	361	1,259	3.5	18
Scottie Graham (1993-96).....	349	1,239	3.6	7
Brent McClanahan (1973-80).....	367	1,207	3.3	6
Onterio Smith (2003-04).....	231	1,123	4.9	7
Ed Marinaro (1972-75).....	306	1,007	3.3	4
Robert Miller (1975-80).....	275	951	3.5	7
Allen Rice (1984-90).....	307	934	3.0	13
Tony Calbreath (1981-83).....	194	788	4.1	7
Hugh McElhenny (1961-62).....	170	770	4.5	3
Rich Gannon (1987-92).....	144	720	5.0	3
Percy Harvin (2009-12).....	107	683	6.4	4
Wade Wilson (1981-91).....	159	679	4.3	9
D.J. Dozier (1987-91).....	163	643	3.9	7
Christian Ponder (2011-14).....	126	639	5.1	7
Amp Lee (1994-96).....	149	636	4.3	2
Mel Triplett (1961-62).....	132	567	4.3	3
Jim Lindsey (1966-72).....	177	558	3.2	6
Joe Kapp (1967-69).....	99	540	5.5	5
Tarvaris Jackson (2006-10).....	119	535	4.5	4
Roger Craig (1992-93).....	143	535	3.7	5
Tommy Kramer (1977-89).....	213	524	2.5	8
Barry Word (1993).....	142	458	3.2	2
Kirk Cousins (2018-).....	137	466	3.4	4
Phil King (1965-66).....	89	405	4.5	0
Teddy Bridgewater (2014-17).....	94	398	4.2	4
Mike Boone (2018-20).....	62	379	6.1	4
Charles Evans (1993-98).....	118	364	3.1	4
Sammy Johnson (1976-78).....	83	356	4.3	2
Cordarrelle Patterson (2013-16).....	31	333	10.7	4
Raymond Hayes (1961).....	73	319	4.4	2
Randall Cunningham (1997-99).....	61	317	5.2	1
Doug Chapman (2000-03).....	90	317	3.5	0
Brad Johnson (1992-98, 2005-06).....	121	315	2.6	2
Doug Mayberry (1961-62).....	87	314	3.6	1
Anthony Carter (1985-93).....	47	290	6.2	2
Tom Wilson (1963).....	73	282	3.8	4
Joe Webb (2010-13).....	41	273	6.7	4
Artose Pinner (2006).....	43	190	4.4	3
Ameer Abdullah (2018-21).....	38	187	4.9	0
Adam Thielen (2014-20).....	20	168	8.4	1
Bill Barnes (1965-66).....	53	164	3.1	1
Ciatrick Fason (2005-06).....	50	161	3.2	5
Case Keenum (2017).....	40	160	4.0	5
Randy Moss (1998-04).....	23	159	6.9	0
Stefon Diggs (2015-19).....	29	159	5.5	0
Darryl Harris (1988).....	34	151	4.4	1
Bob Grim (1967-71, '76-77).....	7	147	21.0	0
Jim Kleinsasser (1999-11).....	43	147	3.4	1
James Stewart (1995).....	31	144	4.6	0
Warren Moon (1994-96).....	69	143	2.1	0
John Gilliam (1972-75).....	18	136	7.6	1
Tom Michel (1964).....	39	129	3.3	0
David Palmer (1994-00).....	35	123	3.5	1
Ron VanderKelen (1963-67).....	26	116	4.5	1
Keith Henderson (1992).....	34	113	3.3	1
Jarius Wright (2012-17).....	8	111	13.9	0
Bob Reed (1962-63).....	27	110	4.1	0
Jesse Clark (1989-90).....	26	106	4.1	0
Bobby Walden (1964-67).....	9	100	11.1	0
Sammy White (1976-86).....	18	97	5.3	0

Jim McMahon (1993).....	33	96	2.9	0	Nick Davis (2002-03).....	1	11	11.0	0
Terry LeCount (1979-83, '87).....	6	90	15.0	0	Jamie Caleb (1961).....	3	11	3.7	0
C.J. Ham (2017-).....	32	90	2.8	1	Leonard Moore (1987).....	1	11	2.8	0
Joe Banyard (2013-14).....	21	88	4.2	0	Charles Johnson (2014-16).....	1	11	11.0	0
Kelly Campbell (2002-04).....	14	86	6.1	0	K.J. Osborn (2020-).....	1	10	10.0	0
Gary Guzzo (1968-71).....	36	86	2.4	0	Earl Denny (1967-68).....	2	9	4.5	0
Greg Coleman (1978-87).....	10	85	9.5	0	Sean Mannion (2019-21).....	6	9	1.1	0
Albert Young (2009-10).....	25	82	3.3	0	Ahmad Rashad (1976-81).....	1	8	8.0	0
Harold Morrow (1996-02).....	17	75	4.4	0	Travis Taylor (2005-06).....	3	8	2.7	0
Matt Cassel (2013-14).....	27	75	2.7	1	Bethel Johnson (2006).....	4	8	2.0	0
Mark Kellar (1976-78).....	25	74	3.0	0	Norm Sneed (1971).....	6	6	1.0	1
Steve Dilis (1979-84).....	24	73	3.0	0	Mike Wallace (2015).....	1	6	6.0	0
Todd Bouman (1997-02).....	10	70	7.0	0	Bisi Johnson (2019-).....	1	6	6.0	0
Jarvis Redwine (1981-83).....	17	70	4.1	0	Gus Feroette (2003-04, 08).....	31	5	0.2	1
Spurgeon Wynn (2001).....	8	61	7.6	0	Steve Jordan (1982-94).....	1	4	4.0	1
Mike Anthony Jones (1983-85).....	7	60	8.6	0	Robert Tate (1997-01).....	1	4	4.0	0
Bill McWatters (1964).....	14	60	4.3	1	Brian Russell (2002-04).....	1	4	4.0	0
Billy Butler (1962-64).....	22	59	2.7	0	John McCormick (1962-).....	2	4	2.0	0
Donovan McNabb (2011).....	14	59	4.2	1	Jim Young (1965-66).....	3	4	1.3	0
Troy Williamson (2005-07).....	5	57	11.4	0	Phil Frye (1987).....	4	4	1.0	0
Doug Paschal (1980-81).....	15	53	3.5	1	Andre Thomas (1987).....	6	4	0.7	0
Hassan Jones (1986-92).....	5	52	10.4	0	Aundrea Allison (2007-08).....	3	4	1.3	0
Lorenzo Booker (2010-11).....	13	52	4.0	0	Dave Nelson (1984).....	1	3	3.0	0
Ronnie Hillman (2016).....	18	50	2.8	0	Troy Walters (2000-01).....	1	3	3.0	0
Sam Bradford (2016-17).....	22	50	2.3	0	Stu Voigt (1970-80).....	2	3	1.5	1
Andrew Sendejo (2011-18).....	1	48	48.0	0	Steve Harris (1987).....	4	3	0.8	0
Nate Burleson (2003-05).....	8	43	5.4	0	Gordon Smith (1961-65).....	1	2	2.0	0
Archie Manning (1983-84).....	11	42	3.8	0	Jeff Williams (1966).....	1	2	2.0	0
Jeff George (1999).....	16	41	2.6	0	Willie Spencer (1976).....	4	2	0.5	0
George Shaw (1961).....	10	39	3.9	0	Larry Miller (1987).....	1	1	1.0	0
Ben Tate (2014).....	13	38	2.9	0	ZJoe Senser (1979-84).....	2	1	0.5	0
Bob Lee (1969-72, '75-78).....	39	37	0.9	2	Randall McDaniel (1988-99).....	2	1	0.5	0
James Brim (1987).....	2	36	18.0	1	Bob Ferguson (1963).....	3	1	0.3	0
Tony Adams (1987).....	11	31	2.8	0	Sean Salisbury (1990-94).....	15	1	0.1	0
Roc Thomas (2018).....	8	30	3.8	0	Paul Krause (1968-79).....	1	0	0.0	0
Ted Dean (1964).....	5	30	6.0	0	Al Denson (1971).....	1	0	0.0	0
Kene Nwangwu (2021-).....	10	28	6.8	0	Jeff Siemon (1972-82).....	1	0	0.0	0
Koren Robinson (2005).....	4	27	6.8	1	Mike Saxon (1994-95).....	1	0	0.0	0
Jerome Felton (2012-14).....	4	27	6.8	0	Mitch Berger (1996-01).....	1	0	0.0	0
Joe Johnson (1992).....	4	26	6.5	0	Kyle Richardson (2002).....	1	0	0.0	0
Bobby Phillips (1995).....	14	26	1.9	0	John Avery (2003).....	1	0	0.0	0
Tony Richardson (2006-07).....	12	25	2.1	0	Charles Stackhouse (2003).....	1	0	0.0	0
Zach Line (2013-16).....	13	25	1.9	2	Lance Rentzel (1965-66).....	1	-1	-1.0	0
Billy Waddy (1984).....	3	24	8.0	0	Jim Gustafson (1965-89).....	1	-2	-2.0	0
Adam Walker (1987).....	5	24	4.8	0	Harry Newsome (1990-93).....	2	-2	-1.0	0
Cris Carter (1990-01).....	10	24	2.4	0	Shaun Hill (2002-05, 2015-16).....	11	-2	-0.4	0
Jeff Dugan (2004-10).....	11	23	2.1	0	Tom Hall (1964-66, '68-69).....	4	-4	-1.0	0
Grady Alderman (1961-74).....	0	22	22.0	0	Jay Fiedler (1998).....	4	-6	-1.5	0
Robert Green (1997).....	6	22	3.7	0	Mike Mularkey (1983-88).....	1	-6	-6.0	0
Qadry Ismail (1993-96).....	4	21	5.3	0	Jeff Locke (2013-16).....	1	-6	-6.0	0
Naufahu Tahf (2006-10).....	10	21	2.1	0	Bucky Scribner (1987-89).....	2	-7	-3.5	0
Bubby Brister (2000).....	5	20	4.0	0	Bobby Wade (2007-08).....	1	-9	-9.0	0
Jeff Womack (1987).....	9	20	2.2	0	Preston Carpenter (1966).....	1	-10	-10.0	0
Cedric Smith (1990).....	9	19	2.1	0	Jerry Reichow (1961-64).....	1	-12	-12.0	0
Leo Lewis (1981-91).....	16	19	1.2	0	Mike Eischeld (1972-74).....	1	-13	-13.0	0
Bernard Berrian (2008-11).....	5	18	3.6	0	Dwight Collins (1984).....	3	-14	-4.7	0
Ron Groce (1976).....	3	18	6.0	0	Chris Kluge (2005-12).....	3	-19	-6.3	0
Darrell Lester (1964).....	4	18	4.5	0	Mike Mercer (1961).....	1	-32	-32.0	0
Brooks Bollinger (2006-07).....	5	18	3.6	0					
Jalen Reagor (2022-).....	1	17	17.0	0					
Brett Wilson (1987).....	5	16	3.2	0					
Justin Jefferson (2020-).....	7	16	2.3	0					
Eddie Payton (1980-82).....	2	15	7.5	0					
Eddie Johnson (2003).....	2	15	7.5	0					
Sam Harrell (1980-82, '87).....	6	15	2.5	0					
Brett Favre (2009-10).....	26	15	0.6	0					
Wayne Wilson (1986).....	8	14	1.8	0					
Bob Berry (1965-67, '73-76).....	5	13	2.6	0					
Bill Harris (1969-70).....	6	13	2.2	0					
Jimmy Smith (1987).....	7	13	1.9	0					
Travis Prentice (2001).....	14	13	0.9	2					



Tommy Kramer led the Vikings in passing during 7 seasons and holds the top 2 passing yardage games in team history.

VIKINGS TEAM RECORDS

1961-77 - 14 games; 1978-2020- 16 games; 2021- 17 games * = 16-game record where applicable 6= 9 games # = 15 games
Note: The 1982 regular season was reduced to 1987 season to 15 games due to players strike

GAMES WON

Most Consecutive Games Won (Including Postseason)

12 1969
10 1975
9 1973
9 1998
9 2002-03

Most Consecutive Games Won (Regular Season)

13 1974-75
12 1969
10 1975
10 1999-00
9 1973
9 1998-99
9 2002-03

Most Games Won, Season (Including Postseason)

16 1998
14 1969, 1973, 2017
13 1976, 2009

Most Games Won, Season (Regular Season)

15 1998
13 2017
12 1969, 1970, 1973, 1975, 2009
11 1976, 1992, 2000, 2015

Most Consecutive Games Won, Start of Season

10 1975
9 1973
7 1998, 2000

Most Consecutive Games Won, End of Season

8 1998
4 2012
3 1964, 1970, 1974, 1993, 1999, 2002, 2015

Most Consecutive Home Games Won

15 1974-75
14 1969-70
13 1988-90
13 1999-00

Most Consecutive Road Games Won

7 1970-71
7 1973-74

GAMES LOST

Most Consecutive Games Lost

8 2001-02
7 1961
7 1961-62

Most Consecutive Games Without Victory

8 2001-02
7 1961
7 1961-62
7 1962

Most Games Lost, Season

13 1984, 2011
11 1961, 1962, 2001

Most Consecutive Home Games Lost

5 1966-67
5 2011

Most Consecutive Home Games Without Victory

7 1966-67

Most Consecutive Away Games Lost

16 2000-02

Most Consecutive Away Games Without Victory

16 2000-02

SCORING

Most Points, Season

556 1998
470 2009
416 2003

Most Points, Opponent, Season

484 1984

Fewest Points, Season

187 19826
259 1979*

Fewest Points, Opponent, Season

133 1969
139 1979*

Most Points, Game

54 vs. Dal., 10/18/70

52 vs. Pit., 11/23/69

52 vs. Bal., 9/28/69

Most Points, Opponent, Game

56 vs. Stl., 10/6/63

Most Points, Both Teams, Game

89 @ Chi., 10/19/08 (Minn. 41, Chi. 48)
87 @ Chi., 12/17/61 (Minn. 35, Chi. 52)
86 @ LA Rams, 11/19/72 (Minn. 45, LA 41)

Fewest Points, Both Teams, Game

3 vs. G.B., 11/14/71 (Minn. 3, G.B. 0)

Most Points Overcome To Win Game

24 vs. S.F., 12/4/77

23 @ Phil., 12/1/85

21 @ S.F., 10/24/65

20 vs. Den., 11/17/19

20 vs. Chi., 10/4/92

Most Points, Opponent, Overcome To Win Game

21 @ Cin., 12/24/95

20 @ N.E., 11/13/94

20 vs. Det., 9/25/11

Most Points, First Half

35 vs. G.B., 9/28/86

35 vs. Det., 12/2/07

34 vs. Dal., 10/18/70

34 vs. Chi., 11/25/90

Most Points, Opponent, First Half

45 @ Sea., 9/29/02

Most Points, Both Teams, First Half

55 @ Sea., 9/29/02

Most Points, Second Half

38 vs. Jax., 12/20/98

35 @ LA Rams, 11/19/72

35 vs. Pit., 11/23/69

Most Points, Opponent, Second Half

35 vs. St.L., 10/6/63

Most Points, Both Teams, Second Half

58 vs. Buf., 9/15/02

Most Points, First Quarter

28 vs. G.B., 9/28/86

28 vs. Ari., 10/9/11

21 vs. Det., 11/15/92

21 @ Dal., 11/26/98

21 vs. T.B., 10/3/99

21 @ Ari., 12/14/08

21 vs. Mia., 12/16/18

Most Points, Opponent, First Quarter

21 @ Oak., 12/11/77

21 @ Oak., 12/17/78

21 @ Den., 11/18/84

21 @ Cin., 11/23/86

21 @ S. F., 12/18/95

21 @ Det., 12/11/11

Most Points, Both Teams, First Quarter

31 @ Cin., 11/23/86

Most Points, Second Quarter

28 vs. S.F., 9/29/63

28 vs. Atl., 9/14/68

28 vs. S.D., 11/28/99

28 vs. Det., 12/2/07

24 vs. Det., 10/8/89

24 vs. Chi., 11/29/08

24 vs. NYG., 1/3/10

24 vs. Buf., 12/5/10

Most Points, Opponent, Second Quarter

31 @ Sea., 9/29/02

Most Points, Both Teams, Second Quarter

35 vs. S.F., 9/29/63

35 @ S.F., 10/24/65

35 vs. Det., 12/2/07

Most Points, Third Quarter

24 @ Pit., 9/24/95

21 @ S.F., 10/24/65

21 vs. Phil., 12/2/85

21 vs. Det., 9/13/87

Most Points, Opponent, Third Quarter

24 @ Chi., 9/19/85

Most Points, Both Teams, Third Quarter

31 @ Chi., 12/17/61

Most Points, Fourth Quarter

28 @ Phil., 12/1/85

24 @ Pit., 11/26/67

24 vs. T.B., 11/30/86

24 vs. Jax., 12/20/98

Most Points, Opponent, Fourth Quarter

28 @ Bal., 12/16/62

28 vs. St.L., 10/6/63

28 vs. G.B., 11/21/65

28 @ Chi., 9/17/89

Most Points, Both Teams, Fourth Quarter

42 @ Bal., 12/8/13

41 @ Mia., 12/21/14

35 @ Bal., 12/16/62

35 @ Chi., 12/19/65

35 @ LA Rams, 11/19/72

Most Consecutive Games Scoring

260 1991-2007

183 2007-2018

161 1962-73

Largest Margin of Victory

48 vs. Cle., 11/9/69 (51-3)

42 vs. N.O., 12/4/88 (45-3)

41 vs. Dal., 10/18/70 (54-13)

41 vs. Hou., 10/13/74 (51-10)

40 vs. Atl., 9/14/68 (47-7)

40 @ Dal., 11/13/88 (43-3)

40 vs. Jax., 12/20/98 (50-10)

38 vs. Bal., 9/28/69 (52-14)

38 vs. Pit., 11/23/69 (52-14)

38 vs. Atl., 11/9/75 (38-0)

Largest Margin of Defeat

44 @ S.F., 12/8/84 (7-51)

42 vs. St. L., 10/6/63 (14-56)

38 @ Det., 12/12/81 (7-45)

38 @ G.B., 11/14/11 (7-45)

36 @ LA Rams, 9/22/67 (3-39)

35 vs. Phil., 9/14/80 (7-42)

34 @ G.B., 11/11/07 (0-34)

32 @ L.A. Rams, 10/24/77 (3-35)

32 @ G.B., 10/2/14 (10-42)

TOUCHDOWNS

Most Touchdowns, Season

64 1998

56 2009

55 2020

51 2003

50 2004

50 2020

Most Touchdowns, Opponent, Season

59 1984

Fewest Touchdowns, Season

23 19826

25 1967, 1971

28 1993*

Fewest Touchdowns, Opponent, Season

14 1970

14 1971

24 1988*

Most Touchdowns, Game

7 vs. Bal., 9/28/69

7 vs. Pit., 11/23/69

7 @ T.B., 10/23/88

Most Touchdowns, Opponent, Game

8 vs. St.L., 10/6/63

7 @ Chi., 12/17/61

Most Touchdowns, Both Teams, Game

12 @ Chi., 12/17/61

Most Consecutive Games Scoring Touchdown

97 1995-2001

55 1962-66

53 2010-14

POINT AFTER TOUCHDOWNS

Most Point After Touchdowns, Season

59 1998

54 2009

48 1988

48 2003

Most Point After Touchdowns, Opponent, Season

58 1984

Most Point After Touchdowns, Game

7 vs. Bal., 9/28/69

7 vs. Pit., 11/23/69

7 @ T.B., 10/23/88

Most Point After Touchdowns, Opponent, Game

8 @ Stl., 10/6/63

7 @ Chi., 12/17/61

Most Consecutive Point After Touchdowns

199 1968-74

FIELD GOALS

Most Field Goals Attempted, Season

45 1970

44 1989

39 1994, 2015

Most Field Goals Attempted, Opponent, Season

42 1999

Fewest Field Goals Attempted, Season

14 19826

18 2001*, 2010*

Most Field Goals Attempted, Game

7 vs. LA Rams, 11/5/89

6 vs. N.O., 9/27/70

6 @ Chi., 9/23/73

6 vs. Cle., 11/4/73

6 vs. Cin., 12/25/89

6 vs. G.B., 9/26/93

6 @ Bal., 12/13/98

6 vs. Ind., 9/14/08

6 @ Tenn., 9/11/16

6 vs. Bal., 10/22/17

Most Field Goals Attempted, Opponent, Game

8 vs. Det., 11/13/66

Most Field Goals Attempted, Both Teams, Game

10 @ Chi., 9/23/73

Most Field Goals, Season

35 1998, 2012

34 1994, 2015

32 1989, 2017

Most Field Goals, Opponent, Season

34 2006

Fewest Field Goals, Season

8 1977, 19826

12 1978

Most Field Goals, Game

7 vs. LA Rams, 11/5/89

6 @ Bal., 12/13/98

6 vs. Bal., 10/22/17

Most Field Goals, Opponent, Game

6 vs. Det., 11/13/66

6 @ Det., 10/17/99

Most Field Goals, Both Teams, Game

9 vs. Bal., 10/22/17

7 vs. Det., 11/13/66

7 @ Chi., 9/23/73

7 vs. NYG, 11/16/86

7 vs. LA Rams, 11/5/89

7 vs. G.B., 9/26/93

7 vs. Det., 9/20/98

7 @ Det., 10/17/99

7 vs. Chi., 9/24/06

7 vs. Oak., 11/18/07

7 vs. Det., 9/25/11

7 vs. Jax., 9/9/12

7 vs. Jax., 12/11/16

Most Consecutive Games Scoring, FGs

31 1968-70

SAFETIES

Most Safeties, Season

3 1965, 1981, 2008

Most Safeties, Opponent, Season

2 1988, 1995, 1996, 2007, 2014

Most Safeties, Game

2 @ Atl., 10/5/03

2 vs. G.B., 11/9/08

FIRST DOWNS

Most First Downs, Season

351 2004

350 2002

Most First Downs, Opponent, Season

368 2013

Most First Downs, Both Teams, Season

701 2004

Fewest First Downs, Season

167 19826

272 2006*

Fewest First Downs, Opponent, Season

158 1969

243 1988

Most First Downs, Game

34 vs. Bal., 9/28/69

33 vs. Det., 11/6/88

32 @ G.B., 11/17/91

32 vs. N.O., 11/19/95

Most First Downs, Opponent, Game

36 vs. N.O., 12/18/11

36 @ Mia., 12/21/14

36 @ N.O., 12/25/20

Most First Downs, Both Teams, Game

61 @ N.O., 12/25/20

Fewest First Downs, Game

3 @ G.B., 12/21/06

Fewest First Downs, Opponent, Game

3 @ Det., 11/24/88

Fewest First Downs, Both Teams, Game

14 @ Atl., 12/21/69

Most First Downs, Rushing, Season

142 1975

Most First Downs, Rushing, Opponent, Season

148 1979

Fewest First Downs, Rushing, Season

52 19826

66 2016*, 2018*

Fewest First Downs, Rushing, Opponent, Season

53 19826

53 2006*

Most First Downs, Rushing, Game

19 vs. Chi., 10/17/65

Most First Downs, Rushing, Opponent, Game

21 at N.O., 12/25/20

Fewest First Downs, Rushing, Game

0 vs. Chi., 10/28/96

0 vs. Ind., 12/18/16

Fewest First Downs, Rushing, Opponent, Game

0 vs. S.F., 12/14/69

0 @ Det., 11/24/88

0 vs. Det., 1/2/00

0 @ Det., 12/10/06

0 vs. Chi., 11/29/09

0 vs. T.B., 9/24/17

Most First Downs Passing, Season

225 2004

Most First Downs Passing, Opponent, Season

247 2013

Fewest First Downs Passing, Season

85 1967

136 1987#

139 2007*

Fewest First Downs Passing, Opponent, Season

80 1977

Most First Downs, Passing, Game

24 vs. Bal., 9/28/69

Most First Downs, Passing, Opponent, Game

23 vs. N.O., 12/28/11

23 @ Stl., 12/16/12

23 @ Mia., 12/21/14

Fewest First Downs, Passing, Game

1 @ G.B., 12/21/06

Fewest First Downs, Passing, Opponent, Game

1 vs. Chi., 10/1/67

1 @ S.F., 11/29/76

1 @ Chi., 11/20/77

1 @ Chi., 12/3/06

Most First Downs, Penalty, Season

38 2017

Most First Downs, Penalty, Opponent, Season

36 2003

Fewest First Downs, Penalty, Season

8 19826

16 1992*, 1993*

Fewest First Downs, Penalty, Opponent, Season

8 1962

10 1974

Most First Downs, Penalty, Game

7 vs. Oak., 11/20/11

6 vs. Oak., 9/14/81

6 vs. S.F., 10/24/99

6 vs. Stl., 11/8/15

Most First Downs, Penalty, Opponent, Game

7 @ Chi., 9/25/78

NET YARDS GAINED

Most Yards Gained, Season

6,339 2004

6,294 2003

Most Yards Gained, Opponent, Season

6,362 2013

Fewest Yards Gained, Season

2,879 19826

4,316 2005*

Fewest Yards Gained, Opponent, Season

2,720 1969

4,091 1988*

Most Yards Gained, Game

622 vs. Bal., 9/28/69

605 @ N.O., 10/17/04

571 @ Car., 10/17/21

559 vs. S.F., 10/30/66

Most Yards Gained, Opponent, Game

583 @ N.O., 12/25/20

Most Yards Gained, Both Teams, Game

1,013 @ Was., 11/2/86

Fewest Yards Gained, Game

87 vs. G.B., 11/14/71

Fewest Yards Gained, Opponent, Game

60 vs. Atl., 11/9/75

60 @ N.O., 11/16/75

60 @ Det., 11/24/88

Fewest Yards Gained, Both Teams, Game

272 vs. LA Rams, 10/26/70

Most Consecutive Games, 300+ Yards

36 2002-2004

Most Consecutive Games, 400+ Yards

5 2004

RUSHING

ATTEMPTS

Most Rushing Attempts, Season

556 1975

551 1966

Most Rushing Attempts, Opponent, Season

583 1979

Fewest Rushing Attempts, Season

245 19826

357 2018*

Fewest Rushing Attempts, Opponent, Season

260 19826

338 1969

352 1995*

Most Rushing Attempts, Game

63 vs. Atl., 11/9/75

Most Rushing Attempts, Opponent, Game

65 vs. LA Rams, 9/19/76

Fewest Rushing Attempts, Game

6 vs. Buf., 9/23/18

9 vs. Ind., 12/18/16

11 vs. G.B., 11/29/81

11 @ N.O., 10/7/01

Fewest Rushing Attempts, Opponent, Game

6 vs. Ari., 11/26/06

YARDS

Most Yards Gained Rushing, Season

2,634 2007, 2012

2,507 2002

2,343 2003

Most Yards Gained Rushing, Opponent, Season

2,667 1961

Fewest Yards Gained Rushing, Season

912 19826

1,205 2016*

Fewest Yards Gained Rushing, Opponent, Season

985 2006*

1,020 19826

1,089 1969

Most Yards Gained Rushing, Game

378 vs. S.D., 11/4/07

311 @ Chi., 10/14/07

Most Yards Gained Rushing, Opponent, Game

343 vs. Chi., 11/20/70

Most Yards Gained Rushing, Both Teams, Game

548 vs. LA Rams, 11/5/61

486 vs. Chi., 10/17/65

Fewest Yards Gained Rushing, Game

11 vs. Chi., 10/28/96

Fewest Yards Gained Rushing, Opponent, Game

-3 @ Det., 12/10/06

4 vs. Sea., 11/22/09

7 @ Mia., 11/19/06

AVERAGE GAIN

Highest Average Gain Rushing, Season

5.4 2012

5.3 2002, 2007

5.2 2011

Lowest Average Gain Rushing, Season

3.2 1970, 2016

Highest Average Gain Game (Min. 10 att.)

8.0 @ Sea., 11/4/12

TOUCHDOWNS

Most Touchdowns, Rushing, Season

26 2002

23 2013

Most Touchdowns, Rushing, Opponent, Season
29 1961
Fewest Touchdowns, Rushing, Season
6 1982*
7 1996*
Fewest Touchdowns, Rushing, Opponent, Season
2 1971
5 2009*
7 2007, 2015
Most Touchdowns, Rushing, Game
4 Many times, last time vs. Atl., 12/28/14
Most Touchdowns, Rushing, Opponent, Game
7 @ N.O., 12/25/20
Most Touchdowns, Rushing, Both Teams, Game
9 @ N.O., 12/25/20

PASSING

ATTEMPTS
Most Passes Attempted, Season
709 1981
Most Passes Attempted, Opponent, Season
648 2013
Fewest Passes Attempted, Season
282 1968
432 2007*
Fewest Passes Attempted, Opponent, Season
292 1982*
312 1977
366 1979*
Most Passes Attempted, Game
63 @ T.B., 9/5/81
63 @ N.E., 12/10/91
Most Passes Attempted, Opponent, Game
70 @ N.E., 11/13/94
Most Passes Attempted, Both Teams, Game
112 @ N.E., 11/13/94
Fewest Passes Attempted, Game
8 @ G.B., 11/27/77
Fewest Passes Attempted, Opponent, Game
6 @ Chi., 10/23/72
Fewest Passes Attempted, Both Teams, Game
22 vs. G.B., 11/14/71

COMPLETIONS

Most Passes Completed, Season
425 2018
Most Passes Completed, Opponent, Season
419 2013
Fewest Passes Completed, Season
150 1967
232 1987*
249 2007*
Fewest Passes Completed, Opponent, Season
149 1967
149 1977
218 1990*
Most Passes Completed, Game
40 vs. Buf., 9/23/18
38 vs. Cle., 12/14/80
38 vs. G.B., 11/29/81
37 @ T.B., 9/5/81
37 @ Phi., 9/20/04
Most Passes Completed, Opponent, Game
45 @ N.E., 11/13/94
Most Pass Completions, Both Teams, Game
71 @ N.E., 11/13/94
Fewest Passes Completed, Game
2 @ G.B., 10/15/67
Fewest Passes Completed, Opponent, Game
2 vs. Chi., 12/3/72
Fewest Pass Completions, Both Teams, Game
11 vs. G.B., 11/14/71

YARDS

Most Yards Gained, Passing, Season
4,516 2004
4,333 1981
4,328 1988
Most Yards Gained, Passing, Opponent, Season
4,595 2013
Fewest Yards Gained, Passing, Season
1,655 1971
2,745 2007*
2,751 2012
Fewest Yards Gained, Passing, Opponent, Season
1,438 1970

2,489 1988*
Most Yards Gained, Passing, Game
530 vs. Bal., 9/28/69
Most Yards Gained, Passing, Opponent, Game
486 @ T.B., 12/7/80
Most Yards Gained, Passing, Both Teams, Game
918 @ S.D., 11/9/03
Fewest Yards Gained, Passing, Game
21 vs. G.B., 11/14/71
21 vs. Det., 12/11/71
Fewest Yards Gained, Passing, Opponent, Game
-7 @ N.O., 11/16/75
Fewest Yards Gained, Passing, Both Teams, Game
102 vs. Atl., 11/9/75
COMPLETION PERCENTAGE
Highest Completion Percentage, Season
70.4 2016 (414-588)
Highest Completion Percentage, Opponent, Season
68.2 2011 (367-538)
Lowest Completion Percentage, Season
44.6 1967 (150 of 336)
Lowest Completion Percentage, Opponent, Season
45.6 1988 (219 of 480)
Highest Completion Percentage, Game (10 att.)
87.5 vs. Cin., 11/13/77 (21 of 24)
Highest Completion Percentage, Opponent, Game (10 att.)
85.2 @ LA Raiders, 9/5/93 (23 of 27)
84.4 @ St.L., 12/10/00 (27 of 32)
Highest Completion Percentage, Both Teams, Game
77.6 @ Chi., 9/18/94 (52 of 67)
Lowest Completion Percentage, Game (10 att.)
18.2 @ G.B., 10/15/67 (2 of 11)
Lowest Completion Percentage, Opponent, Game
15.3 vs. Chi., 12/3/72 (2 of 13)
Lowest Completion Percentage, Both Teams, Game
29.8 @ Det., 12/17/67 (14 of 47)
TOUCHDOWNS
Most Touchdowns, Passing, Season
41 1998
Most Touchdowns, Passing, Opponent, Season
37 2013
Fewest Touchdowns, Passing, Season
9 1971
12 2007*
Fewest Touchdowns, Passing, Opponent, Season
6 1970
11 1993*
Most Touchdowns, Passing, Game
7 vs. Bal., 9/28/69
6 vs. G.B., 9/28/86
Most Touchdowns, Passing, Opponent, Game
5 9 times, last @ L.A. Rams, 9/27/18

SACKS

TOTAL SACKS
Most Sacks, Season
71 1989
51 1992
Most Sacks, Opponent, Season
64 1984
61 1961
Fewest Sacks, Season
16 1961
25 2013*
Fewest Sacks, Opponent, Season
19 1974
25 1998*
Most Sacks, Game
10 vs. Det., 11/4/18
9 vs. Det., 10/6/68
9 vs. Chi., 11/2/69
9 @ Atl., 12/20/70
9 @ Chi., 10/25/93
9 vs. Mia., 12/16/18
Most Sacks, Opponent, Game
11 @ Chi., 10/28/84
10 vs. Bal., 9/23/62
Most Sacks, Both Teams, Game
14 vs. Chi., 11/2/69

SACK YARDAGE

Most Sack Yardage, Season
502 1989
Most Sack Yardage, Opponent, Season
538 1961
465 1984*
Most Sack Yardage, Game
78 vs. Chi., 11/2/69
77 @ Atl., 12/20/70
Most Sack Yardage, Opponent, Game
104 @ Chi., 12/17/61
SACK RATIO
Highest Attempts/Sack Ratio, Season
24.4 1981 (709-29)
21.7 1994 (673-31)
21.1 1974 (400-19)
Highest Attempts/Sack Ratio, Opponent, Season
22.8 1961 (365-16)
20.1 2002 (542-27)
20.0 2006 (599-30)
Fewest Attempts/Sack Ratio, Season
6.2 1961 (377-61)
6.8 1964 (326-48)
7.1 1962 (348-49)
Fewest Attempts/Sack Ratio, Opponent, Season
6.9 1989 (488-71)
7.0 1963 (404-58)
7.2 1968 (323-45)

INTERCEPTIONS

TOTAL INTERCEPTIONS
Most Interceptions, Season
36 1988
Most Interceptions, Opponent, Season
34 1978
Fewest Interceptions, Season
8 2000, 2001, 2011
Fewest Interceptions, Opponent, Season
5 2016
Most Interceptions, Game
6 @ T.B., 10/23/88
6 @ Pit., 9/24/95
Most Interceptions, Opponent, Game
5 Many Times, last @ Cin., 9/18/05
YARDS
Most Yards, Season
693 2003
589 1988
Most Yards, Opponent, Season
445 1962
427 2010*
Fewest Yards, Season
43 2009
Fewest Yards, Opponent, Season
35 2016*
37 1982*
Most Yards, Game
169 @ NYG, 11/25/07
Most Yards, Opponent, Game
176 @ N.O., 9/24/78
TOUCHDOWNS
Most Touchdowns By Interceptions, Season
6 1992, 2007
Most Touchdowns By Interceptions, Opponent, Season
4 1967, 2006

PUNTING

TOTAL PUNTS
Most Punts, Season
94 2006
Most Punts, Opponent, Season
100 1969
Most Punts, Game
12 @ G.B., 11/21/82
Most Punts, Opponent, Game
12 @ N.O., 11/16/75
Fewest Punts, Both Teams, Game
1 @ T.B., 10/29/00
Consecutive Punts, No Blocks
563 1979-87
AVERAGE YARDAGE
Highest Average Distance, Punting, Season
46.9 2008
Highest Average Distance, Punting, Opponent, Season
47.1 2011
Highest Average Distance, Punting, Game (4 punts)

57.5 @ Det., 9/16/07
Highest Average Distance, Punting,
Opponent, Game (4 punts)
54.3 vs. S.D., 11/4/07

PUNT RETURNS

TOTAL RETURNS
Most Punt Returns, Season
59 1988
Most Punt Returns, Opponent, Season
52 1978
Most Punt Returns, Game
9 @ LA Rams, 12/2/79
Most Punt Returns, Opponent, Game
9 @ G.B., 12/21/06
YARDS GAINED
Most Yards, Punt Returns, Season
553 1988
Most Yards, Punt Returns, Opponent, Season
624 2008
Most Yards, Punt Returns, Game
119 @ NYG, 10/21/13
Most Yards, Punt Returns, Opponent, Game
176 @ N.O., 10/6/08
TOUCHDOWNS
Most Touchdowns, Punt Returns, Season
2 2016
Most Touchdowns, Punt Returns, Opponent, Season
4 2008

KICKOFF RETURNS

TOTAL RETURNS
Most Kickoff Returns, Season
86 1984, 2002
Most Kickoff Returns, Opponent, Season
91 2009
Most Kickoff Returns, Game
9 @ Phi., 11/11/01
9 @ Sea., 9/29/02
Most Kickoff Returns, Opponent, Game
10 @ Bal., 12/13/98
YARDS GAINED
Most Yards, Kickoff Returns, Season
1,775 1984, 2002
Most Yards, Kickoff Returns, Opponent, Season
2,060 2009
Most Yards, Kickoff Returns, Game
247 vs. G.B., 10/27/13
Most Yards, Kickoff Returns, Opponent, Game
367 @ Bal., 12/13/98
TOUCHDOWNS
Most Touchdowns, Kickoff Returns, Season

2 1999, 2009, 2013, 2015
Most Touchdowns, Kickoff Returns, Opponent, Season
4 1998

FUMBLES

TOTAL FUMBLES
Most Fumbles, Season
44 1963
Most Fumbles, Opponent, Season
50 1963
Fewest Fumbles, Season
10 1998
11 2014, 2017
Fewest Fumbles, Opponent, Season
16 2002
Most Fumbles, Game
8 @ S.F., 10/24/65
Most Fumbles, Opponent, Game
10 vs Det., 11/12/67
FUMBLES LOST
Most Fumbles Lost, Season
25 1965
Most Fumbles Lost, Opponent, Season
31 1963
Fewest Fumbles Lost, Season
2 2014
3 1980
Fewest Fumbles Lost, Opponent, Season
5 2017
6 2014
Most Fumbles Lost, Game
5 @ Atl., 12/21/69
5 @ Det., 12/9/62
Most Fumbles Lost, Opponent, Game
6 vs Det., 11/24/63
6 vs S.F., 10/15/61
Most Consecutive Games without Losing Fumble
10 1998-99

PENALTIES

TOTAL PENALTIES
Most Penalties, Season
137 2002
Most Penalties, Opponent, Season
137 2005
Fewest Penalties, Season
36 1961
70 2013*
Fewest Penalties, Opponent, Season
47 1972
81 1994*
Most Penalties, Game
16 @ Det., 12/19/82
Most Penalties, Opponent, Game
17 @ Cin., 9/18/05

Fewest Penalties, Game
0 6 times, last vs. Chi., 12/3/72
Fewest Penalties, Opponent, Game
0 @ G.B., 11/27/77
0 @ Chi., 10/23/72
YARDS PENALIZED
Most Yards Penalized, Season
1,139 2002
Most Yards Penalized, Opponent, Season
1,167 1998
Fewest Yards Penalized, Season
375 1961
565 1990*
Fewest Yards Penalized, Opponent, Season
399 1982*
614 1994*
Most Yards Penalized, Game
173 @ L.A. Rams, 9/22/67
Most Yards Penalized, Opponent, Game
169 @ Det., 10/25/98
Fewest Yards Penalized, Game
0 6 times, last vs. Chi., 12/3/72
Fewest Yards Penalized, Opponent, Game
0 3 times, last @ NYJ, 11/23/97

BLOCKED KICKS

Most, Season
13 1976, 1979
Most, Season, Opponent
6 1961, 1974
Most, Game
4 @ T.B., 11/25/79 (2 pat, 1-fg, 1 punt)
Most, Game, Opponent
2 vs. Dal., 10/20/68 (2-fgs)
2 vs. Buf., 12/9/79 (1-fg, 1 punt)
2 @ Atl., 12/15/85 (2-fgs)
2 vs. Chi., 10/28/96 (1 punt, 1-fg)
2 @ Det., 11/23/17 (1 fg, 1 pat)



The Vikings bid fond farewell to Met Stadium at the end of the 1981 season, the squad's home field for 21 seasons, going 97-59-4 overall.

VIKINGS TOUCHDOWNS BY SEASON

Year	Offensive				Defensive			Special Teams				
	Rush	Pass	Fumble	Total	Int	Fumble	Total	Punt	Kick	Blk Punt	Blk FG	Total
1961	14	22	0	36	0	0	0	1	0	0	0	1
1962	7	22	0	29	1	1	2	0	0	0	0	0
1963	17	16	0	33	2	2	4	1	1	0	0	2
1964	14	23	0	37	4	1	5	0	0	0	0	0
1965	19	21	0	40	2	0	2	0	1	1	0	2
1966	15	18	0	33	1	0	1	0	0	0	0	0
1967	10	11	0	21	2	1	3	0	1	0	0	1
1968	19	11	0	30	1	0	1	1	0	0	0	1
1969	15	24	1	40	2	0	2	0	0	1	0	1
1970	16	12	0	28	2	3	5	0	0	2	0	2
1971	14	9	0	23	1	1	2	0	0	0	0	0
1972	11	19	0	30	2	2	4	0	0	0	0	0
1973	14	16	0	30	2	0	2	0	0	1	0	1
1974	17	22	0	39	0	1	1	0	0	0	0	0
1975	18	27	1	46	0	2	2	0	0	0	0	0
1976	18	17	0	35	0	0	0	0	0	1	0	1
1977	9	19	0	28	0	1	1	0	0	1	0	1
1978	10	25	0	35	0	1	1	0	0	1	0	1
1979	9	23	0	32	0	0	0	0	0	0	0	0
1980	14	22	0	36	2	0	2	0	1	0	0	1
1981	8	27	0	35	0	1	1	0	1	0	0	1
1982	6	15	0	21	1	1	2	0	0	0	0	0
1983	17	15	0	32	0	1	1	0	0	1	0	1
1984	10	18	0	28	1	2	3	0	0	0	0	0
1985	19	22	0	41	1	1	2	0	0	0	0	0
1986	14	31	0	45	2	0	2	0	0	1	0	1
1987	20	21	0	41	0	0	0	1	0	0	0	1
1988	22	20	0	42	5	2	7	0	0	0	0	0
1989	12	17	0	29	2	4	6	0	1	0	0	1
1990	10	25	0	35	2	2	4	0	0	0	0	0
1991	18	16	0	34	2	0	2	0	0	0	0	0
1992	19	18	0	37	6	2	8	0	0	0	0	0
1993	8	18	0	26	2	0	2	0	0	0	0	0
1994	11	18	0	29	4	3	7	0	0	0	0	0
1995	10	33	0	43	2	2	4	1	0	0	0	1
1996	7	24	0	31	1	0	1	1	0	0	0	1
1997	14	26	0	40	0	2	2	0	0	0	0	0
1998	17	41	0	58	3	2	5	0	1	0	0	1
1999	13	32	0	45	1	0	1	1	2	0	0	3
2000	14	33	0	47	0	0	0	0	0	0	0	0
2001	10	23	0	33	1	1	2	0	0	0	0	0
2002	26	19	0	45	1	0	1	0	0	0	0	0
2003	15	32	0	47	4	0	4	0	0	0	0	0
2004	8	39	0	47	1	1	2	1	0	0	0	1
2005	10	18	0	28	3	0	3	1	1	0	0	2
2006	12	13	1	26	3	2	5	1	0	0	0	1
2007	22	12	0	34	6	2	8	0	1	0	0	1
2008	15	22	0	37	0	2	2	1	0	0	1	2
2009	19	34	0	53	0	1	1	0	2	0	0	2
2010	16	14	0	30	1	1	2	0	1	0	0	1
2011	18	20	0	38	0	0	0	0	1	0	0	1
2012	16	18	0	34	3	0	3	1	1	0	0	2
2013	23	18	0	41	0	1	1	1	2	0	0	3
2014	12	17	1	30	2	1	3	0	0	2	0	2
2015	18	14	0	32	2	1	3	1	2	0	0	3
2016	9	20	0	29	2	2	4	2	1	0	0	3
2017	15	25	0	40	1	0	1	0	0	0	0	0
2018	9	30	0	39	1	2	3	0	0	0	0	0
2019	19	26	0	45	1	1	2	0	0	0	0	0
2020	20	35	0	55	0	0	0	0	0	0	0	0
2021	10	34	0	44	2	0	1	0	2	0	0	2
2022	2	5	0	7	0	0	0	0	0	0	0	0



Fran Tarkenton hands off to Tommy Mason, a pair of the early stars that put the Vikings franchise on the NFL map.

VIKINGS IN FINAL NFL OFFENSIVE/DEFENSIVE RANKINGS (YARDS GAINED/ALLOWED)

* Led NFL

Year	Offense			Defense		
	Total	Rush	Pass	Total	Rush	Pass
1961	12	7	13	14	14	13
1962	12	6	11	12	10	11
1963	11	4	12	9	7	10
1964	6	2	11	10	5	13
1965	4	2	8	7	9	6
1966	4	3	7	6	7	2
1967	14	9	14	6	15	3
1968	14	6	15	5	11	3
1969	10	4	12	*1	2	*1
1970	19	14	14	*1	5	*1
1971	23	17	25	2	6	3
1972	12	20	3	5	16	*1
1973	7	6	14	12	11	12
1974	3	15	2	10	5	18
1975	5	10	3	*1	*1	*1
1976	6	18	4	6	17	*1
1977	14	21	6	11	21	3
1978	17	28	2	14	10	19
1979	19	23	12	18	26	11
1980	11	27	3	26	25	24
1981	6	28	2	17	15	18
1982	14	22	5	19	14	19
1983	20	20	13	19	25	6
1984	25	18	22	28	27	26
1985	16	27	7	16	22	15
1986	4	16	5	11	13	13
1987	15	11	20	10	11	16
1988	7	20	4	*1	5	2
1989	14	7	17	*1	11	*1
1990	12	15	11	13	21	3
1991	10	4	21	14	20	13
1992	11	7	18	8	14	7
1993	17	21	14	*1	6	6
1994	3	20	3	5	*1	21
1995	4	16	5	20	4	28
1996	12	24	8	16	24	9
1997	8	6	14	29	23	23
1998	2	11	*1	13	11	19
1999	3	14	5	27	14	30
2000	5	6	7	28	15	28
2001	12	25	7	27	30	18
2002	2	*1	9	26	10	29
2003	*1	4	4	23	17	26
2004	4	18	2	28	21	29
2005	25	27	20	21	19	22
2006	23	16	18	8	*1	31
2007	13	*1	28	20	*1	32
2008	17	5	25	6	*1	18
2009	5	13	8	6	2	19
2010	23	10	26	8	9	10
2011	18	4	28	21	11	26
2012	20	2	31	16	11	24
2013	13	8	23	31	16	31
2014	27	14	28	14	25	7
2015	29	4	31	13	17	12
2016	28	32	18	3	20	3
2017	11	7	11	*1	2	2
2018	20	30	13	4	15	3
2019	16	6	23	14	13	15
2020	4	5	14	27	27	25
2021	12	17	11	30	26	28



From 1965-76 the vaunted Vikings defense ranked in the NFL's top 10 in 11 of the 12 seasons and was a driving force for the club's success.

VIKINGS OPENING DAY RESULTS (ALL-TIME RECORD 35-26-1)

DATE	OPPONENT (ATTENDANCE)	RESULT	HEAD COACH	STARTING QB	FINAL RECORD
9/17/1961	vs. Chicago (32,236)	W, 37-13	Norm Van Brocklin	George Shaw	3-11
9/16/1962	at Green Bay (38,669)	L, 7-34	Norm Van Brocklin	Fran Tarkenton	2-11-1
9/15/1963	at San Francisco (30,781)	W, 24-20	Norm Van Brocklin	Fran Tarkenton	5-8-1
9/13/1964	vs. Baltimore Colts (35,563)	W, 34-24	Norm Van Brocklin	Fran Tarkenton	8-5-1
9/19/1965	at Baltimore Colts (56,562)	L, 16-35	Norm Van Brocklin	Fran Tarkenton	7-7
9/11/1966	at San Francisco (29,312)	T, 20-20	Norm Van Brocklin	Fran Tarkenton	4-9-1
9/17/1967	vs. San Francisco (39,638)	L, 21-27	Bud Grant	Ron VanderKelen	3-8-3
9/14/1968	vs. Atlanta (45,563)	W, 47-7	Bud Grant	Joe Kapp	8-6-6#
9/21/1969	at NY Giants (62,900)	L, 23-24	Bud Grant	Gary Cuozzo	12-2-6#
9/20/1970	vs. Kansas City (47,900)	W, 24-10	Bud Grant	Gary Cuozzo	12-2-6#
9/20/1971	at Detroit (54,418)	W, 16-13	Bud Grant	Gary Cuozzo	11-3-6#
9/18/1972	vs. Washington (47,900)	L, 21-24	Bud Grant	Fran Tarkenton	7-7
9/16/1973	vs. Oakland (46,619)	W, 24-16	Bud Grant	Fran Tarkenton	12-2-6#
9/15/1974	at Green Bay (56,312)	W, 32-17	Bud Grant	Fran Tarkenton	10-4-6#
9/21/1975	vs. San Francisco (48,418)	W, 27-17	Bud Grant	Fran Tarkenton	12-2-6#
9/12/1976	at New Orleans (58,156)	W, 40-9	Bud Grant	Fran Tarkenton	11-2-1-6#
9/18/1977	vs. Dallas (47,678)	L, 10-16 (OT)	Bud Grant	Fran Tarkenton	9-5-6#
9/3/1978	at New Orleans (54,187)	L, 24-31	Bud Grant	Fran Tarkenton	8-7-1-6#
9/2/1979	vs. San Francisco (46,539)	W, 28-22	Bud Grant	Tommy Kramer	7-9
9/7/1980	vs. Atlanta (44,733)	W, 24-23	Bud Grant	Tommy Kramer	9-7-6#
9/5/1981	at Tampa Bay (66,287)	L, 13-21	Bud Grant	Steve Dils	7-9
9/12/1982	vs. Tampa Bay (58,440)	W, 17-10	Bud Grant	Tommy Kramer	5-4-6#
9/4/1983	at Cleveland (70,087)	W, 27-21	Bud Grant	Tommy Kramer	8-8
9/2/1984	vs. San Diego (57,276)	L, 13-42	Les Steckel	Tommy Kramer	3-13
9/8/1985	vs. San Francisco (57,375)	W, 28-21	Bud Grant	Tommy Kramer	7-9
9/7/1986	vs. Detroit (54,851)	L, 10-13	Jerry Burns	Tommy Kramer	9-7
9/13/1987	vs. Detroit (57,061)	W, 34-19	Jerry Burns	Wade Wilson	8-7-#
9/4/1988	at Buffalo (76,783)	L, 10-13	Jerry Burns	Wade Wilson	11-5-#
9/10/1989	vs. Houston (54,015)	W, 38-7	Jerry Burns	Wade Wilson	10-6-6#
9/9/1990	at Kansas City (68,363)	L, 21-24	Jerry Burns	Wade Wilson	6-10
9/1/1991	at Chicago (64,112)	L, 6-10	Jerry Burns	Wade Wilson	8-8
9/6/1992	at Green Bay (58,617)	W, 23-20 (OT)	Dennis Green	Rich Gannon	11-5-6#
9/5/1993	at LA Raiders (44,120)	L, 7-24	Dennis Green	Jim McMahon	9-7-#
9/4/1994	at Green Bay (59,487)	L, 10-16	Dennis Green	Warren Moon	10-6-6#
9/3/1995	at Chicago (63,036)	L, 14-31	Dennis Green	Warren Moon	8-8
9/1/1996	vs. Detroit (52,972)	W, 17-13	Dennis Green	Warren Moon	9-7-#
8/31/1997	at Buffalo (79,139)	W, 34-13	Dennis Green	Brad Johnson	9-7-#
9/6/1998	vs. Tampa Bay (62,538)	W, 31-7	Dennis Green	Brad Johnson	15-1-6#
9/12/1999	at Atlanta (69,555)	W, 17-14	Dennis Green	Randall Cunningham	10-6-#
9/3/2000	vs. Chicago (64,104)	W, 30-27	Dennis Green	Daunte Culpepper	11-5-6#
9/9/2001	vs. Carolina (64,108)	L, 13-24	Dennis Green	Daunte Culpepper	5-11
9/8/2002	at Chicago (63,226) *	L, 23-27	Mike Tice	Daunte Culpepper	6-10
9/7/2003	at Green Bay (70,505)	W, 30-25	Mike Tice	Daunte Culpepper	9-7
9/12/2004	vs. Dallas (64,105)	W, 35-17	Mike Tice	Daunte Culpepper	8-8-#
9/11/2005	vs. Tampa Bay (63,939)	L, 13-24	Mike Tice	Daunte Culpepper	9-7
9/11/2006	at Washington (90,608)	W, 19-16	Brad Childress	Brad Johnson	6-10
9/9/2007	vs. Atlanta (62,815)	W, 24-3	Brad Childress	Tarvaris Jackson	8-8
9/8/2008	at Green Bay (71,004)	L, 19-24	Brad Childress	Tarvaris Jackson	10-6-6#
9/13/2009	at Cleveland (70,560)	W, 34-20	Brad Childress	Brett Favre	12-4-6#
9/9/2010	at New Orleans (70,051)	L, 9-14	Brad Childress	Brett Favre	6-10
9/11/2011	at San Diego (66,716)	L, 17-24	Leslie Frazier	Donovan McNabb	3-13
9/9/2012	vs. Jacksonville (56,607)	W, 26-23 (OT)	Leslie Frazier	Christian Ponder	10-6-#
9/8/2013	at Detroit (62,461)	L, 24-34	Leslie Frazier	Christian Ponder	5-10-1
9/7/2014	at St. Louis (55,919)	W, 34-6	Mike Zimmer	Matt Cassel	7-9
9/14/2015	at San Francisco (70,499)	L, 3-20	Mike Zimmer	Teddy Bridgewater	11-5-6#
9/11/2016	at Tennessee (63,816)	W, 25-16	Mike Zimmer	Shaun Hill	8-8
9/11/2017	vs. New Orleans (66,606)	W, 29-19	Mike Zimmer	Sam Bradford	13-3-6#
9/9/2018	vs. San Francisco (66,673)	W, 24-16	Mike Zimmer	Kirk Cousins	8-7-1
9/8/2019	vs. Atlanta (66,714)	W, 28-12	Mike Zimmer	Kirk Cousins	10-6-#
9/13/2020	vs. Green Bay (0)	L, 34-43	Mike Zimmer	Kirk Cousins	7-9
9/12/2021	at Cincinnati (56,525)	L, 24-27 (OT)	Mike Zimmer	Kirk Cousins	8-9
9/10/2022	vs. Green Bay (66,959)	W, 23-7	Kevin O'Connell	Kirk Cousins	

* at Champaign, IL # qualified for playoffs 6 won division

VIKINGS OPENING DAY HIGHS

PASSING YARDS	
395.....Tommy Kramer..... vs. Atl, 9/7/80	
361.....Steve Dils..... at T.B., 9/5/81	
351.....Kirk Cousins..... at Cin., 9/12/21	

PASSING TDs	
5.....Daunte Culpepper..... vs. Dal., 9/12/04	
4.....Tommy Kramer..... vs. S.F., 9/2/79	
4.....Fran Tarkenton..... vs. Chi., 9/17/61	

RUSHING YARDS	
169.....Adrian Peterson..... at Cle., 9/13/09	
180.....Robert Smith..... at Buf., 8/31/97	
140.....Terry Allen..... at K.C., 9/9/90	

RUSHING TDs	
3.....Adrian Peterson..... at Cle., 9/13/09	
3.....Daunte Culpepper..... vs. Chi., 9/3/00	

LONGEST RUNS	
781.....Robert Smith..... at Buf., 8/31/97	
781.....Adrian Peterson..... at Buf., 8/31/97	
73.....Dave Osborn..... vs. S.F., 9/17/67	

RECEIVING YARDS	
184.....Justin Jefferson..... vs. G.B., 9/11/22	
160.....Ahmad Rashad..... vs. Atl., 9/7/80	
157.....Adam Thielen..... vs. N.O., 9/11/17	
152.....Gene Washington..... at NYG, 9/21/69	
152.....Ahmad Rashad..... vs. S.F., 9/2/79	

RECEIVING TDs	
4.....Ahmad Rashad..... vs. S.F., 9/2/79	
2.....Rickey Young..... at N.O., 9/3/78	
2.....Herschel Walker..... at K.C., 9/9/90	
2.....Stefon Diggs..... vs. N.O., 9/11/17	
2.....Adam Thielen..... vs. G.B., 9/13/20	
2.....Adam Thielen..... at Cin., 9/12/21	
2.....Justin Jefferson..... vs. G.B., 9/11/22	

PASS RECEPTIONS	
12.....Rickey Young..... at N.O., 9/3/78	
12.....Ted Brown..... at T.B., 9/5/81	
11.....Ahmad Rashad..... vs. Atl., 9/7/80	

LONGEST RECEPTIONS	
731.....Anthony Carter..... vs. Det., 9/13/87	
66.....Randy Moss..... vs. Chi., 9/3/00	
64.....Justin Jefferson..... vs. G.B., 9/11/22	

COMBINED NET YARDS	
200.....Herschel Walker..... at K.C., 9/9/90	
198.....Adrian Peterson..... at Cle., 9/13/09	
193.....Terry Allen..... at K.C., 9/9/90	

QB SACKS	
3.0.....Keith Millard..... vs. Hou., 9/10/89	
2.0.....Brian Robison..... vs. Atl., 9/9/07	
2.0.....John Randle..... at Buf., 8/31/97	
2.0.....Everson Griffen..... at StL., 9/7/14	
2.0.....Michael Pierce..... at Cin., 9/12/21	

TOTAL TACKLES	
21.....Ed McDaniel..... at G.B., 9/4/94	
16.....Jeff Siemon..... at N.O., 9/3/78	

INTERCEPTIONS	
2.....Larry Vargo..... at Bal., 9/19/65	
2.....Paul Krause..... vs. Was., 9/18/72	
2.....Jeff Siemon..... vs. Was., 9/18/72	
2.....Jeff Brady..... vs. Det., 9/1/96	
2.....Corey Chavous..... at G.B., 9/7/03	
2.....Anthony Harris..... vs. Atl., 8/9/19	

LONGEST INTERCEPTION RETURNS	
81t.....Darren Sharper..... vs. T.B., 9/11/05	
88t.....Harrison Smith..... at StL., 9/17/21	
77.....Brian Williams..... at G.B., 9/7/03	
77t.....Eric Kendricks..... at Tenn., 9/11/16	

LONGEST KICKOFF RETURNS	
103t.....Percy Harvin..... at S.D., 9/11/11	
71.....Clinton Jones..... at NYG, 9/21/69	
61.....Condrelle Patterson..... at Tenn., 9/11/16	

LONGEST PUNT RETURNS	
36.....Darius Reynaud..... at Cle., 9/13/09	
29.....Leonard Willis..... at N.O., 9/12/76	
27.....Mewelde Moore..... at Was., 9/11/06	

LONGEST FIELD GOALS	
56.....Greg Joseph..... vs. G.B., 9/11/22	
55.....Blair Walsh..... vs. Jax., 9/3/12	
53.....Greg Joseph..... at Cin., 9/12/21	
53.....Paul Edinger..... vs. T.B., 9/11/05	

LONGEST PUNTS	
77.....Mike Mercer..... at G.B., 9/16/62	
65.....Randall Cunningham..... at Buf., 8/31/97	

PLAYOFF RECORDS

VIKINGS ALL-TIME PLAYOFF LEADERS

PASSING (MINIMUM 100 ATTEMPTS)

Player	G	Att.	Cmp.	Pct.	Yds.	TD	Lg	Int	Rtg
1. Cunningham, R. (1997-99)	5	151	79	52.3	1,036	9	66t	3	85.9
2. Kapp, Joe (1967-69)	4	101	61	60.3	835	3	28	3	84.4
3. Culpepper, D. (1999-05)	4	134	73	54.5	980	8	68t	5	82.3
4. Wilson, Wade (1981-91)	6	185	99	53.5	1,322	7	63	6	75.6
5. Tarkenton, Fran. (1961-66, 72-78)	11	292	149	51.0	1,803	11	57	17	58.6

RUSHING

Player	G	Att.	Yds.	Avg.	Lg	TD
1. Foreman, Chuck (1973-79)	13	229	860	3.8	62	7
2. Smith, Robert (1993-00)	9	145	590	4.1	27	1
3. Peterson, Adrian (2007-16)	5	116	412	3.6	40t	5
4. Osborn, Dave (1965-75)	13	109	380	3.5	22	5
5. Reed, Oscar (1968-74)	9	56	229	4.1	46	0
6. Nelson, Darrin (1982-89, '91-92)	7	46	170	3.7	14	0
7. Brown, Ted (1979-86)	3	42	160	3.8	18t	3
8. Kapp, Joe (1967-69)	4	27	160	5.9	19	2
9. Hoard, Leroy (1996-99)	6	41	155	3.8	12	4
10. Brown, Bill (1962-74)	12	42	139	3.3	19	1

RECEIVING

Player	G	No.	Yds.	Avg.	Lg	TD
1. Carter, Cris (1990-01)	12	60	842	14.0	66t	8
2. Foreman, Chuck (1973-79)	13	45	447	9.9	57	0
3. Carter, Anthony (1985-93)	8	37	644	17.4	63	1
4. Moss, Randy (1998-04)	8	35	723	20.7	68t	9
5. Voigt, Stu (1970-80)	14	30	362	12.1	28	3
6. Jordan, Steve (1982-94)	11	26	343	13.2	36	1
7. Henderson, John (1968-72)	6	23	309	13.4	46	0
8. Diggs, Stefon (2015-19)	5	22	279	12.7	61t	2
9t. Thielen, Adam (2014-)	5	21	281	13.4	43	0
9t. Reed, Jake (1991-99, '01)	8	21	353	16.8	53	2
11t. Rashad, Ahmad (1976-82)	7	20	278	13.9	35	1
11t. Smith, Robert (1993-00)	9	20	153	7.7	32	1

PUNTING (MINIMUM 20 PUNTS)

Player	G	No.	Avg.	Lg	Blk
1. Kluwe, Chris (2005-12)	4	22	45.2	61	0
2. Berger, Mitch (1996-01)	9	41	40.1	63	0
3. Clabo, Neil (1975-77)	4	41	38.6	52	0
4. Coleman, Greg (1978-87)	4	20	38.3	46	1
5. Eischeid, Mike (1972-74)	6	31	38.1	52	1

INTERCEPTIONS

Player	G	No.	Yds.	Avg.	Lg	TD
1. Bryant, Bobby (1967-80)	14	6	80	13.3	63t	1
2t. Browner, Joey (1983-91)	6	3	40	13.3	26	0
2t. Wright, Jeff (1971-77)	12	3	34	11.3	18	0
2t. Wright, Nate (1971-80)	12	3	26	8.7	26	0
2t. Turner, John (1979-83, 85, 87)	4	3	25	8.3	17	0
2t. Krause, Paul (1968-79)	19	3	14	4.7	14	0
2t. Griffith, Robert (1994-01)	8	3	46	15.3	31	0
8t. Rutland, Reggie (1987-92)	6	2	45	22.5	45t	1
8t. Hilgenberg, Wally (1968-79)	19	2	0	0.0	0	0
8t. Tate, Robert (1997-01)	5	2	5	2.5	4	0

PUNT RETURNS (MINIMUM 10 RETURNS)

Player	G	No.	Yds.	Avg.	Lg	TD
1. Carter, Anthony (1985-93)	8	17	259	15.2	84t	1

KICKOFF RETURNS (MINIMUM 10 RETURNS)

Player	G	No.	Yards	Avg.	Lg	TD
1. Palmer, David (1994-00)	6	22	517	23.5	51	0
2. West, Charlie (1968-73)	8	18	387	21.5	51	0
3. Nelson, Darrin (1982-89, 91-92)	8	11	233	21.2	34	0

SCORING

Player	G	TD	PAT	FG	2pt	Tot
1. Cox, Fred (1963-77)	19	--	38	11	--	71
2. Moss, Randy (1998-04)	8	9	--	--	--	54
3. Carter, Cris (1990-01)	12	8	--	--	--	1 50
4. Anderson, Gary (1998-02)	6	--	17	9	--	44
5. Nelson, Chuck (1986-88)	5	--	13	10	--	43
6. Foreman, Chuck (1973-79)	13	6	--	--	--	36
7t. White, Sammy (1976-86)	9	5	--	--	--	30
7t. Gilliam, John (1972-75)	7	5	--	--	--	30
7t. Osborn, Dave (1965-75)	14	5	--	--	--	30
7t. Hoard, Leroy (1996-99)	7	5	--	--	--	30
7t. Peterson, Adrian (2007-16)	5	5	--	--	--	30

FIELD GOALS (MINIMUM 10 MADE)

Player	G	Att.	Made	Pct.	Lg
1. Nelson, Chuck (1986-88)	5	11	10	.909	47
2. Cox, Fred (1963-77)	19	18	11	.611	44

BIG DAYS/PLAYOFFS

100 YARDS RUSHING

140	Robert Smith vs. Dal., 1/9/00
124	Robert Smith vs. Ari., 1/10/99
122	Adrian Peterson @ N.O., 1/24/10
118	Chuck Foreman vs. LA Rams, 12/26/76
114	Chuck Foreman vs. StL., 12/21/74
108	Dave Osborn vs. Cle., 1/4/70
105	Chuck Foreman vs. Was., 12/18/76
101	Brent McClanahan vs. Was., 12/18/76
101	Chuck Foreman @ LA Rams, 12/26/77

250 YARDS PASSING

424	Jeff George @ StL., 1/16/00
331	Randall Cunningham @ S.F., 1/3/98
318	Case Keenum vs. N.O., 1/14/18
316	Daunte Culpepper @ Phi., 1/16/05
310	Brett Favre @ N.O., 1/24/10
302	Daunte Culpepper vs. N.O., 1/6/01
298	Wade Wilson @ S.F., 1/9/88
292	Warren Moon vs. Chi., 1/1/95
287	Joe Kapp @ Balt., 12/22/68
284	Daunte Culpepper @ G.B., 1/9/05
271	Case Keenum @ Phil., 1/21/18
266	Randall Cunningham vs. Atl., 1/17/99
255	Wade Wilson @ S.F., 1/1/89
253	Tommy Kramer vs. Atl., 1/9/83
253	Wade Wilson vs. LA Rams, 12/26/88
252	Tommy Kramer @ Was., 1/15/83

100 YARDS RECEIVING

227	Anthony Carter @ S.F., 1/9/88
188	Randy Moss @ StL., 1/16/00
159	Amp Lee vs. Chi., 1/1/95
149	Steve Jordan @ S.F., 1/6/90
141	Sidney Rice vs. Dal., 1/17/10
137	Stefon Diggs vs. N.O., 1/14/18
129	Adam Thielen @ N.O., 1/5/20
127	Randy Moss vs. Dal., 1/9/00
121	Randy Moss vs. N.O., 1/6/01
120	Gene Washington vs. Cle., 1/4/70
120	Cris Carter, vs. N.O., 1/6/01
119	Marcus Robinson @ Phil., 1/19/05
114	Jake Reed @ S.F., 1/3/98
111	John Henderson vs. K.C., 1/11/70
111	Cris Carter @ StL., 1/16/00
102	Anthony Carter vs. LA Rams, 12/26/88
102	Bernard Berrian @ N.O., 1/24/10

BOLD - Active in 2022 for Vikings

INDIVIDUAL PLAYOFF RECORDS

COACHES

Playoff Seasons

- 12 Bud Grant, 1968-71, 73-78, 80, 82
- 12 Dennis Green, 1992-94, 96-00
- 3 Mike Zimmer, 2015, '17, '19
- 3 Jerry Burns, 1987-89
- 2 Brad Childress, 2008-09

Consecutive Playoff Seasons

- 6 Bud Grant, 1973-78
- 5 Dennis Green, 1996-00
- 4 Bud Grant, 1968-71
- 3 Dennis Green, 1992-94
- 3 Jerry Burns, 1987-89
- 2 Brad Childress, 2008-09

Playoff Wins

- 10 Bud Grant (10-12)
- 4 Dennis Green (4-8)
- 3 Jerry Burns (3-3)
- 2 Mike Zimmer (2-3)

SERVICE

Most Seasons

- 11 Ron Yary, 1968-71, 1973-78, 80
- 10 Carl Eller, 1968-71, 1973-78
- 10 Wally Hilgenberg, 1968-71, 1973-78
- 10 Paul Krause, 1968-71, 1973-78
- 10 Jim Marshall, 1968-71, 1973-78
- 10 Mick Tingelhoff, 1968-71, 1973-78

Most Games Played

- 20 Ron Yary, 1968-81
- 19 Carl Eller, 1964-78
- 19 Wally Hilgenberg, 1968-79
- 19 Paul Krause, 1968-79
- 19 Jim Marshall, 1968-79
- 19 Mick Tingelhoff, 1968-78

Most Consecutive Games Played

- 20 Ron Yary, 1968-80
- 19 Wally Hilgenberg, 1968-78
- 19 Jim Marshall, 1968-78
- 19 Mick Tingelhoff, 1968-78
- 18 Carl Eller, 1968-78
- 18 Paul Krause, 1968-78

Most Games Started

- 19 Jim Marshall, 1968-79
- 19 Mick Tingelhoff, 1968-78
- 19 Carl Eller, 1968-78
- 19 Paul Krause, 1968-79

Most Consecutive Games Started

- 19 Carl Eller, 1968-78
- 19 Jim Marshall, 1968-79
- 19 Mick Tingelhoff, 1968-78
- 19 Paul Krause, 1968-79

SCORING

Total Points

- 18 Adrian Peterson @ N.O., 1/24/10
- 18 Sidney Rice vs. Dal., 1/17/10
- 18 Leroy Hoard vs. Ari., 1/10/99
- 18 Chuck Nelson @ S.F., 1/9/88

Touchdowns

- 3 Adrian Peterson @ N.O., 1/24/10 (3 rush)
- 3 Sidney Rice vs. Dal., 1/17/10 (3 pass)
- 3 Leroy Hoard vs. Ari., 1/10/99 (2 rush, 1 pass)

Return Touchdowns

- 1 Paul Krause vs. S.F., 12/27/70 (22t FR)
- 1 Bobby Bryant vs. Dal., 12/30/73 (63t INT)
- 1 Nate Wright vs. St. L., 12/21/74 (20t FR)
- 1 Terry Brown vs. Pitt., 1/12/75 (0t BP)
- 1 Bobby Bryant vs. LA R., 12/26/76 (90t BFC)
- 1 Anthony Carter vs. N.O., 1/3/88 (84t PR)
- 1 Reggie Rutland vs. S.F., 1/9/88 (45t INT)

Safeties

- 1 Carl Eller vs. LA Rams, 12/27/69
- 1 Alan Page vs. Dal., 12/25/71
- 1 Team vs. Phil., 1/3/81

Field Goals Made

- 5 Chuck Nelson @ S.F., 1/9/88
- 3 Rick Danneimer vs. Atl., 1/9/83
- 3 Chuck Nelson @ N.O., 1/3/88
- 3 Eddie Murray @ NYG, 12/27/97
- 3 Blair Walsh vs. Sea., 1/10/16

Longest Field Goal

- 53 Kai Forbath vs. N.O., 1/14/18
- 52 Fuad Revez @ NYG, 1/9/94
- 49 Kai Forbath vs. N.O., 1/14/18

Field Goals Attempted

- 5 Chuck Nelson @ S.F., 1/9/88 (5 FG)

Extra Points Attempted-Made

- 5-5 Fred Cox vs. Wash., 12/18/76
- 5-5 Chuck Nelson @ N.O., 1/3/88
- 5-5 Gary Anderson vs. Ari., 1/10/99

RUSHING

Yards

- 140 Robert Smith vs. Dal., 1/9/00
- 124 Robert Smith vs. Ari., 1/10/99
- 122 Adrian Peterson @ N.O., 1/24/10

Rushing Attempts

- 31 Chuck Foreman @ LA Rams, 12/26/77
- 28 Robert Smith vs. Dal., 1/9/00
- 28 Dalvin Cook @ N.O., 1/5/20

Touchdowns Rushing

- 3 Adrian Peterson @ N.O., 1/24/10
- 2 Dave Osborn vs. LA Rams, 12/27/69
- 2 Chuck Foreman vs. Was., 12/18/76
- 2 Alfred Anderson vs. LA Rams, 12/26/88
- 2 Leroy Hoard vs. Ari., 1/10/99
- 2 Adrian Peterson vs. Phil., 1/4/09
- 2 Dalvin Cook @ N.O., 1/5/20

Rushing Average (Min. 10 Attempts)

- 7.9 Chuck Foreman vs. LA Rams, 12/26/76 (15-118)
- 6.5 Robert Smith vs. Ari., 1/10/99 (19-124)
- 6.0 Dave Osborn vs. Cle., 1/4/70 (18-108)

Longest Run

- 62 Chuck Foreman vs. LA Rams, 12/26/76
- 46 Oscar Reed vs. Was., 12/22/73
- 41 Brent McClanahan vs. Was., 12/18/76
- 40t Adrian Peterson vs. Phil., 1/4/09 (td)
- 30t Chuck Foreman vs. Was., 12/18/76 (td)
- 30 Daunte Culpepper vs. N.O., 1/6/01

PASSING

Passing Yards

- 424 Jeff George @ Stl., 1/16/00
- 331 Randall Cunningham @ S.F., 1/3/98
- 318 Case Keenum vs. N.O., 1/14/18
- 316 Daunte Culpepper @ Phil., 1/16/05
- 310 Brett Favre @ N.O., 1/24/10
- 302 Daunte Culpepper vs. N.O., 1/6/01

Pass Attempts

- 52 Warren Moon vs. Chi., 1/1/95
- 48 Randall Cunningham vs. Atl., 1/17/99

Pass Completions

- 29 Warren Moon vs. Chi., 1/1/95
- 29 Randall Cunningham vs. Atl., 1/17/99
- 29 Jeff George @ Stl., 1/16/00

Touchdown Passes

- 4 Jeff George @ Stl., 1/16/00
- 4 Daunte Culpepper @ G.B., 1/9/05
- 4 Brett Favre vs. Dal., 1/17/10
- 3 Fran Tarkenton vs. Was., 12/18/76
- 3 Randall Cunningham @ S.F., 1/3/98
- 3 Randall Cunningham vs. Ari., 1/10/99
- 3 Jeff George vs. Dal., 1/9/00
- 3 Daunte Culpepper vs. N.O., 1/6/01

Lowest Interception Percentage (attempts)

- 0.0 Randall Cunningham vs. Atl., 1/17/99 (48)
- 0.0 Tommy Kramer @ Wash., 1/15/83 (39)
- 0.0 Kirk Cousins @ N.O., 1/5/20 (31)

Passes Had Intercepted

- 5 Tommy Kramer @ Phil., 1/3/81

Completion Percentage

(Min. 20 attempts)

- 72.4 Kirk Cousins @ S.F., 1/11/20 (21-29)
- 70.8 Teddy Bridgewater vs. Sea., 1/10/16 (17-24)
- 65.5 Daunte Culpepper @ G.B., 1/9/05 (19-29)

Passer Rating

(Min. 20 attempts)

- 137.1 Daunte Culpepper @ G.B., 1/9/05
- 134.4 Brett Favre vs. Dal., 1/17/10
- 120.6 Wade Wilson @ N.O., 1/3/88
- 120.6 Daunte Culpepper vs. N.O., 1/6/01

Longest Completion

- 75 Joe Kapp to Gene Washington vs. Cle., 1/4/70 (td)
- 68 Daunte Culpepper to Randy Moss vs. N.O., 1/6/01 (td)
- 68 Daunte Culpepper to Moe Williams, @ G.B., 1/5/05 (td)
- 66 Randall Cunningham to Chris Carter @ S.F., 1/3/98

Most Times Sacked

- 8 Wade Wilson @ Was., 1/17/88

PASS RECEIVING

Receptions

- 11 Amp Lee vs. Chi., 1/1/95
- 11 Jerick McKinnon @ Phil., 1/21/18
- 10 Anthony Carter @ S.F., 1/9/88
- 9 Steve Jordan @ S.F., 1/6/90
- 9 Randy Moss @ St. L., 1/16/00
- 9 Bernard Berrian @ N.O., 1/24/10

Receiving Yards

- 227 Anthony Carter @ S.F., 1/9/88
- 188 Randy Moss @ Stl., 1/16/00
- 159 Amp Lee vs. Chi., 1/1/95
- 149 Steve Jordan @ S.F., 1/6/90
- 141 Sidney Rice vs. Dal., 1/17/10

Touchdowns Receiving

- 3 Sidney Rice vs. Dal., 1/17/10
- 2 John Gilliam vs. Was., 12/22/73
- 2 John Gilliam vs. Stl., 12/21/74
- 2 Sammy White vs. Was., 12/18/76
- 2 Chris Carter @ S.F., 1/3/98
- 2 Randy Moss @ Stl., 1/16/00
- 2 Randy Moss vs. N.O., 1/6/01
- 2 Randy Moss @ G.B., 1/9/05

RUSHING-RECEIVING

Yards

- 257 Anthony Carter @ S.F., 1/9/88, (ru-30, re-227)
- 199 Chuck Foreman @ LA Rams, 12/26/77, (ru-118, re-81)
- 198 Robert Smith vs. Dal., 1/9/00, (ru-140, re-58)

COMBINED YARDAGE

Yards

- 278 Anthony Carter @ S.F., 1/9/88 (ru-30, re-227, rt-21)
- 222 Anthony Carter @ N.O., 1/3/88 (ru-0, re-79, rt-143)

PUNTING

Punts

- 10 Bucky Scribner @ Was., 1/17/88

Punt Average (Min. 4 punts)

- 50.8 Mitch Berger vs. Atl., 1/17/99 1/6-203
- 49.7 Britton Colquitt @ N.O., 1/5/20 (6-298)

Long Punt

- 63 Mitch Berger vs. Atl., 1/17/99
- 61 3 times, last Britton Colquitt @ S.F., 1/11/20


PUNT RETURNS

Punt Returns

- 6 Anthony Carter @ N.O., 1/3/88
- 6 Rufus Bess vs. Atl., 1/9/83

Punt Return Yardage

- 143 Anthony Carter @ N.O., 1/3/88
- 65 Rufus Bess vs. Atl., 1/9/83



Gene Washington's 75-yard TD catch from Joe Kapp to help the Vikings win the 1969 NFL title still stands as the longest in team history.

Longest Punt Return

- 84 Anthony Carter @ N.O., 1/3/88 (td)
- 26 Anthony Carter @ Was., 1/17/88

Punt Return Average (3 returns)

- 23.8 Anthony Carter @ N.O., 1/3/88, (6-143)
- 14.3 Anthony Carter @ Wash., 1/17/88, (4-57)

Fair Catches

- 5 Bobby Bryant vs. S.F., 12/27/70
- 5 Marcus Sherels @ G.B., 1/5/13

KICKOFF RETURNS

Kickoff Returns

- 7 Robert Tate @ StL., 1/16/00

Kickoff Return Yardage

- 151 Robert Tate @ StL., 1/16/00
- 148 Ameer Abdullah @ S.F., 1/11/20

Longest Kickoff Return

- 61 Clinton Jones vs. Dal., 12/25/71
- 58 Robert Smith vs. Chi., 1/1/95

Kickoff Return Average (3 returns)

- 29.6 Ameer Abdullah @ S.F., 1/11/20, (5-148)

BLOCKED KICKS

Career

- 3 Matt Blair, 1974-82
- 2 Carl Eller, 1968-78

Game

- 1 Carl Eller vs. S.F., 12/27/70 (FG)
- 1 Matt Blair vs. Pitt., (SB IX) 1/12/75 (Punt)
- 1 Nate Allen vs. LA Rams, 12/26/76 (FG)
- 1 Matt Blair vs. LA Rams, 12/26/76 (Punt)
- 1 Fred McNeill vs. Oak., (SB XI) 1/9/77 (Punt)
- 1 Carl Eller @ Dallas, 1/1/78 (PAT)
- 1 Scott Studwell @ LA Rams, 12/31/78 (Punt)
- 1 Matt Blair @ Phil., 1/3/81 (FG)

INTERCEPTIONS

Interceptions

- 2 Bobby Bryant @ Dal., 12/30/73
- 2 Bobby Bryant vs. LA Rams, 12/26/76
- 2 John Turner vs. Atl., 1/9/83
- 2 Joey Browner vs. LA Rams, 12/26/88
- 2 Robert Griffith vs. Atl., 1/10/93

Interception Return Yardage

- 63 Bobby Bryant @ Dal., 12/30/73
- 46 Robert Griffith vs. Ariz., 1/10/99

Longest Interception Return

- 63t Bobby Bryant @ Dal., 12/30/73
- 45t Reggie Rutland @ S.F., 1/9/88
- 31 Robert Griffith vs. Ariz., 1/10/99
- 30 Steve Freeman @ N.O., 1/3/88
- 30 Anthony Harris @ N.O., 1/5/20



Anthony Carter had a remarkable series of games in the 1987 playoffs, including an 84-yard PR TD at New Orleans in the Wild Card game.

PASSES DEFENSED

Career

- 12 Bobby Bryant
- 11 Carl Lee
- 8 Paul Krause

Season

- 6 Jackie Wallace, 1974
- 6 Corey Fuller, 1998
- 6 Bobby Bryant, 1976

Game

- 5 Carl Lee vs. LA Rams, 12/26/88
- 4 Corey Fuller vs. Atl., 1/1/99
- 4 Jackie Wallace vs. Pitt. (SB IX), 1/12/75

FUMBLE RECOVERIES

Game

- 2 Paul Krause vs. S.F., 12/27/70
- 2 Gary Larsen @ Dal., 12/20/73
- 2 Matt Blair vs. LA Rams, 12/26/76

Longest Fumble Return (All TDs)

- 22 Paul Krause vs. S.F., 12/27/70
- 20 Nate Wright vs. StL., 12/21/74

SPECIAL TEAMS TACKLES

Career (solos and assists)

- 10 Harold Morrow
- 9 Moe Williams
- 9 Ray Berry

Season (solos and assists)

- 8 Lemanski Hall, 2000
- 6 Ray Berry, 1987

Game (solos and assists)

- 5 Lemanski Hall vs. N.O., 1/6/01
- 4 Nate Allen vs. Wash., 12/18/76
- 3 Jim Nelson vs. N.O., 1/6/01
- 3 Lemanski Hall @ NVG, 1/14/01

TACKLES

Career Total (solos and assists)

- 129 Jeff Siemon
- 123 Wally Hilgenberg
- 112 Alan Page

Season Total (solos and assists)

- 34 Jeff Siemon, 1974
- 32 Joey Browner, 1987
- 28 Roy Winston, 1969
- 28 Jeff Siemon, 1976

Game Total (solos and assists)

- 17 Jeff Siemon vs. Oak., 1/9/77
- 16 Wally Hilgenberg vs. Dal., 12/28/75
- 16 Jeff Siemon @ Phil., 1/3/81

SACKS

Career

- 10.5 Carl Eller (1964-78)
- 8.5 Alan Page (1967-78)
- 7.5 Jim Marshall (1961-79)
- 4.5 Everson Griffen (2010-19)

Season

- 4.0 Ray Edwards, 2009
- 3.0 Bob Lurtsema, 1974
- 3.0 Carl Eller, 1975
- 3.0 Chris Doleman, 1987

Game

- 3.0 Carl Eller vs. Dal., 12/28/75
- 3.0 Ray Edwards vs. Dal., 1/17/10
- 2.0 Carl Eller vs. LA Rams, 12/27/69
- 2.0 Alan Page vs. Dal., 12/25/71
- 2.0 Carl Eller vs. LA Rams, 12/26/76
- 2.0 Jim Marshall @ Dal., 1/1/78
- 2.0 Chris Doleman @ S.F., 1/9/88
- 2.0 Jason Fisk vs. Atl., 1/17/99
- 2.0 Jared Allen vs. Phil., 1/4/09



TEAM PLAYOFF RECORDS

SCORING

Most Points
44 @ N.O., 1/3/88, 44-10 W

Fewest Points
0 @ NYG, 1/14/01, 0-41 L

Opponent/Most Points
49 @ Stl., 1/16/00, 37-49 L

Opponent/Fewest Points
3 Dal., 1/27/10, 34-3 W

Most Decisive Win
34 @ N.O., 1/3/88, 44-10

Most Decisive Loss
41 @ NYG, 1/14/01, 0-41

Most Points Combined
86 @ Stl., 1/16/00, 37-49 L
62 vs. Ari., 1/10/99, 41-21 W

Most Points Overcome To Win Game
16 @ NYG, 12/27/97, 23-22 W
10 vs. LA Rams, 12/27/69, 23-20 W
8 vs. Atl., 1/9/83, 30-24 W



The Vikings held Dallas to 3 points in the 2009 NFC Divisional Round, the last playoff game at the Metrodome.

FIRST DOWNS

Most First Downs
31 @ N.O., 1/24/10
28 @ N.O., 1/3/88

Fewest First Downs
7 @ S.F., 1/11/20
9 vs. Pit., 1/12/75
9 @ NYG, 1/14/01

Most First Downs, Opponent
31 @ S.F., 1/3/98
31 @ NYG, 1/14/01

Fewest First Downs, Opponent
9 @ Dal., 12/30/73
9 @ N.O., 1/3/88
9 @ NYG, 1/14/01

Most First Downs, Rushing
14 @ Dal., 12/30/73
14 @ N.O., 1/3/88

Most First Downs, Rushing, Opponent
16 @ Dal., 12/28/96

Most First Downs, Passing
20 @ Stl., 1/16/00
19 vs. Atl., 1/17/99

Most First Downs, Passing, Opponent
19 @ NYG, 1/14/01

Most First Downs, Penalty
5 vs. N.O., 1/14/18
4 vs. Atl., 1/9/83
4 @ N.O., 1/24/10
4 vs. Sea., 1/10/16

Most First Downs, Penalty, Opponent
5 @ S.F., 1/3/98
5 vs. Ari., 1/10/99

Fewest First Downs, Rushing
0 @ S.F., 1/11/20
2 vs. K.C., 1/11/70
2 vs. Oak., 1/9/77
2 @ LA Rams, 12/31/78
2 @ S.F., 1/3/98
2 @ NYG, 1/14/01

Fewest First Downs, Rushing, Opponent
0 @ N.O., 1/3/88

Fewest First Downs, Passing
4 vs. Pit., 1/12/75
4 @ LA Rams, 12/26/77
4 vs. Was., 1/2/93

Fewest First Downs, Passing, Opponent
4 vs. Mia., 1/13/74
4 @ Was., 1/17/88

TOTAL YARDS

Most Net Yards Gained
476 @ Stl., 1/16/00
475 @ N.O., 1/24/10
429 vs. N.O., 1/6/01

Fewest Net Yards Gained
114 @ NYG, 1/14/01
123 vs. Pit., 1/12/75

Most Net Yards Gained, Opponent
518 @ NYG, 1/14/01

Fewest Net Yards Gained, Opponent
149 @ N.O., 1/3/88

RUSHING

Most Yards Rushing
222 vs. Cle., 1/4/70
210 @ N.O., 1/3/88

Fewest Yards Rushing
21 vs. Pit., 1/12/75
21 @ S.F., 1/11/20

Most Yards Rushing, Opponent
255 @ Dal., 12/28/96

Fewest Yards Rushing, Opponent
31 @ Stl., 1/16/00
50 @ Bal., 12/22/68

PASSING

Most Net Yards Passing
389 @ Stl., 1/16/00
340 vs. Chi., 1/1/95

Fewest Net Yards Passing
45 @ LA Rams, 12/25/77

Most Net Yards Passing, Opponent
380 @ NYG, 1/14/01

Fewest Net Yards Passing, Opponent
63 @ Dal., 12/30/73
63 vs. Mia., 1/13/74

Most Pass Attempts
61 vs. Chi., 1/1/95
50 @ Stl., 1/16/00

Fewest Pass Attempts
10 @ LA Rams, 12/26/77
13 vs. Cle., 1/4/70

Most Pass Attempts, Opponent
48 vs. N.O., 1/6/01
45 vs. LA Rams, 12/26/88

Fewest Pass Attempts, Opponent
7 vs. Mia., 1/13/74

Most Pass Completions
33 vs. Chi., 1/1/95
29 vs. Atl., 1/17/99
29 @ Stl., 1/16/00

Fewest Pass Completions
5 @ LA Rams, 12/26/77
6 vs. Was., 1/2/93

Most Completions, Opponent
30 vs. N.O., 1/6/01
29 @ NYG, 1/14/01

Fewest Completions, Opponent
6 vs. Mia., 1/13/74

Most QB Sacks
6 vs. Dal., 1/17/10

Most QB Sacks, Opponent
8 @ Was., 1/17/88

INTERCEPTIONS

Most Passes Intercepted
4 @ Dal., 12/30/73
4 @ N.O., 1/3/88
4 @ C.B., 1/9/05

Most Passes Intercepted, Opponent
5 @ Phi., 1/3/81

PENALTIES

Most Penalties
11 vs. Chi., 1/1/95

Fewest Penalties
1 vs. S.F., 12/27/70
1 @ S.F., 1/11/20

Most Penalties, Opponent
13 vs. Ari., 1/10/99

Fewest Penalties, Opponent
0 vs. Was., 12/22/73

Most Yards Penalized
108 @ Phi., 1/16/05

Fewest Yards Penalized
5 vs. S.F., 12/27/70

Most Yards Penalized, Opponent
107 vs. Pit., 1/12/75

PUNTING

Most Punts
10 @ Was., 1/17/88

Fewest Punts
1 vs. Ari., 1/10/99

Most Punts, Opponent
8 vs. S.F., 12/27/70
8 @ Dal., 1/1/78
8 @ Was., 1/17/88
8 @ C.B., 1/5/13

Fewest Punts, Opponent
1 @ Dal., 12/28/96
1 @ NYG, 1/14/01

Highest Average (4 Punts)
50.8 vs. Atl., 1/17/99

Highest Average (4 Punts), Opponent
51.3 @ N.O., 1/24/10

PUNT RETURNS

Most Punt Returns
6 @ N.O., 1/3/88

Most Punt Return Yards
143 @ N.O., 1/3/88

Most Punt Returns, Opponent
7 vs. LA Rams, 12/26/76

Most Punt Return Yards, Opponent
109 vs. Phi., 1/4/09

KICKOFF RETURNS

Most Kickoff Returns
8 @ Dal., 12/28/96
8 @ Stl., 1/16/00
8 @ NYG, 1/14/01

Most Kickoff Return Yards
174 @ Stl., 1/16/00

Most Kickoff Returns, Opponent
8 @ Was., 1/9/88

Most Kickoff Return Yards, Opponent
183 @ N.O., 1/24/10

FUMBLES

Most Fumbles
6 @ N.O., 1/24/10

Most Fumbles Lost
4 @ Dal., 12/28/96

Most Fumbles, Opponent
5 vs. S.F., 12/27/70

Most Fumbles Lost, Opponent
3 vs. S.F., 12/27/70
3 vs. LA Rams, 12/29/74

PLAYOFF RESULTS

1968 (8-6 regular season, NFL Central Champions)

Western Conference Championship
at Baltimore (60,238) 12/22/68 14-24 L

1969 (12-2 regular season, NFL Central Champions)

Western Conference Championship
vs. L.A. Rams (47,900) 12/27/69 23-20 W
NFL Championship
vs. Cleveland (47,900) 1/4/70 27-7 W
Super Bowl IV (New Orleans, LA)
vs. Kansas City (80,562) 1/11/70 7-23 L

1970 (12-2 regular season, NFC Central Champions)

NFC Divisional Playoffs
vs. San Francisco (46,050) 12/27/70 14-17 L

1971 (11-3 regular season, NFC Central Champions)

NFC Divisional Playoffs
vs. Dallas (49,100) 12/25/71 12-20 L

1973 (12-2 regular season, NFC Central Champions)

NFC Divisional Playoffs
vs. Washington (46,409) 12/22/73 27-20 W
NFL Championship Game
at Dallas (60,272) 12/30/73 27-10 W
Super Bowl VIII (Houston, TX)
vs. Miami (68,142) 1/13/74 7-24 L

1974 (10-4 regular season, NFC Central Champions)

NFC Divisional Playoffs
vs. St. Louis (44,626) 12/21/74 30-14 W
NFL Championship Game
vs. L.A. Rams (47,404) 12/29/74 14-10 W
Super Bowl IX (New Orleans, LA)
vs. Pittsburgh (80,997) 1/12/75 6-16 L

1975 (12-2 regular season, NFC Central Champions)

NFC Divisional Playoffs
vs. Dallas (46,425) 12/28/75 14-17 L

1976 (11-2-1 regular season, NFC Central Champions)

NFC Divisional Playoffs
vs. Washington (47,221) 12/18/76 35-20 W
NFL Championship Game
vs. L.A. Rams (47,191) 12/26/76 24-13 W
Super Bowl XII (Pasadena, CA)
vs. Oakland (103,438) 1/9/77 14-32 L

1977 (9-5 regular season, NFC Central Champions)

NFC Divisional Playoffs
at L.A. Rams (62,538) 12/26/77 14-7 W
NFL Championship Game
at Dallas (61,968) 1/1/78 6-23 L

1978 (8-7-1 regular season, NFC Central Champions)

NFC Divisional Playoffs
at L.A. Rams (69,631) 12/31/78 10-34 L

1980 (9-7 regular season, NFC Central Champions)

NFC Divisional Playoffs
at Philadelphia (68,434) 1/3/81 16-31 L

1982 (5-4 regular season, strike-shortened season)

NFC First-Round Playoffs
vs. Atlanta (60,560) 1/9/83 30-24 W
NFL Second-Round Playoffs
at Washington (54, 593) 1/15/83 7-21 L

1987 (8-7 regular season, NFC Central runner-up)

NFC First-Round Playoffs
at New Orleans (68,127) 1/3/88 44-10 W
NFL Divisional Playoffs
at San Francisco (62,547) 1/9/88 36-24 W
NFL Championship Game
at Washington (55,212) 1/17/88 10-17 L

1988 (11-5 regular season, NFC Central runner-up)

NFC First-Round Playoffs
vs. L.A. Rams (57,666) 12/26/88 28-17 W
NFL Divisional Playoffs
at San Francisco (61,848) 1/1/89 9-34 L

1989 (10-6 regular season, NFC Central Champions)

NFC Divisional Playoffs
at San Francisco (64,585) 1/6/90 13-41 L

1992 (11-5 regular season, NFC Central Champions)

NFC First-Round Playoffs
vs. Washington (57,353) 1/2/93 7-24 L

1993 (9-7 regular season, NFC Central runner-up)

NFC First-Round Playoffs
at N.Y. Giants (75,089) 1/9/94 10-17 L

1994 (10-6 regular season, NFC Central Champions)

NFC First-Round Playoffs
vs. Chicago (60,347) 1/1/95 18-35 L

1996 (9-7 regular season, NFC Central runner-up)

NFC First-Round Playoffs
at Dallas (64,682) 12/28/96 15-40 L

1997 (9-7 regular season, NFC Central 4th place)

NFC First-Round Playoffs
at N.Y. Giants (77,710) 12/27/97 23-22 W
NFL Divisional Playoffs
at San Francisco (65,018) 1/3/98 22-38 L

1998 (15-1 regular season, NFC Central Champions)

NFC Divisional Playoffs
vs. Arizona (63, 760) 1/10/99 41-21 W
NFL Championship
vs. Atlanta (64,060) 1/17/99 27-30 L (OT)

1999 (10-6 regular season, NFC Central runner-up)

NFC First-Round Playoffs
vs. Dallas (64,056) 1/9/00 27-10 W
NFL Divisional Playoffs
at St. Louis (66,194) 1/16/00 37-49 L

2000 (11-5 regular season, NFC Central Champions)

NFC Divisional Playoffs
vs. New Orleans (63,881) 1/6/01 34-16 W
NFL Championship
at NY Giants (79,310) 1/14/01 0-41 L

2004 (8-8 regular season, NFC North runner-up)

NFC First-Round Playoffs
at Green Bay (71,075) 1/9/05 31-17 W
NFL Divisional Playoffs
at Philadelphia (67,222) 1/16/05 14-27 L

2008 (10-6 regular season, NFC North Champions)

NFC First-Round Playoffs
vs. Philadelphia (61,746) 1/4/09 14-26 L

2009 (12-4 regular season, NFC North Champions)

NFC Divisional Playoffs
vs. Dallas (63,547) 1/17/10 34-3 W
NFL Championship
at New Orleans (71,276) 1/24/10 28-31 L (OT)

2012 (10-6 regular season, NFC North runner-up)

NFC First-Round Playoffs
at Green Bay (71,548) 1/5/13 10-24 L

2015 (11-5 regular season, NFC North Champions)

NFC First-Round Playoffs
vs. Seattle (52,090) 1/10/16 9-10 L

2017 (13-3 regular season, NFC North Champions)

NFC Divisional Playoffs
vs. New Orleans (66,612) 1/14/18 29-24 W
NFL Championship
at Philadelphia (69,596) 1/21/18 7-38 L

2019 (10-6 regular season, NFC North runner-up)

NFC First-Round Playoffs
at New Orleans (73,308) 1/5/20 26-20 W (OT)
NFL Divisional Playoffs
at San Francisco 1/11/20 10-27 L

THE LAST TIME - PLAYOFFS

BY THE VIKINGS	CATEGORY	BY AN OPPONENT
403 yards, vs New Orleans, 1/14/18	400 Yards Total Offense	456 yards, at Philadelphia, 1/21/18
Has never happened	500 Yards Total Offense	518 yards, at N.Y. Giants, 1/14/01
Case Keenum, 318 yards, vs. New Orleans, 1/14/18	300 Yards Passing In A Game By A Player	Nick Foles, 352 yards, at Philadelphia, 1/21/18
Jeff George, 424 yards, at St. Louis, 1/16/00	400 Yards Passing In A Game By A Player	Has never happened
Brett Favre, vs Dallas, 1/17/10	4 TD Passes In A Game By A Player	Kerry Collins (5), at N.Y. Giants, 1/14/01
Adrian Peterson, 122 yards, at New Orleans, 1/24/10	100 Yards Rushing In A Game By A Player	Tevin Coleman, 105 yards, at San Francisco, 1/11/20
Has never happened	200 Yards Rushing In A Game By A Player	Has never happened
Adam Thielen, 129 yards, at New Orleans, 1/5/20	100 Yards Receiving In A Game By A Player	Ike Hilliard, 155 yards, at N.Y. Giants, 1/14/01
Anthony Carter, 227 yards, at S.F., 1/9/88	200 Yards Receiving In A Game By A Player	Has never happened
Adrian Peterson, at New Orleans, 1/24/10	3 TDs Rushing In A Game By A Player	Has never happened
Sydney Rice, (47, 16, 45) vs. Dallas, 1/17/10	3 TD Catches In A Game By A Player	Has never happened
Adrian Peterson, at New Orleans, 1/24/10 (3 rushing)	3 TD In A Game By A Player	Nick Foles, at Philadelphia, 1/21/18 (3 passing)
Has never happened	4 TD In A Game By A Player	Has never happened
Has never happened	3 INTs In A Game By A Player	Has never happened
Anthony Carter, 84 yards, at New Orleans, 1/3/88	Punt Returned For A TD	Golden Richards, 63 yards, at Dallas, 12/30/73
Has never happened	Kickoff Returned For A TD	Tony Horne, 95 yards, at St. Louis, 1/16/00
Reggie Rutland, 27 yards, at San Francisco, 1/9/88	INT Returned For A TD	Patrick Robinson, 50 yards, at Philadelphia, 1/21/18
Nate Wright, 20 yards, vs. St. Louis, 12/21/74	Fumble Returned For A TD	Kevin Miniefield, 48 yards, vs. Chicago, 1/1/95
Scott Studwell, at L.A. Rams, 12/31/78	Punt Blocked	Spencer Tillman, at San Francisco, 1/6/90
Terry Brown, recovered in end zone, vs. Pittsburgh 1/12/75 (Blocked by Matt Blair)	Punt Blocked For TD	Doug Rogers recovered blocked kick in end zone, vs. Atlanta, 1/9/83 (Blocked by Paul Davis)
Has never happened	Punt Blocked For Safety	Has never happened
Ron Jaworski tackled in end zone by Doug Martin and Matt Blair, at Philadelphia, 1/3/81	Safety Recorded	Fran Tarkenton tackled in end zone, vs. Pittsburgh, 1/12/75
Matt Blair, at Philadelphia, 1/3/81	Field Goal Blocked	at Green Bay, 1/9/05
Bobby Bryant, 90 yards, vs. L.A. Rams, 12/26/76	Blocked FG Returned For A TD	Has never happened
Chuck Nelson, at San Francisco, 1/1/89	PAT Missed (1 pt.)	Mike Cofer, at San Francisco, 1/6/90
Carl Eller, at Dallas, 1/1/78	PAT Blocked	Has never happened
Has never happened	50 Points Scored In A Game	Has never happened
Minnesota 41, Miami 17, 12/16/18	40 Points Scored In A Game	N.Y. Giants 41, Minnesota 0, 1/14/01
Has never happened	Shutout Scored	N.Y. Giants 41, Minnesota 0, 1/14/01
Minnesota 26, New Orleans 20, 1/5/20	Overtime Victory	New Orleans 31, Minnesota 28, 1/24/10
Leroy Hoard run, at St. Louis, 1/16/00	Successful Two-Point Conversion	Has never happened

VIKINGS LORE

FRANCHISE FOUNDED – Minnesota was granted an NFL franchise at the league owners' meetings in Miami on Jan. 28, 1960. The team began play in 1961. The founding group consisted of Max Winter, E. William Boyer, H.P. Skoglund, Ole Haugsrud and Bernard H. Ridder, Jr.

ROSE NAMED GENERAL MANAGER – In August 1960, former Los Angeles Rams Public Relations Director Bert Rose was named the team's first General Manager.

TEAM NICKNAMED – In one of his first moves with the team, Bert Rose recommended the nickname "Vikings" to the Board of Directors. The name was selected because it represented both an aggressive person with the will to win and the Nordic tradition in the upper Midwest.

FIRST COLLEGE DRAFT – On Dec. 27, 1960, RB Tommy Mason of Tulane was taken with the 1st overall choice and the first-ever draft pick utilized by the Vikings. Also selected that year were QB Fran Tarkenton (3rd round) and DB Ed Sharrockman (5th round).

FIRST HEAD COACH – Norm Van Brocklin was selected as the first head coach in franchise history on Jan. 18, 1961. He retired as a player in 1960 after 12 seasons in the NFL as a Hall of Fame QB who led Philadelphia to the NFL title in his final season on the field in 1960. Known as "The Dutchman" his tenacious style was infamous as a player and coach.

EXPANSION DRAFT – Following the 1960 season, the Vikings were allowed to select 3 players from the roster of each team after each team was allowed to protect 30 of their 38 players. Dallas, a 1960 expansion team, was exempt from this process. Among the future Vikings stalwarts selected in the Jan. 26, 1961 Expansion Draft were OL Gady Alderman (Detroit) and RB Hugh McElhenny (San Francisco).

ASSIGNED CONFERENCE – On April 12, 1961, the NFL assigned the Vikings to the Western Conference. Minnesota joined Baltimore, Chicago, Detroit, Green Bay, Los Angeles and San Francisco in the conference.

TRAINING CAMP OPENS IN BEMIDJI – The fledgling Vikings opened their debut training camp on the campus of Bemidji State University on July 7, 1961.

FIRST GAME – In the first game in franchise history, the Vikings played the Dallas Cowboys in a preseason game in Sioux Falls, SD, on Aug. 5, 1961. The Cowboys defeated the Vikings, 38-13.

FIRST HOME GAME – The Minnesota Vikings played the Los Angeles Rams in preseason action at Metropolitan Stadium in Bloomington, MN, on Sept. 10, 1961, the team's first game in the Twin Cities. The Rams defeated the Vikings, 21-17.

FIRST REGULAR-SEASON GAME – In a stunning upset, the Vikings defeated the Chicago Bears, 37-13, at Metropolitan Stadium in the Vikings' first NFL regular-season game on Sept. 17, 1961. Kicker Mike Mercer scored the first points in team history with a 12-yard field goal. Bob Schnelker scored the team's first touchdown on a 14-yard pass from Fran Tarkenton. In his NFL debut Tarkenton came off the bench to complete 17-of-23 passes for 250 yards and 4 touchdowns.

FIRST PRO BOWLERS – On Jan. 14, 1962, RB Hugh McElhenny and WR Jerry Reichow became the first Vikings to compete in the Pro Bowl.

They were part of the Western Conference All-Stars who beat the Eastern Conference squad, 31-30, at the Los Angeles Coliseum.

FIRST ALL-PRO – In 1963 RB Tommy Mason, who was the team's first ever draft choice, was the first Vikings player to earn All-Pro recognition. He was a consensus pick after rushing for 763 yards and 7 TDs on 166 carries (4.6 avg.).

FLATLEY HONORED – Rookie WR Paul Flatley capped an impressive debut season by earning NFL Rookie of the Year honors from AP and UPI. Flatley hauled in 51 passes for 867 yards and 4 TDs on the season.

FINKS HIRED – On Sept. 11, 1964, Jim Finks was named the team's second general manager, succeeding Bert Rose, who resigned in June, 1964. Finks previously had served as general manager for Calgary of the Canadian Football League for 7 years.

FIRST WINNING SEASON – Minnesota won its final 3 regular-season games in 1964 to achieve

the first winning season in team history with an 8-5-1 record. The Vikings tied for 2nd in the NFL Western Conference behind the Baltimore Colts.

MET EXPANDED – A new grandstand was constructed on the east side of Metropolitan Stadium that increased capacity from 41,200 to 47,200. The new seats were formally dedicated on Aug. 20, 1965, when Minnesota played Philadelphia in a preseason game.

NFL RE-ALIGNED – On Dec. 2, 1966, Minnesota, Chicago, Detroit and Green Bay were chosen to make up the newly-formed Central Division of the Western Conference of the NFL.

VAN BROCKLIN RESIGNS – After compiling a 29-51-4 record while leading the Vikings in their first six years of existence, Head Coach Norm Van Brocklin resigned in Feb. 11, 1967. His best season was 1964, when he led the team to a tie for 2nd place in the NFL Western Conference with an 8-5-1 record.

TARKENTON TRADED – On March 7, 1967, QB Fran Tarkenton is traded to the NY Giants for a 1st and 2nd-round choice in 1967, a 1st-round choice in '68 and a 2nd-round choice in '69. With the picks Minnesota selected Clinton Jones and Bob Grim in '67, Norr Vary in '68 and Ed White in '69.

GRANT NAMED HEAD COACH – Bud Grant was named the 2nd head coach in Vikings history on March 10, 1967. He came to Minnesota after leading the Winnipeg Blue Bombers to 4 Grey Cup titles in 10 years as head coach.

FIRST DIVISION TITLE – On Dec. 15, 1968, the Vikings defeated the Philadelphia Eagles, 24-17, at Franklin Field then retired to the dressing room to listen to the Chicago-Green Bay game on the radio. Minnesota needed the Bears to lose to clinch the Vikings' 1st Division title. Chicago tried to rally from a 28-10 4th quarter deficit but eventually fell 28-17.

FIRST PLAYOFF GAME – On Dec. 22, 1968, in the first playoff game in franchise history, the Colts defeated the Vikings, 24-14, in the Western Conference Championship Game at Baltimore's Memorial Stadium. Minnesota trailed 21-0 in the 4th quarter. The Vikings rallied but fell short.

SECOND DIVISION TITLE – On Nov. 27, 1969, the Vikings shut out Detroit, 27-0, at Tiger Stadium to clinch the franchise's 2nd division title. The victory over the Lions was the 10th of a 12-game win streak, the longest in the NFL in 35 years. Minnesota finished the season with the NFL's best record (12-2) of '69.

FIRST PLAYOFF WIN – On Dec. 27, 1969, in the 1st playoff game in Minnesota, the Vikings came back to defeat the LA Rams, 23-20, in the Western Conference Championship. Minnesota overcame deficits of 17-7 at half and 20-14 in the 4th quarter for the 1st postseason win.

FIRST NFL CHAMPIONSHIP GAME – The Vikings defeated the Browns, 27-7, in the NFL Championship Game on Jan. 4, 1970, at Metropolitan Stadium. Minnesota became the 1st modern NFL expansion team to win an NFL Championship Game. The Vikings dominated the game, leading 27-0 at one point.

FIRST SUPER BOWL – On Jan. 11, 1970, the Vikings lost to Kansas City, 23-7, in Super Bowl IV

at Tulane Stadium in New Orleans. Not only was the game the 1st Super Bowl in franchise history, but it was the 1st Super Bowl played by a modern expansion team.

APL-NFL MERGER LEADS TO RE-ALIGNMENT – In January 1970 the modern NFL was divided into the American Conference (AFC) and National Conference (NFC) with an Eastern, Central and Western Division in each Conference. Minnesota is assigned to the NFC Central with foes Chicago, Detroit and Green Bay.

THIRD DIVISION TITLE – On Dec. 5, 1970, the Vikings defeated the Bears, 16-13, at Metropolitan Stadium to clinch their 3rd straight division title. Minnesota hosted San Francisco in a divisional playoff game but lost, 17-14. For the 2nd consecutive season, the Vikings had the league's best record with a 12-2 mark.

FOURTH DIVISION TITLE – On Dec. 11, 1971, the Vikings defeated the Lions, 29-10, at Metropolitan Stadium to clinch their 4th-straight division title. Minnesota finished the year with an 11-3 mark, which tied Dallas for the league's best record in '71. The Vikings lost to the eventual Super Bowl champion Cowboys, 20-12, in a divisional playoff game at Metropolitan Stadium.

PAGE NAMED NFL'S MVP – In 1971 Alan Page became the first defensive player to be named the Most Valuable Player of the National Football League by the Associated Press. Page headed a Vikings defense that held opponents to fewer than 10 points a game to lead the league in scoring defense for the 3rd consecutive year.

VIKINGS RE-ACQUIRE TARKENTON – On January 27, 1972 the Vikings traded Norm Sneed, Bob Grim, Vince Clements and a 1st-round choice in '72 and '73 to the NY Giants for Fran Tarkenton.

BOYER DIES – On February 19, 1973 E. William Boyer passed away. He was one of the prime forces in the drive to bring an NFL franchise to Minnesota. Boyer was president of the Vikings from 1960-64 and sat on the Board of Directors for the first 12 years of the team's existence. He was replaced on the team's Board of Directors by his son-in-law Jack Steele.

FIFTH DIVISION TITLE – The Vikings began the '73 season with 9 straight victories and clinched the NFC Central championship before they even lost a game. Minnesota clinched the division crown by defeating Detroit, 28-7, at Metropolitan Stadium on Nov. 11, 1973. The Vikings finished with a 12-2 mark, which tied for the best record in the league that year.

SECOND SUPER BOWL – On Jan. 13, 1974, the Vikings played in the 2nd Super Bowl in franchise history against the Miami Dolphins at Rice Stadium in Houston, TX. The Dolphins prevailed, 24-7. Minnesota earned the trip to Super Bowl VIII by defeating Dallas, 27-10, in the NFC Championship game.

FINKS RESIGNS – After the 1973 season, Executive Vice President and General Manager Jim Finks resigned. Under Finks, who was hired in 1964, the Vikings won 5 division titles and appeared in 2 Super Bowls. He also hired Bud Grant as head coach in '67.

SIXTH DIVISION TITLE – On Dec. 1, 1974, the Vikings clinched the NFC Central crown by



The Vikings were well represented at the Pro Bowl following the 1970 season by (L-R): K Fred Cox, S Karl Kasulke, WR Gene Washington, DE Carl Eller, DT Gary Larsen, DT Alan Page, RB Dave Osborn.

defeating the Saints, 29-9, at Metropolitan Stadium, while the Packers lost, 36-14, at Philadelphia. Minnesota tied for the best record in the NFC with a 10-4 mark.

THIRD SUPER BOWL – The Vikings played in their 2nd straight Super Bowl, losing to the Pittsburgh Steelers, 16-6, at Tulane Stadium in New Orleans on Jan. 12, 1975. Minnesota earned a trip to Super Bowl IX by defeating the Los Angeles Rams, 14-10, at Metropolitan Stadium on Dec. 29, 1974.

FRONT OFFICE CHANGES – In the spring of 1975, Max Winter, one of the team's founders and its president since 1965, took over active management of the franchise. In addition, Mike Lynn, who was hired as an assistant to the president on Aug. 15, 1974, was named the team's general manager.

SEVENTH DIVISION TITLE – The Vikings clinched their 3rd straight NFC Central title and their 7th division championship in 8 years on Thanksgiving Day Nov. 27, 1975, when the Lions lost to the Rams, 20-0. Minnesota won 10 consecutive games to start the season and finished the year with the best record (12-2) in the NFL. The Vikings were upset, 17-14, in the divisional playoffs at Metropolitan Stadium on Dec. 28, 1975, when the Dallas Cowboys scored on a last minute 50-yard touchdown pass.

TARKENTON NAMED LEAGUE MVP – Quarterback Fran Tarkenton was named the NFL's Most Valuable Player for 1975 after leading the Vikings to the league's best record (12-2). He led the NFC and finished 2nd in the NFL in passing with a 91.7 rating. He completed 273-of-425 passes for 2,994 yards and 25 TDs with 13 INTs.

HAUGSRUD DIES – Ole Haugsrud passed away on March 13, 1976. He was one of the prime forces in the drive to bring an NFL franchise to Minnesota. Haugsrud sat on the Board of Directors for 16 years of the team's existence. He was replaced on the team's Board of Directors by his widow Margaret Haugsrud.

EIGHTH DIVISION TITLE – The Vikings clinched their 4th consecutive NFC Central championship and their 8th division title in 9 years by defeating the Packers, 17-10, at Milwaukee County Stadium on Nov. 21, 1976. Minnesota finished the season with the best record in the NFC at 11-2-1.

FOURTH SUPER BOWL – The Vikings played in their 3rd Super Bowl in 4 years against the Oakland Raiders at the Rose Bowl in Pasadena, CA, on Jan. 9, 1977. Minnesota lost, 32-14. The Vikings earned a trip to Super Bowl XI by defeating the Rams, 24-13, at Metropolitan Stadium on Dec. 26, 1976, in what ended up being the last Vikings playoff game at the Met.

KAPLAN NAMED TO BOARD – In 1977 team attorney Sheldon Kaplan was named to the Vikings Board of Directors. He replaced Bernard H. Ridder, Jr., who was one of the team's 5 founders.

NINTH DIVISION TITLE – The Vikings clinched the NFC Central crown on the season's final weekend by defeating the Lions, 30-21, in Detroit on Dec. 17, 1977. Minnesota wrapped up its 5th straight NFC Central title and its 9th division crown in 10 seasons.

FOURTH NFC CHAMPIONSHIP GAME – On Jan. 1, 1978 the Vikings played Dallas in their 4th NFC Championship Game in 5 years at Texas Stadium. Minnesota lost 23-6 to the Super Bowl champs.

CHANGES ON BOARD – John Skoglund and Vi-

kings General Manager Mike Lynn were named to the team's Board of Directors replacing Margaret Haugsrud and H.P. Skoglund, who was one of the team's founders and passed away on November 5, 1977. Haugsrud joined the board in 1976, replacing her husband Ole, who passed away.

10TH DIVISION TITLE – Despite losing in the regular-season finale to the Raiders, 27-20, on Dec. 17, 1978, at Oakland-Alameda County Coliseum, the Vikings captured the NFC Central title when the Packers, who played at the same time as Minnesota, lost to the Rams, 31-14, at the LA Coliseum. It was the Vikings' 6th straight NFC Central crown and their 10th division championship in 11 years.

METRODOME GROUND BREAKING – In December, 1979, ground was broken for construction of the Hubert H. Humphrey Metrodome in downtown Minneapolis. The stadium, designed to house both the Vikings and Twins, was scheduled to open in April, 1982.

11TH DIVISION TITLE – Minnesota clinched its 7th NFC Central title in 8 years by defeating the Browns, 28-23, at Met Stadium on Dec. 14, 1980. It also was the Vikings' 11th division title in 13 seasons. Minnesota lost to the NFC Champion Eagles, 31-16, at Veterans Stadium on Jan. 3, 1981 in the divisional playoffs.

WINTER PARK OPENS – On May 15, 1981, the Vikings moved into a new facility in Eden Prairie that houses the team's offices, locker room and practice fields. The complex was named "Winter Park" after Max Winter, one of the Vikings founders who served as the team's president from 1965-87.

FAREWELL MET – On Dec. 20, 1981, the Vikings hosted the Chiefs in Minnesota's final game at Metropolitan Stadium. The Vikings lost, 10-6. The final points at the stadium were scored on a 33-yard field goal by Minnesota kicker Rick Danneier. The last Vikings touchdown at Met Stadium was scored on a 6-yard run by Ted Brown against Green Bay on Nov. 29, 1981.

METRODOME OPENS – The Vikings played their 1st game at the Metrodome in a preseason matchup against Seattle on Aug. 21, 1982. Minnesota prevailed, 7-3. The 1st touchdown in the new facility was scored by Joe Senner on an 11-yard pass from Tommy Kramer. The 1st regular-season game in the Metrodome was the 1982 opener on September 12, when the Vikings defeated Tampa Bay, 17-10. Rickey Young scored the 1st regular-season touchdown in the facility on a 3-yard run in the 2nd quarter.

12TH PLAYOFF APPEARANCE – In a strike-shortened 9-game 1982 season, the Vikings won 3-of-their-last-4 regular-season games to earn a post-season berth.

FIRST DOME PLAYOFF GAME – On Jan. 9, 1983, the Vikings defeated Atlanta, 30-24, in a 1st-round game that was the 1st playoff matchup in the Metrodome. Minnesota lost to the eventual Super Bowl Champion Redskins, 21-7, in the NFC semi-finals at RFK Stadium on Jan. 15, 1983.

GRANT RETIRES – On Jan. 27, 1984, Grant retired as Head Coach of the Vikings. In 17 seasons Grant led Minnesota to 12 playoff appearances, 11 division titles and 4 Super Bowls. His career regular-season record was 151-87-5 (632).

STECKEL HIRED – Les Steckel, who was an offensive assistant with the Vikings for 5 seasons, was named the 3rd head coach in franchise history on Jan. 29, 1984. Steckel, who came to

the Vikings in 1979 after working as an assistant with the 49ers, was the youngest head coach in the NFL in '84 at age 38.

GRANT RETURNS – On Dec. 18, 1984, Bud Grant was re-hired as head coach. He replaced Les Steckel who guided the team in 1984 after Grant retired following the 1983 season.

GRANT RE-RETIRE – On Jan. 6, 1986 following the 1985 season, Bud Grant retired as head coach of the Vikings. He originally retired after the 1983 season but returned in '85. At the time of his retirement he was the 6th winningest coach in NFL history with 168 career wins, including playoffs. In 18 seasons he led the team to a 158-96-5 regular-season record.

BURNS HIRED – Longtime Vikings assistant coach Jerry Burns was named the 4th head coach in team history on Jan. 6, 1986. He served as the Vikings offensive coordinator from 1968-85, when the team won 11 division titles and played in 4 Super Bowls.

TARKENTON ENSHRINED – On Aug. 2, 1986, Fran Tarkenton became the 1st player who spent the majority of his career with the Vikings to be inducted into the Pro Football Hall of Fame. He retired following the 1978 season with then NFL career records for passing yards (47,003), completions (3,686) and touchdown passes (342). He led the team to 6 NFC Central titles, 4 NFC Championship Games and 3 Super Bowls.

13TH PLAYOFF APPEARANCE – Despite a strike replacement unit that saddled the Vikings with 3 losses, the team made the playoffs as a wild-card entrant with an 8-7 record in 1987. It was the team's 1st postseason appearance under Jerry Burns.

FIFTH NFC CHAMPIONSHIP GAME – The Vikings played the Redskins in the NFC Championship Game on Jan. 17, 1988, at RFK Stadium. Trailing 17-10, the Vikings drove to the Redskins' 6-yard line with a little over a minute left in the game but failed to get the ball into the end zone. Minnesota upset New Orleans, 44-10, at the Superdome and San Francisco, 36-24, at Candlestick Park in the first 2 rounds of the playoffs to earn a trip to the conference title game.

BOARD ADDS MEMBERS – Four people were added to the Vikings Board of Directors in 1988. Joining Max Winter, John Skoglund, Jack Steele, Sheldon Kaplan and Mike Lynn were Wheelock Whitney, Jay Dyer, Irwin Jacobs and Carl Pohlad.

PAGE ENSHRINED – On July 30, 1988, Alan Page became the 2nd player who spent the majority of his career with the Vikings to be inducted into the Pro Football Hall of Fame. Drafted by Minnesota in the 1st round in 1967, Page made the Pro Bowl 9 times. In 1971 he became the 1st defensive player to be named the NFL's Most Valuable Player by Associated Press. Page played on teams that won 10 NFC Central titles and played in 4 Super Bowls.

14TH PLAYOFF APPEARANCE – The Vikings won 6-of-their-last-7 games in 1988 to earn a wild-card berth into the playoffs. Minnesota finished with an 11-5 record then defeated the Rams, 28-17, on December 26 in a first-round playoff game at the Metrodome. The Vikings fell the following week to eventual Super Bowl winner San Francisco at Candlestick Park.

REMAINING FOUNDER LEAVES BOARD – In 1989, Max Winter, the last of the original 5 Vikings' founders on the team's Board of Directors, left the board. He also served as the team's president from 1965-87. He was replaced on the board by Gerald Schwalbach.

WALKER ACQUIRED – On Oct. 12, 1989, the Vikings acquired Herschel Walker from Dallas for Issiac Holt, David Howard, Darrin Nelson, Jesse Solomon, Alex Stewart, a 1st-round choice in 1992, conditional 1st-round choices in 1990 and '91, conditional 2nd-round choices in 1990, '91 and '92, and a conditional 3rd-round choice in 1992. The final result of the trade gave the Vikings Walker, a 3rd (Mike Jones), 5th (Reggie Thornton) and 10th-round choice (Pat Newnam) in 1990 and a 3rd-round choice in 1991 (Jake Reed), while Dallas received all 5 players, a 1st, 2nd and 6th-round choice in 1990, a 1st and 2nd-round choice in 1991 and a 1st, 2nd and 3rd-round choice in 1992.

12TH DIVISION TITLE – The Vikings captured their 12th division title since 1968 by defeating the Cincinnati Bengals, 29-21, at the Metrodome in a Monday night game on Christmas Day in



The home-field advantage at Met Stadium helped the club become a perennial NFC power and claim the NFC Central title

1989. It also was Minnesota's 15th postseason appearance in the past 22 years. The Vikings finished the season with a 10-6 record but lost to eventual Super Bowl Champion San Francisco, 41-13, at Candlestick Park in the divisional playoffs on Jan. 6, 1990.

HEADRICK NAMED TEAM PRESIDENT — On Jan. 1, 1991, Roger Headrick became president and CEO of the Vikings. He replaced Mike Lynn as the person in charge of day-to-day operations of the club. In addition Headrick and Philip Maas replaced Jack Steele and Sheldon Kaplan on the board of directors.

BURNS RETIRES — On Dec. 3, 1991, Jerry Burns announced his retirement effective at the end of the season. In 6 seasons as Head Coach of the Vikings, Burns compiled a career record of 52-43 (.547). He also led Minnesota to 3 playoff appearances, including a division title and an NFC Championship Game.

CHANGES ON BOARD — On Dec. 16, 1991, the team's ownership structure was reorganized. Irwin Jacobs and Carl Pohlad sold their shares to a group consisting of Vikings President/CEO Roger Headrick, John Skoglund, Jaye Dyer, Philip Maas, Mike Lynn, Wheelock Whitney, James Blinger, Bud Grossman, Elizabeth MacMillan and Carol Sperry.

GREEN NAMED HEAD COACH — On Jan. 10, 1992, Dennis Green was named the 5th Head Coach in team history. He came to Minnesota after turning around a struggling Stanford University football program as head coach there from 1989-91.

13TH DIVISION TITLE — On Dec. 20, 1992 the Vikings defeated the Steelers, 6-3, at Three Rivers Stadium to earn the franchise's 13th division title. It also was Minnesota's 16th playoff season since 1968. Dennis Green also posted the most victories (11) and the 1st division title by a 1st-year head coach in team history.

17TH PLAYOFF APPEARANCE — In 1993, for the first time since 1974, the Vikings won their final 3 regular-season games to earn a Wild-Card playoff berth. It was the team's 17th postseason appearance since 1968. Minnesota lost to the Giants, 17-10, in Giants Stadium in a first-round playoff game on Jan. 9, 1994.

MOON ACQUIRED — On April 14, 1994 the Vikings traded a 4th-round draft choice in 1994 and a 3rd-round draft choice in 1995 to the Houston Oilers for quarterback Warren Moon, who has thrown for more yardage and touchdowns as a professional than any other player. He set team season records for passing yards (4,264) in '94 and for completions (377) and touchdown passes (33) in '95.

GRANT ENSHRINED — On July 30, 1994, Bud Grant was inducted into the Pro Football Hall of Fame. He coached the Vikings from 1967-83 then again in '85. During his tenure Minnesota made the playoffs 12 times, won 11 division titles and played in 4 Super Bowls. Grant was the first person to be elected to the Pro Football Hall of Fame and the Canadian Football League Hall of Fame.

14TH DIVISION TITLE — On the final day of the 1994 regular season, the Vikings defeated the 49ers, 21-14, in a Monday night game to earn their 2nd NFC Central title in 3 seasons and their 3rd straight playoff berth. It also was Minnesota's 14th division title and 18th postseason appearance since 1968. Dennis Green became only the 7th NFL coach to lead his team to the playoffs in his first 3 seasons.

FINKS ENSHRINED — Former Vikings General Manager Jim Finks was inducted into the Pro Football Hall of Fame on July 29, 1995. During his decade with Minnesota, the team won 5 division titles and appeared in 2 Super Bowls. Finks passed away on May 8, 1994, and was inducted posthumously, represented by his family.

WINTER PASSES AWAY — Max Winter, who served as the owner and President of the Vikings from 1965-87, passed away on July 26, 1996. He was one of the prime forces bringing an NFL franchise to Minnesota and was a big factor in the building of the Metrodome and attracting Super Bowl XXVI to the Twin Cities.

19TH PLAYOFF APPEARANCE — On Dec. 15, 1996, the Vikings defeated the Buccaneers, 21-10, in the Metrodome, after a Washington loss to Arizona later that day. Minnesota was guaranteed a playoff berth for the 19th time since 1968

and the 4th in 5 seasons under Dennis Green.

The Vikings lost, 40-15, at Dallas in a first-round game on Dec. 28, 1996.

20TH PLAYOFF APPEARANCE — On Dec. 21, 1997, the Vikings beat the Colts in the regular season finale to reach the playoffs for the 20th time in team history and the 5th time in 6 seasons under Dennis Green. The Vikings went on the road and came back from 16 points down to defeat the NY Giants 23-22 at the Meadowlands on Dec. 27, 1997. It was the biggest comeback win in team playoff history and the 5th biggest postseason comeback in NFL history. The following week the Vikings lost, 38-22, to the San Francisco 49ers at 3Com Park in the Divisional Playoffs on Jan. 3, 1998.

KRAUSE ENSHRINED — On Aug. 1, 1998, Paul Krause was inducted into the Pro Football Hall of Fame. Krause played free safety with the Vikings from 1968-79 and the Redskins from 1964-67. He holds the NFL record for career interceptions with 81. Krause was selected to 8 Pro Bowls in his 15-year career.

BOARD AGREES TO SELL — On July 3, 1998, The Minnesota Vikings 10 owners voted unanimously to accept the bid of Texas businessman B.J. "Red" McCombs to purchase the Vikings.

NFL APPROVES MCCOMBS — On July 28, 1998, the NFL owners unanimously approved Red McCombs' purchase of the Vikings, finalizing the change of ownership from the 10 previous owners to sole ownership by McCombs.

GREEN CONTRACT EXTENDED — Head Coach Dennis Green received a 3-year contract extension on September 5, the day before the 1998 opener vs. Tampa Bay.

VIKINGS 15 WINS BEST IN TEAM HISTORY — The Vikings won their 15th NFC Central Division title in 1998 and became only the 3rd team in NFL history to go 15-1 through the regular season with their 26-16 win at Tennessee in the regular season finale. The Vikings also established a new NFL scoring record with 556 points, breaking the mark of 541 set by the 1983 Redskins.

SIXTH NFC CHAMPIONSHIP GAME — The Vikings hosted Atlanta in the 6th NFC Championship game in franchise history with a berth in Super Bowl XXXIX on the line. The teams played to a 27-27 deadlock during regulation, forcing the game into overtime where the Falcons claimed a 30-27 win. It was the first NFC Championship game played in the Metrodome.

22ND PLAYOFF APPEARANCE — The Vikings turned their 1999 season around, winning eight of the final 10 games to finish 10-6 and host a 1st-round playoff game vs. Dallas. Robert Smith set a team post-season record with 140 rushing yards in the 27-10 win over the Cowboys. The Vikings fell 49-37 to eventual Super Bowl XXXIV champion St. Louis in the Divisional Round at the TVA Dome.

CARTER NAMED MAN OF THE YEAR — Cris Carter was honored as the first recipient of the Walter Payton NFL Man of the Year Award for civic involvement, charity work and displaying high character on January 29, 2000, in a ceremony during Super Bowl week in Atlanta. The award was re-named after Payton, a Hall of Fame running back who died in 1999.

SMITH BREAKS TEAM RUSHING RECORD — Robert Smith surpassed Chuck Foreman's 20-year-old career rushing record in the team's 28-16 win at Chicago (10/15/00). Smith ended his career with 6,818 yards. He also established a new team record with 1,521 rushing yards on the season and held the team record with 29 career 100-yard games at the time of his retirement.

40TH ANNIVERSARY TEAM ANNOUNCED — The Vikings celebrated their 40th season of NFL football in 2000, highlighted by a luncheon on November 30 to introduce the Vikings 40th Anniversary Team. That night the Vikings topped Detroit 24-17 and Cris Carter caught his 1,000th pass on a 4-yard TD from Daunte Culpepper. Carter was only the 2nd player in NFL history to record 1,000 career receptions.

16TH DIVISION TITLE — The Vikings overcame every critic's expectations in 2000 to post an 11-5 regular-season record, win the franchise's 16th NFL Central title and made the 23rd playoff appearance in team history, ending in the 7th NFC Championship game at Giants Stadium.

YARF ENSHRINED — On August 4, 2001, Ron Yarf was enshrined in the Pro Football Hall of



Orlando Thomas (42) and the Vikings defense was opportunistic in forcing turnovers under Dennis Green.

Fame. Vary played 14 seasons with Minnesota and played in 4 Super Bowls and 7 Pro Bowls during his career.

TICE REPLACES GREEN — On January 4, 2002, Mike Tice replaced Dennis Green on the sideline for the Vikings. Tice coached the 2001 regular season finale at Baltimore. Green assembled a 97-62 regular season record at the helm of the Vikings. Green led the team to 4 NFC Central Division titles and twice played in the NFC Championship game.

TICE NAMED HEAD COACH — On January 10, 2002 Mike Tice was named the 6th Head Coach in Vikings history. Tice is the 3rd of the 6 Vikings Head Coaches to be promoted from within the team's coaching ranks but is the 1st Head Coach to have played for the Vikings.

NFL RE-ALIGNs — The 2002 season marked the re-alignment of the NFL as the League expanded to 32 teams when the Houston Texans joined as an expansion franchise. The NFL re-aligned into 8 divisions of 4 teams each. The Vikings moved into the newly-formed NFC North after years in the NFC Central.

VIKINGS LEAD NFL IN RUSHING — The 2002 Vikings led the NFL in rushing for the first time in team history with 2,507 yards for the season, an average of 156.7 yards per game. The team also established an NFL mark by becoming the 1st team to make a successful 2-point conversion to win a game when Daunte Culpepper scored on a 2-point run with :05 remaining in the game to give the Vikings a 32-31 win at New Orleans on December 15, 2002. Culpepper proved to be a dangerous runner himself in 2002, setting team records for attempts (106), yards (609) and rushing TDs (10) by a QB.

VIKINGS OFFENSE RANKS #1 — The 2003 Vikings became the 1st squad in franchise history to finish the season with the #1 ranked offense in the NFL, averaging 393.4 yards per game and scoring an average of 26.0 points per game.

ELLER ENSHRINED — On August 8, 2004, Carl Eller was enshrined in the Pro Football Hall of Fame. Eller, the Vikings career sacks leader, was a member of the vaunted Purple People Eaters defense.

WILF FAMILY TAKES OWNERSHIP — An investment group led by brothers Zygmunt and Mark Wilf were unanimously approved as the new owners of the Vikings by their fellow NFL owners on May 25, 2005. The Wilfs, owners of a real estate development company in New Jersey, took ownership in mid-June from former owner Red McCombs, who had owned the club since 1998. Joining the Wilfs ownership group is cousin Leonard Wilf, Reggie Fowler, David Mandelbaum and Alan Landis.

CHILDRESS TAKES THE HELM — The Vikings named Brad Childress the 7th head coach in

the history of the franchise on January 6, 2006. Childress comes to the Vikings after seven seasons with the Philadelphia Eagles, spending the 2002-05 seasons as offensive coordinator.

VIKINGS UNVEIL NEW UNIFORMS – The franchise made the most dramatic change to its uniforms in the history of the team during the 2006 offseason. The team unveiled the new uniforms before an enthusiastic crowd at Mall of America on April 27, 2006.

VIKINGS SEND 4 LINEMEN TO PRO BOWL

– The 2006 Vikings strong play along the defensive and offensive lines was recognized league-wide as C Matt Birk, G Steve Hutchinson, DT Kevin Williams and DT Pat Williams all earned Pro Bowl honors.

ROOKIE RUNS TO RECORDS – In only his 5th NFL game, rookie RB Adrian Peterson broke the team record for rushing yards in a game with 224 at Chicago (10/14/07). Three weeks later he topped that by setting the NFL single-game rushing record with 296 yards vs. San Diego (11/4/07). He went on to lead the NFC in rushing with 1,341 yards, was named All-Pro, NFL Offensive Rookie of the Year, started in the Pro Bowl and took home game MVP honors.

SOLID 7 EARN PRO BOWL TRIPS – The Vikings sent 7 players to Hawaii for the Pro Bowl, the most to earn the honor since the 2000 season. The team was represented by C Matt Birk, G Steve Hutchinson, S Darren Sharper, FB Tony Richardson, DT Kevin Williams, DT Pat Williams and RB Adrian Peterson.

BLOCKBUSTER TRADE LANDS ALLEN – The Vikings struck a deal with Kansas City to trade 2007 NFL sack leader DE Jared Allen to the club for the Vikings 1st-round (#17) pick in the 2008 Draft, a pair of 3rd-round picks in 2008 and a swap of 6th-round choices.

ZIMMERMAN ENSHRINED – On Aug. 2, 2008, T Gary Zimmerman was inducted into the Pro Football Hall of Fame. Zimmerman started all 108 games he played for the Vikings.

VIKINGS CLAIM FIRST NFC NORTH TITLE – The Vikings capture off 9 wins in their last 12 games of 2008 to rattle their 1st division title since 2000 and the team's 1st NFC North Championship since the NFC Central was realigned in 2002.

PETERSON LEADS NFL IN RUSHING – Second-year RB Adrian Peterson set a team record with 1,762 yards rushing to become the 1st-ever Viking to lead the NFL in rushing. Peterson broke the 100-yard barrier 10 times during the season.

RUSHING DEFENSE DYNASTY – The Vikings become the first defense since the 1970 merger to rank No. 1 in the NFL against the run for 3 straight years. Minnesota gave up just 76.9 yards per game to lead the league.

VIKINGS LOSE FOUNDING FATHER – One of the Vikings original stockholders and most-adamant supporters, Don McNeely passed away in March of 2009. In addition to his role in helping build the Vikings tradition, McNeely was revered as one of Minnesota's great philanthropists. McNeely was an ardent supporter of the arts and also donated large gifts to the Minnesota State Fair, St. John's University, the Warner Nature Center and the Como Conservatory.

MCDANIEL ENSHRINED – G Randall McDaniel was inducted in the Pro Football Hall of Fame on August 8, 2009. McDaniel started 12 consecutive Pro Bowls (1989-2000), 202 consecutive games and missed only 2 games his entire career after being a 1st-round pick by the Vikings in 1988.

FAVRE SIGNS WITH VIKINGS – A long-time nemesis, Brett Favre signed with the Vikings on August 18, 2009. Favre went on to have the best statistical season of his career, throwing for 4,202 yards, 33 TDs and 7 INTs with a 107.2 passer rating, while also setting the NFL record for consecutive games started, a mark formerly held by Vikings legend Jim Marshall.

BACK-TO-BACK DIVISION TITLES – The Vikings finished the regular season with a 12-4 mark to capture its 2nd consecutive NFC North title. It marked the first time Minnesota achieved the feat since 1977-78.

HARVIN NAMED ROOKIE OF THE YEAR – Rookie WR/KR Percy Harvin burst on the scene and earned Associated Press Offensive Rookie of the Year and was also named Pro Football Weekly/PFWA Offensive Rookie of the Year and Pepsi NFL Rookie of the Year. Harvin set team records with 2,081 all-purpose yards and 2 TDs on kick



The Vikings 2009 season was one of the most memorable in team history. The advanced to the NFC title game at New Orleans and featured 10 players who earned Pro Bowl honors. L-R: Bryant McKinnie, Steve Hutchinson, Brett Favre, Adrian Peterson, Jared Allen, Heath Farwell, Kevin Williams, Percy Harvin and Sidney Rice. Not pictured, Antoine Winfield.

returns, while sharing the NFL rookie lead with 60 receptions for 790 yards. He earned a Pro Bowl berth as a return man.

10 VIKINGS EARN PRO BOWL BERTHS – The Vikings led the NFL and tied a team record with 10 players earning Pro Bowl honors. The unit featured 4 players who made their 1st Pro Bowl: Heath Farwell, Bryant McKinnie, Sidney Rice and Percy Harvin. They were joined by Brett Favre, Steve Hutchinson, Adrian Peterson, Jared Allen, Kevin Williams and Antoine Winfield.

EIGHTH NFC CHAMPIONSHIP GAME – The Vikings traveled to New Orleans in the 8th NFC Championship game in franchise history for a chance to play in Super Bowl XLIV in South Florida. The teams played to a 28-28 tie in regulation, forcing the game into OT where the Saints hit a 40-yard FG in the extra period to claim a 31-28 victory.

RANDLE ENSHRINED – DT John Randle was inducted into the Pro Football Hall of Fame on August 7, 2010 following a 14-year career, including 11 years as a Vikings (1990-2000). He was named to NFL Team of the Decade for the 1990s and led or tied for the team lead in sacks 9 times in his 11 Vikings seasons.

FRAZIER REPLACES CHILDRESS – Defensive Coordinator/Asst. Head Coach Leslie Frazier took over coaching the team after 10 games in 2010 when Brad Childress was replaced. Frazier won his 1st game as Interim Head Coach on 11/28/10 at Washington.

ROOF COLLAPSE CAUSES CHAOTIC 2010 – Heavy snows and inclement weather caused the Metrodome roof to collapse in the early morning hours of December 12, 2010, forcing the final 2 home games of the 2010 season to be moved from the facility. The Vikings played host to the NY Giants in Detroit at Ford Field on 12/13 and the club's final home game was played at the University of Minnesota's TCF Bank Stadium, a Monday Night Football contest against Chicago on 12/20. The team had a road game against Philadelphia postponed due to weather from Sunday night, 12/26, to Tuesday night, 12/28.

50 GREATEST VIKINGS CAPS 50TH SEASON – Vikings legends reunited for a celebration of the storied history of the Vikings' franchise during a weekend of activities leading up to the Monday Night Football game versus Chicago on December 20, 2010. The team unveiled the 50 greatest Vikings and they were introduced to fans at halftime of the snowy game at TCF Bank Stadium. The snowy atmosphere was fitting and marked the first outdoor home game for the Vikings since the 1981 Met Stadium finale on 12/20/81, 30 years to the day.

FRAZIER NAMED HEAD COACH – After serving as Interim Head Coach for the final 6 games of the 2010 season, Leslie Frazier was named the Head Coach on Monday, January 3, 2011, the day after the 2010 regular season finale. Frazier posted a 3-3 mark in the interim role.

MADIEU WILLIAMS NAMED NFL MAN OF THE YEAR – On Feb. 6, 2011 Vikings 5 Madieu Williams became only the 2nd Vikings player, joining Cris Carter, to earn Walter Payton Man of the Year honors from the NFL.

ALLEN BREAKS TEAM SACK RECORD – DE Jared Allen had one of the best seasons for a pass rusher in NFL history in 2011. Recording 22.0 sacks, Allen broke Chris Doleman's team record of 21.0 sacks in a season and fell just .5 sack short of the NFL's single-season sack record.

SPIELMAN NAMED GENERAL MANAGER – On January 3, 2012, Rick Spielman was named the team's General Manager. He had previously been the Vikings Vice President of Player Personnel from 2006-2011.

DOLEMAN ENSHRINED – DE Chris Doleman was inducted into the Pro Football Hall of Fame on Aug. 3, 2012 following a 15-year career, including 10 as a Viking. His 150.5 sacks was 4th all-time in the NFL at the time of his retirement.

NEW STADIUM DEAL APPROVED – In May 2012, a bill for a new Minnesota Vikings stadium was passed through the Minnesota legislature and signed by Governor Mark Dayton. Funded by the Vikings, the State of Minnesota, and the City of Minneapolis, the new stadium will be located on the current Metrodome site. Ground was broke for the stadium in December of 2013.

PETERSON POSTS EPIC SEASON – Adrian Peterson had a season for the ages, coming back from a severe knee injury at the end of 2012 to set a franchise record and post the 2nd-best rushing season in NFL history with 2,097 yards. Peterson broke Robert Smith's Vikings career rushing mark in the 1st game of the season. Peterson went on to become only the 3rd Vikings player to earn Associated Press MVP honors for his efforts along with AP Offensive Player of the Year, 1st-Team All-Pro and Pro Bowl honors.

TURNAROUND EARNS PLAYOFF BERTH – The Vikings rebounded from a 3-13 mark in 2012 to go 10-6 and earn a Wild Card Playoff berth in 2013, the biggest single-season win improvement in team history at +7.

CARTER ENSHRINED – WR Cris Carter was inducted into the Pro Football Hall of Fame on Aug. 4, 2013. Carter holds the Vikings career receptions, yards and TDs records. Carter was a 4-time All-Pro and 8-time Pro Bowler during his 16 NFL seasons.

VIKINGS HOST REGULAR SEASON HOME GAME IN LONDON – The Vikings played the 1st regular season game in franchise history outside of the United States in a 34-27 win over Pittsburgh at London's Wembley Stadium in the International Series on September 29, 2013. The Vikings had previously played a preseason game at Wembley in 1983 against the St. Louis Cardinals.

ROOKIE CORDARRELLE PATTERSON SETS UNBREAKABLE RECORD – In only his 7th career game, rookie WR/KR Cordarrelle Patterson tied an NFL record for the longest play in league history and set the mark for longest KO return with his 109-yard TD vs. Green Bay on Oct. 27, 2013. The only other 109-yard play came in 2007 against the Vikings at Mall of America Field when Antonio Carmartie returned a Vikings missed FG 109 yards for a score.

GROUNDBREAKING ON NEW STADIUM – Vikings ownership and management, state leaders and elected officials joined together to officially break ground on the new stadium building project on December 3, 2013.

ALL MALL OF AMERICA FIELD TEAM – Fan voting on Vikings.com selected a 27-member team and head coach of Vikings alumni that played most of their careers with the club at Mall of America Field at HHM Metrodome.

LAST GAME IN THE DOME – After calling Mall of America Field at HHM Metrodome home for 32 seasons, the Vikings played the final game in the stadium in the 2013 season finale. Minnesota topped Detroit 14-13 to send the stadium out on a winning note.

ZIMMER HIRED AS 9TH COACH IN TEAM HISTORY

— Cincinnati Bengals defensive coordinator Mike Zimmer was hired as the 9th coach in Vikings history on January 15, 2014. The veteran defensive coach comes to Minnesota with 20 seasons of NFL experience under his belt and a Super Bowl victory with Dallas.

MINNESOTA AWARDED SUPER BOWL LII AT NEW STADIUM IN 2018 — Minnesota's bid for Super Bowl LII was successful when selected on May 20, 2014 as the host community for the world-renowned event. The game itself will be played at the New Minnesota Stadium but the entire greater Twin Cities metro area will accommodate the week long festivities.

VIKINGS RETURN TO OUTDOOR FOOTBALL — On August 8, 2014 in a preseason game vs. Oakland, the Vikings returned to the elements playing home games outdoors for the first time since 1981 for 2 seasons at TCF Bank Stadium on the campus of the University of the Minnesota while U.S. Bank Stadium was being constructed.

ZIMMER ERA BEGINS WITH WIN — On September 7, 2014, Head Coach Mike Zimmer won his first game in dominating fashion beating the St. Louis Rams 34-6 on the road in the season opener.

BUD GRANT WAY UNVEILED — At an unveiling ceremony on December 1, 2014, the Vikings and the city of Minneapolis honored former Head Coach Bud Grant with a street named in his honor outside of the new Minnesota Stadium.

TINGELHOFF ENSHRINED — Mick Tingelhoff was inducted into the Pro Football Hall of Fame on August 8, 2015. Tingelhoff played in 240 consecutive games and didn't miss a game in his 17-year career. Tingelhoff was a 7-time All-League selection and was named to 6 consecutive Pro Bowls. As a part of Tingelhoff's enshrinement, the Vikings played the Steelers in the Hall of Fame Game on August 9, the 4th time the Vikings have participated in the Hall of Fame Game.

ZIMMER CAPTURES 1ST NFC NORTH TITLE — The Vikings closed the 2015 regular season with 3 straight wins, including a 20-13 victory over the Packers at Lambeau Field in the finale on Jan. 3, 2016. The road win secured Minnesota's 1st NFC North title since 2009 and 1st playoff appearance since 2012.

ADRIAN PETERSON WINS RUSHING TITLE — For the 3rd time in his career, Adrian Peterson lead the NFL in rushing yards running for 1,485 yards in 2015.

COLDEST GAME IN FRANCHISE HISTORY — The Vikings hosted the Seattle Seahawks on Jan. 10, 2016, in the Wildcard Round of the playoffs in the coldest game in franchise history. The temperature at kickoff was minus 6 degrees Fahrenheit with a wind chill of negative 25 with a capacity crowd at TCF Bank Stadium in the last outdoor game played in Minnesota.

U.S. BANK STADIUM OPENS — Erected at the site of the Metrodome, U.S. Bank Stadium opened its doors in July 2016. Luke Bryan and Metallica concerts and an international soccer match between Chelsea and AC Milan were the

opening events in the new stadium.

BREAKING GROUND IN EAGAN — The Vikings broke ground on their new training facility— the Twin Cities Orthopedics Performance Center— in Eagan on August 2. The facility will open in spring 2018 as the Vikings headquarters for football and business operations.

U.S. BANK STADIUM OPENS FOR PLAY — The Vikings hosted the San Diego Chargers in a preseason contest played on Aug. 28, 2016 and the Green Bay Packers in the first regular season game at U.S. Bank Stadium in a primetime game on Sunday Night Football on Sept. 18, 2016, a 17-14 Vikings win to kick off the home slate. Kyle Rudolph scored the 1st Vikings TD on a pass from Sam Bradford.

NINTH NFC CHAMPIONSHIP GAME BERTH

— The Vikings overcame key injuries early in the season to notch a 13-3 regular season and advance to the NFC Championship Game, earning the 2nd NFC North title and 2nd playoff berth in head coach Mike Zimmer's 4 seasons. The Vikings hosted New Orleans for an NFC Divisional Round playoff, the 1st playoff game at U.S. Bank Stadium.

MINNESOTA HOSTS SUPER BOWL LII — The state hosted the Super Bowl for the 2nd time, 26 years after playing host to Super Bowl XXVI at the Metrodome. Philadelphia topped New England 41-33 to claim the Lombardi Trophy. Justin Timberlake performed at halftime and Pink sang the national anthem.

TWIN CITIES ORTHOPEDICS PERFORMANCE CENTER OPENS — State of the art TCO Performance Center opened as the new daily home of the Minnesota Vikings in Eagan. The facility features 4 outdoor practice fields, an indoor field and TCO Stadium field. The facility opened for business on March 5, 2018 and houses all football and business functions for the team.

COUSINS SIGNS AS TOP FREE AGENT — The Vikings signed coveted free agent QB Kirk Cousins to a blockbuster deal on the first day of free agency in 2018, luring the former Washington signal-caller to take the helm of the Vikings offense.

VIKINGS MUSEUM OPENS — As part of the TCO Performance Center complex, the team opened the Minnesota Vikings Museum, an interactive look at the history of the team

NEW TRAINING CAMP TRADITION — The Vikings spent the 2018 training camp at TCO Performance Center, a first for the club after holding training camps on-campus at Bemidji (1961-65) and Mankato (1966-2017).

MOSS ENSHRINED — WR Randy Moss was inducted into the Pro Football Hall of Fame on Aug. 4, 2018. Moss was Rookie of the Year in 1998, ranks 2nd in team history for catches, yards and receiving TDs. Earned 3 All-Pro and 5 Pro Bowl honors with the Vikings in 8 seasons.

JORDAN HONORED — TE Steve Jordan was inducted into the Vikings Ring of Honor on Oct. 24, 2019 at halftime of the Thursday Night Football win over Washington at U.S. Bank Stadium. The 3rd-leading receiver in team history, Jordan went to 6 straight Pro Bowls in his career.

UNSETTLED OFFSEASON — The spring of 2020 was one of the most unprecedented in the history of the nation as the Coronavirus pandemic forced businesses to close, travel to shut down and social distancing became the norm. The Vikings were unable to hold a normal offseason with players and coaches working on-site. The 2020 Draft was de remotely and the club's offseason meetings were done by video conference.

SOCIAL JUSTICE AWARENESS RISES — The aftermath of George Floyd's death in Minneapolis led to protests in the Twin Cities and across the world calling for reform and renewed emphasis on social justice. The Vikings leaned on their player-led Social Justice Committee and support from ownership to help navigate the emotional times. The team announced a \$5 million donation from the Wilf family for social justice initiatives in Minnesota and across the country and a scholarship funded in Floyd's name for African American students going on to post-secondary education.

HUTCHINSON INDUCTED — G Steve Hutchinson was slated for inducted into the Pro Football Hall of Fame on August 8, 2020 but ceremonies were postponed until 2021. Hutchinson played for the Vikings 2006-11, helping Adrian Peterson set the NFL record with 296 rushing yards against San Diego in 2007. Hutchinson was a 7-time AP All-Pro honoree, was selected to the 2000's Team of the Decade.

COVID'S ALTERS PLANS — The 2020 NFL offseason program became a virtual experience with meetings taking place remotely. The preseason was cancelled and crowds for home games were eliminated or severely limited. The Vikings opened their 60th season of play to an empty U.S. Bank Stadium when hosting Green Bay in the season opener. The Vikings were unable to welcome fans to home games in 2020 and had severely limited crowds in only 4 road games - at Indianapolis, Houston, Tampa Bay and New Orleans, drawing a season-high 16,031 at Tampa.

WILLIAMS RECOGNIZED — DT Kevin Williams was named to the Vikings Ring of Honor in 2021, making him only the 3rd DT in team history to reach the Ring. A 1st-round pick in 2003 (#9 overall), Williams played 11 seasons with the Vikings, earning 6 Pro Bowl berths and 5 times was a 1st-Team Associated Press All-Pro.

LEADERSHIP CHANGES — The team hired Kwesi Adofo-Mensah as General Manager and Kevin O'Connell as Head Coach entering the 2022 season. Both enter their first seasons in the roles, replacing Rick Spielman and Mike Zimmer respectively.



U.S. Bank Stadium's state-of-the-art features have attracted top national events. The stadium hosted Super Bowl LII 2018, the X Games for several years and the NCAA Men's Final Four in 2019.

VIKINGS COACHING HISTORY

Years	Head Coach	Total Games	Regular Season (%)	Playoffs (%)	Overall (%)
1961-66	Norm Van Brocklin	84	29-51-4 (.369)	0-0-0 (.000)	29-51-4 (.369)
1967-83, '85	Bud Grant	281	158-96-5 (.620)	10-12-0 (.454)	168-108-5 (.607)
1984	Les Steckel	16	3-13-0 (.188)	0-0-0 (.000)	3-13-0 (.188)
1986-91	Jerry Burns	101	52-43-0 (.547)	3-3-0 (.500)	55-46-0 (.544)
1992-2001	Dennis Green	171	97-62-0 (.610)	4-8-0 (.250)	101-70-0 (.591)
2001-05	Mike Tice	67	32-33-0 (.492)	1-1-0 (.500)	33-34-0 (.493)
2006-10	Brad Childress	77	39-35-0 (.527)	1-2-0 (.333)	40-37-0 (.519)
2010-13	Leslie Frazier	55	21-32-1 (.398)	0-1-0 (.000)	21-33-1 (.391)
2014-21	Mike Zimmer	134	72-56-1 (.565)	2-3-0 (.412)	74-59-1 (.552)
2022-	Kevin O'Connell	3	2-1 (.666)		2-1 (.666)
Total		989	505-422-11 (.544)	21-30-0 (.412)	526-452-11 (.537)



Norm Van Brocklin



Bud Grant




Les Steckel



Jerry Burns



Dennis Green



Mike Tice



Brad Childress



Leslie Frazier



Mike Zimmer



Kevin O'Connell

Norm Van Brocklin - Named Vikings Head Coach on January 18, 1961...The former quarterback had retired from the NFL following the 1960 season after 12 professional seasons with the Los Angeles Rams (1949-57) and Philadelphia Eagles (1958-60)...“The Dutchman” led the Eagles to the NFL crown in 1960 and was the League MVP...Set an NFL record with 554 passing yards in the 1951 season opener...Threw for 23,611 yards and 173 TDs in his NFL career and played in 10 Pro Bowls...Inducted into the Pro Football Hall of Fame in 1971...Coached 84 games with the Vikings with a 29-51-4 record...Went on to coach the Atlanta Falcons from 1968-73...Born March 15, 1926, in Eagle Butte, SD...Died May 2, 1983...Attended Oregon where he was an All-American.

Bud Grant - Named Vikings Head Coach on March 10, 1967...Came to Minnesota following a successful coaching career in the Canadian Football League with the Winnipeg Blue Bombers, leading the team to 4 Grey Cup championships and playing in the game 6 times...Coached the Vikings in 281 total games, retiring after the 1983 season only to be coaxed back to coach the team again in 1985 before retiring for good...Led Vikings to Super Bowl IV, VIII, IX and XI...Won 11 Central Division titles and made 12 appearances in the playoffs...Member of both the CFL and Pro Football Halls of Fame...Inducted into Vikings Ring of Honor in 1998...Born May 20, 1927 in Superior, WI...Resides in Bloomington, MN...An avid outdoorsman who travels the world hunting and fishing.

Les Steckel - Named Head Coach on January 29, 1984...Coached the Vikings for the 1984 season, finishing 3-13...Served as an offensive assistant with the Vikings 1979-83...Came to Minnesota in 1979 after working on the San Francisco 49ers staff...Was the youngest Head Coach in the NFL in 1984 at age 38...Born July 1, 1946, in Whitehall, PA...Began his playing career at Kansas as a walk-on, playing 4 seasons for the Jayhawks as a running back...Worked for Senator Robert Kennedy’s campaign as a volunteer following his 1968 graduation...Joined the Marine Corps and served as an Infantry Lieutenant, seeing combat in Vietnam...Left the service in 1972 and began his coaching career at Colorado, working with the Buffaloes from 1972-76, the US Naval Academy in 1977 and the 49ers in 1978.

Jerry Burns - Named Vikings Head Coach on January 6, 1986...Served as Vikings offensive coordinator from 1968-85, guiding the team to 4 Super Bowl berths and 11 Central Division titles...Served as Vikings Head Coach 6 seasons, 1986-91...Coached the team in 101 total games, going 52-43 in the regular season and 3-3 in the playoffs...Led the Vikings to the NFC Championship game in 1987, earning upset wins at New Orleans and San Francisco along the way before falling to the Redskins 17-10 in Washington...Won the NFC Central in 1989...Coached in 6 Super Bowls, 4 as Vikings offensive coordinator and 2 as the Green Bay Packers’ defensive backs coach in Super Bowls I and II...Played QB for Michigan on the 1950 Rose Bowl team...Began his coaching career in 1951 at University of Hawaii...Head Coach at the University of Iowa from 1961-65...Inducted into Vikings Ring of Honor in 2005...Born January 24, 1927...Resides in Eden Prairie, MN.

Dennis Green - Named Vikings Head Coach on January 10, 1992...Came to Minnesota after reviving the Stanford University football program, serving as Head Coach from 1989-91, the only Vikings Head Coach to come directly from the college ranks...Coached 171 total games in 10 seasons with the Vikings, leading the team to 4 Central Division titles and the NFC Championship game twice...Vikings made the playoffs 8 of Green’s 10 seasons and the 1998 club set the NFL single-season scoring record at 556 points, averaging 34.8 points per game...An advocate of community involvement, Green initiated Community Tuesdays, which had players active in the Twin Cities on their day off, a concept that spread to the entire National Football League...Born February 17, 1949 in Harrisburg, PA...Died July 21, 2016...Named NFL Coach of the Year in 1992 by the Washington Touchdown Club and in 1998 by Sports Illustrated and the Maxwell Club...Inducted into Vikings Ring of Honor in 2018.

Mike Tice - Named Vikings Head Coach on January 10, 2002 after serving as the team’s coach for the final regular season game of the 2001 season...Became the 1st Vikings player to go on and serve as Head Coach...Enjoyed a 14-year NFL playing career as a TE, including 1992-93, ’95 with the Vikings...Played in 177 career games with Seattle, Washington and Minnesota...Originally signed by Seattle as a rookie free agent QB in 1981...Born February 2, 1959, in Bayshore, NY...Began coaching career with Minnesota Vikings as TE coach in 1996...Coached offensive line from 1997-2001 and added title of Assistant Head Coach in 2001.

Brad Childress - Named Vikings Head Coach on January 6, 2006...Led Vikings to consecutive NFC North titles in 2008-09...Won first game with Vikings over Washington on Monday Night Football...Joined the Vikings after 7 seasons with Philadelphia, working from 2002-05 as the Eagles’ offensive coordinator...Helped guide Eagles to Super Bowl XXXIX...Coached at University of Wisconsin from 1991-98...Got first taste of NFL coaching with Indianapolis Colts in 1985...Started coaching career at University of Illinois from 1978-84...Born June 27, 1956 and raised in Aurora, IL.

Leslie Frazier - Named Vikings Head Coach on January 3, 2011 after serving as Interim Head Coach for final 6 games of 2010 season, going 3-3...Finished 21-32-1 as Head Coach in the regular season...Made his 1st and only playoff appearance as Vikings head coach in 2012 after going 10-6...Led the biggest single-season turnaround in team history and finished tied for 3rd in Coach of the Year voting in 2012...Won 1st game as interim coach at Washington (11/28/10)...Vikings Defensive Coordinator

2007-10...Played for Division rival Chicago from 1981-86, starting at CB on Bears Super Bowl XX championship team...Entered NFL as assistant coach with Philadelphia in 1999...Began coaching career in 1988 at tiny Trinity College in suburban Chicago, starting the football program from the ground up as the 1st coach in program history...Part of Super Bowl winner with Chicago as a player and Indianapolis as an assistant coach...Born April 3, 1959 in Columbus, MS.

Mike Zimmer - Named Vikings Head Coach on January 15, 2014...Posted 74 wins, including playoffs, in 8 seasons as head coach, advancing to 2017 NFC Championship Game after a 13-3 regular season...Earned 2015 and 2017 NFC North Division titles and led team to 5 playoff games...Vikings ranked #1 in NFL total defense in 2017...Served as a defensive coordinator for the previous 14 seasons for Cincinnati (2008-13), Atlanta (2007) and Dallas (2000-06)...Part of 13 playoff teams in his NFL tenure and teams that have won 9 Division titles...Coached Cowboys DBs when won Super Bowl XXX over Pittsburgh...Had a top-7 defense 4 of his final 5 seasons with Cincinnati...Before moving to the NFL ranks with Dallas in 1994 he spent 15 seasons coaching at the collegiate level where he spent his final 5 seasons as defensive coordinator at Washington State from 1989-93...Was at Weber State from 1981-88 serving as defensive coordinator from 1983-88...Entered the coaching profession at Missouri where he served as an assistant from 1979-80...Played QB and then later LB at Illinois State...Wife, Vikki, passed in 2009...Born June 5, 1956 in Peoria, IL.

Kevin O'Connell - Named 10th Vikings Head Coach on February 16, 2022...Joined Vikings from Super Bowl LVI champion LA Rams, where he served as Offensive Coordinator in 2020 and '21 and was OC in Washington in 2019...Helped Rams WR Cooper Kupp earn 2021 NFL Offensive Player of the Year and Super Bowl MVP Honors...Began coaching career with Cleveland in 2015...Coached in San Francisco ('16) and Washington ('17-19)...Was a 3rd-round draft pick by New England in 2008, going on to play for NY Jets from 2009-11 when the Jets went to consecutive AFC title games in 2009 and '10...Played QB at San Diego State from 2004-07...Born May 25, 1985 in Nashville, TN.

VIKINGS ALL-TIME COACHING STAFFS

HEAD COACH	YEARS
Norm Van Brocklin	1961-66
Walt Yowarsky, Darrel Brewster (1961-63), Jerry Gilmer (1961-64), Stan West (1961-63), Tom McCormick (1963-66), Marion Campbell (1964-66), Lew Carpenter (1964-66), Jack Faulkner (1965), Jim Carr (1966).	
Bud Grant	1967-83
Buster Mertes, John Michels, Jim Carr (1967-68, 1978-81), Bob Hollway 1967-70, '78-83), Jerry Burns (1968-83), Neill Armstrong (1969-77), Jack Patera (1969-75), Jocko Nelson (1971-78), Buddy Ryan (1976-77), Murray Warmath (1978-79), Floyd Reese (1979-83), Les Steckel (1979-83), Tom Cechchini (1980-83), Jed Hughes (1982-83).	
Les Steckel	1984
Tom Batta, Raymond Berry, Bud Bjornaraa, Dean Brittenham, Jerry Burns, Ross Fichtner, Bob Hollway, Bob Leahy, Buster Mertes, John Michels, Dan Radakovich, Floyd Reese, Dick Rehbein, Mike Sweatman.	
Bud Grant	1985
Tom Batta, Jerry Burns, Pete Carroll, Bob Hollway, John Michels, Floyd Reese, Dick Rehbein, Marc Trestrman, Paul Wiggin.	
Jerry Burns	1986-91
Tom Batta, John Michels, Dick Rehbein, Paul Wiggin, Pete Carroll (1986-89), Bob Hollway (1986), Monte Kiffin (1986-89, '91), Floyd Peters (1986-90), Bob Schnelker (1986-90), Marc Testman (1986, '89-'91), John Brunner (1987-91), Rollie Dotsch (1987), Jerry Brown (1988-91), Maxie Baughan (1989-91), Tom Moore (1989-91).	
Dennis Green	1992-2001 (Mike Tice coached last game of 2001)
Richard Solomon (1992-01), Steve Wetzel (1992-01), Tom Batta (1992-93), Jack Burns (1992-93), Brian Billick (1992-98), Tony Dungy (1992-95), Monte Kiffin (1992-94), John Michels (1992-93), Tom Moore (1992-93), Willie Shaw (1992-93, 2001), John Teerlinck (1992-94), Tyrone Willingham (1992-94), Mike Wolf (1992-94), Chris Foerster (1993-95), Carl Hargrave (1994-2001), Foge Fazio (1995-99), John Leva (1995-97), Chip Myers (1995-98), Ray Sherman (1995-97, '99), Jeff Friday (1996-98), Tom Olivadotti (1996-99), Mike Tice (1996-2001), Dave Atkins (1997-99), Wade Harman (1997-98), Hubbard Alexander (1998-99), Andre Patterson (1998-99), Dean Dalton (1999-2001), John Kasper (1999), John Tice (1999-2001), Alex Wood (1999-2001), Charlie Baggett (2000-01), John Fontes (2000), Chuck Knox, Jr. (2000-01), Daryl Lawrence (2000-01), Sherman Lewis (2000-01), Emmitt Thomas (2000-01), Fred von Appen (2000), Brian Baker (2001), Gary Zauner (1994-01), Trent Walters (1994-01), Keith Rowen (1994-96), Jerry Rhome (1994), Mark Asanovich (1995).	
Mike Tice	2002-05
Charlie Baggett (2002-04), Brian Baker (2002-05), Pete Bercich (2002-05), Ted Cottrell (2004-05), Dean Dalton (2002-05), Mark Ellis (2004-05), Jay Hayes (2002), Chuck Knox, Jr. (2002-05), Daryl Lawrence (2002-03), Scott Linehan (2002-04), Steve Loney (2002-05), George O'Leary (2002-03), Jim Panagos (2002-05), Willie Shaw (2002-03), John Tice (2002-05), Steve Wetzel (2002-03), Alex Wood (2002), Randy Hanson (2003-05), Kevin Ross (2003-05), Kurtis Shultz (2004-05), Rusty Tillman (2003-05), Wes Chandler (2005), Foge Fazio (2005), Rich Olson (2005), Jerry Rhome (2005).	
Brad Childress, Leslie Frazier	2006-10 (Frazier coached final 6 games of 2010)
Juncy Barnett (2006-10), Darrell Bevell (2006-10), Eric Beniemy (2006-10), Brendan Daly (2006-08), Karl Dunbar (2006-10), Paul Ferraro (2006-08), Ryan Ficken (2007-10), Leslie Frazier (2007-10), Jason Glenn (2009), Jim Hueber (2006-10), Jeff Imamura (2006-10), Jimmie Johnson (2006-10), Tom Kanavy (2006-10), Derek Mason (2007-09), Clay Matchett (2006), Pat Morris (2006-10), Ryan Murphy (2006-10), Chad O'Shea (2006-08), Fred Pagac (2006-10), Dennis Polian (2009-10), Diron Reynolds (2009-10), Kevin Rogers (2006-10), Matt Sheldon (2010), Ryan Silverfield (2008-10), Kevin Stefanski (2006-10), George Stewart (2007-10), Martin Streight (2006-10), Mike Tomlin (2006), Chris White (2009-10), Joe Woods (2006-10), Darrell Wyatt (2006).	
Leslie Frazier	2011-13
Juncy Barnett (2011), Brendan Daly (2012-13), Jeff Davidson (2011-13), Karl Dunbar (2011), Ryan Ficken (2011-13), Jeff Howard (2013) Jeff Imamura (2011-13), Craig Johnson (2011-13), Jimmie Johnson (2011-13), Tom Kanavy (2011-13), Clint Kubiak (2013), Aaron McLaurin (2012-13), Bill Musgrave (2011-13), Fred Pagac (2011-13), Mike Priefer (2011-13), Diron Reynolds (2011-13), James Saxon (2011-13), Matt Sheldon (2011), Ryan Silverfield (2011-13), Mike Singletary (2011-13), Kevin Stefanski (2011-13), George Stewart (2011-13), Martin Streight (2011-13), Cameron Turner (2011-12), Chris White (2011-12), Alan Williams (2012-13), Joe Woods (2011-13).	
Mike Zimmer	2014-21
Imarjaye Albury (2020-21), Robb Akey (2014), Roy Anderson (2020-21), Clancy Barone (2017-18), Dom Capers (2020), Jeff Davidson (2014-15), John DeFilippo (2018), Rick Dennison (2019-21), Todd Downing (2018), George Edwards (2014-19), Ryan Ficken (2014-21), Hank Fraley (2014-16), Jonathan Gannon (2014-17), Jerry Gray (2014-19), Darrell Hazell (2017-18), Josh Hingst (2021), Ellis Hill (2018), Jeff Howard (2014-19), Jeff Hurd (2014-16), Andrew Janocko (2015-21), Marquis Johnson (2021), Christian Jones (2019-21), Daronte Jones (2020), Derik Keyes (2017-21), Gary Kubiak (2019-20), Clint Kubiak (2014, '19-21), Reshard Langford (2017), Chaz Mahle (2015-20), Marwan Maalouf (2019-20), Evan Marcus (2014-15), Keenan McCardell (2021), Terence Newman (2018), Brian Pariani (2019-21), A.C. Patterson (2019-21), Andre Patterson (2014-21), Drew Petzing (2014-19), Kennedy Polamalu (2017-21), Mike Priefer (2014-18), Nick Rallis (2018-20), Phil Rauscher (2020-21), Robert Rodriguez (2015-19), Brent Salazar (2016), Karl Scott (2021), Sam Seifkes (2021), Pat Shurmur (2016-17), Tony Sparano (2016-17), Ben Steele (2021), Robert Steeples (2021), Kevin Stefanski (2014-19), George Stewart (2014-16), Norv Turner (2014-16), Scott Turner (2014-16), Mark Uweyama (2017-20), Kirby Wilson (2014-15), Josh Woods (2021), Adam Zimmer (2014-21).	
Kevin O'Connell	2022-
Roy Anderson (2022-), Brian Angelichio (2022-), Ryan Cordell (2022-), Matt Daniels (2022-), Ed Donatell (2022-), Steve Donatell (2022-), Josh Hingst (2022-), Jerrod Johnson (2022-), Marquis Johnson (2022-), Daronte Jones (2022-), Derik Keyes (2022-), Ben Kotwicka (2022-), Chris Kuper (2022-), Greg Manuskos (2022-), Keenan McCardell (2022-), Curtis Modkins (2022-), Derron Montgomery (2022-), Chris O'Hara (2022-), Mike Pettine (2022-), Wes Phillips (2022-), Justin Rascati (2022-), Dan Ridenour (2022-), Chris Rumph (2022-), Sam Siefkes (2022-), Mike Smith (2022-), Tony Sorrentino (2022-), A'Lique Terry (2022-), Grant Udinski (2022-).	

VIKINGS ALL-TIME ASSISTANT COACHES ROSTER

Albury, Imarjaye, 2020-21
Akey, Robb, 2014
Alexander, Hubbard, 1998-99
Anderson, Roy, 2020-
Angelichio, Brian, 2022-
Armstrong, Neill, 1969-77
Atkins, Dave, 1997-99
Asanovich, Mark, 1995
Baggett, Charlie, 2000-04
Baker, Brian, 2001-03
Barnett, Juney, 2006-11
Barone, Clancy, 2017-18
Batta, Tom, 1984-93
Baughan, Maxie, 1989-91
Berich, Pete, 2002-05
Berry, Raymond, 1984
Bevell, Darrell, 2006-10
Bieniemy, Eric, 2006-10
Billick, Brian, 1992-98
Bjornaraa, Bud, 1984
Brewster, Darrel, 1961-63
Brittenham, Dean, 1984
Brown, Jerry, 1988-91
Brunner, John, 1987-91
Burns, Jerry, 1968-85
Burns, Jack, 1992-93
Campbell, Marion, 1964-66
Capers, Dom, 2020
Carpenter, Lew, 1964-66
Carr, Jim, 1966-68; 1978-81
Carroll, Pete, 1985-89
Cecchini, Tom, 1980-83
Cordell, Ryan, 2022-
Cottrell, Ted, 2004-05
Dalton, Dean, 1999-2005
Daly, Brendan, 2006-08; '12-13
Daniels, Matt, 2022-
Davidson, Jeff, 2011-15
DeFilippo, John, 2018
Dennison, Rick, 2019-21
Donatelli, Ed, 2022-
Donatelli, Steve, 2022-
Dotsch, Rollie, 1987
Downing, Todd, 2018
Dunbar, Karl, 2006-11
Dunby, Tony, 1992-95
Edwards, George, 2014-19
Ellis, Mark, 2004-05
Faulkner, Jack, 1965
Fazio, Foge, 1995-99, 2005
Ferraro, Paul, 2006-08
Fichtner, Ross, 1984
Ficken, Ryan, 2007-21

Foerster, Chris, 1993-95
Fontes, John, 2000
Fraleigh, Hank, 2014-16
Frazier, Leslie, 2007-10
Friday, Jeff, 1996-98
Gannon, Jonathan, 2014-17
Gillmer, Harry, 1961-64
Glenn, Jason, 2009
Gray, Jerry, 2014-19
Hanson, Randy, 2003-05
Hargrave, Carl, 1994-2001
Harman, Wade, 1997-98
Hayes, Jay, 2002
Hazel, Darrell, 2017-18
Hill, Ellis, 2018
Hingst, Josh, 2021-
Hollway, Bob, 1967-70; '78-86
Howard, Jeff, 2013-19
Hueber, Jim, 2006-10
Hughes, Jed, 1982-83
Hurd, Jeff, 2014-16
Imamura, Jeff, 2006-13
Janocko, Andrew, 2015-21
Johnson, Craig, 2011-13
Johnson, Jerrod, 2022-
Johnson, Jimmie, 2006-13
Johnson, Marquis, 2021-
Jones, Christian, 2019-21
Jones, Daronte, 2020, '22-
Kanavy, Tom, 2006-13
Kasper, John, 1999
Keyes, Derik, 2018-
Kiffin, Monte, 1986-89; '91-94
Knox, Jr., Chuck, 2000-05
Kotwicka, Ben, 2022-
Kubiak, Gary, 2019-20
Kubiak, Clint, 2013-14, '19-21
Kuper, Chris, 2022-
Langford, Reshard, 2017
Lawrence, Daryl, 2000-03
Leahy, Bob, 1984
Levra, John, 1995-97
Lewis, Sherman, 2000-01
Linehan, Scott, 2002-04
Loney, Steve, 2002-05
Maalouf, Marwan, 2019-20
Mahle, Chaz, 2015-20
Manusky, Greg, 2022-
Mason, Derek, 2007-09
Marcus, Evan, 2014-15
Matchett, Clay, 2006
McCardell, Keenan, 2021-
McCormick, Tom, 1963-66

McLaurin, Aaron, 2012-13
Mertes, Buster, 1967-84
Michels, John, 1967-93
Modkins, Curtis, 2022-
Montgomery, Derron, 2022-
Moore, Tom, 1989-93
Morris, Pat, 2006-10
Murphy, Brian, 2006-10
Musgrave, Bill, 2011-13
Myers, Chip, 1993-98
Nelson, Jocko, 1971-78
Newman, Terence, 2018
O'Hara, Chris, 2022-
O'Leary, George, 2002-03
O'Shea, Chad, 2006-08
Olivadotti, Tom, 1996-99
Olson, Rich, 2005
Pagac, Fred, 2006-13
Panagos, Jim, 2002-05
Pariani, Brian, 2019-21
Patera, Jack, 1969-75
Patterson, A.C., 2019-21
Patterson, Andre, 1998-99, 2014-
Peters, Floyd, 1986-90
Pettine, Mike, 2022-
Petzing, Drew, 2014-19
Phillips, Wes, 2022-
Polamalu, Kennedy, 2017-21
Polian, Dennis, 2009-10
Priefer, Mike, 2011-18
Radakovich, Dan, 1984
Rallis, Nick, 2018-20
Rascati, Justin, 2022-
Rauscher, Phil, 2020-21
Reese, Floyd, 1979-85
Rehbein, Dick, 1984-91
Reynolds, Diron, 2009-13
Rhyme, Jerry, 1994, 2005
Ridenour, Dan, 2022-
Rodriguez, Robert, 2015-19
Rogers, Kevin, 2006-10
Ross, Kevin, 2003-05
Rowen, Keith, 1994-96
Ryan, Buddy, 1976-77
Salazar, Brent, 2016
Saxon, James, 2011-13
Schnelker, Bob, 1986-90
Scott, Karl, 2021
Siefkes, Sam, 2021-
Sheldon, Matt, 2010-11
Shultz, Kurtis, 2004-05
Shurmur, Pat, 2016-17
Shaw, Willie, 1992-93; 2001-02

Sherman, Ray, 1995-97; '99
Silverfield, Ryan, 2008-13
Singletary, Mike, 2011-13
Smith, Mike, 2022-
Solomon, Richard, 1992-2001
Sorrentino, Tony, 2022-
Sparano, Tony, 2016-17
Steckel, Les, 1979-83
Stefanski, Kevin, 2006-19
Steeple, Robert, 2021-
Stewart, George, 2007-16
Streight, Martin, 2006-13
Sweetman, Mike, 1984
Teerlinck, John, 1992-94
Terry, A'Lique, 2022-
Thomas, Emmitt, 2000-01
Tice, John, 1999-2005
Tice, Mike, 1996-2001
Tillman, Rusty, 2003-05
Tomlin, Mike, 2006
Trestman, Marc, 1985-86; '89-91
Turner, Cameron, 2011-12
Turner, Norv, 2014-16
Turner, Scott, 2014-16
Udinski, Grant, 2022-
Uyeyama, Mark, 2017-20
von Appen, Fred, 2000
Walters, Trent, 1994-2001
Warmath, Murray, 1978-79
White, Chris, 2009-12
West, Stan, 1961-63
Wetzel, Steve, 1992-2003
Wiggin, Paul, 1985-91
Williams, Alan, 2012-13
Willingham, Tyrone, 1992-94
Wilson, Kirby, 2014-15
Wolf, Mike, 1992-94
Wood, Alex, 1999-2002
Woods, Joe, 2006-13
Woods, Josh, 2021
Wyatt, Darrell, 2006
Yowarsky, Walt, 1961-66
Zauner, Gary, 1994-2001
Zimmer, Adam, 2014-21



Bud Grant's coaching staff in 1976 and '77 included future NFL head coaches Neill Armstrong (far left), Jerry Burns (2nd from right) and Buddy Ryan (4th from right).

VIKINGS YEAR-BY-YEAR

(Home Fields: 1961-81 Metropolitan Stadium, 1982-2013 HHH Metrodome, 2014-15 TCF Bank Stadium, 2016-present U.S. Bank Stadium)

ALL-TIME RECORD: REGULAR SEASON 505-422-11 / POST SEASON 21-30 / OVERTIME 26-21-4

1961

Head Coach: Norm Van Brocklin

Preseason (0-5)

8/5	L	13	Dallas at Sioux Falls (4,954)	38
8/18	L	3	at Baltimore Colts (10,203)	13
8/26	L	10	San Fran. at Portland (27,044)	14
9/2	L	7	Chicago at Cedar Rapids (12,500)	30
9/10	L	17	L.A. Rams (27,982)	21

Regular Season (3-11)

Finish: 7th in NFL Western Conference

9/17	W	37	Chicago (32,236)	13
9/24	L	7	at Dallas (12,992)	21
10/1	L	33	at Baltimore Colts (54,259)	34
10/8	L	0	Dallas (33,070)	28
10/15	L	24	San Francisco (34,415)	38
10/22	L	7	Green Bay (42,007)	33
10/29	L	10	at Green Bay (Milw.) (44,112)	28
11/5	L	17	at L.A. Rams (38,594)	31
11/12	W	28	Baltimore Colts (38,010)	20
11/19	L	10	Detroit (32,295)	37
11/26	L	28	at San Francisco (43,905)	38
12/3	W	42	L.A. Rams (30,068)	21
12/10	L	7	at Detroit (42,655)	13
12/17	L	35	at Chicago (34,539)	52
285				407

1962

Head Coach: Norm Van Brocklin

Preseason (2-3)

8/11	L	24	San Francisco at Seattle (22,500)	30
8/18	L	24	L.A. Rams at Portland (23,544)	33
8/25	L	21	St. L. Cards at Mpls.-Parade (15,500)	24
9/2	W	24	Baltimore Colts (29,544)	13
9/9	W	45	Dallas at Atlanta (12,500)	26

Regular Season (2-11-1)

Finish: 6th in NFL Western Conference

9/16	L	7	at Green Bay (38,669)	34
9/23	L	7	Baltimore Colts (30,787)	34
9/30	L	7	at San Francisco (38,407)	21
10/7	L	0	Chicago (33,141)	13
10/14	L	21	Green Bay (41,475)	48
10/21	W	38	at L.A. Rams (33,071)	14
10/28	W	31	Philadelphia (30,071)	21
11/4	L	31	at Pittsburgh (14,642)	39
11/11	L	30	at Chicago (46,984)	31
11/18	L	6	Detroit (31,257)	17
11/25	T	24	L.A. Rams (26,728)	24
12/2	L	12	San Francisco (33,076)	35
12/9	L	23	at Detroit (42,256)	37
12/16	L	17	at Baltimore Colts (53,645)	42
254				410

1963

Head Coach: Norm Van Brocklin

Preseason (4-1)

8/10	W	43	San Francisco at Portland, OR (20,837)	28
8/17	W	27	at L.A. Rams (42,966)	3
8/25	W	17	N.Y. Giants (29,815)	16
8/31	L	27	Philadelphia at Hershey, PA (15,861)	34
9/6	W	35	at St. Louis (30,842)	0

Regular Season (5-8-1)

Finish: Tied 4th in NFL Western Conference

9/15	W	24	at San Francisco (30,781)	20
9/22	L	7	Chicago (33,923)	28
9/29	W	45	San Francisco (28,567)	14
10/6	L	14	St. Louis Cards (30,220)	56
10/13	L	28	Green Bay (42,567)	37



From 1968-78 the Vikings won 10 division titles in 11 seasons, posting a 112-42-2 record in regular season play and advanced to 4 Super Bowls.

10/20	L	24	at L.A. Rams (30,555)	27
10/27	L	10	at Detroit (44,509)	28
11/3	W	21	L.A. Rams (33,567)	13
11/10	L	7	at Green Bay (42,327)	28
11/17	L	34	Baltimore Colts (33,136)	37
11/24	W	34	Detroit (28,763)	31
12/1	T	17	at Chicago (47,249)	17
12/8	L	10	at Baltimore Colts (54,122)	41
12/15	W	34	at Philadelphia (54,403)	13
309				390

1964

Head Coach: Norm Van Brocklin

Preseason (5-0)

8/8	W	21	N.Y. Giants (31,581)	7
8/15	W	24	St. L. Cards at Atlanta (9,500)	10
8/22	W	24	San Fran. at Salt Lake (20,207)	21
8/29	W	34	at L.A. Rams (39,938)	23
9/5	W	21	Philadelphia at Hershey (9,212)	20

Regular Season (8-5-1)

Finish: Tied 2nd in NFL Western Conference

9/13	W	34	Baltimore Colts (35,563)	24
9/20	L	28	Chicago (41,387)	34
9/27	L	13	at L.A. Rams (50,009)	22
10/4	W	24	at Green Bay (42,327)	23
10/11	L	20	Detroit (40,840)	24
10/18	W	30	Pittsburgh (39,873)	10
10/25	W	27	at San Francisco (31,845)	22
11/1	L	13	Green Bay (44,278)	42
11/8	W	24	San Francisco (40,408)	7
11/15	L	14	at Baltimore Colts (60,213)	17
11/22	T	23	at Detroit (48,291)	23
11/29	W	34	L.A. Rams (31,677)	13
12/6	W	30	at N.Y. Giants (62,802)	21
12/13	W	41	at Chicago (46,486)	14
355				296

1965

Head Coach: Norm Van Brocklin

Preseason (5-0)

8/14	W	31	Pittsburgh at Atlanta (39,240)	21
8/20	W	35	Philadelphia (43,125)	21
8/28	W	20	Washington at Charlotte, NC (20,426)	16
9/3	W	57	Dallas at Birmingham (41,500)	17
9/11	W	24	N.Y. Giants at Omaha (14,250)	9

Regular Season (7-7)

Finish: 5th in NFL Western Conference

9/19	L	16	at Baltimore Colts (56,562)	35
9/26	L	29	Detroit (46,826)	31
10/3	W	38	at L.A. Rams (36,755)	35
10/9	W	40	N.Y. Giants (44,283) Sat. night	14
10/17	L	37	Chicago (47,426)	45
10/24	W	42	at San Francisco (42,680)	41
10/31	W	27	at Cleveland (83,505)	17
11/7	W	24	L.A. Rams (47,426)	13
11/14	L	21	Baltimore Colts (47,426)	41
11/21	L	13	Green Bay (47,426)	38
11/28	L	24	San Francisco (40,306)	45
12/5	L	19	at Green Bay (40,852)	24
12/12	W	29	at Detroit (45,420)	7
12/19	W	24	at Chicago (46,604)	17
383				40

1966

Head Coach: Norm Van Brocklin

Preseason (3-1-1)

8/6	T	6	Detroit at New Orleans (38,500)	6
8/13	W	35	Pittsburgh at Portland (21,228)	6
8/20	W	24	L.A. Rams (40,270)	10
8/26	W	30	Washington at Clev. (83,414)	27
9/2	L	24	at Dallas (58,316)	28

Regular Season (4-9-1)

Finish: Tied 6th in NFL Western Conference

9/11	T	20	at San Francisco (29,312)	20
9/18	L	23	Baltimore Colts (47,426)	38
9/25	L	17	at Dallas (64,116)	13
10/2	L	10	Chicago (47,426)	13
10/16	W	35	L.A. Rams (47,426)	7
10/23	L	17	at Baltimore Colts (60,238)	20
10/30	W	28	San Francisco (45,077)	3
11/6	W	20	at Green Bay (50,861)	17
11/13	L	31	Detroit (43,939)	32
11/20	L	6	at L.A. Rams (38,775)	21
11/27	L	16	Green Bay (47,426)	28
12/4	L	13	Atlanta (37,117)	20
12/11	W	28	at Detroit (43,022)	16
12/18	L	28	at Chicago (45,191)	41
292				304

1967

Head Coach: Bud Grant

Preseason (2-3)

8/12	W	34	Philadelphia at Tulsa (24,500)	0
8/18	L	9	at Denver (31,850)	14
8/27	L	3	N.Y. Giants at New Haven (43,584)	21
9/2	W	16	Atlanta at Cleveland (84,236)	3
9/10	L	14	Cleveland (40,012)	42

Regular Season (3-8-3)

Finish: 4th in NFL Central

9/17	L	21	San Francisco (39,638)	27
9/22	L	3	at L.A. Rams (52,255) Fri. night	39
10/1	L	7	Chicago (44,868)	17
10/8	L	24	St. Louis Cards (40,017)	34
10/15	W	10	at Green Bay (Milw.) (49,601)	7
10/22	T	20	Baltimore Colts (47,693)	20
10/29	L	20	at Atlanta (52,859)	21
11/5	W	27	N.Y. Giants (44,960)	24
11/12	T	10	Detroit (40,032)	14
11/19	L	10	at Cleveland (68,431)	14
11/26	W	41	at Pittsburgh (23,773)	27
12/3	L	27	Green Bay (47,693)	30
12/10	T	10	at Chicago (40,110)	10
12/17	L	3	at Detroit (44,874)	14
233				294

1968

Head Coach: Bud Grant

Preseason (3-2)

8/10	L	10	Kansas City (45,228)	13
8/17	W	39	at Denver (20,901)	16
8/24	W	52	Philadelphia (41,229)	10
9/1	L	28	at St. Louis Cards (25,233)	31
9/6	W	20	New Orleans at Shreveport, LA (23,000)	17

Regular Season (8-6)

Finish: NFL Central Champions

9/14	W	47	Atlanta (45,563) Sat. night	7
9/22	W	26	at Green Bay (Milw.) (49,346)	13
9/29	L	17	Chicago (47,644)	27
10/6	W	24	Detroit (44,289)	10
10/13	L	17	at New Orleans (71,105)	20
10/20	L	7	Dallas (47,644)	20
10/27	L	24	at Chicago (46,562)	26
11/3	W	27	Washington (47,644)	14
11/10	W	14	Green Bay (47,644)	10
11/17	W	13	at Detroit (48,654)	6
11/24	L	9	at Baltimore Colts (60,238)	21
12/1	L	3	L.A. Rams (47,644)	31
12/8	W	30	at San Francisco (29,049)	20
12/15	W	24	at Philadelphia (54,530)	17
282				242

Western Conference Championship

(Memorial Stadium, Baltimore, MD)	
12/22 L 14 Baltimore Colts (60,238)	24

NFL Playoff Bowl

(Orange Bowl, Miami, FL)	
1/5/69 L 13 Dallas (22,961)*	17

*Statistics from game do not count.

1969

Head Coach: Bud Grant

Preseason (5-1)

8/2	W	45	Miami at Tampa (37,219)	10
8/9	W	26	Denver (45,916)	6
8/23	W	41	St. L. Cards at Memphis (34,417)	13
8/30	L	21	N.Y. Jets at Winston-Salem (31,500)	24
9/6	W	28	N.Y. Giants (47,900)	27
9/13	W	23	Cleveland at Akron (28,561)	16

Regular Season (12-2)

Finish: **NFC Central Champions**

9/21	L	23	at N.Y. Giants (62,900)	24
9/28	W	52	Baltimore Colts (47,900)	14
10/5	W	19	Green Bay at U. of MN (60,740)	7
10/12	W	31	at Chicago (45,757)	0
10/19	W	27	at St. Louis Cards (49,430)	10
10/26	W	24	Detroit (47,900)	0
11/2	W	31	Chicago (47,900)	14
11/9	W	51	Cleveland (47,900)	3
11/16	W	9	at Green Bay (Milw.) (48,321)	7
11/23	W	52	Pittsburgh (47,202)	14
11/27	W	27	at Detroit (57,906) Thanksgiving	0
12/7	W	20	at L.A. Rams (80,430)	13
12/14	W	10	San Francisco (43,028)	7
12/21	L	3	at Atlanta (52,872)	10

379

Western Conference Championship

(Metropolitan Stadium, Bloomington, MN)

12/27	W	23	L.A. Rams (47,900)	20
-------	---	----	--------------------	----

NFL Championship

(Metropolitan Stadium, Bloomington, MN)

1/4/70	W	27	Cleveland (47,900)	7
--------	---	----	--------------------	---

Super Bowl IV

(Tulane Stadium, New Orleans, LA)

1/11/70	L	7	Kansas City (80,562)	23
---------	---	---	----------------------	----

1970

Head Coach: Bud Grant

Preseason (4-2)

8/8	L	13	New Orleans at Canton (17,932)	14
8/15	L	13	Pittsburgh (45,591)	20
8/22	W	14	at Houston (44,563)	7
8/30	W	52	N.Y. Jets (47,900)	21
9/5	W	24	at Cleveland (83,043)	21
9/11	W	31	at Chicago (46,630)	30

Regular Season (12-2)

Finish: **NFC Central Champions**

9/20	W	27	Kansas City (47,900)	10
9/27	W	26	New Orleans (47,900)	0
10/4	L	10	at Green Bay (Milw.) (47,967)	13
10/11	W	24	at Chicago (45,485)	0
10/18	W	54	Dallas (47,900)	13
10/26	W	13	L.A. Rams (47,900) Mon. night	3
11/1	W	30	at Detroit (58,210)	17
11/8	W	19	at Washington (50,415)	10
11/15	W	24	Detroit (47,900)	20
11/22	W	10	Green Bay (47,900)	3
11/29	L	10	at N.Y. Jets (62,333)	20
12/5	W	16	Chicago (47,900) Sat. day	13
12/13	W	35	at Boston (37,819)	14
12/20	W	37	at Atlanta (57,992)	10

335

NFC Divisional Playoffs

(Metropolitan Stadium, Bloomington, MN)

12/27	L	14	San Francisco (46,050)	17
-------	---	----	------------------------	----



The 1970s Vikings dominated the NFC Central Division, winning the title in 8 of 10 seasons.

1971

Head Coach: Bud Grant

Preseason (5-1)

8/8	W	17	New England at U of M (31,813)	10
8/14	W	34	at San Diego (49,267)	7
8/21	W	34	Chicago (47,900)	14
8/28	W	26	at Pittsburgh (46,276)	21
9/4	L	7	at Denver (43,000)	14
9/11	W	24	Miami (47,900)	0

Regular Season (11-3)

Finish: **NFC Central Champions**

9/20	W	16	at Detroit (54,418) Mon. night	13
9/26	L	17	Chicago (47,900)	20
10/3	W	19	Buffalo (47,900)	0
10/10	W	13	at Philadelphia (65,258)	0
10/17	W	24	at Green Bay (56,263)	13
10/25	W	10	Baltimore Colts (49,784) Mon. night	3
10/31	W	17	at N.Y. Giants (62,829)	13
11/7	L	9	San Francisco (49,784)	13
11/14	W	3	Green Bay (49,784)	0
11/21	W	23	at New Orleans (83,130)	10
11/28	W	24	Atlanta (49,784)	7
12/5	L	14	at San Diego (54,505)	30
12/11	W	29	Detroit (49,784) Sat. day	10
12/19	W	27	at Chicago (55,049)	10

245

NFC Divisional Playoffs

(Metropolitan Stadium, Bloomington, MN)

12/25	L	12	Dallas (49,100)	20
-------	---	----	-----------------	----

1972

Head Coach: Bud Grant

Preseason (3-2)

8/12	W	24	San Diego (47,900)	13
8/18	L	10	at Buffalo (41,006)	21
8/26	W	20	at Cleveland (70,583)	17
9/4	W	26	Houston (47,900)	14
9/10	L	19	at Miami (74,298)	21

Regular Season (7-7)

Finish: **3rd in NFC Central**

9/18	L	21	Washington (47,900) Mon. night	24
9/24	W	34	at Detroit (54,418)	7
10/1	L	14	Miami (47,900)	16
10/8	L	17	St. Louis Cards (49,784)	19
10/15	W	23	at Denver (51,656)	20
10/23	L	10	at Chicago (55,701) Mon. night	13
10/29	W	27	at Green Bay (56,263)	6
11/5	W	37	New Orleans (49,784)	13
11/12	W	16	Detroit (49,784)	14
11/19	W	45	at L.A. Rams (77,982)	41
11/26	L	10	at Pittsburgh (50,348)	23
12/3	W	23	Chicago (49,784)	10
12/10	L	7	Green Bay (49,784)	23
12/16	L	17	at San Francisco (61,214) Sat. day	20

301

1973

Head Coach: Bud Grant

Preseason (5-0)

8/11	W	10	Pittsburgh (46,619)	6
8/18	W	13	at Kansas City (72,676)	10
8/25	W	34	at Oakland (57,515)	10
8/31	W	20	Miami (46,619)	17
9/8	W	24	at San Diego (42,007)	16

Regular Season (12-2)

Finish: **NFC Central Champions**

9/16	W	24	Oakland (46,619)	16
9/23	W	22	at Chicago (55,701)	13
9/30	W	11	Green Bay (48,503)	3
10/7	W	23	at Detroit (54,418)	9
10/14	W	17	at San Francisco (59,359)	13
10/21	W	28	Philadelphia (48,503)	21
10/28	W	10	L.A. Rams (48,503)	9
11/4	W	26	Cleveland (48,503)	3
11/11	W	28	Detroit (48,503)	7
11/19	L	14	at Atlanta (50,850) Mon. night	20
11/25	W	31	Chicago (48,503)	13
12/2	L	0	at Cincinnati (59,580)	27
12/8	W	31	at Green Bay (56,267) Sat. day	7
12/16	W	31	at N.Y. Giants (New Haven) (70,041)	24

296

NFC Divisional Playoffs

(Metropolitan Stadium, Bloomington, MN)

12/22	W	27	Washington (46,409)	20
-------	---	----	---------------------	----

NFL Championship Game

(Texas Stadium, Irving, TX)

12/30	W	27	Dallas (60,272)	10
-------	---	----	-----------------	----

Super Bowl VIII (Rice Stadium, Houston, TX)

1/13/74	L	7	Miami (68,142)	24
---------	---	---	----------------	----

1974

Head Coach: Bud Grant

Preseason (3-2)

8/10	L	21	at Denver (23,822)	27
8/19	L	9	at Miami (67,963)	21
8/25	W	32	Buffalo (46,553)	13
8/31	W	14	at St. Louis Cards (42,544)	10
9/7	W	42	San Francisco (46,553)	0

Regular Season (10-4)

Finish: **NFC Central Champions**

9/15	W	32	at Green Bay (56,312)	17
9/22	W	7	at Detroit (49,703)	6
9/29	W	11	Chicago (46,619)	7
10/6	W	23	at Dallas (60,817)	21
10/13	W	51	Houston (48,490)	10
10/20	L	16	Detroit (48,501)	20
10/27	L	14	New England (48,497)	17
11/3	W	17	at Chicago (55,753)	0
11/11	W	28	at St. L. Cards (51,392) Mon. night	24
11/17	L	7	Green Bay (48,480)	19
11/24	L	17	at L.A. Rams (90,266)	20
12/1	W	29	New Orleans (48,456)	9
12/7	W	23	Atlanta (48,480) Sa	10
12/14	W	35	at Kansas City (72,474) Sat. day	15

310

NFC Divisional Playoffs

(Metropolitan Stadium, Bloomington, MN)

12/21	W	30	St. Louis Cards (44,626)	14
-------	---	----	--------------------------	----

NFC Championship Game

(Metropolitan Stadium, Bloomington, MN)

12/29	W	14	L.A. Rams (47,404)	10
-------	---	----	--------------------	----

Super Bowl IX

(Tulane Stadium, New Orleans, LA)

1/12/75	L	6	Pittsburgh (80,997)	16
---------	---	---	---------------------	----

1975

Head Coach: Bud Grant

Preseason (2-3-1)

8/9	L	15	N.Y. Jets at Tempe (51,323)	20
8/17	L	10	at New England (40,218)	36
8/23	W	16	at Dallas (45,395)	13
9/1	W	20	Miami (47,653)	7
9/6	L	6	St. Louis Cards (46,975)	13
9/13	T	14	at San Diego (31,642)	14

Regular Season (12-2)

Finish: **NFC Central Champions**

9/21	W	27	San Francisco (48,418)	17
9/28	W	42	at Cleveland (65,419)	10
10/5	W	28	Chicago (48,446)	3
10/12	W	29	N.Y. Jets (48,444)	21
10/19	W	25	Detroit (48,446)	19
10/27	W	13	at Chicago (56,302) Mon. night	9
11/2	W	28	at Green Bay (55,279)	17
11/9	W	38	Atlanta (48,446)	0
11/16	W	20	at New Orleans (60,214)	7
11/23	W	28	San Francisco (48,443)	13
11/30	L	30	at Washington (54,311)	31
12/7	W	24	Green Bay (48,446)	3
12/14	L	10	at Detroit (78,990)	17
12/14	W	35	at Buffalo (73,391) Sat. day	13

377

NFC Divisional Playoffs

(Metropolitan Stadium, Bloomington, MN)

12/28	L	14	Dallas (46,425)	17
-------	---	----	-----------------	----

1976

Head Coach: Bud Grant

Preseason (3-3)

7/31	L	3	at Miami (39,939)	16
8/7	W	13	at Kansas City (32,851)	10
8/16	L	7	at Cleveland (44,336)	31
8/22	W	23	Cincinnati (43,784)	17
8/28	W	20	Philadelphia (46,512)	16
9/5	L	17	at Denver (52,129)	30

Regular Season (11-2-1)

Finish: **NFC Central Champions**

9/12	W	40	at New Orleans (58,156)	9
9/19	T	10	L.A. Rams (47,310) (OT)	10
9/26	W	10	at Detroit (77,232)	9
10/4	W	17	Pittsburgh (47,809) Mon. night	6
10/10	W	20	Chicago (47,948)	19
10/17	W	24	N.Y. Giants (47,156)	7
10/24	W	31	at Philadelphia (56,233)	12
10/31	L	13	at Chicago (56,602)	14
11/7	W	31	Detroit (46,735)	23
11/14	W	27	Seattle (45,087)	21
11/21	W	17	at Green Bay (Mil.) (53,104)	10
11/29	L	16	at San Fran. (56,775) Mon. night	20
12/5	W	20	Green Bay (43,700)	10
12/11	W	29	at Miami (46,543) Sat. day	17

NFC Divisional Playoffs

(Metropolitan Stadium, Bloomington, MN)
12/18 W 35 Washington (47,221) 20

NFC Championship Game

(Metropolitan Stadium, Bloomington, MN)
12/26 W 24 L.A. Rams (47,191) 13

Super Bowl XI

(Rose Bowl, Pasadena, CA)
1/9/77 L 14 Oakland (103,438) 32

1977

Head Coach: Bud Grant

Preseason (4-2)

8/6 W 22 at L.A. Rams (55,168) 17
8/13 W 34 Cleveland (45,370) 33
8/19 L 7 at Baltimore (45,529) 29
8/26 W 33 Miami (44,396) 7
9/3 L 7 at Cincinnati (52,942) 26
9/10 W 30 at Buffalo (35,017) 6

Regular Season (9-5)

Finish: NFC Central Champions

9/18 L 10 Dallas (47,678) (OT) 16
9/24 W 9 at Tampa Bay (66,272) Sat. night 3
10/2 W 19 Green Bay (47,143) 7
10/9 W 14 Detroit (45,860) 7
10/16 W 22 Chicago (47,708) (OT) 16
10/24 L 3 at L.A. Rams (62,414) Mon. night 35
10/30 W 14 at Atlanta (59,257) 7
11/6 L 7 St. Louis (47,066) 27
11/13 W 42 Cincinnati (47,371) 10
11/20 L 7 at Chicago (49,563) 10
11/27 W 13 at Green Bay (52,267) 6
12/4 W 28 San Francisco (40,745) 27
12/11 L 13 at Oakland (52,771) 35
12/17 W 30 at Detroit (78,572) Sat. night 21

231

NFC Divisional Playoffs

(L.A. Coliseum, Los Angeles, CA)
12/26 W 14 L.A. Rams (62,538) 7

NFC Championship Game

(Texas Stadium, Irving, TX)
1/1/78 L 6 Dallas (61,968) 23

1978

Head Coach: Bud Grant

Preseason (2-2)

8/5 W 20 Washington (46,212) 13
8/12 L 13 at Kansas City (41,092) 17
8/18 L 22 at Miami (46,316) 30
8/26 W 30 Buffalo (45,062) 27

Regular Season (8-7-1)

Finish: NFC Central Champions

9/3 L 24 at New Orleans (54,187) 31
9/11 W 12 Denver (46,508) (OT) Mon. night 9
9/17 W 10 Tampa Bay (46,152) 16
9/25 W 24 at Chicago (53,561) Mon. night 20
10/1 W 24 at Tampa Bay (65,972) 7
10/8 L 28 at Seattle (62,031) 29
10/15 L 17 L.A. Rams (46,551) 34
10/22 W 21 Green Bay (47,411) 7
10/26 W 21 at Dallas (61,848) Thurs. night 10
11/5 W 17 Detroit (46,008) 7
11/12 W 17 Chicago (43,286) 14
11/19 L 7 San Diego (38,859) 13
11/26 T 10 at Green Bay (51,737) (OT) 10
12/3 W 28 Philadelphia (38,722) 27
12/9 L 14 at Detroit (78,685) Sat. day 45
12/17 L 20 at Oakland (44,643) 27

294

NFC Divisional Playoffs

(L.A. Coliseum, Los Angeles, CA)
12/31 L 10 L.A. Rams (69,631) 34

1979

Head Coach: Bud Grant

Preseason (0-4)

8/2 L 9 at Seattle (60,881) 12
8/11 L 0 at San Diego (49,037) 19
8/18 L 10 Miami (45,790) 21
8/23 L 0 Kansas City (39,578) 25

Regular Season (7-9)

Finish: 3rd in NFC Central

9/2 W 28 San Francisco (46,539) 22
9/9 L 7 at Chicago (53,231) 26
9/16 L 12 Miami (46,187) 27
9/23 W 27 Green Bay (45,524) (OT) 21
9/30 W 13 at Detroit (75,295) 10
10/7 L 20 Dallas (47,572) 36
10/15 L 7 at N.Y. Jets (54,479) Mon. night 14
10/21 W 30 Chicago (41,164) 27



The Vikings moved downtown to the Metrodome in 1982 and called it home until 2013.

10/28 L 10 Tampa Bay (46,906) 12
11/4 L 7 at St. Louis (47,213) 37
11/11 L 7 at Green Bay (Milw.) (52,706) 19
11/18 W 14 Detroit (43,650) 7
11/25 W 23 at Tampa Bay (70,039) 22
12/2 L 21 at L.A. Rams (56,700) (OT) 27
12/9 W 10 Buffalo (42,239) 3
12/16 L 23 at New England (54,710) 27

259

1980

Head Coach: Bud Grant

Preseason (3-1)

8/9 W 21 San Diego (45,179) 17
8/18 L 10 at Kansas City (39,879) 14
8/23 W 17 at Miami (36,116) 10
8/30 W 38 Cleveland (47,262) 16

Regular Season (9-7)

Finish: NFC Central Champions

9/7 W 24 Atlanta (44,733) 23
9/14 L 7 Philadelphia (46,460) 42
9/21 W 34 at Chicago (59,983) 14
9/28 L 7 at Detroit (80,291) 27
10/5 L 17 Pittsburgh (47,583) 23
10/12 W 13 Chicago (46,751) 7
10/19 L 0 at Cincinnati (44,487) 14
10/26 L 3 at Green Bay (44,361) 16
11/2 W 39 at Washington (52,060) 14
11/9 W 34 Detroit (46,264) 0
11/16 W 38 Tampa Bay (46,032) 30
11/23 L 13 Green Bay (47,234) 25
11/30 W 23 at New Orleans (30,936) 20
12/7 W 21 at Tampa Bay (65,649) 10
12/14 W 28 Cleveland (42,202) 23
12/21 L 16 at Houston (51,064) 20

317

NFC Divisional Playoffs

(Veterans Stadium, Philadelphia, PA)
1/3/81 L 16 Philadelphia (68,434) 31

1981

Head Coach: Bud Grant

Preseason (1-3)

8/8 L 6 Miami (45,165) 20
8/14 L 13 at Washington (44,662) 27
8/22 W 20 Atlanta (42,908) 19
8/27 L 31 at L.A. Rams (60,141) 34

Regular Season (7-9)

Finish: 4th in NFC Central

9/5 L 13 at Tampa Bay (66,287) Sat. night 21
9/14 L 10 Oakland (47,186) M 36
9/20 W 26 Detroit (45,340) 24
9/27 W 30 at Green Bay (Mil.) (55,012) 13
10/4 W 24 Chicago (43,827) 27
10/11 W 33 at San Diego (50,708) 31
10/18 W 35 Philadelphia (45,459) 23
10/25 L 17 at St. Louis Cards (48,039) 30
11/2 L 17 at Denver (74,834) Mon. night 19
11/8 W 25 Tampa Bay (47,038) 10
11/15 W 20 New Orleans (45,215) 10
11/23 L 30 at Atlanta (54,086) Mon. night 31
11/29 L 23 Green Bay (46,025) 35
12/6 L 9 at Chicago (50,766) 10
12/12 L 7 at Detroit (79,428) Sat. day 45
12/20 L 6 Kansas City (41,110) 10

325

1982

Head Coach: Bud Grant

Preseason (3-2)

8/7 W 30 Baltimore at Canton (23,379) 14
8/14 L 17 at Atlanta (49,831) 20

8/21 W 7 Seattle (57,880) 3
8/28 L 17 at Denver (73,371) 27
9/3 W 24 New Orleans (59,810) 21

Regular Season (5-4)

Finish: 2nd in NFC Central

9/12 W 17 Tampa Bay (58,440) 10
9/16 L 22 at Buffalo (77,753) Thurs. night 23
11/21 L 7 at Green Bay (Milw.) (44,681) 26
11/28 W 35 Chicago (54,724) 7
12/5 L 14 at Miami (45,721) 22
12/12 W 13 Baltimore (53,981) 10
12/19 W 34 at Detroit (73,058) 31
12/26 L 14 N.Y. Jets (58,672) 42
1/3/83 W 31 Dallas (60,007) Mon. night 27

187

NFC First-Round Playoffs

(Metrodome, Minneapolis, MN)
1/9/83 W 30 Atlanta (60,560) 24

NFC Second-Round Playoffs

(RFK Stadium, Washington, DC)
1/15/83 L 7 Washington (54,593) 21

1983

Head Coach: Bud Grant

Preseason (3-1)

8/6 W 28 St. Louis Cards at London (32,847)* 10
8/13 L 7 Baltimore (56,061) 10
8/19 W 19 at Seattle (54,402) 17
8/26 W 34 Denver (59,435) 3

Regular Season (8-8)

Finish: 4th in NFC Central

9/4 W 27 at Cleveland (70,087) 21
9/8 L 17 San Francisco (58,167) Thurs. night 48
9/18 W 19 at Tampa Bay (47,567) (OT) 16
9/25 W 20 Detroit (58,254) 37
10/2 L 24 Dallas (62,136) 17
10/9 W 23 at Chicago (59,632) 14
10/16 W 34 Houston (58,910) 14
10/23 W 20 at Green Bay (55,236) (OT) 17
10/30 L 31 at St. Louis Cards (38,796) 41
11/6 L 12 Tampa Bay (59,239) 17
11/13 L 21 Green Bay (60,113) 29
11/20 W 17 at Pittsburgh (58,417) 14
11/27 L 16 at New Orleans (59,502) 17
12/5 L 2 at Detroit (79,169) Mon. night 13
12/11 L 13 Chicago (57,880) 19
12/17 W 20 Cincinnati (51,565) Mon. night 14

316

* game played at Wembley Stadium

1984

Head Coach: Les Steckel

Preseason (1-3)

8/4 W 37 Atlanta (51,693) 6
8/11 L 7 Miami (54,003) 29
8/18 L 10 Philadelphia (51,743) 31
8/24 L 0 at St. Louis Cards (35,864) 31

Regular Season (3-13)

Finish: 5th in NFC Central

9/2 L 13 San Diego (57,276) 42
9/9 L 17 at Philadelphia (55,942) 19
9/16 W 27 Atlanta (53,955) 20
9/30 W 29 at Detroit (57,511) 28
10/23 L 12 Seattle (57,171) 20
10/7 L 31 at Tampa Bay (47,405) 35
10/14 L 20 at L.A. Raiders (49,276) 23
10/21 L 14 Detroit (57,953) 16
10/28 L 7 at Chicago (57,517) 16
11/4 W 27 Tampa Bay (54,944) 24
11/11 L 17 at Green Bay (Milw.) (52,931) 45
11/18 L 21 at Denver (74,716) 42
11/25 L 3 Chicago (56,881) 34

11/29	L	17	Washington (55,017) Thurs. night	31
12/8	L	7	at San Francisco (61,384) Sat. day	51
12/16	L	14	Green Bay (51,197)	38
		276		484

1985

Head Coach: Bud Grant

Preseason (3-1)

8/10	W	16	at Miami (41,129)	13
8/17	W	41	Pittsburgh (56,887)	34
8/24	L	10	Seattle (56,562)	2
8/30	W	13	at Denver (69,373)	9

Regular Season (7-9)

Finish: 3rd in NFC Central

9/8	W	28	San Francisco (57,375)	21
9/15	W	31	at Tampa Bay (46,188)	16
9/19	L	24	Chicago (61,242) Thurs. night	33
9/29	W	27	at Buffalo (45,667)	20
10/6	L	10	at L.A. Rams (61,139)	13
10/13	L	17	at Green Bay (Mil.) (54,674)	20
10/20	W	21	San Diego (61,670)	17
10/27	L	9	at Chicago (63,815)	27
11/3	W	16	Detroit (58,012)	13
11/10	L	17	Green Bay (59,970)	27
11/17	L	21	at Detroit (54,647)	41
11/24	L	23	New Orleans (54,117)	30
12/1	W	28	at Philadelphia (54,688)	23
12/8	W	26	Tampa Bay (51,593)	7
12/15	L	13	at Atlanta (14,167)	14
12/22	L	35	Philadelphia (49,722)	37
		346		359

1986

Head Coach: Jerry Burns

Preseason (3-1)

8/9	W	30	Miami (52,865)	16
8/16	W	29	Denver (53,193)	27
8/22	L	17	at Seattle (57,730)	20
8/30	W	23	at Indianapolis (57,969)	20

Regular Season (9-7)

Finish: 2nd in NFC Central

9/7	L	10	Detroit (54,851)	13
9/14	W	23	at Tampa Bay (34,579)	10
9/21	W	31	Pittsburgh (56,795)	7
9/28	W	42	Green Bay (60,478)	7
10/5	L	0	at Chicago (63,921)	23
10/12	W	27	at San Francisco (58,637) (OT)	24
10/19	W	23	Chicago (62,851)	7
10/26	L	20	Cleveland (59,133)	23
11/2	L	38	at Washington (51,928) (OT)	44
11/9	W	24	at Detroit (53,725)	10
11/16	L	20	N.Y. Giants (62,003)	22
11/23	L	20	at Cincinnati (53,003)	23
11/30	W	45	Tampa Bay (56,235)	14
12/7	W	32	at Green Bay (47,637)	6
12/14	L	10	at Houston (32,738)	23
12/21	W	33	New Orleans (51,209)	17
		398		273

1987

Head Coach: Jerry Burns

Preseason (2-2)

8/15	L	17	at New Orleans (52,884)	23
8/22	W	37	Indianapolis (49,304)	13
8/29	L	27	New England (49,339)	38
9/3	W	27	at Denver (74,081)	17

Regular Season (8-7)

Finish: 2nd in NFC Central

9/13	W	34	Detroit (57,061)	19
9/20	W	21	at L.A. Rams (63,367)	16
10/4	L	16	Green Bay (13,911)	23
10/11	L	7	at Chicago (32,113)	27



Jerry Burns spent 24 seasons with the Vikings, 1968-85 as offensive coordinator and 1986-91 as head coach, taking the team to the 1987 NFC Championship Game and winning the 1989 NFC Central title.

10/18	L	10	at Tampa Bay (20,850)	20
10/26	W	34	Denver (51,011) M	27
11/1	L	17	at Seattle (61,134)	28
11/8	W	31	L.A. Raiders (57,150)	20
11/15	W	23	Tampa Bay (48,605)	17
11/22	W	24	Atlanta (53,866)	13
11/26	W	44	at Dallas (54,229) (OT) Thanks.	38
12/6	L	24	Chicago (62,331) Sun. night	30
12/13	L	10	at Green Bay (Milw.) (47,059)	16
12/20	W	17	at Detroit (27,693)	14
12/26	L	24	Washington (53,160) (OT) Sat. day	27
		336		335

NFC First-Round Playoffs

(Superdome, New Orleans, LA)

1/3/88	W	44	New Orleans (68,127)	10
--------	---	----	----------------------	----

NFC Divisional Playoffs

(Candlestick Park, San Francisco, CA)

1/9/88	W	36	San Francisco (62,547)	24
--------	---	----	------------------------	----

NFC Championship Game

(RFK Stadium, Washington, DC)

1/17/88	L	10	Washington (55,212)	17
---------	---	----	---------------------	----

1988

Head Coach: Jerry Burns

Preseason (3-1)

8/7	L	20	New Orleans (47,624)	23
8/14	W	28	Chicago at Goteburg, Sweden (33,115)	21
8/21	W	19	at Phoenix Cards (45,429) (OT)	16
8/26	W	24	Miami (51,463)	17

Regular Season (11-5)

Finish: 2nd in NFC Central

9/4	L	10	at Buffalo (76,783)	13
9/11	W	36	New England (55,545)	6
9/18	W	31	at Chicago (63,990)	7
9/25	W	23	Philadelphia (56,012)	21
10/2	L	7	at Miami (59,867)	24
10/9	W	14	Tampa Bay (55,374)	13
10/16	L	14	Green Bay (59,053)	34
10/23	W	49	at Tampa Bay (48,020)	24
10/30	L	21	at San Francisco (60,738)	20
11/6	W	44	Detroit (55,573)	17
11/13	W	43	at Dallas (57,830) Sun. night	3
11/20	W	12	Indianapolis Colts (58,342)	0
11/24	W	23	at Detroit (46,379) Thanksgiving	3
12/4	W	45	New Orleans (61,215)	3
12/11	L	6	at Green Bay (48,892)	18
12/19	W	28	Chicago (62,067) Mon. night	27
		406		233

NFC First-Round Playoffs

(Metrodome, Minneapolis, MN)

12/26	W	28	L.A. Rams (57,666)	17
-------	---	----	--------------------	----

NFC Divisional Playoffs

(Candlestick Park, San Francisco, CA)

1/1/89	L	9	San Francisco (61,848)	34
--------	---	---	------------------------	----

1989

Head Coach: Jerry Burns

Preseason (3-1)

8/12	W	23	Kansas City at Memphis (63,528)	13
8/21	W	24	Washington (50,213)	13
8/26	L	14	at L.A. Rams (45,087)	24
9/1	W	17	Cincinnati (49,867)	10

Regular Season (10-6)

Finish: NFC Central Champions

9/10	W	38	Houston (54,015)	7
9/17	L	7	at Chicago (66,475)	38
9/24	L	14	at Pittsburgh (50,744)	27
10/1	W	17	Tampa Bay (54,817)	3
10/8	W	24	Detroit (55,380)	10
10/15	W	26	Green Bay (62,075)	14
10/22	W	20	at Detroit (51,579)	7
10/30	L	14	at N.Y. Giants (76,041) Mon. night	24
11/5	W	23	L.A. Rams (59,600) (OT)	21
11/12	W	24	at Tampa Bay (56,271)	10
11/19	L	9	at Philadelphia (65,944)	10
11/26	L	19	at Green Bay (Milw.) (55,592)	20
12/3	W	27	Chicago (60,664) Sun. night	16
12/10	W	43	Atlanta (58,116)	17
12/17	L	17	at Cleveland (70,777) (OT)	23
12/25	W	29	Cincinnati (58,829) Mon. night	21
		351		275

NFC Divisional Playoffs

(Candlestick Park, San Francisco, CA)

1/6/90	L	13	San Francisco (64,585)	41
--------	---	----	------------------------	----

1990

Head Coach: Jerry Burns

Preseason (3-1)

8/11	L	10	New Orleans (48,154)	13
8/19	W	23	at Cleveland (60,989)	20

8/26	W	22	Houston (46,191)	21
8/31	W	20	at Miami (44,689)	17

Regular Season (6-10)

Finish: 5th in NFC Central

9/9	L	21	at Kansas City (68,363)	24
9/16	W	32	New Orleans (56,272)	3
9/23	L	16	at Chicago (65,420)	19
9/30	L	20	Tampa Bay (54,462) (OT)	23
10/7	L	27	Detroit (57,586)	34
10/15	L	24	at Philadelphia (66,296) Mon. night	32
10/21	BYE WEEK			
10/28	L	10	at Green Bay (Milw.) (55,125)	24
11/4	W	27	Denver (57,331) Sun. night	22
11/11	W	17	at Detroit (68,264)	7
11/18	W	24	at Seattle (59,735)	21
11/25	W	41	Chicago (58,866)	13
12/2	W	23	Green Bay (62,058) Sun. night	7
12/9	L	15	at N.Y. Giants (76,121)	23
12/16	L	13	at Tampa Bay (47,272)	26
12/22	L	24	L.A. Raiders (53,899) Sat. day	28
12/30	L	17	San Francisco (51,590)	20
		351		326

1991

Head Coach: Jerry Burns

Preseason (2-2)

8/3	L	21	at New Orleans (58,953)	24
8/10	W	34	Pittsburgh (44,959)	24
8/17	L	24	at Cincinnati (56,358) (OT)	27
8/23	W	31	Cleveland (45,925)	7

Regular Season (8-8)

Finish: 3rd in NFC Central

9/1	L	6	at Chicago (64,112)	10
9/8	W	20	at Atlanta (50,936)	19
9/15	W	17	San Francisco (59,148)	14
9/22	L	0	at New Orleans (68,591)	26
9/29	L	6	Denver (55,031) Sun. night	13
10/6	L	20	at Detroit (63,423)	24
10/13	W	34	Phoenix Cards (51,209)	7
10/20	L	23	at New England (45,367) (OT)	26
10/27	W	28	at Phoenix Cards (45,447)	0
11/3	W	28	Tampa Bay (35,737)	13
11/11	L	17	Chicago (59,001) Mon. night	34
11/17	W	35	at Green Bay (57,614)	21
11/24	L	14	Detroit (51,644)	34
11/21	BYE WEEK			
12/8	W	26	at Tampa Bay (41,091) Sun. night	24
12/15	W	20	L.A. Rams (61,518)	14
12/21	L	7	Green Bay (52,860) Sat. day	27
		301		306

1992

Head Coach: Dennis Green

Preseason (4-0)

8/8	W	24	Buffalo (36,603)	3
8/15	W	30	Kansas City (38,132)	0
8/24	W	56	at Cleveland (55,775)	3
8/29	W	30	at Washington (55,855)	0

Regular Season (11-5)

Finish: NFC Central Champions

9/6	W	23	at Green Bay (58,617) (OT)	20
9/13	L	17	at Detroit (57,519)	31
9/20	W	26	Tampa Bay (48,113)	20
9/27	W	42	at Cincinnati (53,847)	7
10/4	W	21	Chicago (60,992)	20
10/11	BYE WEEK			
10/15	W	31	Detroit (52,816) Thurs. night	14
10/25	L	13	Washington (59,098)	15
11/2	W	38	at Chicago (61,257) Mon. night	10
11/8	W	35	at Tampa Bay (49,095)	7
11/15	L	13	Houston (56,726)	17
11/22	W	17	Cleveland (53,323)	13
11/29	W	31	at L.A. Rams (54,831)	17
12/6	L	17	at Philadelphia (65,280)	28
12/13	L	17	San Francisco (60,685)	20
12/20	W	6	at Pittsburgh (53,613)	3
12/27	W	27	Green Bay (61,461)	7
		374		249

NFC First-Round Playoffs

Regular Season (9-7)**Finish: 2nd in NFC Central**

9/5	L	7	at L.A. Raiders (44,120)	24
9/12	W	10	Chicago (52,939)	7
9/19	BYE WEEK			
9/26	W	15	Green Bay (61,746)	13
10/3	L	19	at San Francisco (63,071)	38
10/10	W	15	Tampa Bay (54,215)	0
10/17	BYE WEEK			
10/24	W	19	at Chicago (64,677) Mon. night	12
10/31	L	27	Detroit (53,428) Sun. night	30
11/7	L	17	San Diego (55,527)	30
11/14	W	26	at Denver (67,329)	23
11/21	L	10	at Tampa Bay (40,848) Sun. night	23
11/28	L	14	New Orleans (53,030)	17
12/5	W	13	at Detroit (63,216)	0
12/12	L	20	Dallas (63,321)	37
12/19	W	21	at Green Bay (Milw.) (54,773)	17
12/26	W	30	Kansas City (59,236) Sun. night	10
12/31	W	14	at Washington (42,836) Fri. day	9
				277

NFC First-Round Playoffs

(Giants Stadium, East Rutherford, NJ)

1/9/94	L	10	N.Y. Giants (75,089)	17
--------	---	----	----------------------	----

1994**Head Coach: Dennis Green****Preseason (3-2)**

7/31	L	9	at Dallas (59,062)	17
8/7	W	17	Kansas City at Tokyo, Japan (49,555)	9
8/13	W	21	New Orleans (46,067)	7
8/20	L	19	at Seattle (45,497)	30
8/26	W	31	Miami (46,933)	16

Regular Season (10-6)**Finish: NFC Central Champions**

9/4	L	10	at Green Bay (59,487)	16
9/11	W	10	Detroit (52,349)	3
9/18	W	42	at Chicago (61,073)	14
9/25	W	38	Miami (64,035)	35
10/2	L	7	at Arizona Cards (67,950)	17
10/10	W	27	at N.Y. Giants (77,294) Mon. night	10
10/16	BYE WEEK			
10/20	W	13	Green Bay (63,041) (OT) Thurs. night	10
10/30	W	36	at Tampa Bay (42,110)	13
11/6	W	21	New Orleans (57,564)	20
11/13	L	20	at New England (58,382) (OT)	26
11/20	L	21	N.Y. Jets (60,687)	31
11/27	L	17	Tampa Bay (47,259) (OT)	20
12/1	W	33	Chicago (61,483) (OT) Thurs. night	27
12/11	W	21	at Buffalo (66,501)	17
12/17	L	19	at Detroit (73,881) Sat. day	41
12/26	W	21	San Francisco (63,326) Mon. night	14
				356

NFC First-Round Playoffs

(Metrodome, Minneapolis, MN)

1/1/95	L	18	Chicago (60,347)	35
--------	---	----	------------------	----

1995**Head Coach: Dennis Green****Preseason (2-2)**

8/7	W	23	at San Diego (47,934)	19
8/12	L	14	at New England (56,241)	21
8/18	W	20	Oakland (45,306)	17
8/26	L	13	Kansas City (39,349)	17

Regular Season (8-8)**Finish: 4th in NFC Central**

9/3	L	14	at Chicago (63,036)	31
9/10	W	20	Detroit (52,234)	10
9/17	L	17	Dallas (60,088) (OT) Sun. night	23
9/24	W	44	at Pittsburgh (57,853)	24
10/1	BYE WEEK			
10/8	W	23	Houston (56,430) (OT)	17

10/15	L	17	at Tampa Bay (55,703) (OT)	20
10/22	L	21	at Green Bay (60,332)	38
10/30	L	6	Chicago (61,238) M	14
11/5	W	27	Green Bay (62,839)	24
11/12	W	30	at Arizona Cards (51,342) (OT)	24
11/19	W	43	New Orleans (58,108)	24
11/23	L	38	at Detroit (74,559) Thanksgiving	44
12/3	W	31	Tampa Bay (52,879)	17
12/9	W	27	Cleveland (47,984) Sat. day	11
12/18	L	30	at San Francisco (64,975) Mon. night	37
12/24	L	24	at Cincinnati (34,568)	27
			412	385

1996**Head Coach: Dennis Green****Preseason (1-3)**

8/3	W	23	San Diego (34,367) (OT)	20
8/8	L	12	Buffalo (36,297)	35
8/19	L	17	at Miami (55,598)	24
8/23	L	13	at New Orleans (35,728)	16

Regular Season (9-7)**Finish: Second in NFC Central**

9/1	W	17	Detroit (52,972)	13
9/8	W	23	at Atlanta (42,688)	17
9/15	W	20	at Chicago (61,301)	14
9/22	W	30	Green Bay (64,168)	21
9/29	L	10	at N.Y. Giants (70,970)	15
10/6	W	14	Carolina (60,894)	12
10/13	L	13	at Tampa Bay (32,175)	24
10/20	BYE WEEK			
10/28	L	13	Chicago (60,774) M	15
11/3	L	6	Kansas City (59,552)	21
11/10	L	23	at Seattle (50,794)	42
11/17	W	16	at Oakland (41,183) (OT) Sun. night	13
11/24	L	17	Denver (59,142)	21
12/1	W	41	Arizona (45,767)	17
12/8	W	24	at Detroit (46,043) Sun. night	22
12/15	W	21	Tampa Bay (49,302)	10
12/22	L	10	at Green Bay (59,306)	38
			298	315

NFC First-Round Playoffs

(Texas Stadium, Irving, TX)

12/28	L	15	Dallas (64,682)	40
-------	---	----	-----------------	----

1997**Head Coach: Dennis Green****Preseason (3-2)**

7/26	W	28	Seattle at Canton (23,846)	26
8/2	W	36	St. Louis Rams (36,971)	6
8/8	L	3	at Buffalo (32,559)	19
8/16	L	13	at Cincinnati (44,316)	3
8/22	W	28	San Diego (44,300)	22

Regular Season (9-7)**Finish: 4th in NFC Central**

8/31	W	34	at Buffalo (79,139)	13
9/7	W	27	at Chicago (59,263)	24
9/14	L	14	Tampa Bay (63,697)	28
9/21	L	32	at Green Bay (60,115)	38
9/28	W	28	Philadelphia (55,149) Sun. night	19
10/5	W	20	at Arizona (45,550)	19
10/12	W	21	Carolina (62,625)	14
10/19	BYE WEEK			
10/26	W	10	at Tampa Bay (66,815)	6
11/2	W	23	New England (62,917)	17
11/9	W	29	Chicago (63,443)	22
11/16	L	15	at Detroit (68,910)	38
11/23	L	21	at N.Y. Jets (77,716)	23
12/1	L	11	Green Bay (64,001) Mon. night	27
12/7	L	17	at San Francisco (55,761)	28
12/14	L	13	Detroit (60,982)	14
12/21	W	39	Indianapolis (54,107)	28
			354	359

NFC First-Round Playoffs

(Giants Stadium, East Rutherford, NJ)

12/27	W	23	N.Y. Giants (77,710)	22
-------	---	----	----------------------	----

NFC Divisional Playoffs

(3COM Park, San Francisco, CA)

1/3/98	L	22	San Francisco (65,018)	38
--------	---	----	------------------------	----

1998**Head Coach: Dennis Green****Preseason (4-0)**

8/9	W	28	at New England (54,111)	0
8/15	W	34	Kansas City (60,995)	0
8/22	W	25	at Carolina (64,569) (OT)	22
8/28	W	42	San Francisco (62,127)	28

Regular Season (15-1)**Finish: NFC Central Champions**

9/6	W	31	Tampa Bay (62,538)	7
9/13	W	38	at St. Louis Rams (56,234)	31
9/20	W	29	Detroit (63,107)	6
9/27	W	31	at Chicago (57,783)	28
10/5	W	37	at Green Bay (59,849) Mon. night	24
10/11	BYE WEEK			
10/18	W	41	Washington (64,004)	7
10/25	W	34	at Detroit (77,885)	13
11/1	L	24	at Tampa Bay (64,979)	27
11/8	W	31	New Orleans (63,779)	24
11/15	W	24	Cincinnati (64,232)	3
11/22	W	28	Green Bay (64,471)	14
11/26	W	46	at Dallas (64,366) Thanksgiving	36
12/6	W	48	Chicago (64,247) Sun. night	22
12/13	W	38	at Baltimore Ravens (69,074)	28
12/20	W	50	Jacksonville (64,363) Sun. night	10
12/26	W	26	at Tennessee (41,121) Sat. day	16
			556	296

NFC Divisional Playoffs

(Metrodome, Minneapolis, MN)

1/10/99	W	41	Arizona (63,760)	21
---------	---	----	------------------	----

NFC Championship Game

(Metrodome, Minneapolis, MN)

1/17/99	L	27	Atlanta (64,060) (OT)	30
---------	---	----	-----------------------	----

1999**Head Coach: Dennis Green****Preseason (2-2)**

8/13	L	21	N.Y. Giants (63,434)	36
8/21	W	24	at Cleveland (71,398)	17
8/26	W	17	Philadelphia (63,387)	13
9/3	L	17	at N.Y. Jets (76,782)	38

Regular Season (10-6)**Finish: 2nd in NFC Central**

9/7	W	17	at Atlanta (69,555)	14
9/19	L	17	Oakland (64,080)	22
9/26	L	20	at Green Bay (59,868)	23
10/3	W	21	Tampa Bay (64,106)	14
10/10	L	22	Chicago (64,107)	24
10/17	L	23	at Detroit (76,516)	25
10/24	W	40	San Francisco (64,109)	16
10/31	W	23	at Denver (75,021)	20
11/8	W	27	Dallas (64,111) Mon. night	17
11/14	W	27	at Chicago (66,944) (OT)	24
11/21	BYE WEEK			
11/28	W	35	San Diego (64,232)	27
12/6	L	17	at Tampa Bay (65,741) Mon. night	24
12/12	L	28	at Kansas City (78,932) Sun. night	31
12/20	W	24	Green Bay (64,203) Mon. night	20
12/26	W	34	at N.Y. Giants (78,095)	17
12/20/00	W	24	Detroit (64,103)	17
			399	335

NFC First-Round Playoffs

(Metrodome, Minneapolis, MN)

1/9/00	W	27	Dallas (64,056)	10
--------	---	----	-----------------	----

NFC Divisional Playoffs

(TWA Dome, St. Louis, MO)

1/16/00	L	37	St. Louis Rams (66,194)	49
---------	---	----	-------------------------	----

2000**Head Coach: Dennis Green****Preseason (1-3)**

8/5	L	24	New Orleans (63,445)	25
8/12	L	7	at San Diego (43,805)	31
8/18	W	35	Arizona Cards (63,563)	17
8/24	L	30	at Indianapolis (51,337)	32

Regular Season (11-5)**Finish: NFC Central Champions**

9/3	W	30	Chicago (64,104)	27
9/10	W	13	Miami (64,112)	7
9/17	W	21	at New England (60,292)	13
9/24	BYE WEEK			
10/1	W	31	at Detroit (76,438)	24



The Vikings defense in the early 1990s was talented and thrived on turnovers. The club ranked #1 in NFL total defense in 1993.

10/9	W	30	Tampa Bay (64,162) Mon. night	23
10/15	W	28	at Chicago (66,944) Sun. night	16
10/22	W	31	Buffalo (64,116)	27
10/29	L	13	at Tampa Bay (65,589)	41
11/6	L	20	at Green Bay (59,854) (OT) MNF	26
11/12	W	31	Arizona (64,223)	14
11/19	W	31	Carolina (64,208)	17
11/23	W	27	at Dallas (63,878) Thanksgiving	15
11/30	W	24	Detroit (64,214) Thurs. night	17
12/10	L	29	at St. Louis Rams (66,273)	40
12/17	L	28	Green Bay (64,183)	33
12/24	L	10	at Indianapolis Colts (56,672)	31

397

NFC Divisional Playoffs

(Metrodome, Minneapolis, MN)				
1/6/01	W	34	New Orleans (63,881)	16

NFC Championship

(Giants Stadium, East Rutherford, NJ)				
1/14/01	L	0	NY Giants (79,310)	41

2001

Head Coach: Dennis Green (first 15 games), Mike Tice (final game)

Preseason (4-0)

8/11	W	28	New Orleans (46,752)	21
at San Antonio, TX				
8/16	W	24	Pittsburgh (63,790)	10
8/24	W	28	Indianapolis (63,804)	21
8/31	W	20	at Miami (60,136)	7

Regular Season (5-11)

Finish: 4th in NFC Central

9/9	L	13	Carolina (64,108)	24
9/23	L	10	at Chicago (66,944)	17
9/30	W	20	Tampa Bay (64,105)	16
10/7	L	15	at New Orleans (70,020)	28
10/14	W	31	Detroit (64,048)	26
10/21	W	35	Green Bay (64,165)	13
10/28	L	14	at Tampa Bay (65,558)	41
11/4	BYE WEEK			
11/11	L	17	at Philadelphia (65,638)	48
11/19	W	28	N.Y. Giants (64,283) Mon. night	16
11/25	L	6	Chicago (64,214) Sun. night	13
12/2	L	16	at Pittsburgh (62,661)	21
12/9	W	42	Tennessee (64,271)	24
12/16	L	24	at Detroit (72,190)	27
12/23	L	3	Jacksonville (64,150)	33
12/30	L	13	at Green Bay (59,870)	24
1/7/02	L	3	at Baltimore (69,465) Mon. night	19

290

2002

Head Coach: Mike Tice

Preseason (2-2)

8/10	L	15	Cleveland (63,532)	27
8/16	W	24	at Buffalo (46,027)	21
8/23	W	14	Tennessee (63,845)	10
8/29	L	14	at Pittsburgh (57,062)	17

Regular Season (6-10)

Finish: 2nd in NFC North

9/8	L	23	at Chicago (63,226) (Champaign, IL)	27
9/15	L	39	Buffalo (64,047) (OT)	45
9/22	L	14	Carolina (63,945)	21
9/29	L	23	at Seattle (65,212) Sun. night	48
10/6	BYE WEEK			
10/13	W	31	Detroit (64,013)	24
10/20	L	7	at N.Y. Jets (78,516)	20
10/27	W	25	Chicago (64,122)	7
11/3	L	24	at Tampa Bay (65,667)	38
11/10	W	20	N.Y. Giants (64,005)	27
11/17	W	31	Green Bay (64,153)	21
11/24	L	17	at New England (68,436)	24
12/1	L	24	Atlanta (63,947) (OT)	30
12/8	L	22	at Green Bay (64,070) Sun. night	26
12/15	W	32	at New Orleans (67,851)	31
12/21	W	20	Miami (64,285) Sat. day	17
12/29	W	38	at Detroit (60,233)	36

390

2003

Head Coach: Mike Tice

Preseason (1-3)

8/9	L	14	Jacksonville (63,370)	16
8/16	L	16	at Kansas City (75,634)	26
8/22	W	21	at Oakland (37,411)	6
8/28	L	27	Arizona (63,473)	31

Regular Season (9-7)

Finish: 2nd in NFC North

9/7	W	30	at Green Bay (70,505)	25
9/14	W	24	Chicago (64,144) Sun. night	13
9/21	W	23	at Detroit (60,865)	13

9/28	W	35	San Francisco (64,111)	7
10/5	W	39	at Atlanta (70,427)	26
10/12	BYE WEEK			
10/19	W	28	Denver (64,381)	20
10/26	L	27	N.Y. Giants (64,114)	29
11/2	L	27	Green Bay (64,482) Sun. night	30
11/9	L	28	at San Diego (64,738)	42
11/16	L	18	at Oakland (56,553)	28
11/23	W	24	Detroit (63,946)	14
11/30	L	17	at St. Louis (66,134)	48
12/7	W	34	Seattle (63,968)	7
12/14	L	10	at Chicago (61,804)	13
12/20	W	45	Kansas City (64,291) Sat. day	20
12/28	L	17	at Arizona (52,734)	18

416

2004

Head Coach: Mike Tice

Preseason (2-2)

8/14	W	23	Arizona (63,658)	6
8/20	L	24	at Atlanta (70,623)	27
8/27	W	23	San Francisco (63,960)	10
9/2	L	21	at Seattle (50,198)	23

Regular Season (8-8)

Finish: 2nd in NFC North

9/12	W	35	Dallas (64,105)	17
9/20	L	16	at Philadelphia (67,676) Mon. night	27
9/26	W	27	Chicago (64,163)	22
10/3	BYE WEEK			
10/10	W	34	at Houston (70,718) (OT)	28
10/17	W	38	at New Orleans (64,900) Sun. night	31
10/24	W	20	Tennessee (64,108)	3
10/31	L	13	N.Y. Giants (64,012)	34
11/8	L	28	at Indianapolis (57,307) Mon. night	31
11/14	L	31	at Green Bay (70,671)	34
11/21	W	22	Detroit (64,156)	19
11/28	W	27	Jacksonville (64,004)	14
12/5	L	14	at Chicago (62,051)	26
12/12	L	23	Seattle (64,110)	27
12/19	W	28	at Detroit (62,337)	27
12/24	L	31	Green Bay (64,311) Fri. day	34
1/2	L	18	at Washington (76,876)	21

405

NFC First-Round Playoffs

(Lambeau Field, Green Bay, WI)				
1/9/05	W	31	Green Bay (71,705)	17

NFC Divisional Playoffs

(Lincoln Financial Field, Philadelphia, PA)				
1/16/05	L	14	Philadelphia (67,722)	27

2005

Head Coach: Mike Tice

Preseason (3-1)

8/12	W	27	Kansas City (63,621)	16
8/19	L	21	at N.Y. Jets (76,441)	28
8/26	W	19	San Diego (64,712)	16
9/2	W	23	at Seattle (63,746)	21

Regular Season (9-7)

Finish: 2nd in NFC North

9/11	L	13	Tampa Bay (63,939)	24
9/18	L	8	at Cincinnati (65,763)	37
9/25	W	33	New Orleans (63,952)	16
10/2	L	10	at Atlanta (69,552)	30
10/9	BYE WEEK			
10/16	L	3	at Chicago (62,143)	28
10/23	W	23	Green Bay (64,278)	20
10/30	L	13	at Carolina (73,502)	38
11/6	W	27	Detroit (63,813)	14
11/13	W	24	at N.Y. Giants (78,637)	21
11/21	W	20	at Green Bay (70,610) Mon. night	17
11/27	W	24	Cleveland (63,814)	12
12/4	W	21	at Detroit (61,375)	16
12/11	W	27	St. Louis (64,005)	13
12/18	L	3	Pittsburgh (64,136)	18
12/25	L	23	at Baltimore (70,246) Sun. night	30
1/1/06	W	34	Chicago (64,023)	10

306

2006

Head Coach: Brad Childress

Preseason (2-1-1)

8/14	L	13	Oakland (63,278)	16
8/19	W	17	at Pittsburgh (57,813)	10
8/25	W	30	Baltimore (63,257)	7
8/31	T	10	at Dallas (60,299)	10

Regular Season (6-10)

Finish: 3rd in NFC North

9/11	W	19	at Washington (90,608) Mon. night	16
9/17	W	16	Carolina (63,623) (OT)	13
9/24	L	16	Chicago (63,754)	19

10/1	L	12	at Buffalo (71,972)	17
10/8	W	26	Detroit (63,906)	13
10/15	BYE WEEK			
10/22	W	31	at Seattle (63,118)	13
10/30	L	7	New England (63,819) Mon. night	31
11/5	L	3	at San Francisco (68,088)	9
11/12	L	17	Green Bay (63,924)	23
11/19	L	20	at Miami (73,070)	24
11/26	W	31	Arizona (63,483)	26
12/3	L	13	at Chicago (62,221)	23
12/10	W	30	at Detroit (60,861)	20
12/17	L	13	N.Y. Jets (63,677)	26
12/21	L	7	at Green Bay (70,864) Thurs. night	9
12/31	L	21	St. Louis (63,557)	41

282

2007

Head Coach: Brad Childress

Preseason (2-2)

8/10	L	10	St. Louis (62,666)	13
8/17	W	37	at N.Y. Jets (75,851)	20
8/25	L	13	at Seattle (66,723)	30
8/30	W	23	Dallas (62,938)	14

Regular Season (8-8)

Finish: 2nd in NFC North

9/9	W	24	Atlanta (62,815)	3
9/16	L	17	at Detroit (61,771) (OT)	20
9/23	L	10	at Kansas City (78,038)	13
9/30	L	16	Green Bay (63,779)	23
10/7	BYE WEEK			
10/14	W	34	at Chicago (62,174)	31
10/21	L	14	at Dallas (63,432)	24
10/28	L	16	Philadelphia (63,019)	23
11/4	W	35	San Diego (63,043)	17
11/11	L	0	at Green Bay (70,945)	34
11/18	W	29	Oakland (62,960)	22
11/25	W	41	at N.Y. Giants (78,591)	17
12/2	W	42	Detroit (62,996)	10
12/9	W	27	at San Francisco (68,050)	7
12/17	W	20	Chicago (63,800) Mon. night	13
12/23	L	21	Washington (63,634) Sun. night	32
12/30	L	19	at Denver (76,084) (OT)	22

365

2008

Head Coach: Brad Childress

Preseason (1-3)

8/9	L	17	Seattle (62,545)	34
8/16	W	23	at Baltimore (70,585)	15
8/23	L	10	Pittsburgh (62,625)	12
8/28	L	10	at Dallas (60,246)	16

Regular Season (10-6)

Finish: NFC North Champions

9/8	L	19	at Indianapolis (71,004) Mon. night	24
9/14	L	15	Indianapolis (63,585)	18
9/21	W	20	Carolina (62,628)	10
9/28	L	17	at Tennessee (63,143)	30
10/6	W	30	at New Orleans (70,015) Mon. night	27
10/12	W	12	Detroit (62,867)	10
10/19	L	41	at Chicago (62,235)	48
10/26	BYE WEEK			
11/2	W	28	Houston (62,839)	21
11/9	W	28	Green Bay (63,845)	27
11/16	L	13	at Tampa Bay (65,278)	19
11/23	W	30	at Jacksonville (65,064)	12
11/30	W	34	Chicago (63,722) Sun. night	14
12/7	W	20	at Detroit (50,444)	16
12/14	W	35	at Atlanta (64,457)	14
12/21	L	17	Arizona (62,889)	24
12/28	W	20	N.Y. Giants (63,761)	19

379

333

11/1	W	38	at Green Bay (71,213)	26
11/8	BYE WEEK			
11/15	W	27	Detroit (63,854)	10
11/22	W	35	Seattle (63,854)	9
11/29	W	36	Chicago (63,854)	10
12/6	L	17	at Arizona (64,121) Sun. night	30
12/13	W	30	Cincinnati (63,854)	10
12/20	L	7	at Carolina (73,515) Sun. night	26
12/28	L	30	at Chicago (62,479) (OT) Mon. night	36
1/3/10	W	44	N.Y. Giants (63,854)	7

470

NFC Divisional Playoffs

(Metrodome, Minneapolis, MN)

1/17/10	W	34	Dallas (63,547)	3
---------	---	----	-----------------	---

NFC Championship

(Superdome, New Orleans, LA)

1/24/10	L	28	New Orleans (71,276) (OT)	31
---------	---	----	---------------------------	----

2010

Head Coach: Brad Childress (first 10 games), Leslie Frazier (final 6 games)

Preseason (3-1)

8/14	W	28	at St. Louis (40,801)	7
8/22	L	10	at San Francisco (69,732)	15
8/28	W	24	Seattle (63,550)	13
9/2	W	31	Denver (63,328)	24

Regular Season (6-10)

Finish: 4th in NFC North

9/9	L	9	at New Orleans (70,051) Thu. night	14
9/19	L	10	Miami (63,846)	14
9/26	W	24	Detroit (63,377)	10
10/3	BYE WEEK			
10/11	L	20	at N.Y. Jets (77,909) Mon. night	29
10/17	W	24	Dallas (64,120)	21
10/24	L	24	at Green Bay (71,107) Sun. night	28
10/31	L	18	at New England (68,756)	28
11/7	W	27	Arizona (64,120) (OT)	24
11/14	L	13	at Chicago (62,206)	27
11/21	L	3	Green Bay (64,120)	31
11/28	W	17	at Washington (83,602)	13
12/5	W	38	Buffalo (64,012)	14
12/13	L	3	N.Y. Giants (45,910) * Mon. night	21
12/20	L	14	Chicago (45,504) * Mon. night	40
12/28	W	24	at Philadelphia (69,144) * Tue. night	14
1/2/11	L	13	at Detroit (57,013)	30

281

348

Played at Ford Field, Detroit, moved due to weather-related Metrodome collapse

* Played at TCF Bank Stadium, Univ. of MN

^ Delayed from 12/26 by blizzard in Philadelphia

2011

Head Coach: Leslie Frazier

Preseason (2-2)

8/13	L	3	at Tennessee (69,143)	14
8/20	W	20	at Seattle (65,599)	7
8/27	L	17	Dallas (62,800)	23
9/1	W	28	Houston (62,148)	0

Regular Season (3-13)

Finish: 4th in NFC North

9/11	L	17	at San Diego (66, 716)	24
9/18	L	20	Tampa Bay (62, 461)	24
9/25	L	23	Detroit (62, 466)	26
10/2	L	17	at Kansas City (72, 931)	22
10/9	W	34	Arizona (62, 479)	10
10/16	L	10	at Chicago (62, 322) Sun. night	39
10/23	L	27	Green Bay (63, 946)	33
10/30	W	24	at Carolina (72, 095)	21
11/6	BYE WEEK			
11/14	L	7	at Green Bay (70, 519) Mon. night	45
11/20	L	21	Oakland (62, 748)	27
11/27	L	14	at Atlanta (68, 115)	24
12/4	L	32	Denver (62, 939)	35
12/11	L	28	at Detroit (63, 998)	34
12/18	L	20	New Orleans (62, 623)	42
12/24	W	33	at Washington (63,370) Sat. day	26
1/1/12	L	13	Chicago (62,867)	17

340

449

2012

Head Coach: Leslie Frazier

Preseason (1-3)

8/10	L	6	at San Francisco (69,732)	17
8/17	W	36	Buffalo (56,430)	14
8/24	L	10	San Diego (56,521)	12
8/30	L	24	at Houston (71,116)	28

Regular Season (10-6)

Finish: 2nd in NFC North

9/9	W	26	Jacksonville (56,607) (OT)	23
9/16	L	20	at Indianapolis (63,912)	23

9/23	W	24	San Francisco (52,288)	13
9/30	W	20	at Detroit (63,616)	13
10/7	W	30	Tennessee (57,652)	7
10/14	L	26	at Washington (78,476)	38
10/21	W	21	Arizona (61,068)	14
10/25	L	17	Tampa Bay (60,860) Thurs. night	36
11/4	L	20	at Seattle (67,584)	30
11/11	W	34	Detroit (64,059)	24
11/18	BYE WEEK			
11/25	L	10	at Chicago (62,306)	28
12/2	L	14	at Green Bay (70,567)	28
12/9	W	21	Chicago (64,134)	14
12/16	W	36	at St. Louis (55,751)	22
12/23	W	23	at Houston (71,688)	6
12/30	W	37	Green Bay (64,134)	34

379

348

NFC First-Round Playoffs

(Lambeau Field, Green Bay, WI)

1/5/13	L	10	at Green Bay (71,548)	24
--------	---	----	-----------------------	----

2013

Head Coach: Leslie Frazier

Preseason (1-3)

8/9	L	13	Houston (62,306)	27
8/16	L	16	at Buffalo (60,164)	30
8/25	L	14	at San Francisco (69,732)	34
8/29	W	24	Tennessee (62,603)	23

Regular Season (5-10-1)

Finish: 4th in NFC North

9/8	L	24	at Detroit (62,461)	34
9/15	L	30	at Chicago (62,181)	31
9/22	L	27	Cleveland (63,672)	31
9/29	W	34	Pittsburgh at London ^ (83,518)	27
10/6	BYE WEEK			
10/13	L	10	Carolina (63,963)	35
10/21	L	7	at N.Y. Giants (79,314) Mon. night	23
10/27	L	31	Green Bay (64,134) Sun. night	44
11/3	L	23	at Dallas (85,360)	27
11/7	W	34	Washington (64,011) Thurs. night	27
11/17	L	20	at Seattle (68,235)	41
11/24	T	26	at Green Bay (77,871) (OT)	26
12/1	W	23	Chicago (64,134) (OT)	20
12/8	L	26	at Baltimore (70,921)	29
12/15	W	48	Philadelphia (64,087)	30
12/22	L	14	at Cincinnati (61,555)	42
12/29	W	14	Detroit (64,134)	13

391

480

^Played at Wembley Stadium, London

2014

Head Coach: Mike Zimmer

Preseason (4-0)

8/8	W	10	Oakland (51,752)	6
8/16	W	38	Arizona (51,763)	28
8/23	W	30	at Kansas City (73,442)	12
8/28	W	19	at Tennessee (69,143)	3

Regular Season (7-9)

Finish: 3rd in NFC North

9/7	W	34	at St. Louis (55,919)	6
9/14	L	7	New England (52,350)	30
9/21	L	9	at New Orleans (73,005)	20
9/28	W	41	Atlanta (52,173)	28
10/2	L	10	at Green Bay (78,054) Thurs. night	42
10/12	L	3	Detroit (52,213)	17
10/19	L	16	at Buffalo (68,477)	17
10/26	W	19	at Tampa Bay (56,577) (OT)	13
11/2	W	29	Washington (52,252)	26
11/9	BYE WEEK			
11/16	L	13	at Chicago (61,792)	21
11/23	L	21	Green Bay (52,386)	24
11/30	W	31	Carolina (52,016)	13
12/7	W	30	N.Y. Jets (52,152) (OT)	24
12/14	L	14	at Detroit (62,490)	16
12/21	L	35	at Miami (66,203)	37
12/28	W	13	Chicago (52,364)	9

325

343

Head Coach: Mike Zimmer

Preseason (4-1)

8/9	W	14	Pittsburgh at Canton (23,379)	3
8/15	W	26	Tampa Bay (50,610)	16
8/22	W	20	Oakland (50,656)	12
8/29	W	28	at Dallas (86,082)	14
9/3	L	17	at Tennessee (61,294)	24

Regular Season (11-5)

Finish: 1st in NFC North

9/14	L	3	at San Francisco (70,499) Mon. night	20
9/20	W	26	Detroit (52,319)	16
9/27	W	31	San Diego (52,400)	14

10/4	L	20	at Denver (77,029)	23
10/11	BYE WEEK			
10/18	W	16	Kansas City (52,480)	10
10/25	W	28	at Detroit (60,231)	19
11/1	W	23	at Chicago (62,231)	20
11/8	W	21	St. Louis (52,406) (OT)	18
11/15	W	30	at Oakland (54,700)	14
11/22	L	13	Green Bay (52,529)	30
11/29	W	20	at Atlanta (70,610)	10
12/6	L	7	Seattle (52,430)	38
12/10	L	20	at Arizona (64,784) Thurs. night	23
12/20	W	38	Chicago (52,421)	17
12/27	W	49	N.Y. Giants (52,455) Sun. night	17
1/3/16	W	20	at Green Bay (78,412) Sun. night	13

365

302

NFC First-Round Playoffs

(TCF Bank Stadium, Minneapolis, MN)

1/10/16	L	9	Seattle (52,090)	10
---------	---	---	------------------	----

2016

Head Coach: Mike Zimmer

Preseason (4-0)

8/12	W	17	at Cincinnati (50,737)	16
8/18	W	18	at Seattle (68,469)	11
8/28	W	23	San Diego (66,143)	10
9/1	W	27	LA Rams (66,262)	25

Regular Season (8-8)

Finish: 3rd in NFC North

9/11	W	25	at Tennessee (63,816)	16
9/18	W	17	at Green Bay (66,813) Sun. night	14
9/25	W	22	at Carolina (73,818)	10
10/3	W	24	N.Y. Giants (66,690) Mon. night	10
10/9	W	31	Houston (66,683)	13
10/16	BYE WEEK			
10/23	L	10	at Philadelphia (69,596)	21
10/31	L	10	at Chicago (60,422) Mon. night	20
11/6	L	16	Detroit (66,807) (OT)	22
11/13	L	20	at Washington (78,216)	26
11/20	W	30	Arizona (66,808)	24
11/24	L	13	at Detroit (63,793) Thanksgiving	16
12/1	L	15	Dallas (66,860) Thurs. night	17
12/11	W	25	at Jacksonville (62,701)	16
12/18	L	6	Indianapolis (66,820)	34
12/24	L	25	at Green Bay (77,856) Sat. day	38
1/1/17	W	38	Chicago (66,808)	10

327

307

2017

Head Coach: Mike Zimmer

Preseason (2-2)

8/10	W	17	at Buffalo (60,459)	10
8/18	L	13	at Seattle (68,550)	20
8/27	W	32	San Francisco (66,551)	31
8/31	L	9	Miami (66,409)	30

Regular Season (13-3)

Finish: 1st in NFC North

9/11	W	29	New Orleans (66,606) Mon. night	19
9/17	L	9	at Pittsburgh (65,971)	26
9/24	W	34	Tampa Bay (66,390)	17
10/1	L	7	Detroit (66,730)	14
10/9	W	20	at Chicago (61,834) Mon. night	17
10/15	W	23	Green Bay (66,848)	10
10/22	W	24	Baltimore (66,751)	16
10/29	W	33	at Cleveland (London) ^ (74,237)	16
11/5	BYE WEEK			



The Vikings won their 1st regular season international game in 2013 over Pittsburgh.

11/12	W	38	at Washington (74,476)	30
11/19	W	24	Los Angeles Rams (66,809)	7
11/23	W	30	at Detroit (66,613) Thanksgiving	23
12/3	W	14	at Atlanta (71,185)	9
12/10	L	24	at Carolina (73,728)	31
12/17	W	34	Cincinnati (66,831)	7
12/23	W	16	at Green Bay (78,092) Sat. night	0
12/31	W	23	Chicago (66,808)	10

382

252

^ Played at Twickenham Stadium, London

NFC Divisional Round Playoffs

(U.S. Bank Stadium, Minneapolis, MN)				
1/14/18	W	29	New Orleans (66,612)	24

NFC Championship Game

(Lincoln Financial Field, Philadelphia, PA)				
1/21/18	L	7	Philadelphia (69,596)	38

2018

Head Coach: Mike Zimmer

Preseason (3-1)

8/11	W	42	at Denver (75,530)	28
8/18	L	10	Jacksonville (66,637)	14
8/24	W	21	Seattle (66,676)	20
8/30	W	13	at Tennessee (61,455)	3

Regular Season (8-7-1)

Finish: 2nd in NFC North

9/9	W	24	San Francisco (66,673)	16
9/16	T	29	at Green Bay (78,461) (OT)	29
9/23	L	6	Buffalo (66,800)	27
9/27	L	31	at L.A. Rams (72,027) Thurs. night	38
10/7	W	23	at Philadelphia (69,696)	21
10/14	W	27	Arizona (66,801)	17
10/21	W	37	at N.Y. Jets (77,982)	17
10/28	L	20	New Orleans (66,801) Sun. night	30
11/4	W	24	Detroit (66,825)	9
11/11	BYE WEEK			

11/18	L	20	at Chicago (61,651)	25
11/25	W	24	Green Bay (66,872) Sun. night	17
12/2	L	10	at New England (65,878)	24
12/10	L	7	at Seattle (63,007) Mon. night	21
12/16	W	41	Miami (66,841)	9
12/23	W	27	at Detroit (61,641)	24
12/30	L	10	Chicago (66,878)	17

360

341

2019

Head Coach: Mike Zimmer

Preseason (3-1)

8/9	W	34	at New Orleans (73,018)	25
8/18	W	25	Seattle (66,636)	19
8/24	W	20	Arizona (66,698)	9
8/29	L	23	at Buffalo (57,765)	27

Regular Season (10-6)

Finish: 2nd in NFC North

9/8	W	28	Atlanta (66,714)	12
9/15	L	16	at Green Bay (78,416)	28
9/22	W	34	Oakland (66,738)	14
9/29	L	6	at Chicago (62,131)	16
10/6	W	28	at NY Giants (75,041)	10
10/13	W	38	Philadelphia (66,837)	20
10/20	W	42	at Detroit (60,314)	30
10/24	W	19	Washington (66,776) Thurs. night	9
11/3	L	23	at Kansas City (73,615)	26
11/10	W	28	at Dallas (91,188) Sun. night	24
11/17	W	27	Denver (66,883)	23

11/24	BYE WEEK			
12/2	L	30	at Seattle (69,080) Mon. night	37
12/8	W	20	Detroit (66,776)	7
12/15	W	39	at LA Chargers (25,445)	10
12/23	L	10	Green Bay (67,167) Mon. night	23
12/29	L	19	Chicago (66,913)	21

407

303

NFC First-Round Playoffs

(Mercedes-Benz Stadium, New Orleans, LA)
1/5/20 W 26 at New Orleans (73,038) (OT) 20

NFC Divisional Round Playoffs

(Levi's Stadium, Santa Clara, CA)				
1/11/20	L	10	at San Francisco (71,649)	27

2020

Head Coach: Mike Zimmer

Regular Season (7-9)

Finish: 3rd in NFC North

9/13	L	34	Green Bay (0)	43
9/20	L	11	at Indianapolis (2,500)	28
9/27	L	30	Tennessee (0)	31
10/4	W	31	at Houston (12,102)	23
10/11	L	26	at Seattle (0) Sun. night	27
10/18	L	23	Atlanta (0)	40
10/25	BYE WEEK			

11/1	W	28	at Green Bay (0)	22
11/8	W	34	Detroit (0)	20
11/16	W	19	at Chicago (0) Mon. night	13
11/22	L	28	Dallas (0)	31
11/29	W	28	Carolina (0)	27
12/6	W	27	Jacksonville (0) (OT)	24
12/13	L	14	at Tampa Bay (16,031)	26
12/20	L	27	Chicago (0)	33
12/25	L	33	at New Orleans (3,000) Fri. day	52
1/3/21	W	37	at Detroit (0)	35

430

475

2021

Head Coach: Mike Zimmer

Preseason (0-3)

8/13	L	6	Denver (66,028)	33
8/20	L	10	Indianapolis (66,022)	12
8/27	L	25	at Kansas City (72,680)	28

Regular Season (8-9)

Finish:

9/12	L	24	at Cincinnati (56,525) OT	27
9/19	L	33	at Arizona (60,115)	34
9/26	W	30	Seattle (66,729)	17
10/3	L	7	Cleveland (66,703)	14
10/10	W	19	Detroit (66,538)	17
10/17	W	34	at Carolina (72,104) OT	28
10/24	BYE WEEK			
10/31	L	16	Dallas Sun. night (66,633)	20
11/7	L	31	at Baltimore (70,599)	34
11/14	W	27	at LA Chargers (70,240)	20
11/21	W	34	Green Bay (66,959)	31
11/28	L	26	at San Francisco (71,493)	34
12/5	L	27	at Detroit (45,691)	29
12/9	W	36	Pittsburgh (66,718) Thurs. night	28
12/20	W	17	at Chicago (60,082) Mon. night	9
12/26	L	30	LA Rams (66,708)	23
1/2/22	L	10	at Green Bay (77,832) Sun. night	37
1/9/22	W	31	Chicago (66,625)	17

425

426

2022

Head Coach: Kevin O'Connell

Preseason

8/14	L	20	at Las Vegas (61,177)	26
8/20	L	7	San Francisco (66,714)	17
8/27	L	13	at Denver (76,473)	23

Regular Season (2-1)

Finish:

9/11	W	23	Green Bay (66,959)	7
9/19	L	7	at Philadelphia (69,879) Mon. night	24
9/25	W	28	Detroit (66,638)	24
10/2			vs. New Orleans (London)	
10/9			Chicago	
10/16			at Miami	
10/23			BYE WEEK	
10/30			Arizona	
11/6			at Washington	
11/13			at Buffalo	
11/20			Dallas	
11/24			New England (T'giving)	
12/1			NY Jets	
12/11			at Detroit	
12/17-18			Indianapolis	
12/24			NY Giants Sat. day	
1/1			at Green Bay	
1/7-8			at Chicago	



VIKINGS SUPER BOWL SEASONS

1969 - Super Bowl IV vs. Kansas City at Tulane Stadium, New Orleans

The Vikings advanced to the first Super Bowl in franchise history by capping a 12-2 regular season with playoff wins over the LA Rams in the Western Conference Championship at Met Stadium on December 27 and topping the Cleveland Browns the following week in the final NFL Championship game in league history at the Met. The games were the first playoff wins in franchise history and came in Bud Grant's 3rd season as head coach. The 1969 season was the last under the AFL-NFL format before the rival leagues RB merged for the 1970 campaign as the NFL and adopted the AFC and NFC conferences and re-alignment.

Grant earned his only NFL Coach of the Year honors for the '69 season. An estimated TV audience of 44.3 million tuned in to CBS to hear Jack Buck and Pat Summerall call the action. The halftime show featured the Southern University marching band and a tribute to Mardi Gras.

AWARD WINNERS:

ALL-PRO: Carl Eller, Alan Page, Mick Tingelhoff

PRO BOWL: Carl Eller, Joe Kapp, Paul Krause, Gary Larsen, Jim Marshall, Mick Tingelhoff, Gene Washington

NFL COACH OF THE YEAR: Bud Grant

TEAM LEADERS:

RUSHING: Dave Osborn- 186 attempts, 643 yards, 7 TDs

PASSING: Joe Kapp- 237 attempts, 120 completions, 1,726 yards, 19 TDs, 13 INTs

RECEIVING: Gene Washington- 39 receptions, 821 yards, 9 TDs

SCORING: Fred Cox- 43 PAT, 26 FG, 121 points

INTERCEPTIONS: Bobby Bryant- 9 INT, 87 yards

TACKLES: Lonnie Warwick- 76 tackles

SACKS: Carl Eller- 15.0

SUPER BOWL IV

USUAL STARTERS:

OFFENSE

WR Gene Washington
LT Grady Alderman
LG Jim Vellone
C Mick Tingelhoff
RG Milt Sunde
RT Doug Davis
TE John Beasley
QB John Henderson
WR Joe Kapp
QB Dave Osborn
RB Bill Brown

USUAL STARTERS:

DEFENSE

DE Carl Eller
DT Gary Larsen
DT Alan Page
DE Jim Marshall
LB Roy Winston
LB Lonnie Warwick
LB Wally Hilgenberg
CB Earsell Mackbee
CB Bobby Bryant
SS Karl Kasulke
FS Paul Krause

1969

Head Coach: Bud Grant

Regular Season (12-2)

Finish: NFL Central Champions

9/21	L	23	at N.Y. Giants (62,900)	24
9/28	W	52	Baltimore Colts (47,900)	14
10/5	W	19	Green Bay at U. of MN (60,740)	7
10/12	W	31	at Chicago (45,757)	0
10/19	W	27	at St. Louis Cards (49,430)	10
10/26	W	24	Detroit (47,900)	10
11/2	W	31	Chicago (47,900)	14
11/9	W	51	Cleveland (47,900)	3
11/16	W	9	at Green Bay (Milw.) (48,321)	7
11/23	W	52	Pittsburgh (47,202)	14
11/27	W	27	at Detroit (57,906) Thanksgiving	0
12/7	W	20	at L.A. Rams (80,430)	13
12/14	W	10	San Francisco (43,028)	7
12/21	L	3	at Atlanta (52,872)	10
379				133

Western Conference Championship

(Metropolitan Stadium, Bloomington, MN)

12/27 W 23 L.A. Rams (47,900) 20

NFL Championship

(Metropolitan Stadium, Bloomington, MN)

1/4/70 W 27 Cleveland (47,900) 7

Super Bowl IV

(Tulane Stadium, New Orleans, LA)

1/11/70 L 7 Kansas City (80,562) 23

1973 - Super Bowl VIII vs. Miami at Rice Stadium, Houston

The Vikings earned the 2nd Super Bowl berth in club history following the 1973 season, riding a 12-2 regular season into playoff wins over Washington at Met Stadium in the Divisional Round and then capturing the NFC title in Dallas, which remains the only road NFL Championship Game the Vikings have won. The team was spearheaded by QB Fran Tarkenton, who was back with the club for the 2nd season as the starter following a 1972 trade that brought the scramble back from New York. Tarkenton got a new weapon in NFL Rookie of the Year RB Chuck Foreman and Page was recognized as the NFL's Defensive Player of the Year for the 2nd time in 3 seasons (1971, '73).

An estimated TV audience of 41.6 million heard the CBS crew of Ray Scott, Pat Summerall and Bart Starr do the game. The halftime show featured the University of Texas marching band with Miss Texas as a fiddle accompaniment in the A Musical America program.

AWARD WINNERS:

ALL-PRO: Carl Eller, John Gilliam, Alan Page, Fran Tarkenton, Ron Yary

PRO BOWL: Carl Eller, Chuck Foreman, John Gilliam, Paul Krause, Alan Page, Jeff Siemon, Ron Yary

NFL DEFENSIVE PLAYER OF THE YEAR: Alan Page

NFL ROOKIE OF THE YEAR: Chuck Foreman

TEAM LEADERS:

RUSHING: Dave Osborn- 182 attempts, 801 yards, 4 TDs

PASSING: Fran Tarkenton- 378 attempts, 215 completions, 2,651 yards, 18 TDs, 13 INTs

RECEIVING: John Gilliam- 42 receptions, 907 yards, 8 TDs

SCORING: Fred Cox- 33 PAT, 21 FG, 96 points

INTERCEPTIONS: Bobby Bryant- 7 INT, 105 yards, 1 TD

TACKLES: Jeff Siemon- 155 tackles

SACKS: Carl Eller- 11.0

SUPER BOWL VIII

USUAL STARTERS:

OFFENSE

WR Carroll Dale
LT Grady Alderman
LG Ed White
C Mick Tingelhoff
RG Milt Sunde
RT Ron Yary
TE Stu Voigt
QB John Gilliam
WR Fran Tarkenton
RB Chuck Foreman
RB Oscar Reed

USUAL STARTERS:

DEFENSE

DE Carl Eller
DT Gary Larsen
DT Alan Page
DE Jim Marshall
LB Roy Winston
LB Jeff Siemon
LB Wally Hilgenberg
CB Nate Wright
CB Bobby Bryant
SS Jeff Wright
FS Paul Krause

1973

Head Coach: Bud Grant

Regular Season (12-2)

Finish: NFC Central Champions

9/16	W	24	Oakland (46,619)	16
9/23	W	22	at Chicago (55,701)	13
9/30	W	11	Green Bay (48,503)	3
10/7	W	23	at Detroit (54,418)	9
10/14	W	17	at San Francisco (59,359)	13
10/21	W	28	Philadelphia (48,503)	21
10/28	W	10	L.A. Rams (48,503)	9
11/4	W	26	Cleveland (48,503)	3
11/11	W	28	Detroit (48,503)	7
11/19	L	14	at Atlanta (50,850) Mon. night	20
11/25	W	31	Chicago (48,503)	13
12/2	L	0	at Cincinnati (59,580)	27
12/8	W	31	at Green Bay (56,267) Sat. day	7
12/16	W	31	at N.Y. Giants (New Haven) (70,041)	7
296				168

NFC Divisional Playoffs

(Metropolitan Stadium, Bloomington, MN)

12/22 W 27 Washington (46,409) 20

NFC Championship Game

(Texas Stadium, Irving, TX)

12/30 W 27 Dallas (60,272) 10

Super Bowl VIII

(Rice Stadium, Houston, TX)

1/13/74 L 7 Miami (68,142) 24

VIKINGS SUPER BOWL SEASONS

1974 - Super Bowl IX vs. Pittsburgh at Tulane Stadium, New Orleans

The Vikings notched consecutive Super Bowl berths in 1973 and 1974, advancing with a 10-4 regular season mark to the NFC Playoffs in '74 with an offense that ranked #3 in the NFL and a defense ranked #10. Having both units in the top 10 was the 1st time achieving the feat in franchise history and the offense didn't reach #3 again until 1994. The Vikings hosted both the Divisional Round game vs. St. Louis and the NFC title game against Los Angeles at the Met, grinding out a 14-10 win in the game. The game was broadcast on NBC with Curt Gowdy, Al DeRogatis and Don Meredith on the call for an estimated audience of 42.4 million. The Grambling Band led a tribute to Duke Ellington at half.

AWARD WINNERS:

ALL-PRO: Alan Page, Ed White, Ron Yary

PRO BOWL: Carl Eller, Chuck Foreman, John Gilliam, Paul Krause, Alan Page, Fran Tarkenton, Ron Yary

TEAM LEADERS:

RUSHING: Chuck Foreman- 199 attempts, 777 yards, 9 TDs

PASSING: Fran Tarkenton- 351 attempts, 199 completions, 2,598 yards, 17 TDs, 12 INTs

RECEIVING: Chuck Foreman- 53 receptions, 586 yards, 6 TDs

SCORING: Chuck Foreman- 15 TDs, 90 points

INTERCEPTIONS: Nate Wright- 6 INT, 91 yards

TACKLES: Jeff Siemon- 151 tackles

SACKS: Alan Page- 11.0



USUAL STARTERS:

OFFENSE

WR Jim Lash
LT Charles Goodrum
LG Ed White
C Mick Tingelhoff
RG Andy Maurer
RT Ron Yary
TE Stu Voigt
WR John Gilliam
QB Fran Tarkenton
RB Chuck Foreman
RB Dave Osborn

USUAL STARTERS:

DEFENSE

DE Carl Eller
DT Doug Sutherland
DT Alan Page
DE Jim Marshall
LB Roy Winston
LB Jeff Siemon
LB Wally Hilgenberg
CB Nate Wright
CB Jackie Wallace
SS Jeff Wright
FS Paul Krause

1974

Head Coach: Bud Grant

Regular Season (10-4)

Finish: NFC Central Champions

9/15	W	32	at Green Bay (56,312)	17
9/22	W	7	at Detroit (49,703)	6
9/29	W	11	Chicago (46,619)	7
10/6	W	23	at Dallas (60,817)	21
10/13	W	51	Houston (48,490)	10
10/20	L	16	Detroit (48,501)	20
10/27	L	14	New England (48,497)	17
11/3	W	17	at Chicago (55,753)	0
11/11	W	28	at St. L. Cards (51,392) Mon. night	24
11/17	L	7	Green Bay (48,480)	19
11/24	L	17	at L.A. Rams (90,266)	20
12/1	W	29	New Orleans (48,456)	9
12/7	W	23	Atlanta (48,480) Sa	10
12/14	W	35	at Kansas City (72,474) Sat. day	15

310

195

NFC Divisional Playoffs

(Metropolitan Stadium, Bloomington, MN)

12/21 W 30 St. Louis Cards (44,626) 14

NFC Championship Game

(Metropolitan Stadium, Bloomington, MN)

12/29 W 14 L.A. Rams (47,404) 10

Super Bowl IX

(Tulane Stadium, New Orleans, LA)

1/12/75 L 6 Pittsburgh (80,997) 16

1976 - Super Bowl XI vs. Oakland at Rose Bowl, Pasadena

The Vikings celebrated America's Bicentennial with the 3rd Super Bowl appearance in 4 seasons, advancing to Super Bowl XI against Oakland, playing the 1st Super Bowl at the venerable Rose Bowl. The '76 NFC title made the Vikings the 1st team to play in 4 Super Bowls and the berth was the 4th in 8 seasons for the club. The Vikings 24-13 NFC title game win included one of the most memorable plays in team history when Bobby Wright returned a blocked Rams FG 90 yards to open the scoring. The Rams cut the lead to 17-13 before a Sammy Johnson TD run put the game away in the 4th quarter of what would be the last home NFC Championship game for the Vikings until the 1998 season. The offense gained a pair of valuable playmakers that set the tone for the season by trading for Ahmad Rashad and drafting Sammy White, who went on to be the NFL's Rookie of the Year.

The crowd of 103,438 remains the biggest audience the Vikings have played in front of and was the 1st Super Bowl crowd over 100,000, a mark that still stands 3rd in the history of the game, all 3 crowds coming at the Rose Bowl. An estimated TV audience of 44.4 million heard Curt Gowdy and Don Meredith relay the action on NBC. A Disney production entertained at halftime with a program called It's a Small World, including a stadium-wide card stunt.

AWARD WINNERS:

ALL-PRO: Chuck Foreman, Ron Yary

PRO BOWL: Chuck Foreman, Alan Page, Jeff Siemon, Fran Tarkenton, Ed White, Sammy White, Ron Yary

NFL ROOKIE OF THE YEAR: Sammy White

TEAM LEADERS:

RUSHING: Chuck Foreman- 278 attempts, 1,155 yards, 13 TDs

PASSING: Fran Tarkenton- 412 attempts, 255 completions, 2,961 yards, 17 TDs, 8 INTs

RECEIVING: Chuck Foreman- 55 receptions, 567 yards, 1 TD

SCORING: Fred Cox- 32 PAT, 19 FG, 89 points

INTERCEPTIONS: Nat Wright- 7 INT, 47 yards, 0 TD

TACKLES: Jeff Siemon- 161 tackles

SACKS: Alan Page- 18.0



USUAL STARTERS:

OFFENSE

WR Ahmad Rashad
LT Steve Riley
LG Charles Goodrum
C Mick Tingelhoff
RG Ed White
RT Ron Yary
TE Stu Voigt
WR Sammy White
QB Fran Tarkenton
RB Chuck Foreman
RB Brent McClanahan

USUAL STARTERS:

DEFENSE

DE Carl Eller
DT Doug Sutherland
DT Alan Page
DE Jim Marshall
LB Matt Blair
LB Jeff Siemon
LB Wally Hilgenberg
CB Nate Wright
CB Nate Allen
SS Jeff Wright
FS Paul Krause

1976

Head Coach: Bud Grant

Regular Season (11-2-1)

Finish: NFC Central Champions

9/12	W	40	at New Orleans (58,156)	9
9/19	T	10	L.A. Rams (47,310) (OT)	10
9/26	W	10	at Detroit (77,232)	9
10/4	W	17	Pittsburgh (47,809) Mon. night	6
10/10	W	20	Chicago (47,948)	19
10/17	W	24	N.Y. Giants (47,156)	7
10/24	W	31	at Philadelphia (56,233)	12
10/31	L	13	at Chicago (56,602)	14
11/7	W	31	Detroit (46,735)	23
11/14	W	27	Seattle (45,087)	21
11/21	W	17	at Green Bay (Mil.) (53,104)	0
11/29	L	16	at San Fran. (56,775) Mon. night	20
12/5	W	20	Green Bay (43,700)	9
12/11	W	29	at Miami (46,543) Sat. day	7

305

176

NFC Divisional Playoffs

(Metropolitan Stadium, Bloomington, MN)

12/18 W 35 Washington (47,221) 20

NFC Championship Game

(Metropolitan Stadium, Bloomington, MN)

12/26 W 24 L.A. Rams (47,191) 13

Super Bowl XI

(Rose Bowl, Pasadena, CA)

1/9/77 L 14 Oakland (103,438) 32

YEAR-BY-YEAR CHAMPIONS

NATIONAL FOOTBALL LEAGUE - WESTERN CONFERENCE

WESTERN CONFERENCE: Minnesota, Baltimore, Chicago, Green Bay, Detroit, Green Bay, Los Angeles, San Francisco

	VIKINGS	CONFERENCE CHAMP	NFL CHAMP	SUPER BOWL	NFL MVP	COACH OF THE YEAR
1961	3-11 (7th Western)	Green Bay	Green Bay		Paul Hornung, Green Bay	Allie Sherman, NY Giants
1962	2-11-1 (6th Western)	Green Bay	Green Bay		Jim Taylor, Green Bay	Allie Sherman, NY Giants
1963	5-8-1 (7th Western)	Chicago	Cleveland		Y.A. Tittle, NY Giants	George Halas, Chicago
1964	8-5-1 (7th Western)	Baltimore Colts	Cleveland		Johnny Unitas, Baltimore	Don Shula, Baltimore
1965	7-7 (7th Western)	Green Bay	Green Bay		Jim Brown, Cleveland	George Halas, Chicago
1966	4-9-1 (7th Western)	Green Bay	Green Bay	Green Bay (I)	Bart Starr, Green Bay	Tom Landry, Dallas

NATIONAL FOOTBALL LEAGUE - WESTERN CONFERENCE-CENTRAL DIVISION

CENTRAL DIVISION: Minnesota, Chicago, Green Bay, Detroit

	VIKINGS	DIVISION CHAMP	NFL CHAMP	SUPER BOWL	NFL MVP	COACH OF THE YEAR
1967	3-8-3 (4th Central)	Green Bay	Green Bay	Green Bay (II)	Johnny Unitas, Baltimore	Shula & George Allen, LA Rams
1968	8-6 (1st Central)	Minnesota	Baltimore	NY Jets (III)	Earl Morrall, Baltimore	Don Shula, Baltimore
1969	12-2 (1st Central)	Minnesota	Minnesota	Kansas City (IV)	Roman Gabriel, LA Rams	Bud Grant, Minnesota

NATIONAL FOOTBALL LEAGUE - NATIONAL FOOTBALL CONFERENCE-CENTRAL DIVISION

CENTRAL DIVISION: Minnesota, Chicago, Green Bay, Detroit, Tampa Bay (1977-2001)

	VIKINGS	DIVISION CHAMP	NFC CHAMP	SUPER BOWL	NFL MVP	COACH OF THE YEAR
1970	12-2 (1st Central)	Minnesota	Dallas	Baltimore (V)	John Brodie, San Francisco	Paul Brown, Cincinnati
1971	11-3 (1st Central)	Minnesota	Dallas	Dallas (VI)	Alan Page, Minnesota	George Allen, Washington
1972	7-7 (3rd Central)	Green Bay	Washington	Miami (VII)	Larry Brown, Washington	Don Shula, Miami
1973	12-2 (1st Central)	Minnesota	Minnesota	Miami (VIII)	O.J. Simpson, Buffalo	Chuck Knox, LA Rams
1974	10-4 (1st Central)	Minnesota	Minnesota	Pittsburgh (IX)	Ken Stabler, Oakland	Don Coryell, St. Louis
1975	12-2 (1st Central)	Minnesota	Dallas	Pittsburgh (X)	Fran Tarkenton, Minnesota	Ted Marchibroda, Baltimore
1976	11-2-1 (1st Central)	Minnesota	Minnesota	Oakland (XI)	Bert Jones, Baltimore	Forrest Gregg, Cleveland
1977	9-5 (1st Central)	Minnesota	Dallas	Dallas (XII)	Walter Payton, Chicago	Red Miller, Denver
1978	8-7-1 (1st Central)	Minnesota	Dallas	Pittsburgh (XIII)	Terry Bradshaw, Pittsburgh	Jack Patena, Seattle
1979	7-9 (3rd Central)	Tampa Bay	Los Angeles	Pittsburgh (XIV)	Earl Campbell, Houston	Jack Pardee, Washington
1980	9-7 (1st Central)	Vikings	Philadelphia	Oakland (XV)	Brian Sipe, Cleveland	Chuck Knox, Buffalo
1981	7-9 (4th Central)	Tampa Bay	San Francisco	San Francisco (XVI)	Ken Anderson, Cincinnati	Bill Walsh, San Francisco
1982	5-4 (2nd Central)	none (strike)	Washington	Washington (XVII)	Mark Moseley, Washington	Joe Gibbs, Washington
1983	8-8 (4th Central)	Detroit	Washington	Oakland (XVIII)	Joe Theismann, Washington	Joe Gibbs, Washington
1984	3-13 (5th Central)	Chicago	San Francisco	San Francisco (XIX)	Dan Marino, Miami	Chuck Knox, Seattle
1985	7-9 (3rd Central)	Chicago	Chicago	Chicago (XX)	Marcus Allen, LA Raiders	Mike Ditka, Chicago
1986	9-7 (2nd Central)	Chicago	NY Giants	NY Giants (XXI)	Lawrence Taylor, NY Giants	Bill Parcells, NY Giants
1987	8-7 (2nd Central)	Chicago	Washington	Washington (XXII)	John Elway, Denver	Jim Mora, New Orleans
1988	11-5 (2nd Central)	Chicago	San Francisco	San Francisco (XXIII)	Boomer Esion, Cincinnati	Mike Ditka, Chicago
1989	10-6 (1st Central)	Minnesota	San Francisco	San Francisco (XXIV)	Joe Montana, San Francisco	Lindy Infante, Green Bay
1990	6-10 (5th Central)	Chicago	NY Giants	NY Giants (XXV)	Joe Montana, San Francisco	Jimmy Johnson, Dallas
1991	8-8 (3rd Central)	Detroit	Washington	Washington (XXVI)	Thurman Thomas, Buffalo	Wayne Fontes, Detroit
1992	11-5 (1st Central)	Minnesota	Dallas	Dallas (XXVII)	Steve Young, San Francisco	Bill Cowher, Pittsburgh
1993	9-7 (2nd Central)	Detroit	Washington	Washington (XXVIII)	Emmitt Smith, Dallas	Dan Reeves, NY Giants
1994	10-6 (1st Central)	Minnesota	San Francisco	San Francisco (XXIX)	Steve Young, San Francisco	Bill Parcells, New England
1995	8-8 (4th Central)	Green Bay	Dallas	Dallas (XXX)	Brett Favre, Green Bay	Ray Rhodes, Philadelphia
1996	9-7 (2nd Central)	Green Bay	Green Bay	Green Bay (XXXI)	Brett Favre, Green Bay	Dom Capers, Carolina
1997	9-7 (4th Central)	Green Bay	Green Bay	Denver (XXXII)	Brett Favre, Green Bay	Jim Fassel, NY Giants
1998	15-1 (1st Central)	Minnesota	Atlanta	Denver (XXXIII)	Terrell Davis, Denver	Dan Reeves, Atlanta
1999	10-6 (2nd Central)	Tampa Bay	St. Louis Rams	St. Louis Rams (XXXIV)	Kurt Warner, St. Louis	Dick Vermeil, St. Louis
2000	11-5 (1st Central)	Minnesota	NY Giants	Baltimore (XXXV)	Marshall Faulk, St. Louis	Jim Haslett, New Orleans
2001	5-11 (4th Central)	Chicago	St. Louis Rams	New England (XXXVI)	Kurt Warner, St. Louis	Dick Jauron, Chicago

NATIONAL FOOTBALL LEAGUE - NATIONAL FOOTBALL CONFERENCE- NORTH DIVISION

NORTH DIVISION: Minnesota, Chicago, Detroit, Green Bay

	VIKINGS	DIVISION CHAMP	NFC CHAMP	SUPER BOWL		
2002	6-10 (2nd North)	Green Bay	Tampa Bay	Tampa Bay (XXXVII)	Rich Gannon, Oakland	Andy Reid, Philadelphia
2003	9-7 (2nd North)	Green Bay	Carolina	New England (XXXVIII)	Manning, Ind./McNair, Tenn.	Bill Belichick, New England
2004	8-8 (2nd North)	Green Bay	Philadelphia	New England (XXXIX)	Peyton Manning, Indianapolis	Marty Schottenheimer, San Diego
2005	9-7 (2nd North)	Chicago	Seattle	Pittsburgh (XL)	Shaun Alexander, Seattle	Lovie Smith, Chicago
2006	6-10 (3rd North)	Chicago	Chicago	Indianapolis (XLI)	LaDainian Tomlinson, S.D.	Sean Payton, New Orleans
2007	8-8 (2nd North)	Green Bay	NY Giants	NY Giants (XLII)	Tom Brady, New England	Bill Belichick, New England
2008	10-6 (1st North)	Minnesota	Arizona	Pittsburgh (XLIII)	Peyton Manning, Indianapolis	Mike Smith, Atlanta
2009	12-4 (1st North)	Minnesota	New Orleans	New Orleans (XLIV)	Peyton Manning, Indianapolis	Marvin Lewis, Cincinnati
2010	6-10 (4th North)	Chicago	Green Bay	Green Bay (XLV)	Tom Brady, New England	Bill Belichick, New England
2011	3-13 (4th North)	Green Bay	NY Giants	NY Giants (XLVI)	Aaron Rodgers, Green Bay	Jim Harbaugh, San Francisco
2012	10-6 (2nd North)	Green Bay	San Francisco	Baltimore (XLVII)	Adrian Peterson, Minnesota	Bruce Arians, Indianapolis
2013	5-10-1 (4th North)	Green Bay	Seattle	Seattle (XLVIII)	Peyton Manning, Denver	Ron Rivera, Carolina
2014	7-9 (3rd North)	Green Bay	Seattle	New England (XLIX)	Aaron Rodgers, Green Bay	Bruce Arians, Arizona
2015	11-5 (1st North)	Minnesota	Carolina	Denver (50)	Cam Newton, Carolina	Ron Rivera, Carolina
2016	8-8 (3rd North)	Green Bay	Atlanta	New England (LI)	Tom Brady, Atlanta	Jason Garrett, Dallas
2017	13-3 (1st North)	Philadelphia	Philadelphia (LII)	Tom Brady, New England		Sean McVay, LA Rams
2018	8-7-1 (2nd North)	Chicago	Los Angeles	New England (LIII)	Patrick Mahomes, Kansas City	Matt Nagy, Chicago
2019	10-6 (2nd NFC North)	Green Bay	San Francisco	Kansas City (LV)	Lamar Jackson, Baltimore	John Harbaugh, Baltimore
2020	7-9 (3rd NFC North)	Green Bay	Tampa Bay	Tampa Bay (LV)	Aaron Rodgers, Green Bay	Kevin Stefanski, Cleveland
2021	8-9 (2nd NFC North)	Green Bay	Los Angeles	Los Angeles (LVI)	Aaron Rodgers, Green Bay	Mike Vrabel, Tennessee

ALL-TIME SUPER BOWL RESULTS

SUPER BOWL DATE	RESULT	SITE	MVP
I 1/15/67	Green Bay 35, Kansas City 10	Los Angeles	QB Bart Starr, Green Bay
II 1/14/68	Green Bay 33, Oakland 14	Miami	QB Bart Starr, Green Bay
III 1/12/69	NY Jets 16, Baltimore 7	Miami	QB Joe Namath, NY Jets
IV 1/11/70	Kansas City 23, Minnesota 7	New Orleans	QB Len Dawson, Kansas City
V 1/17/71	Baltimore 16, Dallas 13	Miami	LB Chuck Howley, Dallas
VI 1/16/72	Dallas 24, Miami 3	New Orleans	QB Roger Staubach, Dallas
VII 1/14/73	Miami 14, Washington 7	Los Angeles	S Jake Scott, Miami
VIII 1/13/74	Miami 24, Minnesota 7	Houston	RB Larry Csonka, Miami
IX 1/12/75	Pittsburgh 16, Minnesota 6	New Orleans	RB Franco Harris, Pittsburgh
X 1/18/76	Pittsburgh 21, Dallas 17	Miami	WR Lynn Swann, Pittsburgh
XI 1/9/77	Oakland 32, Minnesota 14	Pasadena	WR Fred Biletnikoff, Oakland
XII 1/15/78	Dallas 27, Denver 10	New Orleans	DT Randy White/DE Harvey Martin, Dallas
XIII 1/21/79	Pittsburgh 35, Dallas 31	Miami	QB Terry Bradshaw, Pittsburgh
XIV 1/20/80	Pittsburgh 31, Los Angeles 19	Pasadena	QB Terry Bradshaw, Pittsburgh
XV 1/25/81	Oakland 27, Philadelphia 10	New Orleans	QB Jim Plunkett, Oakland
XVI 1/24/82	San Francisco 26, Cincinnati 21	Pontiac	QB Joe Montana, San Francisco
XVII 1/30/83	Washington 27, Miami 17	Pasadena	RB John Riggins, Washington
XVIII 1/22/84	LA Raiders 38, Washington 9	Tampa	RB Marcus Allen, LA Raiders
XIX 1/20/85	San Francisco 38, Miami 16	Stanford	QB Joe Montana, San Francisco
XX 1/26/86	Chicago 46, New England 10	New Orleans	DE Richard Dent, Chicago
XXI 1/25/87	NY Giants 39, Denver 20	Pasadena	QB Phil Simms, NY Giants
XXII 1/31/88	Washington 42, Denver 10	San Diego	QB Doug Williams, Washington
XXIII 1/22/89	San Francisco 20, Cincinnati 16	South Florida	WR Jerry Rice, San Francisco
XXIV 1/28/90	San Francisco 55, Denver 10	New Orleans	QB Joe Montana, San Francisco
XXV 1/27/91	NY Giants 20, Buffalo 19	Tampa	RB Ottis Anderson, NY Giants
XXVI 1/26/92	Washington 37, Buffalo 24	Minneapolis	QB Mark Rypien, Washington
XXVII 1/31/93	Dallas 52, Buffalo 17	Pasadena	QB Troy Aikman, Dallas
XXVIII 1/30/94	Dallas 30, Buffalo 13	Atlanta	RB Emmitt Smith, Dallas
XXIX 1/29/95	San Francisco 49, San Diego 26	South Florida	QB Steve Young, San Francisco
XXX 1/28/96	Dallas 27, Pittsburgh 17	Tempe	CB Larry Brown, Dallas
XXXI 1/26/97	Green Bay 35, New England 21	New Orleans	KR/PR Desmond Howard, Green Bay
XXXII 1/25/98	Denver 31, Green Bay 24	San Diego	RB Terrell Davis, Denver
XXXIII 1/31/99	Denver 34, Atlanta 19	South Florida	QB John Elway, Denver
XXXIV 1/30/00	St. Louis 23, Tennessee 16	Atlanta	QB Kurt Warner, St. Louis
XXXV 1/28/01	Baltimore 34, NY Giants 7	Tampa	LB Ray Lewis, Baltimore
XXXVI 2/3/02	New England 20, St. Louis 17	New Orleans	QB Tom Brady, New England
XXXVII 1/26/03	Tampa Bay 48, Oakland 21	San Diego	S Dexter Jackson, Tampa Bay
XXXVIII 2/1/04	New England 32, Carolina 29	Houston	QB Tom Brady, New England
XXXIX 2/6/05	New England 24, Philadelphia 21	Jacksonville	WR Deion Branch, New England
XL 2/5/06	Pittsburgh 21, Seattle 10	Detroit	WR Hines Ward, Pittsburgh
XLI 2/4/07	Indianapolis 29, Chicago 17	South Florida	QB Peyton Manning, Indianapolis
XLII 2/3/08	NY Giants 17, New England 14	Glendale	QB Eli Manning, NY Giants
XLIII 2/1/09	Pittsburgh 27, Arizona 23	Tampa	WR Antonio Holmes, Pittsburgh
XLIV 2/7/10	New Orleans 31, Indianapolis 17	South Florida	QB Drew Brees, New Orleans
XLV 2/6/11	Green Bay 31, Pittsburgh 25	North Texas	QB Aaron Rodgers, Green Bay
XLVI 2/5/12	NY Giants 21, New England 17	Indianapolis	QB Eli Manning, NY Giants
XLVII 2/3/13	Baltimore 34, San Francisco 31	New Orleans	QB Joe Flacco, Baltimore
XLVIII 2/2/14	Seattle 43, Denver 8	East Rutherford	LB Malcolm Smith, Seattle
XLIX 2/1/15	New England 28, Seattle 24	Glendale	QB Tom Brady, New England
50 2/7/16	Denver 24, Carolina 10	Santa Clara	LB Von Miller, Denver
LI 2/5/17	New England 34, Atlanta 28 (OT)	Houston	QB Tom Brady, New England
LII 2/4/18	Philadelphia 41, New England 33	Minneapolis	QB Nick Foles, Philadelphia
LIII 2/3/19	New England 13, Los Angeles 3	Atlanta	WR Julian Edelman, New England
LIV 2/2/20	Kansas City 31, San Francisco 20	South Florida	QB Patrick Mahomes, Kansas City
LV 2/7/21	Tampa Bay 31, Kansas City 9	Tampa	QB Tom Brady, Tampa Bay
LVI 2/13/22	Los Angeles 23, Cincinnati 20	Los Angeles	WR Cooper Kupp, Los Angeles

FUTURE SUPER BOWLS

LVII 2/12/23 State Farm Stadium, Glendale, AZ

VIKINGS ALL-TIME RECORD

	Won	Lost	Tied	Pct.	Games
Preseason (1961-2022).....	160	107	3	.596	270
Regular Season (1961-2022).....	505	422	11	.544	938
Postseason (1961-2022).....	21	30	1	.412	51
All Games (1961-2022).....	686	559	14	.552	1,259*
NFC Regular Season.....	406	325	11	.556	742
AFC Regular Season.....	99	97	0	.502	196

	Won	Lost	Tied	Pct.	Games
NFC Regular and Post-Season.....	427	351	11	.548	789
AFC Regular and Post-Season.....	99	101	0	.495	200
All Regular and Post-Season.....	526	452	11	.537	989

*Vikings faced Dallas in Playoff Bowl on 1/5/69, a postseason exhibition game after being eliminated from playoffs. The game does not count in all-time postseason record and statistics from the game do not count. Total is 1,253 with Playoff Bowl.

VIKINGS VS. NFC CENTRAL

***1970-2001 Tampa Bay was not in NFC Central in 1976 and moved to NFC South for the 2002 season

Playoff Appearances (Since 1961)	Western Conf./Division Titles (Since 1961)
30- Minnesota Vikings	20- Minnesota Vikings
30- Green Bay Packers	20- Green Bay Packers
17- Chicago Bears	9- Chicago Bears
11- Detroit Lions	3- Detroit Lions
6- Tampa Bay Buccaneers	3- Tampa Bay Buccaneers

SERIES VS. NFC NORTH

Team	Total Games (incl. Playoffs)	All-Time Series	Titles
Chicago Bears.....	122	63-57-2	4
Detroit Lions.....	122	80-40-2	0
Green Bay Packers.....	124	57-64-3	11
Minnesota Vikings.....	-	-	4

VIKINGS ALL-TIME RECORDS BY MONTH (REGULAR & POST SEASON)

	Total Games	August W-L-T	September W-L-T	October W-L-T	November W-L-T	December W-L-T	January W-L-T	Totals
Arizona/St. Louis.....	29	0-0-0	0-1-0	7-6-0	6-2-0	3-3-0	1-0-0	17-12-0
Atlanta.....	32	0-0-0	9-0-0	2-3-0	4-3-0	4-5-0	1-1-0	20-12-0
Baltimore.....	7	0-0-0	0-0-0	2-0-0	0-1-0	1-2-0	0-1-0	3-4-0
Buffalo.....	14	1-0-0	1-4-0	2-2-0	0-0-0	4-0-0	0-0-0	8-6-0
Carolina.....	16	0-0-0	3-2-0	4-2-0	3-0-0	0-2-0	0-0-0	10-6-0
Chicago.....	122	0-0-0	14-15-0	17-18-0	13-9-0	16-13-0	3-2-0	63-57-2
Cincinnati.....	14	0-0-0	1-2-0	0-1-0	2-1-0	4-3-0	0-0-0	7-7-0
Cleveland.....	17	0-0-0	3-1-0	2-2-0	4-1-0	2-1-0	1-0-0	12-5-0
Dallas.....	33	0-0-0	1-4-0	4-6-0	6-2-0	1-5-0	3-1-0	15-18-0
Denver.....	15	0-0-0	1-1-0	4-1-0	0-2-0	0-2-0	0-0-0	8-7-0
Detroit.....	122	0-0-0	19-7-0	17-10-0	25-9-2	17-13-0	2-1-0	80-40-2
Green Bay.....	124	0-0-0	12-8-1	15-15-0	18-22-2	10-17-0	2-2-0	57-64-3
Houston.....	5	0-0-0	0-0-0	3-0-0	1-0-0	1-0-0	0-0-0	5-0-0
Indianapolis.....	26	0-0-0	2-6-0	1-2-1	2-5-0	2-5-0	0-0-0	7-18-1
Jacksonville.....	7	0-0-0	1-0-0	0-0-0	2-0-0	3-1-0	0-0-0	6-1-0
Kansas City.....	13	0-0-0	1-2-0	1-1-0	0-2-0	3-2-0	0-1-0	5-8-0
Las Vegas/Oakland.....	16	0-0-0	2-3-0	0-1-0	4-2-0	0-3-0	0-1-0	6-10-0
Los Angeles/St. Louis.....	47	0-0-0	3-3-1	6-4-0	8-4-1	10-6-0	0-1-0	27-18-2
Los Angeles/San Diego.....	14	0-0-0	1-2-0	2-0-0	4-3-0	1-1-0	0-0-0	8-6-0
Miami.....	13	0-0-0	2-2-0	0-2-0	0-1-0	3-2-0	0-1-0	5-8-0
New England.....	13	0-0-0	2-1-0	0-4-0	1-2-0	1-2-0	0-0-0	4-9-0
New Orleans.....	36	0-0-0	5-4-0	2-3-0	8-3-0	4-2-0	4-1-0	23-13-0
New York Giants.....	29	0-0-0	0-2-0	6-4-0	4-2-0	6-2-0	1-2-0	17-12-0
New York Jets.....	11	0-0-0	0-0-0	2-3-0	0-3-0	1-2-0	0-0-0	3-8-0
Philadelphia.....	30	0-0-0	2-4-0	7-3-0	0-2-0	6-2-0	0-4-0	15-15-0
Pittsburgh.....	19	0-0-0	3-2-0	2-2-0	3-2-0	2-2-0	0-1-0	10-9-0
San Francisco.....	49	0-0-0	10-4-1	6-3-0	1-6-0	5-8-0	1-4-0	23-25-1
Seattle.....	19	0-0-0	1-2-0	1-2-0	3-4-0	1-4-0	0-1-0	6-13-0
Tampa Bay.....	56	0-0-0	9-6-0	10-8-0	9-6-0	5-3-0	0-0-0	33-23-0
Tennessee.....	14	0-0-0	2-2-0	5-0-0	0-1-0	2-2-0	0-0-0	9-5-0
Washington.....	27	0-0-0	1-1-0	2-2-0	7-4-0	4-2-0	0-4-0	14-13-0
Totals.....	988	1-0-0	110-91-3	132-110-1	141-105-5	122-117-2	19-29-0	525-452-11

VIKINGS OVERTIME GAMES

OVERTIME RECORD

Won 26, Lost 23, Tied 4
(H: 15-10-1, A: 11-13-3)

9/19/76	T	10	L.A. Rams	10
9/18/77	L	10	Dallas	16
10/16/77	W	22	Chicago	16
9/11/78	W	12	Denver	9
11/26/78	T	10	at Green Bay	10
9/23/79	W	27	Green Bay	21
12/2/79	L	21	at L.A. Rams	27
9/18/83	W	19	at Tampa Bay	16
10/23/83	W	20	at Green Bay	17
10/12/86	W	27	at San Francisco	24
11/2/86	L	38	at Washington	44
11/26/87	W	44	at Dallas	38
12/26/87	L	24	Washington	27
11/5/89	W	23	L.A. Rams	21
12/17/89	L	17	at Cleveland	23
9/30/90	L	20	Tampa Bay	23
10/20/91	L	23	at New England	26

9/6/92	W	23	at Green Bay	20
10/20/94	W	13	Green Bay	10
11/13/94	L	20	at New England	26
11/27/94	L	17	Tampa Bay	20
12/1/94	W	33	Chicago	27
9/17/95	L	17	Dallas	23
10/8/95	W	23	Houston Oilers	17
10/15/95	L	17	at Tampa Bay	20
11/12/95	W	30	at Arizona	24
11/17/96	W	16	at Oakland	13
11/17/99	W	27	*Atlanta	30
11/14/99	W	27	at Chicago	24
11/6/00	L	20	at Green Bay	26
9/15/02	L	39	Buffalo	45
12/1/02	L	24	Atlanta	30
10/10/04	W	34	at Houston	28
9/17/06	W	16	Carolina	13
9/16/07	L	17	at Detroit	20
12/30/07	L	19	at Denver	22
12/28/09	L	30	at Chicago	36

1/24/10	L	28	*at New Orleans	34
11/7/10	W	27	at Arizona	21
9/25/11	L	23	Detroit	26
9/9/12	W	26	Jacksonville	23
11/24/13	T	26	at Green Bay	26
12/1/13	W	23	Chicago	20
10/26/14	W	19	at Tampa Bay	13
12/7/14	W	30	N.Y. Jets	24
11/8/15	W	21	St. Louis	18
11/6/16	L	16	Detroit	22
9/16/18	T	29	at Green Bay	29
1/5/20	W	26	*at New Orleans	20
12/6/20	W	27	Jacksonville	24
9/12/21	L	24	at Cincinnati	27
10/17/21	W	34	at Carolina	28
11/7/21	L	31	at Baltimore	34

*NFC Wild Card Game

*NFC Championship Game

VIKINGS PRIME TIME/THANKSGIVING RECORD (*- SEASON OPENER)

MONDAY NIGHT RECORD

Won 31, Lost 36

(H: 19-9, A: 12-27)

10/26/70	W	13	LA Rams	3
9/20/71	W	16	at Detroit *	13
10/25/71	W	10	Baltimore	3
9/18/72	L	21	Washington *	24
10/23/72	L	10	at Chicago	13
11/19/73	L	14	at Atlanta	20
11/11/74	W	28	at St. Louis	24
10/27/75	W	13	at Chicago	9
10/4/76	W	17	Pittsburgh	6
11/29/76	L	16	at San Francisco	20
10/24/77	L	3	at LA Rams	35
9/11/78	W	12	Denver (OT)	9
9/25/78	W	24	at Chicago	10
10/15/79	L	7	at NY Jets	24
9/14/81	L	10	Oakland	36
11/2/81	L	17	at Denver	19
12/23/81	L	30	at Atlanta	31
1/3/83	W	31	Dallas	27
12/5/83	L	2	at Detroit	13
10/26/87	W	34	Denver	27
12/19/88	W	28	Chicago	26
10/30/89	L	14	at NY Giants	24
12/25/89	W	29	Cincinnati	31
10/15/90	L	24	at Philadelphia	22
11/1/91	L	17	Chicago	34
11/2/92	W	38	at Chicago	10
10/25/93	W	19	at Chicago	12
10/10/94	W	27	at NY Giants	10
12/26/94	W	21	San Francisco	14
10/30/95	L	6	Chicago	14
12/18/95	L	30	at San Francisco	37
10/28/96	L	13	Chicago	15
12/1/97	L	11	Green Bay	24
10/5/98	W	37	at Green Bay	27
11/8/99	W	27	Dallas	17
12/6/99	L	27	Tampa Bay	24
12/20/99	W	24	Green Bay	20
10/9/00	W	30	Tampa Bay	23
11/6/00	L	20	at Green Bay (OT)	26
11/19/01	W	28	NY Giants	16
1/7/02	L	3	at Baltimore	19
9/20/04	L	16	at Philadelphia	27
11/8/04	L	28	at Indianapolis	17
12/1/05	W	20	at Green Bay	31
9/11/06	W	16	at Washington *	13
10/30/06	L	7	New England	31
12/17/07	W	20	Chicago	13
9/8/08	L	19	at Green Bay *	24
10/6/08	W	30	at New Orleans	25
10/5/09	W	30	Green Bay	23
12/28/09	L	30	at Chicago (OT)	36
10/11/10	L	20	at NY Jets	29
12/13/10	L	3	NY Giants+	21
12/20/10	L	14	Chicago#	40
11/14/11	L	7	at Green Bay	45
10/21/13	L	7	at NY Giants	23
9/14/15	L	3	at San Francisco *	20
10/3/16	W	24	NY Giants	10
10/31/16	L	10	at Chicago	20
9/11/17	W	29	New Orleans *	19
10/9/17	W	20	at Chicago	17
12/10/18	L	7	at Seattle	21
12/2/19	L	30	at Seattle	37
12/23/19	L	10	Green Bay	23
11/16/20	W	19	at Chicago	13
12/20/21	W	17	at Chicago	9
9/19/22	L	7	at Philadelphia	24

* Game played at Ford Field in Detroit (scheduled for 12/12/10, moved due to weather-related Metrodome collapse)

Game played at TCF Bank Stadium, U of M

TUESDAY NIGHT RECORD

Won 1, Lost 0

(H: 0-0, A: 1-0)

12/28/10	W	24	at Philadelphia*	14
----------	---	----	------------------	----

*Originally scheduled for Sunday night, 12/26/10 but delayed by weather.

THURSDAY NIGHT RECORD

Won 7, Lost 11

(H: 6-5, A: 1-6)

10/26/78	W	21	at Dallas	10
9/16/82	L	22	at Buffalo	23
9/8/83	L	17	San Francisco	48
11/29/84	L	17	Washington	31
9/19/85	L	24	Chicago	33
10/15/92	W	31	Detroit	14
10/20/94	W	13	Green Bay (OT)	10
12/1/94	W	33	Chicago (OT)	27
11/30/00	W	24	Detroit	17
12/21/06	L	7	at Green Bay	9
9/9/10	L	9	at New Orleans *	14
10/25/12	L	17	Tampa Bay	36
7/17/13	W	34	Washington	27
10/2/14	L	10	at Green Bay	42
12/10/15	L	20	at Arizona	23
12/1/16	L	15	Dallas	17
12/27/18	L	31	at LA Rams	38
10/24/19	W	19	Washington	9
12/9/21	W	36	Pittsburgh	28

FRIDAY DAY/NIGHT RECORD

Won 1, Lost 3

(H: 0-1, A: 1-2)

9/22/67	L	3	at L.A. Rams (night)	39
12/31/93	W	14	at Washington (day)	9
12/24/04	L	31	Green Bay (day)	34
12/25/20	L	33	at New Orleans (day)	52

SATURDAY DAY/NIGHT RECORD

Won 18, Lost 10

(H: 9-3, A: 9-7)

10/9/65	W	40	NY Giants (night)	14
9/14/68	W	47	Atlanta * (night)	7
12/5/70	W	16	Chicago (day)	13
12/11/71	W	29	Detroit (day)	10
12/16/72	L	17	at San Francisco (day)	20
12/8/73	W	31	at Green Bay (day)	7
12/17/74	W	23	Atlanta (day)	10
12/14/74	W	35	at Kansas City (day)	15
12/20/75	W	35	at Buffalo (day)	13
12/11/76	W	29	at Miami (day)	7
9/24/77	W	9	at Tampa Bay (night)	3
12/17/77	W	30	at Detroit (night)	21
12/9/78	L	14	at Detroit (day)	45
9/5/81	L	13	at Tampa Bay * (night)	21
12/12/81	L	7	at Detroit (day)	45
12/17/83	W	20	Cincinnati (day)	14
12/8/84	L	7	at San Francisco (day)	51
12/26/87	L	38	Washington (day)	44
12/22/90	L	24	LA Raiders (day)	28
12/21/91	L	7	Green Bay (day)	27
12/17/94	L	19	at Detroit (day)	41
12/9/95	W	27	Cleveland (day)	11
12/26/98	W	26	at Tennessee (day)	16
12/21/02	W	20	Miami (day)	17
12/20/03	W	45	Kansas City (day)	20
12/24/11	W	33	at Washington (day)	26
12/24/16	L	25	at Green Bay (day)	38
12/23/17	W	16	at Green Bay (night)	0

SUNDAY NIGHT RECORD

Won 20, Lost 21

(H: 12-9, A: 8-12)

12/6/87	L	24	Chicago	30
11/13/88	W	43	at Dallas	3
12/3/89	W	27	Chicago	16
11/4/90	W	27	Denver	22
12/2/90	W	23	Green Bay	7
9/29/91	L	6	Denver	13
12/8/91	W	26	at Tampa Bay	24
10/31/93	L	27	Detroit	30
11/21/93	L	10	at Tampa Bay	23
12/26/93	W	30	Kansas City	10
9/17/95	L	17	Dallas (OT)	23
11/17/96	W	16	at Oakland (OT)	13
12/8/96	W	24	at Detroit	22
9/28/97	W	28	Philadelphia	19
12/6/98	W	48	Chicago	22
12/20/98	W	50	Jacksonville	10
12/12/99	L	28	at Kansas City	31
10/15/00	W	28	at Chicago	16
11/25/01	L	6	Chicago	13
9/29/02	L	23	at Seattle	48
12/8/02	L	22	at Green Bay	26
9/14/03	W	24	Chicago	14
11/2/03	L	27	Green Bay	30
10/17/04	W	38	at New Orleans	31
12/25/05	L	23	at Baltimore	30
12/23/07	L	21	Washington	32
11/30/08	W	34	Chicago	14
12/6/09	L	17	at Arizona	30
12/20/09	L	7	at Carolina	26
10/24/10	L	24	at Green Bay	28
10/16/11	L	10	at Chicago	39
10/27/13	L	31	Green Bay	44
12/27/15	W	49	NY Giants	17
1/3/16	W	20	at Green Bay	13
9/18/16	W	17	Green Bay	14
10/28/18	L	20	New Orleans	30
11/18/18	L	20	at Chicago	25
11/25/18	W	24	Green Bay	17
11/10/19	W	28	at Dallas	24
10/1/20	L	26	at Seattle	27
10/31/21	L	16	Dallas	20
1/2/22	L	10	at Green Bay	37

THANKSGIVING DAY RECORD

Won 6, Lost 2

(H: 0-0, A: 6-2)

11/27/69	W	27	at Detroit	0
11/26/87	W	44	at Dallas (OT)	38
11/24/88	W	23	at Detroit	0
11/23/95	L	38	at Detroit	44
11/26/98	W	46	at Dallas	36
11/23/00	W	27	at Dallas	15
12/4/16	L	13	at Detroit	16
11/23/17	W	30	at Detroit	23



The Vikings played the only Tuesday game in franchise history at Philadelphia in 2010 after the game was postponed from Sunday due to weather.

VIKINGS MONDAY NIGHT BESTS

RUSHING ATTEMPTS

31.....Chester Taylor.....at Was., 9/11/06
29.....Ted Brown.....vs. Dal., 1/3/83
27.....Chuck Foreman.....vs. Pit., 10/4/76

RUSHING YARDS

148.....Chuck Foreman.....vs. Pit., 10/4/76
127.....Dalvin Cook.....vs. N.O., 9/11/17
122.....Robert Smith.....at G.B., 11/6/00
122.....Mewelde Moore.....at G.B., 11/21/05

RUSHING TDs

3.....D.J. Dozier.....vs. Den., 10/26/87
2.....Chuck Foreman.....vs. Pit., 10/4/76
2.....Adrian Peterson.....at Chi., 12/28/09
2.....Adrian Peterson.....vs. Chi., 12/17/07

LONG RUNS

72.....Darrin Nelson.....vs. Den., 10/26/87
58.....Jerick McKinnon.....@ Chi., 10/9/17
34.....Adrian Peterson.....@ G.B., 9/8/08
33.....Dalvin Cook.....vs. N.O., 9/11/17

PASSING ATTEMPTS

53.....Josh Freeman.....at NYG, 10/21/13
48.....Tommy Kramer.....at NYJ, 10/15/79
47.....Tommy Kramer.....at Atl., 11/23/81
47.....Daunte Culpepper.....at Phi., 9/20/04

PASSING COMPLETIONS

37.....Daunte Culpepper.....at Phi., 9/20/04
28.....Tommy Kramer.....at NYJ, 10/15/79

VIKINGS THANKSGIVING BESTS

RUSHING ATTEMPTS

21.....Robert Smith.....@ Dal., 11/23/00
20.....Latavius Murray.....@ Det., 11/23/17
19.....Alfred Anderson.....@ Det., 11/24/88

RUSHING YARDS

148.....Robert Smith.....@ Dal., 11/23/00
118.....Darrin Nelson.....@ Det., 11/24/88

RUSHING TDs

2.....Leroy Hoard.....@ Dal., 11/26/98
2.....Alfred Anderson.....@ Det., 11/24/88
2.....Darrin Nelson.....@ Dal., 11/26/87

LONG RUNS

52t.....Darrin Nelson.....@ Dal., 11/26/87
50t.....Leroy Hoard.....@ Dal., 11/26/98
39.....Robert Smith.....@ Dal., 11/23/00

PASSING ATTEMPTS

47.....Warren Moon.....@ Det., 11/23/95
37.....Sam Bradford.....@ Det., 11/24/16
35.....Randall Cunningham.....@ Dal., 11/26/98

PASSING COMPLETIONS

31.....Sam Bradford.....@ Det., 11/24/16
30.....Warren Moon.....@ Det., 11/23/95
21.....Case Keenum.....@ Det., 11/23/17

PASSER RATING

128.0.....Daunte Culpepper.....@ Dal., 11/23/00
121.8.....Case Keenum.....@ Det., 11/23/17
111.5.....Randall Cunningham.....@ Dal., 11/26/98

PASSING YARDS

384.....Warren Moon.....@ Det., 11/23/95
359.....Randall Cunningham.....@ Dal., 11/26/98
282.....Case Keenum.....@ Det., 11/23/17

PASSING TDs

4.....Randall Cunningham.....@ Dal., 11/26/98
3.....Warren Moon.....@ Det., 11/23/95

RECEPTIONS

9.....Kyle Rudolph.....@ Det., 11/24/16
9.....Amp Lee.....@ Det., 11/23/95
8.....Adam Thielen.....@ Det., 11/23/17
8.....Adam Thielen.....@ Det., 11/24/16
8.....Anthony Carter.....@ Dal., 11/26/87

RECEIVING YARDS

184.....Anthony Carter.....@ Dal., 11/26/87
163.....Randy Moss.....@ Dal., 11/26/98

PASSING YARDS

442.....Randall Cunningham.....at G.B., 10/5/98
343.....Daunte Culpepper.....at Phi., 9/20/04
330.....Tommy Kramer.....at Atl., 11/23/81

PASSING TDs

4.....Tommy Kramer.....at Atl., 11/23/81
4.....Randall Cunningham.....at G.B., 10/5/98
4.....Daunte Culpepper.....vs. NYG, 11/9/01

PASSER RATING

145.9.....Randall Cunningham.....at G.B., 10/5/98
134.3.....Brett Favre.....vs. G.B., 10/9/09

RECEPTIONS

12.....Cris Carter.....at S.F., 12/18/95
11.....Jake Reed.....vs. Chi., 10/28/96
10.....Randy Moss.....vs. NYG, 11/9/01
10.....Cris Carter.....vs. NYG, 11/9/01

RECEIVING YARDS

190.....Randy Moss.....at G.B., 10/5/98
171.....Randy Moss.....vs. NYG, 11/9/01
157.....Adam Thielen.....vs. N.O., 9/11/17

RECEIVING TDs

3.....Randy Moss.....vs. NYG, 11/9/01

LONGEST FGs

53.....Ryan Longwell.....at N.O., 10/6/08
52.....Fred Cox.....at Chi., 10/27/75

FGs MADE

5.....Rich Karlis.....vs. Cinn., 12/25/89
4.....Rick Danmeier.....vs. Denver, 9/11/78

149.....Jake Reed.....@ Det., 11/23/95
144.....Randy Moss.....@ Dal., 11/23/00
135.....Cris Carter.....@ Dal., 11/26/98

RECEIVING TDs

3.....Randy Moss.....@ Dal., 11/26/98
2.....Kyle Rudolph.....@ Det., 11/23/17
2.....Randy Moss.....@ Det., 11/23/00
2.....Cris Carter.....@ Det., 11/23/95
2.....Anthony Carter.....@ Dal., 11/26/87

PASSING YARDS

324.....Warren Moon.....@ Det., 11/23/95
359.....Randall Cunningham.....@ Dal., 11/26/98
255.....Sam Bradford.....@ Det., 11/24/16

PASSING TDs

4.....Randall Cunningham.....@ Dal., 11/26/98
3.....Warren Moon.....@ Det., 11/23/95

LONGEST FGs

49.....Gary Anderson.....@ Dal., 11/23/00
49.....Fuad Revez.....@ Det., 11/23/95

FGs MADE

3.....Chuck Nelson.....@ Det., 11/24/88

LONG KICKOFF RETURNS

99t.....Eddie Payton.....vs. Oak., 9/14/81
71.....Qadry Ismail.....at S.F., 12/18/95
69.....Cordarelle Patterson.....at NYG, 10/21/13

LONG PUNT RETURNS

91t.....Nate Burleson.....at Ind., 11/9/04
86t.....Marcus Sherels.....at NYG, 10/21/13

SACKS

4.5.....Jared Allen.....vs. G.B., 10/5/09
4.0.....Chris Doleman.....vs. Cin., 12/25/89

INTERCEPTIONS

2.....Robert Griffith.....at G.B., 10/5/98
2.....Jack Del Rio.....at Chi., 11/2/92
2.....Nate Allen.....vs. Pit., 10/4/76
2.....Ed Sharockman.....vs. Bal., 10/25/71

LONG INTERCEPTION RETURNS

94t.....Walker Lee Ashley.....vs. Chi., 12/19/88
84t.....Jack Del Rio.....at Chi., 11/2/92

TACKLES

16.....Antoine Winfield.....at Ind., 11/8/04
15.....Jack Del Rio.....at NYG, 10/10/94

LONG KICKOFF RETURNS

44.....David Palmer.....@ Dal., 11/26/98
43.....Qadry Ismail.....@ Det., 11/23/95

LONG PUNT RETURNS

74t.....David Palmer.....@ Det., 11/23/95
38.....Leo Lewis.....@ Dal., 11/26/87

SACKS

3.5.....Carl Eller.....@ Det., 11/27/69
3.0.....Chris Doleman.....@ Dal., 11/26/87

INTERCEPTIONS

1.....8 times, last by
Xavier Rhodes.....@ Det., 11/23/17

LONG INTERCEPTION RETURNS

30.....Jim Marshall.....@ Det., 11/27/69
25.....Robert Griffith.....@ Dal., 11/23/00

TACKLES

14.....Joey Browner.....@ Dal., 11/26/87
14.....Ed McDaniel.....@ Dal., 11/26/98
14.....Ed McDaniel.....@ Dal., 11/23/00



RB Leroy Hoard had a 50-yard TD, the 2nd-longest in team history on Thanksgiving, and scored 2 TDs, the most in team history on Thanksgiving, at Dallas in 1998.

SERIES STANDINGS

ARIZONA

Won 17, Lost 12, Tied 0 Home 11-4, Away 6-8

1963	(H)	St. Louis 56-14
1967	(H)	St. Louis 34-24
1969	(A)	Minnesota 27-10
1972	(H)	St. Louis 19-17
1974	(A)	Minnesota 28-24
1974	(H)	Minnesota 30-14 **
1977	(H)	St. Louis 27-7
1979	(A)	St. Louis 37-7
1981	(A)	St. Louis 30-17
1983	(A)	St. Louis 41-31
1991	(H)	Minnesota 34-7
1994	(A)	Minnesota 28-0
1994	(A)	Arizona 17-7
1995	(A)	Minnesota 30-24 (OT)
1996	(H)	Minnesota 41-17
1997	(A)	Minnesota 20-19
1998	(H)	Minnesota 41-21 **
2000	(H)	Minnesota 31-14
2003	(A)	Arizona 18-17
2006	(H)	Minnesota 31-26
2008	(H)	Minnesota 35-14
2009	(A)	Arizona 30-17
2010	(H)	Minnesota 27-24 (OT)
2011	(H)	Minnesota 34-10
2012	(H)	Minnesota 21-14
2015	(A)	Arizona 23-20
2016	(H)	Minnesota 30-24
2018	(H)	Minnesota 27-17
2021	(A)	Arizona 34-39

**NFC Divisional Playoff Game

ATLANTA

Won 20, Lost 12, Tied 0 Home 12-5, Away 8-7

1966	(H)	Atlanta 20-13
1967	(A)	Atlanta 21-20
1968	(H)	Minnesota 47-7
1969	(A)	Atlanta 10-3
1970	(A)	Minnesota 37-7
1971	(H)	Minnesota 24-7
1973	(A)	Atlanta 20-14
1974	(H)	Minnesota 23-10
1975	(H)	Minnesota 38-0
1977	(A)	Minnesota 14-7
1980	(H)	Minnesota 24-23
1981	(A)	Atlanta 31-30
1982	(H)	Minnesota 30-24 *
1984	(H)	Minnesota 27-20
1985	(A)	Atlanta 14-13
1987	(H)	Minnesota 24-13
1989	(H)	Minnesota 43-17
1991	(A)	Minnesota 20-19
1996	(A)	Minnesota 23-17
1998	(H)	Atlanta 30-27 (OT) ***
1999	(A)	Minnesota 17-14
2002	(H)	Atlanta 30-24 (OT)
2003	(A)	Minnesota 39-26
2005	(A)	Atlanta 30-10
2007	(H)	Minnesota 24-3
2008	(H)	Atlanta 24-17
2011	(A)	Atlanta 24-14
2014	(H)	Minnesota 41-28
2015	(A)	Minnesota 20-10
2017	(A)	Minnesota 14-9
2019	(H)	Minnesota 28-12
2020	(H)	Atlanta 40-23

*Super Bowl Tournament
***NFC Championship Game

BALTIMORE

Won 3, Lost 4, Tied 0 Home 2-0, Away 1-4

1998	(A)	Minnesota 38-28
2001	(A)	Baltimore 19-3
2005	(A)	Baltimore 30-23
2009	(H)	Minnesota 33-31
2013	(A)	Baltimore 29-26
2017	(H)	Minnesota 24-16
2021	(A)	Baltimore 34-31 OT

BUFFALO

Won 8, Lost 6, Tied 0 Home 4-2, Away 4-4

1971	(H)	Minnesota 19-0
1975	(A)	Minnesota 35-13
1979	(H)	Minnesota 10-3
1982	(A)	Buffalo 23-22
1985	(A)	Minnesota 27-20
1988	(A)	Buffalo 13-10
1994	(A)	Minnesota 21-17
1997	(A)	Minnesota 34-13
2000	(H)	Minnesota 31-27
2002	(H)	Buffalo 45-39 (OT)
2006	(A)	Buffalo 17-12
2010	(H)	Minnesota 38-14
2014	(A)	Buffalo 17-16

2018 (H) Buffalo 27-6

CAROLINA

Won 9, Lost 6, Tied 0 Home 7-3, Away 2-3

1995	(H)	Minnesota 14-12
1996	(H)	Minnesota 21-14
2000	(H)	Minnesota 31-17
2001	(H)	Carolina 14-13
2002	(H)	Carolina 21-14
2005	(A)	Carolina 38-13
2006	(H)	Minnesota 16-13 (OT)
2008	(H)	Minnesota 20-10
2009	(A)	Carolina 26-7
2011	(A)	Minnesota 24-21
2013	(H)	Carolina 35-10
2014	(H)	Minnesota 31-13
2016	(A)	Minnesota 22-10
2017	(A)	Carolina 31-24
2020	(H)	Minnesota 28-27
2021	(A)	Minnesota 34-28 (OT)

CHICAGO

Won 62, Lost 57, Tied 2 Home 37-24, Away 25-33-2 (0-1 in Champaign, IL)

1961	(H)	Minnesota 37-13
	(A)	Chicago 52-35
1962	(H)	Chicago 13-0
	(A)	Chicago 31-30
1963	(H)	Chicago 28-7
	(A)	Tie, 17-17
1964	(H)	Chicago 34-28
	(H)	Minnesota 41-14
1965	(H)	Chicago 45-37
	(A)	Minnesota 24-17
1966	(H)	Chicago 13-10
	(A)	Chicago 41-28
1967	(H)	Chicago 17-7
	(A)	Tie, 10-10
1968	(H)	Chicago 27-17
	(A)	Chicago 26-17
1969	(A)	Minnesota 31-0
	(H)	Minnesota 31-14
1970	(A)	Minnesota 24-0
	(H)	Minnesota 16-13
1971	(H)	Chicago 20-17
	(A)	Minnesota 27-10
1972	(A)	Chicago 13-10
	(H)	Minnesota 29-10
1973	(A)	Minnesota 22-13
	(H)	Minnesota 31-13
1974	(H)	Minnesota 11-7
	(A)	Minnesota 17-0
1975	(H)	Minnesota 28-3
	(A)	Minnesota 13-9
1976	(H)	Minnesota 20-19
	(A)	Chicago 14-13
1977	(H)	Minnesota 22-16 (OT)
	(A)	Chicago 10-7
1978	(A)	Minnesota 24-20
	(H)	Minnesota 17-14
1979	(A)	Chicago 26-7
	(H)	Minnesota 30-27
1980	(A)	Minnesota 34-14
	(H)	Minnesota 13-7
1981	(H)	Minnesota 24-21
	(A)	Chicago 10-9
1982	(H)	Minnesota 35-7
1983	(A)	Minnesota 23-14
	(H)	Chicago 19-13
1984	(A)	Chicago 16-7
	(H)	Chicago 34-3
1985	(H)	Chicago 33-24
	(A)	Chicago 27-9
1986	(A)	Chicago 22-0
	(H)	Minnesota 23-7
1987	(A)	Chicago 27-7
	(H)	Chicago 30-24
1988	(A)	Minnesota 31-7
	(H)	Minnesota 28-27
1989	(A)	Chicago 38-7
	(H)	Minnesota 27-16
1990	(A)	Chicago 19-16
	(H)	Minnesota 41-13
1991	(A)	Chicago 10-6
	(H)	Chicago 34-17
1992	(H)	Minnesota 21-20
	(A)	Minnesota 38-10
1993	(H)	Minnesota 10-7
	(A)	Minnesota 19-12
1994	(A)	Minnesota 42-14
	(H)	Minnesota 33-27(OT)
	(H)	Chicago 35-18 *
1995	(A)	Chicago 31-14
	(H)	Chicago 14-6
1996	(A)	Minnesota 20-14
	(H)	Chicago 15-13
1997	(A)	Minnesota 27-24
	(H)	Minnesota 29-22

1998	(A)	Minnesota 31-28
	(H)	Minnesota 48-22
1999	(H)	Chicago 24-22
	(A)	Minnesota 27-24 (OT)
2000	(H)	Minnesota 30-27
	(A)	Minnesota 28-16
2001	(A)	Chicago 17-10
	(H)	Chicago 13-6
2002	e(A)	Chicago 27-23
	(H)	Minnesota 25-7
2003	(H)	Minnesota 24-13
	(A)	Chicago 13-10
2004	(H)	Minnesota 27-23
	(A)	Chicago 24-14
2005	(A)	Chicago 28-3
	(H)	Minnesota 34-10
2006	(H)	Chicago 19-16
	(A)	Chicago 23-13
2007	(A)	Minnesota 34-31
	(H)	Minnesota 20-13
2008	(A)	Chicago 48-41
	(H)	Minnesota 34-14
2009	(H)	Minnesota 36-10
	(A)	Chicago 36-30 (OT)
2010	(A)	Chicago 27-13
	#(H)	Chicago 40-14
2011	(A)	Chicago 39-10
	(H)	Chicago 17-13
2012	(A)	Chicago 28-10
	(H)	Minnesota 21-14
2013	(A)	Chicago 31-30
	(H)	Minnesota 23-20 (OT)
2014	(A)	Chicago 21-13
	#(H)	Minnesota 13-9
2015	(A)	Minnesota 33-20
	#(H)	Minnesota 28-17
2016	(A)	Chicago 20-10
	(H)	Minnesota 38-10
2017	(A)	Minnesota 20-17
	(H)	Minnesota 23-10
2018	(A)	Chicago 25-20
	(H)	Chicago 24-10
2019	(A)	Chicago 16-6
	(H)	Chicago 21-19
2020	(A)	Minnesota 19-13
	(H)	Chicago 33-27
2021	(A)	Minnesota 17-9
	(H)	Minnesota 31-17

*NFC Wild Card Game
@ Champaign, IL-Memorial Stadium
TCF Bank Stadium- U of M

CINCINNATI

Won 7, Lost 7, Tied 0 Home 5-0, Away 1-7

1973	(A)	Cincinnati 27-0
	(H)	Minnesota 42-10
1977	(H)	Cincinnati 14-0
1980	(A)	Minnesota 20-14
1986	(A)	Cincinnati 24-20
1989	(H)	Minnesota 29-21
1992	(A)	Minnesota 42-7
1995	(A)	Cincinnati 27-24
1998	(H)	Minnesota 24-3
2005	(A)	Cincinnati 37-8
2009	(H)	Minnesota 30-10
2013	(A)	Cincinnati 42-14
2017	(H)	Minnesota 34-7
2021	(A)	Cincinnati 27-24 (OT)

CLEVELAND

Won 12, Lost 5, Tied 0 Home 7-3, Away 5-2, Neutral 1-0

1965	(A)	Minnesota 27-17
1967	(A)	Cleveland 14-10
1969	(H)	Minnesota 51-7
1969	(H)	Minnesota 27-7 +
1973	(H)	Minnesota 26-3
1975	(A)	Minnesota 42-10
1980	(H)	Minnesota 28-23
1983	(A)	Minnesota 27-21
1986	(H)	Cleveland 23-20
1989	(A)	Cleveland 23-17 (OT)
1992	(H)	Minnesota 17-13
1995	(H)	Minnesota 27-11
2005	(H)	Minnesota 24-12
2009	(A)	Minnesota 34-20
2013	(H)	Cleveland 31-27
2017	#(N)	Minnesota 33-16
2021	(H)	Cleveland 14-7

+ NFL Championship Game
Played in London at
Twickenham Stadium - Minnesota
designated as road team.

DALLAS

Won 15, Lost 17, Tied 0 Home 7-11, Away 8-6

1961	(A)	Dallas 21-7
	(H)	Dallas 28-0

1966	(A)	Dallas 28-17
1968	(H)	Dallas 20-17
1970	(H)	Minnesota 54-13
1971	(H)	Dallas 20-12 **
1973	(A)	Minnesota 27-10 ***
1974	(A)	Minnesota 23-21
1975	(H)	Dallas 17-14 **
1977	(H)	Dallas 16-10 (OT)
1977	(A)	Dallas 23-6 *
1978	(A)	Minnesota 21-10
1979	(H)	Dallas 36-20
1982	(H)	Minnesota 31-27
1983	(H)	Dallas 37-24
1987	(A)	Minnesota 44-38 (OT)
1988	(A)	Minnesota 43-3
1993	(H)	Dallas 37-20
1995	(H)	Dallas 23-17 (OT)
1996	(A)	Dallas 40-15 *
1998	(A)	Minnesota 46-36
1999	(H)	Minnesota 27-17
	(H)	Minnesota 27-10 *
2000	(A)	Minnesota 27-15
2004	(H)	Minnesota 35-17
2007	(A)	Dallas 24-10
2009	(H)	Minnesota 34-3 **
2010	(H)	Minnesota 24-21
2013	(A)	Dallas 27-23
2016	(H)	Dallas 17-15
2019	(A)	Minnesota 28-24
2020	(H)	Dallas 31-28
2021	(H)	Dallas 20-16

*NFC Wild Card Game
**NFC Divisional Playoff Game
***NFC Championship Game

DENVER

Won 8, Lost 7, Tied 0 Home 5-3, Away 3-4

1972	(A)	Minnesota 23-20
1978	(H)	Minnesota 12-9 (OT)
1981	(A)	Denver 19-17
1984	(A)	Denver 42-21
1987	(H)	Minnesota 34-27
1990	(H)	Minnesota 27-22
1991	(H)	Denver 13-6
1993	(A)	Minnesota 26-23
1996	(H)	Denver 21-7
1999	(A)	Minnesota 23-20
2003	(H)	Minnesota 28-20
2007	(A)	Denver 22-19 (OT)
2011	(H)	Denver 35-32
2015	(A)	Denver 23-20
2019	(H)	Minnesota 27-23

DETROIT

Won 79, Lost 40, Tied 2 Home 43-16-1, Away 36-24-1

1961	(H)	Detroit 37-10
	(A)	Detroit 13-17
1962	(H)	Detroit 17-6
	(A)	Detroit 37-23
1963	(A)	Detroit 28-10
	(H)	Minnesota 34-31
1964	(H)	Detroit 24-20
	(A)	Tie, 23-23
1965	(H)	Detroit 31-29
	(A)	Minnesota 29-7
1966	(H)	Detroit 32-31
	(A)	Minnesota 28-16
1967	(H)	Tie, 10-10
	(A)	Detroit 14-3
1968	(H)	Minnesota 24-10
	(A)	Minnesota 13-6
1969	(H)	Minnesota 24-10
	(A)	Minnesota 27-0
1970	(A)	Minnesota 20-17
	(H)	Minnesota 34-20
1971	(A)	Minnesota 16-13
	(H)	Minnesota 29-10
1972	(A)	Minnesota 34-10
	(H)	Minnesota 16-14
1973	(A)	Minnesota 23-9
	(H)	Minnesota 28-7
1974	(A)	Minnesota 7-6
	(H)	Detroit 20-16
1975	(H)	Minnesota 25-19
	(A)	Detroit 17-10
1976	(A)	Minnesota 10-9
	(H)	Minnesota 31-23
1977	(H)	Minnesota 14-7
	(A)	Minnesota 30-21
1978	(H)	Minnesota 17-7
	(A)	Detroit 45-14
1979	(A)	Minnesota 13-10
	(H)	Minnesota 14-7
1980	(A)	Detroit 27-7
	(H)	Minnesota 34-20
1981	(H)	Minnesota 26-4
	(A)	Detroit 45-7
1982	(A)	Minnesota 34-31

1983 (H) Minnesota 20-17
(A) Detroit 13-2

1984 (A) Minnesota 29-28
(H) Detroit 16-14

1985 (H) Minnesota 16-13
(A) Detroit 41-21

1986 (H) Detroit 13-10
(A) Minnesota 24-10

1987 (H) Minnesota 34-19
(A) Minnesota 17-14

1988 (H) Minnesota 44-17
(A) Minnesota 23-0

1989 (H) Minnesota 24-17
(A) Minnesota 20-7

1990 (H) Detroit 34-27
(A) Minnesota 17-7

1991 (A) Detroit 24-20
(H) Detroit 34-14

1992 (A) Detroit 31-17
(H) Minnesota 31-14

1993 (H) Detroit 30-27
(A) Minnesota 13-0

1994 (H) Minnesota 10-3
(A) Detroit 41-19

1995 (H) Minnesota 20-10
(A) Detroit 44-38

1996 (H) Minnesota 17-13
(A) Minnesota 24-22

1997 (A) Detroit 38-15
(H) Detroit 14-13

1998 (H) Minnesota 29-6
(A) Minnesota 34-13

1999 (A) Detroit 25-23
(H) Minnesota 24-17

2000 (A) Minnesota 31-24
(H) Minnesota 24-17

2001 (H) Minnesota 31-26
(A) Detroit 27-24

2002 (H) Minnesota 31-24
(A) Minnesota 38-36

2003 (A) Minnesota 23-13
(H) Minnesota 24-14

2004 (H) Minnesota 22-19
(A) Minnesota 28-27

2005 (H) Minnesota 27-14
(A) Minnesota 21-16

2006 (H) Minnesota 26-17
(A) Minnesota 30-20

2007 (A) Detroit 20-17 (OT)
(H) Minnesota 42-10

2008 (H) Minnesota 12-10
(A) Minnesota 20-16

2009 (A) Minnesota 27-13
(H) Minnesota 27-10

2010 (H) Minnesota 24-10
(A) Detroit 20-13

2011 (H) Detroit 26-23 (OT)
(A) Detroit 34-28

2012 (A) Minnesota 20-13
(H) Minnesota 34-24

2013 (A) Detroit 34-24
(H) Minnesota 14-13

2014 (H) Detroit 17-3
(A) Detroit 16-14

2015 (H) Minnesota 26-16
(A) Minnesota 28-19

2016 (H) Detroit 22-16 (OT)
(A) Detroit 16-13

2017 (H) Detroit 14-7
(A) Minnesota 30-23

2018 (H) Minnesota 24-9
(A) Minnesota 27-9

2019 (H) Minnesota 42-30
(H) Minnesota 20-7

2020 (H) Minnesota 34-20
(A) Minnesota 35-10

2021 (H) Minnesota 19-17
(A) Detroit 29-27

GREEN BAY

Won 57, Lost 64, Tied 3
Home 31-30, Away 26-34-3
(6-9 in Milwaukee)

1961 (H) Green Bay 33-7
(A) Green Bay 28-10 (Milw.)

1962 (A) Green Bay 34-7
(H) Green Bay 48-21

1963 (H) Green Bay 37-28
(A) Green Bay 28-7

1964 (A) Minnesota 24-23
(H) Green Bay 42-13

1965 (H) Green Bay 38-13
(A) Green Bay 24-19

1966 (A) Minnesota 20-17
(H) Green Bay 28-16

1967 (A) Minnesota 10-7 (Milw.)
(H) Green Bay 30-27

1968 (A) Minnesota 26-13 (Milw.)
(H) Minnesota 14-10

1969 (H) Minnesota 19-7
(A) Minnesota 9-7 (Milw.)

1970 (A) Green Bay 13-10 (Milw.)
(H) Minnesota 10-3

1971 (A) Minnesota 24-13
(H) Minnesota 3-0

1972 (A) Minnesota 27-13
(H) Green Bay 23-7

1973 (H) Minnesota 11-3
(A) Minnesota 31-7

1974 (A) Minnesota 32-17
(H) Green Bay 19-7

1975 (A) Minnesota 28-17
(H) Minnesota 24-3

1976 (A) Minnesota 17-10 (Milw.)
(H) Minnesota 20-9

1977 (H) Minnesota 19-7
(A) Minnesota 13-6

1978 (H) Minnesota 21-7
(A) Tie, 10-10 (OT)

1979 (H) Minnesota 27-21 (OT)
(A) Green Bay 19-7 (Milw.)

1980 (A) Green Bay 16-3
(H) Green Bay 25-13

1981 (A) Minnesota 30-13 (Milw.)
(H) Green Bay 35-23

1982 (H) Green Bay 26-7 (Milw.)
1983 (A) Minnesota 20-10

1984 (H) Green Bay 29-21
(A) Green Bay 45-17 (Milw.)

1985 (H) Green Bay 38-14
(H) Green Bay 20-17 (Milw.)

1986 (H) Green Bay 27-17
(A) Minnesota 42-7

1987 (H) Minnesota 22-16
(A) Green Bay 23-16

1988 (H) Green Bay 16-10 (Milw.)
(A) Green Bay 34-14

1989 (H) Green Bay 18-6
(H) Minnesota 26-14

1990 (A) Green Bay 20-19 (Milw.)
(H) Green Bay 24-10 (Milw.)

1991 (A) Minnesota 23-7
(H) Minnesota 35-21

1992 (A) Green Bay 27-7
(H) Minnesota 23-20 (OT)

1993 (H) Minnesota 27-7
(A) Minnesota 15-13

1994 (A) Minnesota 21-17 (Milw.)
(H) Minnesota 16-10

1995 (A) Green Bay 38-21
(H) Minnesota 27-24

1996 (H) Minnesota 30-21
(A) Green Bay 38-10

1997 (A) Green Bay 37-32
(H) Green Bay 27-11

1998 (A) Minnesota 37-24
(H) Minnesota 28-14

1999 (A) Green Bay 23-20
(H) Minnesota 20-13

2000 (A) Green Bay 26-20 OT
(H) Green Bay 33-28

2001 (H) Minnesota 35-13
(A) Green Bay 13-24

2002 (H) Minnesota 31-21
(A) Green Bay 26-22

2003 (A) Minnesota 30-25
(H) Green Bay 30-27

2004 (A) Green Bay 34-31
(H) Green Bay 34-31

2005 (H) Minnesota 31-17 *
(A) Minnesota 23-20

2006 (H) Minnesota 20-17
(A) Green Bay 23-17

2007 (H) Green Bay 9-7
(H) Green Bay 23-16

2008 (A) Green Bay 30-10
(H) Green Bay 24-19

2009 (H) Minnesota 28-27
(H) Minnesota 30-23

2010 (A) Minnesota 38-26
(H) Green Bay 28-24

2011 (H) Green Bay 31-3
(H) Green Bay 33-27

2012 (A) Green Bay 45-7
(H) Green Bay 23-14

2013 (H) Minnesota 37-34
(A) Green Bay 24-10 *

2014 (H) Green Bay 44-31
(A) Tie, 26-26 (OT)

2015 (A) Green Bay 42-10
(H) Green Bay 24-21

2016 (H) Green Bay 30-13
(H) Minnesota 17-14

2017 (H) Minnesota 17-14
(A) Green Bay 38-25

2018 (H) Minnesota 23-10
(A) Minnesota 16-0

2019 (A) Tie, 29-29 (OT)
(H) Minnesota 24-17

2020 (A) Green Bay, 28-16
(H) Green Bay, 23-10

2021 (H) Green Bay, 43-34

2021 (A) Minnesota, 28-22
(H) Minnesota, 34-31

2022 (H) Minnesota, 37-10
(A) Minnesota, 23-7

*NFC Wild Card Game

HOUSTON

Won 5, Lost 0, Tied 0
Home 2-0, Away 3-0
2004 (A) Minnesota 34-28 (OT)
2008 (H) Minnesota 28-21
2012 (A) Minnesota 23-6
2016 (H) Minnesota 31-13
2020 (A) Minnesota 31-23

INDIANAPOLIS

Won 7, Lost 18, Tied 1
Home 7-6-1, Away 0-12

1961 (A) Baltimore 34-13
(H) Minnesota 28-20

1962 (H) Baltimore 34-7
(A) Baltimore 42-14

1963 (H) Baltimore 37-34
(A) Baltimore 41-10

1964 (H) Minnesota 34-24
(A) Baltimore 17-14

1965 (A) Baltimore 35-16
(H) Baltimore 41-21

1966 (H) Baltimore 38-23
(A) Baltimore 20-17

1967 (H) Tie, 20-20
1968 (A) Baltimore 24-9

1968 (A) Baltimore 24-14 %
1969 (H) Minnesota 52-14

1971 (H) Minnesota 10-3
1982 (H) Minnesota 13-10

1988 (H) Minnesota 12-3
1997 (H) Minnesota 39-28

2000 (A) Indianapolis 31-28
2004 (A) Indianapolis 31-28

2008 (H) Indianapolis 18-15
2012 (A) Indianapolis 23-20

2016 (H) Indianapolis 34-6
2020 (A) Indianapolis 28-11

% NFL Western Conference
Championship Game

JACKSONVILLE

Won 6, Lost 1, Tied 0
Home 4-1, Away 2-0

1998 (H) Minnesota 50-10
2001 (H) Jacksonville 33-3
2004 (H) Minnesota 27-16

2008 (A) Minnesota 30-12
2012 (H) Minnesota 26-23 (OT)

2016 (A) Minnesota 25-16
2020 (H) Minnesota 27-24 (OT)

KANSAS CITY

Won 5, Lost 8, Tied 0
Home 4-2, Away 1-5, Neutral 0-1

1969 (N) Kansas City 23-7 S
1970 (H) Minnesota 27-10

1974 (A) Minnesota 35-15
1981 (H) Kansas City 10-6

1990 (A) Kansas City 24-21
1993 (H) Minnesota 30-10

1996 (H) Kansas City 21-6
1999 (A) Kansas City 31-28

2003 (H) Minnesota 45-20
2007 (A) Kansas City 13-10

2011 (A) Kansas City 22-17
2015 (H) Minnesota 16-10

2019 (A) Kansas City, 26-23
S Super Bowl IV, Jan. 11, 1970

LOS ANGELES CHARGERS

Won 7, Lost 6, Tied 0
Home 5-3, Away 2-3

1971 (A) San Diego 30-14
1975 (H) Minnesota 28-13

1978 (H) San Diego 13-7
1981 (A) Minnesota 33-31

1984 (H) San Diego 42-13
1985 (H) Minnesota 21-17

1993 (H) San Diego 30-17
1999 (H) Minnesota 35-27

2003 (A) San Diego 42-28
2007 (H) Minnesota 35-17

2011 (A) San Diego 24-17
2015 (H) Minnesota 31-14

2019 (A) Minnesota 39-10
2021 (A) Minnesota 27-20

LOS ANGELES RAMS

Won 27, Lost 18, Tied 2
Home 16-4-2, Away 11-14

1961 (A) Los Angeles 31-17
(H) Minnesota 42-21

1962 (A) Minnesota 38-14
(H) Tie, 24-24

1963 (A) Los Angeles 27-24
(H) Minnesota 21-13

1964 (A) Los Angeles 22-13
(H) Minnesota 34-13

1965 (A) Minnesota 38-35
(H) Minnesota 24-13

1966 (H) Minnesota 35-7
(A) Los Angeles 21-6

1967 (A) Los Angeles 39-3
1968 (H) Los Angeles 31-3

1969 (A) Minnesota 20-13
1969 (H) Minnesota 23-20 &

1970 (H) Minnesota 13-3
1972 (H) Minnesota 41-41

1973 (H) Minnesota 10-9
1974 (A) Los Angeles 20-17

1974 (H) Minnesota 14-10 ***
1976 (H) Tie, 10-10 (OT)

1976 (H) Minnesota 24-13 ***
1977 (A) Los Angeles 35-3

1977 (H) Minnesota 14-7
1978 (H) Los Angeles 34-17

1979 (A) Los Angeles 14-10 **
1979 (A) Los Angeles 27-21 (OT)

1985 (A) Los Angeles 13-16
1987 (A) Minnesota 21-10

1988 (H) Minnesota 28-17 *
1989 (H) Minnesota 23-21 (OT)

1991 (H) Minnesota 20-14
1992 (A) Minnesota 31-17

1998 (A) Minnesota 38-31
1999 (A) St. Louis 49-37 **

2000 (A) St. Louis 40-29
2003 (A) St. Louis 48-17

2005 (H) Minnesota 27-13
2006 (H) St. Louis 41-21

2009 (A) Minnesota 38-10
2012 (A) Minnesota 36-22

2014 (A) Minnesota 34-6
2015 (H) Minnesota 21-18 (OT)

2017 (H) Minnesota 24-7
2018 (A) Los Angeles 38-31

2021 (H) Los Angeles 30-23
6 NFL Western Conf. Championship

*NFC Wild Card Game
**NFC Divisional Playoffs
***NFC Championship Game

MIAMI

Won 5, Lost 8, Tied 0
Home 4-3, Away 1-4, Neutral 0-1

1972 (H) Miami 16-14
1973* (N) Miami 24-7

1976 (A) Minnesota 29-7
1979 (H) Miami 27-12

1982 (A) Miami 22-14
1988 (A) Miami 24-7

1994 (H) Minnesota 38-35
2000 (H) Minnesota 13-7

2002 (H) Minnesota 20-17
2006 (A) Miami 24-20

2010 (H) Miami 14-10
2014 (A) Miami 37-35

2018 (H) Minnesota 41-17
*Super Bowl VIII, Jan. 13, 1974

NEW ENGLAND

Won 4, Lost 9, Tied 0
Home 2-3, Away 2-5

1970 (A) Minnesota 35-14
1974 (H) New England 17-14

1979 (A) New England 27-23
1988 (H) Minnesota 35-6

1991 (A) New England 26-23 (OT)
1994 (A) New England 26-20 (OT)

1997 (H) Minnesota 23-18
2000 (A) Minnesota 21-13

2002 (A) New England 24-17
2006 (H) New England 31-7

2010 (H) New England 28-18
2014 (H) New England 30-7

2018 (H) New England 24-10

NEW ORLEANS

Won 23, Lost 13, Tied 0
Home 14-4, Away 9-9

1968 (A) New Orleans 20-17
1970 (H) Minnesota 26-0

1971 (A) Minnesota 23-10
1972 (H) Minnesota 37-6

1974 (H) Minnesota 29-9
1975 (A) Minnesota 20-7

1976 (A) Minnesota 40-9
1978 (A) New Orleans 31-24

1980 (A) Minnesota 23-20
1981 (H) Minnesota 20-10

1983 (A) New Orleans 17-16
1985 (H) New Orleans 30-23

1986 (H) Minnesota 33-17

1987 (A) Minnesota 44-10 *
 1988 (H) Minnesota 45-3
 1990 (H) Minnesota 32-3
 1991 (A) New Orleans 26-0
 1993 (H) New Orleans 17-14
 1994 (H) Minnesota 21-20
 1995 (H) Minnesota 43-24
 1998 (H) Minnesota 31-24
 2000 (H) Minnesota 34-16 **
 2001 (A) New Orleans 28-15
 2002 (A) Minnesota 32-31
 2004 (A) Minnesota 38-31
 2005 (H) Minnesota 33-16
 2008 (A) Minnesota 30-27
 2009 (A) New Orleans 31-28(OT)***
 2010 (A) New Orleans 14-9
 2011 (H) New Orleans 42-20
 2014 (A) New Orleans 20-9
 2017 (H) Minnesota 29-19
 2017 (H) Minnesota 29-24 **
 2018 (H) New Orleans 30-20
 2019 (A) Minnesota 26-20 (OT)*
 2020 (A) New Orleans 52-33
 *NFC Wild Card Game
 **NFC Divisional Playoff Game
 ***NFC Championship Game

NEW YORK GIANTS

Won 17, Lost 12, Tied 0
Home 8-5, Away 9-7
 1964 (A) Minnesota 30-21
 1965 (H) Minnesota 40-14
 1967 (H) Minnesota 27-24
 1969 (A) New York 24-23
 1971 (A) Minnesota 17-10
 1973 (A) Minnesota 31-7
 1976 (H) Minnesota 24-7
 1986 (H) New York 22-20
 1989 (A) New York 24-14
 1990 (A) New York 23-15
 1993 (A) New York 17-10 *
 1994 (A) Minnesota 27-10
 1996 (A) New York 15-10
 1997 (A) Minnesota 23-22 *
 1999 (A) Minnesota 34-17
 2000 (A) New York 41-0 ***
 2001 (H) Minnesota 28-16
 2002 (H) New York 27-20
 2003 (H) New York 29-17
 2004 (H) New York 34-13
 2005 (A) Minnesota 24-21
 2007 (A) Minnesota 41-17
 2008 (H) Minnesota 20-19
 2009 (H) Minnesota 44-7
 2010 (H) New York 21-3 @
 2013 (A) New York 23-7
 2015 (H) Minnesota 49-17
 2016 (H) Minnesota 24-10
 2019 (A) Minnesota 28-10
 *NFC Wild Card Game
 ***NFC Championship Game
 @at Ford Field in Detroit, MI

NEW YORK JETS

Won 3, Lost 8, Tied 0
Home 2-3, Away 1-5
 1970 (A) New York 20-10
 1975 (H) Minnesota 29-21
 1979 (A) New York 14-7
 1982 (H) New York 42-14
 1994 (H) New York 31-21
 1997 (A) New York 23-21
 2002 (A) New York 20-7
 2006 (H) New York 26-13
 2010 (A) New York 29-20
 2014 (H) Minnesota 30-24 (OT)
 2018 (A) Minnesota 37-17

OAKLAND

Won 6, Lost 10, Tied 0
Home 4-4, Away 2-5, Neutral 0-1
 1973 (H) Minnesota 24-16
 1976 (N) Oakland 32-14 S
 1977 (A) Oakland 35-13
 1978 (A) Oakland 27-20
 1981 (H) Oakland 36-10
 1984 (A) Los Angeles 23-20
 1987 (H) Minnesota 31-20
 1990 (H) Los Angeles 28-24
 1993 (A) Los Angeles 24-7
 1996 (A) Minnesota 16-13 (OT)
 1999 (H) Oakland 22-17
 2003 (A) Oakland 28-18
 2007 (H) Minnesota 29-22
 2011 (H) Oakland 27-21
 2015 (A) Minnesota 30-14
 2019 (H) Minnesota 34-14
 S Super Bowl XI, Jan. 9, 1977

PHILADELPHIA

Won 15, Lost 15, Tied 0
Home 8-4, Away 7-10
 1962 (H) Minnesota 31-21
 1963 (A) Minnesota 34-13
 1968 (A) Minnesota 24-17
 1971 (A) Minnesota 13-0
 1973 (H) Minnesota 28-21
 1976 (A) Minnesota 31-12
 1978 (H) Minnesota 28-27
 1980 (H) Philadelphia 42-7
 1980 (A) Philadelphia 31-16 **
 1981 (H) Minnesota 35-23
 1984 (A) Philadelphia 19-17
 1985 (H) Minnesota 28-23
 1985 (A) Philadelphia 37-35
 1988 (H) Minnesota 23-21
 1989 (A) Philadelphia 10-9
 1990 (A) Philadelphia 32-24
 1992 (A) Philadelphia 28-17
 1997 (H) Minnesota 28-19
 2001 (A) Philadelphia 48-17
 2004 (A) Philadelphia 27-16
 2004 (H) Philadelphia 27-14 **
 2007 (H) Philadelphia 23-16
 2008 (H) Philadelphia 26-14 *
 2010 (A) Minnesota 24-14
 2013 (H) Minnesota 48-30
 2016 (A) Philadelphia 21-10
 2017 (A) Philadelphia 38-7 ***
 2018 (A) Minnesota 20-9
 2019 (H) Minnesota 38-20
 2022 (A) Philadelphia 24-7
 *NFC Wild Card Playoff Game
 **NFC Divisional Playoff Game
 ***NFC Championship Game

PITTSBURGH

Won 10, Lost 9, Tied 0
Home 5-2, Away 4-6, Neutral 1-1
 1962 (A) Pittsburgh 39-31
 1964 (H) Minnesota 30-10
 1967 (A) Minnesota 41-27
 1969 (H) Minnesota 52-14
 1972 (A) Pittsburgh 23-10
 1974 (N) Pittsburgh 16-6 S
 1976 (H) Minnesota 17-6
 1980 (H) Pittsburgh 23-17
 1983 (A) Minnesota 17-14
 1986 (H) Minnesota 31-7
 1989 (A) Pittsburgh 27-14
 1992 (A) Minnesota 6-3
 1995 (A) Minnesota 44-24
 2001 (A) Pittsburgh 21-16
 2005 (H) Pittsburgh 18-3
 2009 (A) Pittsburgh 27-17
 2013 (N) Minnesota 34-27 #
 2017 (A) Pittsburgh 26-9
 2021 (H) Minnesota 36-28
 S Super Bowl IX, Jan. 12, 1975
 # Played in London at Wembley Stadium. Minnesota designated home team.

SAN FRANCISCO

Won 23, Lost 25, Tied 1
Home 15-9, Away 8-16-1
 1961 (H) San Francisco 38-24
 1962 (A) San Francisco 38-28
 1962 (A) San Francisco 21-7
 1963 (H) San Francisco 35-12
 1963 (A) Minnesota 24-20
 1964 (H) Minnesota 45-14
 1964 (A) Minnesota 27-22
 1965 (H) Minnesota 24-7
 1965 (A) Minnesota 42-41
 1966 (H) San Francisco 45-24
 1966 (A) Tie, 20-20
 1967 (H) Minnesota 28-3
 1967 (H) San Francisco 27-21
 1968 (A) Minnesota 30-20
 1969 (H) Minnesota 10-7
 1970 (H) San Francisco 17-14 **
 1971 (H) San Francisco 13-9
 1972 (A) San Francisco 20-17
 1973 (A) Minnesota 17-13
 1975 (H) Minnesota 27-17
 1976 (A) San Francisco 20-16
 1977 (H) Minnesota 28-27
 1979 (H) Minnesota 28-22
 1983 (H) San Francisco 48-17
 1984 (A) San Francisco 51-7
 1985 (H) Minnesota 28-21
 1986 (A) Minnesota 27-24 (OT)
 1987 (A) Minnesota 36-24 **
 1988 (A) San Francisco 24-21
 1988 (A) San Francisco 34-9 **
 1989 (A) San Francisco 41-13 **
 1990 (H) San Francisco 20-17
 1991 (H) Minnesota 17-14
 1992 (H) San Francisco 20-17
 1993 (A) San Francisco 38-19
 1994 (H) Minnesota 21-14
 1995 (A) San Francisco 37-30

1997 (A) San Francisco 28-17
 1997 (A) San Francisco 38-22 **
 1999 (H) Minnesota 40-16
 2003 (H) Minnesota 35-7
 2006 (A) San Francisco 9-3
 2007 (A) Minnesota 27-7
 2009 (H) Minnesota 27-24
 2012 (H) Minnesota 24-13
 2015 (A) San Francisco 20-3
 2018 (H) Minnesota 24-16
 2019 (A) San Francisco 27-10 **
 2021 (A) San Francisco 34-26
 **NFC Divisional Playoff Game

SEATTLE

Won 6, Lost 13, Tied 0
Home 4-3, Away 2-10
 1976 (H) Minnesota 27-21
 1978 (A) Seattle 29-28
 1984 (H) Seattle 20-12
 1987 (A) Seattle 28-17
 1990 (A) Minnesota 24-21
 1996 (A) Seattle 42-23
 2002 (A) Seattle 48-23
 2003 (H) Minnesota 34-7
 2004 (H) Seattle 27-23
 2006 (A) Minnesota 31-13
 2009 (H) Minnesota 35-9
 2012 (A) Seattle 30-20
 2013 (A) Seattle 41-20
 2015 (H) Seattle 38-7
 2015 (H) Seattle 10-9 *
 2018 (A) Seattle 21-7
 2019 (A) Seattle 37-30
 2020 (A) Seattle 27-26
 2021 (H) Minnesota 30-17
 *NFC Wild Card Game

TAMPA BAY

Won 33, Lost 22, Tied 0
Home 19-9, Away 14-13
 1977 (A) Minnesota 9-3
 1978 (H) Tampa Bay 16-10
 1978 (A) Minnesota 24-7
 1979 (H) Tampa Bay 12-10
 1980 (A) Minnesota 23-22
 1980 (H) Minnesota 38-30
 1981 (A) Minnesota 21-10
 1981 (A) Tampa Bay 21-13
 1982 (H) Minnesota 25-10
 1982 (H) Minnesota 17-10
 1983 (A) Minnesota 19-16 (OT)
 1984 (H) Tampa Bay 17-12
 1984 (A) Tampa Bay 35-21
 1985 (H) Minnesota 27-24
 1985 (A) Minnesota 31-16
 1986 (H) Minnesota 26-7
 1986 (A) Minnesota 23-10
 1987 (H) Minnesota 45-13
 1987 (A) Tampa Bay 20-10
 1987 (H) Minnesota 23-17
 1988 (H) Minnesota 14-13
 1989 (A) Minnesota 49-20
 1989 (H) Minnesota 17-3
 1990 (A) Minnesota 24-10
 1990 (H) Tampa Bay 23-20
 1990 (A) Tampa Bay 26-13
 1991 (H) Minnesota 28-13
 1992 (A) Minnesota 26-24
 1992 (H) Minnesota 26-20
 1993 (A) Minnesota 35-7
 1993 (H) Minnesota 15-0
 1994 (A) Tampa Bay 23-10
 1994 (A) Minnesota 36-13
 1994 (H) Tampa Bay 20-17 (OT)
 1995 (A) Tampa Bay 20-17 (OT)
 1995 (H) Minnesota 31-17
 1996 (A) Tampa Bay 24-13
 1996 (H) Minnesota 21-10
 1997 (H) Tampa Bay 28-14
 1997 (A) Minnesota 10-6
 1998 (H) Minnesota 31-7
 1999 (A) Tampa Bay 27-24
 1999 (H) Minnesota 21-14
 2000 (A) Tampa Bay 24-17
 2000 (H) Minnesota 30-23
 2001 (A) Tampa Bay 41-13
 2001 (H) Tampa Bay 20-16
 2002 (A) Tampa Bay 41-14
 2002 (A) Tampa Bay 38-24
 2005 (H) Tampa Bay 24-13
 2008 (A) Tampa Bay 19-13
 2011 (H) Tampa Bay 24-20
 2012 (H) Tampa Bay 36-17
 2014 (A) Minnesota 19-13 (OT)
 2017 (H) Minnesota 34-17

TENNESSEE

Won 9, Lost 5, Tied 0
Home 7-2, Away 2-3
 1974 (H) Minnesota 51-10
 1980 (A) Houston 20-16
 1983 (H) Minnesota 34-14

1986 (A) Houston 23-10
 1989 (H) Minnesota 38-7
 1992 (H) Houston 17-13
 1995 (H) Minnesota 23-17 (OT)
 1998 (A) Minnesota 26-16
 2001 (H) Minnesota 42-24
 2004 (H) Minnesota 20-3
 2008 (A) Tennessee 30-7
 2012 (H) Minnesota 30-17
 2016 (A) Minnesota 25-16
 2020 (H) Tennessee 31-30

WASHINGTON

Won 14, Lost 13, Tied 0
Home 7-6, Away 7-7
 1968 (H) Minnesota 27-14
 1970 (A) Minnesota 19-10
 1972 (H) Washington 24-21
 1973 (H) Minnesota 27-20 **
 1975 (A) Washington 31-30
 1976 (H) Minnesota 35-20 **
 1980 (A) Minnesota 39-14
 1982 (A) Washington 21-7*
 1984 (H) Washington 31-17
 1986 (A) Washington 44-38 (OT)
 1987 (H) Washington 27-24 (OT)
 1987 (A) Washington 17-10 ***
 1992 (H) Washington 15-13
 1992 (H) Washington 24-7 *
 1993 (A) Minnesota 14-9
 1998 (H) Minnesota 41-7
 2000 (A) Washington 21-18
 2006 (A) Minnesota 19-16
 2007 (H) Washington 32-21
 2010 (A) Minnesota 17-13
 2011 (A) Minnesota 33-26
 2012 (A) Washington 38-26
 2013 (H) Minnesota 34-27
 2014 (H) Minnesota 29-26
 2016 (A) Washington 26-20
 2017 (A) Minnesota 38-30
 2019 (H) Minnesota 19-9
 *Super Bowl Tournament
 **NFC Wild Card Game
 ***NFC Divisional Playoff Game
 ***NFC Championship Game

VIKINGS ALUMNI

Players must be on active roster for one game to qualify

AAA

31 Abdullah, Ameer, RB, Nebraska	2008-11
39 Abdullah, Hussein, S, Washington St.	2018-21
50 Abrams, Bobby, LB, Michigan	1993-94
53 Ache, Steve, LB, SW Missouri	1987
12 Adams, Rodney, WR, South Florida	2017
72 Adams, Scott, C, Georgia	1991-93
85 Adams, Tom, WR, Minn.-Duluth	1962
7 Adams, Tom, QB, Utah State	1987
68 Addicks, Javier, C, Baylor	1989
57 Adibi, John, LB, Virginia Tech	2011
67 Alderman, Grady, T, Detroit	1961-74
6 Alex, Keith, G, Texas A&M	1995
90 Alexander, Derrick, DE, Florida St.	1995-98
82 Alexander, Derrick, WR, Michigan	2002
20/24 Alexander, Mackensie, CB, Clemson	2016-18, '21
55 Alexander, Rufus, LB, Oklahoma	2008
53 Allipate, Tulenear, LB, Washington St.	1995
21 Allen, Asher, CB, Georgia	2009-11
69 Allen, Jared, DE, Idaho State	2008-13
25 Allen, Nate, DB, Texas Southern	1976-79
21 Allen, Terry, RB, Clemson	1991-94
84 Allison, Aundrea, WR, East Carolina	2007-08
7 Andersen, Morten, K, Michigan State	2004
66 Anderson, Abdullah, DT, Bucknell	2020
46 Anderson, Alfred, RB, Baylor	1984-91
1 Anderson, Gary, K, Syracuse	1998-02
56 Anderson, Scott, C, Missouri	1974, '76
86 Angulo, Richard, TE, West. New Mex.	2003-05
53 Anno, Sam, LB, USC	1987-88
2 Araguz, Leo, P, Stephen F. Austin	2003
69 Arbuckle, Hassan, DE, Texas Tech	1984
16 Arceneaux, Emmanuel, WR, Alcorn State	2011
16 Archer, R.J., QB, William E. Mary	2010
19 Aromashodu, Devin, WR, Auburn	2011-12
79 Arriaga, Chuck, T, USC	1966
33 Asamoh, I.B., LB, Oklahoma	2022-
58 Ashley, Walker, LB, Penn St.	1983-88, '90
44/48 Asiatu, Matt, RB, Utah	2012-16
79 Asper, Mark, T, Oregon	2012
45 Athas, Pete, CB, Tennessee	1975
3 Avery, John, RB, Mississippi	2003
67 Awasom, Adrian, DE, North Texas	2011
49 Ayandadejo, Obafemi, FB, San Diego St.	1998-99
92 Ayodele, Remi, DT, Oklahoma	2011

B B B

60 Baca, Jeff, G, UCLA	2013
74 Badger, Brad, G, Stanford	2000-01
5 Bailey, Dan, K, Oklahoma State	2018-20
77/60 Baker, Al, DE, Colorado State	1988
51 Baker, Chase, DT, Boise State	2013
6 Baker, Rashad, S, Tennessee	2006
86 Baker, Robert, WR, Auburn	2003
37 Baldwin, Randy, RB, Mississippi	1991
96 Ball, Jerry, DT, SMU	1997-99
59 Ballard, Christian, DT/DE, Iowa	2011-12
85 Ballman, Gary, TE, Michigan St.	1973
30 Banks, Antonio, S, Virginia Tech	1998-00
23 Banyard, Joe, RB, Texas-El Paso	2013-14
34 Bargas, Jake, FB, North Carolina	2020-
2 Barker, Roy, DT, No. Carolina	1992-95, '00
3 Barnes, Bill, RB, Wake Forest	1965-66
2 Barnes, Tomur, CB, North Texas	1996
3 Barnett, Harlon, S, Michigan St.	1995-96
55 Barr, Anthony, LB, UCLA	2014-21
19 Baskett, Hank, WR, New Mexico	2010
32/38 Bass, Anthony, DB, Bethune-Cookman	1998-99
85 Bates, D'Wayne, WR, Northwestern	2002-03
53 Battle, Jim, G, Southern Illinois	1963
52 Bavaro, David, LB, Syracuse	1992
32 Bayless, Rick, RB, Iowa	1989
47 Baylor, Tim, S, Morgan State	1979-80
2 Bearman, Audrey, S, East Texas St.	1975-76
67 Beasley, John, TE, California	1967-73
64 Beavers, Willie, G, Western Michigan	2016
63 Bebout, Nick, T, Wyoming	1980
86 Bedsole, Hal, TE, USC	1964-66
12 Beebe, Chad, WR, Northern Illinois	2018-21
81 Bell, Blake, TE, Oklahoma	2017
33 Bell, Rick, RB, St. John's, (Minn.)	1983
79 Bennett, Barry, DE, Concordia	1988
2 Bennett, Barry, S, P. Quachita Baptist	1974
2 Bennett, Darren, P, no college	2004-05
23 Bennett, Michael, RB, Wisconsin	2001-05
56/50 Berich, Pete, LB, Notre Dame	1995-00
61 Berger, Joe, C/G, Michigan Tech	2011-17
17 Berger, Mitch, P, Colorado	1996-01
67 Berrian, Bernard, WR, Fresno State	1995-67, '73-76
7 Berry, Bob, QB, Oregon	1965-67, '73-76
3 Berry, Jordan, P, Eastern Kentucky	2021-
50 Berry, Ray, LB, Baylor	1987-92
45/87/44 Berton, Sean, TE, North Carolina St.	2003-04
21 Bess, Rufus, CB, So. Carolina St.	1982-87
85 Betha, Ryan, WR, South Carolina	1988
4 Bethel-Thompson, McCleod, QB, Sacramento St.	2012-13

55/54 Bieker, Greg, LB, Colorado	2002-03
75/78 Birk, Matt, C, Harvard	1998-08
73 Bishop, Bill, DT, North Texas St.	1961
59 Bishop, Desmond, LB, California	2013
12 Bishop, Keith, QB, Wheaton	1987
96 Blacklock, Ross, DL, TCU	2022-
21 Blahaj, Joe, CB, Nebraska	1974-75, '77
59 Blair, Matt, LB, Iowa State	1974-85
68 Blair, Paul, T, Oklahoma A&M	1990
18/84 Blanton, Tony, WR, Florida A&M	1996-98
36 Blanton, Robert, S, Notre Dame	2012-15
20 Blue, Greg, S, Georgia	2006
74 Bobo, Orlando, G, NE Louisiana	1997-98
92/96 Boireau, Michael, DE, Miami (FL)	2000
66 Bolin, Bookie, G, Mississippi	1968-69
9 Bollinger, Brooks, QB, Wisconsin	2006-07
60 Bolston, Conrad, DT, Maryland	2007
3 Boma, Rhett, QB, Sam Houston St.	2010
13 Bono, Steve, QB, UCLA	1985-86
27 Booker, Lorenzo, RB, Florida State	2010-11
76 Boone, Alex, G, Ohio State	2010-11
71 Boone, David, DE, Eastern Michigan	1974
23/44 Boon, Mike, RB, Cincinnati	2018-20
43 Booth Jr., Andrew, CB, Clemson	2022-
4 Booty, John David, QB, USC	2008
47 Borland, Tuf, LB, Ohio State	2021
8 Bouman, Todd, QB, St. Cloud State	1997-02
90/73 Bower, Tashawn, DE, LSU	2017-18, '21
61 Bowie, Larry, G, Purdue	1962-68
62 Boyd, Brent, G, UCLA	1980-86
38 Boyd, Kris, CB, Texas	2019-
66 Boyd, Malik, CB, Southern	1994
60 Boylan, Jim, WR, Washington St.	1963
6 Bradbury, Garrett, C, North Carolina St.	2020
26 Bradford, Ronnie, S, Colorado	2010
8 Bradford, Sam, QB, Oklahoma	2016-17
50 Brady, Jeff, LB, Kentucky	1995-97
67 Brailford, Jordan, DE, Oklahoma State	2020
61 Bramlett, Don, DT, Carson-Newman	1987
64 Brandel, Blake, T, Oregon State	2021-
53 Braxton, David, LB, Wake Forest	1989-90
21 Breeelan, Bashaud, CB, Clemson	2021
7 Breitenstein, Bob, T, Tulsa	1967
42 Brewer, Jack, S, Minnesota	2002-03
5 Bridgewater, Teddy, QB, Louisville	2014-17
4 Brien, Doug, K, California	2002
43/54 Briggs, Greg, S, Texas Southern	1997-98
84 Brim, James, WR, Wake Forest	1987
4 Brim, Michael, CB, Virginia Union	1989-90
4 Brinkley, Jasper, LB, South Carolina	2009-12, '14
6 Britser, Bobby, QB, ME Louisiana	2000
28 Britt, Charlie, S, Georgia	1964
24 Brock, Traminea, CB, Belhaven	2017
91 Broemel, Lorenzo, DE, Clemson	2002
40 Brothers, Kentrell, LB, Missouri	2016-19
30 Brown, Bill, LB, Illinois	1962-74
22 Brown, Ivory Lee, RB, Ark. - Pine Bluff	1993
80 Brown, Larry, WR, Mankato State	1987
31 Brown, Mack, RB, Florida	2017
86 Brown, Norris, TE, Georgia	1983
79 Brown, Pat, T, Central Florida	2010-11
33 Brown, Ralph, CB, Nebraska	2004-05
52 Brown, Richard, LB, San Diego St.	1994-96
89 Brown, Robert, TE, Alcorn A&M	1971
23 Brown, Ted, RB, North Carolina St.	1979-85
24 Brown, Terry, S, Oklahoma St.	1972-76
47 Browner, Joey, S, USC	1983-91
8 Brues, Bob, TE, Mankato State	1988-84
24 Brune, Larry, S, Rice	1980
13 Bruno, Dave, P, Moraine Valley	1987
20 Bryant, Bobby, CB, South Carolina	1967-80
94 Bryant, Tim, LB, So. Mississippi	1987
74 Buetow, Bart, T, Minnesota	1976-77
93 Bullard, Jonathan, DL, Florida	2022-
75 Bundra, Mike, DT, USC	1964
81 Burleson, Nate, WR, Nevada	2003-05
91 Burroughs, Nick, TE, Wyoming	1999-00
36/27 Burton, Brandon, CB, Utah	2011-12
17 Burton, Derek, T, Oklahoma St.	1987
86/11 Burton, Stephen, WR, West Texas A&M	2011-12
22 Butler, Billy, S/RB, Tenn.-Chattanooga	1962-64
31 Butler, Duane, S, Illinois State	1997-98
66 Byers, Ken, C, Cincinnati	1964-66
60 Bykowski, Carter, T, Iowa State	2014
24/43 Bynum, Cameron, S, California	2021-

C C C

53 Caesar, Ivan, LB, Boston College	1991
22 Caleb, Jamie, RB, Grambling	1961
23 Calland, Lee, CB, Louisville	1963-65
85 Camarillo, Greg, WR, Stanford	2010-11
55 Campbell, John, LB, Minnesota	1963-64
86/16 Campbell, Kelly, WR, Georgia Tech	2002-03
17 Capleman, Bill, QB, Florida St.	1970
7 Carlson, Daniel, K, Auburn	2018
89 Carlson, John, TE, Notre Dame	2012-13

65 Carman, Jon, T, Georgia Tech	2002
40 Carpenter, Preston, TE, Arkansas	1966
35 Carpenter, Ron, S, Miami (Ohio)	1993
84 Carroll, Jay, TE, Minnesota	1985
81 Carter, Anthony, WR, Michigan	1985-93
80 Carter, Cris, WR, Ohio State	1990-01
21 Carter, Dale, CB, Tennessee	2001
11 Carter, Jason, WR, Texas A&M	2006
86 Carter, Kyle, TE, Penn State	2017
22/37 Carter, Tyronne, S, Minnesota	2000-02
36 Cassel, Malcolm, G, Tenn.-Chatt.	1984
44 Casper, Dave, TE, Notre Dame	1983
16 Cassel, Matt, QB, USC	2013-14
48/89 Cerceone, Matt, TE, Arizona St.	2000-02
67 Chamberlain, Byron, TE, Wayne St.	2001-02
32 Chandler, Ty, RB, North Carolina	2022-
23/34 Champaign, Doug, RB, Marshall	2000-03
25 Charles, John, S, Purdue	1970
21 Chavous, Corey, S/CB, Vanderbilt	2002-05
16 Chealand, Hal, QB, Mississippi St.	1974
85 Chisena, Dan, WR, Penn State	2020-
26 Christopherson, Jim, K/LB, Concordia	1962
62 Christy, Jeff, C, Pittsburgh	1993-99
50 Chukwurah, Patrick, LB/DE, Wyoming	2001-02
6 Cline, Lewis, S, Georgia	2022-
50/54 Ciurciu, Vinny, LB, Boston College	2007-08
12 Clabo, Neil, P, Tennessee	1975-77
55 Claiborne, Chris, LB, USC	2003-04
33 Clarke, Jesse, RB, Arkansas	1989-90
89 Clark, Kenny, WR, Central Florida	2003-04
71 Clarke, Ken, DT, Syracuse	1989-91
81 Clarke, Leon, WR, USC	1963
68 Clemmings, T.J., T, Pittsburgh	2016-
56 Clemens, Duane, DE, California	1996-99
72 Cleveland, Ezra, G, Boise State	2020
26 Cobb, Marvin, S, USC	1980
63 Cobb, Robert, DE, Texas	1984
89 Coffman, Paul, TE, Kansas State	1988
57 Cole, Audie, LB, North Carolina State	2012-16
92 Cole, Colin, DT, Iowa	2003
52 Cole, Mason, C, Michigan	2021
37 Coleman, Al, CB, Tennessee State	1987
91 Coleman, Dan, DE, Murray State	1967
8 Coleman, Greg, P, Florida A&M	1978-87
13 Coley, Stacy, WR, Miami (Fla)	2017-18
99/93 Collinet, Stalin, DE, Boston College	1997-99, '01
76 Collins, Aviante, T, TCU	2017-
56 Collins, Calvin, G, Texas A&M	2001
84 Collins, Dwight, WR, Pittsburgh	1984
59 Collins, Fabray, LB, So. Illinois	1987
6 Colquitt, Britton, P, Tennessee	2019-20
43 Colter, Jeff, CB, Kansas	1984
79 Compton, Tom, G, South Dakota	2018
63 Conaty, Billy, C, Virginia Tech	2004
57 Connelly, Ryan, LB, Wisconsin	2020-
83 Conklin, Tyler, TE, Central Michigan	2018-21
20/31 Cook, Chris, CB, Virginia	2010-13
4/33 Cook, Dalvin, RB, Florida State	2017-
62 Cook, Ryan, T, New Mexico	2006-10
20 Cooks, Kerry, S, Iowa	1998
86 Cooper, Adrian, TE, Oklahoma	1994-95
68 Cooper, Jon, C, Oklahoma	2009-10
50 Cooper, Marquis, LB, Washington	2006
63 Cornish, Frank, C, UCLA	1994
1 Cortez, Jose, K, Oregon State	2003-04
95 Council, Keith, DE, Hampton	1999
8 Cousins, Kirk, QB, Michigan State	2018-
55 Cowart, Sam, LB, Florida State	2005
14 Cox, Fred, K, Pittsburgh	1963-77
33 Craig, Roger, RB, Nebraska	1992-93
84 Craig, Steve, TE, Northwestern	1974-78
73 Crawford, Brian, T, Western Oregon	2001
95 Crichton, Scott, DE, Oregon State	2014-16
52 Crockett, Henri, LB, Florida State	2002-03
87 Crumpler, Carlester, TE, E. Carolina	1999
77 Culpepper, Brad, DT, Florida	1992-93
12/11 Culpepper, Daunte, QB, UCF	1999-05
71 Culpepper, Ed, DT, Alabama	1961
89 Cunningham, Doug, WR, Rice	1979
7 Cunningham, Randall, QB, UNLV	1997-99
67 Cunningham, Rick, T, Texas A&M	1995
5 Cuzzo, Gary, QB, Virginia	1968-71
49 Curtis, Travis, S, West Virginia	1989
58 Cutting, Austin, LS, Air Force	2019-20

D D D

71/75 Dafney, Bernard, G, Tennessee	1992-94
84 Dale, Carroll, WR, Virginia Tech	1993
50 Dalton, Antico, LB, Hampton	1999
63 Daniels, Brian, G, Colorado	2007
69 Daniels, LeShun, G, Ohio State	1997
7 Danmeier, Rick, K, Sioux Falls	1977-83
3/27 Dantzier, Cameron, CB, Mississippi St.	2020-
32/25 Darden, Tony, CB, Texas Tech	1998
71 Darrisaw, Christian, T, Virginia Tech	2021-
82 Daugherty, Ron, WR, Northeastern	1987

40	Davidson, Zach, TE, Central Missouri	2021	11	Fiedler, Jay, QB, Dartmouth	1998	8	Harnish, Chandler, QB, Northern Illinois	2014	
34	Davis, Brian, CB, Nebraska	1994	32	Fields, Mark, CB, Clemson	2019-	36	Harrell, Sam, RB, E. Carolina	1980-82, 87	
16	Davis, Davion, WR, Sam Houston St.	2019	85	Finch, Steve, WR, Elmhurst	1987	41	Harris, Anthony, S, Virginia	2015-20	
71	Davis, Doug, T, Kentucky	1966-72	72	Fisk, Jason, DT, Stanford	1995-98	35	Harris, Bill, RB, Colorado	1969-70	
5	Davis, Greg, K, The Citadel	1997	27	Fitzgerald, Jamie, CB, Idaho St.	1987	32	Harris, Darryl, RB, Arizona St.	1988	
63	Davis, Isaac, C, Arkansas	1998	37	Fitzgerald, Mike, CB, Iowa St.	1966-67	99	Harris, James, DE, Temple	1993-95	
86	Davis, John, TE, Emporia St.	2000	85	Flatley, Paul, WR, Northwestern	1963-67	52	Harris, Joe, LB, Georgia Tech	1979	
17/86	Davis, Nick, WR, Wisconsin	2002-03	18	Floyd, Michael, WR, Notre Dame	2017	44	Harris, John, S, Arizona St.	1985-86	
58/50	Davis, Rod, LB, Southern Miss.	2004-06	73/95	Floyd, Shariff, DT, Florida	2013-17	79	Harris, Mike, T, UCLA	2014-16	
40	Davis, Todd, LB, Sacramento State	2020	79	Fonoti, Toniou, G, Nebraska	2005	58/99	Harris, Napoleon, LB, Northwestern	2005-06, 08	
51	Davis, Wyatt, G, Ohio State	2021	62	Foot, Chris, C, USC	1987-91	57	Harris, Paul, LB, USC	1978	
4	Dawson, Dale, K, E. Kentucky	1987	2	Forbath, Kai, K, UCLA	2016-17	90	Harris, Robert, DE, Southern	1992-94	
86	Dawson, Rhett, WR, Florida State	1973	86	For, Chase, TE, Miami (Fla.)	2013-15	32	Harris, Steve, RB, Northern Iowa	1987	
1	Dean, Larry, LB, Valdosta State	2011-13	44	Foreman, Chuck, RB, Miami (Fla.)	1973-79	95/91	Harrison, Martin, DE, Washington	1994-96, 99	
21	Dean, Ted, S, Wichita	1964	67	Foreman, Melvin, C, Maryland	2005	48	Harrison, Todd, TE, North Carolina St.	1993	
7	DeGeorge, Chris, G, Wake Forest	2010	50	Fowlkes, Dennis, LB, West Virginia	1983-85	78	Hartenstine, Mike, DT, Penn State	1987	
55	De Rio, Jack, LB, USC	1992-95	37	Frankton, Eric, S, Washington State	2007-11	86	Hartwig, Keith, WR, Arizona	1977	
99	DeJany, Jarrod, WR, TCU	1989	40	Frankhauser, Tom, S, Purdue	1962-63	12	Hartwig, Percy, WR, Florida	2009-12	
95	DeLong, Greg, TE, North Carolina	1995-98	37	Frank, Donald, CB, Winston-Salem	1995	87	Haslerig, Clint, WR, Michigan	1975	
27	Demery, Calvin, WR, Arizona State	1972	22	Freeman, Josh, QB, Kansas State	2013	88	Hasselbeck, Don, TE, Colorado	1984	
28	Denny, Earl, RB, Missouri	1967-68	22	Freeman, Steve, S, Mississippi	1987	89/19	Hatchette, Matthew, WR, Langston	1997-00	
86	Denson, Al, WR, Florida A&M	1971	12	Ferrette, Gus, QB, Tulsa	2003-04, 08	37	Hawkins, Mike, CB, Oklahoma	2006	
62	Denton, Bob, DE, Pacific	1961-64	83	Frisch, David, TE, Colorado State	1996	58	Hawkins, Rip, LB, North Carolina	1961-65	
41	DePaola, Andrew, LS, Rutgers	2020-	15	Fruichte, Isaac, WR, Minnesota	2016	44	Hayden, Leo, RB, Ohio State	1971	
25	Derby, Dean, DB, Washington	1961-62	37	Frye, Phil, RB, California Lutheran	1987	32	Hayes, Ray, RB, Cent. Oklahoma	1961	
27	Devine, Kevin, CB, California	1999	27	Fuller, Corey, CB, Florida State	1995-98	36	Hayes, Tae, CB, Appalachian State	2020	
56	Dick, Jim, LB, North Dakota St.	1987	29	Fullington, Darrell, S, Miami (Fla.)	1988-90	90	Hazuga, Jeff, DE, Wisconsin-Stout	2001	
76	Dickson, Paul, DT, Baylor	1961-70	63	Fusco, Brandon, C, Slippery Rock	2011-16	6	Heinicke, Taylor, QB, Old Dominion	2015-16	
14	Diggs, Stefan, WR, Maryland	2015-19	G G G			56	Henderson, E.J., LB, Maryland	2003-11	
76	Dill, Scott, T, Memphis	1996-97	32	Galbreath, Tony, RB, Missouri	1981-83	50	Henderson, Ervin, LB, Maryland	2008-13	
26	Dillon, Brandon, TE, Marian	2019-21	66	Gallagher, Frank, G, North Carolina	1970	80	Henderson, John, WR, Michigan	1968-72	
25	Dillon, Terry, CB, Montana	1963	6	Gallen, Jim, K, Minnesota	1993	30	Henderson, Keith, RB, Georgia	1992	
12	Dils, Steve, QB, Stanford	1979-84	28	Gallishaw, Laroni, CB, Murray St.	2005	24	Henderson, Wymon, CB, UNLV	1987-88	
44	D'Amperio, Ryan, FB, Rutgers	2011	31	Gallman, Wayne, RB, Clemson	2021	87	Henges, Hale, TE, Alabama	2020	
25	Dichman, Chris, CB, Purdue	2000	90	Galvin, John, LB, Boston College	1989	60	Hernandez, Matt, T, Purdue	1984	
26	Dixon, Ahmed, S, Baylor	2014	16	Gannon, Rich, QB, Delaware	1987-92	99	Hernon, Chris, TE, Miami (Fla.)	2021	
71	Dixon, David, G, Arizona St.	1994-04	2	Garcia, Teddy, K, NE Louisiana	1989	67/64	Herrera, Anthony, G, Tennessee	2004-11	
13	Doctson, Josh, WR, TCU	1999	54	Garnett, David, LB, Stanford	1993-94, '96	58	Herron, David, LB, Michigan State	2007-08	
56	Doleman, Chris, DE/LB, Pittsburgh	1985-93, '99	92	Garnett, Winfield, DT, Ohio State	2001	73	Hicks, Art, G, Memphis	2006-09	
84	Donahue, Oscar, WR, San Jose	1962	44	Gault, Billy, CB, Texas Christian	1961	43	Hicks, Maurice, RB, North Carolina A&T	2022	
40	Dorn, Myles, S, North Carolina	2021-	78	Gay, William, DE, USC	1988	58	Hicks, Jordan, LB, Texas	2008-	
65	Dorsey, Nat, T, Georgia Tech	2004	42	Gedeon, Ben, LB, Michigan	2017-20	58	Hillgenberg, Wally, LB, Iowa	1968-79	
21	Doss, Mike, S, Ohio State	2007	3	George, Jeff, QB, Illinois	1999	43	Hill, Gary, S, USC	1965	
75	Downs, Devante, LB, California	2018-19	55	George, Ron, LB, Stanford	1997	24	Hill, Holton, CB, Texas	2018-20	
78	Dozier, Dakota, G, Furman	2019-21	46/66	Gerak, John, TE/G, Penn St.	1993-96	10	Hill, Kim, P-QB, Rice	1968	
42	Dozier, D.J., RB, Penn State	1987-91	32	Gerhart, Toby, RB, Stanford	2010-13	63	Hill, Rashad, T, Southern Mississippi	2016-21	
48	Dozier, Ukeke, CB, Minnesota	2005	56	Gersbach, Carl, LB, West Chester	1971-72	12/13	Hill, Shaun, QB, Maryland	2002-05, '15-16	
90	DuBose, B.J., DT, Louisville	2015	86	Gillespie, Willie, WR, Tenn.-Chattanooga	1972	99	Hillary, Ira, WR, South Carolina	1990	
62	Ducas, Vladimir, G, Massachusetts	2014	42	Gilliam, John, WR, South Carolina St.	1975-78	33	Hillman, Ronnie, RB, San Diego State	2016	
56	Dugan, Bill, G, Penn State	1984	20	Gladney, Jeff, CB, Texas Christian	2020	82	Hilton, Carl, TE, Houston	1986-89	
83	Dugan, Jeff, TE, Maryland	2000	50	Glen, Jason, LB, Texas A&M	2006	85	Hilton, John, TE, Richmond	1970	
57	Dumler, Doug, G, Nebraska	1975-77	25	Glen, Wendie, S, Indiana St.	1992-94	98	Hinkle, George, DT, Arizona	1992	
59	Dusbabeck, Mark, LB, Minnesota	1989-92	22	Glover, Andrew, TE, Grambling	1997-99	75/78	Hinton, Chris, T, Northwestern	1994-95	
45	Dye, Troy, LB, Oregon	2020-	94	Goff, Robert, DT, Auburn	1996	68	Hinton, Kyle, G, Washburn	2020	
E E E			73	Goldberg, Adam, G, Wyoming	2004-05	37	Hitchcock, Jimmy, CB, North Carolina	1998-99	
64	Early, Michael, G, Norfolk State	2002	82	Goodridge, Bob, WR, Vanderbilt	1968	40	Hoag, Ryan, WR, Gustavus Adolphus	2004	
62	Easton, Nick, C, Harvard	2015-17	68	Goodrum, Charles, G, Florida A&M	1972-78	44	Hoard, Leroy, RB, Michigan	1996-99	
39	Echemund, Adimichinob, RB, California	2005	87/83	Goodwin, Hunter, TE, Texas A&M	1996-98, 98	50/54	Hodges, Gerald, LB, Penn State	2013-15	
1	Edinger, Paul, K, Michigan St.	2005	41	Gordon, Charles, CB, Kansas	2006-08	13	Holcomb, Kelly, QB, Middle Tenn. St.	2007	
67	Edison, Cornelius, C, Portland State	2017	87	Gray, MarQueis, TE, Minnesota	2014	93	Holland, Darius, DT, Colorado	2002	
27	Edwards, Brad, S, South Carolina	1988-89	31	Graham, Scottie, RB, Ohio St.	1993-96	85	Holland, John, WR, Tennessee St.	1974	
59	Edwards, Dixon, LB, Michigan St.	1996-98	73	Graves, Rory, T, Ohio State	1993	15	Hollins, Alexander, WR, Eastern Illinois	2019	
34	Edwards, Donovan, CB, N.C. State	2005-06	23	Gray, Torrian, S, Virginia Tech	1997-98	75	Holloway, Randy, DE, Pittsburgh	1978-84	
32	Edwards, Jimmy, RB, NE Louisiana	1979	50	Grecni, Dick, LB, Ohio	1961	51	Holmberg, Rob, LB, Penn State	1999	
91	Edwards, Ray, DE, Purdue	2006-10	32	Green, Robert, RB, William & Mary	1994	54	Holmes, Bruce, LB, Minnesota	1993	
4	Eilers, Pat, S, Notre Dame	1990-91	25	Greene, Marcellus, CB, Arizona	1987	92/90	Holmes, Jalyon, DT, Ohio State	2018-20	
11	Eischied, Mike, P, Upper Iowa	1972-74	52	Greenway, Chad, LB, Iowa	2006-16	30	Holt, Issac, CB, Alcorn State	1985-89	
86	Ely, Clifton, TE, Mississippi St.	1987	97	Griffin, Everson, DE, USC	2010-19, '21	2	Horan, Mike, P, Long Beach St.	1986	
65	Elfein, Pat, C, Ohio State	2017-20	23	Griffin, Cedric, CB, Texas	2006-11	51	Hough, Jim, G, Utah State	1978-85	
82	Eller, Ben, TE, North Dakota State	2021-	44	Griffith, Robert, S, San Diego St.	1994-01	95	Houston, Bobby, LB, North Carolina St.	1998	
11	Eller, Carl, DE, Minnesota	1964-78	73	Grigsby, Otis, DE, Kentucky	2007-08	99	Hovan, Chris, DT, Boston College	2000-04	
8	Elling, Aaron, K, Wyoming	2003-04	27/26	Grim, Bob, WR, Oregon St.	1967-71, '76-77	24	Howard, Bryan, S, Tennessee St.	1982	
77	Ellis, Kendrick, DT, Hampton	2015	47	Groce, Ron, RB, Macalester	1976	51/99	Howard, David, LB, Long Beach St.	1985-89	
40/85	Ellison, Rhett, FB, USC	2012-16	41	Gugemos, Neal, DB, St. Thomas	1986-87	91	Howard, Willie, DT, Stanford	2001-02	
65/73	Elshire, Neil, DE, Oregon	1981-86	98	Guion, Lettroy, DT, Florida State	2008-13	82	Howell, Leroy, DT, Appalachian St.	1986	
47	Emmanuel, Charles, S, W. Virginia	1997	84	Guliford, Eric, WR, Arizona State	1993-94	82	Howry, Keenan, WR, Oregon	2003-05	
39	Epps, Marcus, S, Wyoming	2019	80	Gustafson, Jim, WR, St. Thomas	1985-90	56/72	Huffman, David, G/T, Notre Dame	1979-83, 85-90	
6	Epstein, Hayden, K, Michigan	2002	H H H			21	Hughes, Mike, CB, Central Florida	2018-20	
21	Evans, Akayleb, CB, Missouri	2022-	72	Haayer, Adam, T, Minnesota	2002, '04	83	Hultz, Don, DE, Southern Miss.	1963	
29	Evans, Charles, RB, Clark	1993-98	91/74	Habib, Brian, G, Washington	1988-92	67	Humphrey, Jay, T, Texas	1999	
26	Evans, David, CB, Central Arkansas	1986-87	49	Hackbart, Dale, S, Wisconsin	1966-70	99	Hunter, Danielle, DE, LSU	2015-19	
90	Evans, Fred, DT, Texas St./San Marcos	2007-13	90	Haines, John, DT, Texas	1984	25/31	Hunter, Steve, S, Syracuse	2006-06	
1	Everett, Eric, CB Texas Tech	1992	28	Haley, Dick, WR, Pittsburgh	1961	76	Hutchinson, Steve, G, Michigan	2005-11	
32	Exum, Antone, S, Virginia Tech	2014-17	55	Hall, Lemanski, LB, Alabama	2000-02	65	Huth, Gerry, G, Wake Forest	1961-63	
F F F			13	Hall, Steven, S, Kentucky	1996	I I I			
51	Farber, Hugh, LB, Mississippi	1970	86/28	Hall, Tom, WR, Minnesota	1964-66, 68-69	44	Iglesias, Juaguin, WR, Oklahoma	2010	
39	Farrwell, Heath, LB, San Diego St.	2005-10	40	Hall, Windlan, S, Arizona St.	1976-77	4	Ikegawa, Donald, K, Clemson	1990	
35	Fason, Catriack, RB, Florida	2005-06	30	Ham, C.J., FB, Augusta (SD)	2016	28/43	Iloka, George, S, Boise State	2018, 20	
54	Faust, Paul, LB, Minnesota	1967	61	Hamilton, Wes, G, Tulsa	1976-85	86	Ingram, Darryl, TE, California	1989	
4	Faust, Brett, QB, Southern Mississippi	1959	23	Hammons, Shelly, CB, Penn St.	1995	67	Ingram, Ed, C, LSU	2022-	
91	Fears, Willie, DT, Northwestern St.	1990	25	Hampton, Alonzo, CB, Pittsburgh	1990	22	Irvin, Ken, CB/S, Memphis	2003-05	
94	Feasel, Grant, T, Abilene Christian	1984-86	38/20	Hand, Harrison, DB, Temple	2020-	76	Irwin, Tim, T, Tennessee	1981-93	
42	Felton, Jerome, FB, Furman	2012-14	51	Hanks, Ben, LB, Florida	1996	63	Isidora, Danny, G, Miami (Fla.)	2017-18	
31	Fenney, Rick, RB, Washington	1987-91	45	Hannon, Tom, S, Michigan St.	1977-84	82	Ismail, Qadry, WR, Syracuse	1993-96	
35	Ferguson, Bob, RB, Ohio State	1963	55	Hansen, Don, LB, Illinois	1966-67	37	Israel, Ron, DB, Notre Dame	2003	
84	Ferguson, Charley, WR, Tennessee St.	1962	63	Hanson, Mark, G, Mankato St.	1987	I I I			
89	Ferguson, Robert, WR, Texas A&M	2007-08	50	Hargrove, Jim, LB, Howard Payne	1967-70	25	Jackson, Alfred, CB, San Diego St.	1995-96	

89	Jackson, Harold, WR, Colorado	1982	22	Krause, Paul, S, Iowa	1968-79	37	McGriggs, Lamar, S, West, Illinois	1993-94
76	Jackson, Joe, DT, New Mexico St.	1977	78	Kropp, Troy, G, Tulane	2012	86	McKeever, Martin, TE, USC	1967
7	Jackson, Tarvaris, QB, Alabama St.	2006-10	5	Krueger, Todd, QB, Northern Michigan	1987	58	McKenzie, Tyrone, LB, South Florida	2012
83	Jacquet, Nate, WR, San Diego St.	2000-01	L L L			74	McKinnie, Bryant, T, Miami (Fla.)	2002-10
89/13	James, Cedric, WR, TCU	2002	59	Lacey, Bob, C, North Carolina	1964	21/31	McKinnon, Jerick, RB, Georgia Southern	2014-17
36	James, Craig, CB, Southern Illinois	2018	26	Lacey, Jacob, CB, Oklahoma State	2013	9	McMahon, Jim, QB, BYU	1993
47	James, Dick, RB, Oregon	1965	63	Lacina, Corbin, C, Augustana	1999-02	26	McMillan, Audray, CB, Houston	1989-93
99	James, Erasmus, DE, Wisconsin	2005-07	21	Lamson, Chuck, S, Wyoming	1962-63	12	McMullen, Billy, WR, Virginia	2006
24	Jefferson, A.J., CB, Fresno State	2012-13	59	Lamur, Emmanuel, LB, Kansas State	2016-17	5	McNabb, Donovan, QB, Syracuse	2011
18	Jefferson, Justin, WR, LSU	2020-	58	Langer, Jim, C, South Dakota St.	1980-81	12	McNeil, Tom, P, Stephen F. Austin	1970
52	Jenke, Noel, LB, Minnesota	1971	52	Lapham, Bill, C, Iowa	1961	54	McNeill, Fred, LB, UCLA	1974-85
51	Jenkins, Carlos, LB, Michigan St.	1991-94	77	Larsen, Gary, DT, Concordia	1965-74	60	McQuaid, Dan, T, UNLV	1988
28	Jenkins, Izel, CB, North Carolina St.	1993	82	Lash, Jim, WR, Northwestern	1973-76	32	McWatters, Bill, RB, North Texas	1964
84	Jenkins, Michael, WR, Ohio State	2011-12	65	Lawson, Steve, G, Kansas	1973-75	87	McWilliams, Johnny, TE, USC	2000
5	Jennings, Greg, WR, Western Michigan	2013-14	51	Leber, Ben, LB, Kansas State	2006-10	44/26	Meadors, Nate, CB, UCLA	2019-20
57	Jobko, Bill, LB, Ohio State	1963-65	80	LeCount, Terry, WR, Florida	1979-83; '87	53	Meamer, Tim, LB, Washington	1985
81	Johnson, Bethel, WR, Texas A&M	2006	32	Lee, Amp, RB, Florida State	1994-96	18	Mercer, Mike, K, Arizona St.	1961-62
14	Johnson, Brad, QB, Florida St.	1992-98	19	Lee, Bob, QB/P, Pacific	1969-72; '75-78	57	Merrivether, Mike, LB, Pacific	1989-92
12	Johnson, Charles, WR, Grand Valley State	2014-16	39	Lee, Carl, CB, Marshall	1983-93	44	Metellus, Josh, S, Michigan	2020-
65	Johnson, Charlie, NT, Colorado	1982-84	57	Leman, J, LB, Illinois	2009	55	Meylan, Wayne, LB, Nebraska	1970
74	Johnson, Chase, C/T, Oklahoma St.	2011-14	59	Leo, Jim, DE, Cincinnati	1961-62	98	Micheal, Phil, DE, Wisconsin-Platteville	1987
19	Johnson, Charlie, T, Wyoming	2007	31	Lester, Darrell, RB, McNeese St.	1964	21	Michel, Tom, RB, East Carolina	1964
35	Johnson, Chris, S, San Diego St.	1996	49	Lewis, Dave, RB, Northern Iowa	1987	84	Middleton, Dave, WR, Auburn	1961
52	Johnson, Dennis, LB, USC	1980-85	17	Lewis, Greg, WR, Illinois	2009-10	75	Millard, Keith, DT, Washington St.	1985-91
4	Johnson, Eddie, P, Idaho State	2003	87	Lewis, Leo, WR, Missouri	1981-91	55/59	Miller, Corey, LB, South Carolina	1999
41	Johnson, Gene, S, Cincinnati	1961	67	Lichtensteiger, Kory, C, Bowling Green	2009	87	Miller, Kevin, WR, Louisville	1978-80
92	Johnson, George, DE, Rutgers	2012-13	43	Liddard, Brody, TE/LS, Colorado	2001-03	5	Miller, Larry, QB, Northern Iowa	1987
53	Johnson, Henry, LB, Georgia Tech	1980-83	73	Linden, Errol, T, Houston	1962-65	35	Miller, Robert, RB, Kansas	1975-80
94	Johnson, Jaleel, DT, Iowa	2017-20	61/62	Lindsay, Everett, OL, Mississippi	1993-98; '01-03	14	Miller, Romano, QB, Mississippi	2001
11	Johnson, Jaymar, WR, Jackson St.	2009-10	21	Lindsey, Jim, RB, Arkansas	1966-72	64	Millon, Ted, G, Duke	1987
89	Johnson, Joe, WR, Notre Dame	1992	48	Line, Zach, FB, SMU	2013-16	21	Millis, Bryan, CB, North Carolina Central	2021
22	Johnson, Ken, S, Florida A&M	1989-90	76	Lingenfelter, Bob, T, Nebraska	1978	45	Millis, Garrett, TE, Tulsa	2007-09
12	Johnson, Lee, P, BYU	2001	55	Livingston, Cliff, LB, UCLA	1960	45	Millis, John Henry, FB, Wake Forest	1999
72	Johnson, Marcus, T, Mississippi	2005-08	13	Livingston, Mike, QB, SC	1982	21	Mincy, Charles, S, Washington	1995
61	Johnson, Orlan, WR, Colorado State	1978	76	Liwski, Chris, T/C, Indiana	1998-05	72	Mitchell, Jayme, DE, Mississippi	2006
55	Johnson, Chad, LB, Florida A&M	1999	71	Loadolph, Phil, T, Oklahoma	2009-15	55	Mitchell, Marvin, LB, Tennessee	2012-13
48	Johnson, Sammy, RB, North Carolina	1976-78	12/18	Locke, Jeff, P, UCLA	2013-16	68	Mitchell, Mel, G, Tennessee St.	1980
97	Johnson, Spencer, DT, Auburn	2004-07	46	Loeffler, Cullen, LS, Texas	2004-14	87	Mitchell, Myron, WR, Ala.-Birmingham	2021
90	Johnson, Toby, DT, Georgia	2016	72	Long, Jake, T, Michigan	2016	71	Mittrione, Matt, DT, Purdue	2005
92/96	Johnson, Tom, DT, Southern Miss.	2014-18	8	Longwell, Ryan, K, California	2006-11	79	Mixon, Kenny, DE, LSU	2002-04
25	Johnson, Tyrell, S, Arkansas State	2008-11	38	Louallen, Fletcher, S, Livingston	1987	90	Molden, Fred, DT, Jackson State	1987
51	Johnstone, Lance, DE, Temple	2001-05	75/73	Love, DeMarcus, OT, Arkansas	2011-12	11	Mond, Kellen, QB, Texas A&M	2021
61	Jones, Brett, C, Regina (Canada)	2018-20	23	Love, Terry, S, Murray State	1985-92	94	Monty, Pete, LB, Wisconsin	2001
15	Jones, Chris, WR, Jackson St.	2005	63	Lowdermilk, Kirk, C, Ohio State	1985-92	1	Moore, Warren, QB, Washington	1994-96
26	Jones, Chris, CB, Nebraska	2020	25	Low, Omare, S, Washington	2004	45	Moore, Leonard, RB, Jackson St.	1987
26	Jones, Clinton, RB, Michigan St.	1967-72	63	Low, Vedarian, T, Illinois	2022-80	36	Moore, Manfred, RB, USC	1977
84	Jones, Hassan, WR, Florida St.	1986-92	57	Luce, Derrel, LB, Baylor	1979-80	30	Moore, Mewelde, RB, Tulane	2004-07
21	Jones, Henry, S, Illinois	2001	75	Lurtsma, Bob, DE, Western Michigan	1971-76	91	Moore, Zach, DE, Texas-San Antonio	2015
82	Jones, Mike A., WR, Tennessee St.	1983-85	77	Lush, Mike, S, East Stroudsburg	1986	89	Morgan, David, TE, Concordia-St. Paul	2016-19
89	Jones, Mike L., TE, Texas A&M	1990-91	48	Lynch, Blake, LB, Baylor	2020-	31	Morgan, Don, S, Nevada-Reno	1995-01
91/93	Jones II, Patrick, DE, Pitt	2021-	35	Lynch, James, FB, Maryland	2003	35	Morrell, Kyle, S, BYU	1989-87
31	Jones, Rusheen, CB, Vanderbilt	2003-04	92	Lynch, James, DT, Baylor	2020-	40	Morris, Jack, CB, Oregon	1961
35	Jones, Shawn, S, Georgia Tech	1993	92	Lynch, Billy, DT, Marshall	2003	68	Morris, Mike, C, NE Missouri St.	1991-99
69	Jones, Wayne, T, Utah	1987	M M M			33	Morrow, Harold, RB, Auburn	1996-02
85/43/83/89	Jordan, Andrew, TE, Western Carolina	1994-97; '99-01	39	Mabin, Dylan, CB, Fordham	2020	96	Mosley, C.J., Missouri	2005
22	Jordan, Jeff, S, Tulsa	1965-67	71	MacDonald, Mark, G, Boston College	1985-88	79	Moss, Eric, OL, Ohio State	1997
83	Jordan, Steve, TE, Brown	1982-94	46	MacKee, Earsell, CB, Utah St.	1965-69	84	Moss, Randy, WR, Marshall	1998-04; '10
1	Joseph, Greg, K, Florida Atlantic	2021-	69	Malano, Mike, G, San Diego St.	2002	24	Mostardi, Rich, S, Kent State	1961
9	Joseph, Linval, DT, East Carolina	2014-19	75	Manley, James, DT, Vanderbilt	1996-97	86	Mularkey, Mike, TE, Florida	1983-88
33	Josey, Henry, RB, Missouri	2014	17	Mann, Maurice, WR, Washington	2006	77	Mullaney, Mark, DE, Colorado St.	1975-87
83	Joyce, Don, RB, Tulane	1961	4	Manning, Archie, QB, Mississippi	1983-84	12	Mullins, Nick, QB, Southern Mississippi	2022-
K K K			4/14	Mannion, Sean, QB, Oregon State	2019-	24	Munnenly, Captain, CB, South Carolina	2014-16
51	Kaddu, Josh, LB, Oregon	2014	91	Manusky, Greg, LB, Colgate	1991-93	31	Munsey, Nelson, CB, Wyoming	1978
75	Kail, Matt, T, USC	2012-16	49	Marinero, Ed, RB, Cornell	1972-75	86	Mundt, Johnny, TE, Oregon	2022-
64	Kalis, Todd, G, Arizona State	1988-93	70	Marshall, Jim, DE, Ohio State	1961-79	68	Murphy, Fred, TE, Georgia Tech	1961
1	Kapp, Joe, CB, California	1967-69	48	Marshall, Larry, S, Maryland	1974	68	Murphy, Kevin, T, Harvard	2013
3	Karlis, Rich, K, Cincinnati	1989	55	Martin, Amos, LB, Louisville	1972-76	19	Murphy, Yu, WR, Idaho	1999
29	Kassulke, Karl, QB, Drake	1963-72	89	Martin, Billy, TE, Georgia Tech	1968	3	Murray, Eddie, K, Tulane	1997
48	Katula, Matt, LS, Wisconsin	79	56/84/98/57	Martin, Chris, LB, Auburn	1984-88	25	Murray, Latavius, RB, Central Florida	2017-18
27	Kearse, Jayron, S, Clemson	2016-19	78	Martin, Doug, DE, Washington	1980-89	74	Myers, Frank, T, Texas A&M	1978-80
7	Keenum, Case, QB, Houston	2017	90	Martin, Steve, DT, Missouri	2004	N N N		
39	Kellar, Mark, RB, NO, Illinois	1976-78	20	Mason, Tommy, RB, Tulane	1961-66	83	Nailor, Jalen, WR, Michigan State	2022-
25	Kelly, Eric, CB, Kentucky	2001-03	51	Mata-Afo, Hercules, DT, Washington St.	2019-20	51/59	Najarian, Pete, LB, Minnesota	1987
61	Kelly, Lewis, T/G, South Carolina St.	2001-03	2/25	Mattison, Alexander, RB, Boise State	2019-	15	Nance, Martin, WR, Miami (OH)	2006
54	Kendricks, Eric, LB, UCLA	2015-	66	Maurer, Andy, G, Oregon	1974-75	59	Nanttel, Mike, LB, Florida	2003-04
73	Kennedy, Jimmy, DT, Penn State	2008-10	5	Mauti, Michael, LB, Penn State	2013-14	28	Ned, Larry, RB, San Diego State	2003-04
82	Kent, Joey, WR, Tennessee	2000	5	May, Chad, LB, Kansas State	1995	17	Nelson, Ben, WR, Saint Cloud State	2004
67	Kerin, Zac, G, Toledo	2015-16	88	May, Marc, TE, Purdue	1987	1	Nelson, Chuck, K, Washington	1986-88
43	Keys, Brady, CB, Colorado St.	1967	35	Mayberry, Doug, RB, Utah State	1961-62	20	Nelson, Darrin, RB, Stanford	1982-89; 91-92
80	Kidd, Keith, WR, Arkansas	1987	23	Mayer, Mike, CB, LSU	1991	32	Nelson, David, RB, Heidelberg	1984
95	Killings, Cedric, DT, Carson-Newman	2002-03	53	Mays, Kivusama, LB, North Carolina	1998-99	56	Nelson, Jim, LB, Penn State	2000-02
38	King, Caleb, RB, Georgia	2011	73	Mays, Stafford, DT, Washington	1987-88	38	Nelson, Rhett, CB, Colorado State	2003-04
24	King, Phil, RB, Vanderbilt	1965-66	31/21	McCauley, Marcus, CB, Fresno St.	2007-08	53	Newbill, Richard, LB, Miami (Fla.)	1990
89	Kingsriter, Doug, TE, Minnesota	1973-75	36	McClanahan, Brent, RB, Arizona St.	1973-80	52	Newman, Keith, LB, North Carolina	2004-05
36	Kirby, John, LB, Nebraska	1964-68	13	McClendon, Skip, DE, Arizona St.	1992	86	Newman, Pat, WR, Utah State	1990
35	Kirk, Luther, DE, Illinois State	2020	15	McCormick, John, QB, Massachusetts	1975-76; '82-83	23	Newman, Terence, CB, Kansas State	2015-17
2	Kirksey, William, LB, Southern Miss.	1990	84/80	McCallum Sam, WR, Montana St.	1974-75; '82-83	18	Newsome, Harry, P, Wake Forest	1990-93
40/85	Kleinasser, Jim, TE/FB, No. Dakota	1999-11	74	McCurry, Mike, G, Indiana	1987	96	Newton, Tim, DT, Florida	1985-89
4	Kline, Josh, G, Kent State	2019	6	McDaniel, Ed, LB, Clemson	1992-01	91	Ngakoue, Yannick, DE, Maryland	2020
4/5	Kluwe, Chris, P, UCLA	2005-12	48	McDaniel, Randall, G, Arizona St.	1988-99	47	Nickerson, David, LB, California	2020
25	Knof, Kurt, S, Kansas	1978-82	87	McDermott, Kevin, LS, UCLA	1981-83	39	Nickerson, Parry, CB, Tulane	1991
98	Koch, Greg, G, Arkansas	1987	88	McDole, Mardy, WR, Mississippi St.	2015-18	71	Niehau, Steve, DT, Notre Dame	1979
96	Koldziej, Ross, Wisconsin	2006	3	McDonald, Ramos, CB, New Mexico	1998-99	79	Nix, Roosevelt, DT, Central State	1994
26	Kosens, Terry, S, Hofstra	1963	60	McElhenny, Hugh, RB, Washington	1961-62	9	Noga, Al, DE, Hawaii	1988-92
8	Kramer, Kent, TE, Minnesota	1969-70	60	McElroy, Reggie, T, West Texas St.	1994	49	Nord, Keith, S, St. Cloud St.	1979-85
9	Kramer, Tommy, QB, Rice	1977-89	55	McGill, Mike, LB, Notre Dame	1968-70	97	Norman, Tony, DE, Iowa State	1987
			91	McGill, TX, DT, North Carolina St.	2021	90	Northern, Gabe, DE/LB, LSU	2000

72	Norton, Storm, T, Toledo	2018	18	Rice, Sidney, WR, South Carolina	2007-10	91	Smith, Greg, DT, Kansas	1984
85	Novoselsky, Brent, TE, Pennsylvania	1989-94	89	Richardson, Greg, WR, Alabama	1987-88	22	Smith, Harrison, S, Notre Dame	2012-
26	Nwangwu, Kene, RB, Iowa State	2021-	5	Richardson, Kyle, P, Arkansas St.	2002	84	Smith, Jr., Jr, TE, Alabama	2019-
Q Q Q								
89	Obee, Terry, WR, Oregon	1991	93/90	Richardson, Sheldon, DT, Missouri	2018, 21	43	Smith, Jim, RB, Elon	1987
47	O'Brien, Dave, G, Boston College	1963-64	49	Richardson, Tony, FB, Auburn	2006-07	90	Smith, Khreem, DE, Oklahoma State	2006
96	O'Neal, Andre, LB, Marshall	2001	37	Riley, Curtis, S, Fresno State	2020	79	Smith, Lyman, DT, Duke	1978
75	O'Neill, Brian, T, Pitt	2018-	78	Riley, Steve, T, USC	1974-84	32	Smith, Onterio, RB, Oregon	2003-04
7	O'Sullivan, J.T., QB, Cal-Davis	2005	98	Robbins, Fred, DT, Wake Forest	2000-03	57	Smith, Raonall, LB, Washington State	2002-05
95	Odenigbo, Ifeadi, DE, Northwestern	2019-20	17	Robinson, Aldrick, WR, SMU	2018	26/20	Smith, Robert, RB, Ohio State	1993-00
24	Offord, Willie, S, South Carolina	2002-05	51	Robinson, Edmond, LB, Newberry	2015-16	74	Smith, Robert, DE, Grambling	1985
55	Onatolu, Kenny, LB, Nebraska-Omaha	2009-11	95	Robinson, Gerald, DE, Auburn	1986-87	47	Smith, Rod, CB, Notre Dame	1996
69	Ori, Frank, G, Northern Iowa	1987	21	Robinson, Josh, CB, Central Florida	2012-15	83	Smith, Rodney, WR, Florida State	2013-14
14	Osborn, Dave, RB, North Dakota	1965-75	18	Robinson, Koren, WR, N.C. State	2005	74	Smith, Steve, DE, Michigan	1968-70
17	Osborn, K.J., WR, Miami (Fla.)	2020-	87	Robinson, Marcus, WR, So. Carolina	2004-06	50	Smith, T.J., DT, Arkansas	2021
3	Osborne, Clancy, LB, Arizona St.	1961-62	96	Robison, Brian, DE, Texas	2007-17	5	Smith, Tye, CB, Towson	2021
90	Otewemo, Esezi, DL, Minnesota	2022-	60	Rodenhauser, Mark, C, Illinois St.	1959	40	Smith, Wayne, CB, Purdue	1987
44	Overbaugh, Jeff, LS, San Diego St.	2017	29	Rogers, Chris, CB, Howard	1959	55	Smith, Za'Darius, OL, Kentucky	2021
89/49/45	Owens, Richard, TE, Louisville	2004-06	58	Rogers, Nick, LB, Georgia Tech	2002-03	15	Smith-Marsette, Ihmir, WR, Iowa	2021
P P P								
88	Page, Alan, DT, Notre Dame	1957-78	76	Roller, Dave, DT, Kentucky	1979-80	27/21	Smoot, Fred, CB, Mississippi State	2005-06
24	Page, Jarrod, S, UCLA	2011	47	Rose, George, CB, Auburn	1964-66	16	Snead, Norm, QB, Wake Forest	1971
22	Palmer, David, WR/RB, Alabama	1994-00	2/18	Rosenfels, Sage, QB, Iowa St.	2009, 11	44	Snider, Matt, FB, Richmond	2001
51	Palmer, Mitch, LS, Colorado State	2000	75	Rosenthal, Mike, T, Notre Dame	2003-06	69	Solomon, Ariel, G, Colorado	1996
27	Parker, Anthony, CB, Arizona State	1992-94	28	Rosnagle, Ted, S, Portland St.	1985, 87	54	Solomon, Jesse, LB, Florida State	1986-89
81	Parks, Rickey, WR, Ark.-Pine Bluff	1987	37	Ross, Derek, CB, Ohio St.	2004	31	Spencer, Willie, RB, no college	1976
95	Parry, David, DT, Stanford	2018	68	Rouse, Curtis, G, Tenn.-Chattanooga	1982-86	44/45	Stackhouse, Charles, FB, Mississippi	2003
40	Paschal, Doug, RB, North Carolina	1980-81	89	Rowe, Ray, TE, San Diego State	1994-96	34	Starks, Tim, CB, Kent State	1987
84	Patterson, Cordarelle, WR, Tennessee	2013-16	47	Rowland, Justin, CB, Tex. Christian	1961	82	Steele, Robert, WR, North Alabama	1979
79	Patton, Jerry, DT, Nebraska	1971	54	Rubke, Karl, LB, USC	1961	26	Steeple, Robert, CB, Memphis	2013
59	Paup, Bryce, DE, Northern Iowa	2000	87	Rudd, Dwayne, LB, Alabama	1997-00	52	Stein, Bob, LB, Minnesota	1975
41	Paymah, Karl, CB, Washington State	2009	52	Rudolph, Kyle, TE, Notre Dame	2011-20	3	Stenerud, Jan, K, Montana St.	1984-85
31	Payton, Eddie, RB, Jackson State	1980-82	65	Ruether, Mike, C, Texas	1994	74	Stensrud, Mike, DT, Iowa State	1986
24	Pearson, Jaycie, S, Washington	1993	75	Russ, Pat, DT, Purdue	1963	73	Stepanek, Joe, DT, Minnesota	1987
65	Pentecost, John, G, UCLA	1967	48	Rutland, Brian, S, San Diego State	2002-04	93	Stephan, Shamir, DT, Connecticut	2014-17, 19-20
68	Perreault, Pete, G, Long Beach State	1971	28	Rutland, Reggie, CB, Georgia Tech	1967-92	5	Stephens, Mac, LB, Minnesota	1991
31	Perry, Jason, S, North Carolina State	2002	S S S			73	Steussie, Todd, T, California	1994-00
22	Pesonen, Dick, CB, Minnesota-Duluth	1961	12	Salisbury, Sean, QB, USC	1990-94	28	Stewart, James, RB, Miami (Fla.)	1995
28	Peterson, Adrian, RB, Oklahoma	2007-16	89	Sams, Ron, C, Pittsburgh	1984	95	Stewart, Mark, LB, Washington	1983-84
66	Peterson, Ken, C, Utah	1961	83	Sanders, Ken, DE, Howard Payne	1980-81	27	Stills, Ken, S, Wisconsin	1990
7	Peterson, Patrick, CB, LSU	2021-	33	Sanford, Jamaica, S, Mississippi	2009-14	35	Stockler, Luke, TE, Tennessee	2021
28	Phillips, Anthony, CB, Texas A&M-Kingsville	1998	22	Sapp, Benny, CB, Northern Iowa	2008-09, 11	82	Stonebreaker, Steve, LB/TE, Detroit	1962-63
30	Phillips, Bobby, RB, Virginia Union	1995	59	Sauer, Bob, G, Washington	1997-98	94	Strathern, Thomas, DE, Jackson St.	1989-91
47	Phillips, Harrison, DL, Staford	2022-	97	Sauer, Craig, LB, Minnesota	2000	53	Strickland, Fred, LB, Purdue	1993
82	Phillips, Jim, WR, Auburn	1965-67	97	Sawyer, Talance, DE, UNLV	1999-03	77	Stringer, Corey, T, Ohio State	1995-00
75/79/91	Phillips, Joe, DT, SMU	1986;- 99	4	Saxon, Mike, P, San Diego St.	1994-95	55	Studwell, Scott, LB, Illinois	1977-90
58	Pierce, Michael, DT, Samford	2021	78	Scardina, John, T, Lincoln	1987	59	Sullivan, Chandon, CB, Georgia State	2022-
22	Pinner, Artose, RB, Kentucky	2006	89	Schenk, Ed, TE, Central Florida	1987	65	Sullivan, John, C, Notre Dame	2008-15
63	Ploeger, Kurt, DT, Gustavus Adolphus	1987	65	Schlottman, Austin, G/C, TCU	2022-	26	Sumner, Charlie, CB, William & Mary	1961-62
86	Poole, Ray, TE, Texas	1963	68	Schmidt, Roy, G, Long Beach St.	1971	54	Sundt, Milt, G, Minnesota	1964-74
25	Politi, Randy, S, Stanford	1974	64	Schmitz, Bob, LB, Montana	1966	41	Surraat, Chazz, LB, North Carolina	2021
7	Ponder, Christian, QB, Florida St.	2014	85	Schmelter, Bob, TE, Bowling Green	1961	69	Sutherland, Doug, DT, Superior St.	1971-81
52	Porter, Ron, LB, Idaho	1973	60	Schreiber, Adam, G, Texas	1990-93	72	Sutton, Archie, T, Illinois	1965-67
24	Powell, Art, RB, San Jose St.	1981	73	Schurz, Jeff, LB, Minnesota	2016	49	Sverchek, Paul, DT, Cal-Poly SLO	1984
83	Powers, John, TE, Notre Dame	1966	76	Schwartz, Geoff, G, Oregon	2012	52	Swain, Bill, LB, Oregon	1964
27	Prater, Shaun, CB, Iowa	2013-15	41	Scott, Carey, CB, Kentucky St.	2002	29	Swain, John, CB, Miami	1981-84
39	Prentice, Travis, RB, Miami (Ohio)	2001	98	Scott, Darrion, DE, Ohio St.	2004-07	67	Swilley, Dennis, C, Texas A&M	1977-83; 85-87
79	Prestel, Jim, DT, Idaho	1961-65	50	Scott, Randy, LB, Alabama	1987	T T T		
39	Price, Jabari, CB, North Carolina	2014-16	30	Scott, Todd, S, SW Louisiana	1991-94	38	Tal, Naufah, FB, BYU	2006-10
40	Prior, Anthony, CB, Washington St.	1996-97	13	Scrimber, Buckley, P, Kansas	1987-89	55	Talley, Darryl, LB, West Virginia	1996
28	Provost, Ted, CB, Ohio State	1970	60	Selesky, Ron, C, North Central	1987	20	Tankersley, Cordrea, CB, Clemson	2020
83	Pruitt, MyCole, TE, Southern Illinois	2015-16	34	Sendejo, Andrew, S, Rice	2011-19	40	Tapeh, Thomas, FB, Minnesota	2008
66	Pyle, Palmer, G, Michigan St.	1964	57	Sendein, Robin, LB, Texas	1981-84	10	Tarkenton, Fran, QB, Georgia	1961-66; 72-78
Q Q Q								
4	Quigley, Ryan, P, Boston College	2017	81	Senser, Joe, TE, West Chester St.	1979-84	28/83	Tate, Ben, RB, Auburn	2018
92	Quinn, Kelly, LB, Michigan St.	1987	29	Servanga, Wasswa, CB, UCLA	2000-01	28/83	Tate, Robert, CB/WR, Cincinnati	1997-01
R R R								
64	Rabold, Mike, G, Indiana	1961-62	45	Sharokman, Ed, CB, Pittsburgh	1962-72	33	Tatman, Pete, RB, Nebraska	1996
60	Radovich, Drew, T, USC	2008	11	Sharpe, Tajae, WR, Massachusetts	2020	66	Taylor, Terry, G, Texas	1982-88
9	Ramsay, Patrick, QB, Tulane	2010	42	Sharper, Darren, S, William & Mary	2005-08	79	Taylor, Chester, RB, Toledo	2006-09
93	Randle, John, DT, Texas A&M	1990-00	14	Shaw, George, QB, Oregon	1961	90	Taylor, Eric, DE, Memphis	2005
34	Randolph, Al, CB, Iowa	1973	73	Shaw, Jerry, DT, Purdue	2004	89	Taylor, Travis, WR, Florida	2005-06
28	Rashad, Ahmad, WR, Oregon	1976-82	20	Shelley, Duke, CB, Kansas State	1966-67	37	Teal, Willie, CB, LSU	1980-86
52	Rasmussen, Randy, G, Minnesota	1987-89	59	Shepherd, Ashley, LB, Clemson	1993-95	46	Tennell, Derek, TE, UCLA	1992-93
30/41	Raymond, Mistral, S, South Florida	2011-14	74	Sheppard, Austin, T, Alabama	2015	27	Thibodeaux, Keith, CB, Northwestern St.	1999-01
11	Reagan, Jalen, WR, TCU	2022-	29	Sheppard, Lito, CB, Florida	2010	19	Thielen, Adam, WR, Minnesota State	2014-
5	Reaves, John, QB, Florida	1979	35	Shereis, Marcus, CB, Minnesota	2010-19	51	Thomas, Andre, RB, Mississippi	1987
22	Redwine, Jarvis, RB, Nebraska	1981-83	43	Shiercoe, Will, WR, St. Mary's	1961	54/55	Thomas, Dontarrious, LB, Auburn	2004-08
72	Reed, Bob, RB, Pacific	1962-63	81	Shianec, Visanthe, TE, Morgan State	2007-11	97	Thomas, Henry, DT, LSU	1987-94
62	Reed, Chris, G/C, Minnesota State	2022-	77	Shields, Lebron, DE, Tennessee	1961	42/43	Thomas, Ros, RB, Jacksonville State	1995-01
91	Reed, D'Andre, DE, Arizona	2011-12	82/86	Shuler, Mickey, TE, Penn State	2010-11	32	Thomas, Roc, RB, Oklahoma State	2018
86	Reed, Jake, WR, Grambling	1991-99; 01	3	Siemian, Trevor, RB, Northwestern	2018	4	Thornton, John, DT, Cincinnati	1993
32	Reed, Oscar, RB, Colorado St.	1968-74	50	Siemon, Jeff, LB, Stanford	1972-82	87/83	Tice, Mike, TE, Maryland	1992-93; 93-95
73	Rehder, Tom, G, Notre Dame	1992	69	Simkus, Arnold, DT, Michigan	1967	74	Tillman, Mike, DT, Montana	1966
89	Reichow, Jerry, WR, Iowa	1961-64	75	Simpson, Howard, T, Auburn	1964	53	Tingelhoff, Mick, C, Nebraska	1962-78
1	Reiff, Riley, T, Iowa	2017-20	81	Simpson, Jerome, WR, Coastal Carolina	2012-14	51	Tobey, Dave, LB, Oregon	1966-67
5	Reilly, Mike, LB, Iowa	1969	57	Sims, William, LB, SW Louisiana	1984	19	Todman, Jordan, RB, Connecticut	2011
83/89	Reisner, Allen, TE, Iowa	2011-12	78/75	Sires, Jeremiah, T, Nebraska	2015-17	94	Tomlinson, Dalvin, DT, Alabama	2021-
67/74	Remmers, Mike, T, Oregon State	2013, 17-18	9	Sisson, Scott, K, Georgia Tech	1996	13	Torretta, Gino, OL, Miami (Fl.)	1993
14	Renfro, Gilbert, QB, Tennessee St.	1970	35	Slator, Mark, S, South Dakota	1986	94	Trott, Justin, DE, Florida	2013-16
19	Rentzel, Lance, WR, Oklahoma	1965-66	1/2	Sloter, Kyle, QB, Northern Colorado	2017-18, 21	11	Treadwell, Laquon, WR, Mississippi	2016-19
7	Revez, Fuad, K, Tennessee	1990-95	73	Smyke, Larry, DE, Texas Southern	1973	33	Triplett, Mel, RB, Toledo	1961-62
82	Reynaud, Darius, WR, West Virginia	2008-09	71	Smith, Andre, T, Alabama	2016	32	Truelove, Tony, RB, Livingston	1987
29	Rhodes, Xavier, CB, Florida State	2013-19	59	Smith, Cameron, LB, USC	2019	89	Truitt, Olanda, WR, Mississippi St.	1993
88	Rhymes, Buster, WR, Oklahoma	1985-87	30	Smith, Cedric, RB, Florida	1990	59	Trusnik, Jason, LB, Ohio Northern	2015
1	Ricardo, Benny, K, San Diego St.	1983	25	Smith, Daryl, CB, North Alabama	1989	98/95	Tuasolo, Esera, DT, Oregon St.	1992-96
36	Rice, Allen, RB, Baylor	1984-90	24	Smith, Dwight, S, Akron	2006-07	38	Tucker, Bob, TE, Bloomsburg St.	1977-80
			95/92	Smith, Fernando, DE, Jackson St.	1994-97, 00	27	Turner, John, S, Miami	1978-83;85,87
			87	Smith, Gordon, TE, Missouri	1961-65	24	Turner, Maurice, RB, Utah St.	1984-85

61	Turner, Mike, T, Louisiana St.	1987	32	Welborne, Tripp, S, Michigan	1992	60	Winston, Roy, LB, LSU	1962-76
U U U			66	Weich, Thomas, T, Vanderbilt	2010	29	Wise, Phil, S, Nebraska-Omaha	1977-79
95	Udezze, Kenechi, DE, USC	2004-08	15	Wells, Mike, QB, Illinois	1973-74	79	Wisne, Jerry, T, Notre Dame	2001
74	Udo, Ollisameka, T/G, Elon	2019-	72	Wentworth, Austin, G, Fresno State	2014	60	Withrow, Cory, C, Washington St.	1999-05
53	Ulmer, Artie, LB, Valdosta St.	1997	40	West, Charlie, S, Texas-El Paso	1968-73	78	Witzmann, Bryan, T, South Dakota State	2018
V V V			35	West, Ronnie, WR, Pittsburgh State	1992	44	Wofford, James, RB, UNLV	2002
11/15	VanderKelen, Ron, QB, Wisconsin	1963-67	12	Westbrook, Dede, WR, Oklahoma	2021	73	Wolfley, Craig, G, Syracuse	1990-91
37	Vanhorse, Sean, CB, Howard	1996	92	Westbrooks, David, DE, Howard	1990	23	Womack, Jeff, RB, Memphis St.	1987
25	Vargo, Larry, S, Detroit	1964-65	37	Wheeler, Leonard, CB, Troy St.	1997	52	Wong, Kailee, LB, Stanford	1998-01
69	Vaughn, Ruben, DT, Colorado	1984	62	Whitaker, Danta, TE, Miss. Valley State	1992	98	Wonnum, D.J., DE, South Carolina	2020-
71	Vella, John, T, USC	1980	27	Whitaker, Ronyell, CB, Virginia Tech	2006-07	5	Wood, Mike, P, Missouri State	1978
63	Vellone, Jim, G, USC	1966-70	62	White, Brad, DT, Tennessee	1987	23	Woods, Xavier, S, Louisiana Tech	2021
59	Vigil, Nick, LB, Utah State	2021	62	White, Ed, G, California	1969-77	99	Wootton, Corey, DE, Northwestern	2012
43	Vilain, Luiji, OLB, Wake Forest	2022-	72	White, James, DT, Oklahoma State	1979-83	20	Ward, Barry, RB, Virginia	1993
83	Voigt, Stu, TE, Wisconsin	1970-80	97	White, Jose, DT, Howard	1995	95	Worthen, Shawn, DT, TCU	2001
W W W			85	White, Sammy, WR, Grambling	1976-86	59	Wright, Fearon, LB, Rhode Island	2001
88	Waddy, Bill, WR, Colorado	1984	65	Whittle, Jason, C, SW Missouri State	2006	22	Wright, Felix, S, Drake	1991-92
19	Wade, Bobby, WR, Arizona	2007-08	85	Wiggins, Jermaine, TE, Georgia	2004-06	17	Wright, Jarius, WR, Arkansas	2012-17
31	Wagoner, Dan, S, Kansas	1984	41	Wilcots, Solomon, S, Colorado	1991	23	Wright, Jeff, S, Minnesota	1971-78
54	Walters, Van, LB, Indiana	1992	6	Wile, Matt, P, Michigan	2018	20	Wright, Kenny, CB, Northwestern St.	1999-01
39	Walden, Bobby, P, Georgia	1964-67	49	Wiley, Chuck, DE, LSU	2002-04	43	Wright, Nate, CB, San Diego St.	1971-80
49	Walker, Adam, RB, Carthage	1987	79	Wilkeles, Kenny, DE, Michigan State	2021-	14	Wright, Ryan, P, Tulane	2022-
26	Walker, Denard, CB, LSU	2003	82	Williams, A.D., WR, Pacific	1961	97	Wryms, Ellis, DT, Mississippi St.	2008
41	Walker, Frank, CB, Tuskegee	2010	28	Williams, Ben, DE, Minnesota	1998	3	Wynn, Spurgeon, QB, SW Texas St.	2001
34	Walker, Herschel, RB, Georgia	1989-91	23	Williams, Brian, CB, North Carolina State	2002-05	Y Y Y		
6	Walker, Jay, QB, Howard	1996-97	23	Williams, Jeff, RB, Oklahoma State	1966	91	Yakovonis, Ray, DT, E. Stroudsburg	1980-83
93	Walker, Jimmy, DT, Arkansas	1987	58	Williams, Jimmy, LB, Nebraska	1990-91	66	Yankey, David, G, Stanford	2014
25	Wallace, Jackie, CB, Arizona	1973-74	93	Williams, Kevin, DT, Oklahoma St.	2003-13	52/66	Yarbrough, Eddie, LB, Wyoming	2019-20, '21
1	Wallace, Mike, WR, Mississippi	2015	20	Williams, Madieu, S, Maryland	2008-10	73	Yary, Ron, T, USC	1968-81
3	Walsh, Blair, K, Georgia	2012-16	21/20	Williams, Moe, RB, Kentucky	1996-00; 02-05	50	Yates, Max, LB, Marshall	2003-04
81	Walsh, Chris, WR, Stanford	1994-02	94	Williams, Pat, DT, Texas A&M	2005-10	34	Young, Albert, RB, Iowa	2009-10
82	Walters, Troy, WR, Stanford	2000-01	25	Williams, Tank, S, Stanford	2006-07	34	Young, Jim, RB, Queens Ontario	1965-66
72	Ward, John, G/DT, Oklahoma State	1970-75	94	Williams, Tony, DT, Memphis	1997-00	34	Young, Rickey, RB, Jackson St.	1978-83
59	Warwick, Lomie, LB, Tenn. Tech	1965-72	44	Williams, Walt, CB, New Mexico St.	1981-82	72	Youso, Frank, T, Minnesota	1961-62
20	Washington, Bewayne, CB, N.C. State	1994-97	19/82	Williamson, Troy, WR, So. Carolina	2005-07	Z Z Z		
84	Washington, Gene, WR, Michigan State	1967-72	60	Willis, Leonard, WR, Ohio State	1976	51	Zaunbrecher, Godfrey, C, LSU	1971-73
80	Washington, Harry, WR, Colorado State	1978	59/54	Wilson, Antonio, LB, TX A&M-Comm.	2000-02	65	Zimmerman, Gary, T, Oregon	1986-92
96	Washington, Keith, DE, UNLV	1995	27	Wilson, Brett, RB, Illinois	1987	15	Zylstra, Brandon, WR, Concordia (MN)	2018
96	Watts, Armon, DT, Arkansas	2019-	24	Wilson, David, S, California	1992			
58	Watts, Brandon, LB, Georgia Tech	2014-15	50	Wilson, Eric, LB, Cincinnati	2017-20			
26	Waynes, Trae, CB, Michigan State	2015-19	24	Wilson, Tom, RB, no college	1963			
91	Weatherly, Stephen, DE, Vanderbilt	2016-19, '21	11	Wilson, Wade, QB, East Texas St.	1981-91			
69/73	Webb, J./Marcus, T, West Texas A&M	2013-14	45	Wilson, Wayne, RB, Shepherd	1986			
14	Webb, Joe, QB/WR, UAB	2010-13	26	Winfield, Antoine, CB, Ohio St.	2004-12			
68	Webster, Kevin, C, Northern Iowa	1987	36	Winfrey, Carl, LB, Wisconsin	1971			



VIKINGS ALL-TIME GAMES PLAYED/STARTED

Player	Pos.	Years	Regular Season Games	
			Played	Started
Jim Marshall.....	DE	1961-79.....	270	270
Mick Tingelhoff.....	C	1962-78.....	240	240
Fred Cox.....	K	1963-77.....	210	0
Carl Eller.....	DE	1964-78.....	209	201
Scott Studwell.....	LB	1977-90.....	202	160
Ron Vary.....	T	1968-81.....	199	180
Grady Alderman.....	T	1961-74.....	194	178
Randall McDaniel.....	G	1988-99.....	190	188
Roy Winston.....	LB	1962-76.....	190	160
Tim Irwin.....	T	1981-93.....	188	181
Cris Carter.....	WR	1990-01.....	188	177
Jim Kleinsasser.....	TE	1999-11.....	181	130
Bill Brown.....	RB	1962-74.....	180	111
Steve Jordan.....	TE	1982-94.....	178	149
Fran Tarkenton.....	QB	1961-66, '72-78.....	177	171
John Randle.....	DT	1990-00.....	176	150
Brian Robison.....	DE	2007-17.....	173	103
Kevin Williams.....	DT	2003-13.....	171	171
Paul Krause.....	S	1968-79.....	171	150
Cullen Loeffler.....	LS	2004-14.....	171	0
Carl Lee.....	CB	1983-93.....	169	144
Alan Page.....	DT	1967-78.....	160	157
Blair Black.....	LB	1974-85.....	160	130
Bobby Bryant.....	CB	1968-80.....	160	128
Fred McNeill.....	LB	1974-85.....	157	121
Wally Hilgenberg.....	LB	1968-79.....	157	116
Jeff Siemon.....	LB	1972-82.....	156	149
Chad Greenway.....	LB	2007-16.....	156	144
Everson Griffen.....	DE	2010-19, '21.....	156	94
Chris Doleman.....	DE	1985-93, '99.....	154	142
David Dixon.....	G	1994-04.....	152	134
Mark Mullaney.....	DE	1975-87.....	151	37
Harrison Smith.....	S	2012.....	147	146
Matt Birk.....	C	1998-08.....	146	123
Milt Sunde.....	G	1964-74.....	146	113
Mike Morris.....	LS	1991-99.....	144	0
Ed Sharrickman.....	CB	1961-72.....	141	126
Leo Lewis.....	WR	1981-91.....	140	50
Kyle Rudolph.....	TE	2011-20.....	140	132
Dennis Swilley.....	C	1977-83, '85-'87.....	139	101
Steve Riley.....	T	1974-84.....	138	128
Joey Browner.....	S	1983-91.....	138	115
Greg Coleman.....	P	1978-87.....	138	0
Doug Sutherland.....	DT	1971-80.....	136	90
Gary Larsen.....	DT	1965-74.....	135	115
Dave Osborn.....	RB	1965-75.....	135	69

Jake Reed.....	WR	1991-99, '01.....	134	83
Chris Walsh.....	WR	1994-02.....	134	4
Anthony Carter.....	WR	1985-93.....	133	126
Bryant McKinnie.....	T	2002-10.....	132	131
Karl Kassulke.....	S	1963-72.....	131	117
Stu Voigt.....	TE	1970-80.....	131	80
Darrin Nielson.....	RB	1982-89, '91-92.....	129	67
Paul Dickson.....	DT	1961-70.....	128	83
David Huffman.....	OL	1979-83, '85-'90.....	128	22
Sammy White.....	WR	1976-86.....	127	117
Tommy Kramer.....	QB	1977-89.....	127	110
Chris Kluwe.....	P	2005-12.....	127	0
Doug Martin.....	DE	1980-89.....	126	94
Nate Wright.....	CB	1971-80.....	126	89
Ed McDaniel.....	LB	1992-01.....	125	110
E.J. Henderson.....	LB	2003-11.....	125	105
Marcus Sherels.....	CB	2010-19.....	123	6
Adrian Peterson.....	RB	2007-16.....	123	116
Ed White.....	G	1969-77.....	122	95
Adam Thielen.....	WR	2014.....	121	87
Antoine Winfield.....	CB	2004-12.....	119	115
Wes Hams.....	G	1976-85.....	119	93
Robert Griffith.....	S	1994-01.....	119	88
Henry Thomas.....	DT	1987-94.....	118	117
Tommy Hannon.....	S	1977-84.....	117	103
Moe Williams.....	RB	1996-00, '02-'05.....	117	10
James White.....	DT	1976-83.....	116	77
Kirk Lowdermilk.....	C	1985-92.....	114	86
Randy Moss.....	WR	1998-04, '10.....	113	108
Todd Steussie.....	T	1994-00.....	111	111
Jim Hough.....	G	1978-86.....	111	78
John Sullivan.....	C	2008-15.....	109	93
Gary Zimmerman.....	T	1986-92.....	108	108
Alfred Anderson.....	RB	1984-91.....	108	71
Joe Berger.....	C/G	2011-17.....	107	64
Xavier Rhodes.....	CB	2013-19.....	104	97
Everett Lindsay.....	OL	1993-98, '01-'03.....	104	31
Ted Brown.....	RB	1979-86.....	104	75
Randy Holloway.....	DE	1978-84.....	103	31
John Turner.....	DB	1978-83, '85, '87.....	101	70
Jeff Christy.....	C	1993-99.....	101	92
Hassan Jones.....	WR	1986-92.....	100	55

GAMES STARTED BY ROOKIES (1961-77: 14 GAMES, '78-2020: 16 GAMES, '21-: 17 GAMES)

Player	Pos.	Year	Acquired	Starts
Gary Zimmerman.....	T	1986.....	FA (USFL)	16
Todd Steussie.....	T	1994.....	D1a (19)	16
Dewayne Washington.....	CB	1994.....	D1a (18)	16
Kevin Williams.....	DT	2003.....	D1 (9)	16
Matt Kalil.....	T	2012.....	D1a (4)	16
Harrison Smith.....	S	2012.....	D1b (29)	16
T.J. Clemmings.....	T	2015.....	D4 (110)	16
Garrett Bradbury.....	C	2019.....	D1 (18)	16
Anthony Carter.....	WR	1985.....	FA (USFL)	15
Randall McDaniel.....	G	1988.....	D1 (19)	15
Korey Stringer.....	T	1995.....	D1b (24)	15
Kenechi Udezue.....	DE	2004.....	D1 (20)	15
Phil Loadholt.....	T	2009.....	D2 (54)	15
Jeff Gladney.....	CB	2020.....	D1b (31)	15

Rip Hawkins.....	LB	1961.....	D2 (15)	14
Chuck Lamson.....	S	1962.....	D4 (43)	14
Mick Tingelhoff.....	C	1962.....	FA	14
Lee Calland.....	CB	1963.....	FA	14
Paul Flatley.....	WR	1963.....	D4 (44)	14
Carl Eller.....	DE	1964.....	D1 (6)	14
Sammy White.....	WR	1976.....	D2 (54)	14
Alfred Anderson.....	RB	1984.....	D3 (67)	14
Tim Newton.....	DT	1985.....	D6 (164)	14
Pat Elflein.....	C	2017.....	D3 (70)	14
Justin Jefferson.....	WR	2020.....	D1a (22)	14

Bold- player active for Vikings in 2022

VIKINGS ALL-TIME DRAFTS

1961 (Drafted 1st)

1. **TOMMY MASON** (1st overall), RB, Tulane
2. **RIP HAWKINS** (15), LB, North Carolina
3. **FRAN TARKENTON** (29), QB, Georgia
4. **CHUCK LAMSON** (43), DB, Wyoming
5. **ED SHAROCKMAN** (57), DB, Pittsburgh
6. **GERALD BURCH** (71), WR, Georgia
7. **ALLEN FERRIE** (85), WR, Wagner
8. **PAUL LINDQUIST** (99), T, New Hampshire
9. **DAN SHEEHAN** (113), T, Tenn.-Chattanooga
10. **DOUG MAYBERRY** (127), RB, Utah
11. **JERRY MAYS** (141), T, SMU
12. **STEVE STONEBREAKER** (155), LB, Detroit
13. **RAYMOND HAYES** (169), LB, Cent. Oklahoma
14. **KEN PETERSON** (183), T, Utah
15. **MIKE MERCER** (197), R, Arizona State
16. **TED KARPOWICZ** (211), RB, Detroit
17. **WILLIE JONES** (225), RB, Purdue
18. **BOB VOIGHT** (239), T, Los Angeles State
19. **BILL HILL** (253), RB, Presbyterian
20. **MIKE MCFARLAND** (267), QB, Western Illinois

1962 (Drafted 2nd)

1. NO CHOICE, traded to New York for George Shaw.
2. NO CHOICE, traded, along with 11th rounder, to Cleveland for Jim Prestel, Jim Marshall, Dick Grecni, Jamie Caleb, Billy Gault and Paul Dickson.
3. **BILL MILLER** (30), WR, Miami
4. **ROY WINSTON** (45), LB, LSU
5. NO CHOICE, traded to New York for Mel Triplett, Bob Schmeiler, and B. Schmidt.
6. **LARRY BOWIE** (73), G, Purdue
7. NO CHOICE, traded to Philadelphia in Jerry Reichow trade.
8. **PAUL WHITE** (101), RB, Buffalo
9. **MARSHALL SHIRK** (114), T, UCLA
10. NO CHOICE, traded to Cleveland for Bob Denton.
11. NO CHOICE, traded to Cleveland along with 2nd rounder in 1962.
12. **GARY FALLON** (157), RB, Syracuse
13. **ROGER VAN CLEEF** (170), T, SW Oklahoma
14. **PAT RUSS** (185), T, Purdue
15. **LARRY CULFORD** (198), RB, Pacific
16. **JOHN CONTOLUIS** (213), T, Connecticut
17. **RON STALEY** (226), WR, Wisconsin
18. **JUNIOR HAWTHORNE** (241), T, Kentucky
19. **TOMMY MINTER** (254), RB, Baylor
20. **TERRY CAGAANEN** (269), RB, Utah State

1963 (Drafted 3rd)

1. **JIM DUNAWAY** (3), DT, Mississippi
2. **BOBBY BELL** (16), LB, Minnesota
3. **RAY POAGE** (31), WR, Texas
4. **PAUL FLATLEY** (44), WR, Northwestern
5. **GARY KALTENBACH** (59), G, Pittsburgh
6. NO CHOICE, traded to Cleveland for T. Frankhauser, F. Cox, C. Ferguson and E. Linden.
7. NO CHOICE, traded to New York for Jim Leo.
8. **JIM O'MAHONEY** (100), LB, Miami
9. **BOB HOOVER** (115), RB, Florida
10. **TERRY KOSENS** (128), RB, Hofstra
11. **JOHN CAMPBELL** (143), LB, Minnesota
12. **JOHN SKLOPAN** (156), RB, Southern Miss.
13. **DAVE O'BRIEN** (171), C, Boston College
14. **RALPH FERRISI** (184), RB, So. Conn. St.
15. **JOHN MURIO** (199), WR, Whitworth
16. **REX MIRICH** (212), T, Arizona, St.-Flagstaff
17. **TOM MUNSEY** (227), RB, Concordia
18. **TOM MCINTYRE** (240), T, St. John's
19. **FRANK HORVATH** (255), RB, Youngstown
20. **MAILON CRET** (268), QB, Auburn

1964 (Drafted 6th)

1. **CARL EBER** (6), DE, Minnesota
2. **HAL BEDSOLE** (19), TE, USC
3. **GEORGE ROSE** (34), DB, Auburn
4. (A) NO CHOICE, traded to Chicago for Bill Brown.
5. (B) TOM KEATING (53), T, Michigan, from N.Y. Giants as part of Hugh McElhenry trade.
6. **JOHN KIRBY** (62), LB, Nebraska
7. **BOB LACEY** (75), WR, North Carolina
8. **WES BRYANT** (90), T, Arkansas
9. **BILL MCWATERS** (103), RB, North Texas St.
10. **DARRELL LESTER** (118), RB, McNeese
11. NO CHOICE, traded to L.A. Rams for Tom Wilson.
12. **H.O. ESTES** (146), C, E. Cent. Okla.
13. **WALTER SANDS** (159), WR, Texas
14. **RUSS VOLLMER** (174), DB, Memphis St.
15. **TOM MICHEL** (187), RB, East Carolina
16. **MONTE KIFFIN** (201), T, Nebraska
17. **CARLTON OATES** (215), DE, Florida AGM
18. **JERRY MCLURG** (230), DE, Colorado
19. **CARL ROBINSON** (243), DT, Prairie View
20. **DICK SCHOTT** (258), DE, Louisville
21. **MILT SUNDE** (271), G, Minnesota

1965 (Drafted 8th)

1. **JACK SNOW** (8), WR, Notre Dame
2. **(A) ARCHIE SUTTON** (15), T, Illinois, from N.Y. Giants as part of Hugh McElhenry trade.
3. **(B) LANCE RENTZEL** (23), RB, Oklahoma

3. NO CHOICE, traded to Pittsburgh for Bob Ferguson.
4. (A) **JIM WHALEN** (51), WR, Boston Coll.
4. (B) **JIM HARRIS** (55), DT, Utah State, from Cleveland for Mike Bunda.
5. NO CHOICE, traded to Detroit for Tom Hall and Bruce Zellmer.
6. **JIM GRISHAM** (79), RB, Oklahoma
7. NO CHOICE, traded to Detroit for Mike Bunda and Larry Vargo.
8. (A) **JOHN HANKINSON** (100), QB, Minnesota, from San Francisco for Roy Williams.
8. (B) **JEFF JORDAN** (107), DB, Tulsa
9. **FRANK MCLENDON** (120), DT, Alabama
10. **JERRY SCHWEIGER** (135), T, Superior St.
11. **JOHN THOMAS** (148), WR, USC
12. **MIKE TILLEMANN** (163), DT, Montana
13. **DAVE OSBORN** (176), RB, North Dakota
14. **MAX LEETZOW** (191), DE, Idaho
15. **PHIL MORGAN** (204), RB, East Tenn.
16. **PAUL LABINSKI** (219), DT, St. John's
17. **VERAN SMITH** (232), LB, Utah State
18. **RICHARD KOTTIE** (247), WR, Wagner
19. **ELVIS JOHNSON** (260), RB, SE Louisiana
20. **CLOMO ICAVAZZI** (275), RB, Princeton

1966 (Drafted 7th)

1. **JERRY SHAY** (7), DT, Purdue
2. **JIM LINDSEY** (27), RB, Arkansas
3. **DON HANSEN** (42), LB, Illinois
4. **RON ACKS** (57), DB, Illinois
5. (A) **DOUG DAVIS** (72), T, Kentucky
5. (B) **BOB HALL** (76), DB, Brown, from Chicago for Palmer Pyle.
6. (A) **WIBER AYLOR** (83), T, S.W. Texas St., from N.Y. Giants for Bill Swain.
6. (B) **NO CHOICE**, traded to Detroit for Mike Bunda and Larry Vargo.
7. **BOB MEERS** (106), WR, Massachusetts
8. NO CHOICE, traded to Baltimore for the rights to Larry Kramer.
9. **RON GREEN** (134), WR, North Dakota
10. NO CHOICE, traded to Detroit for Gary Lowe.
11. **STAN QUINTANA** (162), DB, New Mexico
12. **BOB PETRELLA** (181), DB, Tennessee
13. **LARRY MARTIN** (195), T, San Diego St.
14. **HOWARD TWILLEY** (209), WR, Tulsa
15. **HUGH WRIGHT** (223), RB, Adams State
16. **JIM WILLIAMS** (237), DB, Arkansas
17. **MONROE BEARD** (256), WR, Virginia Union
18. **DALE GRECO** (270), T, Illinois
19. **JESSE STOKES** (284), DB, Corpus Christi
20. NO CHOICE, traded to Philadelphia for Billy Ray Barnes.



Clinton Jones, Michigan State

1967 (Drafted Alternately 8th and 7th)

1. (A) **CLINTON JONES** (2), RB, Michigan State, from NY Giants as part of the Tarkenton trade.
1. (B) **GEORGE WASHINGTON** (8), RB, Michigan State
1. (C) **ALAN PAGE** (15), DT, Notre Dame, Choice from L.A. Rams for Hal Bedsole, Tommy Mason and 2nd round draft choice in 1967.
2. **BOB GRIM** (28), WR, Oregon State, Choice from N.Y. Giants.
2. NO CHOICE, traded to LA Rams.
3. **EARL DENNEY** (61), RB, Missouri
4. **ALVIN COLEMAN** (87), DB, Tenn. Agt
5. **KEN LAST** (115), WR, Minnesota
6. NO CHOICE, traded to Pittsburgh for Phil King.
7. **BOBBY BRYANT** (167), DB, South Carolina
8. NO CHOICE, traded to Pittsburgh for Dave Tobey.
8. **JOHN BEASLEY** (197), TE, California, Choice from Washington.
9. **BILL MORRIS** (219), C, Holy Cross
10. **PETE TATMAN** (244), RB, Nebraska
11. **BOB TRYGSTAD** (271), DT, Washington St.
12. **FRED CREMER** (296), DT, St. John's
13. **CHARLES HARDT** (323), DB, Tulsa
14. **JIM HARGROVE** (348), LB, Howard Payne
15. **JAMES SHEA** (375), DB, E. New Mexico
16. **GEORGE BEARD** (400), DB, Virginia Union
17. **DICK WAGONER** (427), DB, Bowling Green

1968 (Drafted 6th)

1. (A) **RON VARY** (1), T, USC, Choice from N.Y. Giants as part of Tarkenton trade.

1. (B) NO CHOICE, traded to New Orleans for Gary Cuozzo.
2. **CHARLIE WEST** (33), DB, Texas-El Paso
3. (A) NO CHOICE, traded to Pittsburgh for Brady Keys.
3. (B) **MIKE MCGILL** (75), LB, Notre Dame, Choice from Dallas for Lance Rentzel.
4. **MIKE FREEMAN** (89), DB, Fresno State
5. NO CHOICE, traded to Washington for Bob Breitenstein.
6. **BOB GOODRIDGE** (144), WR, Vanderbilt
7. (A) **OSCAR REED** (167), RB, Colorado State.
7. (B) NO CHOICE, traded to Utah for Van Vanderkelen.
8. **LENNY SNOW** (171), RB, Georgia Tech
8. **HANK URBANOVIK** (198), DT, Miami
9. **MIKE DONOHUE** (225), TE, San Francisco
10. **TOM SAKAL** (250), DB, Minnesota
11. **BILL HAAS** (279), WR, Omaha
12. **HOWIE SMALL** (308), C, Rhode Island
13. **DICK WHERRY** (333), WR, Northern St.
14. **DON EVANS** (360), T, Arkansas AMGN
15. **JIM HAYNIE** (387), DB, West Chester St.
16. **LARRY KUCHARICH** (414), DB, Boston Coll.
17. (A) **BOB LEE** (441), DB, Pacific
17. (B) **BILL HULL** (445), G, Tennessee Tech, Choice from Detroit.

1969 (Drafted 17th)

1. NO CHOICE, traded to New Orleans for Gary Cuozzo.
2. (A) **ED WHITE** (39), G, California, Choice from N.Y. Giants as part of Tarkenton trade.
2. (B) **VOLLY MURPHY** (43), WR, UTEP
3. NO CHOICE, traded to Philadelphia for Phil King.
4. **MIKE MCCAFFREY** (95), LB, California
5. (A) **JIM BARNES** (106), G, Arkansas, Choice from Atlanta for Ron Vanderkelen.
5. (B) **MIKE O'SHEA** (112), WR, Utah State, Choice from Pittsburgh for Bobby Walden.
6. **MARION BATES** (148), DB, Tex. Southern
7. NO CHOICE, traded to Washington along with Marlin McKeever for Paul Krause.
8. **HARRISON WOOD** (199), WR, Washington
9. **TOM FINK** (225), G, Minnesota
10. **MIKE CAULLEY** (253), WR, Wisconsin
11. **BRIAN DOWLING** (277), QB, Yale
12. **NOEL JENIE** (303), LB, Minnesota
13. **JIM MOYLAN** (329), DT, Texas Tech
14. **TOMMY HEAD** (355), C, S.W. Texas St.
15. **EUGENE MOSLEY** (381), TE, Jackson St.
16. NO CHOICE, traded to Detroit for 17th choice in 1968.
17. **WENDELL HOUSLEY** (433), DB, Texas AGM

1970 (Drafted 25th)

1. **JOHN WARD** (25), T, Oklahoma State
2. **BILL CAPPLEMAN** (51), QB, Florida St.
3. **CHUCK BURGON** (77), LB, North Park
4. NO CHOICE, traded to New Orleans for Kent Kramer.
5. **GREG JONES** (129), RB, UCLA
6. NO CHOICE, traded to Pittsburgh for Tony Jeter.
7. **HAP FABER** (181), LB, Mississippi
8. **MIKE CARROLL** (206), C, Missouri
9. **GEORGE MORROW** (233), DE, Mississippi
10. **STU VOIGT** (260), TE, Wisconsin
11. **GODFREY ZAUNBRECHER** (286), C, LSU
12. **JAMES HOLLAND** (311), DB, Jackson St.
13. **ROBERT PEARCE** (337), DB, S.F. Austin
14. **BOB SPINKS** (363), LB, Louisiana Tech
15. **BENNIE FRANCIS** (388), DE, Chadron
16. **BRUCE CERONE** (417), WR, Emporia St.
17. **BRIAN HEALY** (441), DB, Michigan

1971 (Drafted 24th)

1. **LEO HAYDEN** (24), RB, Ohio State
2. NO CHOICE, traded to Philadelphia as part of Norm Sneed trade.
3. **EDDIE HACKETT** (76), WR, Alcorn AGM
4. **VINCE CLEMENTS** (102), RB, Connecticut
5. NO CHOICE, Choice traded to Pittsburgh for Kent Nix.
6. NO CHOICE, traded to Philadelphia for Norm Sneed.
7. **GENE MACK** (180), LB, Texas-El Paso
8. **JOHN FARLEY** (238), DE, J.C. Smith
9. **TIM SULLIVAN** (232), RB, Indiana
10. **CHRIS MORRIS** (258), G, Iowa
11. **MIKE WALKER** (284), LB, Tulane
12. **REGGIE HOLMES** (310), DB, Stout State
13. **BENNY FRY** (363), C, Houston
14. **JIM GALLACHER** (362), LB, Yale
15. **JEFF WRIGHT** (388), DB, Minnesota
16. **GREG EDMONDS** (413), WR, Penn State
17. **KEN DUNCAN** (439), P, Tulsa

1972 (Drafted 24th)

1. (A) **JEFF SIEMON** (10), LB, Stanford, Choice from New England for Joe Kapp.
1. (B) NO CHOICE, traded to NY Giants as a part of Tarkenton trade.
2. **ED MARINARO** (50), RB, Cornell

3. (A) **BART BUETOW** (59), T, Minnesota. Choice from Green Bay for the rights to Z. Bratkowski.
3. (B) **NO CHOICE**, traded to Philadelphia as part of the Norm Sneed trade.
4. **NO CHOICE**, traded to Denver for Al Denison.
5. **NO CHOICE**, traded to LA Rams for Ted Provost.
6. **AMOS MARTIN** (154), LB, Louisville
7. **BILL SLATER** (181), DE, Western Michigan
8. **CALVIN DEMERY** (206), WR, Arizona St.
9. **CHARLES GOODRUM** (232), G, Florida A&M
10. **WILLIE ALDRIDGE** (258), RB, South Carolina St.
11. **WILLIE MCCLINTON** (284), DB, Southern
12. **BOB BANAUGH** (310), DB, Montana St.
13. **FRANKLIN ROBERTS** (336), RB, Alcorn A&M
14. **MARY OWENS** (361), RB, San Diego St.
15. **MIKE SIVERT** (398), DE, West Tennessee St.
16. **NEIL CRAWF** (414), RB, Wisconsin
17. **DICK SCHMALZ** (440), WR, Auburn

1973 (Drafted Alternately 12th, 13th, 14th)

1. **CHUCK FOREMAN** (12), RB, Miami
2. (A) **JACKIE WALLACE** (34), DB, Arizona. Choice from St. Louis in John Gilliam for Gary Cuzzo trade.
2. (B) **NO CHOICE**, Traded to NY Giants as a part of Tarkenton trade.
3. **JIM LASH** (65), WR, Northwestern
4. (A) **MIKE WELLS** (80), QB, Illinois. Choice from Philadelphia in Bill Caplanman trade.
4. (B) **NO CHOICE**, traded to Kansas City for Mike Eischied.
5. **BRENT MCLEANHANE** (118), RB, Arizona St.
6. (A) **DOUG KINGSRITER** (139), TE, Minnesota. Choice from New Orleans along with 1974 4th choice for Bob Brown.
6. (B) **FRED ABBOTT** (143), LB, Florida
7. **JOSH BROWN** (168), RB, S.W. Texas St.
8. **CRAIG DARLING** (196), T, Iowa
9. **LARRY DIBBLES** (226), DE, New Mexico
10. (A) **RANDY LEE** (236), P, Tulane. Choice from Philadelphia for Bill Cody
10. (B) **DAVE MASON** (246), DB, Nebraska
11. **GEARY MURDOCK** (274), T, Iowa State
12. **ALAN SPENCER** (299), WR, Pittsburg St.
13. **RON JUST** (324), G, Minot State
14. **EDDIE BISHOP** (352), DB, Southern
15. **TONY CHANDLER** (377), RB, Missouri Valley
16. **LARRY SMILEY** (402), DE, Texas Southern
17. **DAVE WINFIELD** (429), TE, Minnesota

1974 (Drafted 25th)

1. (A) **FRED MCNEIL** (17), LB, UCLA. Choice from Atlanta along with Bob Berry for Bob Lee and Lonnie Warnick.
1. (B) **STEVE RILEY** (25), T, USC
2. (A) **JOHN HOLLAND** (29), WR, Tennessee State. Choice from San Diego along with 3rd choice for C. Jones and C. Gersbach.
2. (B) **MATT BLAIR** (51), LB, Iowa State
3. (A) **STEVE CRAIG** (64), TE, Northwestern. Choice from San Diego.
3. (B) **SCOTT ANDERSON** (77), G, Missouri
4. (A) **MIKE TOWNSEND** (86), DB, Notre Dame. Choice from New Orleans as part of Bob Brown trade.
4. (B) **NO CHOICE**, traded to Cincinnati for Steve Lawson.
5. (A) **JAMES FERGUSON** (120), DB, Stanford. Choice from Denver along with Rod Sherman for Gene Washington.
5. (B) **NO CHOICE**, Choice from Los Angeles for Charles Stukes. Choice traded to Philadelphia for Ron Porter.
6. (C) Choice traded to Baltimore for Charles Stukes in 1973.
6. **MARK KELLAR** (155), RB, No. Illinois
7. **FRED TABRON** (187), RB, S.W. Missouri
8. **BERL SIMMONS** (209), K, TCU
9. **SAM MCCULLUM** (232), WR, Montana St.
10. **BARRY REED** (259), RB, Peru State
11. **DAVID BOONE** (285), DE, E. Michigan
12. **RANDY POLTI** (311), DB, Stanford
13. **GARY KELLER** (337), DT, Utah
14. **ALAN DIXON** (363), RB, Harding
15. **KURT WACHTLER** (389), DT, St. John's
16. **JOHN GOEBEL** (415), RB, St. Thomas
17. **EARL GARRETT** (441), DB, Boston State

1975 (Drafted 25th)

1. **MARK MULLANEY** (25), DE, Colorado St.
2. **ART RILEY** (52), DT, USC
3. **NO CHOICE**, traded to New Orleans for Andy Maurer
4. (A) **HAROLD HENSON** (89), RB, Ohio St. Choice from Detroit for Charlie West.
4. (B) **BRUCE ADAMS** (103), WR, Kansas
5. **ROBERT MILLER** (129), RB, Kansas
6. **BUBBA BROUSARD** (155), LB, Houston
7. **HENRY GREENE** (181), RB, Southern
8. **JOE HOLLIMON** (207), DB, Arkansas St.
9. **JOHN PASSANANTI** (233), G, W. Illinois
10. **NEIL CLABO** (258), P, Tennessee
11. **IKE SPENCER** (285), RB, Utah
12. **AUTRY BEAMON** (311), DB, East Texas St.

13. **MIKE HURD** (336), WR, Michigan State
14. **MIKE STRICKLAND** (363), RB, E. Michigan
15. **OLLIE BAKKEN** (388), LB, Minnesota
16. **TOM GOEDJEN** (414), K, Iowa State
17. **ADOLPH BELLIZARE** (441), RB, Penn St.

1976 (Drafted Alternately 25th and 26th)

1. **JAMES WHITE** (25), DT, Oklahoma State
2. **SAMMY WHITE** (54), WR, Grambling
3. **VES HAMILTON** (85), G, Tulsa
4. **LEONARD WILLIS** (118), WR, Ohio State
5. (A) **STEVE WAGNER** (133), DB, Wisconsin. Choice from Atlanta for Oscar Reed.
5. (B) **KEITH BARNETTE** (150), RB, Boston Coll.
6. **TERRY EGERDAHL** (180), WR/DB, Minnesota-Duluth.
7. **LARRY BRUNE** (206), DB, Rice
8. **NO CHOICE**, traded to New England along with 6th choice in 1977 for Doug Dummer.
9. **ISAAC HAGINS** (262), WR/RS, Southern
10. **BILL SALMON** (289), DB, Northern Iowa
11. **STEVE KRACHER** (318), RB, Montana St.
12. **ROBERT SPARKS** (345), DB, San Francisco St.
13. **GARY PAULSON** (372), DE, Colorado St.
14. **JEFF STAPLETON** (401), T, Purdue
15. **VON CROCE** (428), RB, Macalester
16. **RANDY HICKEL** (457), DB, Montana St.
17. **DICK LUKOWSKI** (484), DT, West Virginia

1977 (Drafted 27th)

1. **TOMMY KRAMER** (27), DB, Rice
2. **DENNIS SWILEY** (55), G, Texas A&M
3. **TOM HANNON** (83), S, Michigan State
4. **NO CHOICE**, traded to Seattle along with Bob Lurtsema for Ahmad Rashad.
5. **KEN MOORE** (138), TE, Northern Illinois
6. **NO CHOICE**, traded to New England for Doug Dummer.
7. **NO CHOICE**, traded to Cincinnati for Orlando Nelson.
8. **CLINT STROZIER** (222), S, USC
9. **SCOTT STUWELL** (250), LB, Illinois
10. **DAN BEAVER** (278), K, Illinois
11. **KEITH HERTWIG** (306), WR, Arizona
12. **JIM KELLEHER** (335), RB, Colorado

1978 (Drafted Alternately 21st, 20th, 24th, 23rd, 22nd)

1. **RANDY HOLLOWAY** (21), DE, Pittsburgh
2. **JOHN TURNER** (48), CB, Miami
3. **WHIP WALTON** (75), LB, San Diego State
4. **JIM HOUGH** (100), K, Utah State
5. **NO CHOICE**, traded to the NY Giants for Bob Tucker.
6. **NO CHOICE**, traded to San Francisco for Nate Allen.
7. **NO CHOICE**, traded to Philadelphia for Bill Bradley
8. **MIKE WOOD** (204), K, S.E. Missouri. Choice from Seattle for Almos Martin and Autry Beamon.
9. **NO CHOICE**, traded to NY Jets for Phil Wise in 1977.
9. **MIKE DEUTSCH** (240), P, Colorado St.
10. **HUGHIE SHAW** (272), RB, Texas A&I
11. **RON HARRIS** (298), RB, Colorado St.
12. **JEFF MORROW** (326), T, Minnesota

1979 (Drafted Alternately 16th and 17th)

1. **TED BROWN** (16), RB, North Carolina State
2. **DAVE HUFFMAN** (43), G, Notre Dame
3. **Forfeited**
4. **STEVE DILS** (97), QB, Stanford
5. **JERRY METER** (129), LB, Michigan
6. **JOE SENSER** (152), TE, West Chester St.
7. **BOB WINKEL** (181), DT, Kentucky
8. **NO CHOICE**, traded to Baltimore for Frank Myers.
9. **BILLY DUGGS** (236), WR, Winston-Salem
10. **NO CHOICE**, traded to NY Jets for Phil Wise.
11. **BRIAN NELSON** (291), WR, Texas Tech
12. **DAVID STEPHENS** (317), LB, Kentucky

1980 (Drafted Alternately 9th, 10th, 11th)

1. **DOUG MARTIN** (9), DT, Washington
2. (A) **WILLIE TEAL** (30), CB, LSU. Choice from San Francisco for 2nd and 3rd choice in 1980.
2. (B) **NO CHOICE**, traded to San Francisco for 2nd rounder in 1980.
3. (A) **NO CHOICE**, traded to San Francisco for 2nd rounder in 1980.
3. (B) **BRENT BOYD** (68), G/C, UCLA. Choice from New Orleans in Steve Riley trade.
4. **DENNIS JOHNSON** (92), LB, USC
5. (A) **DOUG PASCHAL** (121), RB, North Carolina
5. (B) **PAUL JONES** (122), RB, California, from New Orleans in Steve Riley trade.
6. **RAY YAKAVONIS** (148), DE, East Stroudsburg St.
7. **HENRY JOHNSON** (174), LB, Georgia Tech
8. **NO CHOICE**, traded along with Carl Eller to Seattle for Steve Niehaus.
9. **DENNIS MOSLEY** (232), RB/WR, Iowa
10. **KEN BROWN** (258), WR/RS, Nebraska
11. **SAM HARRELL** (288), RB, East Carolina
12. **THOMAS LANE** (315), S, Florida A&M

1981 (Drafted Alternately 18th, 17th, 16th)

1. **NO CHOICE**, traded to Baltimore for two 2nd and a 5th round choice in 1981.
2. (A) **MARDY MCDOLE** (39), WR, Mississippi. Choice from Baltimore for 1st choice in 1981.
2. (B) **ROBIN SENDEWINE** (45), LB, Nebraska
2. (C) **JARVIS REDDIE** (52), RB, Texas. Choice from Baltimore.
3. **NO CHOICE**, to New Orleans in Steve Riley trade.
3. **TIM IRWIN** (74), T, Tennessee. Choice from New England for Chuck Foreman.
4. **JIM SWAIN** (101), DB, Miami (Fla.)
5. **WENDELL RAY** (123), DE, Missouri. Choice from Baltimore.
6. **NO CHOICE**, traded to New Orleans in Steve Riley trade.
7. **NO CHOICE**, traded to Miami for Jim Langer.
7. **DON SHAVER** (184), RB, Kutztown St.
8. **WADE WILSON** (210), DB/P, East Texas St.
9. **NO CHOICE**, traded to Seattle for Nick Bebout.
10. **JAMES MURPHY** (266), WR, Utah State
11. **WILLIAM STEPHANOS** (293), T, Boston Coll.
12. **BRIAN WILLIAMS** (320), TE, Southern

1982 (Drafted Alternately 7th, 11th, 10th, 9th, 8th, 7th)


1. **DARRIN NELSON** (7), RB, Stanford
2. **TERRY TAUSCH** (39), T, Texas
3. **NO CHOICE**, traded to New Orleans for Tony Galbreath.
4. **JIM FAHNHORST** (92), LB, Minnesota
5. **NO CHOICE**, traded to Miami for Langer.
6. **GREG STORR** (147), LB, Boston College
7. **STEVE JORDAN** (179), TE, Brown
8. **KIRK HARMON** (206), LB, Pacific
9. **BRYAN HAWGARD** (233), S, Tennessee St.
10. **CERALT LUCEAR** (260), WR, Temple
11. **GURDIS ROUSE** (286), G, Chattanooga
12. **HOBSON MILNER** (318), RB, Cincinnati

1983 (Drafted Alternately 19th, 18th, 17th, 16th, 15th)

1. **JOEY BROWNER** (19), DB, USC
2. **NO CHOICE**, traded to Philadelphia for Charlie Johnson.
3. **WALKER LEE ASHLEY** (73), LB, Penn St.
4. **MARK RUSH** (100), RB, Miami (Fla.)
5. **MARK STEWART** (127), LB, Washington
6. **MIKE JONES** (159), WR, Tennessee St.
7. **CARL LEE** (186), DB, Marshall
8. **NORRIS BROWN** (213), TE, Georgia
9. **ROD ACHTER** (239), WR, Toledo
10. (A) **MELVIN BROWN** (255), DB, Mississippi. Choice from LA. Rams for Ron Vary.
10. (B) **WALTER TATE** (266), G, Tennessee St.
11. **BRIAN BUTCHER** (298), G, Clemson
12. **MAURICE TURNER** (325), RB, Utah St.

1984 (Drafted Alternately 13th, 12th, 11th, 15th, 14th)

1. **KEITH MILLARD** (13), DE, Washington St.
2. **NO CHOICE**, traded to Houston for Archie Manning.
3. **ALFRED ANDERSON** (67), RB, Baylor
4. **NO CHOICE**, traded to Houston for Dave Casper.
5. **NO CHOICE**, traded to LA Raiders for 5th, 7th, and 11th choices in 1984.
5. **ALLEN RICE** (140), RB, Baylor. Choice from L.A. Rams.
6. **DWIGHT COLLINS** (154), WR, Pittsburgh
7. (A) **JOHN HAINES** (180), DT, Texas
7. (B) **LOYD LEWIS** (196), G, Texas A & I. Choice from L.A. Raiders.
8. **PAUL SVERCHECK** (208), DT, Cal Poly-SLO
9. **KEITH KIDD** (235), WR, Arkansas
10. **JAMES SPENCER** (268), LB, Oklahoma St.
11. (A) **EDGAR PICKETT** (295), LB, Clemson
11. (B) **LAWRENCE THOMPSON** (308), WR, Miami (Fla.). Choice from LA Raiders.
12. **MIKE A. JONES** (321), RB, No. Carolina A&T



Chris Doleman, Pitt

1985 (Drafted Alternately 2nd, 3rd)

1. (A) **NO CHOICE**, traded to Atlanta for 1st and 3rd choice in 1985.
1. (B) **CHRIS DOLEMAN** (4), LB, Pittsburgh. Choice from Atlanta.
2. **ISSIAH HOLT** (30), CB, Alcorn St.

3. (A) **KIRK LOWDERMILK** (59), C, Ohio St.
3. (B) **TIM MEAMBER** (60), LB, Washington. Choice from Atlanta.
3. (C) **TIM LONG** (66), T, Memphis State. Choice from San Diego for John Turner.
4. (A) **GEORGE "Buster" RHYMES** (85), WR, Oklahoma
4. (B) **KYLE MORRELL** (106), S, BYU. Choice from LA Rams for Steve Ellis.
5. **MARK MACDONALD** (115), G, Boston College
6. (A) **STEVE BONO** (142), QB, UCLA
6. (B) **TIM NEWTON** (164), NT, Florida. Choice from L.A. Raiders for Brad Van Pelt.
7. NO CHOICE. Traded to Green Bay for Jan Stenerud.
8. **NIKITA BLAIR** (198), LB, Texas El Paso
8. **JAMIE COVINGTON** (227), RB, Syracuse
9. **JUAN JOHNSON** (254), WR, Langston
11. **TIM WILLIAMS** (283), DB, North Carolina A&T
12. **BYRON JONES** (310), DT, Tulsa

1986 (Drafted Alternately 9th, 8th, 7th, 11th, 10th)

1. (A) **GERALD ROBINSON** (14), DE, Auburn. Choice from San Diego.
1. (B) NO CHOICE. Traded to San Diego for San Diego's 1st and 3rd choice in 1986.
2. (A) NO CHOICE. Traded to N.Y. Giants for Gary Zimmerman.
2. (B) NO CHOICE. Traded to Miami for Anthony Carter.
2. (C) Choice from L.A. Raiders for Brad Van Pelt. Traded to NY Giants for Gary Zimmerman.
3. NO CHOICE. Traded to San Diego.
4. **JOE PHILLIPS** (33), DT, SMU
5. **HASSAN JONES** (120), WR, Florida St.
6. **THOMAS ROOKS** (147), RB, Illinois
7. **CARL HILTON** (179), TE, Houston
8. **GARY SCHIPPANG** (206), T, West Chester St.
9. **MIKE SLATON** (232), DB, South Dakota
10. **JOE CORMIER** (259), TE, WR, USC
11. **JOHN ARMSTRONG** (286), WR, Richmond
12. **JESSE SOLOMON** (318), LB, Florida St.

1987 (Drafted 16th)

1. (A) **D.J. DOZIER** (14), RB, Penn State. Choice from Miami for 1st and 5th choices in 1987.
1. (B) NO CHOICE. Traded to Miami.
2. **RAY BERRY** (44), LB, Baylor
3. **HENRY THOMAS** (72), NT, LSU
4. **REGGIE RUTLAND** (100), S, Georgia Tech
5. **BOB BAXTER** (103), RB, Alabama
6. **GREG RICHARDSON** (156), WR/KR, Alabama
6. NO CHOICE. Traded to Seattle for John Harris.
8. **RICK FENNEY** (211), RB, Washington
9. **LEONARD JONES** (239), S, Texas Tech
10. **ROBERT RILEY** (267), T, Indiana
11. **BRENT PEASE** (295), QB, Montana
12. **KEITH WILLIAMS** (323), DT, Florida

1988 (Drafted Alternately 19th, 15th, 16th, 17th, 18th)

1. **RANDALL McDANIEL** (19), G, Arizona St.
2. (A) NO CHOICE. To Denver for Denver's 2nd, 4th, and 6th choices in 1988.
2. (B) **BRAD EDWARDS** (54), S, South Carolina. Choice from Denver.
3. **AL NOGA** (71), DT, Hawaii
4. (A) NO CHOICE. To New England along with 11th choice in Rich Cannon trade.
4. (B) **TODD KALIS** (108), G, Arizona State. Choice from Denver.
5. **DARRELL FULLINGTON** (124), S, Miami
6. (A) NO CHOICE. Traded to Miami for Greg Koch.
6. (B) **DERRICK WHITE** (164), CB, Oklahoma. Choice from Denver.
7. **BRAD BECKMAN** (183), TE, Nebraska-Omaha
8. **JOE CAIN** (210), LB, Oregon Tech
9. **PAUL MCGOWAN** (237), LB, Florida State
10. **BRIAN HABIB** (264), DT, Washington
11. **NORMAN FLOYD** (296), S, South Carolina. Choice from New England for 9th rounder in 1989.
11. NO CHOICE. Traded to New England in Rich Cannon trade.
12. NO CHOICE. Traded to NY Giants.

1989 (Drafted 24th)

1. NO CHOICE. Traded to Pittsburgh for Mike Merriweather.
2. **DAVID BRAXTON** (52), LB, Wake Forest
3. **JOHN HUNTER** (80), T, BYU
4. **DARRYL INGRAM** (108), TE, California
5. Exercised in 1988 Supplemental Draft for Ryan Bethea, WR, South Carolina
6. **JEFF MIKEL** (163), T, E. Washington
7. **BENJ ROLAND** (191), NT, Auburn
8. **ALEX STEWART** (219), DE, Cal. State-Fullerton
9. NO CHOICE. Traded to New England for 11th choice in 1988.
10. NO CHOICE. Traded to Miami for Greg Koch.
11. **BRAD BAXTER** (393), RB, Alabama State
12. (A) **SHAWN WOODSON** (331), LB, James Madison
12. (B) **EVERETT ROSS** (335), WR/KR, Ohio State. Choice from LA Raiders for Tim Lincecum in 1990.

1990 (Drafted Alternately 23rd, 22nd, 21st)

1. NO CHOICE. Traded to Dallas in Herschel Walker trade.
2. NO CHOICE. Traded to Dallas in Herschel Walker trade.
3. (A) **MIKE JONES** (54), TE, Texas AGM. Choice from Dallas in Herschel Walker trade.
3. (B) **MARION HOBBY** (74), DE, Tennessee
4. **ALONZO HAMPTON** (104), CB, Pittsburgh
5. (A) **REGGIE THORNTON** (116), WR, Bowling Green. Choice from San Diego through Dallas in Herschel Walker trade.
5. (B) **CEDRIC SMITH** (131), RB, Florida
6. NO CHOICE. Traded to Dallas in Herschel Walker trade.
7. **JOHN LEVELIS** (188), LB, C.W. Post
8. **CRAG SCHLICHTING** (214), DE, Wyoming
9. **TERRY ALLEN** (241), RB, Clemson
10. (A) **PAT NEWMAN** (249), WR, Utah St., Choice from Dallas in Herschel Walker trade.
10. (B) **DONALD SMITH** (271), CB, Liberty
11. NO CHOICE. Traded to LA Raiders for 12th choice in 1989.
12. **RON GOETZ** (324), LB, Minnesota

1991 (Drafted Alternately 12th, 11th, 10th, 9th, 8th, 7th)

1. NO CHOICE. Traded to Dallas in Herschel Walker trade.
2. NO CHOICE. Traded to Dallas in Herschel Walker trade.
3. (A) **CARLOS JENKINS** (65), LB, Michigan St.
3. (B) **JAKE REED** (68), WR, Grambling. Choice from Dallas in Herschel Walker trade.
4. **RANDY BALDWIN** (92), RB, Mississippi
5. **CHRIS THOME** (119), C/G, Minnesota
6. NO CHOICE. Traded to L.A. Raiders
7. **TODD SCOTT** (163), S, SW Louisiana. Choice from LA Raiders.
7. (A) **SCOTT REAGAN** (179), DT, Humboldt
7. (B) **TRIPP WELBORNE** (180), S, Michigan. Choice from LA Raiders.
8. **REGGIE JOHNSON** (206), DE, Arizona
9. **GERALD HUDSON** (232), RB, Oklahoma State
10. **BRADY PIERCE** (259), T, Wisconsin
11. **IVAN CAESAR** (286), LB, Boston College
12. **DARREN HUGHES** (313), WR, Carson-Newman

1992 (Drafted Alternately 13th, 12th, 15th, 14th)

1. NO CHOICE. To Dallas in Herschel Walker trade.
2. **ROBERT HARRIS** (39), DE, Southern. Choice from Seattle in Keith Millard trade.
3. NO CHOICE. To Dallas in Herschel Walker trade.
3. NO CHOICE. To Dallas in Herschel Walker trade.
4. **ROY BARKER** (98), DT, North Carolina
5. **ED McDANIEL** (125), LB, Clemson
6. **MIKE GADDIS** (152), RB, Oklahoma
7. **DAVID WILSON** (183), S, California
8. **LUKE FISHER** (210), TE, East Carolina
9. (A) **BRAD JOHNSON** (227), QB, Florida St., Choice from Tampa Bay in Jimmy Williams trade.
9. (B) **RONNIE WEST** (237), WR, Pittsburg St
10. **BRAD CULPEPPER** (264), DT, Florida
11. **CHARLES EVANS** (295), RB, Clark
12. **JOE RANDOLPH** (322), WR, Elon

1993 (Drafted Alternately 21st, 24th, 23rd, 22nd, 21st, 20th)

1. **ROBERT SMITH** (21), RB, Ohio St.
2. **GADRY ISMAIL** (52), WR, Syracuse
3. (A) **JOHN GERAH** (57), G, Penn St., Choice from Seattle in Keith Millard trade.
3. (B) **GILBERT BROWN** (79), DT, Kansas
4. **ASHLEY SHEPPARD** (106), LB, Clemson
5. **EVERETT LINDSAY** (133), T, Mississippi
6. NO CHOICE. Traded to Washington for George Hinkle and Joe Johnson.
7. **GINO TORRETTA** (192), QB, Miami
8. NO CHOICE. Traded to San Francisco for Keith Henderson.

1994 (Drafted Alternately 19th, 18th, 17th, 16th, 20th)

1. (A) **DEWAYNE WASHINGTON** (18), CB, North Carolina St. Choice from Denver in Gary Zimmerman trade.
1. (B) **TODD STEUSSIE** (19), T, California
2. (A) **DAVID PALMER** (40), WR/RB, Alabama. Choice from Atlanta in Chris Doleman trade.
2. (B) NO CHOICE. Compensation choice to Atlanta in Chris Doleman trade.
2. (C) NO CHOICE. To LA Raiders for 2nd and 4th choices in 1994.
2. (D) **FERNANDO SMITH** (55), DE, Jackson St. Choice from L.A. Raiders in exchange of draft picks.
3. NO CHOICE. To Pittsburgh in Adrian Cooper trade.
4. (A) NO CHOICE. To Houston in W. Moon trade.
4. (B) **MIKE WELLS** (125), DT, Iowa. Choice from LA Raiders in exchange of draft picks.
5. (A) **SHELLY HAMMONDS** (134), CB, Penn State. Choice from Washington in Rich Cannon trade.
5. (B) **CHOICE**. To Kansas City in Barry Word trade.
6. (A) **ANDREW JORDAN** (179), TE, Western Carolina. Choice from Denver in Gary Zimmerman trade.
6. (B) NO CHOICE. To Pittsburgh in Adrian Cooper trade.
7. **PETE BERICH** (211), LB, Notre Dame

1995 (Drafted Alternately 24th, 23rd, 25th)

1. (A) **DERRICK ALEXANDER** (11), DE, Florida State. Choice from Denver through Atlanta in Chris Doleman trade.
1. (B) **KOREY STRINGER** (24), T, Ohio State
2. (A) **ORLANDO THOMAS** (42), S, SW Louisiana. Choice from Denver in Gary Zimmerman trade.
2. (B) **CHOICE FULLER** (55), CB, Florida State
3. NO CHOICE. To Houston in Warren Moon trade.
4. (A) **CHAD MAY** (121), QB, Kansas St. Choice from Denver for 4th and 6th choices in 1995.
4. (B) NO CHOICE. Traded to Denver.
5. **JAMES STEWART** (157), RB, Miami
6. (A) NO CHOICE. Traded to Denver.
6. (B) **JOHN SOLOMON** (196), LB, Sam Houston State. Choice from NY Giants in Vencie Glenn trade.
7. (A) **JOSE WHISK** (232), DT, Howard
7. (B) **JASON FISKE** (242), DT, Stanford. Compensatory Selection.

1996 (Drafted Alternately 16th, 15th, 14th, 17th)

1. **DUANE CLEMONS** (16), LB, California
2. **JAMES MANLEY** (45), DT, Vanderbilt
3. **MOE WILLIAMS** (75), RB, Kentucky
4. (A) **HUNTER GOODWIN** (97), TE, Texas AGM. Choice from Arizona in exchange of draft picks.
4. (B) NO CHOICE. Traded to Arizona in exchange of draft picks.
5. (A) **SEAN BOYD** (37), S, North Carolina. Choice from NY Giants in Vencie Glenn trade.
5. (B) NO CHOICE. Traded to Arizona in exchange of draft picks.
6. NO CHOICE. To NY Giants in Vencie Glenn trade.
7. **JON MERRILL** (232), OL, Duke.

1997 (Drafted Alternately 20th, 19th, 18th, 17th, 21st)

1. **DWAYNE RUDD** (20), LB, Alabama
2. **TORRIAN GRAY** (49), S, Virginia Tech
3. **STALIN COLINET** (78), DE, Boston College
4. **ANTONIO BANKS** (113), CB, Virginia Tech
5. **TONY WILLIAMS** (151), DT, Memphis
6. **ROBERT TATE** (183), WR, Cincinnati
7. (A) **ARTIE ULMER** (220), LB, Valdosta St.
7. (B) **MATTHEW HATCHETTE** (235), WR, Langston. Compensatory Selection.

1998 (Drafted Alternately 21st, 20th, 19th, 18th, 21st)

1. **RANDY MOSS** (21), WR, Marshall
2. **KALIEE WONG** (51), LB, Stanford
3. **RAMOS McDONALD** (80), DB, New Mexico
4. **KIVUSAMA MAYS** (110), LB, North Carolina
5. **KERRY COOKS** (144), SS, Iowa
6. **MATT BIRK** (173), DT, Harvard
7. (A) **CHESTER BURNETT** (208), LB, Arizona
7. (B) **TONY DARDEN** (225), CB, Texas Tech. Compensatory Selection.



Jim Kleinsasser, North Dakota

1999 (Drafted 29th)

1. (A) **DAUNTE CULPEPPER** (11), QB, Central Florida. Choice from Washington in Brad Johnson trade.
1. (B) **DIMITRIOS UNDERWOOD** (29), DE, Michigan St.
2. (A) **JIM KLEINSASSER** (44), TE, North Dakota. Choice from Pittsburgh in exchange of draft picks.
2. (B) NO CHOICE. Traded to Pittsburgh in exchange of draft picks.
3. (A) NO CHOICE. Traded to Pittsburgh in exchange of draft picks.
3. (B) NO CHOICE. Traded to New England for Jimmy Hitchcock in 1998.
4. (A) **KENNY WRIGHT** (120), DB, Northwestern St. Choice from Miami for Hunter Goodwin.
4. (B) **JAY HUMPHREY** (127), T, Texas
5. (A) NO CHOICE. Traded to Pittsburgh.
5. (B) **CHRIS JONES** (169), LB, Clemson. Compensatory Selection.
6. (A) **TALANCE SAWYER** (185), DL, UNLV. Choice from Tampa Bay through Baltimore for Everett Lindsay
6. (B) **ANTONIO DALTON** (119), LB, Hampton
7. **NOEL SCARLETT** (236), DL, Langston

2000 (Drafted 26th)

1. **CHRIS HOVAN** (26), DT, Boston College
2. **(A) FRED ROBBINS** (53), DT, Wake Forest. Choice from Washington in Brad Johnson trade.
3. **(B) MICHAEL BOIREAU** (56), DE, Miami (Fla.)
4. **DOUG CHAPMAN** (88), RB, Marshall
5. **(A) ANTONIO WILSON** (106), LB, Texas A&M-Commerce. Choice from Baltimore for Everett Lindsay.
6. **(B) TYRONE CARTER** (118), DB, Minnesota
7. **(A) NO CHOICE.** To Washington in Brad Johnson trade.
8. **(B) TROY WALTERS** (165), WR, Stanford
9. **NO CHOICE.** Traded to Baltimore for Everett Lindsay.
10. **(A) NO CHOICE.** Traded to Cleveland with Stalin Colinet for Jerry Ball in 1999. Compensatory Selection.
11. **(B) MIKE MALANO** (240), C, San Diego St. Compensatory Selection.
12. **(C) GILES COLE** (244), TE, Texas A&M-Kingsville. Compensatory Selection.
13. **(D) LEWIS KELLY** (248), OL, South Carolina St. Compensatory Selection.

2001 (Drafted 27th)

1. **MICHAEL BENNETT** (27), RB, Wisconsin
2. **WILLIE HOWARD** (57), DT, Stanford
3. **(A) ERIC KELLY** (63), CB, Kentucky. Choice from New England in exchange of draft picks.
4. **(B) NO CHOICE.** Traded to New England in exchange of draft picks.
5. **(A) NO CHOICE.** Traded to New England in exchange of draft picks.
6. **(B) SHAWN WORTHEN** (130), DT, TCU.
7. **(C) CEDRIC JAMES** (131), WR, TCU.
8. **PATRICK CHUKWURAH** (157), LB, Wyoming
9. **CAREY SCOTT** (189), CB, Kentucky State
10. **BRIAN CRAWFORD** (225), T, Western Oregon

2002 (Drafted 7th)

1. **BRYANT MCKINNIE** (7), T, Miami (Fla.)
2. **RAONALL SMITH** (38), LB, Washington St.
3. **WILLIE OFFORD** (70), DB, South Carolina
4. **(A) BRIAN WILLIAMS** (103), DB, North Carolina State
5. **(B) ED TA'AMU** (132), G, Utah
6. **NO CHOICE.** Traded to Cleveland for Travis Prentice and Spergon Wynn.
7. **NICK ROGERS** (177), LB, Georgia Tech
8. **CHAD BEASLEY** (218), DT, Virginia Tech

2003 (Drafted 7th)

1. **KEVIN WILLIAMS** (9), DT, Oklahoma State
2. **E.J. HENDERSON** (40), LB, Maryland
3. **NATE BURGESS** (71), WR, Nevada-Reno
4. **ONTERRO SMITH** (105), RB, Oregon
5. **NO CHOICE.** Traded to Cleveland for Everett Lindsay and Stalin Colinet.
6. **(A) EDDIE JOHNSON** (180), P, Idaho State
7. **(B) MICHAEL NATTIEL** (190), LB, Florida. Choice from New Orleans for Todd Bouman.
8. **KEENAN HOWRY** (221), WR, Oregon

2004 (Drafted 19th)

1. **(A) NO CHOICE.** Traded to Miami in exchange of draft picks.
2. **(B) KENECHI UOZEE** (20), DE, USC. Choice from Miami in exchange of draft picks.
3. **(A) DONTARRIOUS THOMAS** (48), LB, Auburn. Choice from New Orleans.
4. **(B) NO CHOICE.** Traded to New Orleans for 2a
5. **(A) NO CHOICE.** To Baltimore for 2a.
6. **DARRION SCOTT** (88), DE, Ohio State. Choice obtained from Baltimore.
7. **(A) NAT DORSEY** (115), T, Georgia Tech
8. **(B) MEWELDE MOORE** (119), RB, Tulane. Choice obtained from Miami in exchange of draft picks.
9. **ROD DAVIS** (155), LB, Southern Mississippi. Choice obtained from Baltimore.
10. **DEANDRE' EILAND** (184), DB, South Carolina
11. **JEFF DUGAN** (227), TE, Maryland

2005 (Drafted 18th)

1. **(A) TROY WILLIAMSON** (7), WR, South Carolina. Choice from Oakland in Randy Moss trade.
2. **(B) ERASMUS JAMES** (18), DE, Wisconsin
3. **MARCUS JOHNSON** (43), G, Mississippi
4. **DUSTIN FOX** (80), S, Ohio State
5. **(A) CIATRICK FASON** (112), RB, Florida. Choice from Washington in exchange of picks.
6. **(B) NO CHOICE.** To Washington for 4a.
7. **NO CHOICE.** Traded to Washington in exchange of draft picks.
8. **C.J. MOSLEY** (191), DT, Missouri
9. **(A) ADRIAN WARD** (219), CB, Texas-El Paso. Choice from Oakland in Randy Moss trade.
10. **(B) NO CHOICE.** To NY Jets in Sam Cowart trade.

2006 (Drafted 17th)

1. **CHAD GREENWAY** (17), LB, Iowa
2. **(A) CEDRIC GRIFFIN** (48), CB, Texas
3. **(B) RYAN COOK** (51), C, New Mexico. Choice from Miami in Dante Cupperer trade.
4. **(C) TARVARIS JACKSON** (64), QB, Alabama State. Choice from Pittsburgh in exchange of picks.

3. **(A) NO CHOICE.** Compensatory selection traded to Pittsburgh in exchange of picks.
4. **(B) NO CHOICE.** Traded to Pittsburgh in exchange of picks.
5. **(A) Traded to Philadelphia for 4b and C Artis Hicks.**
6. **(B) RAY EDWARDS** (127), DE, Purdue. Choice from Philadelphia in exchange of draft picks.
7. **GREG BLUE** (149), S, Georgia
8. **NO CHOICE.** Traded to Philadelphia for Artis Hicks.
9. **NO CHOICE.** Traded to San Diego for G Tonio Fonoti.

2007 (Drafted 7th)

1. **ADRIAN PETERSON** (7), RB, Oklahoma
2. **(A) NO CHOICE.** Pick to Atlanta for 2b and Denver Broncos 4c.
3. **(B) SIDNEY RICE** (44), WR, South Carolina. Choice from Atlanta in exchange of draft picks.
4. **(A) BRIAN ROBISON** (102), DE, Texas. Choice from Tampa Bay in exchange of draft picks.
5. **(B) NO CHOICE.** Traded to Tampa Bay for 4a.
6. **(C) NO CHOICE.** Pick from Denver traded back to Denver for 3 choices in 2008.
7. **AUNDRAE ALLISON** (146), WR, East Carolina.
8. **(A) RUFUS ALEXANDER** (176), LB, Oklahoma. Choice from Denver in exchange of draft picks.
9. **(B) NO CHOICE.** Traded to Tampa Bay for 4a.
10. **(A) TYLER THIGPEN** (217), QB, Coastal Carolina.
11. **(B) CHANDLER WILLIAMS** (233), WR, Florida International. Choice from Denver in exchange of picks.

2008 (Drafted 17th)

1. **NO CHOICE.** Traded to Kansas City for DE Jared Allen.
2. **(A) TYRELL JOHNSON** (43), S, Arkansas State. Choice from Carolina in exchange of draft picks.
3. **(B) NO CHOICE.** Traded to Philadelphia for 2a, 5c.
4. **(A) NO CHOICE.** Traded to Kansas City for DE Jared Allen.
5. **(B) NO CHOICE.** Traded to Kansas City for DE Jared Allen.
6. **NO CHOICE.** Traded to Philadelphia in exchange of draft picks.
7. **(A) JOHN DAVID BOOTY** (137), QB, USC. Choice from Green Bay in exchange of draft picks.
8. **(B) NO CHOICE.** Traded to Green Bay for 5a.
9. **(C) LETROY GUION** (152), DT, Florida State. Choice from Philadelphia in exchange of draft picks.
10. **(A) NO CHOICE.** Traded to Kansas City for Jared Allen and 5b.
11. **(B) JOHN SULLIVAN** (187), C, Notre Dame. Choice from Kansas City in exchange of draft picks.
12. **(C) JAYMAR JOHNSON** (193), WR, Jackson State. Choice from Jacksonville in Troy Williamson trade.
13. **(A) Pick from St. Louis** traded to Green Bay in exchange of draft picks.
14. **(B) NO CHOICE.** Traded to N.Y. Jets in Brooks Bollinger trade.

2009 (Drafted 22nd)

1. **PERCY HARVIN** (22), WR, Florida.
2. **PHIL LOADHOLT** (54), T, Oklahoma.
3. **ASHER ALLEN** (86), CB, Georgia.
4. **NO CHOICE.** Traded to Houston for QB Sage Rosenfels.
5. **(A) JASPER BRINKLEY** (150), LB, South Carolina. Choice from Washington.
6. **(B) NO CHOICE.** Traded to Washington for 5a.
7. **NO CHOICE.** Pick from Washington traded to Philadelphia for Kelly Holcomb.
8. **(A) Choice from Washington** for Erasmus James traded back for 5a.
9. **(B) JAMARCA SANFORD** (231), S, Mississippi.

2010 (Drafted 30th)

1. **NO CHOICE.** Traded to Detroit in exchange of draft picks.
2. **(A) CHRIS COOK** (34), CB, Virginia. Choice from Detroit in exchange of picks.
3. **(B) TOBY GERHART** (51), RB, Stanford. Choice from Houston in exchange of picks.
4. **NO CHOICE.** Traded to Houston for 2b.
5. **(A) EVERSON GRIFFEN** (100), DE, USC. Choice from Detroit in exchange of picks.
6. **(B) NO CHOICE.** Traded to Detroit in exchange of draft picks.
7. **(A) CHRIS DEGEARE** (161), T, Wake Forest
8. **(B) NATE TRIPLETT** (167), LB, Minnesota. Compensatory Selection.
9. **JOE WEBB** (199), QB, UAB.
10. **(A) MICKEY SHULER** (214), TE, Penn State. Choice from Cleveland through Detroit trade for draft picks.
11. **(B) RYAN D'IMPERIO** (237), LB, Rutgers.

2011 (Drafted Alternately 12th, 11th, 9th, 8th, 7th, 13th)

1. **CHRISTIAN PONDER** (12), QB, Florida State
2. **KYLE RUDOLPH** (43), TE, Notre Dame
3. **NO CHOICE.** Traded to New England for Randy Moss.
4. **CHRISTIAN BALLARD** (106), DT, Iowa
5. **(A) BRANDON BURTON** (139), CB, Utah
6. **(B) NO CHOICE.** Traded to Cleveland for 6a and 6b.
7. **(A) DeMARCUS LOVE** (168), DT, Arkansas. Choice

- from Cleveland in exchange of picks.
6. **(B) MISTRAL RAYMOND** (170), S, South Florida. Choice from Cleveland in exchange of picks.
7. **(C) BRANDON FUSCO** (172), C, Slippery Rock
8. **(D) ROSS HUMAN** (200), LB, Ohio State. Compensatory Selection.
9. **(A) DAUNDEE REED** (215), DE, Arizona.
10. **(B) STEPHEN BURTON** (236), WR, West Texas A&M. Compensatory Selection.

2012 (Drafted 3rd)

1. **NO CHOICE.** Traded to Cleveland in exchange of draft picks.
2. **(B) MATT KALIL** (4), T, USC. Choice from Cleveland for 1A.
3. **(C) HARRISON SMITH** (29), S, Notre Dame. Choice from Baltimore for 2 and 4A.
4. **NO CHOICE.** Traded to Baltimore for 1C.
5. **JOSH ROBINSON** (66), CB, Central Florida
6. **NO CHOICE.** Traded to Baltimore for 1C.
7. **(B) JARIUS WRIGHT** (118), WR, Arkansas. Choice from Cleveland for 1A.
8. **(C) RHETT ELLISON** (128), TE, USC. Compensatory Selection.
9. **(D) GREG CHILDS** (134), WR, Arkansas. Compensatory Selection.
10. **NO CHOICE.** Traded to Detroit for 7c and 4th in '13
11. **(B) ROBERT BLANTON** (139), DB, Notre Dame. Choice from Cleveland for 1A.
12. **(A) NO CHOICE.** Traded to Washington for D. McNabb
13. **(B) BLAIR WALSH** (175), K, Georgia. Choice from Cleveland in Jayme Mitchell trade.
14. **(A) AUDIE COLE** (210), LB, North Carolina St.
15. **NO CHOICE.** Traded to Tennessee for 7th in '13. Choice from Cleveland for 1A.
16. **(C) TREVOR GUYTON** (219), DL, California. Choice from Detroit for 5A.
17. **(D) NO CHOICE.** Traded to Detroit for 5A and 4th in '13. Choice from New England for Randy Moss.

2013 (Drafted 23rd)

1. **(A) SHARRIF FLOYD** (23), DT, Florida.
2. **(B) XAVIER RHODES** (25), CB, Florida State. Choice from Seattle for Percy Harvin.
3. **(C) CORDARRELLE PATTERSON** (23), WR, Tennessee. Choice from New England for 2, 3, 4a, 7c.
4. **NO CHOICE.** Traded to New England for 1C.
5. **NO CHOICE.** Traded to New England for 1C.
6. **(A) NO CHOICE.** Traded to New England for 1C.
7. **(B) GERALD HODGES** (200), LB, Penn State.
8. **JEFF LOCKE** (155), P, UCLA.
9. **(A) NO CHOICE.** Traded to Tampa Bay for 6B, 7D.
10. **(B) JEFF BACA** (196), G, UCLA. Choice from Tampa Bay for 6A.
11. **(A) MICHAEL MAUTI** (213), LB, Penn State.
12. **(B) TRAVIS BOND** (214), G, North Carolina. Choice from Seattle for Percy Harvin.
13. **(C) NO CHOICE.** Traded to New England for 1C.
14. **NO CHOICE.** Traded to Seattle for 1C.
15. **(D) EVERETT DAWKINS** (227), DT, Florida State.

2014 (Drafted 8th)

1. **(A) NO CHOICE.** Traded to Cleveland for 1B and 5A.
2. **(B) ANTHONY BARR** (9), LB, UCLA. Choice from Cleveland for 1A.
3. **(C) TEDDY BRIDGEWATER** (32), QB, Louisville. Choice from Seattle for 2 and 4.
4. **NO CHOICE.** Traded to Seattle for 1C.
5. **(A) SCOTT CRICHTON** (72), DE, Oregon State.
6. **(B) JERICK MCKINNON** (36), RB, Georgia Southern. Choice from Seattle for Percy Harvin.
7. **NO CHOICE.** Traded to Seattle for 1C.
8. **(A) DAVID YANKEE** (45), G, Stanford. Choice from Cleveland for 1A.
9. **(B) NO CHOICE.** Traded to Carolina for 5C and 7C.
10. **(C) NO CHOICE.** Traded to Atlanta for 6A and 7A.
11. **(A) ANTONIO EXUM** (182), S, Virginia Tech. Choice from Atlanta for 5C.
12. **(B) KENDALL JAMES** (184), CB, Maine.
13. **(A) SHAMAR STEPHEN** (220), DT, Connecticut. Choice from Atlanta for 5C.
14. **(B) BRANDON WATTS** (223), LB, Georgia Tech.
15. **(C) JABARI PACE** (225), CB, North Carolina. Choice from Carolina for 5B.

2015 (Drafted alternately 11th, 13th, 12th)

1. **TRAE WAYNES** (11), CB, Michigan State.
2. **ERIC KENDRICKS** (45), LB, UCLA.
3. **(A) NO CHOICE.** Traded to Kansas City for 3b and 5c.
4. **(B) NO CHOICE.** Traded to Detroit for 3c and 5b.
5. **(C) DANIELLE HUNTER** (88), DE, LSU. Choice from Detroit for 3b.
6. **TJ. CLEMMINGS** (110), T, Pittsburgh.
7. **(A) NO CHOICE.** Traded to Atlanta for 5c and 6a.
8. **Choice from Buffalo** via Tampa Bay for Matt Cassel.
9. **(B) MYCOLE PRUITT** (143), TE, Southern Illinois. Choice from Detroit for 3b.
10. **(C) STEFON DIGGS** (146), WR, Maryland. Choice from Atlanta for 5a.
11. **(D) NO CHOICE.** Traded to Miami for Mike Wallace and 7b.
12. **(A) TYRUS THOMPSON** (185), T, Oklahoma. Choice

- from Atlanta for 5a.
6. (B) NO CHOICE. Traded to Buffalo for 5a and Matt Cassel.
6. (C) B.J. DUBOSE (193), DE, Louisville. Choice from Kansas City for 3a.
7. (A) AUSTIN SHEPHERD (228), T, Alabama.
7. (B) EDMOND ROBINSON (232), LB, Newberry. Choice from Miami for Mike Wallace.

2016 (Drafted 23rd)

1. LAQUON TREADWELL (23), WR, Mississippi.
2. MACKENSIE ALEXANDER (54), CB, Clemson.
3. NO CHOICE. Traded to Miami for 6b, 3rd and 4th (Conditional) in 2017.
4. WILLIE BEAVERS (121), T, Western Michigan.
5. KENTRELL BOHRINGER (160), LB, Missouri (160).
6. (A) MORTIZ BOHRINGER (180), WR, No College. Choice from San Francisco for Gerald Hodges.
6. (B) NO CHOICE. Traded to Miami for 6d (196) and 7a (227). Choice from Miami for 3rd.
6. (C) DAVID MORGAN (188), TE, Texas-San Antonio. Choice from Philadelphia for 6d and 7b.
6. (D) NO CHOICE. Traded to Philadelphia for 6c (195). Choice from Miami for 6b.
7. (A) STEPHEN WEATHERLY (227), LB, Vanderbilt. Choice from Miami for 6b.
7. (B) NO CHOICE. Traded to Philadelphia for 6c.
7. (C) JAYRON KEARSE (244), S, Clemson.

2017 (Drafted 14th/15th)

1. NO CHOICE. Traded to Philadelphia for QB Sam Bradford in 2016.
2. (A) DALVIN COOK (41), RB, Florida State. Choice from Cincinnati for 2b and 4c.
2. (B) NO CHOICE. Traded to Cincinnati for 2a.
3. (A) PAT EFLFLEIN (70), C, Ohio State. Choice from NY Jets for 3b and 5a.
3. (B) NO CHOICE. Traded to NY Jets for 3a.
3. (C) NO CHOICE. Traded to Kansas City for 3d, 4d, and 7e. Choice from Miami for 3rd in 2016.
3. (D) NO CHOICE. Traded to San Francisco for 4a. Choice from Kansas City for 4c.
4. (A) JALEEL JOHNSON (109), DT, Iowa. Choice from San Francisco for 3d.
4. (B) BEN GEDEON (120), LB, Michigan.
4. (C) NO CHOICE. Traded to Cincinnati for 2a.
4. (D) NO CHOICE. Traded to Philadelphia for 4e and 7c. Choice from Kansas City for 3c.
4. (E) NO CHOICE. Traded to Kansas City for 5b and 5c. Choice from Philadelphia for 4c.
5. (A) NO CHOICE. Traded to NY Jets for 3a.
5. (B) RODNEY ADAMS (170), WR, South Florida. Choice from Kansas City for 4e.
5. (C) DANNY ISIDORA (180), G, Miami. Choice from Kansas City for 4e.
6. (A) NO CHOICE. Traded to Washington for 6b and 7a.
6. (B) BUCKY HODGES (201), TE, Virginia Tech. Choice from Washington for 6a.
7. (A) STACY COLEY (219), WR, Miami. Choice from San Francisco for 4d.
7. (B) IFEADI ODENIGBO (220), DE, Northwestern. Choice from Washington for 6a.
7. (C) NO CHOICE. Traded to Washington for 6b and 7b. Choice from Philadelphia for 4d.
7. (D) ELIJAH LEE (232), LB, Kansas State.
7. (E) JACK TOCHO (245), CB, North Carolina State. Choice from Kansas City for 3c.

2018 (Drafted 30th)

1. MIKE HUGHES (30), CB, Central Florida.
2. BRIAN O'NEILL (62), T, Pittsburgh.
3. NO CHOICE. Traded to Tampa Bay for 4a.
4. JALYN HOLMES (102), DE, Ohio State. Choice from Tampa Bay for 3.
5. (A) TYLER CONKLIN (157), TE, Central Michigan. Choice from NY Jets for 6a.
5. (B) DANIEL CARLSON (167), K, Auburn. Choice from NY Jets.
6. (A) NO CHOICE. Traded to NY Jets.
6. (B) COLBY GOSSETT (213), G, Appalachian State.
6. (C) ADE ARUNA (218), DE, Tulane.
6. (D) DEVALE DOWNS (225), LB, California. Choice from NY Jets.
7. (B) NO CHOICE. Traded to Seattle.

2019 (Drafted 18th)

1. GARRETT BRADBURY (18), C, North Carolina St.
2. IRV SMITH, JR. (50), TE, Alabama.
3. (A) NO CHOICE. Traded to Detroit for 3b.
3. (B) ALEXANDER MATTISON (102), RB, Boise State. Choice from Baltimore.
4. (A) DRU SAMIA (114), G, Oklahoma. Choice from Seattle.
4. (B) NO CHOICE.
4. (C) NO CHOICE. Traded to Seattle for 4a and 6d.
5. (A) NO CHOICE. Traded to Denver.
5. (B) CAMERON SMITH (162), LB, USC. Choice from New England.
6. (A) ARNON WATTS (190), DT, Arkansas.
6. (B) MARCUS EPPS (191), DB, Wyoming. Choice from Baltimore.
6. (C) OLISAEMEKA UDOH (193), T, Elon. Choice from Baltimore.
7. (A) KRIS BOYD (217), CB, Texas. Choice from NY Jets.
7. (B) NO CHOICE. Traded to NY Giants.
7. (C) DILLON MITCHELL (239), WR, Oregon. Choice from New England.
7. (D) OLABISI JOHNSON (247), WR, Colorado St.
7. (E) AUSTIN CUTTING (250), LS, Air Force.

2020 (Drafted 25th)

1. (A) JUSTIN JEFFERSON (22), WR, LSU. Choice from Buffalo for Stefan Diggs.
1. (B) JEFF GLADNEY (31), CB, TCU. Choice from San Francisco in exchange of picks.
2. EZRA CLEVELAND (38), T, Boise State.
3. CAMERON DANTZLER (89), CB, Mississippi St.
4. (A) D.J. WUNNUM (117), DE, South Carolina. Choice from San Francisco in exchange of picks.
4. (B) JAMES LYNCH (130), DE, Baylor. Choice from New Orleans.
4. (C) TROY DYE (132), LB, Oregon.
5. (A) HARRISON HAND (169), CB, Temple. Choice from New Orleans.
5. (B) K.J. OSBORN (176), WR, Miami. Choice from San Francisco.
6. (A) BLAKE BRANDEL (203), T, Oregon State. Choice from New Orleans.
6. (B) JOSH METTELUS (205), S, Michigan.
6. (C) KENNY WILLEKES (225), DE, Michigan State. Choice from NY Jets through Baltimore.
7. (B) NATE STANLEY (244), QB, Iowa. Choice from Green Bay through Cleveland and New Orleans.
7. (C) BRIAN COLE II (249), S, Mississippi St.
7. (D) KYLE HINTON (253), G, Washburn.


2021 (Drafted 14th)

1. NO CHOICE (14). Traded to NY Jets for 1, 3a, 3d and 4d.
1. CHRISTIAN DARRISAW (23), T, Virginia Tech. Choice from NY Jets in exchange of picks.
2. NO CHOICE. Traded to Jacksonville for Yannick Ngakoue.
3. (A) KELLEN MOND (66), QB, Texas A&M. Choice from NY Jets in exchange of picks.
3. (B) CHAZZ SWANNETT (78), LB, North Carolina. Choice from San Francisco in exchange of picks.
3. (C) WYATT DAVIS (86), G, Ohio State. Choice from NY Jets in exchange of picks.
3. (D) PATRICK JONES (90), DE, Pittsburgh. Choice from Baltimore for Yannick Ngakoue.
4. (A) KENE HWANGWU (119), RB, Iowa State.
4. (B) CAMRYN BYNUM (125), S, California. Choice from Chicago.
4. (C) JANARIUS ROBINSON (134), DE, Florida State. Choice from Buffalo.
4. (D) NO CHOICE. Traded to Las Vegas in exchange of picks.
5. (A) HMIIR SMITH-MARSETTE (157), WR, Iowa.
5. (B) ZACH DAVIDSON (168), TE, Central Missouri. Choice from Pittsburgh through Baltimore for Yannick Ngakoue.
6. (A) JAVLEN TIVYMAN (199), DT, Pittsburgh.
6. (B) NO CHOICE. Traded to Arizona for Mason Cole.
7. Choice forfeited.

2022 (Drafted 12th)

1. (A) NO CHOICE (12). Traded to Detroit for #32, #34 and #66.
1. (B) LEWIS CINE (32), S, Georgia. Choice from Detroit in exchange of picks.
2. (A) No Choice (34). Traded to Green Bay for picks #53 and #59.
2. (B) ANDREW BOOTH, JR. (42), CB, CLEMSON. Choice from Indianapolis in exchange for picks #53, #77 and #92.
2. (C) CHOICE (56). Traded to Detroit in exchange for picks #32, #34 and #66.
2. (D) NO CHOICE (53). Traded to Indianapolis in exchange of picks.
3. (A) ED INGRAM. (59), G, LSU. Choice from Green Bay in exchange for pick #34.
3. (B) BRIAN ASAMOAH (66), LB, Oklahoma. Choice from Detroit in exchange for picks #12 and #46.
4. (A) NO CHOICE (77). Traded to Indianapolis in exchange of picks.
4. (B) NO CHOICE (117). Traded to NY Jets in exchange for TE Chris Herndon on 9/1/21.
4. (C) AKAYLEB EVANS (118), CB, Missouri. Choice from Cleveland in exchange for #156 and 2023 4th Round pick.
4. (D) NO CHOICE (122). Traded to Las Vegas in exchange of picks.
4. (E) NO CHOICE (126). Traded to Las Vegas in exchange of picks.
5. (A) NO CHOICE (156). Traded to Cleveland in exchange of picks.
5. (B) NO CHOICE (157). Traded to Jacksonville for DE Yannick Ngakoue.
5. (C) ESEZI OTOMOWO (165), DE, Minnesota. Choice from Las Vegas in exchange of picks.
5. (D) TY CHANDLER (169), RB, NORTH CAROLINA. Choice from Las Vegas in exchange of picks.
6. (A) VEDERIAN LOWE (184), T, Illinois. Choice from NY Jets in trade for TE Chris Herndon.
6. (B) JALEN NAILOR (191), WR, MICHIGAN STATE. Choice from Kansas City in Mike Hughes trade.
6. (C) NO CHOICE. Traded to Indianapolis in exchange of picks.
7. (A) NICK MUSE (227), TE, SOUTH CAROLINA. Choice from Las Vegas in exchange of picks.
7. (B) NO CHOICE (233). Traded to Kansas City in exchange of picks.
7. (C) NO CHOICE (250). Traded to Las Vegas in exchange of picks.

BOLD denotes players who made the Vikings active roster at some point in their career.



The NFL Draft has changed tremendously over the years. Pictured, Bud Grant works through the 1973 Draft that produced Rookie of the Year RB Chuck Foreman out of Miami with the #12 overall selection.



PRO FOOTBALL HALL OF FAME ENSHRINEES




STEVE HUTCHINSON

Guard...6' 4" 313 lbs...Michigan...12 seasons: Seattle Seahawks (2001-05), Minnesota Vikings (2006-11), Tennessee Titans (2012)...Played in 169 regular season games and 8 playoff contests (177 total), starting them all, including 89 regular season and 3 playoffs with the Vikings...Blocked for a 1,000-yard rusher in 11 of 12 seasons...Blocked for NFL's leading rusher twice- Shaun Alexander in 2005 and Peterson in 2008...Blocked for a 100+ rusher in 72 games and a 200+ rusher 3 times, including Peterson setting the NFL record with 296 yards vs. San Diego in 2007... Named to the NFL's Team of the Decade for the 2000s...Earned 1st-Team Associated Press All-Pro 5 times (2003, '05, '07, '08, '09) and 2nd-Team twice (2004, '06) and went to 7 consecutive Pro Bowls (2003-09)...Named to All-Rookie team in 2001...Drafted in 2001, #17 overall, by Seattle...Born November 1, 1977 in Ft. Lauderdale, FL... The 2020 Hall of Fame induction ceremony was postponed until 8/7/21...Other modern era induction class members: Steve Atwater, Isaac Bruce, Edgerrin James, Troy Polamalu.



RANDY MOSS

Wide Receiver...6' 4" 198 lbs...Marshall...14 seasons: Minnesota Vikings (1998-04, '10), Oakland Raiders (2005-06), New England Patriots (2007-10), Tennessee Titans (2010), San Francisco 49ers (2012)...Played in 213 career games with 193 starts, 113 and 108 of those with the Vikings...Ranks 2nd in NFL history with 156 TD catches, 4th with 15,292 yards receiving and 15th with 982 catches...Holds NFL record with 23 TD catches in 2007...Went to 6 Pro Bowls (1998, '99, '00, '02, '03) and earned 4 All-Pro honors (1998, '00, '03, '07)...Named to the NFL's Team of the Decade for the 2000s...NFL AP Offensive Rookie of the Year in 1998 and set NFL record for TD catches by a rookie with 17...Ranks 2nd in NFL history with 10 career 1,000-yard seasons and 3rd with 64 career 100-yard games...Threw 2 career TD passes, scored a punt return TD and had 4 career 2-pt. conversions...Drafted in 1998, #21 overall, by Vikings...Inducted into Pro Football Hall of Fame on August 4, 2018...Born February 13, 1977 in Rand, WV...Presented by Thaddeus Moss...Other induction class members: Bobby Beathard, Robert Brazile, Brian Dawkins, Jerry Kramer, Ray Lewis, Terrell Owens, Brian Urlacher.



MICK TINGELHOFF

Center...6' 2" 237 lbs...Nebraska...17 seasons: Minnesota Vikings (1962-1978)...Played in and started 240 consecutive games, never missing a start in his 17 seasons...Named All-Pro 7 consecutive years...Played in 6 straight Pro Bowls...Named to the 1,000-Yard Club in 1969, honoring the NFL's top blocker...Started at center in four Super Bowls (IV, VIII, IX, XI)...Signed with the Vikings as a rookie free agent in 1962, taking over starting duties at C in the 2nd preseason game until his retirement following the 1978 season...Born May 22, 1940 in Lexington, NE...Died September 11, 2021...Inducted in Vikings Ring of Honor November 25, 2001...Inducted into the Pro Football Hall of Fame on August 8, 2015...Presented by Fran Tarkenton...Other induction class members: Jerome Bettis, Tim Brown, Charles Haley, Bill Polian, Junior Seau, Will Shields and Ron Wolf.



CRIS CARTER

Wide Receiver...6' 3" 210 lbs...Ohio State...16 seasons: Philadelphia Eagles (1987-89), Minnesota Vikings (1990-2001), Miami Dolphins (2002)...Played 234 career games, including 188 games and 177 starts as a Viking...At his retirement in 2002, ranked 2nd in NFL history with 1,101 receptions and 130 TDs...Ended career with 13,899 yards...In 8 consecutive Pro Bowls, 1993-2000...Named 1990s All-Decade...Played on only 2 teams with losing records...Holds Vikings records with 1,004 receptions, 110 TD catches and 12,383 yards...NFL's Walter Payton Man of the Year in 1999 and Byron Whizzer White Award winner from the NFLPA...Named to 50 Greatest Vikings team in 2010...Inducted into Vikings Ring of Honor on September 14, 2003...Acquired by Vikings off waivers from Philadelphia in 1990...Born November 25, 1965 in Troy, OH...Inducted to Hall of Fame August 3, 2013...Presented by his son, Duron Carter...Other induction class members: Larry Allen, Curley Culp, Jonathan Ogden, Bill Parcells, Dave Robinson, Warren Sapp.



CHRIS DOLEMAN

Defensive End...6' 5" 262 lbs...Pittsburgh...15 seasons: Minnesota Vikings (1985-93, '99), Atlanta Falcons (1994-95), San Francisco (1996-98)...Selected to 8 career Pro Bowls, 6 with Minnesota (1987-90, '92-93) and 1 each with Atlanta ('95) and San Francisco ('97)...Named 1st or 2nd-Team All-Pro 5 times...Named to NFL Team of the Decade for the 1990s...Ranks 5th in NFL history with 150.5 sacks...Played on 4 #1-ranked defenses in the NFL- Minnesota (1988, '89, '93) and San Francisco ('97)...Started all 17 playoff games he was in...Led NFL in 1989 with 21.0 sacks, 2nd in Vikings history...Selected with #4 choice in 1985 NFL Draft...Had 3 losing seasons in his 15-year career...Inducted into Vikings Ring of Honor in 2011...Inducted into the Pro Football Hall of Fame on August 4, 2012...Born October 16, 1961...Died January 28, 2020...Presented by his son, Evan Doelman...Other induction class members: Jack Butler, Demontii Dawson, Cortez Kennedy, Curtis Martin and Willie Roaf.



JOHN RANDLE

Defensive Tackle...6' 1" 283 lbs...Texas A&M...14 seasons: Minnesota Vikings (1990-2000), Seattle Seahawks (2001-03)...Started 6-straight Pro Bowls for the NFC (1993-98) and went to the Pro Bowl with the Seahawks in 2001...Named to All-Decade team for 1990s...Led or tied for the team lead 9 times in his 11 Vikings seasons and had 10+ sacks in 8 straight seasons from 1993-2000...Started 150 of the 176 games he played for the Vikings...Leads all DTs in NFL history with 137.5 career sacks...His 114.0 sacks ranks 3rd in Vikings history and most by DT...Signed with Vikings as an undrafted rookie free agent in 1990...Inducted into College Football Hall of Fame for his Texas A&M career...Born December 12, 1967, in Hearne, TX...Inducted into the Vikings Ring of Honor on November 30, 2008...Inducted into the Pro Football Hall of Fame on August 7, 2010...Presented by John Teerlinck...Other induction class members: Russ Grimm, Rickey Jackson, Dick LeBeau, Floyd Little, Jerry Rice and Emmitt Smith.



RANDALL MCDANIEL

Guard...6' 3" 287 lbs...Arizona State...14 seasons: Minnesota Vikings (1988-99), Tampa Bay Buccaneers (2000-01)...Started 12 consecutive Pro Bowls (1989-2000), setting an NFL record...Started 202 consecutive games in his career...Blocked for five 1,000-yard rushers in his career and four 3,000-yard passers...Earned spot on Pro Football Hall of Fame's Team of the Decade for the 1990s...His 190 games played as a Viking is tied for 7th in team history with offensive tackle Grady Alderman...Selected with the 19th overall pick in the 1988 NFL Draft...Born December 19, 1964, in Phoenix, AZ...Inducted into the Vikings Ring of Honor on December 17, 2006...Inducted August 8, 2009...Presented by O.K. Fulton...Other induction class members: Bob Hayes, Bruce Smith, Derrick Thomas, Ralph Wilson Jr. and Rod Woodson.



GARY ZIMMERMAN

Tackle...6' 6" 294 lbs...Oregon...14 seasons: LA Express (1984-85), Minnesota Vikings (1986-92), Denver Broncos (1993-97)...Played and started 108 games for the Vikings...Played in 184 career NFL games...Named All-Pro 8 times, including 3 with Minnesota in 1988, '89 and '92...Selected to 7 Pro Bowls, including 1987-89, '92 with the Vikings...Originally selected in the 1st round of the 1984 Supplemental Draft by NY Giants and in 1984 USFL Draft by LA Express where he spent 1984 and '85 seasons...Vikings acquired his rights via trade with NY Giants in 1986...Helped Vikings to 1987 NFC Championship game...Traded to Denver in 1993 preseason...Won Super Bowl XXXII with Denver...Named to NFL All-Decade teams for 1980s and 1990s...Born December 13, 1961, in Fullerton, CA...Inducted August 2, 2008...Presented by Pat Bowlen...Other induction class members: Fred Dean, Darrell Green, Art Monk, Emmitt Thomas, Andre Tippett.



CARL ELLER

Defensive End...6' 5" 250 lbs...Minnesota...16 seasons: Minnesota Vikings (1964-1978), Seattle Seahawks (1979)...Played in 209 and started 201 games as a Viking, joining Jim Marshall and Mick Tingelhoff as the only players in team history to start 200+ games...Played in 225 career NFL games...Named All-Pro 5 times, including 4 straight from 1968-71...Played in 6 Pro Bowls, 1968-71, 73-74...Started at left defensive end in four Super Bowls (IV, VIII, IX, XI)...Vikings won the NFC Central in 10 of his final 11 seasons with the team...Vikings career record holder with 130.0 sacks...Had 1+ sacks in team-record 94 career games and is the only Viking to post 15+ sacks in a season multiple times...Selected with the 6th overall pick in the NFL Draft in 1964...Born January 25, 1942, in Winston-Salem, NC...Inducted August 8, 2004...Presented by Regis Eller...Other induction class members: Bob Brown, John Elway, Barry Sanders.




RON YARY

Tackle...6' 5" 255 lbs...Southern California...15 seasons: Minnesota Vikings (1968-1981), Los Angeles Rams (1982)...Drafted by Minnesota with the 1st overall pick in 1968...Took over the Vikings right tackle spot midway through the 1969 season and was a fixture there for the rest of his career...Was named All-Pro 6 consecutive times...Was All-NFC 8 straight seasons...Played in 7 Pro Bowls...Started at right tackle in Super Bowls IV, VII, IX, XI...Missed only 2 games in his career with injuries due to a broken ankle in 1980 but came back to play with the injury for the rest of the season...His blend of size, speed and strength was unique at the time and ushered in a new era of offensive line play...Born July 16, 1946, in Chicago, IL...Inducted into the Hall of Fame August 4, 2001...Presented by John Michels...Other induction class members: Nick Buoniconti, Marv Levy, Mike Munchak, Jackie Slater, Lynn Swann, Jack Youngblood.



PAUL KRAUSE

Safety...6' 3" 200 lbs...Iowa...16 seasons: Washington Redskins (1964-1967) and Minnesota Vikings (1968-1979)...Second-round pick by Washington Redskins, 1964...Led NFL in interceptions with 12 as a rookie and was named 1st-team All Pro...In his 1st season as a Viking he intercepted passes in 6 consecutive games...Still the all-time NFL leader in interceptions with 81...Also ranks 3rd all-time with 1,185 career yards on interception returns...His 10 interceptions in 1975 remains a club record...Played in 8 Pro Bowls...Started at safety in 4 Super Bowls (IV, VIII, IX, XI)...Voted All-NFL 4 times and All-NFC 5 times...Born February 19, 1942, in Flint, MI...Inducted into the Pro Football Hall of Fame August 1, 1998...Presented by Jerry Burns...Other induction class members: Tommy McDonald, Anthony Munoz, Mike Singletary, Dwight Stephenson.



JIM FINKS

Administrator...Tulsa...22 seasons: Minnesota Vikings (1964-1973), Chicago Bears (1974-1982), New Orleans Saints (1986-1993)...Served as Vikings general manager and vice president...Hired Bud Grant in 1967 from the CFL...Finks helped the Vikings win 5 NFC Central Division crowns...Vikings appeared in Super Bowls IV and VIII under Finks' guidance...Developed Vikings, Bears and Saints, all teams with losing records, into winners...1973 NFL Executive of the Year...Long-time member of the NFL competition committee...Played DB/QB for the Pittsburgh Steelers (1949-1955)...Born August 31, 1927, in St. Louis, MO...Died May 8, 1994...Inducted posthumously into the Hall of Fame July 29, 1995...Represented by his son, Jim Finks, Jr...Presented by Edward W. McCaskey...Other induction class members: Henry Jordan, Steve Largent, Lee Roy Selmon, Kellen Winslow.



BUD GRANT

Head Coach...Minnesota...18 seasons: Minnesota Vikings (1967-1983, 1985)...NFL regular season coaching record 158-96-5...Had 10-12 mark in postseason play...Led Vikings to 11 NFC/NFL divisional championships, claiming titles in 1968-71, 1973-78, 1980...Led team to 1969 NFL title...National Football Conference Champions 1973, 1974, 1976...His Vikings teams played in Super Bowls IV, VIII, IX, XI...First person to be elected to both the Pro Football Hall of Fame and the Canadian Football League Hall of Fame (May 13, 1983)...In 28 seasons as a head coach, won a total of 290 football games...1969 NFL Coach of the Year...Came to the Vikings after a 10-year tenure (102-56-2) with the Winnipeg Blue Bombers in the Canadian Football League...Led Blue Bombers to 6 Western Conference championships...Grant brought the Bombers to 6 Grey Cups, winning the CFL Championship 4 times 1958, 1959, 1961 and 1962...Played 6 years of professional football, 2 with Philadelphia Eagles (1951-52) and 4 with the Winnipeg Blue Bombers (1953-1956)...Holds pro football record for most interceptions in a game with 5 vs. Saskatchewan (10/28/53)...Played 2 seasons with the NBA's Minneapolis Lakers (1949-1951) and won the 1949-50 NBA Championship with a 51-17 record...At an unveiling ceremony on December 1, 2014, the Vikings and the city of Minneapolis honored former Grant with a street named in his honor outside of U.S. Bank Stadium...Born May 20, 1927, in Superior, WI...Inducted

into the Pro Football Hall of Fame July 30, 1994...Presented by Sid Hartman...Other induction class members: Tony Dorsett, Jimmy Johnson, Leroy Kelly, Jackie Smith, Randy White.



ALAN PAGE

Defensive Tackle...6' 4" 225 lbs...Notre Dame...15 seasons: Minnesota Vikings (1967-1978), Chicago Bears (1978-1981)...Consensus All-America, 1966...First-round pick, 1967...Played in 236 straight games, including 4 Super Bowls (IV, VIII, IX, XI)...Named NFL Most Valuable Player 1971...Four-time NFC Defensive Player of the Year...All NFL/NFC 9 years...Played in 9 Pro Bowls...Career marks: 23 opponent fumble recoveries...Blocked 28 kicks...Recorded 148.5 sacks...Retired justice on the Minnesota Supreme Court...Remains active in the Twin Cities community through the Page Education Foundation...Born August 7, 1945, in Canton, OH...Inducted into the Hall of Fame July 30, 1988...Presented by Minneapolis public schools principal Willarene Beasley...Other HOF induction class members: Fred Biletnikoff, Mike Ditka, Jack Ham.



FRAN TARKENTON

Quarterback...6' 0" 185 lbs...Georgia...18 seasons: Minnesota Vikings (1961-66, 1972-78) New York Giants (1967-1971)...Third-round pick, 1961...An instant star with 4 TD passes coming off the bench to beat the Bears 37-13 in the 1st game in franchise history vs. Chicago (9/17/61)...Dealt to New York Giants in 1967 and back to the Vikings in 1972 in stunning trades...At retirement, led lifetime NFL passers in attempts (6,467), completions (3,686), passing yards (47,003), TD passes (342)...1975 NFL Most Valuable Player...Rushed for 3,674 yards, 32 touchdowns...Led Vikings to 3 Super Bowls (VIII, IX, XI)...A 4-time All-NFL selection...Played in 9 Pro Bowls...Born February 3, 1940, in Richmond, VA...Inducted into Hall of Fame August 2, 1986...Presented by Max Winter...Other induction class members: Paul Hornung, Ken Houston, Willie Lanier, Doak Walker.

OTHERS WHO PLAYED OR COACHED FOR THE VIKINGS IN THE PRO FOOTBALL HALL OF FAME

Player, Position, w/Vikings	Inducted HOF
Hugh McElhenny, Halfback, 1961-62	1970
Norm Van Brocklin, Head Coach, 1961-66	1971
Jim Langer, Center, 1980-81	1987
Dave Casper, Tight End, 1983	2002
Jan Stenerud, Kicker, 1984-85	1991
Tony Dungy, Defensive Coordinator, 1992-95	2016
Warren Moon, Quarterback, 1994-96	2006
Emmitt Thomas, Defensive Coordinator, 2000-2001	2008
Morten Andersen, Kicker, 2004	2017
Brett Favre, Quarterback, 2009-10	2016
Mike Singletary, LB Coach, Special Assistant to the Head Coach, 2011-13	1998



TONY DUNGY



WARREN MOON



JAN STENERUD

MINNESOTA VIKINGS RING OF HONOR

The Ring of Honor recognizes Vikings legends for their contributions to the success of the team on and off the field. Members of the Ring of Honor forever live in Vikings lore.



FRAN TARKENTON

Quarterback...6' 0" 185 lbs....Georgia...18 seasons: Minnesota Vikings (1961-66, 1972-78) New York Giants (1967-1971)...Third-round pick, 1961...An instant star with 4 TD passes coming off the bench to beat the Bears 37-13 in the 1st game in franchise history vs. Chicago (9/17/61)...Dealt to New York Giants in 1967 and back to the Vikings in 1972 in stunning trades...At retirement, led lifetime NFL passers in attempts (6,467), completions (3,686), passing yards (47,003), TD passes (342)...1975 NFL Most Valuable Player...Rushed for 3,674 yards, 32 touchdowns...Led Vikings to 3 Super Bowls (VIII, IX, XI)...A 4-time All-NFL selection...Played in 9 Pro Bowls...Member of 50 Greatest Vikings team named in 2010...Born February 3, 1940, in Richmond, VA...Inducted into the Vikings Ring of Honor on September 9, 1998.



ALAN PACE

Defensive Tackle...6' 4" 225 lbs...Notre Dame...15 seasons: Minnesota Vikings (1967-1978), Chicago Bears (1978-1981)...First-round pick, 1967, 15th player selected...Played in 236 straight games, including 4 Super Bowls (IV, VIII, IX, XI)...Named NFL Most Valuable Player by Associated Press in 1971, the 1st defensive player to ever win the award...A 4-time NFC Defensive Player of the Year...All NFL/NFC 9 years...Played in nine Pro Bowls...Career marks: 23 opponent fumble recoveries...Blocked 28 kicks...Recorded 148.5 sacks...Leads all Vikings defensive linemen with 1,120 career tackles...Member of 50 Greatest Vikings team named in 2010...Retired in 2013 from the Minnesota Supreme Court...Active in the Twin Cities community through the Page Education Foundation...Born August 7, 1945, in Canton, OH...Inducted into the Vikings Ring of Honor on September 20, 1998.



JIM FINKS

Administrator...Tulsa...22 seasons: Minnesota Vikings (1964-1973), Chicago Bears (1974-1982), New Orleans Saints (1986-1993)...Served as Vikings general manager and vice-president...Hired Bud Grant in 1967 from the CFL...Finks helped the Vikings win 5 NFC Central Division crowns...Vikings appeared in Super Bowls IV and VIII under Finks guidance...Developed Vikings, Bears and Saints, all teams with losing records, into winners...1973 NFL Executive of the Year...Long time member of the NFL competition committee...Played DB/QB for the Pittsburgh Steelers (1949-1955)...Born August 31, 1927, in St. Louis, MO...Died May 8, 1994...inducted Vikings Ring of Honor on October 18, 1998.



BUD GRANT

Head Coach...Minnesota...18 seasons: Minnesota Vikings (1967-1983, 1985)...NFL regular season coaching record 158-96-5...Had 10-12 mark in post-season play...Led Vikings to 11 divisional championships in 1968-71, 1973-78, 1980...Led team to 1969 NFL Title...National Football Conference Champions 1973, 1974, 1976...His Vikings teams played in Super Bowls IV, VIII, IX, XI...First person to be elected to both the Pro Football Hall of Fame and the Canadian Football League Hall of Fame (May 13, 1983)...In 28 seasons as a head coach, won a total of 290 football games...1969 NFL Coach of the Year...Came to the Vikings after 10-year tenure (102-56-2) with the Winnipeg Blue Bombers of the CFL...At an unveiling ceremony on December 1, 2014, the Vikings and the city of Minneapolis honored him by naming a street Bud Grant Way near U.S. Bank Stadium...Member of 50 Greatest Vikings team named in 2010...Played 2 seasons for NBA's Minneapolis Lakers...Born May 20, 1927, in Superior, WI...Inducted into the Vikings Ring of Honor on November 8, 1998.



PAUL KRAUSE

Safety...6' 3" 200 lbs....Iowa...16 seasons: Washington Redskins (1964-1967) and Minnesota Vikings (1968-1979)...Second-round pick Redskins, 1964...Led NFL in interceptions with 12 as a rookie and was named 1st-team All Pro...In his 1st season as a Viking he intercepted passes in 6 consecutive games...Still the all-time career NFL leader in interceptions with 81...Also ranks 3rd all-time with 1,185 career yards on interception returns...His 10 interceptions in 1975 remains a club record...Played in 8 Pro Bowls...Started at safety in 4 Super Bowls (IV, VIII, IX, XI)...Voted All-NFL 4 times and All-NFC 5 times...Member of 50 Greatest Vikings team named in 2010...Born February 19, 1942, in Flint, MI...Inducted into the Vikings Ring of Honor on November 15, 1998.



FRED ZAMBERLETTI

Athletic Trainer...Iowa...43 seasons: Minnesota Vikings (1961-2003)...The first athletic trainer the Vikings had and continued working with the team as a consultant and team historian until his passing in 2018...Had never missed a Vikings pre-season, regular season, post-season or all-star game until 12/24/11 at Washington, 1,049 consecutive games...Attended his 1,000th Vikings game at Pittsburgh (10/25/09)...Did not miss a day of work in 43 seasons as the trainer with the team...Has won numerous awards in his field, including being named the Professional Athletic Trainer of the Year in 1986 and in 1996 the Vikings staff was honored as the NFL Athletic Training Staff of the Year...Athletic Training Room at TCO Performance Center named in his honor...Born May 28, 1932 in Melcher, IA...Died September 2, 2018...Inducted into the Vikings Ring of Honor on December 20, 1998.



JIM MARSHALL

Defensive End...6' 4" 248 lbs...Ohio State...20 seasons: Cleveland Browns (1960) and Minnesota Vikings (1961-1979)...Held NFL record for many years until broken by Brett Favre with 282 consecutive games played and started, 270 of those coming with the Vikings...Ranks 2nd in Vikings history with 127 sacks...Played in 2 Pro Bowls, following the 1968 and '69 seasons...Led or tied for team lead in sacks in each of the Vikings first 6 seasons (1961-66)...Holds NFL and Vikings record with 29 career fumble recoveries...Ranks 8th in Vikings history with 988 career tackles, ranking behind only Alan Page among defensive linemen...Joined fellow Carl Eller, Gary Larsen and Page to form the vaunted Purple People Eaters, one of the top defensive units of their era...Started at DE in 4 Super Bowls (IV, VIII, IX, XI)...Originally a 4th-round draft pick by Cleveland in 1960...Played for Saskatchewan of CFL in 1959... Member of 50 Greatest Vikings team named in 2010... Born December 30, 1937 in Danville, KY...Inducted into the Vikings Ring of Honor on November 28, 1999.



RON YARY

Tackle...6' 5" 255 lbs...Southern California...15 seasons: Minnesota Vikings (1968-1981), Los Angeles Rams (1982)...Drafted by Minnesota with the 1st overall pick in 1968...The first OL to be drafted #1 overall in League history...Took over the Vikings RT spot midway through the 1969 season and was a fixture there for the rest of his career...Was named All-Pro 6 consecutive times...Was All-NFC 8 straight seasons...Played in 7 Pro Bowls...Started in Super Bowls IV, VII, IX, XI...Missed only 2 games in his career with injuries due to a broken ankle in 1980...His blend of size, speed and strength was unique when he entered the League and ushered in a new era of offensive line play...Inducted to Pro Football Hall of Fame in 2001...Member of 50 Greatest Vikings team named in 2010...Born July 16, 1946, in Chicago, IL...Inducted into the Vikings Ring of Honor September 9, 2001.



KOREY STRINGER

Tackle...6' 5" 335 lbs...Ohio State...6 seasons: Minnesota Vikings (1995-2000)...Drafted by Minnesota with the 24th pick of the 1995 Draft...Took over the Vikings RT spot in the 2nd game of his rookie year and never relinquished the spot...Started 91 of the 93 games he played in the NFL and all 9 playoff games...Selected to the Pro Bowl following the 2000 season...Named a 2nd-Team All-Pro by College and Pro Football Newsweekly following the 1998 season...Named to the All-Rookie team by College and Pro Football Newsweekly and Football News after starting 15 of 16 games as a rookie...Born May 8, 1974, in Warren, OH...Died August 1, 2001...Inducted into the Vikings Ring of Honor November 19, 2001.



MICK TINGELHOFF

Center...6' 2" 237 lbs...Nebraska...17 seasons: Minnesota Vikings (1962-1978)...Played in and started 240 consecutive games, never missing a start in his 17 seasons...Named All-Pro 7 consecutive years...Played in 6 straight Pro Bowls...Named to the 1,000-Yard Club in 1969, honoring the NFL's top blocker...Started at center in four Super Bowls (IV, VIII, IX, XI)...Signed with the Vikings as a rookie free agent in 1962, taking over starting duties at C in the 2nd preseason game and never relinquishing them until his retirement following the 1978 season...Inducted into the Pro Football Hall of Fame on August 8, 2015... Member of 50 Greatest Vikings team named in 2010...Born May 22, 1940 in Lexington, NE...Died September 11, 2021...Inducted into the Vikings Ring of Honor November 25, 2001.



CARL ELLER

Defensive End...6' 5" 250 lbs...Minnesota...16 seasons: Minnesota Vikings (1964-1978), Seattle Seahawks (1979)...Played in 209 and started 201 games as a Viking, joining Jim Marshall and Mick Tingelhoff as the only players in team history to start 200+ games...Played in 225 career NFL games...Named All-Pro 5 times, including 4 straight from 1968-71...Played in 6 Pro Bowls, 1968-71, 73-74...Started at LDE in four Super Bowls (IV, VIII, IX, XI)...Vikings won the NFC Central in 10 of his final 11 seasons with the team...Vikings career record holder with 130.0 sacks...Had 1+ sack in Vikings-record 94 career games is the only Viking to post 15+ sacks in a season multiple times...Selected with the 6th overall pick in the NFL Draft in 1964...Inducted to Pro Football Hall of Fame in 2004...Member of 50 Greatest Vikings team named in 2010...Born January 25, 1942 in Winston-Salem, NC...Inducted into the Vikings Ring of Honor November 10, 2002.



CRIS CARTER

Wide Receiver...6' 3" 210 lbs...Ohio State...16 seasons: Philadelphia Eagles (1987-1989), Minnesota Vikings (1990-01), Miami Dolphins (2002)...Played in 188 and started 177 games as a Viking, a record among Vikings WRs...Played in 234 career NFL games...Named All-Pro 4 times...Played in 8 straight Pro Bowls, 1993-00...Caught a pass in Vikings-record 111 straight games...Holds Vikings records for catches (1,004), receiving TDs (110) and receiving yards (12,383)...Ranks 2nd in Vikings history with 40 career 100-yard receiving games...Named to NFL's Team of the Decade for the 1990s...Recipient of the Byron "Whizzer" White Award by the NFLPA and the NFL Walter Payton Man of the Year Award in 1999...Claimed by Vikings off waivers from Philadelphia in 1990...Inducted to Pro Football Hall of Fame in 2013...Member of 50 Greatest Vikings team named in 2010...Selected by Philadelphia in 4th round of 1987 supplemental draft...Born November 25, 1965 in Troy, OH...Inducted into the Vikings Ring of Honor September 14, 2003.



BILL BROWN

Running Back...5' 11" 230 lbs...Illinois...14 seasons: Chicago Bears (1961), Minnesota Vikings (1962-74...Ranks 2nd in Vikings history in rushing attempts with 1,627...Tied with Chuck Foreman for 2nd in team history with 52 career rushing TDs...Ranks 4th in Vikings history with 5,757 career rushing yards...Ranks 4th in team history for career combined net yards with 9,237...Selected to 4 Pro Bowls, 1964, '65, '67, '68...Played in Super Bowl IV, VIII and IX...Final game of career was Super Bowl IX vs. Pittsburgh...Led Vikings in rushing 4 times, 1964-66, '68...Led team in receiving in 1964...Played in 180 career games with 111 games started as a Viking, most by a RB in team history...Drafted in 2nd-round by Chicago in 1961...Obtained by Vikings via trade in 1962...Son-in-law is former NFL MVP Rich Gannon...During playing career, spent a 6-week tour visiting troops in Vietnam...Member of 50 Greatest Vikings team named in 2010...Born June 29, 1938 in Mendota, IL...Died November 4, 2018...Inducted into the Vikings Ring of Honor September 26, 2004.



JERRY BURNS

Head Coach/Offensive Coordinator...Michigan...24 seasons: Minnesota Vikings (1968-85 Offensive Coordinator, 1986-91 Head Coach)...NFL regular season coaching record 52-43...Had 3-3 mark in postseason play...Served as Vikings' Offensive Coordinator for 18 seasons (1968-85)...Led Vikings to NFC Championship in 1987, earning upset wins over New Orleans and San Francisco along the way...First coach in Vikings history to have a winning record in his 1st season (9-7 in '86)...As offensive coordinator, helped Vikings to 4 Super Bowl appearances and 11 Central Division titles...Was part of 15 playoff teams during his 24 seasons with Minnesota...Coached in Super Bowl I and II with Green Bay as their defensive backs coach (1966-67)...Head coach at University of Iowa from 1961-65...Played QB for Michigan on 1950 Rose Bowl team...Born January 27, 1927, in Detroit, MI...Died May 12, 2021...Inducted into the Vikings Ring of Honor on November 6, 2005.



RANDALL MCDANIEL

Guard...6' 3" 287 lbs...Arizona State...14 seasons: Minnesota Vikings (1988-99), Tampa Bay Buccaneers (2000-01)...Started 12 consecutive Pro Bowls (1989-2000), setting an NFL record...Started 202 consecutive games in his career...Blocked for five 1,000-yard rushers in his career and four 3,000-yard passers...Earned spot on Pro Football Hall of Fame's Team of the Decade for the 1990s...His 190 games played as a Viking is tied for 7th in team history with offensive tackle Grady Alderman...Inducted to Pro Football Hall of Fame in 2009...Selected with the 19th overall pick in the 1988 NFL Draft Member of 50 Greatest Vikings team named in 2010...Born December 19, 1964, in Phoenix, AZ...Inducted into the Vikings Ring of Honor on December 17, 2006.



CHUCK FOREMAN

Running Back...6' 2" 210 lbs...Miami (Fla.)...8 seasons: Minnesota Vikings (1973-79), New England Patriots (1980)...Named to 5 straight Pro Bowls (1973-77)...Team's 3rd-leading all-time rusher with 5,879 yards and tied for 2nd in team history with 52 rushing TDs...Named NFC Rookie of the Year in 1973...Integral part in the Vikings' appearance in 3 Super Bowls...Posted 17 career 100-yard games...Selected with the 12th overall pick in the 1973 NFL Draft...Member of 50 Greatest Vikings team named in 2010...Born October 26, 1950, in Frederick, MD...Inducted into the Vikings Ring of Honor on September 30, 2007.



JOHN RANDLE

Defensive Tackle...6' 1" 283 lbs...Texas A&I...14 seasons: Minnesota Vikings (1990-2000), Seattle Seahawks (2001-03)...Inducted into the Pro Football Hall of Fame on August 7, 2010...Started 6-straight Pro Bowls for the NFC (1993-98) and went to the Pro Bowl with the Seahawks in 2001...Named to NFL Team of the Decade for the 1990s...Led or tied for the team lead 9 times in his 11 Vikings seasons and had 10+ sacks in 8 straight seasons from 1993-2000...Started 150 of the 176 games he played for the Vikings...His 114.0 sacks ranks 3rd in Vikings history and most by DT...Signed as an undrafted free agent in 1990...Inducted into College Football Hall of Fame for his Texas A&I career...Member of 50 Greatest Vikings team named in 2010...Born December 12, 1967, in Hearne, TX...Inducted into the Vikings Ring of Honor on November 30, 2008.



SCOTT STUDWELL

Linebacker...6' 2" 230 lbs...Illinois...40 seasons: Minnesota Vikings player (1977-1990), staff/personnel (1991-2016)...Spent the last 20+ seasons as a member of the Vikings scouting department, serving as the Director of College Scouting since 2002...Member of the Vikings' 25th and 40th Anniversary All-Time Teams and 50 Greatest Vikings team named in 2010...Holds team records for career tackles (1,981), season tackles (230 in 1981) and tackles in a game (24 vs. Detroit in 1985)...Has 2nd-most tackles with one organization in NFL history (Ray Lewis)...Participated in 202 games and 12 playoff games...Pro Bowler in 1987 and '88...Ed Block Courage Award winner in 1987...Drafted in the 9th round from Illinois in 1977...Named to Illinois' All-Century Team in 1990...Born August 27, 1954, in Evansville, IN...Inducted into the Vikings Ring of Honor on November 29, 2009.



CHRIS DOLEMAN

Defensive End...6' 5" 262 lbs...Illinois...15 seasons: Minnesota Vikings (1985-93, '99), Atlanta Falcons (1994-95), San Francisco 49ers (1996-98)...Ranks 4th in NFL history with 150.5 career sacks...Selected to 8 Pro Bowls, 6 with the Vikings (1987-90, '92-93) and 1 each with Atlanta and San Francisco...Named to NFL's Team of the Decade for 1990s...Led NFL with 21.0 sacks in 1989, tied for the 4th-most in NFL history in a single season and 2nd in Vikings history...Originally selected with #4 overall pick in 1985 Draft by Vikings...Played and started 17 career playoff games...Member of 50 Greatest Vikings team named in 2010...Born October 16, 1961, in Indianapolis, IN...Died January 28, 2020...Inducted into the Vikings Ring of Honor on November 14, 2011.



MATT BLAIR

Linebacker...6' 5" 232 lbs...Iowa State...12 seasons: Minnesota Vikings (1974-85)...Played in 160 career games (130 starts) for the Vikings and still ranks 2nd in team history with 1,452 career tackles...Was a part of Vikings playoff teams in six of his opening seven seasons with the team and played on the Vikings Super Bowl IX and XI teams...Named to 6 straight Pro Bowls from 1977-82 and was selected All-Pro in 1982...Holds the Vikings record with 20 blocked kicks, notching 2 blocks in a single game 3 times...His 23.0 sacks and 16 INTs also rank as the most by a Vikings LB...Only Scott Studwell and Roy Winston played more games as at LB...Originally a 2nd round draft pick (#51) in 1974...Member of 50 Greatest Vikings team...Born September 20, 1950 in Hilo, Hawaii...Died October 22, 2020...Inducted into Vikings Ring of Honor on October 25, 2012.



JOEY BROWNER

Safety...6' 2" 221 lbs...Southern California...10 seasons: Minnesota Vikings (1983-91), Tampa Bay Buccaneers (1992)...Played in 138 games as a Viking, the 2nd-most by a DB...His 37 career INTs are 4th in team history...Posted 1,098 career combined defensive and special teams stops (987 defensive, 111 special)...His 9.5 career sacks are the most by a Vikings DB, his 18 career forced fumbles leads all Vikings DBs, his total tackles are 5th by a Viking and #1 by a Vikings DB...Went to 6 straight Pro Bowls from 1985-90...3-time AP All-Pro honoree...Named to the NFL's Team of the Decade for the 1980s...Member of the 50 Greatest Vikings team...Named to All-Metrodome Team in 2013...Led the team in tackles in 1986 and '87 and was a key element to the Vikings ranking #1 in NFL total defense in 1988 and '89...Drafted in 1983, the 1st Vikings DB to be drafted in the 1st round...Inducted in the Vikings Ring of Honor on October 27, 2013.



RANDY MOSS

Wide Receiver...6' 4" 198 lbs...Marshall...14 seasons: Minnesota Vikings (1998-04, '10), Oakland Raiders (2005-06), New England Patriots (2007-10), Tennessee Titans (2010), San Francisco 49ers (2012)...Played in 213 career games with 193 starts, 113 and 108 of those with the Vikings...Ranks 2nd in NFL history with 156 TD catches and 3rd with 15,292 yards receiving and ranks 2nd in Vikings history for receptions (587), yards (9,316) and receiving TDs with 92...Holds NFL record with 23 TD catches in 2007...Went to 6 Pro Bowls, including 5 with the Vikings (1998, '99, '00, '02, '03) and earned 3 of his 4 career All-Pro honors as a Viking (1998, '00, '03)...Named to the NFL's Team of the Decade for the 2000s...Member of the 50 Greatest Vikings team...Named NFL Rookie of the Year in 1998 and set NFL record for TD catches by a rookie with 17...Tied Vikings season record with 17 TDs twice...Holds Vikings record with 41 career 100-yard receiving games and ranks 2nd in NFL history with 64...Ranks 2nd in NFL history with 10 career 1,000-yard seasons and ranks 2nd in Vikings history with 6...Drafted in 1998, was the 21st selection of the 1st round...Born February 13, 1977...Inducted in the Ring of Honor on September 11, 2017...Inducted to Pro Football Hall of Fame in 2018.



AHMAD RASHAD

Wide Receiver...6' 2" 200 lbs...Oregon...10 seasons: St. Louis Cardinals (1972-73), Buffalo Bills (1974-75) Minnesota Vikings (1976-82)...Played in 98 games with 95 starts as a Viking...The 1st Vikings WR to notch back-to-back 1,000-yard seasons in 1979-80...Went to 4 straight Pro Bowls as a Viking from 1978-81 and was Pro Bowl MVP in 1978...Holds Vikings record with 4 receiving TDs in a game, set vs. San Francisco (9/2/79)...Led Vikings in receiving in 1977, '79 and '80, leading the NFC in 1977 and '79...Tied with Randy Moss for 2nd in Vikings history with 6 seasons of 50+ receptions, trailing only Cris Carter's 11...As a Viking, caught 400 passes for 5,489 yards and 34 TDs...Hauled in 46-yard Hail Mary pass from Tommy Kramer to beat the Cleveland Browns as time expired at Met Stadium (12/14/80) and secure a Vikings playoff berth...Member of the 50 Greatest Vikings team...Drafted in 1972, was the 4th selection of the 1st round...Born November 19, 1949...Inducted in the Vikings Ring of Honor on October 1, 2017.



DENNIS GREEN

Head Coach...Iowa...13 seasons: Minnesota Vikings (1992-2001), Arizona Cardinals (2004-06)...Coached 171 regular season and playoff games with the Vikings, going 101-70, including 97-62 mark in regular season play, the 2nd-most wins in franchise history behind Bud Grant...Earned 8 playoff berths in 10 seasons and suffered 1 losing season...Won the NFC Central title 4 times- 1992, '94, '98 and '00...Advanced to NFC Championship Game in 1998 and 2000...Named Coach of the Year in 1998 by Sports Illustrated and Maxwell Club and in 1992 by Washington Touchdown Club...Pioneered the "Community Tuesday" concept to get players involved in charitable endeavors on their day off during the season, a concept that spread across the NFL and has been adopted league-wide...Served as head coach at Northwestern (1981-85) and Stanford (1989-91)...Native of Harrisburg, PA...Born February 17, 1949...Died July 21, 2016...Inducted into Vikings Ring of Honor September 23, 2018.



STEVE JORDAN

Tight End...Brown...13 seasons: Minnesota Vikings (1982-94)...Played in 176 games for the Vikings with 149 starts...Originally selected in the 7th round (#179 overall) of the 1982 Draft out of Ivy League school Brown...Ranks 3rd in Vikings history with 498 catches, trailing only Hall of Famers Cris Carter and Randy Moss...Holds Vikings records for TEs in catches (498) and receiving yards (6,307)...Caught 28 TD passes...Was selected to 6 consecutive Pro Bowls (1986-91), the only offensive players in team history with more Pro Bowls are Randall McDaniel (11), Cris Carter (8), Ron Yary (7) and Adrian Peterson (7)...In his final 9 seasons, Jordan went to 6 Pro Bowls, made 6 playoff appearances, won 3 NFC Central titles, went to the 1987 NFC Championship game and suffered 1 losing season...At the time of his retirement, only Ozzie Newsome and Kellen Winslow had caught more passes as an NFL TE than Jordan's 498...Native of Phoenix, AZ...Born January 10, 1961...Inducted into Vikings Ring of Honor October 24, 2019.



KEVIN WILLIAMS

Defensive Tackle...Oklahoma State...13 seasons: Minnesota Vikings (2003-13), Seattle Seahawks (2014), New Orleans Saints (2015)...Played in and started 171 regular season games for the Vikings, the 3rd-most starts by a Vikings defensive lineman behind Jim Marshall (270) and Carl Eller (201)...Originally selected in the #9 overall in the 2003 Draft...Named to All-Rookie team...Associated Press 1st-Team All-Pro 5 times (2004, '06, '07, '08, '09)...Named to NFL's Team of the Decade for 2000s...Was selected to 6 Pro Bowls (2004, '06, '07, '08, '09, '10), tied for the 2nd-most Pro Bowls by a Vikings DT with John Randle, both trailing only Alan Page's 9...Has 60.0 career sacks with the Vikings, the 3rd-most by a Vikings DT and tied for 9th overall in team history...Tied for Vikings record with 4 defensive TDs and the most by a lineman (2 INT, 2 FR)...Key part of Vikings ranking #1 in the NFL in rushing defense in 3 straight seasons (2006-08)...Native of Fordyce, AR...Born August 16, 1980...Inducted into Vikings Ring of Honor October 3, 2021.

VIKINGS ALL-TIME NFC PLAYERS OF THE WEEK

YEAR	PLAYER	HONOR	OPPONENT	PERFORMANCE
1984	John Stenerud, K	Off.	@ Detroit, 9/23	5/5 FGs, 2/2 PAT, 17 pts
1985	Rufus Bess, CB	Def.	vs. San Francisco, 9/8	10 tackles, 3 FF, FR, INT
1986	Tommy Kramer, QB	Off.	vs. Green Bay, 9/28	16-of-25, 241 yds, 6 TD
1986	Gerald Robinson, DE	Def.	vs. Chicago, 10/19	6 tackles, 2.5 sacks
1986	Wade Wilson, QB	Off.	vs. New Orleans, 10/20	24-of-39, 361 yds, 3 TD
1987	Wade Wilson, QB	Off.	@ LA Rams, 9/20	17-of-38, 285 yds, 3 TD
1987	Chris Doleman, DE	Def.	vs. LA Raiders, 11/8	3 tackles, 2 sacks, 2 FF, PD
1988	Wade Wilson, QB	Off.	@ Tampa Bay, 10/23	22-of-30, 335 yds, 3 TD
1988	Carl Lee, CB	Def.	vs. New Orleans, 12/4	3 tackles, INT (TD), 5 PD
	Jesse Solomon, LB	Def.	vs. New Orleans, 12/4	5 tackles, sack, INT (TD), PD
1989	Keith Millard, DT	Def.	vs. Detroit, 10/8	7 tackles, 3 sacks, INT, PD
1989	Mike Merriweather, LB	Def.	@ Detroit, 10/22	6 tackles, 2 sacks, INT, FF, FR
1989	Rich Karlis, K	Off.	vs. LA Rams, 11/5	7/7 FGs, 21 pts
1989	Chris Doleman, DE	Def.	vs. Atlanta, 12/10	5 tackles, 4 sacks, 2 FF, PD
1989	Chris Doleman, DE	Def.	vs. Cincinnati, 12/25	5 tackles, 3.5 sacks, FR
1990	Al Noga, DE	Def.	vs. Green Bay, 12/2	3 tackles, sack, FF, FR (TD)
1991	Anthony Carter, WR	Off.	vs. San Francisco, 9/15	3 rec, 71 yds, TD, 46t lg
1991	Chris Doleman, DE	Def.	vs. Phoenix, 10/13	8 tackles, 2 sacks, 2 FF, FR
1991	Terry Allen, RB	Off.	vs. Tampa Bay, 11/3	14 att, 127 yds, 3 TD, 55t lg
1992	Chris Doleman, DE	Def.	@ Green Bay, 9/6	7 tackles, 2 sacks, 3 FF, FR
1992	Rich Gannon, QB	Off.	@ Cincinnati, 9/27	25-of-32, 318 yds, 4 TD
1992	Jack Del Rio, LB	Def.	@ Chicago, 11/2	7 tackles, 2 INT (83t), 2 PD, FF
1992	Mike Merriweather, LB	Def.	@ Tampa Bay, 11/8	12 tackles
1992	Audray McMillian, CB	Def.	vs. Cleveland, 11/22	5 tackles, 3 INT (25t), 3 PD
1992	Vencie Glenn, S	Def.	vs. Green Bay, 12/27	2 tackles, 3 INT, 3 PD
1993	John Randle, DT	Def.	@ Chicago, 10/25	7 tackles, 3.5 sacks
1994	Warren Moon, QB	Off.	vs. Miami, 9/25	26-of-37, 326 yds, 3 TD, 44 lg
1994	Fuad Revezil, K	S.T.	@ Tampa Bay, 10/30	5/5 FG, 3/3 PAT, 48 lg, 18 pts
1994	Warren Moon, QB	Off.	vs. New Orleans, 11/6	33-of-57, 420 yds, 3 TD, 59 lg
1994	Cris Carter, WR	Off.	vs. Chicago, 12/1	9 rec, 124 yds, 2TD (65t in OT)
1994	Jack Del Rio, LB	Def.	@ Buffalo, 12/10	5 tackles, sack, INT
1994	John Randle, DT	Def.	vs. San Francisco, 12/26	2 tackles, 2 sacks, FF, FR
1995	Fuad Revezil, K	S.T.	vs. Detroit, 9/10	2/2 FG, 2/2 PAT, 8 pts
1995	Orlando Thomas, S	Def.	@ Pittsburgh, 9/24	8 tackles, 2 INT (45t), 2 PD
1995	Jeff Brady, LB	Def.	vs. Green Bay, 11/5	6 tackles, sack, INT, 2 PD
1996	Jeff Brady, LB	Def.	vs. Detroit, 9/1	4 tackles, 2 INT, 3 PD
1996	Brad Johnson, QB	Off.	@ Atlanta, 9/8	15-of-26, 275 yds, 2 TD, 71 lg
1996	John Randle, DT	Def.	vs. Green Bay, 9/22	3 tackles, 2 sacks, 2 FF
1996	Brad Johnson, QB	Off.	vs. Arizona, 12/1	19-of-26, 238 yds, 4 TD
1996	Fernando Smith, DE	Def.	@ Detroit, 12/8	3 tackles, 2 sacks
1997	Eddie Murray, K	S.T.	@ Arizona, 10/5	2/2 FG, 2/2 PAT, 49 lg, 10 pts
1998	Gary Anderson, K	S.T.	vs. Detroit, 9/20	5/5 FG, 2/2 PAT, 42 lg, 17 pts
1998	Randall Cunningham, QB	Off.	@ Chicago, 9/27	16-of-25, 275 yds, 4 TD, 67t lg
1998	Randall Cunningham, QB	Off.	@ Green Bay, 10/5	20-of-32, 442 yds, 4 TD, 56t lg
1998	Robert Smith, RB	Off.	@ Detroit, 10/25	19 att, 134 yds, TD, 57t lg
1998	Mitch Berger, P	S.T.	vs. Cincinnati, 11/15	4 punts, 55.8 avg, 2 in20, 66 lg, 4 KO TB
1998	Mitch Berger, P	S.T.	vs. Green Bay, 11/22	3 punts, 54.3 avg, 1 in20, 56 lg, 5 KO TB
1998	Randy Moss, WR	Off.	vs. Green Bay, 11/22	8 rec, 153 yds, TD, 49t lg
1998	Randy Moss, WR	Off.	@ Dallas, 11/26	3 rec, 163 yds, 3 TD, 56t lg
1998	Randall Cunningham, QB	Off.	vs. Chicago, 12/6	21-of-31, 349 yds, 4 TD, 64 lg
1998	Gary Anderson, K	S.T.	@ Baltimore, 12/13	6/6 FG, 2/2 PAT, 46 lg, 20 pts
1999	John Randle, DT	Def.	vs. Tampa Bay, 10/3	4 tackles, 2 sacks, FF, FR, PD
1999	Jeff George, QB	Off.	vs. San Fran., 10/24	15-of-28, 250 yds, 3 TD, 80t lg
1999	Cris Carter, WR	Off.	@ Denver, 10/31	8 rec, 144 yds, 2 TD, 37t lg
1999	Randy Moss, WR	Off.	@ Chicago, 11/14	12 rec, 204 yds, 44lg
1999	Cris Carter, WR	Off.	vs. San Diego, 11/28	11 rec, 136 yds, 2 TD, 34t lg
1999	Mitch Berger, P	S.T.	vs. Green Bay, 12/20	6 punts, 46.8 avg, 2 in20, 57 lg, 2 TB
1999	Moe Williams, RB	S.T.	@ NY Giants, 12/26	1 KR, 85 yds, 85t lg
1999	John Randle, DT	Def.	vs. Detroit, 1/2/00	3 tackles, 2 sacks, FF
2000	Daunte Culpepper, QB	Off.	vs. Tampa Bay, 10/9	15-of-19, 231 yds, 2TD, 7 att, 35 yds, TD
2000	Gary Anderson, K	S.T.	vs. Buffalo, 10/22	3/3 FG, 2/2 PAT, 38 lg, 11 pts
2000	Daunte Culpepper, QB	Off.	vs. Carolina, 11/19	22-of-29, 357 yds, 3 TD, 53t lg
2000	Mitch Berger, P	S.T.	vs. Detroit, 11/30	5 punts, 49.2 avg, 60 lg, 1 in20, 1 KO TB
2001	Randy Moss, WR	Off.	vs. NY Giants, 11/19	10 rec, 171 yds, 3 TD, 57t lg
2001	Todd Bouman, QB	Off.	vs. Tennessee, 12/9	21-of-31, 348 yds, 4 TD, 73t lg, 131.5 PR
2002	Michael Bennett, RB	Off.	vs. Green Bay, 11/17	20 att, 130 yds, 62 lg
2002	Daunte Culpepper, QB	Off.	@ New Orleans, 12/15	26-of-36, 312 yds, 2 TD, 7att, 73 yds, 2 TD, 3pt. run
2002	Gary Anderson, K	S.T.	vs. Miami, 12/21	2/2 FG, 2/2 PAT, 53 lg, 8 pts
2003	Corey Chavous, S	Def.	@ Green Bay, 9/7	7 tackles, 2 INT, 2 PD
2003	Lance Johnstone, DE	Def.	vs. Denver, 10/19	3 tackles, 1.5 sacks, INT (TD), 2 PD
2003	Brian Williams, CB	Def.	vs. Detroit, 11/23	4 tackles, 3 INT (1 TD), 3 PD
2004	Daunte Culpepper, QB	Off.	vs. Dallas, 9/12	17-of-23, 242 yds, 5 TD, 63t lg, 147.1 PR
2004	Daunte Culpepper, QB	Off.	vs. Chicago, 9/26	19-of-30, 360 yds, 2 TD, 63 lg, 127.1 PR; 5 att, 13 yds, 1 TD
2004	Daunte Culpepper, QB	Off.	@ New Orleans, 10/17	26-of-37, 425 yds, 5 TD, 46 lg, 125.6 PR
2004	Kevin Williams, DT	Def.	vs. Jacksonville, 11/28	6 tackles, 1 sack, FR (TD)
2004	Daunte Culpepper, QB	Off.	@ Detroit, 12/19	25-of-35, 404 yds, 3 TD, 82t lg, 126.4 PR
2005	Daunte Culpepper, QB	Off.	vs. Green Bay, 10/23	23-of-31, 280 yds, 2 TD, 29 lg, 123.1 PR
2005	Darren Sharper, S	Def.	@ N.Y. Giants, 11/13	4 tackles, 3 INT, 5 PD, 1 TD
2006	Ryan Longwell, K	S.T.	vs. Carolina, 9/17	16-yard TD pass, 3/4 FG, 10 pts
2006	Cedric Griffin, CB	Def.	@ Detroit, 12/10	3 tackles, FF, FR, INT, PD
2007	Adrian Peterson, RB	Off.	@ Chicago, 10/14	20 att., 224 yds, 3 TD, 73t long
2007	Adrian Peterson, RB	Off.	vs. San Diego, 11/4	30 att., 296 yds, 3 TD, 64t long
2007	Dwight Smith, S	Def.	@ N.Y. Giants, 11/25	6 tackles, 2 INT (1 TD), 2 PD
2007	Audrae Allison, WR	S.T.	vs. Detroit, 12/2	3 KR, 144 yds, 104t long, 1 TD
2008	Antoine Winfield, CB	Def.	at New Orleans, 10/6	8 tackles, 4 TFL, 1 sack, 1FF, 1 FR, returned blocked FG for TD
2008	Adrian Peterson, RB	Off.	vs. Green Bay, 11/9	30 att., 192 yds, 1 TD, 29t long

2008	Jared Allen, DE	Def.	vs. Chicago, 11/30	9 tackles, 2.5 sacks, 2 QB hurries
2008	Tarvaris Jackson, QB	Off.	at Arizona, 12/14	11-of-17, 163 yds, 4 TD, 0 INT, 135.5 rating
2008	Ryan Longwell, K	S.T.	vs. NY Giants, 12/28	2-for-2 FG, 50-yd game-winner, 2-2 PAT
2009	Chad Greenway, LB	Def.	at Detroit, 9/20	4 tackles, 2 INT, 1 FR
2009	Percy Harvin, WR/KR	S.T.	vs. San Francisco, 9/27	4 KOR, 180 yards, 101-yard TD
2009	Brett Favre, QB	Off.	vs. Green Bay, 10/5	24-of-31, 271 yards, 3 TD, 0 INT, 135.3 rating
2009	Brett Favre, QB	Off.	at Green Bay, 11/1	17-of-28, 244 yards, 4 TD, 0 INT, 128.6 rating
2009	Sidney Rice, WR	Off.	vs. Detroit, 11/15	7 rec., 201 yards, 28.7 avg., 56 lng
2009	Brett Favre, QB	Off.	vs. N.Y. Giants, 1/3/10	25-of-31, 316 yards, 4 TD, 0 INT, 148.7 rating
2010	Adrian Peterson, RB	Off.	vs. Detroit, 9/26	23 att., 154 yards, 2 TD, 80t lng
2010	Percy Harvin, WR/KR	S.T.	vs. Dallas, 10/17	3 ret., 134 yards, 1 TD, 44.7 avg., 95t lng
2010	Chris Kluge, P	S.T.	vs. Arizona, 11/7	4 punts, 191 yards, 47.8 avg., 56 lng, 4 Inside 20
2010	Antoine Winfield, DB	Def.	at Philadelphia, 12/28	9 tkls, 2 sacks, 1 TFL, 1 FF, 1 FR, returned FF/FR for TD
2011	Adrian Peterson, RB	Off.	vs. Arizona, 10/9/11	29 att., 122 yards, 3 TD, 24t lng
2012	Blair Walsh, K	S.T.	vs. Jacksonville, 9/9	4-of-4 FGs, OT forcing 55-yard FG, GW 38-yard FG in OT
2012	Adrian Peterson, RB	Off.	vs. Arizona, 10/21	23 att., 153 yards, 1 TD, 27 lng
2012	Adrian Peterson, RB	Off.	vs. Chicago, 12/9	31 att., 154 yards, 2 TD, 51 lng
2012	Blair Walsh, K	S.T.	at St. Louis, 12/16	5-of-5 FGs, Tied NFL record with 3 50+ yard FGs (50,53,51)
2012	Blair Walsh, K	S.T.	vs. Green Bay, 12/30	3-of-3 FGs, GW 29-yard FG to clinch a playoff berth
2013	Cordarrelle Patterson, WR/KR	S.T.	vs. Green Bay, 10/27	NFL record 109-yard KOR TD, 5 KOR, 228 yards, 1 TD
2013	Blair Walsh, K	S.T.	vs. Green Bay, 11/24	4-of-4 FGs, Game tying 35-yard FG in OT
2014	Anthony Barr, LB	Def.	at Tampa Bay, 10/26	9 tkls., 1 sack, 1 FF, returned fumble 27 yards in OT for GW TD
2014	Adam Thielen, WR	S.T.	vs. Carolina, 11/30	Blocked punt and returned 30 yards for TD, 2 STT
2015	Marcus Sherels, PR/CB	S.T.	at Chicago, 11/1	3 PR, 77 yards, 7-yard TD
2015	Linval Joseph, DT	Def.	vs. St. Louis, 11/8	10 tkls (7 solo), 0.5 sacks, 3 TFLs and 2 QB hurries
2015	Terence Newman, CB	Def.	at Oakland, 11/15	4 tkls, 2 INTs and career-high 5 passes defended
2015	Blair Walsh, K	S.T.	vs. NY Giants, 12/27	5-of-5 FGs and scored 19 points
2015	Everson Griffen, DE	Def.	at Green Bay, 1/3/16	6 tkls, 2.0 sacks and a FF that was returned for TD
2016	Eric Kendrick, LB	Def.	at Tennessee, 9/11	7 tkls, 1 TFL, 1 PD, 1 INT returned 77 yards for TD
2016	Stefon Diggs, WR	Off.	vs. Green Bay, 9/18/1	9 rec., 182 yards, 1 TD
2016	Everson Griffen, DE	Def.	at Carolina, 9/25	3.0 sacks, 4 tkls, 3.0 TFL
2016	Xavier Rhodes, CB	Def.	vs. Arizona, 11/20	2 INTs, returned 1 for 100yd TD, 3 tkls
2017	Sam Bradford, QB	Off.	vs. New Orleans, 9/11	27-of-32, 84.4%, 346 yards, 3 TD, 0 INT, 143.0 rating
2017	Kai Forbath, K	S.T.	vs. Baltimore, 10/22	6-of-6 FGs (52, 51, 43, 43, 34, 32), 18 points
2017	Harrison Smith, S	Def.	at Green Bay, 12/23	7 tkls, 2 INT, 1 QBH, 16-0 win 1st Vikings shutout since 1993
2018	Harrison Smith, S	Def.	vs. San Francisco, 9/9	8 tkls, 1.0 sack, 2 TFL
2018	Danielle Hunter, DE	Def.	vs. Detroit, 11/11	9 tkls, 3.5 sacks, 3 TFL, 1 FR TD (32 yds)
2018	Dalvin Cook, RB	Off.	vs. Miami, 12/16	19 att., 136 yards, 2 TDs, 1 rec., 27 yards
2019	Anthony Harris, S	Def.	vs. Atlanta, 9/8	2 INTs, 1 FR, 5 tkls
2019	Dan Bailey, K	S.T.	at NY Giants, 10/6	4-of-4 FGs (31, 48, 32, 45), 14 points
2019	Dan Bailey, K	S.T.	vs. Washington, 10/24	4-of-4 FGs (50, 29, 27, 40), 13 points
2019	Dalvin Cook, RB	Off.	at Dallas, 11/10	26 att., 97 yards, 1 TD, 7 rec., 86 yards
2019	Danielle Hunter, DE	Def.	vs. Detroit, 12/8	7 tkls, 3.0 sacks, 3 TFL, 4 QBH
2019	Dan Bailey, K	S.T.	at LA Chargers, 12/15	4-of-4 FGs (26, 44, 38, 27) 15 points
2020	Mike Boone, RB	S.T.	at Houston, 10/4	1 FF, 1 tkl
2020	Dalvin Cook, RB	Off.	at Green Bay, 11/1	30 att., 163 yards, 3 TD, 2 rec., 63 yards, 1 TD
2020	Dalvin Cook, RB	Off.	vs. Detroit, 11/8	22 att., 206 yards, 2 TD, 2 rec., 46 yards
2020	Kirk Cousins, QB	Off.	vs. Carolina, 11/29	34-of-45, 75.5%, 307 yards, 3 TD, 0 INT, 115.7 rating
2020	Kirk Cousins, QB	Off.	at Detroit, 1/3/21	28-of-40, 70.0%, 405 yards, 3 TD, 0 INT, 127.6 rating
2021	Kene Nwangwu, RB	S.T.	at Baltimore, 11/7/21	98-yard KOR TD, converted 9-yard fake punt run for 1st down

VIKINGS ALL-TIME NFL PLAYOFF PLAYERS OF THE WEEK

YEAR	PLAYER	HONOR	ROUND	OPPONENT/PERFORMANCE
1997	Eddie Murray, K	Special Teams	Wild Card	@ NY Giants; 3-3 FG, 2-2 XP, 11 points
1998	Robert Griffith, S	Defense	Divisional	vs. Arizona; 6 tackles, 2 interceptions
1999	Robert Smith, RB	Offense	Wild Card	vs. Dallas; 28 att., 140 yds., 3 rec., 58 yds, 1 TD
2000	Daunte Culpepper, QB	Offense	Divisional	vs. New Orleans; 17-31-302 yds., 3 TDs
2004	Antoine Winfield, CB	Defense	Wild Card	@ Green Bay; 13 tackles, 1 INT, 1 PD



Antoine Winfield helped lead an upset win over Green Bay in the 2004 Wild Card playoffs at Lambeau Field, the 1st playoff meeting between the border rivals.

VIKINGS ALL-TIME NFC PLAYERS OF THE MONTH


YEAR	PLAYER	HONOR	MONTH
1986.....	Doug Martin, DE.....	Defense.....	September
1989.....	Keith Millard, DT.....	Defense.....	October
1989.....	Chris Doleman, DE.....	Defense.....	December
1990.....	Joey Browner, S.....	Defense.....	November
1992.....	Chris Doleman, DE.....	Defense.....	September
1993.....	Chris Doleman, DE.....	Defense.....	Dec./Jan.
1994.....	Jack Del Rio, LB.....	Defense.....	September
1994.....	Anthony Parker, CB.....	Defense.....	October
1994.....	John Randle, DT.....	Defense.....	December
1994.....	Fuad Reveiz, K.....	Special Teams.....	December
1995.....	Warren Moon, QB.....	Offense.....	November
1996.....	John Randle, DT.....	Defense.....	September
1997.....	Jake Reed, WR.....	Offense.....	September
1997.....	John Randle, DT.....	Defense.....	October
1998.....	Randall Cunningham, QB.....	Offense.....	October
1998.....	Mitch Berger, P.....	Special Teams.....	November
1998.....	John Randle, DT.....	Defense.....	December
1999.....	Mitch Berger, P.....	Special Teams.....	September
1999.....	Cris Carter, WR.....	Offense.....	November
1999.....	John Randle, DT.....	Defense.....	December
2000.....	Robert Smith, RB.....	Offense.....	November
2000.....	Mitch Berger, P.....	Special Teams.....	December
2003.....	Daunte Culpepper, QB.....	Offense.....	September
2004.....	Daunte Culpepper, QB.....	Offense.....	October
2005.....	Chris Kluwe, P.....	Special Teams.....	September
2005.....	Darren Sharper, S.....	Defense.....	November
2009.....	Brett Favre, QB.....	Offense.....	November
2011.....	Jared Allen, DE.....	Defense.....	October
2012.....	Percy Harvin, KR.....	Special Teams.....	September
2012.....	Adrian Peterson, RB.....	Offense.....	December
2012.....	Blair Walsh, K.....	Special Teams.....	December
2013.....	Cordarrelle Patterson, WR/KR.....	Special Teams.....	September
2014.....	Everson Griffen, DE.....	Defense.....	October
2015.....	Adrian Peterson, RB.....	Offense.....	November
2017.....	Everson Griffen, DE.....	Defense.....	October
2017.....	Case Keenum, QB.....	Offense.....	November
2019.....	Kirk Cousins, QB.....	Offense.....	October
2020.....	Dalvin Cook, RB.....	Offense.....	November
2021.....	Justin Jefferson, WR.....	Offense.....	November



Keith Millard

VIKINGS ALL-TIME NFL ROOKIES OF THE MONTH

YEAR	PLAYER	HONOR	MONTH
1997.....	Dwayne Rudd, LB.....	Defense.....	December
1998.....	Randy Moss, WR.....	Offense.....	November
2003.....	Kevin Williams, DT.....	Defense.....	December
2007.....	Adrian Peterson, RB.....	Offense.....	September
2007.....	Adrian Peterson, RB.....	Offense.....	October
2009.....	Percy Harvin, WR.....	Offense.....	November
2013.....	Cordarrelle Patterson, WR.....	Offense.....	December
2015.....	Eric Kendricks, LB.....	Defense.....	October



Randall Cunningham




Fuad Reveiz

VIKINGS ALL-TIME HONORS

NFL MVP

- 1971-Alan Page, DT (AP)
- 1975-Fran Tarkenton, QB (AP, NEA, PF, TSN, Maxwell Club)
- 1998-Randall Cunningham, QB (Miller Lite, Maxwell Club)
- 2008-Adrian Peterson, RB (Maxwell Club)
- 2012-Adrian Peterson, RB (AP, Maxwell Club, PF/WFWA)



Tommy Mason was the 1st Vikings player to earn All-Pro honors.

ALL-PRO (ALL 1ST TEAM SELECTIONS EXCEPT DESIGNATED AP-2ND TEAM HONOREES)

- 1963-Tommy Mason, HB (AP, UPI, NEA)
- 1964-Mick Tingelhoff, C (AP, UPI), Bill Brown, FB (AP-2)
- 1965-Mick Tingelhoff, C (AP, UPI, NEA), Grady Alderman, T (AP-2)
- 1966-Mick Tingelhoff, C (AP, UPI, NEA)
- 1967-Mick Tingelhoff, C (UPI, AP-2)
- 1968-Mick Tingelhoff, C (AP, UPI, NEA), Carl Eller, DE (AP, UPI, NEA), Bill Brown, FB (AP-2), Paul Krause, S (AP-2)
- 1969-Mick Tingelhoff, C (AP, UPI, NEA), Carl Eller, DE (AP, UPI, NEA), Alan Page, DT (AP-2, UPI), Jim Marshall, DE (AP-2), Grady Alderman, T (AP), Paul Krause, S (AP-2), Gene Washington, WR (AP-2), Bobby Bryant, CB (AP-2)
- 1970-Alan Page, DT (AP, NEA, PF/WA); Carl Eller, DE (AP, NEA, PF/WA); Mick Tingelhoff, C (PF/WA)
- 1971-Alan Page, DT (AP, NEA, PF/W); Carl Eller, DE (AP, NEA, PF/W); Ron Yary, T (AP, NEA, PF/W); Paul Krause, DB (NEA)
- 1972-Ron Yary, T (AP); Carl Eller, DE (AP-2); Paul Krause, S (AP-2); Alan Page, DT (AP-2)
- 1973-Carl Eller, DE (PF/WA, AP, NEA); John Gilliam, WR (NEA); Alan Page, DT (AP, PF/WA); Fran Tarkenton, QB (NEA); Ron Yary, T (AP, PF/WA, NEA)
- 1974-Alan Page, DT (PF/WA, NEA, AP, PF/W); Ed White, G (NEA); Ron Yary, T (PF/WA, NEA, AP, PF/W); Chuck Foreman, RB (AP-2)
- 1975-Chuck Foreman, RB (AP, NEA, PF/WA); Paul Krause, S (AP, PF/WA); Alan Page, DT (AP, PF/WA); Fran Tarkenton, QB (AP, NEA, PF/WA); Ed White, G (NEA); Ron Yary, T (AP, NEA, PF/WA)
- 1976-Ron Yary, T (AP, NEA, PF/WA); Chuck Foreman, RB (NEA, AP-2); Alan Page, DT (AP-2)
- 1977-Ron Yary, T (AP-2)
- 1980-Matt Blair, LB (AP)
- 1982-Doug Martin, DE (PF/W)
- 1984-Jan Stenerud, K (AP-2)
- 1986-Tommy Kramer, QB (AP-2)
- 1987-Joe Browner, S (AP, NEA, PF/W, PF/WA); Gary Zimmerman, T (AP, NEA, PF/W, PF/WA); Chris Doleman, DE (NEA, AP-2); Keith Millard, DT (AP-2)
- 1988-Joe Browner, S (AP, PF/WA, PF/W, CPFN, TSN, SI); Carl Lee, CB (AP, PF/WA, PF/W, CPFN, TSN); Keith Millard, DT (AP, PF/WA, PF/W, CPFN, TSN); Gary Zimmerman, T (AP, PF/W, CPFN)
- 1989-Chris Doleman, DE (AP, CPFN, TSN, PF/W); Keith Millard, DT (AP, TSN, SI, PF/W); Joe Browner, S (CPFN, AP-2); Randall McDaniel, G (CPFN)
- 1990-Joe Browner, S (AP, CPFN, TSN, PF/W, PF/W, FD, NEA); Randall McDaniel, G (AP, CPFN); Chris Doleman, DE (SI)
- 1991-Randall McDaniel, G (AP-2, NEA, TSN, PF/W)
- 1992-Chris Doleman, DE (AP, FD, FN, PF/W, TSN, UPI); Randall McDaniel, G (AP, CPFN, FD, FN, PF/W, NEA, TSN); Audray McMillian, CB (AP, CPFN, FD, PF/W, UPI); Gary Zimmerman, T (FN, NEA, UPI); Todd Scott, S (FD, FN, UPI); Harry Newsome, P (FN)
- 1993-Randall McDaniel, G (AP, CPFN, PF/W, TSN, SI); John Randle, DT (AP, PF/W, DT); Chris Doleman, DE (AP-2); Henry Thomas, DT (AP-2)
- 1994-Cris Carter, WR (AP, PF/W, PF/WA, CPFN, FD, TSN, SI, USA); Randall McDaniel, G (AP, PF/W, PF/WA, CPFN, FD, TSN, USA); John Randle, DT (AP, PF/W, PF/WA, CPFN, FD, TSN, USA); Fuad Revez, K (AP-2, PF/W, PF/WA, FD, SI)
- 1995-Randall McDaniel, G (AP, CPFN, PF/W, PF/WA); John Randle, DT (AP, CPFN, PF/W, PF/WA, TSN); Cris Carter, WR (AP-2)
- 1996-Cris Carter, WR (SI); Randall McDaniel, G (AP, CPFN, FD, PF/WA, PF/W, TSN, USA); John Randle, DT (AP, FD, PF/W, PF/WA, TSN, USA)
- 1997-Cris Carter, WR (USA); Randall McDaniel, G (AP-2, TSN, USA); John Randle, DT (AP, PF/W, CPFW, TSN); Todd Steussie, T (AP-2, FD)
- 1998-Gary Anderson, K (AP, SI, PF/W, CPFN, TSN, FD, USA); Jeff Christy, C (AP-2, SI); Randall Cunningham, QB (AP, SI, PF/W, FD, CPFN); Robert Griffith, S (AP-2, TSN, CPFN); Jimmy Hitchcock, CB (CPFN); Randall McDaniel, G (AP, SI, PF/W, CPFN, TSN, FD, USA); Randy Moss, WR (AP, SI, PF/W, CPFN, TSN, FD, USA); John Randle, DT (AP, PF/W, CPFN, TSN, FD, USA); Todd Steussie, T (AP-2, SI); Dwayne Rudd, LB (AP-2)
- 1999-Mitch Berger, P (AP-2, PF/W, CPFN, TSN); Cris Carter, WR (AP, FD, PF/W, SI); Jeff Christy, C (PF/W); Randall McDaniel, G (USA); Randy Moss, WR (USA); John Randle, DT (USA); Robert Griffith, S (AP-2)
- 2000-Daunte Culpepper, QB (USA); Randy Moss, WR (AP, SI, PF/W, CPFN, TSN, FD, USA); Robert Smith, RB (AP-2)
- 2002-Chris Hovan, DT (AP-2)
- 2003-Matt Birk, C (AP-2, TSN); Randy Moss, WR (AP, FD, PF/W)
- 2004-Kevin Williams, DT (AP, PF/W, TSN)
- 2005-Darren Sharper, S (PF/W, SI, TSN, AP-2)
- 2006-Steve Hutchinson, G (AP-2, PF/W, TSN); Kevin Williams, DT (AP, PF/W, TSN)
- 2007-Steve Hutchinson, G (AP, PF/W, TSN), Adrian Peterson, RB (AP-2, TSN), Kevin Williams, DT (AP, PF/W, TSN); Darren Sharper, S (AP-2); Pat Williams, DT (AP-2); Tony Richardson, FB (AP-2)
- 2008-Jared Allen, DE (AP), Steve Hutchinson, G (AP, TSN, PF/W), Adrian Peterson RB (AP, TSN, PF/W), Kevin Williams DT (AP), Antoine Winfield, CB (AP-2)
- 2009-Jared Allen, DE (AP, PF/W), Steve Hutchinson G (AP, PF/W), Adrian Peterson RB (AP, PF/W), Kevin Williams DT (AP, PF/W)
- 2010-Adrian Peterson, RB (AP-2)
- 2011-Jared Allen, DE (AP, PF/W/PFWA, TSN)
- 2012-Adrian Peterson, RB (AP, PF/W/PFWA); Blair Walsh, K (AP, PF/W/PFWA); Chad Greenway, LB (AP-2); John Sullivan, C (PF/W/PFWA); Jerome Felton, FB (AP-2)
- 2013-Cordarelle Patterson, KR (AP, PF/W/PFWA); Adrian Peterson, RB (AP-2)
- 2014-Adrian Peterson, RB (AP)
- 2015-Adrian Peterson, RB (AP, PF/WA, TSN); Cordarelle Patterson, KR (AP-2, PF/WA/TSN)
- 2016-Cordarelle Patterson, KR (AP, PF/WA/TSN)
- 2017-Everon Griffen, DE (TSN, AP-2); Xavier Rhodes, CB (AP, PF/WA, TSN); Harrison Smith, S, (AP, PF/WA, TSN); Adam Thielen, WR (AP-2)
- 2018-Danielle Hunter, DE (AP, PF/WA, TSN); Harrison Smith, S (AP)
- 2019-Eric Kendrick, LB (AP); Dalvin Cook, RB (TSN); Danielle Hunter, DE (PF/WA)
- 2020-Justin Jefferson, WR (AP-2), Dalvin Cook, RB (TSN)
- 2021-Justin Jefferson, WR (AP-2)

ALL-NFC

- 1970-Mick Tingelhoff, C (AP); Carl Eller, DE (AP, UPI); Alan Page, DT (AP, UPI); Paul Krause, S (UPI)
- 1971-Carl Eller, DE (AP, UPI, TSN); Alan Page, DT (AP, UPI, TSN); Ron Yary, T (AP, UPI, TSN); Bob Grim, WR (UPI, TSN); Paul Krause, DB (UPI, TSN)
- 1972-Carl Eller, DE (TSN, AP); Paul Krause, DB (UPI, TSN); Alan Page, DT (UPI, AP, TSN); Fran Tarkenton, QB (UPI, TSN); Ron Yary, T

(UPI, AP, TSN)

- 1973-Carl Eller, DE (PF/WA, AP, UPI, TSN); John Gilliam, WR (UPI, TSN); Paul Krause, S (UPI, TSN, AP, PF/WA); Alan Page, DT (PF/WA, AP, UPI, TSN); Ron Yary, T (AP, PF/WA, TSN, UPI); Bobby Bryant, DB (PF/WA)
- 1974-Chuck Foreman, RB (AP, UPI, TSN, PF/W); Alan Page, DT (AP, UPI, TSN, PF/W); Nate Wright, DB (PF/W); Ron Yary, T (AP, UPI, TSN, PF/W)
- 1975-Carl Eller, DE (AP, UPI); Chuck Foreman, RB (AP, UPI); Paul Krause, S (AP, UPI); Alan Page, DT (AP, UPI); Fran Tarkenton, QB (AP, UPI); Ed White, G (AP, UPI); Ron Yary, T (AP, UPI)
- 1976-Sammy White, WR (UPI); Ron Yary, T (AP, UPI); Ed White, G (UPI); Fran Tarkenton, QB (UPI); Chuck Foreman, RB (AP, UPI); Alan Page, DT (AP, UPI)
- 1977-Matt Blair, LB (TSN); Chuck Foreman, RB (PF/W, TSN); Alan Page, DT (UPI, PF/W, TSN); Sammy White, WR (PF/W); Ron Yary, T (UPI, PF/W, TSN)
- 1978-Matt Blair, LB (UPI, PF/W); Sammy White, WR (UPI)
- 1979-Ahmad Rashad, WR (UPI, PF/W, SN); Matt Blair, LB (PF/W)
- 1980-Matt Blair, LB (UPI); Ahmad Rashad, WR (UPI)
- 1981-Joe Sencer, TE (UPI)
- 1982-Doug Martin, DE (UPI, PF/W)
- 1986-Tommy Kramer, QB (UPI)
- 1987-Joe Browner, S (UPI, PF/W, FN); Chris Doleman, DE (UPI, PF/W, FN); Gary Zimmerman, T (UPI, PF/W, FN); Steve Jordan, TE (UPI); Anthony Carter, WR (FN)
- 1988-Joe Browner, S (UPI); Carl Lee, CB (UPI); Gary Zimmerman, T (UPI)
- 1989-Chris Doleman, DE (UPI, PF/W); Keith Millard, DT (UPI, PF/W); Randall McDaniel, G (PF/W); Joe Browner, S (PF/W)
- 1990-Joe Browner, S (UPI, FN); Randall McDaniel, G (UPI); Carl Lee, CB (UPI); Henry Thomas, DT (FN)
- 1993-Randall McDaniel, G (UPI, FN); John Randle, DT (UPI, FN); Chris Doleman, DE (UPI)
- 1994-Cris Carter, WR (FN, UPI); Randall McDaniel, G (FN, UPI); John Randle, DT (FN, UPI); Fuad Revez, K (FN, UPI); Jack Del Rio, LB (FN)
- 1995-Randall McDaniel, G (FN, UPI), David Palmer, PR (FN), John Randle, DT (FN, UPI)
- 1996-Randall McDaniel, G (UPI, FN); John Randle, DT (UPI)
- 1997-Cris Carter, WR (FN); Randall McDaniel, G (PF/W, FN); David Palmer, PR (PF/W); John Randle, DT (PF/W, FN, USA); Todd Steussie, T (PF/W, FN)
- 1998-Gary Anderson, K (FN, PF/W); Jeff Christy, C (FN, PF/W); Randall Cunningham, QB (FN, PF/W); Randall McDaniel, G (FN, PF/W); Randy Moss, WR (FN, PF/W); John Randle, DT (FN, PF/W); Dwayne Rudd, LB (FN); Todd Steussie, T (PF/W)
- 1999-Mitch Berger, P (PF/W); Cris Carter, WR (PF/W); Jeff Christy, C (PF/W)
- 2000-Matt Birk, C (PF/W, UPI); Daunte Culpepper, QB (FN); Randy Moss, WR (CPFW, FN); Robert Smith, RB (PF/W, FN)
- 2002-Randy Moss, WR (PF/W)
- 2003-Matt Birk, C (PF/W); Randy Moss, WR (PF/W)
- 2004-Daunte Culpepper, QB (PF/W); Kevin Williams, DT (PF/W)
- 2005-Koren Robinson, KR (PF/W); Darren Sharper, S (PF/W)
- 2006-Steve Hutchinson, G (PF/W), Pat Williams, DT (PF/W)
- 2007-Matt Birk, C (PF/W), Steve Hutchinson, G (PF/W), Adrian Peterson, RB (PF/W), Darren Sharper, S (PF/W), Kevin Williams, DT (PF/W), Pat Williams, DT (PF/W)
- 2008-Steve Hutchinson, G (PF/W), Adrian Peterson, RB (PF/W), Kevin Williams, DT (PF/W), Antoine Winfield, CB (PF/W)
- 2009-Adrian Peterson, RB (PF/W)
- 2010-Adrian Peterson, RB (PF/W)
- 2011-Jared Allen, DE (PF/WA)
- 2012-Jared Allen, DE (PF/WA), Adrian Peterson, RB (PF/WA), John Sullivan, C (PF/WA), Blair Walsh, K (PF/WA)
- 2013-Cordarelle Patterson, KR (PF/WA)
- 2015-Cordarelle Patterson, KR (PF/WA), Adrian Peterson, RB (PF/WA)
- 2016-Cordarelle Patterson, KR (PF/WA), Marcus Sherels, PR (PF/WA)
- 2017-Harrison Smith, S (PF/WA)

2018- Danielle Hunter, DE (PFWA), Harrison Smith, S (PFWA)
 2019- Eric Kendrick, LB (AP), Dalvin Cook, RB (PFWA), Danielle Hunter, DE (PFWA), Harrison Smith, S (PFWA), Anthony Harris, S (PFWA)
 2020- Dalvin Cook, RB (PFWA)
 2020- Dalvin Cook, RB (PFWA), Kene Nwagwu, KR (PFWA)

NFL COACH OF THE YEAR

1969-Bud Grant (AP, PFW, TSN)
 1992-Dennis Green (Washington Touchdown Club)
 1998-Dennis Green (SI, Maxwell Club)

NFC COACH OF THE YEAR

1992-Dennis Green, (UPI, CPFN)

BERT BELL AWARD (PLAYER OF THE YEAR)

1975-Fran Tarkenton, QB
 1998-Randall Cunningham, QB
 2008-Adrian Peterson, RB
 2012-Adrian Peterson, RB

NFL OFFENSIVE PLAYER OF THE YEAR

1975-Fran Tarkenton, QB (PFW)
 1998-Randall Cunningham, QB (CPFW)
 2012-Adrian Peterson, RB (AP, PFW/PFWA)

NFL DEFENSIVE PLAYER OF THE YEAR

1971-Alan Page, DT (PFW)
 1973-Alan Page, DT (PFW)
 1989-Keith Millard, DT (AP, PFW)

NFC PLAYER OF THE YEAR

1974-Chuck Foreman (TSN)
 1975-Fran Tarkenton (TSN)
 1998-Randall Cunningham, QB (FN)

NFC DEFENSIVE PLAYER OF THE YEAR

1992-Chris Doleman, DE (UPI)
 2011-Jared Allen, DE (TSN)

NFL LINEMAN OF THE YEAR

1973-Alan Page, DT (PFWA)

NFL COMEBACK PLAYER OF THE YEAR

1986-Tommy Kramer, QB (PFW)
 2012-Adrian Peterson, RB (PFW/PFWA)

NFL ROOKIE OF THE YEAR

1963-Paul Flatley, WR (AP, UPI, NEA, TSN)
 1967-Chuck Foreman, RB (AP, PFWA)
 1976-Sammy White, WR (AP, PFWA)
 1998-Randy Moss, WR (TSN, FN, PFW, SI)
 2007-Adrian Peterson, RB (TSN, PFW, SI)
 2009-Percy Harvin, WR/KR (Pepsi)
 2014-Teddy Bridgewater, QB (Pepsi)
 2020-Justin Jefferson, WR (TSN)

NFL OFFENSIVE ROOKIE OF THE YEAR

1973-Chuck Foreman, RB, (PFW)
 1976-Sammy White, WR, (PFW, PD)
 1998-Randy Moss, WR (AP, FD, CPFW)
 2007-Adrian Peterson, RB (AP, PFW)
 2009-Percy Harvin, WR/KR (AP, PFW)

NFL DEFENSIVE ROOKIE OF THE YEAR

1994-Dewayne Washington, CB (PFN)

WALTER PAYTON AWARD-NFL MAN OF THE YEAR

1999-Cris Carter
 2010-Madieu Williams

NFL ALUMNI PLAYERS OF THE YEAR

1988-Alumni Carter (WR), Joey Browner (DB)
 1992-Randall McDaniel (OL)
 1994-Cris Carter (WR)
 1998-Gary Anderson (ST), Randall Cunningham (QB), Randy Moss (WR), John Randle (DL)
 2000-Cris Carter (WR), Daunte Culpepper (QB)
 2006-Steve Hutchinson (DL)
 2008-Adrian Peterson (RB)
 2009-Steve Hutchinson (DL), Jared Allen (DL)

NFL ALUMNI CAREER ACHIEVEMENT AWARD

1995-Alan Page

NFC ROOKIE OF THE YEAR

1973-Chuck Foreman, RB (Wheaties, TSN)
 1976-Sammy White, WR (UPI, TSN, NEA)
 1998-Randy Moss, WR (PFWA)

NFC OFFENSIVE ROOKIE OF THE YEAR

1998-Randy Moss, WR (PFWA)

1,000 YARD CLUB

(For the outstanding blocker in the NFL)

1969-Mick Tingelhoff, C

1975-Ron Yary, T

GOLDEN TOE AWARD

1940-Fuad Reveiz
 1998-Gary Anderson
 2012-Blair Walsh

PRO BOWL PLAYERS

1961-Hugh McElhenry, HB; Jerry Reichow, E
 1962-Tommy Mason, HB
 1963-Tommy Mason, HB; Grady Alderman, T; Rip Hawkins, LB
 1964-Tommy Mason, HB; Grady Alderman, T; Mick Tingelhoff, C; Fran Tarkenton, QB, Bill Brown, RB
 1965-Grady Alderman, T; Bill Brown, FB; Fran Tarkenton, QB; Mick Tingelhoff, C
 1966-Paul Flatley, E; Grady Alderman, T; Milt Sunde, G; Mick Tingelhoff, C
 1967-Mick Tingelhoff, C; Grady Alderman, T; Bill Brown, FB
 1968-Mick Tingelhoff, C; Bill Brown, FB; Carl Eller, DE; Jim Marshall, DE; Alan Page, DT
 1969-Carl Eller, DE; Joe Kapp, QB; Paul Krause, S; Gary Larsen, DT; Jim Marshall, DE; Alan Page, DT; Gene Washington, WR; Mick Tingelhoff, C
 1970-Fred Cox, K; Carl Eller, DE; Karl Kasulke, S; Gary Larsen, DT; Dave Osborn, HB; Alan Page, DT; Gene Washington, WR
 1971-Carl Eller, DE; Alan Page, DT; Paul Krause, DB; Ron Yary, T; Bob Grim, WR
 1972-John Gilliam, WR; Paul Krause, DB; Alan Page, DT; Ron Yary, T
 1973-Chuck Foreman, RB; John Gilliam, WR; Paul Krause, S; Alan Page, DT; Jeff Siemon, LB; Ron Yary, T; Carl Eller, DE
 1974-Carl Eller, DE; Chuck Foreman, RB; John Gilliam, WR; Paul Krause, S; Alan Page, DT; Fran Tarkenton, QB; Ron Yary, T
 1975-Bobby Bryant, DB; Chuck Foreman, RB; John Gilliam, WR; Paul Krause, S; Alan Page, DT; Jeff Siemon, LB; Fran Tarkenton, QB; Ed White, G; Ron Yary, T
 1976-Jeff Siemon, LB; Ed White, G; Ron Yary, T; Sammy White, WR; Chuck Foreman, RB; Fran Tarkenton, QB; Alan Page, DT
 1977-Matt Blair, LB; Chuck Foreman, RB; Jeff Siemon, LB; Ed White, G; Sammy White, WR; Ron Yary, T
 1978-Matt Blair, LB; Ahmad Rashad, WR
 1979-Matt Blair, LB; Ahmad Rashad, WR
 1980-Matt Blair, LB; Ahmad Rashad, WR
 1981-Matt Blair, LB; Ahmad Rashad, WR; Joe Sener, TE
 1982-Matt Blair, LB
 1984-Jan Stenerud, K
 1985-Joe Browner, special teams
 1986-Tommy Kramer, QB; Joey Browner, S; Steve Jordan, TE
 1987-Joe Browner, S; Chris Doleman, DE; Scott Studwell, LB; Anthony Carter, WR; Steve Jordan, TE; Gary Zimmerman, T
 1988-Joe Browner, S; Chris Doleman, DE; Carl Lee, CB; Keith Millard, DT; Scott Studwell, LB; Anthony Carter, WR; Steve Jordan, TE; Wade Wilson, QB; Gary Zimmerman, T
 1989-Joe Browner, S; Chris Doleman, DE; Carl Lee, CB; Keith Millard, DT; Steve Jordan, TE; Randall McDaniel, G; Gary Zimmerman, T
 1990-Joe Browner, S; Chris Doleman, DE; Carl Lee, CB; Steve Jordan, TE; Randall McDaniel, G
 1991-Steve Jordan, TE; Randall McDaniel, G; Henry Thomas, NT
 1992-Chris Doleman, DE; Randall McDaniel, G; Audrey McMillan, CB; Todd Scott, S; Henry Thomas, DT; Gary Zimmerman, T
 1993-Cris Carter, WR; Chris Doleman, DE; Randall McDaniel, G; John Randle, DT
 1994-Cris Carter, WR; Jack Del Rio, LB; Randall McDaniel, G; Warren Moon, QB; John Randle, DT; Fuad Reveiz, K
 1995-Cris Carter, WR; Randall McDaniel, G; Warren Moon, QB; John Randle, DT
 1996-Cris Carter, WR; Randall McDaniel, G; John Randle, DT
 1997-Cris Carter, WR; Randall McDaniel, G; John Randle, DT; Todd Steussie, T
 1998-Gary Anderson, K; Cris Carter, WR; Jeff Christy, C; Randall Cunningham, QB; Ed McDaniel, LB; Randall McDaniel, G; Randy Moss, WR; John Randle, DT; Robert Smith, RB; Todd Steussie, T
 1999-Mitch Berger, P; Cris Carter, WR; Jeff Christy, C; Randall McDaniel, G; Randy Moss, WR

2000-Matt Birk, C; Cris Carter, WR; Daunte Culpepper, QB; Robert Griffith, S; Randy Moss, WR; Robert Smith, RB; Korey Stringer, T
 2001-Matt Birk, C; Byron Chamberlain, TE
 2002-Michael Bennett, RB; Randy Moss, WR
 2003-Matt Birk, C; Corey Chavous, S; Daunte Culpepper, QB; Randy Moss, WR
 2004-Matt Birk, C; Daunte Culpepper, QB; Kevin Williams, DT
 2005-Koren Robinson, KR; Darren Sharper, S
 2006-Matt Birk, C; Steve Hutchinson, G; Kevin Williams, DT; Pat Williams, DT
 2007-Matt Birk, C; Steve Hutchinson, G; Adrian Peterson, RB; Tony Richardson, FB; Darren Sharper, S; Kevin Williams, DT; Pat Williams, DT
 2008-Jared Allen, DE; Steve Hutchinson, G; Adrian Peterson, RB; Kevin Williams, DT; Pat Williams, DT; Antoine Winfield, CB
 2009-Jared Allen, DE; Heath Farwell, LB; Brett Favre, QB; Percy Harvin, WR/KR; Steve Hutchinson, G; Bryant McKinnie, T; Adrian Peterson, RB; Sidney Rice, WR; Kevin Williams, DT; Antoine Winfield, DB
 2010-E.J. Henderson, LB; Adrian Peterson, RB; Kevin Williams, DT; Antoine Winfield, CB
 2011-Jared Allen, DE; Chad Greenway, LB
 2012-Jared Allen, DE; Jerome Felton, FB; Chad Greenway, LB; Matt Kalil, T; Adrian Peterson, RB; Kyle Rudolph, TE; Blair Walsh, K
 2013-Cordarrelle Patterson, KR; Adrian Peterson, RB
 2015-Antony Barr, LB; Teddy Bridgewater, QB; Everson Griffen, DE; Adrian Peterson, RB; Harrison Smith, S
 2016-Antony Barr, LB; Everson Griffen, DE; Linval Joseph, DT; Cordarrelle Patterson, KR; Xavier Rhodes, CB; Harrison Smith, S
 2017-Antony Barr, LB; Everson Griffen, DE; Linval Joseph, DT; Xavier Rhodes, CB; Kyle Rudolph, TE; Harrison Smith, S; Adam Thielen, WR
 2018-Antony Barr, LB; Danielle Hunter, DE; Harrison Smith, S; Adam Thielen, WR
 2019-Dalvin Cook, RB; Kirk Cousins, QB; Everson Griffen, DE; CJ, Ham, FB; Danielle Hunter, DE; Eric Kendrick, LB; Xavier Rhodes, CB; Harrison Smith, S
 2020-Dalvin Cook, RB; Justin Jefferson, WR
 2021-Dalvin Cook, RB; Justin Jefferson, WR; Harrison Smith, S; Brian O'Neill, T; Kirk Cousins, QB

Bold - Starter

*Pro Bowl hosted virtually through Madden NFL 21
 *Did not play
 AP-Associated Press; CPFN-College & Pro Football Newsweekly; FD-Football Digest; FN-Football News; NEA-Newspaper Enterprise Assoc.; PFW-Pro Football Weekly; PFWA-Pro Football Writers of America; SI-Sports Illustrated; TSN-The Sporting News; UPI-United Press International; USA-USA Today



Joey Browner went to 6 consecutive Pro Bowls for the Vikings from 1985-90.

VIKINGS PRO BOWL HONOREES

MOST PRO BOWL SEASONS


11	Randall McDaniel, G	1989-99
9	Alan Page, DT	1968-76
8	Cris Carter, WR	1993-00
7	Ron Vary, T	1971-77
7	Adrian Peterson, RB	2007-10, '12-13, '15
6	Joey Browner, S	1985-90
6	Matt Blair, LB	1977-82
6	Chris Doleman, DE	1987-90, '92-93
6	Carl Eller, DE	1968-71, '73-74
6	Paul Krause, S	1969, '71-75
6	Steve Jordan, TE	1986-91
6	John Randle, DT	1993-98
6	Mick Tingelhoff, C	1964-69
6	Matt Birk, C	2000-01, '03-04, '06-07
6	Kevin Williams, DT	2004, '06-10
6	Harrison Smith, S	2015-19, '21

MOST PRO BOWL STARTS

11	Randall McDaniel, G	1989-99
7	Alan Page, DT	1968-71, '73-75
7	Ron Vary, T	1971-77
6	John Randle, DT	1993-98
5	Chris Doleman, DE	1987-90, '92
5	Adrian Peterson, RB	2007-09, '12, '15

VIKINGS PRO BOWL MVPs

Fran Tarkenton, QB	1964
Ahmad Rashad, WR	1978
Randy Moss, WR	1999
Adrian Peterson, RB	2007
Kyle Rudolph, TE	2012



The Vikings had 6 players earn Pro Bowl honors in 1977: Chuck Foreman, Ed White and Sammy White (back row); Ron Vary, Matt Blair and Jeff Siemon (front row).



Fred Cox (#14) was the first Vikings kicker to earn Pro Bowl honors, joining (L-R) Karl Kassulke, Gene Washington, Carl Eller, Gary Larsen, Alan Page and Dave Osborn in 1970.

VIKINGS RETIRED JERSEY NUMBERS


- #10 - QB Fran Tarkenton- Retired October 7, 1979
- #88 - DT Alan Page- Retired September 25, 1988
- #70 - DE Jim Marshall- Retired November 28, 1999
- #77 - T Korey Stringer- Retired November 19, 2001
- #53 - C Mick Tingelhoff- Retired November 25, 2001
- #80 - WR Cris Carter- Retired September 14, 2003



Mick Tingelhoff



Alan Page



Jim Marshall



Korey Stringer



Fran Tarkenton



Cris Carter

WALTER PAYTON NFL MAN OF THE YEAR

A pair of Vikings players have earned the highest honor bestowed upon an NFL player for his work off the field, the Walter Payton Man of the Year award. Cris Carter earned the trophy in 1999 before it was renamed for Payton and Madiue Williams was the recipient in 2010.

1999	Cris Carter
2010	Madiue Williams

KOREY STRINGER GOOD GUY AWARD

In 2001 the Twin Cities chapter of the Pro Football Writers of America awarded the first Korey Stringer Good Guy Award in honor of the late Vikings lineman. The award is voted on annually by members of the Twin Cities media and presented to the Vikings player who is the most cooperative and has the best attitude with the media.

2001	Byron Chamberlain, TE	2008	Bobby Wade, WR	2015	Captain Munnerlyn, CB
2002	Matt Birk, C	2009	Visanthe Shiancoe, TE	2016	Captain Munnerlyn, CB
2003	Daunte Culpepper, QB	2010	Ben Leber, LB	2017	Adam Thielen, WR
2004	Daunte Culpepper, QB	2011	Percy Harvin, WR	2018	Latavious Murray, RB
2005	Koren Robinson, WR	2012	Chad Greenway, LB	2019	Anthony Harris, S
2006	Antoine Winfield, CB	2013	Kevin Williams, DT	2020	Dalvin Cook, RB
2007	Ben Leber, LB	2014	Brian Robison, DE	2021	Justin Jefferson, WR



ED BLOCK COURAGE AWARD

Each year, the Ed Block Courage Awards honors those National Football League players who exemplify commitments to the principles of sportsmanship and courage. This award is unique in that the recipients are selected solely by a vote of their teammates.

1984	Steve Riley, T	1997	Robert Smith, RB	2010	Cedric Griffin, CB
1985	Keith Nord, S	1998	Randall Cunningham, QB	2011	Anthony Herrera, G
1986	Walker Lee Ashley, LB	1999	Robert Griffith, S	2012	Adrian Peterson, RB
1987	Scott Studwell, LB	2000	Gary Anderson, K	2013	Kevin Williams, DT
1988	Leo Lewis, WR	2001	Daunte Culpepper, QB	2014	Greg Jennings, WR
1989	Jim Gustafson, WR	2002	Lewis Kelly, G	2015	Phil Loadholt, T
1990	Gary Zimmerman, T	2003	Eric Kelly, CB	2016	Teddy Bridgewater, QB
1991	Terry Allen, RB	2004	Corey Chavous, S	2017	Kyle Rudolph, TE
1992	Darrin Nelson, RB	2005	Koren Robinson, WR	2018	Everson Griffen, DE
1993	Henry Thomas, DT	2006	Matt Birk, C	2019	Linval Joseph, DT
1994	Cris Carter, WR	2007	Chad Greenway, LB	2020	Cam Smith, LB
1995	John Randle, DT	2008	Kenechi Udeze, DE	2021	Anthony Barr, LB
1996	Scottie Graham, RB	2009	E.J. Henderson, LB		



Kenechi Udeze

VIKINGS COMMUNITY MAN OF THE YEAR

The Vikings long tradition of being active in the community through charitable contributions and activities along with focused attention on youth health, education and welfare is reflected annually when a player is selected to represent the club for the NFL-sponsored Walter Payton Man of the Year award.

1996	Cris Carter
1997	Cris Carter
1998	Cris Carter
1999	Cris Carter
2000	Robert Griffith
2001	Matt Birk
2002	Matt Birk
2003	Matt Birk
2004	Matt Birk
2005	Matt Birk
2006	Matt Birk
2007	Matt Birk
2008	Matt Birk
2009	EJ Henderson
2010	Madiue Williams
2011	Chad Greenway
2012	Adrian Peterson
2013	John Sullivan
2014	Chad Greenway
2015	Chad Greenway
2016	Chad Greenway
2017	Kyle Rudolph
2018	Kyle Rudolph
2019	Kyle Rudolph
2020	Eric Kendricks
2021	Anthony Barr



Robert Griffith (far right, top photo) joined at a school visit by Orlando Thomas and Korey Stringer. Matt Birk (bottom photo) welcomed a student group to Winter Park.

NFL TEAMS OF THE DECADES

****All-Decade Teams chosen by the Pro Football Hall of Fame****

1960s ALL-DECADE TEAM

OFFENSE

SE - Del Shofner
SE - Charley Taylor
FL - Gary Collins
FL - Boyd Dowler
TE - John Mackey
T - Bob Brown
T - Forrest Gregg
T - Ralph Neely
G - Gene Hickerson
G - Jerry Kramer
G - Howard Mudd
G - Jim Ringo
QB - Sonny Jurgenson
QB - Bart Starr
QB - Johnny Unitas
HB - John David Crow
HB - Paul Hornung
HB - LeRoy Kelly
HB - Gale Sayers
FB - Jim Brown
FB - Jim Taylor
K - Jim Bakken
K - Jim Bakken

DEFENSE

DE - Doug Atkins
DE - Willie Davis
DE - Deacon Jones
DT - Alex Karras
DT - Bob Lilly
DT - Merlin Olsen
LB - Dick Butkus
LB - Larry Morris
LB - Ray Nitschke
LB - Tommy Nobis
LB - Dave Robinson
CB - Herb Adderly
CB - Lem Barney
CB - Bobby Boyd
S - Willie Wood
S - Eddie Meador
S - Larry Wilson

SPECIALISTS

P - Don Chandler

1970s ALL-DECADE TEAM

OFFENSE

WR - Harold Carmichael
WR - Drew Pearson
WR - Lynn Swann
WR - Paul Warfield
TE - Dave Casper
TE - Charlie Sanders
T - Dan Dierdorf
T - Art Shell
T - Rayfield Wright

T - RON YARY

G - Joe DeLamielleure
G - John Hannah
G - Larry Little
G - Gene Upshaw
C - Jim Langer
C - Mike Webster
QB - Terry Bradshaw
QB - Ken Stabler
QB - Roger Staubach
RB - Earl Campbell
RB - Franco Harris
RB - Walter Payton
RB - O.J. Simpson
K - Garo Yepremian
K - Jim Bakken

DEFENSE

DE - CARL ELLER
DE - L.C. Greenwood
DE - Harvey Martin
DE - Jack Youngblood
DT - Joe Greene
DT - Bob Lilly
DT - Merlin Olsen
DT - ALAN PAGE
LB - Bobby Bell
LB - Robert Brazile
LB - Dick Butkus
LB - Jack Ham
LB - Ted Hendricks
LB - Jack Lambert
LB - Willie Brown
CB - Jimmy Johnson
CB - Roger Wehrli
CB - Louis Wright
S - Dick Anderson
S - Cliff Harris
S - Ken Houston
S - Larry Wilson

SPECIALISTS

P - Ray Guy

1980s ALL-DECADE TEAM

OFFENSE

WR - Jerry Rice
WR - Steve Largent
WR - James Lofton
WR - Art Monk
TE - Kellen Winslow
TE - Ozzie Newsome
T - Anthony Munoz
T - Jim Covert

T - GARY ZIMMERMAN

T - Joe Jacoby
G - John Hannah
G - Russ Grimm
G - Bill Fralic
G - Mike Munchak
C - Dwight Stephenson
C - Mike Webster
QB - Joe Montana
QB - Dan Fouts
RB - Walter Payton
RB - Eric Dickerson
RB - Roger Craig
RB - John Riggins

DEFENSE

DE - Reggie White
DE - Howie Long
DE - Lee Roy Selmon
DE - Bruce Smith
DT - Randy White
DT - Dan Hampton
DT - Dave Butz
DT - KEITH MILLARD
LB - Mike Singletary
LB - Lawrence Taylor
LB - Ted Hendricks
LB - Jack Lambert
LB - Andre Tippett
LB - John Anderson
LB - Carl Banks
CB - Mike Haynes
CB - Mel Blount
CB - Frank Minnifield
CB - Lester Hayes
S - Ronnie Lott
S - Kenny Easley
S - Deron Cherry

S - JOEY BROWNER

S - Nolan Cromwell

SPECIALISTS

P - Sean Landeta
P - Reggie Roby
K - Morten Andersen
K - Eddie Murray
PR - Billy Johnson
PR - John Taylor
KR - Mike Nelms
KR - Rick Upchurch



CARL ELLER



GARY ZIMMERMAN



KEITH MILLARD



JOEY BROWNER



NFL TEAMS OF THE DECADES

****All-Decade Teams chosen by the Pro Football Hall of Fame****

1990s ALL-DECADE TEAM

OFFENSE

WR - CRIS CARTER

WR - Jerry Rice
WR - Tim Brown
WR - Michael Irvin
TE - Shannon Sharpe
TE - Ben Coates
T - William Roaf

T - GARY ZIMMERMAN

T - Tony Boselli
T - Richmond Webb
G - Bruce Matthews

G - RANDALL McDANIEL

G - Larry Allen
G - Steve Wisniewski
C - Dermontti Dawson
C - Mark Stepnoski
QB - John Elway
QB - Brett Favre
RB - Barry Sanders
RB - Emmitt Smith
RB - Terrell Davis
RB - Thurman Thomas

DEFENSE

DE - Bruce Smith
DE - Reggie White

DE - CHRIS DOLEMAN

DE - Neil Smith
DT - Cortez Kennedy

DT - JOHN RANDLE

DT - Warren Sapp
DT - Bryant Young
LB - Kevin Greene
LB - Junior Seau
LB - Derrick Thomas
LB - Cornelius Bennett
LB - Hardy Nickerson
LB - Levon Kirkland
CB - Deion Sanders
CB - Rod Woodson
CB - Darrell Green
CB - Aeneas Williams
S - Steve Atwater
S - LeRoy Butler
S - Carnell Lake
S - Ronnie Lott

SPECIALISTS

P - Darren Bennett
P - Sean Landeta
K - Morten Andersen

K - GARY ANDERSON

PR - Deion Sanders
PR - Mel Gray
KR - Michael Bates
KR - Mel Gray

2000s ALL-DECADE TEAM

OFFENSE

WR - RANDY MOSS

WR - Marvin Harrison
WR - Torry Holt
WR - Terrell Owens
TE - Tony Gonzalez
TE - Antonio Gates
T - Walter Jones
T - Jonathan Ogden
T - Orlando Pace

T - Willie Roaf

G - Alan Faneca

G - STEVE HUTCHINSON

G - Larry Allen
G - Will Shields
C - Kevin Mawae
C - Olin Kreutz
QB - Tom Brady
QB - Peyton Manning
RB - LaDainian Tomlinson
RB - Edgerrin James
RB - Shaun Alexander
RB - Jamal Lewis
FB - Lorenzo Neal

DEFENSE

DE - Dwight Freeney
DE - Michael Strahan
DE - Julius Peppers
DE - Jason Taylor

DT - Warren Sapp

DT - Richard Seymour

DT - La'Roi Glover

DT - KEVIN WILLIAMS

LB - Derrick Brooks
LB - Ray Lewis
LB - Brian Urlacher
LB - Joey Porter
LB - Zach Thomas
LB - DeMarcus Ware
CB - Champ Bailey
CB - Charles Woodson
CB - Ronde Barber
CB - Ty Law

S - Darren Sharper

S - Ed Reed

S - Chris Dawkins

S - Troy Polamalu

SPECIALISTS

P - Shane Lechler
P - Brian Moorman
K - Adam Vinatieri
K - David Akers
PR - Dante Hall
PR - Devin Hester
KR - Josh Cribbs
KR - Dante Hall

2010s ALL-DECADE TEAM

OFFENSE

WR - Antonio Brown
WR - Larry Fitzgerald
WR - Calvin Johnson
WR - Julio Jones
TE - Rob Gronkowski
TE - Travis Kelce
T - Jason Peters
T - Tyron Smith
T - Joe Staley

T - Joe Thomas

G - Jahri Evans

G - Logan Mankins

G - Zach Martin

G - Marshal Yanda

C - Alex Mack

C - Maurkice Pouncey

QB - Tom Brady

QB - Aaron Rodgers

RB - ADRIAN PETERSON

RB - Frank Gore
RB - Marshawn Lynch
RB - LeSean McCoy
Flex - Darren Sproles

DEFENSE

DE - Calais Campbell
DE - Cameron Jordan
DE - Julius Peppers
DE - J.J. Watt

DT - Geno Atkins

DT - Fletcher Cox

DT - Aaron Donald

DT - Ndamukong Suh

LB - Chandler Jones

LB - Luke Kuechly

LB - Khalil Mack

LB - Von Miller

LB - Bobby Wagner

LB - Patrick Willis

CB - Patrick Peterson

CB - Darrelle Revis

CB - Richard Sherman

S - Eric Berry

S - Earl Thomas

S - Eric Weddle

DB - Chris Harris

DB - Tyrann Mathieu

SPECIALISTS

P - Johnny Hecker
P - Shane Lechler
K - Stephen Gostkowski
K - Justin Tucker
PR - Tyreek Hill
PR - Darren Sproles
KR - CORDARRELLE PATTERSON
KR - Devin Hester



STEVE HUTCHINSON



KEVIN WILLIAMS




JOHN RANDLE



ADRIAN PETERSON

HOMES OF THE VIKINGS



The Vikings played their home games for 21 seasons (1961-81) at Metropolitan Stadium and for 32 seasons (1982-2013) at Mall of America Field at the Hubert H. Humphrey Metrodome. The Vikings then moved outdoors to the campus of the University of Minnesota for 2 seasons (2014-15) while U.S. Bank Stadium was being constructed. Ground breaking for the new facility took place in December 2013 and the Vikings played the 1st game there in the 2016 preseason opener on August 28 vs. San Diego. U.S. Bank Stadium hosted Super Bowl LII and the 2019 NCAA Men's Final Four.

The Vikings have called four stadiums "home" in their 62-season history: Metropolitan Stadium in Bloomington, Mall of America Field at the Hubert H. Humphrey Metrodome in Minneapolis, TCF Bank Stadium on the campus of the University of Minnesota and U.S. Bank Stadium, located on the same site as the Metrodome in Minneapolis. On Sept. 10, 1961, the Vikings played their first-ever home game, a 21-17 preseason loss to the L.A. Rams at Metropolitan Stadium. Over 21 seasons the Vikings compiled a 97-59-4 record, including playoffs, at Met Stadium and possessed one of the most dominant home field advantages in professional football. On Dec. 20, 1981, the Vikings played the last game at the Met, a 10-6 loss to the Kansas City Chiefs. Capacity of the Met was 48,446 in the stadium's final year. The Vikings played their last season in the Metrodome in 2013 after the passage of a new stadium bill. The new Vikings stadium, U.S. Bank Stadium, was built on the Metrodome site with the Vikings playing their home games on the University of Minnesota's campus at TCF Bank Stadium from 2014-15.

The Vikings moved indoors in 1982 to the Metrodome in downtown Minneapolis. Seating capacity for the Metrodome was 64,134. In 32 seasons at the Metrodome the Vikings owned a 168-92 record, which includes a 6-4 mark in NFL playoff action. The 2013 season marked 32nd campaign in the Metrodome, 11 seasons longer than the Vikings played at Metropolitan Stadium. The Metrodome had been host to many marquee sporting events, including Super Bowl XXVI, the 1987 and 1991 World Series, the 1985 Major League Baseball All-Star Game, the 1992 and 2001 NCAA Final Four basketball tournaments and the 1998 NFC Championship Game. The Metrodome also hosted NCAA Men's Basketball Regionals in 2000, 2003 and 2005.

During their two-year stay at TCF Bank Stadium, which has a capacity of 54,000, the Vikings had an 11-5 regular season record, giving them the highest win percentage all-time among teams in a temporary stadium and became the only team to secure a playoff berth while playing in a temporary stadium. The final game played at TCF Bank Stadium, a Wild Card Playoff game vs. Seattle (1/10/16) was the coldest game in Vikings history and the 3rd-coldest game in NFL history with a kickoff temperature of minus-6 Fahrenheit.

U.S. Bank Stadium hosted the first regular season game on Sept. 18, 2016 in prime time matchup vs. Green Bay, a 17-14 Vikings win. Vikings TE Kyle Rudolph scored the 1st TD for the club in their new home on a pass from Sam Bradford against the Packers. The 1st playoff game in the stadium was one for the ages, a 29-24 win over New Orleans in the Divisional Round with the winning TD coming on a 61-yard pass to Stefon Diggs on the final play of the game. The Packers game on 12/23/19 drew a record home crowd of 67,157.

Metropolitan Stadium

First Vikings Regular Season Game: vs. Chicago (9/17/61), 37-13 Vikings win

Total Vikings Home Record at Met Stadium: 97-59-4 (.606), 160 games (regular season/playoffs)

Mall of America Field at the Hubert H. Humphrey Metrodome

First Vikings Regular Season Game: vs. Tampa Bay (9/12/82), 17-10 Vikings win

Total Vikings Home Record at Metrodome: 168-92-0 (.646), 260 games (regular season/playoffs)

TCF Bank Stadium

First Vikings Regular Season Game: vs. Chicago Bears (12/20/10), 40-14 Vikings loss

Total Vikings Home Record at TCF Bank Stadium: 11-7 (.611), 18 games (regular season/playoffs)

U.S. Bank Stadium

First Vikings Regular Season Game: Green Bay Packers (9/18/16), 17-14 Vikings win

Total Vikings Home Record at U.S. Bank Stadium: 33-16 (.673), 49 games (regular season/playoffs)

GJALLARHORN SOUNDERS

2007

NAME	GAME	DESCRIPTION
Hub Meeds	8/10 - Rams	Legendary Vikings Mascot
TJ Johnson	8/30 - Cowboys	Gjallarhorn Creator
Rick Kraft	9/9 - Falcons	Citizen Responder to I-35 Bridge Collapse
Chuck Foreman	9/30 - Packers	Vikings Ring of Honor RB
Bud Grant	10/28 - Eagles	Vikings Pro Football Hall of Fame Coach
Jerry Burns	11/4 - Packers	Vikings Ring of Honor Coach
Carl Eller	11/18 - Raiders	Vikings Pro Football Hall of Fame DE
John Kriesel	12/2 - Lions	Honored War Veteran
Mark Parrish	12/17 - Bears	Wild All-Star Right Wing
Joe Mauer	12/23 - Washington	Twins All-Star Catcher

2008

Dennis Koslowski	8/8 - Seahawks	Olympic Medalist - Wrestling
Ron Stolski	8/13 - Steelers	Brainerd High School Football Coach
Heath Farwell	9/14 - Colts	Vikings Linebacker
Robert Griffith	9/21 - Panthers	Vikings Safety
Eric Hilgenberg	10/12 - Lions	Son of Former Vikings Linebacker
Mardy Fish	11/2 - Texans	International Tennis Pro
Shawn Johnson	11/9 - Packers	Olympic Gold Medalist - Gymnastics
John Randle	11/30 - Bears	Vikings Pro Football Hall of Fame DT
Paul Krause	12/21 - Falcons	Vikings Pro Football Hall of Fame S and NFL record holder with 81 interceptions
Syd Dawy	12/28 - Giants	Representing Vikings Fans
Robert Smith	1/4 - Eagles	Vikings Running Back

2009

Irv Cross	8/21 - Chiefs	Former Sportscaster and NFL Player
Rufus Bess	9/4 - Cowboys	Vikings Cornerback
Jim Marshall	9/27 - 49ers	Vikings Ring of Honor DE
Randall McDaniel	10/5 - Packers	Vikings Pro Football Hall of Fame C
Brock Lesnar	10/18 - Ravens	UFC Heavyweight Champion / Gopher
Capt. Dustin Snare	11/15 - Lions	MN National Guard Soldier / Live from Iraq
Tom Kelly	11/22 - Seahawks	Twins Manager
Scott Stidwell	11/29 - Bears	Vikings Ring of Honor Member
Mick Tingelhoff	12/13 - Bengals	Vikings Center and Pro Football Hall of Famer
Neal Broten	1/3 - Giants	Hockey Legend / Olympic Gold Medalist
Joe Kapp	1/17 - Cowboys	Vikings Quarterback

2010

Stu Voigt	8/28 - Seahawks	Vikings Tight End
Greg Coleman	9/2 - Broncos	Vikings Punter
Gene Washington	9/19 - Dolphins	Vikings Wide Receiver
Mike Morris	9/26 - Lions	Vikings Long Snapper
Michael Cuddyer	10/17 - Cowboys	Twins First Baseman
Sidney Rice	11/7 - Cardinals	Vikings Wide Receiver
Fred Zamberletti	10/21 - Packers	Vikings Trainer and Ring of Honor Member
Jeff Siemon	12/5 - Bills	Vikings Linebacker

2011

Rich Frahm	8/27 - Cowboys	Local 512 / Dome Roof Repair
JT Brown	9/1 - Texans	Frozen Four MVP / U of M Duluth
Mona Dohman	9/18 - Buccaneers	Minnesota Public Safety Commissioner
Fred Cox	9/25 - Lions	Vikings Kicker
Lubby Smith	9/28 - Cardinals	Gophers Basketball Coach
Chris Doleman	10/23 - Packers	Vikings Pro Football Hall of Fame DE
Stan "Krusher" Kowalski	11/20 - Raiders	Minnesota U.S. Navy World War II Veteran / Pro Wrestling Icon
Paul Molitor	12/4 - Broncos	St. Paul Native / Baseball Hall of Famer
Kevin Love	12/18 - Saints	Minnesota Timberwolves All-Star
Butch Clayman	1/1 - Bears	Representing Vikings Fans

2012

Jack Jablonski	8/17 - Bills	Inspirational Injured Hockey Player
Ted Brown	8/24 - Chargers	Vikings Running Back
Larry Spooner	9/9 - Jaguars	Representing Vikings Fans Stadium Push
Josh Duhamel	9/23 - 49ers	Hollywood Actor / Vikings Fan
Flip Saunders	10/7 - Titans	NBA Coach / Gopher Alumnus
Juan Berenguer	10/21 - Cardinals	Minnesota Twins Pitcher
Matt Blair	10/25 - Buccaneers	Vikings Ring of Honor LB
Betty Wall Strohmus	11/18 - Lions	Female World War II Aviator
John Gagliardi	12/9 - Bears	St. Johns University Football Coach
Nicholas David	12/30 - Packers	Finalist on <i>The Voice</i> / Minnesota Native

2013

LeRoy Bendickson	8/9 - Texans	Vikings Season Ticket Holder / Activist
Rickey Young	8/29 - Titans	Vikings RB
Hubert H. Humphrey IV	9/22 - Browns	Grandson of Hubert H. Humphrey
David Haye	9/29 - Steelers	British Professional Boxer
Lindsay Whalen	10/13 - Panthers	Lynx All-Star / Gopher Alumni / Olympian
Joey Browner	10/27 - Packers	Vikings Safety and Ring of Honor member
Cris Carter	11/7 - Washington	Vikings Pro Football Hall of Fame WR
Jerry Reichow	12/1 - Bears	Vikings Player Personnel
Daunte Culpepper	12/15 - Eagles	Vikings Quarterback
Bud Grant	12/29 - Lions	Vikings HOF Coach

2014

SSG Patrick Loch	8/8 - Raiders	Minnesota Army National Guard
Derrick Langeslay	8/16 - Cardinals	New Stadium Construction Worker
Milt Sunde	9/14 - Patriots	Gophers & Vikings Guard
Zach Lavine	9/28 - Falcons	Minnesota Timberwolves Guard
Rose Murphy	10/12 - Lions	Breast Cancer Survivor / Mother of Teddy Bridgewater
Tyrene Carter	11/2 - Washington	Gophers & Vikings Safety
Sgt Tom Block	9/20 - Packers	United States Army Ranger
Gary Larsen	11/30 - Panthers	Vikings Defensive Tackle
Jerry Kill	12/7 - Jets	University of Minnesota Head Football Coach
Bryan Obadzinski	12/28 - Bears	Longtime Vikings Fan

2015

Phil Housley	8/15 - Buccaneers	NHL Hall of Famer from St. Paul, Minnesota
Maddyn Greenway	8/22 - Raiders	Daughter of Vikings LB Chad Greenway
Alan Page	9/20 - Lions	Vikings Hall of Fame DT, MN Supreme Court Justice
Fran Tarkenton	9/27 - Chargers	Vikings Hall of Fame QB
Minnesota Lynx	10/18 - Chiefs	The 2015 WNBA Champions
Eric Marts	11/8 - Rams	Army Master Sergeant, 34th Infantry Division
Devan Dubnyk	11/22 - Packers	Minnesota Wild Goalie
Phil Loadholt	12/6 - Seahawks	Vikings Tackle
Sid Hartman	12/20 - Bears	Twin Cities Media Icon
Eric Kaler	12/27 - Giants	University of Minnesota President
Rhett Ellison	1/10 - Seahawks	Vikings Tight End

GJALLARHORN SOUNDERS

2016

NAME	GAME	DESCRIPTION
David Plummer	8/28 - Chargers	Olympic Medalist and Former Gophers Swimmer
Dave Mansell	9/1 - Rams	Mortenson Construction General Superintendent on U.S. Bank Stadium
Bud Grant	9/1 - Packers	Vikings Head Coach and Pro Football HOFer
Randy Moss	10/3 - Giants	Vikings WR & ESPN Analyst
Tommy Kramer	10/9 - Texans	Vikings QB
Richard Nash	11/6 - Lions	Adjutant General of Minnesota National Guard
Pete Berlich	11/20 - Cardinals	Vikings LB, coach and Vikings Radio Network Analyst
Ron Yary	12/1 - Cowboys	Vikings OT and Pro Football HOFer
Carl Lee	12/18 - Colts	Vikings CB
Erik Haula	1/1/17 - Bears	Minnesota Wild Center

2017

NAME	GAME	DESCRIPTION
E.J. Henderson	8/27 - 49ers	Vikings LB and Vikings Youth Football Manager
Mark Sharockman	8/31 - Dolphins	Son of Late Vikings CB Ed Sharockman
Randy Moss	9/11 - Saints	Former Vikings WR and Vikings Ring of Honor Inductee
Pl. Fleck	9/24 - Buccaneers	University of Minnesota Head Football Coach
Ahmad Rashad	10/1 - Lions	Former Vikings WR and Vikings Ring of Honor Inductee
Haþor Bjornsson	10/15 - Packers	Professional Strongman and Actor 'Mountain' on <i>Game of Thrones</i>
Curtis Axel	10/22 - Ravens	Star of World Wrestling Entertainment and Minnesota Native
John Jensen	11/19 - Rams	Major General of Minnesota National Guard
Robert J. O'Neill	12/17 - Bengals	Member of SEAL Team 6
Joseph Votel	12/31 - Bears	United States Army 4-star General
John Randle	1/14/18 - Saints	Pro Football Hall of Famer and Vikings Ring of Honor Member

2018

NAME	GAME	DESCRIPTION
Joe Berger	8/18 - Jaguars	Vikings Offensive Lineman
Ryan Dungey	8/24 - Seahawks	Motocross/Supercross Champion and Belle Plaine, MN Native
Todd Steussie	9/9 - 49ers	Vikings Pro Bowl T and Member of 1998 Team
Zach Green	9/23 - Bills	Son of the Late Dennis Green on his Ring of Honor Induction Day
Chris Doleman	10/14 - Cardinals	Pro Football HOF, Ring of Honor DE Battling Glioblastoma
Jessie Diggs	10/28 - Saints	Olympic Gold Medalist Cross Country Skier and Afton, MN Native
Antoine Winfield	11/11 - Lions	Vikings Pro Bowl CB
Olympic Curling Team	11/25 - Packers	2018 Men's Gold Medal Curlers (John Shuster, Tyler George, John Landsteiner, Joe Polo)
Kent Hrbek	12/16 - Dolphins	Twins All-Star 1B, World Series Champion and Bloomington, MN Native
Brad Johnson	12/30 - Bears	Vikings QB

2019

NAME	GAME	DESCRIPTION
Taquarius Wair	8/18 - Seahawks	Childhood Burn Victim, Football Player at Minneapolis North and Mesabi Range JC
Nelson Cruz	8/24 - Cardinals	Minnesota Twins Star OF/DH
Scott Studwell	9/8 - Raiders	Vikings ROH Member, retired after 42 years with organization as player and scout
Jim Marshall	9/22 - Falcons	Marshall with Purple People Eaters teammates Alan Page, Gary Larsen and Carl Eller
Keith Millard	10/13 - Eagles	Vikings DT and 1989 NFL Defensive Player of the Year
Steve Jordan	10/24 - Washington	Vikings Ring of Honor Inductee and record-setting TE played for team 1982-94
Jake Peterson	11/17 - Broncos	10-year U.S. Army veteran and Green Beret
Tyler Johnson	12/8 - Lions	Gophers WR from Minneapolis North HS, joined by native Minnesotan senior Gophers
Brian Robison	12/23 - Packers	Vikings DE
David Dixon	12/29 - Bears	Vikings G

2020

NAME	GAME	DESCRIPTION
Family of George Floyd	9/13 - Packers	Horn not sounded in honor of Floyd and others who no longer have a voice due to racism
Dr. Andrew Olson	9/27 - Titans	Bethesda Hospital Medical Director, Minnesota's COVID-19 Response Center
Erika Rucks	10/18 - Falcons	Lymphoma and breast cancer survivor, pediatric oncology nurse at UMN Children's
Colonel Gregory Fix	11/8 - Lions	Commander of Minnesota's 34th Expeditionary Combat Aviation Brigade
Ryan Burnet	11/22 - Cowboys	Founder of Northside Boxing Club in NE Minneapolis
Adrienne Diercks	11/29 - Panthers	Founder and Executive Director of Project Success
Emily Hunt Turner	12/6 - Jaguars	CEO of All Square
Patrick Healy	12/20 - Bears	Vikings Special Olympics Unified Flag Football team member

2021

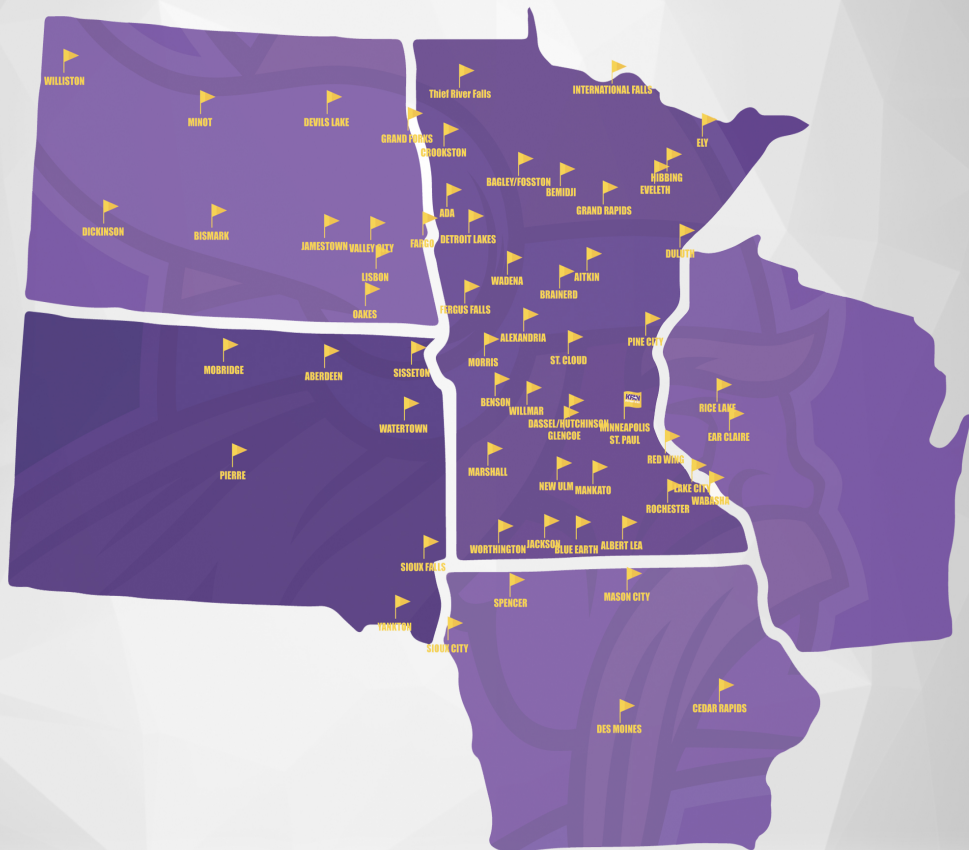
NAME	GAME	DESCRIPTION
Gable Stevenson	8/14 - Broncos	Olympic Gold Medalist
Conrad Cardano	8/21 - Colts	Player Personnel Consultant
Randall McDaniel	9/26 - Seahawks	Vikings Offensive Guard and Pro Football Hall of Famer
Kevin Williams	9/3 - Browns	Vikings Ring of Honor Inductee
Mark Rosen	10/10 - Lions	Twin Cities Broadcasting Legend
Steve Hutchinson	10/31 - Cowboys	Vikings Offensive Guard and Pro Football Hall of Famer
Donald "Doc" E. Ballard	11/21 - Packers	Navy and National Guard Veteran
Paul Krause	12/9 - Steelers	Vikings Cornerback and Pro Football Hall of Famer
Tony Oliva	12/26 - Rams	2022 Baseball Hall of Fame Inductee
Sammy White	1/9 - Bears	Vikings Legend and 2022 Black College Football Hall of Fame Inductee

2022

NAME	GAME	DESCRIPTION
Sylvia Fowles	8/20 - 49ers	Minnesota Lynx star, 2-time WNBA Finals MVP
Cris Carter	9/11 - Packers	Vikings Hall of Fame WR
Lonnie Warwick	9/25 - Lions	Vikings LB 1965-72
	10/9 - Bears	
	10/30 - Cardinals	
	11/20 - Cowboys	
	12/4 - Jets	
	12/1 - Colts	
	12/24 - Giants	
	1/1 - Bears	



SPORTS RADIO - FM 100.3



ON AIR EVERYWHERE
THE NFL'S LARGEST RADIO NETWORK

WWW.KFAN.COM

2022 MINNESOTA VIKINGS

EXTRA POINTS



VIKINGS TRAINING CAMP TRADITION

Since 2018, the Minnesota Vikings have held their summer Training Camp at Twin Cities Orthopedics Performance Center in Eagan. Prior to that, the Vikings spent the previous 52 years on the campus of Minnesota State Mankato after hosting camp at Bemidji State from 1961-65.

The state-of-the-art TCO Performance Center features four grass outdoor fields, an indoor field and an artificial surface field at TCO Stadium. The new facility and camp can accommodate 5,000 fans daily. The 2022 camp will mark the beginning of the team's 62nd season.



Since 2018, the Vikings have held training camp at TCO Performance Center after spending their summers on the campus of Bemidji State University (1961-65) and Minnesota State University (1966-2017).

MINNESOTA VIKINGS RADIO NETWORK

VOICES OF THE VIKINGS



Entering his 21st season in 2022 as the Vikings radio play-by-play voice is KFAN radio morning personality Paul Allen. Joining Allen as the color commentator is former Vikings LB and coach Pete Berich.

Allen's run started when he became the Vikings Internet webcast play-by-play voice during the 2000 season, and called one Vikings game during the 2001 season. Since that game, he has become the "Voice of the Vikings."

Berich returns for his 17th season with the broadcast in 2022 and brings a decade of NFL experience from the field and sideline. A seventh-round draft pick by the Vikings in 1994, Berich overcame the odds and played for the team from 1995-2000. A standout special teamer, Berich parlayed his knowledge of the game into a coaching job with the team from 2002-05.

Entering his seventh season as part of the Vikings Radio Network broadcast, former Vikings LB Ben Leber reports on the game from the sideline and joins the head coach and players in the postgame segment. Leber played for the Vikings from 2006-10 and has been a regular contributor to KFAN and VEN.

KFAN-FM (100.3) and KTLK-AM (1130 AM) serve as the flagship stations for the Minnesota Vikings Radio Network, which includes outlets in five states.

MINNESOTA

MARKET	STATION	FREQUENCY
Twin Cities	KFAN-FM	100.3
Twin Cities	KTLK-AM	1130
Ada	KRJB-FM	106.5
Aitkin	KKIN-FM	94.3
Albert Lea	KOPR-FM	96.1
Alexandria	KIKV-FM	100.7
Bagley/Fosston	KKCQ-FM	96.7
Benson	KSCR-FM	93.5
Bemidji	KBUN-AM	1450
Blue Earth	KBEW-FM	98.1
Brainerd	KBLB-FM	93.3
Brainerd	KBLB-FM	1380
Crookston	KROX-FM	105.7
Dassel-Cokato	KARP-FM	106.9
Detroit Lakes	KBOT-FM	104.1
Detroit Lakes	KDLM-AM	1340
Duluth	WEBC-AM	560
Duluth	WWAX-FM	92.1
Ely	WELY-AM	1450
Eveleth	KRBT-AM	1340
Fergus Falls	KBRF-AM	1250
Fergus Falls	KZCR-FM	103.3
Grand Rapids	KMFY-FM	96.9
Glencoe	KGLB-AM	1310
Hibbing	WMNT-AM	650
Int'l Falls	KSDM-FM	104.1
Jackson	KRAQ-FM	105.7
Marshall	KARL-FM	105.1
Mankato	KYSM-AM	1230
Mankato	KXLP-FM	94.1
Pine City	WCMP-FM	100.9
Rochester	KRCH-FM	101.7
Rochester	KFAN-AM	1270
Saint Cloud	WJON-AM	1240
Saint Cloud	KX55-AM	1390
Wabasha	WBHA-AM	1190
Wadena	KKWS-FM	105.9
Willmar	KWLM-AM	1340
Worthington	KWOA-AM	730

IOWA

Cedar Rapids	WMT-AM	600
Des Moines	KXNO-AM	1460
Mason City	KLKK-FM	103.7
Sioux City	KMNS-AM	620
Spencer	KICD-AM	1240

NORTH DAKOTA

Bismarck	KFYR-AM	520
Devils Lake	KDLR-AM	1240
Dickinson	KLTC-AM	1460
Fargo	KRWK-FM	101.9
Fargo	KVOX-AM	740
Jamestown	KXGT-FM	98.3
Lisbon	KQLX-FM	106.1
Minot	KRRZ-AM	1390
Oakes	KDDR-AM	1220
Valley City	KOVC-AM	1490
Williston	KEYZ-AM	660

SOUTH DAKOTA

Aberdeen	KMOM-FM	105.5
Mobridge	KMLO-FM	100.7
Pierre	KPLO-FM	94.5
Sisseton	KBWS-FM	102.9
Sioux Falls	KWSN-AM	1230
Watertown	KPHR-FM	106.3
Yankton	WNAX-AM	570

WISCONSIN

Eau Claire	WMEQ-AM	880
Rice Lake	WKFX-FM	99.1

VIKINGS ENTERTAINMENT NETWORK KEEPS FANS IN THE GAME

Vikings Entertainment Network (VEN) is the umbrella for all Vikings content and entertainment initiatives, including preseason TV, team TV shows, Vikings.com, social media, in-stadium programming as well as the Minnesota Vikings Cheerleaders (MVC), Skol Line Drum Team and Viktor the Viking.

The VEN move into Twin Cities Orthopedics Performance Center and the TCO Studios enabled the Vikings to connect with fans like never before, including through a live studio show.

The prime space inside Twin Cities Orthopedics Performance Center provides various settings for different types of content, an expansion of the already robust lineup of offerings from Vikings Entertainment Network and new content.

"Vikings fans have consistently engaged with the inside access that VEN strives to provide, and we have a responsibility to continue to meet or exceed their programming demands," said Vikings Vice President of Content and Production Bryan Harper. "TCO Studios has provided tremendous opportunities to deliver on those demands with meaningful content for our fans."

The TCO Studios 1,750-square-foot main studio space features four scenic arrangements.

1. The main desk is positioned in front of a 3X3 video wall for traditional broadcasts.
2. An informal area for more relaxed content is positioned in front of a 2X2 video wall.
3. A social/interactive area features an 86-inch touchscreen.
4. A stand-up area features three vertical screens that can be combined.

TCO Studios' main space can connect with the auditorium that is used by the Vikings for team meetings by raising an operable acoustic wall. This versatility creates an incredible set-up for the live show and allows TCO Studios to operate as a stage for other special events.





NAMING RIGHTS



FOUNDING PARTNERS



SIGNIFICANT PARTNERS



2022 COMMUNICATIONS STAFF



JEFF ANDERSON
**Executive Vice
President & Chief
Communications Officer**

612-247-4482
andersonj@vikings.nfl.net



JON EKSTROM
**Director,
Communications**

612-418-6265
ekstromj@vikings.nfl.net



SAM NEWTON
**Senior Football
Communications
Manager**

612-965-4712
newtons@vikings.nfl.net



CARLY BONK
**Communications
Manager**

612-718-4093
bonkc@vikings.nfl.net

INTERVIEW REQUESTS: All interview requests for Minnesota Vikings players, coaches, executives or staff members should be directed to the Communications Department. Contact Vikings Communications for the most updated media schedules and policies. For credential information, contact Jon Ekstrom or Carly Bonk.

VIKINGS MEDIA SITE: vikings.1rmg.com. Visit the media site for press releases, schedules and information regarding covering the team.



TAYLOR GARNER
**Communications
Coordinator**

612-214-5330
garnert@vikings.nfl.net



BOB HAGAN
**Sr. Media/Historical
Advisor**

612-327-7069
haganb@vikings.nfl.net



RYAN GALBIERZ
**Communications
Associate**

651-350-8201
galbierzr@vikings.nfl.net

SOCIAL MEDIA CHANNELS



MINNESOTA VIKINGS



@VIKINGS



@VIKINGS



@VIKINGSR



@VIKINGS

GJALLARHORN SOUNDERS

2007

NAME	GAME	DESCRIPTION
Hub Meeds	8/10 - Rams	Legendary Vikings Mascot
TJ Johnson	8/30 - Cowboys	Gjallarhorn Creafor
Rick Kraft	9/9 - Falcons	Citizen Responder to I-35 Bridge Collapse
Chuck Foreman	9/30 - Packers	Vikings Ring of Honor RB
Bud Grant	10/28 - Eagles	Vikings Pro Football Hall of Fame Coach
Jerry Burns	11/4 - Chargers	Vikings Ring of Honor Coach
Carl Eller	11/18 - Raiders	Vikings Pro Football Hall of Fame DE
John Kriesel	12/2 - Lions	Honored War Veteran
Mark Parrish	12/17 - Bears	Wild All-Star Right Wing
Joe Mauer	12/23 - Washington	Twins All-Star Catcher

2008

Dennis Koslowski	8/8 - Seahawks	Olympic Medalist - Wrestling
Ron Stolski	8/23 - Steelers	Brainerd High School Football Coach
Heath Farwell	9/14 - Colts	Vikings Linebacker
Robert Griffith	9/21 - Panthers	Vikings Safety
Erik Hilgenberg	10/12 - Lions	Son of Former Vikings Linebacker
Mardy Fish	11/2 - Texans	International Tennis Pro
Shawn Johnson	11/9 - Packers	Olympic Gold Medalist - Gymnastics
John Randle	11/30 - Bears	Vikings Pro Football Hall of Fame DT
Paul Krause	12/21 - Falcons	Vikings Pro Football Hall of Fame S and NFL record holder with 81 interceptions
Syd Davy	12/28 - Giants	Representing Vikings Fans
Robert Smith	1/4 - Eagles	Vikings Running Back

2009

Irv Cross	8/21 - Chiefs	Former Sportscaster and NFL Player
Rufus Bess	9/4 - Cowboys	Vikings Cornerback
Jim Marshall	9/27 - 49ers	Vikings Ring of Honor DE
Randall McDaniel	10/5 - Packers	Vikings Pro Football Hall of Fame G
Brock Lesnar	10/18 - Ravens	UFC Heavyweight Champion / Gopher
Capt. Dustin Snare	11/15 - Lions	MN National Guard Soldier / Live from Iraq
Tom Kelly	11/22 - Seahawks	Twins Manager
Scott Studwell	12/13 - Bengals	Vikings Ring of Honor Member
Scott Tingelhoff	12/13 - Bengals	Vikings Center and Pro Football Hall of Famer
Neal Broten	1/3 - Giants	Hockey Legend / Olympic Gold Medalist
Joe Kapp	1/17 - Cowboys	Vikings Quarterback

2010

Stu Voigt	8/28 - Seahawks	Vikings Tight End
Greg Coleman	9/12 - Broncos	Vikings Punter
Gene Washington	9/19 - Dolphins	Vikings Wide Receiver
Mike Morris	9/26 - Lions	Vikings Long Snapper
Michael Cuddyer	10/17 - Cowboys	Twins First Baseman
Sidney Rice	11/7 - Cardinals	Vikings Wide Receiver
Fred Zamberletti	11/21 - Packers	Vikings Trainer and Ring of Honor Member
Jeff Siemon	12/5 - Bills	Vikings Linebacker

2011

Rich Frahm	8/27 - Cowboys	Local 512 / Dome Roof Repair
IT Brown	9/1 - Texans	Frozen Four MVP / U of M Duluth
Mona Dohman	9/18 - Buccaneers	Minnesota Public Safety Commissioner
Fred Cox	9/25 - Lions	Vikings Kicker
Tubby Smith	10/9 - Cardinals	Gophers Basketball Coach
Chris Doelman	10/23 - Packers	Vikings Pro Football Hall of Fame DE
Stan "Krusher" Kowalski	11/20 - Raiders	Minnesota U.S. Navy World War II Veteran / Pro Wrestling Icon
Paul Molitor	12/4 - Broncos	St. Paul Native / Baseball Hall of Famer
Kevin Love	12/18 - Saints	Minnesota Timberwolves All-Star
Butch Clayman	1/1 - Bears	Representing Vikings Fans

2012

Jack Jablonski	8/17 - Bills	Inspirational Injured Hockey Player
Ted Brown	8/24 - Chargers	Vikings Running Back
Larry Spooner	9/9 - Jaguars	Representing Vikings Fans Stadium Push
Josh Duhamel	9/24 - 49ers	Hollywood Actor / Vikings Fan
Flip Saunders	10/7 - Titans	NBA Coach / Gopher Alumnus
Juan Berenguer	10/21 - Cardinals	Minnesota Twins Pitcher
Matt Blair	10/25 - Buccaneers	Vikings Ring of Honor LB
Betty Wall Stroffus	11/11 - Lions	Female World War II Aviator
John Gagliardi	12/9 - Bears	St. Johns University Football Coach
Nicholas David	12/30 - Packers	Finalist on <i>The Voice</i> / Minnesota Native

2013

LeRoy Bendickson	8/9 - Texans	Vikings Season Ticket Holder / Activist
Rickey Young	8/29 - Titans	Vikings RB
Hubert H. Humphrey IV	9/22 - Browns	Grandson of Hubert H. Humphrey
David Haye	9/29 - Steelers	British Professional Boxer
Lindsay Whalen	10/13 - Panthers	Lynx All-Star / Gopher Alumni / Olympian
Joey Browner	10/27 - Packers	Vikings Safety and Ring of Honor member
Cris Carter	11/24 - Redskins	Vikings Pro Football Hall of Fame WR
Jerry Reichow	12/1 - Bears	Vikings Player Personnel
Daunte Culpepper	12/15 - Eagles	Vikings Quarterback
Bud Grant	12/29 - Lions	Vikings HOF Coach

2014

SSG Patrick Loch	8/8 - Raiders	Minnesota Army National Guard
Derrick Langeslay	8/16 - Cardinals	New Stadium Construction Worker
Milt Sunde	9/14 - Patriots	Gophers & Vikings Guard
Zach Lavine	9/28 - Falcons	Minnesota Timberwolves Guard
Rose Murphy	10/12 - Lions	Breast Cancer Survivor / Mother of Teddy Bridgewater
Tyrone Carter	11/2 - Washington	Gophers & Vikings Safety
SGT Tom Block	11/23 - Packers	United States Army Ranger
Gary Larsen	11/30 - Panthers	Vikings Defensive Tackle
Jerry Kil	12/7 - Jets	University of Minnesota Head Football Coach
Bryan Obadzinski	12/28 - Bears	Longtime Vikings Fan

2015

Phil Housley	8/15 - Buccaneers	NHL Hall of Famer from St. Paul, Minnesota
Maddy Greenway	8/22 - Raiders	Daughter of Vikings LB Chad Greenway
Alan Page	9/20 - Lions	Vikings Hall of Fame DT, MN Supreme Court Justice
Fran Tarkenton	9/27 - Chargers	Vikings Hall of Fame QB
Minnesota Lynx	10/18 - Chiefs	The 2015 WNBA Champions
Erik Martz	11/8 - Rams	Army Master Sergeant, 34th Infantry Division
Devan Dubnyk	11/24 - Packers	Minnesota Wild Goalie
Phil Loadholt	12/6 - Seahawks	Vikings Tackle
Sid Hartman	12/20 - Bears	Twin Cities Media Icon
Eric Kaler	12/27 - Giants	University of Minnesota President
Rhett Ellison	1/10 - Seahawks	Vikings Tight End

GJALLARHORN SOUNDERS

2016

NAME	GAME	DESCRIPTION
David Plummer.....	8/28 - Chargers.....	Olympic Medalist and Former Gophers Swimmer
Dave Mansell.....	9/1 - Rams.....	Mortenson Construction General Superintendent on U.S. Bank Stadium
Bud Grant.....	9/18 - Packers.....	Vikings Head Coach and Pro Football HOFer
Randy Moss.....	10/3 - Giants.....	Vikings WR & ESPN Analyst
Tommy Kramer.....	10/9 - Texans.....	Vikings QB
Richard Nash.....	11/6 - Lions.....	Adjutant General of Minnesota National Guard
Pete Berich.....	11/20 - Cardinals.....	Vikings LB, coach and Vikings Radio Network Analyst
Ron Yary.....	12/1 - Cowboys.....	Vikings OT and Pro Football HOFer
Carl Lee.....	12/18 - Colts.....	Vikings CB
Erik Haula.....	1/1/17 - Bears.....	Minnesota Wild Center

2017

NAME	GAME	DESCRIPTION
E.J. Henderson.....	8/27 - 49ers.....	Vikings LB and Vikings Youth Football Manager
Mark Sharockman.....	8/31 - Dolphins.....	Son of Late Vikings CB Ed Sharockman
Randy Moss.....	9/11 - Saints.....	Former Vikings WR and Vikings Ring of Honor Inductee
P.J. Fleck.....	9/24 - Buccaneers.....	University of Minnesota Head Football Coach
Ahmad Rashad.....	10/1 - Lions.....	Former Vikings WR and Vikings Ring of Honor Inductee
Harpor Bjornsson.....	10/15 - Packers.....	Professional Strongman and Actor 'Mountain' on <i>Game of Thrones</i>
Curtis Axel.....	10/22 - Ravens.....	Star of World Wrestling Entertainment and Minnesota Native
John Jensen.....	11/19 - Rams.....	Major General of Minnesota National Guard
Robert J. O'Neill.....	12/17 - Bengals.....	Member of SEAL Team 6
Joseph Votel.....	12/31 - Bears.....	United States Army 4-star General
John Randle.....	1/14/18 - Saints.....	Pro Football Hall of Famer and Vikings Ring of Honor Member

2018

NAME	GAME	DESCRIPTION
Joe Berger.....	8/18 - Jaguars.....	Vikings Offensive Lineman
Ryan Dungey.....	8/24 - Seahawks.....	Motocross/Supercross Champion and Belle Plaine, MN Native
Todd Steussie.....	9/9 - 49ers.....	Vikings Pro Bowl T and Member of 1998 Team
Zach Green.....	9/23 - Bills.....	Son of the Late Dennis Green on his Ring of Honor Induction Day
Chris Doleman.....	10/14 - Cardinals.....	Pro Football HOF, Ring of Honor DE Battling Glioblastoma
Jessie Diggins.....	10/28 - Saints.....	Olympic Gold Medalist Cross Country Skier and Afton, MN Native
Antoine Winfield.....	11/11 - Lions.....	Vikings Pro Bowl CB
Olympic Curling Team.....	11/25 - Packers.....	2018 Men's Gold Medal Curlers (John Shuster, Tyler George, John Landsteiner, Joe Polo)
Kent Herbek.....	12/16 - Dolphins.....	Twins All-Star 1B, World Series Champion and Bloomington, MN Native
Brad Johnson.....	12/30 - Bears.....	Vikings QB

2019

NAME	GAME	DESCRIPTION
Taguarius Wair.....	8/18 - Seahawks.....	Childhood Burn Victim, Football Player at Minneapolis North and Mesabi Range JC
Nelson Cruz.....	8/24 - Cardinals.....	Minnesota Twins Star OF/DH
Scott Studwell.....	9/8 - Falcons.....	Vikings ROH Member, retired after 42 years with organization as player and scout
Jim Marshall.....	9/22 - Raiders.....	Marshall with Purple People Eaters teammates Alan Page, Gary Larsen and Carl Eller
Keith Millard.....	10/13 - Eagles.....	Vikings DT and 1989 NFL Defensive Player of the Year
Steve Jordan.....	10/24 - Washington.....	Vikings Ring of Honor Inductee and record-setting TE played for team 1982-94
Jake Peterson.....	11/17 - Broncos.....	10-year U.S. Army veteran and Green Beret
Tyler Johnson.....	12/8 - Lions.....	Gophers WR from Minneapolis North HS, joined by native Minnesotan senior Gophers
Brian Robison.....	12/23 - Packers.....	Vikings DE
David Dixon.....	12/29 - Bears.....	Vikings G

2020

NAME	GAME	DESCRIPTION
Family of George Floyd.....	9/13 - Packers.....	Horn not sounded in honor of Floyd and others who no longer have a voice due to racism
Dr. Andrew Olson.....	9/27 - Titans.....	Bethesda Hospital Medical Director, Minnesota's COVID-19 Response Center
Erika Rucks.....	10/18 - Falcons.....	Lymphoma and breast cancer survivor, pediatric oncology nurse at UMN Children's
Colonel Gregory Fix.....	11/8 - Lions.....	Commander of Minnesota's 34th Expeditionary Combat Aviation Brigade
Ryan Burnet.....	11/22 - Cowboys.....	Founder of Northside Boxing Club in NE Minneapolis
Adrienne Diercks.....	11/29 - Panthers.....	Founder and Executive Director of Project Success
Emily Hunt Turner.....	12/6 - Jaguars.....	CEO of All Square
Patrick Healy.....	12/20 - Bears.....	Vikings Special Olympics Unified Flag Football team member

2021

NAME	GAME	DESCRIPTION
Cable Steveson.....	8/14 - Broncos.....	Olympic Gold Medalist
Conrad Cardano.....	8/21 - Colts.....	Player Personnel Consultant
Randall McDaniel.....	9/26 - Seahawks.....	Vikings Offensive Guard and Pro Football Hall of Famer
Kevin Williams.....	10/3 - Browns.....	Vikings Ring of Honor Inductee
Mark Rosen.....	10/10 - Lions.....	Twin Cities Broadcasting Legend
Steve Hutchinson.....	10/31 - Cowboys.....	Vikings Offensive Guard and Pro Football of Famer
Donald "Doc" E. Ballard.....	11/21 - Packers.....	Navy and National Guard Veteran
Paul Krause.....	12/9 - Steelers.....	Vikings Cornerback and Pro Football Hall of Famer
Tony Oliva.....	12/26 - Rams.....	2022 Baseball Hall of Fame Inductee
Sammy White.....	1/9/2 - Bears.....	Vikings Legend and 2022 Black College Football Hall of Fame Inductee

THE VIKINGS GJALLARHORN TRADITION

In Norse myth, the god Heimdallr serves as watchman for the other gods. He sits by the bridge over the river Gjoll at the end of the world. If hostile giants approach the bridge, Heimdallr sounds his horn. At the final battle in Norse mythology, the Ragnarok, Heimdallr will sound a mighty blast on the Gjallarhorn to awaken the other gods. It is from this the Minnesota Vikings have found use of the Gjallarhorn prior to their battles on the football field.

2021 VIKINGS REGULAR SEASON STATISTICS

Won 8, Lost 9

9/12	L, 24-27 (OT)	at Cincinnati
9/19	L, 33-34	at Arizona
9/26	W, 30-17	vs. Seattle
10/3	L, 7-14	vs. Cleveland
10/10	W, 19-17	vs. Detroit
10/17	W, 34-28 (OT)	at Carolina
10/31	L, 16-20	vs. Dallas
11/7	L, 31-34 (OT)	at Baltimore
11/14	W, 27-20	at Los Angeles Chargers
11/21	W, 34-31	vs. Green Bay
11/28	L, 26-34	at San Francisco
12/5	L, 27-29	at Detroit Lions
12/9	W, 36-28	vs. Pittsburgh
12/20	W, 17-9	at Chicago
12/26	L, 23-30	vs. Los Angeles Rams
1/2	L, 10-37	at Green Bay
1/9	W,31-17	vs. Chicago

	Minnesota	Opponent
Total First Downs	332	391
Rushing	103	131
Passing	202	224
Penalty	27	36
3rd Down: Made/Att	83/228	78/214
3rd Down Pct.	36.4%	36.4%
4th Down: Made/Att	12/22	15/30
4th Down Pct.	54.5%	50.0%
Possession Avg.	28:57	31:03
Total Net Yards	6168	6522
Avg. Per Game	362.8	383.6
Total Plays	1083	1152
Avg. Per Play	5.7	5.7
Net Yards Rushing	1930	2222
Avg. Per Game	113.5	130.7
Total Rushes	449	475
Net Yards Passing	4238	4300
Avg. Per Game	249.3	252.9
Sacked/Yards Lost	30/212	51/378
Gross Yards	4450	4678
Attempts/Completions	604/398	626/401
Completion Pct.	65.9%	64.1%
Had Intercepted	7	16
Punts/Average	79/45.9	64/46.9
Net Punting Avg.	40.8	42.1
Penalties/Yards	111/1043	93/786
Fumbles/Ball Lost	21/6	15/8
Touchdowns	48	46
Rushing	10	15
Passing	34	29
Returns	4	2

SCORE BY PERIODS	Q1	Q2	Q3	Q4	OT	Pts
Vikings	86	115	112	106	6	425
Opponents	53	146	102	119	6	426

SCORING	TD	Ru	Pa	Rt	PAT	FC	2Pt	Pts
G.Joseph	0	0	0	0	36/40	33/38	0	135
A.Thielen	10	0	10	0	0/0	0/0	0	60
J.Jefferson	10	0	10	0	0/0	0/0	0	60
K.Osborn	7	0	7	0	0/0	0/0	0	42
D.Cook	6	6	0	0	0/0	0/0	1	38
A.Mattison	4	3	1	0	0/0	0/0	0	24
T.Conklin	3	0	3	0	0/0	0/0	0	18
I.Smith-Marsette	2	0	2	0	0/0	0/0	0	12
K.Nwangwu	2	0	0	2	0/0	0/0	0	12
C.Herndon	1	0	1	0	0/0	0/0	0	6
N.Vigil	1	0	0	1	0/0	0/0	0	6
P.Peterson	1	0	0	1	0/0	0/0	0	6
K.Cousins	1	1	0	0	0/0	0/0	0	6
Vikings	48	10	34	4	36/40	33/38	1	425
Opponents	46	15	29	2	38/38	34/40	5	426

SCORING 2-PT. CONVERSIONS

Vikings: 1/7
Opponents: 5/6

SACKS

D.Wonnun 8.0, D.Hunter 6.0, E.Griffen 5.0, E.Kendricks 5.0, A.Watts 5.0, H.Smith 3.0, M.Pierce 3.0, A.Barr 2.5, K.Willekes 2.5, S.Richardson 1.2, D.Tomlinson 2.5, B.Lynch 2.0, N.Vigil 1.0, C.Bynum 1.0, J.Lynch 1.0, X.Woods 1.0
Vikings: 51.0
Opponents: 30.0

PASSING	Att	Cmp	Yds	Cmp%	Yds/Att	TD	TD%	Int	Int%	Long	Sack/Yards	Rating
K.Cousins	561	372	4221	66.3%	7.5	33	5.9%	7	1.2%	64t	28/197	103.1
S.Mannion	36	22	189	61.1%	5.2	1	2.8%	0	0.0%	30	2/15	84.2
J.Jefferson	4	2	35	50.0%	8.8	0	0.0%	0	0.0%	24	0/0	80.2
K.Mond	3	2	5	66.7%	1.7	0	0.0%	0	0.0%	6	0/0	70.1
Vikings	604	398	4450	65.9%	7.4	34	5.6%	7	1.2%	64t	30/212	101.6
Opponents	626	401	4678	64.1%	7.5	29	4.6%	16	2.6%	77t	51/378	91.4

RUSHING	No.	Yds	Avg	Long	TD
D.Cook	249	1159	4.7	66	6
A.Mattison	134	491	3.7	48	3
K.Cousins	29	115	4.0	29	1
K.Nwangwu	13	61	4.7	19	0
C.Ham	7	34	4.9	30	0
A.Abdullah	7	30	4.3	9	0
J.Jefferson	6	14	2.3	11	0
S.Mannion	2	70	14	11	0
K.Osborn	1	10	10.0	10	0
A.Thielen	1	2	2.0	2	0
Vikings	449	1930	4.3	66	10
Opponents	475	2222	4.7	49	15

RECEIVING	No.	Yds	Avg	Long	TD
J.Jefferson	108	1616	15.0	56	10
A.Thielen	67	726	10.8	35	10
T.Conklin	61	593	9.7	40	3
K.Osborn	50	655	13.1	64t	7
D.Cook	34	224	6.6	24	0
A.Mattison	32	228	7.1	24	1
C.Ham	17	125	7.4	27	0
D.Westbrook	10	68	6.8	17	0
I.Smith-Marsette	5	116	23.2	44t	2
C.Herndon	4	40	10.0	17	1
K.Nwangwu	4	9	2.3	6	0
A.Abdullah	3	17	5.7	10	0
L.Stocker	2	12	6.0	7	0
G.Gradbury	1	21	21.0	21	0
Vikings	398	4450	11.2	64t	34
Opponents	401	4678	11.7	77t	29

INTERCEPTIONS	No.	Yds	Avg	Long	TD
X.Woods	3	54	18.0	27	0
A.Barr	3	11	3.7	8	0
B.Breland	2	26	13.0	18	0
E.Kendricks	2	22	11.0	22	0
P.Peterson	1	66	66.0	66t	1
N.Vigil	1	38	38.0	38t	1
C.Bynum	1	27	27.0	27	0
H.Smith	1	10	10.0	10	0
B.Lynch	1	2	2.0	2	0
C.Dantzier	1	0	0.0	0	0
Vikings	16	256	16.0	66t	2
Opponents	7	115	16.4	41	0

PUNTING	No.	Yds	Avg	Net	TB	In20	Lg	B
J.Berry	78	3624	46.5	40.8	3	26	64	1
Vikings	79	3624	45.9	40.8	3	26	64	1
Opponents	64	3000	46.9	42.1	5	24	72	0

PUNT RETURNS	Ret	FC	Yds	Avg	Long	TD
D.Westbrook	22	18	183	8.3	45	0
K.Osborn	4	2	23	5.8	11	0
Vikings	26	20	206	7.9	45	0
Opponents	39	15	339	8.7	61t	1

KICKOFF RETURNS	No.	Yds	Avg	Long	TD
K.Nwangwu	18	579	32.2	93	2
A.Abdullah	7	162	23.1	45	0
I.Smith-Marsette	4	83	20.8	24	0
A.Mattison	1	18	18.0	18	0
W.Gallman	1	7	7.0	7	0
J.Metellus	1	0	0.0	0	0
Vikings	32	849	26.5	99t	2
Opponents	17	383	22.5	36	0

FUMBLES/LOST

K.Cousins	12/2
D.Cook	3/2
J.Jefferson	1/1
A.Mattison	1/1
D.Westbrook	2/0
T.Conklin	1/0
A.Thielen	1/0
Vikings	21/6
Opponents	15/8

OPPONENT FUMBLE RECOVERIES

A.Barr 2, K.Boyd 1, E.Kendricks 1, B.Lynch 1, J.Lynch 1, S.Richardson 1, D.Tomlinson 1 - Vikings: 8

FIELD GOALS	1-19	20-29	30-39	40-49	50+
G.Joseph	0/0	8/8	11/12	7/9	7/9
Vikings	0/0	8/8	11/12	7/9	7/9
Opponents	0/0	5/5	13/14	10/15	6/6

FIELD GOAL ATTEMPTS

G. Joseph	(53G, (52G, 52G, 37), (43G, 34G, 20G), (25G, 25G, 38G, 50, 47) (45G, 40G, 24G), (36G), (46G, 30G), (51G, 29G), (41G, 31G, 31G) (53, 38G, 42G, 25G), (37G), (23G, 24G, 44G), (51G), (39G)
Vikings	(53G, (52G, 52G, 37), (43G, 34G, 20G), (25G, 25G, 38G, 50, 47) (45G, 40G, 24G), (36G), (46G, 30G), (51G, 29G), (41G, 31G, 31G) (53, 38G, 42G, 25G), (37G), (37G), (23G, 24G, 44G), (51G), (39G)
Opponents	(53G, 33G), (62G, 27G), (53G, 44), (48G, 53G), (47G, 23G) (43, 38G, 39G), (37G, 36G), (46G, 24G), (54G, 32), (46G, 22G, 42) (31G, 41G, 49G), (49), (34G, 49), (32G, 31G, 24G), (35G, 36G, 37G), (43G, 46G, 42G)

2021 VIKINGS REGULAR SEASON STATISTICS

2021 DEFENSIVE STATS

	TKL	AST	COMB	TFL	SACK	QBH	FF	FR	INT	PD
Eric Kendricks	81	62	143	8	5.0	5	0	1	2	4
Harrison Smith	83	31	114	3	3.0	5	1	0	1	7
Xavier Woods	71	36	107	1	1.0	1	2	0	3	10
Nick Vigil	44	39	83	4	1.0	3	0	0	1	1
Anthony Barr	38	34	72	3	2.5	6	0	2	3	5
Bashaud Breeland	47	16	63	1	0.0	0	2	0	2	5
Cameron Dantzler	44	8	52	0	0.0	0	1	0	1	8
Mackensie Alexander	32	18	50	1	0.0	0	0	0	0	5
D.J. Wonnum	29	18	47	7	8.0	15	1	0	0	4
Armon Watts	20	26	46	3	5.0	10	2	0	0	0
Patrick Peterson	34	11	45	2	0.0	0	0	0	1	5
Sheldon Richardson	24	15	39	6	2.5	13	1	1	0	4
Dalvin Tomlinson	17	22	39	2	2.5	7	0	1	0	2
Danielle Hunter	23	15	38	6	6.0	10	0	0	0	0
Blake Lynch	19	11	30	1	2.0	1	1	1	1	2
James Lynch	18	12	30	2	1.0	1	0	1	0	0
Camryn Bynum	16	8	24	1	1.0	1	0	0	1	3
Michael Pierce	12	8	20	3	3.0	4	1	0	0	0
Kris Boyd	16	3	19	0	0.0	0	0	0	0	0
Kenny Willekes	11	7	18	2	2.5	7	0	0	0	1
Everson Griffen	10	5	15	4	5.0	10	1	0	0	0
Troy Dye	3	6	9	0	0.0	0	0	0	0	0
Stephen Weatherly	5	3	8	1	0.0	0	0	0	0	0
Patrick Jones II	4	3	7	0	0.0	0	0	0	0	0
Josh Metellus	4	3	7	0	0.0	0	0	0	0	1
Tye Smith	3	0	3	0	0.0	0	0	0	0	0
T.J. Smith	1	2	3	0	0.0	0	0	0	0	0
Tashawn Bowser	1	0	1	0	0.0	0	0	0	0	0
Parry Nickerson	1	0	1	0	0.0	0	0	0	0	0
T.Y. McGill	0	1	1	0	0.0	1	0	0	0	1
TOTALS	711	423	1134	61	51.0	100	13	7	16	68

2021 SPECIAL TEAMS STATS

	SOLO	AST	COMB	FF	FR	BL
Troy Dye	9	2	11	0	0	0
Kris Boyd	5	2	7	0	2	0
Josh Metellus	4	2	6	0	0	0
Blake Lynch	4	1	5	0	0	0
Harrison Hand	5	0	5	0	0	0
Andrew Depaola	2	2	4	0	0	0
Cam Bynum	4	0	4	0	0	0
Dan Chisena	2	1	3	0	0	0
Ryan Connelly	2	1	3	0	0	0
Myles Dorn	1	2	3	0	0	0
Tye Smith	2	1	3	0	0	0
Luke Stocker	2	0	2	0	0	0
Nick Vigil	1	1	2	0	0	0
Ben Ellefson	0	2	2	0	0	0
Mackensie Alexander	1	0	1	0	0	0
Stephen Weatherly	1	0	1	0	0	0
Xavier Woods	1	0	1	0	0	0
Cameron Dantzler	0	1	1	0	0	0
C.J. Ham	0	1	1	0	0	0
Dalvin Tomlinson	0	0	0	0	0	1
Dede Westbrook	0	0	0	0	1	0
TOTALS	46	19	65	0	3	1

2021 INTERCEPTIONS

	No.	Yds	Avg	Long	TD
Xavier Woods	3	54	18.0	27	0
Anthony Barr	3	11	3.7	8	0
Bashaud Breeland	2	26	13.0	18	0
Eric Kendricks	2	22	11.0	22	0
Patrick Peterson	1	66	66.0	66t	1
Nick Vigil	1	38	38.0	38t	1
Camryn Bynum	1	27	27.0	27	0
Harrison Smith	1	10	10.0	10	0
Blake Lynch	1	2	2.0	2	0
Cameron Dantzler	1	0	0.0	0	0
TOTALS	16	256	16.0	66t	2

2021 SACKS

	SACKS	YDS
D.J. Wonnum	8.0	77
Danielle Hunter	6.0	40
Everson Griffen	5.0	42
Eric Kendricks	5.0	36
Armon Watts	5.0	34
Harrison Smith	3.0	22
Michael Pierce	3.0	20
Anthony Barr	2.5	17
Kenny Willekes	2.5	16.5
Sheldon Richardson	2.5	14.5
Dalvin Tomlinson	2.5	11
Blake Lynch	2.0	16
Nick Vigil	1.0	12
Camryn Bynum	1.0	9
James Lynch	1.0	8
Xavier Woods	1.0	3
TOTALS	51.0	378

THE LAST TIME - REGULAR SEASON

BY THE VIKINGS	CATEGORY	BY AN OPPONENT
458 yards, vs. Pittsburgh, 12/9/21	400 Yards Total Offense	481 yards, at Green Bay, 1/3/22
571 yards, at Carolina, 10/17/21	500 Yards Total Offense	500 yards, at Baltimore, 11/7/21
Kirk Cousins, 315 yards, vs. LAR, 12/26/21	300 Yards Passing In A Game By A Player	Andy Dalton, 325, vs. Chicago, 1/9/22
Kirk Cousins, 405 yards, at Detroit, 1/3/21	400 Yards Passing In A Game By A Player	Kyler Murray, 400 Yards, at Arizona, 9/19/21
Kirk Cousins, at Detroit, 10/20/19	4 TD Passes In A Game By A Player	Aaron Rodgers (4 TDs), vs. Green Bay, 11/21/21
Dalvin Cook, 110 yards, at Baltimore, 11/7/21	100 Yards Rushing In A Game By A Player	Sony Michel, 131 yards, vs. LAR, 12/26/21
Dalvin Cook, 205, vs. Pittsburgh, 12/9/21	200 Yards Rushing In A Game By A Player	Walter Payton, 275 yards, at Chicago, 11/20/77
J.Jefferson & I.Smith-Marsette, 107 & 103 yards, vs. CHI, 1/9/22	100 Yards Receiving In A Game By A Player	Darnell Mooney, 126 yards, vs. Chicago, 1/9/22
Adam Thielen, 202 yards, at Green Bay, 12/24/16	200 Yards Receiving In A Game By A Player	Alshon Jeffery, 249 yards, vs. Chicago, 12/1/13
Dalvin Cook, at Green Bay, 11/1/20	3 TDs Rushing In A Game By A Player	Alvin Kamara (6 TDs), at New Orleans, 12/25/20
Stefon Diggs (62, 51, 11), vs. Philadelphia, 10/13/19	3 TD Catches In A Game By A Player	Davante Adams (5, 1, 7), at Green Bay, 11/1/20
Dalvin Cook, at Green Bay, 11/1/20 (3 rushing, 1 receiving)	3 TD In A Game By A Player	Alvin Kamara, at New Orleans, 12/25/20 (6 rushing)
Dalvin Cook, at Green Bay, 11/1/20 (3 rushing, 1 receiving)	4 TD In A Game By A Player	Alvin Kamara, at New Orleans, 12/25/20 (6 rushing)
Darren Sharper, at NY Giants, 11/13/05	3 INTs In A Game By A Player	Deltha O'Neal, at Cincinnati, 9/18/05
Marcus Sherels, 79 yards, vs. Houston, 10/9/16	Punt Returned For A TD	Brandon Powell, 61 yards, vs. LAR, 12/26/21
Kene Nwangwu, 99 yards, at San Francisco, 11/28/21	Kickoff Returned For A TD	Cordarrelle Patterson, 104 yards, at Chicago, 11/16/20
Patrick Peterson, 66 yards, vs. Chicago, 1/9/22	INT Returned For A TD	Joe Schobert, 43 yards vs. Jacksonville, 12/6/20
Ifeadi Odenigbo, 56 yards, at Los Angeles Chargers, 12/15/19	Fumble Returned For A TD	Jeremy Chinn (2x), 17 and 28 yards, vs. Carolina, 11/29/20
Eric Wilson, vs. Atlanta, 9/8/19	Punt Blocked	Damien Williams, at Chicago, 12/20/21
Adam Thielen, 30 yards and Everson Griffen 43 yards vs. Carolina, 11/30/14 (Blocked by Adam Thielen and Jasper Brinkley, respectively)	Punt Blocked For TD	K. Robinson, recovered for 4-yard TD, at Carolina, 10/17/21 (Blocked by Frankie Luvu)
Mike Merriweather, vs. LA Rams, 11/5/89	Punt Blocked For Safety	Terrence Fede, at Miami, 12/21/14
Mike Glennon sacked in end zone by Ifeadi Odenigbo vs. Jacksonville, 12/6/20	Safety Recorded	Kirk Cousins sacked in end zone by DeForest Buckner at Indianapolis, 9/20/20
Dalvin Tomlinson, at Chicago, 12/20/21	Field Goal Blocked	Bobby Wagner, at Seattle, 12/10/18
Antoine Winfield, 59 yards, at New Orleans, 10/6/08	Blocked FG Returned For A TD	Chandler Jones, 58 yards, vs. New England, 9/14/14
Greg Joseph, vs. Pittsburgh, 12/9/21	PAT Missed (1 pt.)	Matt Prater, at Detroit Lions, 1/3/21
Eric Wilson, vs. Dallas, 11/22/20	PAT Blocked	Tony Brown, at Green Bay, 9/15/19
Minnesota 50, Jacksonville 10, 12/20/98	50 Points Scored In A Game	New Orleans 52, Minnesota 34, 12/25/20
Minnesota 42, Detroit 30, 10/20/19	40 Points Scored In A Game	New Orleans 52, Minnesota 34, 12/25/20
Minnesota 16, Green Bay 0, 12/23/17	Shutout Scored	Green Bay 34, Minnesota 0, 11/11/07
Minnesota 34, Carolina 28, 10/17/21	Overtime Victory	Baltimore 34, Minnesota 31, 11/7/21
Dalvin Cook rush, vs. Green Bay, 11/21/21	Successful 2-Point Conversion	B. Roethlisberger pass to D. Johnson, vs. Pittsburgh, 12/9/21

2021 FINAL NFL STANDINGS

AMERICAN FOOTBALL CONFERENCE

Team	East			Pct.	PF	PA
	W	L	T			
xy- Buffalo	11	6	0	.647	483	289
New England	10	7	0	.588	462	303
Miami	9	8	0	.529	341	373
NY Jets	4	13	0	.235	310	504

Team	West			Pct.	PF	PA
	W	L	T			
xz- Kansas City	12	5	0	.706	480	364
Las Vegas	10	7	0	.588	374	439
LA Chargers	9	8	0	.529	474	459
Denver	7	10	0	.412	335	322

Team	North			Pct.	PF	PA
	W	L	T			
xz- Cincinnati	10	7	0	.588	460	376
xy- Pittsburgh	9	7	1	.559	343	398
Cleveland	8	9	0	.471	349	371
Baltimore	8	9	0	.471	387	392

Team	South			Pct.	PF	PA
	W	L	T			
xz*- Tennessee	12	5	0	.706	419	354
Indianapolis	9	8	0	.529	451	365
Houston	4	13	0	.235	280	452
Jacksonville	3	14	0	.176	253	457

x-Clinched Wild Card
y-Clinched Division
*-Clinched Division and Homefield Advantage

NATIONAL FOOTBALL CONFERENCE

Team	East			Pct.	PF	PA
	W	L	T			
Dallas	12	5	0	.706	530	358
Philadelphia	9	8	0	.529	444	385
Washington	7	10	0	.412	335	434
NY Giants	4	13	0	.235	258	416

Team	West			Pct.	PF	PA
	W	L	T			
xz- LA Rams	12	5	0	.706	460	372
xy- Arizona	11	6	0	.647	449	366
xy-San Francisco	10	7	0	.588	427	365
Seattle	7	10	0	.412	395	366

Team	North			Pct.	PF	PA
	W	L	T			
xz*- Green Bay	13	4	0	.765	450	371
Minnesota	8	9	0	.471	425	426
Chicago	6	11	0	.353	311	407
Detroit	3	13	1	.206	325	467

Team	South			Pct.	PF	PA
	W	L	T			
xz- Tampa Bay	13	4	0	.765	511	353
New Orleans	9	8	0	.529	364	335
Atlanta	7	10	0	.412	313	459
Carolina	5	12	0	.294	304	404

2022 NFL POSTSEASON

home team in CAPS

AFC Wild Card Playoffs
CINCINNATI 26, Las Vegas 19
BUFFALO 47, New England 17
KANSAS CITY 42, Pittsburgh 21

AFC Divisional Playoffs
Cincinnati 19, TENNESSEE 16
KANSAS CITY 42, Buffalo 36

AFC Championship Game
KANSAS CITY 24, Cincinnati 27

NFC Wild Card Playoffs
TAMPA BAY 31, Philadelphia 15
SAN FRANCISCO 23, Dallas 17
LA RAMS 34, Arizona 11

NFC Divisional Playoffs
San Francisco 13, GREEN BAY 10
TAMPA BAY 27, LA Rams 30


NFC Championship Game
LA RAMS 20, San Francisco 17

Super Bowl LV at Sofi Stadium, Inglewood, California
LA Rams 23, Cincinnati 20



IN MEMORIAM

The Vikings family suffered heartbreaking losses in 2021 and early 2022 - individuals who left their marks on the team and community and have a permanent place in the memories of the Vikings, their loved ones and their fans.




Doug Sutherland



Mick Tingelhoff



Steve Riley



Hugh McElhenny




Roy Winston



Floyd Reese



Tuineau Alipate



Larry Kohout



Jeff Gladney



2022 MINNESOTA VIKINGS SCHEDULE

PRESEASON

DAY	DATE	OPPONENT	TIME (CT)	TELEVISION	RADIO
Sun	Aug. 14	at Las Vegas	3:25 p.m.	FOX 9/NFLN	KFAN / KTLK
Sat	Aug. 20	San Francisco	6:00 p.m.	FOX 9	KFAN / KTLK
Sat	Aug. 27	at Denver Broncos	8:00 p.m.	FOX 9	KFAN / KTLK

REGULAR SEASON

DAY	DATE	OPPONENT	TIME (CT)	TELEVISION	RADIO
Sun	Sept. 11	Green Bay Packers	3:25 p.m.	FOX	KFAN / KTLK
Mon	Sept. 19	at Philadelphia Eagles	7:30 p.m.	FOX	KFAN / KTLK
Sun	Sept. 25	Detroit Lions	Noon	FOX	KFAN / KTLK
Sun	Oct. 2	at New Orleans/London	8:30 a.m.	NFLN	KFAN / KTLK
Sun	Oct. 9	Chicago Bears	Noon*	FOX	KFAN / KTLK
Sun	Oct. 16	at Miami Dolphins	Noon	FOX	KFAN / KTLK
Sun	Oct. 24	BYE WEEK			
Sun	Oct. 30	Arizona Cardinals	Noon*	FOX	KFAN / KTLK
Sun	Nov. 6	at Washington Commanders	Noon	FOX	KFAN / KTLK
Sun	Nov. 13	at Buffalo Bills	Noon	FOX	KFAN / KTLK
Sun	Nov. 20	Dallas Cowboys	3:25 p.m.*	CBS	KFAN / KTLK
Thu	Nov. 24	at New England Patriots	7:20 p.m.	NBC	KFAN / KTLK
Sun	Dec. 4	New York Jets	Noon*	CBS	KFAN / KTLK
Sun	Dec. 11	at Detroit Lions	Noon	FOX	KFAN / KTLK
TBD	TBD	Indianapolis Colts	TBD*	TBD	KFAN / KTLK
Sun	Dec. 24	New York Giants	Noon	FOX	KFAN / KTLK
Sun	Jan. 1	at Green Bay Packers	3:25 p.m.	CBS	KFAN / KTLK
TBD	TBD	Chicago Bears	TBD	TBD	KFAN/KTLK

* Game times subject to change due to NFL's Flexible Scheduling

Wild Card Playoff Games // January 14-16

Divisional Playoff Games // January 21-22

Conference Championship Games // January 29

Super Bowl LVII, State Farm Stadium, Glendale, AZ // February 12

A reliable teammate for all seasons.



Get a U.S. Bank Visa® Debit Card with the Minnesota Vikings design when you open any U.S. Bank consumer checking account.

Show your pride with the Vikings card design today.

**The Official Bank of
the Minnesota Vikings**



usbank.com



All regular account opening procedures apply. \$25 minimum deposit is required to open a U.S. Bank consumer checking account. Deposit products offered by U.S. Bank National Association. Member FDIC. ©2022 U.S. Bank. The issuer of the U.S. Bank Visa Debit Card is U.S. Bank National Association, pursuant to a license from Visa U.S.A. Inc. The Minnesota Vikings and the Vikings logo are registered trademarks of NFL Properties, Inc.

GET DELIVERED — FOR KICKOFF —



CELEBRATE RESPONSIBLY®

©2022 MILLER BREWING CO., MILWAUKEE, WI • BEER
NATURALLY FLAVORED WITH OTHER NATURAL FLAVOR

