



PHILADELPHIA EAGLES
GAME NOTES



JANUARY 1, 2023
AT LINCOLN FINANCIAL FIELD



GAME INFORMATION



NEW ORLEANS SAINTS (6-9)
Head Coach: **Dennis Allen** (1st Year)
Division: NFC South (T-2nd) **Last Game:** W, 17-10 at Cle.



PHILADELPHIA EAGLES (13-2)
Head Coach: **Nick Sirianni** (2nd Year)
Division: NFC East (1st) **Last Game:** L, 34-40 at Dal.

BROADCAST NETWORKS

TELEVISION (FOX) • Joe Davis (play-by-play)
Daryl Johnston (analyst) • **Pam Oliver** (sideline)



EAGLES RADIO (94WIP) • Merrill Reese (play-by-play)
Mike Quick (analyst) • **Howard Eskin** (sideline)



EAGLES SPANISH RADIO (Tico Sports) • Rickie Ricardo (play-by-play) • **Oscar Budejen** (analyst) • **Bill Kulik** (commentator)



FLY EAGLES FLY

- ▶ Philadelphia owns the best record in the NFL and is 13-2 for just the third time in franchise history, having previously done so in 2004 and 2017 (finished both seasons with a team-record-tying 13 wins).
- ▶ **Nick Sirianni** is just the third coach over the last two decades (since 2003) to start 13-2 or better in their first or second career year as a head coach (**Jim Caldwell** in 2009 and **Doug Pederson** in 2017).

MAKING A POINT

- ▶ The Eagles rank 1st in the NFL with a team-record 57 TDs.
- ▶ Philadelphia also leads the league with a franchise-record 31 rushing TDs, which are tied for the 6th-most in NFL history, behind the 1962 Packers (36), 1948 49ers (35), 1976 Steelers (33), 2006 Chargers (32) and 2003 Chiefs (32). The Eagles are just the fifth team since the 1970 merger to rush for 25+ TDs in consecutive years, joining the 2002-05 Chiefs (4), 1994-95 Cowboys, 1975-76 Colts and 1974-75 Dolphins.
- ▶ **Jalen Hurts** has produced 35 total TDs (22 passing, 13 rushing), tying **Randall Cunningham** (1990) for the most in franchise history. His 13 rushing TDs are the most ever by an Eagles QB and are the 2nd-most by a QB in NFL history, trailing only **Cam Newton** in 2011 (14).
- ▶ Philadelphia's offense features three players with 10+ scrimmage TDs each – **Jalen Hurts** (13 rushing), **Miles Sanders** (11 rushing), **A.J. Brown** (10 receiving) – for the first time in team history.

SWOLE & SKINNY BATMAN


- ▶ **A.J. Brown** (career-high 1,304) and **DeVonta Smith** (career-high 1,014) are the first 1,000+ yard receiving duo in franchise history. The only other NFL tandem with 1,000+ receiving yards each so far this season is Miami's **Tyreek Hill** (1,632) and **Jaylen Waddle** (1,260).
- ▶ Brown and Smith have both posted 100+ receiving yards in the same game in 3 of the last 4 contests, including back-to-back weeks. They are the first Eagles duo to accomplish that feat in consecutive games since **Brent Celek** and **DeSean Jackson** during the 2009 campaign.
- ▶ Since Week 13, Brown (473) and Smith (405) rank 2nd and 3rd in the NFL in receiving yards, respectively, trailing only **Justin Jefferson** (524). In that span, Smith leads the NFL in 20+ yard catches (9), while Brown (7) is tied with Jefferson and **CeeDee Lamb** for the 2nd-most.
- ▶ Brown (10) and Smith (career-high 7) have combined for 17 receiving TDs, tying Buffalo's **Stefon Diggs** (10) and **Gabe Davis** (7) for the 2nd-most by any duo in the league this season (most by any NFC pairing), behind Kansas City's **Travis Kelce** (12) and **Jerick McKinnon** (6).

SCHEDULE & RESULTS

REGULAR SEASON (13-2)				
Sun. Sep. 11	at	Detroit Lions	W, 38-35	
Mon. Sep. 19		Minnesota Vikings	W, 24-7	
Sun. Sep. 25	at	Washington Commanders	W, 24-8	
Sun. Oct. 2		Jacksonville Jaguars	W, 29-21	
Sun. Oct. 9	at	Arizona Cardinals	W, 20-17	
Sun. Oct. 16		Dallas Cowboys	W, 26-17	
Sun. Oct. 30		Pittsburgh Steelers	W, 35-13	
Thu. Nov. 3	at	Houston Texans	W, 29-17	
Mon. Nov. 14		Washington Commanders	L, 21-32	
Sun. Nov. 20	at	Indianapolis Colts	W, 17-16	
Sun. Nov. 27		Green Bay Packers	W, 40-33	
Sun. Dec. 4		Tennessee Titans	W, 35-10	
Sun. Dec. 11	at	New York Giants	W, 48-22	
Sun. Dec. 18	at	Chicago Bears	W, 25-20	
Sat. Dec. 24	at	Dallas Cowboys	L, 34-40	
Sun. Jan. 1		New Orleans Saints	1:00 p.m. (FOX)	
TBD	TBD	New York Giants	TBD (TBD)	

POSTSEASON	
AFC and NFC Wild Card Playoffs	Jan. 14-16
AFC and NFC Divisional Playoffs	Jan. 21-22
AFC and NFC Championship Games	Jan. 29
Super Bowl LVII (Glendale, AZ) (FOX)	Feb. 12

NFL RANKINGS				
OFFENSE				
	SAINTS		EAGLES	
Category	Stats	Rank	Stats	Rank
Total Offense	337.1	18	397.3	3
Rush Offense	114.0	19	153.8	4
Pass Offense	223.1	15	243.5	9
Points Per Game	20.2	22t	29.7	1
3rd-Down Offense %	40.5	14	47.9	3
4th-Down Offense %	33.3	30	73.3	2t
Red Zone Offense %	53.3	17t	72.2	1
DEFENSE				
	SAINTS		EAGLES	
Category	Stats	Rank	Stats	Rank
Total Defense	322.4	9	301.9	2
Rush Defense	132.0	23	120.7	18
Pass Defense	190.4	2	181.2	1
Points Per Game	21.7	14	20.5	10
3rd-Down Defense %	41.6	24	38.9	14
4th-Down Defense %	47.1	13	57.1	23
Red Zone Defense %	48.8	5	54.0	12
MISCELLANEOUS				
	SAINTS		EAGLES	
Category	Stats	Rank	Stats	Rank
Turnover Differential	-12	31	+9	2
Penalties/Game	6.3	22t	5.2	9t
Penalty Yards/Game	53.7	28	40.2	6





NFC SOUTH STANDINGS								
Team	W-L	W%	PF	PA	Home	Away	Div	Conf
TB	7-8	.467	266	304	4-4	3-4	3-1	7-3
CAR	6-9	.400	313	337	5-4	1-5	3-1	5-5
NO	6-9	.400	303	325	4-4	2-5	2-3	4-6
ATL	5-10	.333	315	350	4-3	1-7	1-4	4-6

WHAT CAN BROWN DO FOR YOU?

- ▶ **A.J. Brown** ranks 4th in the league with a career-high 1,304 receiving yards, trailing only **Justin Jefferson** (1,756), **Tyreek Hill** (1,632) and **Stefon Diggs** (1,325). He is also tied for the 3rd-most receiving TDs (10) in the NFL, behind **Travis Kelce** (12) and **Davante Adams** (12).
- ▶ Brown, who broke **Terrell Owens'** (1,200 in 2004) record for the most receiving yards by an Eagle in their first season with the team, is 105 yards shy of **Mike Quick's** franchise record (1,409 in 1983).

WELCOME TO SACKADELPHIA

- ▶ Philadelphia leads the NFL with 61 sacks, which is 1 QB takedown shy of the Eagles' single-season record (62 in 1989). The Eagles, who also rank 1st in the league in sacks per pass attempt (12.4%), are the only NFL team since 1982 to have 6+ sacks in 4 consecutive games.
- ▶ Philadelphia is the third NFL team since 1982 to have three players – **Haason Reddick** (14.0), **Josh Sweat** (11.0) and **Javon Hargrave** (10.0) – each record 10.0+ sacks in a season, joining the 1985 Raiders and 1989 Vikings. If **Brandon Graham** (9.0) records a sack on Sunday, the Eagles would become the first defense to have four such players.
- ▶ Reddick ranks 3rd in the league with a career-high 14.0 sacks (most by an Eagle since **Connor Barwin's** 14.5 in 2014), behind **Nick Bosa** (17.5) and **Matt Judon** (15.5). He also ranks 1st in the NFL strip sacks (5) and is tied with **Alex Highsmith** for the league lead in FFs (5).
- ▶ **Josh Sweat**, who has a career-high 11.0 sacks this season, has totaled QB takedowns in each of his last 5 games (longest active streak in the NFL and longest streak by an Eagle since **Juqua Parker** in 2009). His 7.5 sacks Week 12 are tied with **Josh Uche** for the most in the NFL.

NOTES TO KNOW

- ▶ **Miles Sanders** is tied for the 4th-most rushing TDs (career-high 11) among NFL RBs, trailing only **Jamaal Williams** (14), **Derrick Henry** (13) and **Nick Chubb** (12). He also ranks 5th in rushing yards (career-high 1,175), behind **Josh Jacobs** (1,539), Henry (1,429), Chubb (1,344) and **Saquon Barkley** (1,254). Sanders is the first Eagle to rush for 1,100+ yards and 11+ TDs in a season since **LeSean McCoy** in 2011.
- ▶ Despite missing 5 games earlier this year due to injury, **Dallas Goedert** still ranks in the Top 10 among NFL TEs in receiving yards (611, 7th), yards after the catch (378, 4th), yards per reception (13.3, 3rd) and catch rate (82.1%, 2nd). He also ranks 3rd among TEs with 11 catches of 20+ yards, behind **Travis Kelce** (19) and **George Kittle** (12).
- ▶ **Javon Hargrave**, who has recorded 7.5+ sacks in back-to-back years, ranks 3rd among NFL DTs with a career-high 10.0 sacks, which are the most by an Eagles DT since **Fletcher Cox** in 2018 (10.5).
- ▶ **T.J. Edwards** ranks 8th in the NFL (3rd in NFC) with a career-high 138 tackles, which are the 3rd-most by an Eagle since 1991, trailing only **Byron Evans** in 1992 (175) and **Andre Waters** in 1991 (156).
- ▶ **James Bradberry** is tied for the 2nd-most PDs (15) in the NFL this season, trailing only **Sauce Gardner** (16). He also ranks 2nd in opponent passer rating (51.2), behind Gardner (50.2) in that category.

NFC EAST STANDINGS								
Team	W-L	W%	PF	PA	Home	Away	Div	Conf
PHI	13-2	.867	445	308	6-1	7-1	3-2	8-2
DAL	11-4	.733	434	303	8-1	3-3	4-1	8-3
NYG	8-6-1	.567	311	339	4-3-1	4-3	1-3-1	4-6-1
WAS	7-7-1	.500	285	313	3-4	4-3-1	1-3-1	4-6-1

TEAM LEADERS			
PASSING YARDS (TDs)			
Jalen Hurts	3,472 (22)	Andy Dalton	2,495 (17)
Gardner Minshew	389 (2)	Jameis Winston	858 (4)
RUSHING YARDS (TDs)			
Miles Sanders	1,175 (11)	Alvin Kamara	717 (2)
Jalen Hurts	747 (13)	Taysom Hill	505 (6)
Kenneth Gainwell	205 (4)	Mark Ingram	233 (1)
RECEIVING YARDS (TDs)			
A.J. Brown	1,304 (10)	Chris Olave	940 (3)
DeVonta Smith	1,014 (7)	Alvin Kamara	480 (2)
Dallas Goedert	611 (3)	Juwan Johnson	425 (7)
Quez Watkins	340 (3)	Rashid Shaheed	375 (2)
POINTS			
Jake Elliott	91	Wil Lutz	93
Jalen Hurts	82	Taysom Hill	48
Miles Sanders	66	Juwan Johnson	42
A.J. Brown	60	Alvin Kamara	24
INTERCEPTIONS			
C.J. Gardner-Johnson	6	Tyrann Mathieu	2
James Bradberry	3	Demario Davis	1
Darius Slay	3	Daniel Sorensen	1
SACKS			
Haason Reddick	14.0	Demario Davis	6.5
Josh Sweat	11.0	Kaden Elliss	5.5
Javon Hargrave	10.0	Cameron Jordan	5.5
Brandon Graham	9.0	Carl Granderson	4.0
Fletcher Cox	6.0	David Onyemata	4.0
GROSS PUNTING (NET)			
Arryn Siposs	45.6 (39.6)	Blake Gillikin	46.8 (41.6)
Brett Kern	45.0 (33.0)	---	---
FIELD GOALS (%)			
Jake Elliott	14 (82.4%)	Wil Lutz	21 (77.8%)





FRONT OFFICE & COACHING STAFF



FRONT OFFICE & COACHING STAFF

PLAYER BIOS

ROSTER BREAKDOWN

2022 EAGLES STATISTICS

RECORD BOOK

NFL STATISTICS

OFF THE FIELD



JEFFREY LURIE

CHAIRMAN AND CHIEF EXECUTIVE OFFICER



NFC East Championships (9): '01 • '02 • '03 • '04 • '06 • '10 • '13 • '17 • '19

NFC Championship Games (6): '01 • '02 • '03 • '04 • '08 • '17 Super Bowl Appearances (2): '04 • '17

SUPER BOWL CHAMPION: 2017 (LII)

Jeffrey Lurie embarks on his 29th season as Chairman and Chief Executive Officer of the Philadelphia Eagles. Lurie purchased the franchise on May 6, 1994, and instituted an organizational infrastructure that reflects the pride and passion of the region, where tireless work ethic and innovation deeply coincides with consistent results. His commitment to excellence has launched an unprecedented era of success, including the first Super Bowl Championship in team history, when the Philadelphia Eagles defeated the New England Patriots, 41-33, in **Super Bowl LII** on February 4, 2018.

Today regarded among the most prominent franchises in professional sports, the Eagles began their ascent during the first full year of Lurie's ownership in 1995 and have since grown into a customary presence in the NFL's postseason. The Eagles are one of nine teams with multiple Super Bowl appearances (XXXIX and LII) since 2004 and lead the NFC (tied for second overall) in conference title games (six) dating back to 2001. In addition, the Eagles have earned nine of their 11 all-time NFC East Championships since 2001, which leads the division in that span.

Overall, the Philadelphia Eagles have made the playoffs 17 times under Lurie's direction and are tied for the third-most postseason bids in the NFL since the turn of the century (15), including trips in five of the last six seasons (2017-19, 2021-22). During that stretch, the Eagles became the fourth franchise to win a Super Bowl and then follow it with back-to-back playoff appearances since 1994, when the salary cap was introduced. Moreover, including the postseason, the Eagles have recorded the sixth-highest winning percentage (.585, 230-163-2) in the NFL since 2000.

Lurie's blueprint for success has had a profound impact on the field, leading to a greater overall winning percentage (.554, 272-219-3), more playoff games (29), and more playoff victories (15) than all previous ownership

groups combined. That model, however, is not just limited to football, as the Philadelphia Eagles organization has wholly embraced a championship mentality in all aspects of its operations, especially in the community.

EAGLES AUTISM FOUNDATION

A thoughtful and compassionate philanthropist who has family ties to autism, Lurie is dedicated to raising critical research funds for the developmental disorder and has leveraged his resources as a professional sports owner to turn autism awareness into action.

In 2019, Lurie expanded on this commitment by launching the team's signature charitable initiative, the Eagles Autism Foundation, which has since raised over \$16 million to help drive scientific breakthroughs and establish Philadelphia as a major center for autism research and care.

Through the Eagles Autism Foundation, the organization is viewed nationally as a progressive leader in the autism community. Most notably, the Eagles Autism Challenge presented by Lincoln Financial Group, which is the foundation's annual cycling and 5K run/walk event, contributes 100 percent of the participant-raised funds toward groundbreaking and exploratory work in the field of autism, including a record \$4.1 million in 2022.

To ensure the most transformational projects are funded, Lurie organizes a nationally recognized independent peer review panel each year that is tasked with evaluating and approving submitted proposals. A total of 63 research projects and community grants that specialize in treating and caring for individuals and families affected by autism have been funded.

In addition, the Eagles became one of the first sports franchises in the country to build a state-of-the-art sensory room, presented by the Children's Hospital of Philadelphia, and received Sensory Inclusive Certification for Lin-





Favorite area restaurants: Barclay Prime, Estia, Nomad, Sagami, Tequilas, Tinto, Vernick and Vietnam ... **Favorite Philadelphia breakfast spot:** Honey's Sit N Eat ... **Favorite music:** Ranges from The Doors to Bob Marley to Shakira ... **First concert attended:** Beach Boys ... **Favorite player growing up:** Bobby Orr ... **Favorite all-time movies:** *The Great Escape*, *The Godfather Part II*, *Silver Linings Playbook* and *Lion* ... **Favorite all-time TV shows:** *Hogan's Heroes*, *The Fugitive* and *24* ... **Favorite recent movies and TV shows:** *Coda*, *Summer of Soul*, *Extraordinary Attorney Woo* and *My Octopus Teacher* ... **Favorite books:** *When Breath Becomes Air*, *The Kite Runner* and *Sapiens: A Brief History of Humankind* ... **Favorite dog breeds:** Bernese Mountain Dog, Golden Doodle and Wheaten Terrier

EAGLES SUPER BOWL NOTES

The Philadelphia Eagles are one of nine NFL teams with multiple Super Bowl appearances (XXXIX and LII) since the 2004 season, joining the New England Patriots (seven), Pittsburgh Steelers (three), Seattle Seahawks (three), Denver Broncos (two), Indianapolis Colts (two), Kansas City Chiefs (two), New York Giants (two) and San Francisco 49ers (two).

The Eagles are one of four teams to win a Super Bowl and then follow it with back-to-back playoff appearances since 1994, when the NFL's salary cap was introduced (also New England, San Francisco and Seattle).

MOST CONFERENCE TITLE GAMES SINCE 2001

Rk	Team	Total
1.	New England Patriots.....	13
2t.	Philadelphia Eagles	6
	Green Bay Packers	6
	Pittsburgh Steelers.....	6
5.	San Francisco 49ers	5

MOST NFC EAST CHAMPIONSHIPS SINCE 2001

Rk	Team	Total
1.	Philadelphia Eagles	9
2.	Dallas Cowboys.....	6
3t.	New York Giants	3
	Washington.....	3

MOST PLAYOFF APPEARANCES SINCE 2000

Rk	Team	Total
1.	New England Patriots.....	18
2.	Green Bay Packers	16
3t.	Philadelphia Eagles	15
	Indianapolis Colts.....	15
5t.	Pittsburgh Steelers.....	14
	Seattle Seahawks	14

coln Financial Field in partnership with Kulture City. The Eagles also became the first professional sports team to partner with Popcorn for the People, a non-profit organization that is devoted to creating meaningful employment for those with autism and developmental disabilities.

On May 8, 2019, Lurie was presented the Commitment to Cures Award by the American Brain Foundation for his ongoing work to find cures for neurodevelopmental diseases and disorders.

Lurie is a director of the NLM Family Foundation, which commits significant resources to autism research and education. He also established the Lurie Family Foundation to strengthen efforts toward autism research.

CHAMPIONS IN THE COMMUNITY

Under Lurie's ownership, the Philadelphia Eagles' dedication to serving the community has manifested in a variety of ways, as the organization continues to set a powerful example within professional sports.

In response to the COVID-19 pandemic, the Eagles contributed \$1 million in donations to help relief efforts in Philadelphia, focusing on providing critical assistance to the well-being of essential healthcare workers and their families, as well as supporting local businesses. The Eagles also hosted numerous community blood drives and vaccination clinics at Lincoln Financial Field. Additionally, Lurie personally donated \$1 million to Penn Medicine to establish the COVID-19 Immunology Defense Fund.

Over the past four years, the Eagles Social Justice Council, which is a committee of select players and Eagles staff, has awarded \$1.6 million to local organizations working to improve education, mentoring, health services, criminal justice reform, reentry programs, and workplace development.

In 2018, Lurie was recognized by the Fritz Pollard Alliance with the Paul "Tank" Younger Award, which is annually granted to an NFL executive, coach, or owner who promotes gender and racial diversity. As a result of his efforts to foster civic responsibility throughout the organization, Lurie was the recipient of the Torch of Liberty Award conferred by the Anti-Defamation League of Philadelphia and was honored by Philadelphia's Operation Understanding, an acclaimed group that advances interracial harmony among future leaders of the African American and Jewish communities.

Go Green, a groundbreaking initiative launched by the Eagles in 2003, aims to reduce the organization's footprint on the environment and creates programs that improve quality of life in the Philadelphia area. In December 2018, Lincoln Financial Field was awarded LEED Gold certification by the U.S. Green Building Council. On top of that, the Eagles became the first professional sports team in the world to receive the prestigious ISO 20121 Event Sustainability Management System certification.

One of Lurie's first philanthropic endeavors was the creation of the Eagles Youth Partnership in 1995. For 20 years, the organization's charitable wing served over 50,000 at-risk children in the Philadelphia region, focusing on health and education programming. In 2015, Lurie oversaw the Eagles Youth Partnership's transition to the Eagles Charitable Foundation. Its signature program, the Eagles Eye Mobile, today provides children with greater access to vision care in partnership with Vision to Learn.

The Eagles have conducted community-changing playground builds in Philadelphia for the past 24 years, maintaining a belief that every child deserves a safe place to play and learn. The entire organization – including players, coaches, and staff – contributes to the installation of a large play structure, a mini-turf field, colorful murals, and mosaic tables.

In 2011, in acknowledgment of their community efforts as well as their Tackling Breast Cancer and Go Green campaigns, the Eagles were presented with the coveted Sports Team of the Year Award by Beyond Sport.

PROGRESSIVE LEADERSHIP

Widely considered one of the most progressive owners in professional sports, Lurie embraces innovative thought. His commitment to enhancing every element of the organization through forward-thinking decisions has been a hallmark of his tenure as Chairman and Chief Executive Officer.

Lurie invests in both people and ideas. Throughout his ownership, he has gone beyond traditional football practices by focusing on infusing talented individuals from other industries into the Eagles' business operations. As a

result, the Philadelphia Eagles have become a leader in professional sports with regards to gender diversity in the workplace.

The Eagles’ organic effort toward staying ahead of the curve and mining for value where others may not see it has also been fundamental to the football team’s success over the years.

During the 2021 offseason, Lurie hired a 39-year-old first-time head coach in **Nick Sirianni** – the second-youngest head coach in Eagles history – following a highly productive, three-year stint as the Indianapolis Colts’ offensive coordinator. In his first season, Sirianni guided the Eagles to a 9-8 record and playoff berth, becoming the third head coach in franchise history to reach the postseason in their debut campaign.

Doug Pederson was hired by the Eagles as a first-time head coach in 2016. In his second season at the helm, Pederson led the team to its first Super Bowl Championship in franchise history when the Philadelphia Eagles outdueled the New England Patriots in **Super Bowl LII**.

In 1999, Lurie found a match with former Green Bay Packers quarterbacks coach **Andy Reid**, who at 40 years old took on a lead role for the first time in his career and was the second-youngest head coach in the NFL at the time of his hiring. Reid enjoyed a 14-year stay with Philadelphia (franchise record) and became the winningest head coach (140-102-1, .578 – including playoffs) in Eagles history. Named the 2002 NFL Coach of the Year by the *Associated Press*, Reid led the team to nine postseasons, which included five conference title games and an appearance in Super Bowl XXXIX.

Lurie’s first head coaching hire, **Ray Rhodes**, came to Philadelphia in 1995 as just the third African American head coach in modern NFL history. In his first season with the Eagles, Rhodes guided the team to a 10-6 record and playoff berth and earned *AP* NFL Coach of the Year honors.

Each of Lurie’s first five head coaching hires have earned postseason appearances within their first two seasons.

Lurie, who was named NFL Owner of the Year by *Sporting News* in 1995 and by *Pro Football Insider* in 2000, currently serves on numerous NFL committees, including the Finance Committee, Media Committee, International Committee, and the Major Events Advisory Committee.

BUILDING A NEW HOME

After purchasing the Eagles, Lurie recognized that the organization’s facilities needed a total reconstruction, which required the design and relocation of its office headquarters, practice facility, and stadium. He immediately committed to providing the franchise with everything it needed to succeed and constructed two state-of-the-art facilities in South Philadelphia – the NovaCare Complex (2001) and Lincoln Financial Field (2003).

Although Lincoln Financial Field was erected to house its main tenant, the Philadelphia Eagles, Lurie also created a destination that could hold a wide variety of events. Fittingly, the first ticketed event at the new stadium was a soccer match between Manchester United and FC Barcelona in August 2003, followed by a Bruce Springsteen concert soon after.

Since then, Lincoln Financial Field has evolved with an ever-changing entertainment landscape and underwent a two-year, \$125 million revitalization in 2013. Over the years, the venue has hosted high-profile events including sold-out concerts, national and international soccer matches, the NCAA Lacrosse Championships, the Army-Navy game, Monster Jam, Temple University football games, and will host the FIFA World Cup matches in 2026.

FILM CAREER

Prior to purchasing the Philadelphia Eagles, Lurie joined General Cinema Corporation, a major movie theater company founded by his grandfather, Philip Smith. Two years later, he started Chestnut Hill Productions and produced a variety of films. In 2008, Lurie established Screen Pass Pictures and served as an executive producer of *Inside Job*, the 2010 documentary film, which earned the Academy Award for Best Documentary Feature, and *Inocente*, which earned an Academy Award for Best Short Documentary in 2013. Most recently, Lurie formed Play/Action Pictures to produce socially impactful documentary films, including *Totally Under Control* (2020), *Summer of Soul (Or, When the Revolution Could Not Be Televised)* (2021), *MLK/FBI* (2020), and *The Meaning of Hitler* (2020). Most recently, *Summer of Soul*

MOST PLAYOFF VICTORIES SINCE 2000		
Rk	Team	Total
1.	New England Patriots.....	30
2.	Baltimore Ravens.....	16
3.	Pittsburgh Steelers.....	15
4t.	Philadelphia Eagles	14
	Green Bay Packers	14
	Seattle Seahawks	14

MOST WINNING SEASONS SINCE 1995		
Rk	Team	Total
1.	New England Patriots.....	23
2.	Green Bay Packers	21
3.	Pittsburgh Steelers.....	20
4.	Indianapolis Colts.....	19
5t.	Philadelphia Eagles	18
	Kansas City Chiefs	18

HIGHEST WINNING PERCENTAGE SINCE 2000			
Rk	Team	W-L	Pct
1.	New England Patriots.....	291-119.....	.710
2.	Pittsburgh Steelers.....	248-144-3632
3.	Green Bay Packers	244-151-2617
4.	Indianapolis Colts.....	234-159-1595
5.	Baltimore Ravens.....	235-160.....	.595
6.	Philadelphia Eagles	230-163-2.....	.585
(including playoffs)			



earned the Academy Award for Best Documentary Feature in 2022, along with a Peabody Award and Grammy award for Best Music Film.

PERSONAL

Lurie’s passion and love of sports began when he was a young boy growing up outside of Boston. Lurie became an avid fan of the NFL and all the major leagues after watching the first ever sudden-death overtime NFL Championship between the Baltimore Colts and the New York Giants in 1958.

Prior to entering business, Lurie served as an adjunct assistant professor of social policy at Boston University. He earned a B.A. from Clark University, a master’s in psychology from Boston University, and a Ph.D. in social policy from Brandeis University. Lurie served as Clark University’s commencement speaker to the graduating class in May 2019.

Born on September 8, 1951, Lurie has two children. He resides in the Philadelphia area with his wife, Tina. In his free time, he enjoys traveling, golfing, tennis, movies, music, and discovering great restaurants.



DON SMOLENSKI

PRESIDENT

NFL Experience: 25th Year (25th with Eagles)
College: Amherst College **Hometown:** Pittsford, NY



SUPER BOWL CHAMPION: 2017 (LII)

Don Smolenski, now in his 25th season with the organization, was named team president in 2012 after originally joining the team in 1998 as chief financial officer. Prior to being promoted to his current post, he was named senior vice president/chief financial officer in 2001 and later the team's chief operating officer in 2010.

As president, Smolenski directs the club's business and strategic efforts, including sales, marketing, communications, and operations. He has played a key role in significant projects from the construction of Lincoln Financial Field to the club's internationally recognized environmental and philanthropic programs. Smolenski has infused energy and creativity throughout the organization with his engaging leadership style. In 2015, he was named to the Most Admired CEOs list by the *Philadelphia Business Journal* and under his leadership, the Eagles were named to Philly.com's Top Workplaces list in 2012, 2014, 2016, 2018, 2020, and 2022.

During his time as the team's president, Smolenski and the Eagles celebrated their first Super Bowl victory in franchise history after defeating the New England Patriots, 41-33, in **Super Bowl LII**.

In his first year as president, Smolenski spearheaded a two-year, \$125 million Lincoln Financial Field revitalization project that added 1,600 seats, HD video boards, and graphics paying tribute to the team's history. In 2019, Smolenski's leadership was instrumental to the Lincoln Financial Group naming-rights extension, which ensured that the Eagles would play at Lincoln Financial Field through 2032. Over the years, Lincoln Financial Field has hosted high-profile events, including sold-out concerts, national and international soccer matches, the NCAA Lacrosse Championships, the Army-Navy Game, the NHL Stadium Series, Monster Jam, Temple University football, and more. In June 2022, Lincoln Financial Field was selected as a FIFA World Cup 2026 host venue, becoming one of 16 stadiums across the United States, Canada, and Mexico to earn the prestigious honor.

As part of Smolenski's commitment to offering guests a safe, clean, and friendly experience at Lincoln Financial Field, the Eagles were credited with a SAFETY Act designation, one of the highest levels of accreditation offered by the United States Department of Homeland Security, in August 2020. One month later, in September 2020, Lincoln Financial Field achieved the distinguished Global Biorisk Advisory Council (GBAC) STAR accreditation for implementing stringent protocols for cleaning, disinfection, and infectious disease prevention.

Smolenski plays an important role in the team's environmental initiatives. As a result of their Go Green program, which features the NFL's largest solar array with 10,456 panels, the Eagles have emerged as a leader in environmental stewardship in the sports industry. Areas of focus include conservation efforts, recycling programs, and the use of renewable energy. Under his leadership, Lincoln Financial Field has achieved LEED Gold status, and the organization became the first professional sports team to receive ISO 20121 certification, an international standard designed to help organizations integrate sustainability into its management operations. In June 2021, the Eagles entered into a landmark, first-of-its-kind partnership with Ocean Conservancy and The Ocean Foundation to offset all team travel through seagrass and mangrove restoration efforts in Puerto Rico.

In 2018, Smolenski helped launch the Eagles Autism Challenge, a one-day bike ride and family-friendly 5K run/walk dedicated to raising funds

for cutting-edge autism research and care programs. In 2019, the team's signature fundraising event expanded and led to the formation of the Eagles Autism Foundation, a new charitable endeavor that unified the team's various autism activities into one organization. Through its mission to turn autism awareness into action, the Eagles became one of the first sports franchises to build a state-of-the-art sensory room in its home stadium, have partnered with organizations to help combat the unemployment rate in the autism community, and have even leveraged home games and open practices to drive critical funds. The Eagles Autism Challenge celebrated a record-setting year in 2022, raising more than \$4.1 million for the cause and bringing the total raised to \$16 million since 2018.

In 2013, Smolenski helped launch the Eagles Care initiative, which forges annual, strategic partnerships with local nonprofits in an effort to deepen the team's community impact. Since the program's inception, the team has welcomed 30 charitable organizations to the Eagles Care family.

In addition to his leadership roles within the Eagles organization, Smolenski is the co-chair of Children's Hospital of Philadelphia (CHOP) Corporate Council, which is comprised of top executives from the region who believe in the hospital's mission, are committed to advancing its research and clinical priorities, and are dedicated to the health and economic growth of Greater Philadelphia. He is also a member of the Greater Philadelphia Chamber of Commerce Board, the FM Global Advisory Board, and is involved with Leadership Philadelphia, a nonprofit organization that promotes leadership and community involvement.

In 2019, Smolenski was appointed chair of the PHL Sports Advisory Board. PHL Sports is a business development division of the Philadelphia Convention and Visitors Bureau (PHLCVB), which brings together the area sports community to attract major events to Philadelphia. In 2017, in partnership with PHL Sports, Smolenski assisted in bringing the NFL Draft back to Philadelphia for the first time since 1961.

Smolenski serves as the vice president and treasurer of the Eagles Autism Foundation, as well as treasurer of the Eagles Charitable Foundation, which provides area-based children with greater access to vision care.

Before joining the Eagles, Smolenski served as chief financial officer for the International Hockey League, where he oversaw all league financial matters and played an integral role in the expansion of the league. Through the development of expansion models and the analysis of league performance models, Smolenski saw the league grow from 12 to 19 teams.

Smolenski began his career as a public accountant with Arthur Andersen.

An outdoor enthusiast, Smolenski has completed the Detroit, Pittsburgh, and Boston Marathons. He earned his Bachelor of Arts degree in biology from Amherst College and holds a Master of Science degree in accounting. Don and his wife, Karen, have two sons, Jake and Shane.





HOWIE ROSEMAN

EXECUTIVE VICE PRESIDENT/GENERAL MANAGER



NFL Experience: 23rd Year (23rd with Eagles)

College: Florida, Fordham Hometown: Brooklyn, NY

SUPER BOWL CHAMPION: 2017 (LII) NFL EXECUTIVE OF THE YEAR: 2017 (SPORTING NEWS, PFWA)

Howie Roseman, Executive Vice President/General Manager, enters his 23rd season with the Philadelphia Eagles. After working his way up through the Eagles' football operations and scouting departments, Roseman has cemented himself as one of the most accomplished and respected front office executives in the NFL.

The architect of the first Super Bowl championship in franchise history, Roseman has greatly impacted decades of sustained success in Philadelphia. Since he was hired in 2000, the Eagles have the league's fourth-most playoff victories (14) and fourth-most postseason berths (14), including a division-leading nine NFC East crowns. Philadelphia also ranks first in the NFC (tied for second in the NFL) with six conference title games since 2001.

Roseman, who was named the 2017 NFL Executive of the Year (*Sporting News*; Pro Football Writers of America), has revitalized the Eagles' football operations with a collaborative and progressive approach to roster building and player development. As a result, Philadelphia has earned playoff appearances in four of the last five seasons, including two NFC East championships (2017 and 2019) and a 41-33 victory over the New England Patriots in **Super Bowl LII**. The Eagles became just the fourth franchise to capture a Super Bowl and then follow it with back-to-back postseason trips in the NFL's salary cap era (since 1994). In addition, Philadelphia's recent track record of excellence has created opportunities for numerous former personnel executives to earn senior roles with other clubs, including two general managers – **Andrew Berry** (Cleveland Browns) and **Joe Douglas** (New York Jets).

In 2017, Roseman played a pivotal role in ensuring the success of the Eagles' **Super Bowl LII**-winning team. Faced with season-ending injuries to key players, Roseman's focused leadership and in-season roster management helped Philadelphia produce a 13-3 regular-season campaign while also securing the top seed in the NFC playoffs ahead of its championship run.

Roseman, who served as the Eagles' Executive Vice President of Football Operations from 2016-18 before adding the title of General Manager in 2019, is responsible for managing the organization's personnel and scouting staffs. He also oversees the executives who specialize in all areas of football operations, including but not limited to sports medicine and performance, analytics, football administration, football technology, and player development. Under Roseman's guidance, and in concert with the vision created by Chairman and Chief Executive Officer **Jeffrey Lurie**, Philadelphia has become one of the NFL's most admired and innovative operations.

Before he was elevated to Executive Vice President of Football Operations, Roseman served as the general manager from 2010-14. At the time of his promotion, the 34-year-old Roseman became the youngest NFL executive to be named to the post in three decades. He directed a major overhaul of the roster in his first year, making it one of the youngest in the league. The revamped Eagles delivered NFC East titles in 2010 and 2013 and sent a conference-high nine players to the Pro Bowl following the 2014 season.

From 2008-09, Roseman managed the college scouting staff, organized, and ran draft meetings, and scouted the top college prospects around the country as the vice president of player personnel.

Roseman was named Philadelphia's vice president of football administration (2006-07) after spending three years as the team's director of football administration (2003-05). In that role, he evaluated players around the NFL and for the draft while representing the team on contract, salary cap, and

player personnel matters. In 2007, Roseman was invited to participate in the NFL-Stanford Program for managers at the Stanford Graduate School of Business, an NFL program created to develop leaders within the league.

After relentlessly pursuing jobs in NFL front offices, Roseman finally got his foot in the door as an intern with the Eagles, when the team was headquartered at Veterans Stadium. From 2000-02, Roseman served as a salary cap staff counsel with Philadelphia.

Roseman serves on the Future of Football Advisory Committee, which is a panel of executives organized through the NFL's Football Operations Innovation Forum that showcases and discusses various initiatives.

Roseman, the club's nominee for the 2018 NFL Salute to Service Award, is very active in the Philadelphia community and contributes to a variety of initiatives that involve the military and children. He was named Honorary Commander for the Joint Base McGuire-Dix-Lakehurst for his continued efforts with the military. His charitable endeavors have also benefited the Alex's Lemonade Stand Foundation, the Boys & Girls Clubs of America, USA Football, Pop Warner, and Cop Wheels. In 2018, the Maxwell Football Club presented Roseman with the Steinberg-DeNicola Humanitarian Award, an annual honor that recognizes an NFL representative who is committed to doing good in their community. In addition, Roseman is a member of the Governing Body of the Global Sports Management Summit and YPO.

Born in Brooklyn, NY, Roseman earned his bachelor's degree from Florida before earning a J.D. degree from Fordham Law School. He and his wife, Mindy, reside in suburban Philadelphia with their four children.





NICK SIRIANNI

HEAD COACH

NFL Experience: 14th Year (2nd with Eagles)
College: Mount Union **Hometown:** Jamestown, NY



Nick Sirianni was named head coach of the Philadelphia Eagles on January 24, 2021. In his debut campaign, he led the Eagles to a 9-8 record and playoff appearance, becoming the third head coach in franchise history to reach the postseason in their first year at the helm.

The product of a family of football coaches and educators, Sirianni developed a curriculum for building a winning culture that is grounded in five core values – *connect, compete, accountability, football IQ and fundamentals*. Through these principles, he directed one of the largest year-over-year win total improvements in team history in 2021, with Philadelphia capturing seven of its last 10 regular-season games to make the playoffs.

Under Sirianni's leadership, the Eagles totaled the most explosive plays (163) in the league and ranked first with a franchise record in rushing yards (2,715). Moreover, they finished fourth in third-down conversion rate (team-record 45.7 pct.) and allowed only 16 giveaways (fifth in the NFL), marking the club's fewest in a season in over 30 years. Philadelphia also registered the second-most defensive touchdowns (five) in the NFL and ranked 10th in opponent yards per game (328.8 ypg).

Sirianni, who pairs his teaching skills with a contagious energy and passion for the game, helped many players enjoy successful showings in 2021, including quarterback **Jalen Hurts**. As a first-time starter, Hurts became just the eighth player in NFL history to produce 3,000 passing yards (3,144) and 750 rushing yards (784) in a season and established himself as the youngest signal caller (23 years old) to ever lead the Eagles to a playoff berth.

In addition, Sirianni guided five players – kicker **Jake Elliott**, defensive tackle **Javon Hargrave**, center **Jason Kelce**, cornerback **Darius Slay** and defensive end **Josh Sweat** – to Pro Bowl nods, including three first-time selections (Elliott, Hargrave and Sweat). Kelce and tackle **Lane Johnson** were also honored as All-Pros by the *Associated Press*, while wide receiver **DeVonta Smith** set a franchise rookie record for receiving yards (916).

Prior to arriving in Philadelphia, Sirianni spent three years (2018-20) as the Indianapolis Colts' offensive coordinator. In that span, the Colts ranked sixth in third-down conversion rate (43.4 pct.), seventh in red zone touchdown efficiency (63.9 pct.) and eighth in points per game (25.9), while surrendering the second-fewest sacks (71) in the league.


During Sirianni's time with the Colts, five offensive players earned Pro Bowl honors, including guard **Quenton Nelson** (2019-21), center **Ryan Kelly** (2020-21), tight ends **Jack Doyle** (2019) and **Eric Ebron** (2018) and quarterback **Andrew Luck** (2018), who was named *AP* NFL Comeback Player of the Year after finishing second overall in passing touchdowns (39) in 2018. Furthermore, Nelson was voted first-team All-Pro all three seasons, while Kelly was tabbed a second-team All-Pro selection in 2020.

Before he joined Indianapolis, Sirianni was a member of the Los Angeles/San Diego Chargers' staff for five years (2013-17), including two seasons as the wide receivers coach (2016-17). In 2017, he assisted the top-ranked passing offense (276.9 ypg), which featured a career year from **Keenan Allen**, who was selected as the *AP* NFL Comeback Player of the Year after ranking third in receiving yards (career-high 1,393) that season.

From 2014-15, Sirianni coached the Chargers' quarterbacks and helped **Philip Rivers** earn consecutive Pro Bowls while averaging 30 passing touchdowns per season. In 2015, Rivers led the NFL with a team-record 437 completions for a career-high 4,792 yards (second in the NFL and 10 yards shy of

COACHING TIMELINE

Years	Team	Position
2021-	Philadelphia Eagles	Head Coach
2018-20	Indianapolis Colts	Offensive Coordinator
2016-17	L.A./S.D. Chargers	Wide Receivers
2014-15	San Diego Chargers	Quarterbacks
2013	San Diego Chargers	Offensive Quality Control
2012	Kansas City Chiefs	Wide Receivers
2009-11	Kansas City Chiefs	Offensive Quality Control
2006-08	Indiana (PA)	Wide Receivers
2004-05	Mount Union	Defensive Backs



the club record). In 2013, when Sirianni originally joined the Chargers as an offensive quality control coach, Rivers threw for 4,478 yards and 32 touchdowns and recorded a career-high 69.5 completion percentage (378-of-544) en route to *AP* NFL Comeback Player of the Year honors.

Sirianni began his NFL coaching career with the Kansas City Chiefs, serving as the wide receivers coach (2012) and offensive quality control coach (2009-11). He also worked with the Chiefs' quarterbacks in 2010 and helped **Matt Cassel** earn his first career Pro Bowl after totaling 3,116 passing yards, 27 touchdowns and a career-high 93.0 passer rating.

Before the NFL, Sirianni spent five years at the collegiate level as the wide receivers coach at Indiana University of Pennsylvania (2006-08) and defensive backs coach at Mount Union (2004-05), his alma mater, helping the Purple Raiders capture a national title during the 2005 season.

A native of Jamestown, NY, Sirianni was a three-year starter at wide receiver at Mount Union, winning three NCAA Division III National Championships (2000-02) and earning All-Ohio Athletic Conference honors as a senior after catching a career-high 13 touchdowns. He also played one year in the Atlantic Indoor Football League with the Canton Legends in 2005.

Sirianni's brother, Mike, is the head coach at Washington & Jefferson College, where he is the winningest coach in school history (156-36, .813 winning percentage) and a seven-time PAC Coach of the Year who led the Presidents to their 26th league title in 2018. His brother, Jay, is a former head coach at their alma mater, Southwestern Central High School (Jamestown, NY), where their father, Fran, also spent nine years in the same position. Under Jay, Southwestern Central won New York state titles in 2008 and 2009.

Sirianni and his wife, Brett, have two sons, Jacob and Miles, and one daughter, Taylor.



MICHAEL CLAY

SPECIAL TEAMS COORDINATOR

NFL Experience: 9th Year (4th with Eagles)
College: Oregon **Hometown:** San Jose, CA



- ▶ Enters his second season as the Eagles' special teams coordinator ... Re-joined the club in 2021 after a five-year stint with the 49ers (2016-20), including four seasons as a special teams assistant ... Originally began his coaching career with Philadelphia (2014-15)
- ▶ Oversaw a career year by **Jake Elliott** in 2021 ... Elliott was selected to his first career Pro Bowl after producing a franchise-record 90.9% FG percentage (30-of-33) and a career-high 134 points (6th-most in team history) ... Finished as one of just three NFL kickers who converted at least 90% of their FGs and all of their XP attempts (44-of-44)
- ▶ During his time with the 49ers, guided **Mitch Wishnowsky** to the 9th-most punts inside the 20 (25) in 2020 ... Assisted a group that ranked 2nd in average starting field position (32.1-yard line) as well as opponent average starting field position (24.7-yard line) in 2019 ... Helped **Robbie Gould** set the 49ers' record for FG percentage (97.1%) and led **Richie James** to PFWA All-NFC honors as a rookie in 2018
- ▶ Served as Philadelphia's assistant special teams coach in 2015, when **Darren Sproles** collected Pro Bowl accolades after leading the league in both punt return yards (446) and punt return TDs (2, tied)
- ▶ Started as the Eagles' defensive quality control coach in 2014
- ▶ Played LB at Oregon from 2009-12 and was an All-Pac-12 selection ... Signed by the Dolphins as a UDFA in 2013



JONATHAN GANNON

DEFENSIVE COORDINATOR

NFL Experience: 15th Year (2nd with Eagles)
College: Louisville **Hometown:** Cleveland, OH



- ▶ Named the Eagles' defensive coordinator during the 2021 offseason
- ▶ In his first season with Philadelphia, directed the 10th-ranked defense (328.8 ypg) in the NFL ... The Eagles, who registered the 2nd-most defensive TDs (5) and surrendered the 5th-fewest explosive plays (117) in the league, also finished 9th in opponent rushing yards per game (107.9) and opponent three-and-out percentage (33.1%)
- ▶ Guided three defensive players to Pro Bowl honors following the 2021 campaign ... **Dariusz Slay** paced the Eagles with 5 takeaways and produced an NFL-best 3 defensive TDs, while **Javon Hargrave** and **Josh Sweat** each tied for the most sacks (7.5) on the team
- ▶ Coached Indianapolis' secondary from 2018-20 ... During that stretch, the Colts were 6th in INTs (45), 9th in scoring defense (22.5 ppg) and 10th in total defense (339.5 ypg) and red zone defense (55.9%)
- ▶ Served as the Vikings' assistant DBs/quality control coach from 2014-17 ... In that span, Minnesota ranked 2nd in red zone defense (48.6%) as well as 3rd in scoring defense (18.8 ppg), total defense (319.9 ypg), passing defense (214.6 ypg) and third-down defense (35.1%)
- ▶ Worked as the Titans' defensive assistant/quality control coach during the 2012-13 seasons ... Held the same position with the Falcons when he originally began his NFL career in 2007 ... Also spent time in several scouting positions with the Rams from 2009-11



SHANE STEICHEN

OFFENSIVE COORDINATOR

NFL Experience: 12th Year (2nd with Eagles)
College: UNLV **Hometown:** Sacramento, CA



- ▶ Hired as the Eagles' offensive coordinator in 2021 after serving in the same capacity with the Chargers during the 2019-20 seasons
- ▶ In his first year with the Eagles, coordinated the NFL's most productive rushing offense, as Philadelphia ranked 1st in the NFL with franchise records in rushing yards (2,715) and rushing TDs (25) ... The Eagles led the league in explosive plays (163) and also ranked 4th in third-down percentage (team-record 45.7%) and 5th in giveaways (16)
- ▶ Played a key role in the development of first-time starter **Jalen Hurts**, who became the eighth QB in NFL history to record 3,000+ passing yards (3,144) and 750+ rushing yards (784) in 2021
- ▶ Tutored **Justin Herbert** to PFWA Rookie of the Year honors in 2020 ... Completed 396-of-595 (66.6%) attempts for 4,336 yards, 31 TDs, 10 INTs and a 93.8 rating ... Finished among the league's Top 10 QBs in completions (4th), passing yards (6th) and passing TDs (10th)
- ▶ Coached the Chargers' QBs from 2016-19 ... In that span, **Philip Rivers** earned three consecutive Pro Bowl nods (2016-18) ... In 2017, Los Angeles led the NFL with 276.9 passing yards per game
- ▶ Spent two years as the Chargers' offensive quality control/WRs coach from 2014-15 ... Also was the Browns' offensive quality control/QBs coach in 2013 ... First began his NFL coaching career as a defensive assistant with the Chargers from 2011-12 ... Played QB at UNLV



JEMAL SINGLETON

RUNNING BACKS/ASSISTANT HEAD COACH

NFL Experience: 7th Year (2nd with Eagles)
College: Air Force **Hometown:** Incirlik, Turkey



- ▶ Joined Philadelphia's coaching staff during the 2021 offseason
- ▶ Helped the Eagles lead the NFL with team records in rushing yards (2,715), rushing TDs (25) and rushing first downs (163) in 2021 ... **Miles Sanders** ranked 3rd in the NFL with a career-high 5.5 yards per carry and **Boston Scott** registered a career-best 7 rushing TDs
- ▶ In 2020, helped Cincinnati's RBs register a combined 1,891 scrimmage yards ... Also guided **Joe Mixon** to 1,137 rushing yards in 2019
- ▶ Spent the 2018 season as the RBs coach for the Raiders
- ▶ Served as the Colts' RBs coach from 2016-17 ... Worked closely with **Frank Gore**, who became just the fourth RB in NFL history to surpass 1,000 rushing yards (1,025) at age 33-or-older in 2016
- ▶ Was the special teams coordinator/RBs coach at Arkansas in 2015
- ▶ Tutored the RBs at Oklahoma State (2011-14) ... In 2014, Cowboys RBs combined for more than 500 touches without committing a turnover ... Oklahoma State's RBs also totaled 35 rushing TDs in 2013
- ▶ Spent nine seasons coaching at Air Force (2000, '03-10) ... Worked as the Falcons' RBs coach from 2006-10, producing a conference rushing title and Top 10 national ranking in rushing offense each year
- ▶ Played RB at Air Force and became just the sixth player in program history to be elected a two-time captain



KEVIN PATULLO

PASSING GAME COORDINATOR

NFL Experience: 13th Year (2nd with Eagles)
College: South Florida **Hometown:** Hillsborough, NJ



- ▶ Hired as the Eagles' passing game coordinator in 2021 after spending three years with **Nick Sirianni** in Indianapolis (2018-20)
- ▶ In his first season with Philadelphia, assisted a passing attack that finished 6th in both receiving average (11.7) and YAC per reception (5.7) ... Helped grow **Jalen Hurts**, who became the eighth QB in NFL history to have 3,000+ passing yards (3,144) and 750+ rushing yards (784) in a season ... **DeVonta Smith** set an Eagles rookie record for receiving yards (916), while **Dallas Goedert** ranked 1st among TEs in receiving first-down percentage (75.0%) and 5th in yards (830)
- ▶ Served as the Colts' pass game specialist in 2020 ... Indianapolis gave up the 2nd-fewest sacks (21) and 3rd-fewest giveaways (15) ... In addition, worked with the Colts' WRs during the 2018-19 seasons
- ▶ Coached the Jets' QBs from 2015-16 ... In 2015, **Ryan Fitzpatrick** had a career-high 3,905 yards and a franchise-record 31 TDs
- ▶ In 2014, helped **Kendall Wright** register a career-high 6 TDs with 57 catches and 715 yards as the Titans' assistant WRs coach
- ▶ Was an offensive quality control coach with the Bills from 2010-12 ... Saw **Stevie Johnson** post three straight 1,000+ yard seasons
- ▶ Started his NFL coaching career with the Chiefs (2007-08)
- ▶ Played QB and WR at South Florida (1999-2002)



JEFF STOUTLAND


RUN GAME COORDINATOR/OFFENSIVE LINE

NFL Experience: 10th Year (10th with Eagles)
College: Southern Conn. St. **Hometown:** New York, NY



SUPER BOWL CHAMPION: 2017 (LII)

- ▶ Is one of the most respected OL coaches in the country ... Boasts 39 years of coaching experience ... Is the longest-tenured member of the Eagles' coaching staff (named run game coordinator in 2018)
- ▶ Has tutored Pro Bowl players in each of his first nine seasons in Philadelphia ... Is one of only five OL coaches since the 1970 merger to produce Pro Bowl players in at least nine consecutive years with the same team, joining **Jim McNally** (1981-91, Bengals), **Mike Solari** (1997-2005, Chiefs), **Hudson Houck** (1993-2001, Cowboys) and **Oliver Spence** (1970-78, Raiders) ... In total, has led five players to 17 Pro Bowls
- ▶ Has coached three of the six OLs with multiple All-Pro players in team history (2013, 2017, 2021) ... Has also directed two of the four Eagles OLs with three Pro Bowlers (2014, 2019) ... Under his guidance, **Jason Kelce** (five) and **Brandon Brooks** (three) have received the most Pro Bowl nods at their position in team history, while **Jason Peters** is the only Eagles tackle to ever earn four straight Pro Bowl selections
- ▶ Mentored one of the most dominant OLs in the NFL during Philadelphia's **Super Bowl LII**-winning campaign in 2017 ... The Eagles OL has blocked for numerous record-breaking offenses under Stoutland
- ▶ Coached one of the best OLs in college football history at Alabama in 2012 ... Featured two first-team All-Americans and helped the Crimson Tide win their second straight BCS National Championship



DENNARD WILSON

DEF. PASSING GAME COORDINATOR/DBs

NFL Experience: 15th Year (2nd with Eagles)
College: Maryland **Hometown:** Upper Marlboro, MD



- ▶ Added the title and responsibilities of defensive passing game coordinator in 2022 ... Joined the Eagles' staff as the DBs coach in 2021
- ▶ In his first season with Philadelphia, supported a defense that allowed the 5th-fewest explosive plays (117), 8th-fewest passing yards per attempt (6.8) and 10th-fewest total yards per game (328.8) in the NFL
- ▶ The Eagles' 2021 secondary was highlighted by **Darius Slay**, who was named to the Pro Bowl after pacing the team with 9 PDs, 5 takeaways, including 3 INTs, and an NFL-best 3 defensive TDs ... **Avonte Maddox** was the only NFL CB with 5+ TFLs and multiple FFs (career-high 2)
- ▶ Spent four years with the Jets as the passing game coordinator/DBs coach (2019-20) and DBs coach (2017-18) ... Mentored **Marcus Maye** to a career year in 2020 ... Also played an important role in the development of **Jamal Adams**, guiding him to 2018-19 Pro Bowl honors
- ▶ From 2015-16, coached the Rams' DBs ... Originally entered the NFL as a defensive quality control coach (2012-14) with St. Louis following a four-year stint as a pro scout with the Bears (2008-11)
- ▶ Prior to working in the NFL, served as a graduate assistant at Maryland from 2007-08 and worked as the DBs/passing game coordinator at DeMatha Catholic (MD) High School from 2004-06
- ▶ Signed by Washington as a UDFA in 2004



BRIAN JOHNSON

QUARTERBACKS

NFL Experience: 2nd Year (2nd with Eagles)
College: Utah **Hometown:** Crosby, TX



- ▶ Named the Eagles' QBs coach during the 2021 offseason
- ▶ Helped first-time starter **Jalen Hurts** become just the eighth QB in NFL history to post 3,000+ passing yards (3,144) and 750+ rushing yards (784) in a season ... At 23 years old, Hurts became the youngest QB in Eagles history to start in a playoff game ... Combined for 26 TDs and tied for the 4th-most explosive plays (106) in the NFL
- ▶ Enjoyed a highly successful three-year stint at Florida (2018-20) ... Led the top passing attack (378.6 ypg) in the FBS as the Gators' offensive coordinator/QBs coach in 2020 ... Mentored three All-America selections that year – **Kyle Trask**, **Kyle Pitts** and **Kadarius Toney** ... Trask, a Heisman Trophy finalist, led the FBS in passing TDs (43)
- ▶ From 2014-16, coached the QBs at Mississippi State ... Helped the Bulldogs produce the two-highest passing totals in program history ... Played a crucial role in developing **Dak Prescott** into one of the best QBs in SEC history ... A two-time first-team All-SEC honoree, Prescott shattered 38 records during his time at Mississippi State
- ▶ Began his coaching career at Utah (2010-13) ... In 2012, became the youngest FBS offensive coordinator in the nation at just 24 years old after spending two seasons working with the Utes' QBs
- ▶ A three-year starting QB and two-time bowl MVP at Utah ... Was on the cover of *EA Sports'* 2010 NCAA Football video game



JASON MICHAEL

TIGHT ENDS

NFL Experience: 17th Year (2nd with Eagles)
College: Western Kentucky **Hometown:** Louisa, KY



- ▶ Joined the Eagles as the TEs coach during the 2021 offseason
- ▶ Facilitated a breakout campaign by **Dallas Goedert** in 2021 ... Goedert totaled the 5th-most receiving yards (career-high 830) among NFL TEs ... Also led his position in receiving first-down percentage (75.0%) and ranked 2nd in yards per reception (career-high 14.8)
- ▶ Served as the Colts' TEs coach from 2019-20, where he coached with **Nick Sirianni** ... During his time in Indianapolis, Colts TEs combined to rank 5th in the AFC at their position in receptions (168) and receiving yards (1,862) ... In 2020, guided **Jack Doyle** to his second Pro Bowl honor after he totaled 43 receptions for 448 yards and 4 TDs
- ▶ Spent four years with the Titans as the QBs coach (2016-17) and offensive coordinator (2014-15) ... Played a key role developing **Marcus Mariota** ... In 2015, **Delanie Walker** made the Pro Bowl after leading all TEs in catches (94) and posting a career-high in yards (1,088)
- ▶ Coached the Chargers' TEs from 2011-13 on a staff that also included Sirianni and **Shane Steichen** ... During that span, **Antonio Gates** registered the 4th-most receptions (190) among NFL TEs
- ▶ Worked as a QBs/quality control coach with the Jets in 2006
- ▶ Held a quality control role with the Raiders during the 2005 season
- ▶ Played QB at Army before transferring to Western Kentucky



AARON MOOREHEAD

WIDE RECEIVERS

NFL Experience: 3rd Year (3rd with Eagles)
College: Illinois **Hometown:** Deerfield, IL



SUPER BOWL CHAMPION: 2006 (XLI)

- ▶ Enters his third overall season as the Eagles' WRs coach
- ▶ In 2021, guided **DeVonta Smith** to an Eagles rookie record in receiving yards (916), in addition to team highs in receptions (64) and receiving TDs (5) ... **Quez Watkins** also had a team-high 15.0 receiving average, which was 8th among NFL WRs (min. 40 catches) ... Overall, Philadelphia's offense led the league in explosive plays (163) and was 6th in both yards per reception (11.7) and YAC per reception (5.7)
- ▶ Served in the same capacity at Vanderbilt from 2018-19
- ▶ Mentored the WRs at Texas A&M from 2015-17, where he led a group that featured **Christian Kirk** and **Josh Reynolds**, who combined for 144 catches, nearly 2,000 yards and over 20 TDs in 2016 ... Kirk, Reynolds, **Damion Ratley** and **Ricky Seals-Jones** went on to the NFL
- ▶ From 2013-14, worked as the WRs coach at Virginia Tech
- ▶ Spent the 2010-12 seasons as an offensive assistant at Stanford and helped the Cardinal reach three straight BCS games ... Tutored future NFL players, including **Doug Baldwin** and **Ty Montgomery**
- ▶ Played five seasons (2003-07) in the NFL with the Indianapolis Colts, including a **Super Bowl XLI** championship after the 2006 campaign
- ▶ Moorehead and his father, Emery (played in NFL from 1977-88), were the first father-son duo to play in and win a Super Bowl



NICK RALLIS

LINEBACKERS

NFL Experience: 5th Year (2nd with Eagles)
College: Minnesota **Hometown:** Edina, MN



- ▶ Named the Eagles' LBs coach during the 2021 offseason
- ▶ In his first year with Philadelphia, assisted a defense that allowed the 5th-fewest explosive plays (117), 9th-fewest rushing yards per game (107.9) and 10th-fewest total yards per game (328.8) in the NFL
- ▶ Under his tutelage in 2021, **Alex Singleton** (team-high 130) and **T.J. Edwards** (125) registered the 4th- and 6th-most tackles by an Eagle since at least 1991, respectively ... The duo finished as two of five players to record 125+ tackles, 1 INT and 1 FR in the regular season
- ▶ Prior to the Eagles, spent three seasons working as the Vikings' defensive quality control/assistant LBs coach from 2018-20
- ▶ During the 2020 campaign, helped a Vikings defense that featured the only pair of NFL LB teammates with 100+ tackles and 3 INTs – **Eric Wilson** (121 tackles) and **Eric Kendricks** (107 tackles)
- ▶ Helped guide Kendricks to a career year in 2019, when he collected first-team All-Pro honors from the *Associated Press* and earned his first career Pro Bowl nod ... Finished as the Vikings' leading tackler (career-high 110) for the fifth consecutive season
- ▶ Prior to joining the Vikings' coaching staff, spent the 2017 season working as a quality control coach at Wake Forest
- ▶ Played LB at the University of Minnesota (2012-16)



TRACY ROCKER

DEFENSIVE LINE

NFL Experience: 5th Year (2nd with Eagles)
College: Auburn **Hometown:** Atlanta, GA



- ▶ A 30-year coaching veteran who was named the Eagles' DL coach in 2021 ... In his debut season with Philadelphia, helped **Javon Hargrave** and **Josh Sweat** earn their first career Pro Bowl honors after they each led the team with 7.5 sacks ... Overall, assisted a defense that surrendered the 10th-fewest total yards per game (328.8) in the NFL
- ▶ During his collegiate career, mentored numerous NFL Draft picks, including six All-Americans and two national award winners ... Also was a member of Auburn's national championship team in 2010
- ▶ Coached the Titans' DL from 2011-13 (worked with **Jonathan Gannon** in Tennessee) ... In 2012, the Titans registered the 10th-most sacks (39.0) in the NFL, while **Derrick Morgan** turned in a breakout year
- ▶ Developed **Nick Fairley** and **Dee Ford** at Auburn (2009-10) ... Led **Peria Jerry** and **Greg Hardy** to All-America honors at Mississippi (2008) ... In 2006, coached **Jamaal Anderson** to a 14.0-sack season at Arkansas ... Additionally mentored future NFL stars **DeMarcus Ware** and **Osi Umenyiora** during his time at Troy State (1997-2001)
- ▶ Spent two summers with the Buccaneers (2006) and Colts (2001) as part of the NFL's Bill Walsh Diversity Coaching Fellowship Program
- ▶ Considered one of the greatest college DL ever and was inducted into the College Football Hall of Fame in 2004 ... Drafted by Washington in the 3rd round in 1989 and played two NFL seasons due to injury



JEREMIAH WASHBURN

DEFENSIVE ENDS/OUTSIDE LINEBACKERS

NFL Experience: 21st Year (4th with Eagles)
College: Arkansas Hometown: Shelby, NC



- ▶ Begins his fourth season with the Eagles and first as the team's DEs/OLBs coach ... Served as Philadelphia's senior defensive assistant from 2020-21 after joining as an advanced projects coordinator in 2019
- ▶ In 2021, helped an Eagles defense that allowed the 9th-fewest rushing yards per game (107.9) and 10th-fewest total yards per game (328.8) ... Worked with two first-time Pro Bowlers in **Javon Hargrave** and **Josh Sweat**, who produced career highs in sacks (team-high 7.5 each)
- ▶ Assisted a unit that produced the 3rd-most sacks (49.0) in the league while ranking 4th in opponent three-and-out percentage (21.4%) and 7th in third-down defense (37.9%) in 2020 ... Also contributed to Pro Bowl campaigns by **Fletcher Cox** and **Brandon Graham**
- ▶ Served as the OL coach for the Dolphins in 2018 ... Spent the 2017 season coaching the Bears' OL after working as the assistant OL coach with the Dolphins in 2016 ... Began his NFL coaching career with the Lions as an OL coach (2013-15) and assistant OL coach (2009-12)
- ▶ Spent six years with the Ravens working as an area scout (2005-08) and player personnel assistant (2003-04) ... Also served as a football operations assistant for the Panthers in 2002
- ▶ Played guard at Arkansas and worked at his alma mater as a graduate assistant during the 2000-01 seasons



ROY ISTVAN

ASSISTANT OFFENSIVE LINE

NFL Experience: 4th Year (4th with Eagles)
College: Southern Conn. St. Hometown: Wallingford, PA



- ▶ A coaching veteran with 33 years of experience, enters his fourth over-all season as the Eagles' assistant offensive line coach ... Since 2019, has helped the OL earn a combined five Pro Bowl appearances and three All-Pro honors while working under **Jeff Stoutland**
- ▶ In 2021, assisted an OL that paved the way for the top rushing offense in the league, as Philadelphia ranked 1st with team records in rushing yards (2,715) and rushing TDs (25) ... The Eagles also paced the NFL in rushing first downs (163) and yards before contact per rush (2.3)
- ▶ Prior to joining Philadelphia's staff, served as the assistant head coach, offensive coordinator and OL coach at Keiser University (Fort Lauderdale, FL) during the school's inaugural football season in 2018
- ▶ Was the offensive coordinator and OL coach at Cornell (2014-16)
- ▶ From 2008-13, coached the OL at Rhode Island and took on the responsibilities as the offensive coordinator in his final three seasons
- ▶ Spent five seasons with the University of Buffalo (2001-05) ... In his first three years, served as the run game coordinator/OL coach prior to being named the offensive coordinator for the 2004-05 seasons
- ▶ Began his coaching career in 1990 as a graduate assistant at Southern Connecticut State, where he worked alongside Stoutland, who was the Owls' offensive coordinator ... Also played under Stoutland in college



D.K. McDONALD

ASSISTANT DEFENSIVE BACKS

NFL Experience: 2nd Year (2nd with Eagles)
College: Edinboro Hometown: Orrville, OH



- ▶ Joined the Eagles as the assistant DBs coach in 2021 after spending 18 seasons (2003-20) coaching in the collegiate ranks
- ▶ In his first season with Philadelphia, helped a defense that allowed the 5th-fewest explosive plays (117) and 8th-fewest passing yards per attempt (6.8) in the NFL ... **Darius Slay** earned a trip to the Pro Bowl after producing 9 PDs, 5 takeaways and an NFL-best 3 defensive TDs
- ▶ Spent five years at Iowa State, serving as the safeties coach (2019-20) and CBs coach (2016-18) ... Helped Iowa State finish 2nd in the Big 12 in scoring defense (21.4 ppg) and total defense (340.4 ypg) in 2020 ... Mentored three safeties to all-conference accolades as well as three CBs to a combined five All-Big 12 honors at Iowa State
- ▶ Worked with Toledo's CBs from 2012-15 ... Helped the Rockets finish 1st in the MAC in scoring defense (21.1 ppg) in 2015
- ▶ Served as the DBs coach at William & Mary in 2011 after five years as the secondary coach/recruiting coordinator at Indiana University of Pennsylvania (2006-10), where he worked with **Nick Sirianni**
- ▶ Coached the secondary at his alma mater, Edinboro, from 2003-05 ... In 2005, the Fighting Scots led the nation in scoring, rushing and total defense and ranked 3rd in passing efficiency defense
- ▶ Played CB at Edinboro from 1997-2000



JOE PANNUNZIO

ASSISTANT SPECIAL TEAMS COORDINATOR

NFL Experience: 6th Year (6th with Eagles)
College: Southern Colorado Hometown: Pueblo, CO



- ▶ Named the Eagles' assistant special teams coordinator in 2021
- ▶ Supported a special teams operation that featured Pro Bowler **Jake Elliott**, who posted a team-record 90.9% FG percentage along with a career-best 134 points (6th-most in franchise history)
- ▶ Re-joined Philadelphia's coaching staff in 2019 as the director of team development and held that role for two years
- ▶ Served as the special teams coordinator/TEs coach (2017) and RBs coach (2018) at Alabama after previously working as the Eagles' director of personnel operations (2015-16) ... Spent four years as Alabama's director of football operations (2011-14)
- ▶ Worked as the TEs coach/special teams coordinator at Miami (FL) from 2006-10 ... Tutored players such as **Greg Olsen** and **Jimmy Graham**
- ▶ Was the head coach at Murray State from 2000-05 and led the Racers to the 2002 Ohio Valley title and NCAA Subdivision playoff trip
- ▶ Coached under **Tommy Tuberville** at both Auburn (1999) and Mississippi (1995-98), working with the TEs and special teams ... Also had the same position with **Jim Wacker** at Minnesota (1992-94) ... Was the OL/TEs/special teams coach under Wacker at TCU (1990-91)
- ▶ Held two stints at Mesa (CO) College (1982-84, 1987-90)
- ▶ Began his career as the WRs coach at Southern Colorado in 1981



ALEX TANNEY

ASST. QUARTERBACKS/OFFENSIVE ASSISTANT

NFL Experience: 2nd Year (2nd with Eagles)

College: Monmouth College (IL) Hometown: Lexington, IL



- ▶ Enters his second season with the Eagles ... Elevated to assistant quarterbacks coach/offensive assistant in 2022 after originally joining the staff as an offensive quality control coach in 2021
- ▶ In his first year with Philadelphia, supported an offense that led the league with team records in rushing yards (2,715) and rushing TDs (25) ... The Eagles also ranked 4th in third-down percentage (franchise-record 45.7%) and allowed the 5th-fewest giveaways (16)
- ▶ Played nine years in the NFL as a backup QB with the Chiefs (2012), Cowboys (2013), Browns (2013), Buccaneers (2014), Titans (2014-15, 2015-17), Bills (2015), Colts (2015) and Giants (2018-20) ... Originally signed by the Chiefs as a UDFA in 2012 ... Crossed paths with **Nick Sirianni** in Kansas City and **Shane Steichen** in Cleveland
- ▶ Attended Monmouth College (IL) from 2007-11 ... Established NCAA Division III career records in passing yards (14,249) and passing TDs (157) and was selected a three-time Midwest Conference Offensive Player of the Year (2008-09, '11) ... In 2009, threw for 3,856 yards and 44 TDs and was named the Melberger Award winner as Division III's best player ... Set a school record with 50 TD passes in 2008



TYLER SCUDDER


DEFENSIVE ASSISTANT

NFL Experience: 2nd Year (2nd with Eagles)

College: West Virginia Hometown: Gettysburg, PA



- ▶ Named a defensive assistant during the 2022 offseason ... Started his NFL career as a coaches assistant with Philadelphia in 2021
- ▶ In his debut season with the Eagles, supported a staff that guided the team to a 9-8 record and playoff berth, producing numerous franchise records and Top 10 NFL rankings in all three phases
- ▶ Prior to Philadelphia, enjoyed a three-year stint as a senior defensive quality control coach at Iowa State (2018-20) ... With the Cyclones, helped Iowa State reach Top 3 Big 12 rankings in scoring defense in 2018 (22.9 ppg, 1st), 2019 (25.9 ppg, 3rd) and 2020 (21.4 ppg, 2nd)
- ▶ Spent four seasons at Duquesne as the co-defensive coordinator/LBs coach (2015-17) and LBs coach (2014) ... One of his standout players, **Christian Kuntz**, became the NEC's all-time sack leader (30.5) and was also a three-time FCS All-America selection
- ▶ Was the director of player personnel at Western Michigan in 2013 ... Helped assemble the No. 1 recruiting class in MAC history
- ▶ Mentored the CBs and LBs and served as a recruiting assistant at Indiana University of Pennsylvania (2010-12) ... The Crimson Hawks ranked 1st among all NCAA Division II programs in scoring defense (12.5 ppg) and total defense (257.9 ypg) during the 2012 campaign
- ▶ Coached WRs/special teams at Plymouth State (NH) in 2009



TYLER BROWN

SPECIAL TEAMS QUALITY CONTROL

NFL Experience: 2nd Year (2nd with Eagles)

College: Rowan Hometown: Marlton, NJ



- ▶ Hired as a special teams quality control coach in 2021
- ▶ In his first season with the Eagles, aided a special teams unit led by Pro Bowl K **Jake Elliott**, who registered a franchise-record 90.9% FG percentage (30-of-33) and a career-high 134 points (6th-most in team history) ... Finished as one of three kickers who connected on at least 90% of their FGs and all of their XP attempts (44-of-44)
- ▶ Spent five seasons at Michigan as a special teams graduate assistant (2019-20) and special teams analyst (2016-18) under **Jim Harbaugh** ... Helped guide the Wolverines to Top 12 special teams rankings during the 2016 (3rd), 2018 (12th) and 2019 (4th) seasons
- ▶ Was a special teams consultant under **Matt Rhule** at Temple (2014-15)
- ▶ Mentored by his father, Randy, who has been a kicking consultant for over 30 years at the NFL and collegiate levels ... Randy is currently a special teams coach with the Ravens and previously worked with the Eagles during the 2004-05 seasons
- ▶ While attending Rowan University, trained specialists and established a track record of working with some of the top high school kickers in New Jersey ... In that capacity, coached many specialists to all-conference and all-state honors



ERIC DICKERSON

OFFENSIVE QUALITY CONTROL

NFL Experience: 2nd Year (2nd with Eagles)

College: South Carolina State Hometown: Goose Creek, SC



- ▶ Named an offensive quality control coach in 2022 after working as a defensive assistant in 2021 ... First joined the Eagles' staff through the NFL's Bill Walsh Diversity Coaching Fellowship Program
- ▶ During the 2021 season, contributed to an Eagles defensive unit that allowed the 5th-fewest explosive plays (117) in the NFL, while ranking 10th in opponent yards per game (328.8) ... Philadelphia also tied for the 2nd-most defensive TDs (5) in the league
- ▶ Before the Eagles, spent three years at Duke as a football analyst from 2018-20, working on special teams and with the WRs/TEs on offense ... In that span, the Blue Devils produced Top 3 ACC finishes in kickoff return yards and punt return yards in 2019 and 2020 ... Helped guide **Noah Gray** to second-team All-America accolades after he totaled the 2nd-most receptions (51) by a TE in program history in 2019
- ▶ Started his coaching career working with the TEs and FBs at his alma mater, South Carolina, during the 2017 campaign
- ▶ A four-year starter and two-year captain on the OL at South Carolina State ... Led the Bulldogs to conference titles in 2013 and 2014





JOE KASPER

DEFENSIVE QUALITY CONTROL

NFL Experience: 4th Year (2nd with Eagles)
College: Baldwin Wallace **Hometown:** Mentor, OH



- ▶ Joined the Eagles as a defensive quality control coach during the 2021 offseason following a three-year tenure at Duke (2018-20)
- ▶ In his first year with Philadelphia's coaching staff, contributed to a defense that allowed the 5th-fewest explosive plays (117) in the league, while ranking 10th in opponent yards per game (328.8) ... The Eagles also tied for the 2nd-most defensive TDs (5) in the NFL
- ▶ With the Blue Devils, worked with the QBs (2020) and DBs (2019) as a graduate assistant ... During the 2019 season, Duke's defense ranked 3rd in the ACC and 24th nationally in passing yards allowed per game ... Helped the Blue Devils rank 4th in the conference in passing yards allowed per game and 5th in pass efficiency defense in 2018
- ▶ Coached the WRs at John Carroll in 2017 ... Also coached the DBs at Mentor (OH) High School during the 2015-16 seasons
- ▶ In his first stint in the NFL, served as a player personnel and development assistant with the Cleveland Browns from 2013-14
- ▶ Played safety in college at Baldwin Wallace (Berea, OH)



T.J. PAGANETTI

OFFENSIVE QUALITY CONTROL

NFL Experience: 8th Year (8th with Eagles)
College: Oregon **Hometown:** Bedford, MA



SUPER BOWL CHAMPION: 2017 (LII)

- ▶ As an offensive quality control coach in 2021, helped the Eagles rank 1st in the NFL with team records in rushing yards (2,715) and rushing TDs (25) ... The Eagles also produced the 4th-highest third-down percentage (franchise-record 45.7%) and ranked 5th in turnovers (16)
- ▶ Served as the Eagles' assistant RBs coach for two seasons (2019-20) and was also the assistant run game coordinator in 2020
- ▶ Assisted **Miles Sanders'** PFWA All-Rookie season in 2019 ... Sanders paced his rookie class in scrimmage yards (1,327) and also finished 3rd among NFL RBs in scrimmage yards per touch (5.8)
- ▶ Helped coach one of the NFL's most dominant OLs during the Eagles' **Super Bowl LII**-winning campaign in 2017 ... That season, Philadelphia ranked 3rd in the NFL in rushing yards per game (132.2)
- ▶ Returned to the Eagles' coaching staff as an offensive quality control/assistant OL coach in 2017 and served in that role for two seasons ... Previously worked as an analyst (offense and QBs) from 2013-14
- ▶ During his time as an analyst, the Eagles established team records in points (474), TDs (54), passing yards (4,581) and first downs (356) in 2014 and total yards (6,676) and fewest turnovers (19) in 2013
- ▶ Held various coaching roles at Oregon (2007-12, 2015-16)



SCOTT KANIECKI

ADMINISTRATIVE ASST. TO THE HEAD COACH

NFL Experience: 8th Year (1st with Eagles)
College: SUNY Brockport **Hometown:** Grand Island, NY



- ▶ Hired as the Eagles' administrative assistant to the head coach during the 2022 offseason ... Enters his eighth overall season in the NFL
- ▶ Spent the previous seven years with the Cleveland Browns (2015-21) ... During his time in Cleveland, worked in the personnel department in remote roles (2015, '19-21) and as a scouting assistant (2016-17)
- ▶ Additionally contributed to the Browns' coaching staff as a defensive quality control coach in 2018 ... Worked primarily with the LBs
- ▶ Prior to his tenure with Cleveland, mentored the LBs and DBs at the Colorado School of Mines during the 2012-14 seasons
- ▶ Served as a quality control coach at Indiana University of Pennsylvania from 2008-11 ... During the 2008 campaign, crossed paths with **Nick Sirianni**, who then coached the Crimson Hawks' WRs
- ▶ From 2004-07, played WR collegiately at SUNY Brockport



PLAYER BIOS



FRONT OFFICE & COACHING STAFF

PLAYER BIOS


ROSTER BREAKDOWN

2022 EAGLES STATISTICS

RECORD BOOK

NFL STATISTICS

OFF THE FIELD



DEVON ALLEN (PS)

WIDE RECEIVER | 82

Height: 6-1 **Weight:** 190 **DOB:** Dec. 12, 1994 (Age 28)
NFL Experience: Rookie (1st with Eagles) **Acquired:** FA-22
College: Oregon **Hometown (HS):** Phoenix, AZ (Brophy Prep)



CAREER STATISTICS

Year	Team	GP/S	RECEIVING					OFF SNAPS	
			Rec	Yds	Avg	Lg	TD	No	Pct
2022	Philadelphia	0/0	0	0	---	---	0	0	0%
Totals		0/0	0	0	---	---	0	---	---

CAREER HIGHS

Receptions	--	---
Receiving Yards	--	---
Receiving Long	--	---
Receiving TDs	--	---

Nickname: D.A. ... **Hobbies:** Hanging out with his dog, Barry; playing video games, such as *Call of Duty* and *Halo*; mixing music ... **Favorite music:** Drake, Kendrick Lamar, Sheff G, Dave, Digga D, Skepta, and Stormzy ... **Bucket list:** Become a classically-trained chef ... **Favorite food:** Sushi, ramen, dumplings, and banh mi ... **Biggest inspiration:** His father ... **Favorite athlete growing up:** Hines Ward ... **If he could play another sport:** Golf ... **Favorite TV show:** *Peaky Blinders*



BIRDSEED

- ▶ A two-time U.S. Olympian (2016, '20) in the 110m hurdles event ... Returned to playing football during the 2022 offseason after a six-year hiatus competing as an Olympic track and field athlete
- ▶ Finished 4th in the Tokyo 2020 Olympic Games with a time of 13.14 after placing 2nd at the U.S. Olympic Trials ... A finalist in the Rio 2016 Olympic Games, placed 5th with a time of 13.31 after winning the U.S. Olympic Trials ... A three-time U.S. National Champion (2014, '16, '18) ... In 2021, became just the 13th American hurdler to eclipse the 13-second barrier after setting a personal best of 12.99
- ▶ Competed in the USATF NYC Grand Prix in June 2022, where he registered the 3rd-fastest 110m hurdles time (12.84) in history ... His mark finished just .04 seconds shy of the world record set in 2012
- ▶ Captured the Penn Relays' Olympic Development 110m hurdles competition with a time of 13.11 at Franklin Field in Philadelphia in April 2022 ... Broke a meet record that had lasted since 1998 and also set the best time in the world for the year at that point ... Many of Allen's Eagles teammates were in attendance watching him compete
- ▶ A finalist in the 2022 World Athletic Championships in July
- ▶ Named an All-American after winning the NCAA Outdoor Championships in the 110m hurdles in 2014 and 2016 ... At the time, his 13.16 mark in 2014 was the 2nd-fastest in NCAA history ... Also won the USATF Outdoor Championships in the 110m hurdles in 2014
- ▶ He and his fraternal twin sister, Carissa, were born seven hours apart and two months premature at Group Health Cooperative in Seattle, WA ... The two remained in the hospital for a month due to breathing issues ... Both became collegiate athletes, as Carissa played volleyball at Northwest Christian University (Eugene, OR)

2022 SEASON - EAGLES



COLLEGE HIGHLIGHTS

- ▶ Saw action in 29 games at Oregon, recording 919 yards and 8 TDs on 54 receptions (17.0 avg.) ... A member of the Ducks team that reached the 2015 College Football Playoff National Championship
- ▶ Logged 41 receptions for 684 yards (16.7 avg.) and a team-best 7 TDs during the 2014 campaign (all career highs)

PERSONAL

- ▶ Went to Brophy Prep (AZ) High School, where he was a four-star football recruit and track and field standout ... Earned Division I South All-Section first-team honors as a WR and was selected to the all-state specialist team as a punt returner ... Claimed the 2012 state titles in the 110m and 300m hurdles, setting state records in both events
- ▶ Is the son of Louis and Joey Allen ... Has a fraternal twin sister, Carissa, along with one other sister, Rikki, and a brother, William

TRANSACTIONS

- ▶ **4/8/22** - Signed by PHI to 3-year contract ... **8/30/22** - Waived by PHI ... **8/31/22** - Signed by PHI to practice squad



2022 GAME-BY-GAME STATISTICS (PHI)										
Date	Opp		GP/S	Rec	Yds	Avg	Lg	TD	Snaps	Pct
Sep. 11	at Det	W	---	EAGLES PRACTICE SQUAD						
Sep. 19	Min	W	---	EAGLES PRACTICE SQUAD						
Sep. 25	at Was	W	---	EAGLES PRACTICE SQUAD						
Oct. 2	Jax	W	---	EAGLES PRACTICE SQUAD						
Oct. 9	at Ari	W	---	EAGLES PRACTICE SQUAD						
Oct. 16	Dal	W	---	EAGLES PRACTICE SQUAD						
Oct. 30	Pit	W	---	EAGLES PRACTICE SQUAD						
Nov. 3	at Hou	W	---	EAGLES PRACTICE SQUAD						
Nov. 14	Was	L	---	EAGLES PRACTICE SQUAD						
Nov. 20	at Ind	W	---	EAGLES PRACTICE SQUAD						
Nov. 27	GB	W	---	EAGLES PRACTICE SQUAD						
Dec. 4	Ten	W	---	EAGLES PRACTICE SQUAD						
Dec. 11	at NYG	W	---	EAGLES PRACTICE SQUAD						
Dec. 18	at Chi	W	---	EAGLES PRACTICE SQUAD						
Dec. 24	at Dal	L	---	EAGLES PRACTICE SQUAD						
Jan. 1	NO									
Jan. 8	NYG									
Totals			0/0	0	0	---	--	0	0	0%





DEREK BARNETT (IR)

DEFENSIVE END | 96



Height: 6-3 Weight: 259 DOB: June 25, 1996 (Age 26)
NFL Experience: 6th Year (6th with Eagles) Draft: D1-17 (14th overall) by PHI
College: Tennessee Hometown (HS): Brentwood, TN (Brentwood Academy)

SUPER BOWL CHAMPION: 2017 (LII) ALL-ROOKIE: 2017

CAREER STATISTICS																		
			TACKLES				PASS RUSH			INTERCEPTIONS					FUMBLES		DEF SNAPS	
Year	Team	GP/S	Total	Solo	Asst	TFL	Sacks	QBH	QBP	Int	Yds	Lg	TD	PD	FF	FR	No	Pct
2017	Philadelphia	15/0	21	18	3	8	5.0	16	36	0	0	--	0	0	1	2	424	41%
2018	Philadelphia	6/6	16	11	5	5	2.5	11	22	0	0	--	0	0	0	0	235	23%
2019	Philadelphia	14/14	30	25	5	10	6.5	22	47	0	0	--	0	0	2	0	712	69%
2020	Philadelphia	13/10	34	21	13	6	5.5	16	28	0	0	--	0	0	0	0	534	49%
2021	Philadelphia	16/15	46	20	26	7	2.0	11	46	0	0	--	0	0	0	0	720	64%
2022	Philadelphia	1/0	0	0	0	0	0.0	0	1	0	0	--	0	0	0	0	12	1%
Totals		65/45	147	95	52	36	21.5	76	180	0	0	--	0	0	3	2	---	---
PLAYOFFS																		
2017	Philadelphia	3/0	2	2	0	0	1.0	2	9	0	0	--	0	0	1	1	83	40%
2019	Philadelphia	1/1	3	1	2	0	0.0	2	1	0	0	--	0	0	0	0	56	88%
2021	Philadelphia	1/1	4	1	3	0	0.5	1	5	0	0	--	0	0	0	0	58	79%
Totals		5/2	9	4	5	0	1.5	5	15	0	0	--	0	0	1	1	---	---
ADDITIONAL STATISTICS																		
Fumble Recovery TDs: 1 - 2017 (1) Blocked FGs: 2 - 2017 (1), 2020 (1), Blocked FG Recoveries: 1 - 2017 (1) Blocked PATs: 2 - 2017 (1), 2019 (1)																		

CAREER HIGHS		
Tackles	6	2x, last: 12/1/19 at Mia.
Sacks	2.0	4x, last: 9/27/20 vs. Cin.
INTs	--	---
PDs	--	---
FFs	1	4x, last: 10/27/19 at Buf.
FRs	1	3x, last: 2/4/18 at NE (SB)

First job: Worked on a farm cutting grass and weeding ... **Bucket list:** Travel to Africa ... **Prized possessions:** His old college and high school jerseys ... **Desired talent:** Ability to sing ... **Best player he ever lined up against:** Jason Peters in practice ... **Player he models his game after:** Michael Bennett ... **Favorite movie:** Boyz n the Hood



- CAREER HIGHLIGHTS**
- Recovered the fumble on **Brandon Graham**’s fourth-quarter strip-sack of Patriots QB **Tom Brady** in **Super Bowl LII** ... The takeaway set up a 46-yard FG by **Jake Elliott** that gave the Eagles a 41-33 lead with 1:05 remaining ... Considered the best defensive play in team history
 - Named to the PFWA **All-Rookie** Team in 2017

- BIRDSEED**
- Has organized multiple free youth football camps for boys and girls
 - Considers his mother, Christine, his best friend and inspiration ... Christine, who works in a UPS warehouse and at times has held three jobs to support her children, instilled a humble attitude in him

2022 SEASON - EAGLES



2021 SEASON - EAGLES

- Posted a career-high 46 tackles (20 solo) as well as 11 QB hits, 7 TFLs and 2.0 sacks in 720 defensive snaps

2020 SEASON - EAGLES

- Registered 34 tackles (21 solo) along with 9 TFLs and 5.5 sacks
- Blocked a 47-yard FG by Browns K **Cody Parkey** at Cle. (11/22/20)
- Recorded a career-high-tying 2.0 sacks vs. Cin. (9/27/20)

2019 SEASON - EAGLES

- Produced 30 tackles (25 solo) along with career highs TFLs (10), sacks (6.5), QB pressures (47), hits (22) and FFs (2)
- Sacked Giants QB **Daniel Jones** twice in win at NYG (12/29/19)

2022 GAME-BY-GAME STATISTICS (PHI)												
Date	Opp		GP/S	Tot	Solo	Sk	Int	PD	FF	FR	Snap	Pct
Sep 11	at Det	W	1/0	0	0	0.0	0	0	0	0	12	17%
Sep 19	Min	W	0/0	RESERVE/INJURED								
Sep 25	at Was	W	0/0	RESERVE/INJURED								
Oct 2	Jax	W	0/0	RESERVE/INJURED								
Oct 9	at Ari	W	0/0	RESERVE/INJURED								
Oct 16	Dal	W	0/0	RESERVE/INJURED								
Oct 30	Pit	W	0/0	RESERVE/INJURED								
Nov 3	at Hou	W	0/0	RESERVE/INJURED								
Nov 14	Was	L	0/0	RESERVE/INJURED								
Nov 20	at Ind	W	0/0	RESERVE/INJURED								
Nov 27	GB	W	0/0	RESERVE/INJURED								
Dec 4	Ten	W	0/0	RESERVE/INJURED								
Dec 11	at NYG	W	0/0	RESERVE/INJURED								
Dec 18	at Chi	W	0/0	RESERVE/INJURED								
Dec 24	at Dal	L	0/0	RESERVE/INJURED								
Jan 1	NO											
Jan 8	NYG											
Totals			1/0	0	0	0.0	0	0	0	0	12	1%

- ▶ Combined with **Fletcher Cox** to sack and force a fumble against Bills QB **Josh Allen** in the 31-13 victory at Buf. (10/27/19) ... Also blocked a PAT attempt by Bills K **Stephen Hauschka**

2018 SEASON - EAGLES

- ▶ Totaled 16 tackles (11 solo), 5 TFLs, 2.5 sacks and 22 QB pressures, 11 hits before being placed on Reserve/Injured

2017 SEASON - EAGLES

- ▶ Posted 21 tackles (18 solo), 8 TFLs, 5.0 sacks, 1 FF and 2 FRs (including 1 TD) in his debut season ... His 5.0 sacks were the most by an Eagles rookie since **Fletcher Cox** in 2012 (5.5)
- ▶ Recovered the fumble on **Brandon Graham's** fourth-quarter strip-sack of Patriots QB **Tom Brady** in **Super Bowl LII** ... The takeaway set up a 46-yard FG by **Jake Elliott** that gave the Eagles a 41-33 lead with 1:05 remaining ... Considered the best defensive play in team history
- ▶ Strip-sacked QB **Case Keenum** in the NFC Championship win vs. Min. (1/21/18) ... Became the first Eagles rookie to record a strip-sack in a playoff game since **Derrick Burgess** on 1/27/02 at St. Louis
- ▶ Capped the Eagles' 19-10 victory vs. Oak. (12/25/17) with a 23-yard fumble recovery TD as time expired ... Became the first Eagles rookie to post a fumble recovery TD since **Brian Rolle** (11/7/11 vs. Chicago)
- ▶ Blocked a PAT attempt by Giants K **Aldrick Rosas** in the 34-29 win at NYG (12/17/17) ... According to Elias, the Eagles became the first NFL team to block a punt, FG and PAT in the same game since Buffalo on 11/24/91 at New England (blocked 2 FGs, 1 PAT and 1 punt)
- ▶ Led the Eagles with a career-high-tying 2.0 sacks in the 37-9 victory at Dal. (11/19/17), including his first career strip-sack that resulted in a 37-yard fumble recovery TD by **Nigel Bradham**
- ▶ Blocked and recovered a 49ers K **Robbie Gould** FG attempt in the third quarter of the 33-10 win vs. SF (10/29/17)
- ▶ Posted a career-high 2.0 sacks vs. Was. (10/23/17)

COLLEGE HIGHLIGHTS

- ▶ Played in 39 games (36 starts) during his three-year career at Tennessee, where he set a new school record with 33.0 sacks ... Surpassed the previous record of 32.0 set by Pro Football Hall of Famer and Eagles legend **Reggie White** (1980-83)

2021 GAME-BY-GAME STATISTICS (PHI)												
Date	Opp		GP/S	Tot	Solo	Sk	Int	PD	FF	FR	Snap	Pct
Sep 12	at Atl	W	1/1	3	2	0.0	0	0	0	0	33	46%
Sep 19	SF	L	1/1	3	1	0.0	0	0	0	0	45	64%
Sep 27	at Dal	L	1/1	3	1	0.0	0	0	0	0	55	71%
Oct 3	KC	L	1/1	4	1	0.0	0	0	0	0	38	57%
Oct 10	at Car	W	1/1	3	2	0.0	0	0	0	0	50	70%
Oct 14	TB	L	1/1	4	0	0.0	0	0	0	0	65	87%
Oct 24	at LV	L	1/1	5	2	0.0	0	0	0	0	56	85%
Oct 31	at Det	W	1/1	1	1	1.0	0	0	0	0	33	53%
Nov 7	LAC	L	1/1	2	0	0.0	0	0	0	0	55	80%
Nov 14	at Den	W	1/1	2	1	1.0	0	0	0	0	48	83%
Nov 21	NO	W	1/1	1	0	0.0	0	0	0	0	45	69%
Nov 28	at NYG	L	1/1	5	4	0.0	0	0	0	0	38	63%
Dec 5	at NYJ	W	1/1	1	0	0.0	0	0	0	0	40	68%
Dec 21	Was	W	1/1	3	2	0.0	0	0	0	0	38	69%
Dec 26	NYG	W	1/1	4	2	0.0	0	0	0	0	39	51%
Jan 2	at Was	W	1/0	2	1	0.0	0	0	0	0	42	67%
Jan 8	Dal	L	0/0	INACTIVE								
Totals			16/15	46	20	2.0	0	0	0	0	720	64%

PLAYOFFS												
Jan 16	at TB	L	1/1	4	1	0.5	0	0	0	0	58	79%
Totals			1/1	4	1	0.5	0	0	0	0	58	79%

MULTI-SACK GAMES (5)		
Date	Opponent	Sacks
9/27/20	vs. Cincinnati Bengals (T, 23-23)	2.0
12/29/19	at New York Giants (W, 34-17)	2.0
11/19/17	at Dallas Cowboys (W, 37-9)	2.0
10/23/17	vs. Washington (W, 34-24)	2.0
9/23/18	vs. Indianapolis Colts (W, 20-16)	1.5

DEFENSIVE TOUCHDOWNS (1)		
Date	Opponent	Type
12/25/17	vs. Oakland Raiders (W, 19-10)	Fumble



2020 GAME-BY-GAME STATISTICS (PHI)												
Date	Opp		GP/S	Tot	Solo	Sk	Int	PD	FF	FR	Snaps	Pct
Sep 13	at Was	L	0/0	INACTIVE								
Sep 20	LAR	L	1/0	3	1	0.0	0	0	0	0	33	48%
Sep 27	Cin	T	1/0	4	4	2.0	0	0	0	0	38	53%
Oct 4	at SF	W	1/0	4	2	0.5	0	0	0	0	43	59%
Oct 11	at Pit	L	1/1	2	1	0.0	0	0	0	0	49	65%
Oct 18	Bal	L	1/1	1	1	0.0	0	0	0	0	40	55%
Oct 22	NYG	W	1/1	2	1	1.0	0	0	0	0	38	63%
Nov 1	Dal	W	1/1	1	1	0.0	0	0	0	0	41	52%
Nov 15	at NYG	L	1/1	3	3	1.0	0	0	0	0	46	65%
Nov 22	at Cle	L	1/1	3	2	0.0	0	0	0	0	38	57%
Nov 30	Sea	L	1/1	3	2	1.0	0	0	0	0	40	60%
Dec 6	at GB	L	1/1	2	0	0.0	0	0	0	0	38	62%
Dec 13	NO	W	1/1	3	0	0.0	0	0	0	0	38	60%
Dec 20	at Ari	L	1/1	3	3	0.0	0	0	0	0	52	76%
Dec 27	at Dal	L	0/0	INACTIVE								
Jan 3	Was	L	0/0	INACTIVE								
Totals				13/10	34	21	5.5	0	0	0	534	49%



- ▶ Earned first-team All-America honors from the *Associated Press* as a junior in 2016 after registering a career-high 13.0 sacks with 56 total tackles, 19 TFLs, 16 hurries and 2 FFs
- ▶ Named second-team All-SEC by the *Associated Press* after leading the team with 10.0 sacks as a sophomore in 2015 ... Also received second-team All-SEC and Freshman All-America honors after setting a true-freshman school record with 10.0 sacks

PERSONAL

- ▶ Majored in communication studies at Tennessee
- ▶ Prepped at Brentwood Academy (TN), where he earned all-state honors as a DE ... As a senior, recorded 60 tackles, 18 TFLs, 5.5 sacks and 1 FF and led his team to a state semifinal berth

TRANSACTIONS

- ▶ **2017** - Drafted by PHI in 1st round (14th overall) ... **10/25/18** - Placed on Reserve/Injured ... **4/28/20** - 5th-year option exercised by PHI ... **12/27/21** - Placed on Reserve/COVID-19 ... **1/1/22** - Activated from Reserve/COVID-19 ... **3/24/22** - Signed by PHI to 2-year contract ... **9/13/22** - Placed on Reserve/Injured

2019 GAME-BY-GAME STATISTICS (PHI)												
Date	Opp		GP/S	Tot	Solo	Sk	Int	PD	FF	FR	Snaps	Pct
Sep 8	Was	W	1/1	4	3	0.0	0	0	0	0	52	81%
Sep 15	at Atl	L	1/1	2	2	0.0	0	0	0	0	50	76%
Sep 22	Det	L	1/1	2	1	0.0	0	0	0	0	43	67%
Sep 26	at GB	W	1/1	4	3	1.0	0	0	1	0	61	75%
Oct 6	NYJ	W	1/1	2	2	1.0	0	0	0	0	43	73%
Oct 13	at Min	L	1/1	1	1	0.0	0	0	0	0	57	80%
Oct 20	at Dal	L	1/1	2	1	1.0	0	0	0	0	53	76%
Oct 27	at Buf	W	1/1	1	0	0.5	0	0	1	0	53	85%
Nov 3	Chi	W	1/1	1	1	0.0	0	0	0	0	36	80%
Nov 17	NE	L	1/1	2	2	0.0	0	0	0	0	65	88%
Nov 24	Sea	L	1/1	0	0	0.0	0	0	0	0	53	82%
Dec 1	at Mia	L	1/1	6	6	1.0	0	0	0	0	50	69%
Dec 9	NYG	W	0/0	INACTIVE								
Dec 15	at Was	W	0/0	INACTIVE								
Dec 22	Dal	W	1/1	1	1	0.0	0	0	0	0	45	73%
Dec 29	at NYG	W	1/1	2	2	2.0	0	0	0	0	51	69%
Totals			14/14	30	25	6.5	0	0	2	0	712	69%
PLAYOFFS												
Jan 5	Sea	L	1/1	3	1	0.0	0	0	0	0	56	88%
Totals			1/1	3	1	0.0	0	0	0	0	56	88%

2018 GAME-BY-GAME STATISTICS (PHI)												
Date	Opp		GP/S	Tot	Solo	Sk	Int	PD	FF	FR	Snaps	Pct
Sep 6	Atl	W	1/1	2	1	0.0	0	0	0	0	40	57%
Sep 16	at TB	L	1/1	3	3	0.0	0	0	0	0	35	60%
Sep 23	Ind	W	1/1	5	3	1.5	0	0	0	0	38	64%
Sep 30	at Ten	L	1/1	3	2	1.0	0	0	0	0	54	76%
Oct 7	Min	L	0/0	INACTIVE								
Oct 11	at NYG	W	1/1	2	1	0.0	0	0	0	0	31	48%
Oct 21	Car	L	1/1	1	1	0.0	0	0	0	0	37	63%
Oct 28	at Jax	W	0/0	RESERVE/INJURED								
Nov 11	Dal	L	0/0	RESERVE/INJURED								
Nov 18	at NO	L	0/0	RESERVE/INJURED								
Nov 25	NYG	W	0/0	RESERVE/INJURED								
Dec 3	Was	W	0/0	RESERVE/INJURED								
Dec 9	at Dal	L	0/0	RESERVE/INJURED								
Dec 16	at LAR	W	0/0	RESERVE/INJURED								
Dec 23	Hou	W	0/0	RESERVE/INJURED								
Dec 30	at Was	W	0/0	RESERVE/INJURED								
Totals			6/6	16	11	2.5	0	0	0	0	235	23%
PLAYOFFS												
Jan 6	at Chi	W	0/0	RESERVE/INJURED								
Jan 13	at NO	L	0/0	RESERVE/INJURED								
Totals			0/0	0	0	0.0	0	0	0	0	0	0%

2017 GAME-BY-GAME STATISTICS (PHI)												
Date	Opp		GP/S	Tot	Solo	Sk	Int	PD	FF	FR	Snap	Pct
Sep 10	at Was	W	1/0	2	2	0.0	0	0	0	0	26	41%
Sep 17	at KC	L	1/0	1	1	0.0	0	0	0	0	21	40%
Sep 24	NYG	W	1/0	0	0	0.0	0	0	0	0	26	38%
Oct 1	at LAC	W	1/0	2	2	0.0	0	0	0	1	24	42%
Oct 8	Ari	W	1/0	0	0	0.0	0	0	0	0	26	43%
Oct 12	at Car	W	1/0	2	0	0.5	0	0	0	0	39	48%
Oct 23	Was	W	1/0	3	3	2.0	0	0	0	0	36	56%
Oct 29	SF	W	1/0	2	2	0.0	0	0	0	0	34	52%
Nov 5	Den	W	1/0	2	2	0.0	0	0	0	0	29	45%
Nov 19	at Dal	W	1/0	3	3	2.0	0	0	1	0	32	51%
Nov 26	Chi	W	1/0	0	0	0.0	0	0	0	0	26	47%
Dec 3	at Sea	L	1/0	1	0	0.5	0	0	0	0	26	42%
Dec 10	at LAR	W	1/0	0	0	0.0	0	0	0	0	17	35%
Dec 17	at NYG	W	1/0	2	2	0.0	0	0	0	0	42	48%
Dec 25	Oak	W	1/0	1	1	0.0	0	0	0	1	20	29%
Dec 31	Dal	L	0/0	INACTIVE								
Totals			15/0	21	18	5.0	0	0	1	2	424	41%
PLAYOFFS												
Jan 13	Atl	W	1/0	0	0	0.0	0	0	0	0	16	25%
Jan 21	Min	W	1/0	2	2	1.0	0	0	1	0	33	49%
Feb 4	at NE	W	1/0	0	0	0.0	0	0	0	1	34	45%
Totals			3/0	2	2	1.0	0	0	1	1	83	40%





REED BLANKENSHIP

SAFETY | 32



Height: 6-1 Weight: 203 DOB: March 2, 1999 (Age 23)
NFL Experience: Rookie (1st with Eagles) Draft: UDFA-22 by PHI
College: Middle Tennessee State Hometown (HS): Lester, AL (West Limestone)

CAREER STATISTICS																		
			TACKLES				PASS RUSH			INTERCEPTIONS					FUMBLES		DEF SNAPS	
Year	Team	GP/S	Total	Solo	Asst	TFL	Sacks	QBH	QBP	Int	Yds	Lg	TD	PD	FF	FR	No	Pct
2022	Philadelphia	8/3	20	12	8	0	0.0	0	0	1	4	4	0	2	0	0	179	18%
Totals		8/3	20	12	8	0	0.0	0	0	1	4	4	0	2	0	0	---	---
STATISTICS																		
Special Teams Tackles: 1 - 2022 (1)																		

CAREER HIGHS		
Tackles	8	12/24/22 at Dal.
Sacks	--	---
INTs	1	11/27/22 vs. GB
PDs	1	2x, last: 12/4/22 vs. Ten.
FFs	--	---
FRs	--	---

First job: "The only 'job' I ever had was working on a farm in high school. Pretty much everybody did in the area, hauling hay and doing that kind of stuff." ... **Bucket list:** Travel to Bora Bora ... **Prized possession:** "I collected knives when I was younger. My granddad collected knives and he would let me take one from his collection every year for my birthday and add it to my collection. I still cherish that." ... **Someone he would like to meet:** "Morgan Wallen. He's my favorite country artist." ... **Favorite athlete growing up:** "Minkah Fitzpatrick. I was a big Alabama fan growing up and seeing him fly around the field, I just wanted to be like him." ... **Favorite movie:** *Step Brothers* ... **Favorite TV show:** *Peaky Blinders* ... **Favorite food:** "Pizza. Plain, pepperoni, with ranch dip. Ranch makes a world of difference."



- BIRDSEED**
- Is originally from Athens, AL, which is the hometown of **Quez Watkins** and former NFL QB **Philip Rivers** ... Attended high school in Lester, AL, which has a population of roughly 130 people
- 2022 SEASON - EAGLES**
- Recorded first career INT in the 40-33 win vs. GB (11/27/22) ... Picked off Packers QB **Aaron Rodgers** at the beginning of the second quarter ... Finished with a team-high 6 tackles, 1 INT and 1 PD ... Became the only undrafted rookie to ever intercept Rodgers
 - Began his debut season as one of three undrafted rookies to earn an opening day roster spot (also **Josh Jobe** and **Josh Sills**)
- COLLEGE HIGHLIGHTS**
- Played collegiately at Middle Tennessee State (2017-21), where he was a five-year starter and three-year captain ... Is the Blue Raiders' all-time leader with 419 tackles (265 solo) ... Also registered 26.5 TFLs, 19 PDs, 9 INTs, 4 FRs, 3 FFs and 3.0 sacks in 55 career games (50 starts)
 - Voted first-team All-Conference USA following the 2021 season, when he posted career highs with 110 tackles (75 solo), 10 TFLs and 8 PDs along with 3 FRs (1 TD), 2 FFs, 1 INT and 1.0 sack ... Logged a 90-yard fumble recovery TD in the win over Marshall (10/2/21)
 - Totaled 58 tackles (40 solo), 3 PDs, 2 INTs, 1 FF and 1 FR en route to second-team All-C-USA honors in 2019 ... Recorded 2 blocked kicks (1 FG, 1 PAT), which tied for the most in the nation
 - Garnered first-team All-C-USA accolades in 2018 after notching 107 tackles (69 solo), 8 TFLs, 7 PDs and 4 INTs (1 TD) ... Returned an INT for a 100-yard TD in the win at Old Dominion (10/27/18)
- PERSONAL**
- A two-year captain at West Limestone (AL) High School, where he produced 3,192 rushing yards, 1,056 passing yards, 1,004 receiving yards, 46 total TDs, 295 tackles and 10 INTs throughout his career ... Earned all-state, all-region, all-area and all-county recognition and was named the Limestone County Player of the Year as a junior and senior
 - Also received all-area and all-county honors in basketball and was a member of West Limestone's 2015 4A State Championship team
 - Majored in exercise science at Middle Tennessee State
 - Is the son of Troy and Sandra Blankenship

2022 GAME-BY-GAME STATISTICS (PHI)												
Date	Opp		GP/S	Tot	Solo	Sk	Int	PD	FF	FR	Snap	Pct
Sep 11	at Det	W	0/0	INACTIVE								
Sep 19	Min	W	0/0	INACTIVE								
Sep 25	at Was	W	0/0	INACTIVE								
Oct 2	Jax	W	0/0	INACTIVE								
Oct 9	at Ari	W	1/0	1	0	0.0	0	0	0	0	0	0%
Oct 16	Dal	W	0/0	INACTIVE								
Oct 30	Pit	W	0/0	INACTIVE								
Nov 3	at Hou	W	1/0	0	0	0.0	0	0	0	0	0	0%
Nov 14	Was	L	1/0	0	0	0.0	0	0	0	0	0	0%
Nov 20	at Ind	W	1/0	0	0	0.0	0	0	0	0	2	3%
Nov 27	GB	W	1/0	6	3	0.0	1	1	0	0	35	71%
Dec 4	Ten	W	1/1	3	3	0.0	0	1	0	0	55	100%
Dec 11	at NYG	W	1/1	2	2	0.0	0	0	0	0	18	28%
Dec 18	at Chi	W	0/0	INACTIVE								
Dec 24	at Dal	L	1/1	8	4	0.0	0	0	0	0	69	95%
Jan 1	NO											
Jan 8	NYG											
Totals			8/3	20	12	0.0	1	2	0	0	179	18%



TRANSACTIONS

- ▶ 2022 - Signed by PHI as UDFA



IAN BOOK
QUARTERBACK | 19



Height: 6-0 Weight: 206 DOB: March 30, 1998 (Age 24)
NFL Experience: 2nd Year (1st with Eagles) Draft: D4-21 (133rd overall) by NO Acquired: W-NO-22
College: Notre Dame Hometown (HS): El Dorado Hills, CA (Oak Ridge)

CAREER STATISTICS																			
			PASSING										RUSHING					OFF SNAPS	
Year	Team	GP/S	Att	Cmp	Pct	Yds	Y/A	TD	Int	Lg	Sk/Yds	Rate	Att	Yds	Avg	Lg	TD	No	Pct
2021	New Orleans	1/1	20	12	60.0	135	6.8	0	2	56	8/54	40.6	3	6	2.0	3	0	50	5%
2022	Philadelphia	0/0	0	0	---	0	---	0	0	---	0/0	---	0	0	---	---	0	0	0%
Totals		1/1	20	12	60.0	135	6.8	0	2	56	8/54	40.6	3	6	2.0	3	0	---	---

CAREER HIGHS		
Pass Attempts	20	12/27/21 vs. Mia.
Completions	12	12/27/21 vs. Mia.
Passing Yards	135	12/27/21 vs. Mia.
Yards/Attempt	6.8	12/27/21 vs. Mia.
Passing Long	56	12/27/21 vs. Mia.
Passing TDs	--	---
Completion %	60.0	12/27/21 vs. Mia.
Passer Rating	40.6	12/27/21 vs. Mia.
Rush Attempts	3	12/27/21 vs. Mia.
Rushing Yards	6	12/27/21 vs. Mia.
Rushing Long	3	12/27/21 vs. Mia.
Rushing TDs	--	---

Nicknames: “I’ve been called iBook, Bookworm. Anything with Book, I’ve probably been called it.” ... **Bucket list:** Travel to Europe and Australia ... **Surprisingly good at:** “I played varsity lacrosse for four years. I was pretty good.” ... **Desired talent:** Ability to sing ... **Guilty pleasures:** “My favorite thing is breakfast sweets, like cinnamon rolls. Pastries are my weakness.” ... **Someone he’d like to meet:** Michael Jordan ... **Favorite sports moment:** Defeating No. 1 Clemson in 4 OTs at Notre Dame ... **Favorite movie:** Black Hawk Down ... **Favorite pregame song:** “March Madness” by Future ... **Favorite food:** Ribeye steak



2022 SEASON - EAGLES



2021 SEASON - SAINTS

- ▶ Started and made his NFL debut vs. Mia. (12/27/21) ... Registered 135 yards and 2 INTs after completing 12-of-20 (60.0%) attempts

COLLEGE HIGHLIGHTS

- ▶ Played collegiately at Notre Dame (2017-20), where he finished as the winningest quarterback (30-5 record) in Fighting Irish history ... Totaled 8,948 yards and 72 TDs on 728-of-1,141 (63.8%) passing and rushed 360 times for 1,518 yards and 17 TDs ... A two-time team captain who led Notre Dame to CFP appearances in 2018 and 2020 ... An all-conference honoree who was voted a finalist for the Manning Award and a semifinalist for the Maxwell Award and Davey O’Brien Award
- ▶ In 2020, posted 2,830 yards with 15 TDs and only 3 INTs on 228-of-353 (64.6%) attempts and rushed 116 times for 485 yards and 9 TDs ... Connected on 240-of-399 (62.1%) passes for 3,034 yards with 34 TDs and just 6 INTs in 2019, while adding 546 yards and 4 TDs on the ground ... Became the first QB in Notre Dame history to have 2,500+ passing yards, 500+ rushing yards and 30+ TD passes in a season

PERSONAL

- ▶ Prepped at Oak Ridge (CA) High School and was a three-year starter ... Twice led his team to the Sac-Joaquin section semifinals, guiding Oak Ridge to 10+ win campaigns as a sophomore and senior ... Threw for 7,632 yards and 78 TDs throughout his high school career
- ▶ Completed 244-of-356 (70.5%) attempts for 3,049 yards, 30 TDs and 5 INTs while rushing for 779 yards and 12 TDs as a senior ... Earned Sacramento Bee first-team All-Metro honors and was selected the Sierra Foothill League MVP ... Voted the 2015 Quarterback of the Year by the National Football Foundation & College Hall of Fame and the Sacramento Valley Chapter’s All-Sac-Joaquin section

TRANSACTIONS

- ▶ **2021** - Drafted by NO in 4th round (133rd overall) ... **8/30/22** - Waived by NO ... **8/31/22** - Claimed off waivers by PHI





2022 GAME-BY-GAME STATISTICS (PHI)																				
				PASSING									RUSHING					OFF SNAPS		
Date	Opp		GP/S	Att	Cmp	Pct	Yds	Y/A	TD	Int	Lg	Sk/Yds	Rate	Att	Yds	Avg	Lg	TD	No	Pct
Sep 11	at Det	W	0/0	INACTIVE																
Sep 19	Min	W	0/0	INACTIVE																
Sep 25	at Was	W	0/0	INACTIVE																
Oct 2	Jax	W	0/0	INACTIVE																
Oct 9	at Ari	W	0/0	INACTIVE																
Oct 16	Dal	W	0/0	INACTIVE																
Oct 30	Pit	W	0/0	INACTIVE																
Nov 3	at Hou	W	0/0	INACTIVE																
Nov 14	Was	L	0/0	INACTIVE																
Nov 20	at Ind	W	0/0	INACTIVE																
Nov 27	GB	W	0/0	INACTIVE																
Dec 4	Ten	W	0/0	INACTIVE																
Dec 11	at NYG	W	0/0	INACTIVE																
Dec 18	at Chi	W	0/0	INACTIVE																
Dec 24	at Dal	L	0/0	DID NOT PLAY																
Jan 1	NO																			
Jan 8	NYG																			
Totals			0/0	0	0	---	0	---	0	0	--	0/0	---	0	0	---	--	0	0	0%

2021 GAME-BY-GAME STATISTICS (NO)																				
				PASSING										RUSHING					OFF SNAPS	
Date	Opp		GP/S	Att	Cmp	Pct	Yds	Y/A	TD	Int	Lg	Sk/Yds	Rate	Att	Yds	Avg	Lg	TD	No	Pct
Sep 12	GB	W	---	DID NOT PLAY																
Sep 19	at Car	L	---	DID NOT PLAY																
Sep 26	at NE	W	---	DID NOT PLAY																
Oct 3	NYG	L	---	DID NOT PLAY																
Oct 10	at Was	W	---	DID NOT PLAY																
Oct 25	at Sea	W	---	DID NOT PLAY																
Oct 31	TB	W	---	DID NOT PLAY																
Nov 7	Atl	L	0/0	DID NOT PLAY																
Nov 14	at Ten	L	0/0	DID NOT PLAY																
Nov 21	at Phi	L	0/0	DID NOT PLAY																
Nov 25	Buf	L	0/0	DID NOT PLAY																
Dec 2	Dal	L	0/0	DID NOT PLAY																
Dec 12	at NYJ	W	0/0	DID NOT PLAY																
Dec 19	at TB	W	0/0	DID NOT PLAY																
Dec 27	Mia	L	1/1	12	20	60.0	135	6.8	0	2	56	8/54	40.6	3	6	2.0	3	0	50	96%
Jan 2	Car	W	0/0	DID NOT PLAY																
Jan 9	at Atl	W	0/0	DID NOT PLAY																
Totals			1/1	12	20	60.0	135	6.8	0	2	56	8/54	40.6	3	6	2.0	3	0	50	5%



JAMES BRADBERRY
CORNERBACK | 24



Height: 6-1 Weight: 212 DOB: Aug. 4, 1993 (Age 29)
NFL Experience: 7th Year (1st with Eagles) Draft: D2-16 (62nd overall) by CAR Acquired: FA-22
College: Samford Hometown (HS): Pleasant Grove, AL (Pleasant Grove)

PRO BOWL: 2021

CAREER STATISTICS																		
			TACKLES				PASS RUSH			INTERCEPTIONS					FUMBLES		DEF SNAPS	
Year	Team	GP/S	Total	Solo	Asst	TFL	Sacks	QBH	QBP	Int	Yds	Lg	TD	PD	FF	FR	No	Pct
2016	Carolina	13/13	59	47	12	3	0.0	0	0	2	21	16	0	10	0	0	799	75%
2017	Carolina	16/16	85	66	19	2	1.0	1	2	2	3	3	0	10	1	0	986	99%
2018	Carolina	16/16	70	58	12	1	1.0	1	2	1	29	29	0	15	1	0	993	99%
2019	Carolina	15/15	65	51	14	1	1.0	1	1	3	0	0	0	12	0	0	1,020	92%
2020	N.Y. Giants	15/15	53	43	10	0	0.0	0	0	3	19	19	0	18	2	1	1,021	94%
2021	N.Y. Giants	17/16	47	37	10	0	0.0	0	0	4	19	14	0	17	0	2	1,159	99%
2022	Philadelphia	15/15	37	33	4	2	0.0	0	0	3	54	27t	1	15	0	0	948	97%
Totals		107/106	416	335	81	9	3.0	3	5	18	145	29	1	97	4	3	---	---
PLAYOFFS																		
2017	Carolina	1/1	8	7	1	1	0.0	0	0	0	0	--	0	0	0	0	58	100%
Totals		1/1	8	7	1	1	0.0	0	0	0	0	--	0	0	0	0	---	---
ADDITIONAL STATISTICS																		
Special Teams Tackles: 1 - 2020 (1)																		

CAREER HIGHS		
Tackles	11	10/13/19 at TB
Sacks	1.0	3x, last: 9/8/19 vs. LAR
INTs	2	10/13/19 at TB
PDs	4	4x, last: 10/16/22 vs. Dal.
FFs	1	4x, last: 12/6/20 at Sea.
FRs	1	3x, last: 11/1/21 at KC



- CAREER HIGHLIGHTS
 - Selected to the **Pro Bowl** after tying for the 2nd-most PDs (career-high 18) in the NFL and leading the Giants with 3 INTs in 2020
- BIRDSEED
 - Previously represented the Covenant House New Jersey through the NFL's *My Cause My Cleats* initiative ... CHNJ supports homeless youth via education, employment and financial literacy ... Also supported the Arthritis Foundation through MCMC to honor his grandmother
 - Contributed to the Food Bank for New York City by providing meals and pantry bags at the Community Kitchen & Pantry in West Harlem for families facing hunger ... Distributed much needed supplies to the Birmingham, AL, community after it was hit by tornadoes

- NOTES TO KNOW
 - Owens the 2nd-lowest opponent passer rating (51.2) in the NFL (min. 50 targets)
 - Leads all NFL players with 77 PDs since the 2018 campaign
 - Dating back to his rookie year in 2016, leads the league in PDs (97)

- 2022 SEASON - EAGLES
 - Recorded his 3rd INT of the season, picking off Texans QB **Davis Mills** late in the fourth quarter to close out the 29-17 win at Hou. (11/3/22)
 - Recorded 3 tackles and a career-high-tying 4 PDs in the 26-17 win vs. Dal. (10/16/22) ... Deflected a pass that was intercepted by **C.J. Gardner-Johnson** that set up the Eagles to take a 14-point lead in the second quarter
 - Picked off Jaguars QB **Trevor Lawrence** in the red zone to help the Eagles to a 29-21 win over Jax. (10/2/22)

2022 GAME-BY-GAME STATISTICS (PHI)												
Date	Opp		GP/S	Tot	Solo	Sk	Int	PD	FF	FR	Snaps	Pct
Sep 11	at Det	W	1/1	2	1	0.0	1	1	0	0	67	97%
Sep 19	Min	W	1/1	1	1	0.0	0	1	0	0	61	100%
Sep 25	at Was	W	1/1	5	4	0.0	0	1	0	0	77	100%
Oct 2	Jax	W	1/1	2	2	0.0	1	1	0	0	47	100%
Oct 9	at Ari	W	1/1	2	2	0.0	0	1	0	0	69	100%
Oct 16	Dal	W	1/1	3	3	0.0	0	4	0	0	67	100%
Oct 30	Pit	W	1/1	3	2	0.0	0	1	0	0	76	100%
Nov 3	at Hou	W	1/1	4	4	0.0	1	1	0	0	59	98%
Nov 14	Was	L	1/1	2	2	0.0	0	0	0	0	83	100%
Nov 20	at Ind	W	1/1	2	2	0.0	0	1	0	0	65	100%
Nov 27	GB	W	1/1	2	1	0.0	0	0	0	0	49	100%
Dec 4	Ten	W	1/1	2	2	0.0	0	2	0	0	45	82%
Dec 11	at NYG	W	1/1	3	3	0.0	0	0	0	0	52	81%
Dec 18	at Chi	W	1/1	2	2	0.0	0	0	0	0	59	100%
Dec 24	at Dal	L	1/1	2	2	0.0	0	1	0	0	72	99%
Jan 1	NO											
Jan 8	NYG											
Totals			15/15	37	33	0.0	3	15	0	0	948	97%

- Intercepted Lions QB **Jared Goff** and returned it 27 yards for his first career TD in the second quarter of the 38-35 victory at Det. (9/11/22) ... Became the first player with an INT-TD in their Eagles debut since **Don Looney** in 1940 ... Also became the first Eagles CB with an INT-TD in a road game since **Dimitri Patterson** on 11/15/10 at Washington

2021 SEASON - GIANTS

- Registered 47 tackles (37 solo) and a career-high 4 INTs while leading the team with 17 PDs and 2 FRs over 1,159 defensive snaps

2020 SEASON - GIANTS

- Earned his first career **Pro Bowl** after tying for the 2nd-most PDs (career-high 18) in the NFL, behind **Xavien Howard** (20) ... Led the Giants with 3 INTs while adding 53 tackles (43 solo), 2 FFs and 1 FR
- Picked off QB **Kyle Allen** and returned the ball 19 yards to set up a TD in the Giants' first victory of the season vs. Was. (10/18/20)
- Posted a career-high-tying 4 PDs with 1 INT and 3 solo tackles at Chi. (9/20/20) ... During the fourth quarter, with his back to Bears QB **Mitchell Trubisky** as he covered WR **Allen Robinson**, stole the ball from the receiver's hands to set the Giants up at the NYG 34

2019 SEASON - PANTHERS

- Recorded 65 tackles (51 solo), 12 PDs, 3 INTs and 1.0 sack
- Logged a career-high 11 tackles, career-high-tying 4 PDs and 2 INTs against Buccaneers QB **Jameis Winston** in the win at TB (10/13/19)
- Opened the season with 4 tackles, 2 PDs, 1.0 sack and 1 INT against Rams QB **Jared Goff** in the home opener vs. LAR (9/8/19)

2018 SEASON - PANTHERS

- Totaled 70 tackles (58 solo), 15 PDs, 1.0 sack and 1 FF
- Produced a career-long 29-yard INT return when he picked off Saints QB **Drew Brees** vs. NO (12/17/18) ... Added 3 tackles and 1 FF

2017 SEASON - PANTHERS

- Finished with a career-high 85 tackles (66 solo), which ranked 2nd on the Panthers' defense (most among DBs), behind **Luke Kuechly** (125) ... Also notched 10 PDs, 2 INTs, 1.0 sack and 1 FF

2021 GAME-BY-GAME STATISTICS (NYG)												
Date	Opp		GP/S	Tot	Solo	Sk	Int	PD	FF	FR	Snaps	Pct
Sep 12	Den	L	1/1	7	5	0.0	0	1	0	0	66	100%
Sep 16	at Was	L	1/1	7	6	0.0	1	1	0	0	71	100%
Sep 26	Atl	L	1/1	1	0	0.0	0	1	0	0	60	97%
Oct 3	at NO	W	1/1	2	2	0.0	1	1	0	0	68	100%
Oct 10	at Dal	L	1/1	2	2	0.0	0	1	0	0	77	99%
Oct 17	LAR	L	1/1	3	2	0.0	0	2	0	0	66	100%
Oct 24	Car	W	1/1	2	2	0.0	1	1	0	1	64	100%
Nov 1	at KC	L	1/1	4	3	0.0	0	1	0	1	80	99%
Nov 7	LV	W	1/1	2	1	0.0	0	1	0	0	68	99%
Nov 22	at TB	L	1/1	6	4	0.0	0	0	0	0	78	100%
Nov 28	Phi	W	1/1	3	3	0.0	0	1	0	0	67	100%
Dec 5	at Mia	L	1/1	2	2	0.0	0	0	0	0	69	100%
Dec 12	at LAC	L	1/1	1	1	0.0	0	1	0	0	69	97%
Dec 19	Dal	L	1/1	2	2	0.0	0	2	0	0	70	99%
Dec 26	at Phi	L	1/1	2	2	0.0	0	1	0	0	63	100%
Jan 2	at Chi	L	1/0	1	0	0.0	1	2	0	0	64	97%
Jan 9	Was	L	1/1	0	0	0.0	0	0	0	0	59	100%
Totals			17/16	47	37	0.0	4	17	0	2	1,159	99%

Surprisingly good at: "I think I can grill steak and chicken. I season it well, that's the key to it." ... **Desired talent:** Ability to sing ... **Dream job outside of playing sports:** "I would say an architect. I used to like to draw, and I didn't want to be an artist because I used to always lose the art contests when I was younger in school. With architecture, I saw people drawing houses and stuff, so I wanted to do that." ... **Favorite athlete growing up:** Marshall Faulk ... **Favorite pregame song:** "News or Somethin" by Future ... **Favorite food:** Pepperoni pizza

DEFENSIVE TOUCHDOWNS (1)		
Date	Opponent	Type (Yds)
9/11/22	at Detroit Lions (W, 38-35)	INT (27)



2020 GAME-BY-GAME STATISTICS (NYG)

Date	Opp		GP/S	Tot	Solo	Sk	Int	PD	FF	FR	Snaps	Pct
Sep 14	Pit	L	1/1	4	4	0.0	0	2	1	0	64	100%
Sep 20	at Chi	L	1/1	3	3	0.0	1	4	0	0	65	100%
Sep 27	SF	L	1/1	3	2	0.0	0	3	0	0	79	100%
Oct 4	at LAR	L	1/1	4	3	0.0	0	0	0	1	57	100%
Oct 11	at Dal	L	1/1	2	1	0.0	0	0	0	0	64	97%
Oct 18	Was	W	1/1	3	1	0.0	1	1	0	0	73	100%
Oct 22	at Phi	L	1/1	5	5	0.0	1	1	0	0	81	100%
Nov 2	TB	L	1/1	3	2	0.0	0	1	0	0	70	100%
Nov 8	at Was	W	1/1	0	0	0.0	0	0	0	0	54	100%
Nov 15	Phi	W	1/1	4	4	0.0	0	2	0	0	67	100%
Nov 29	at Cin	W	1/1	1	1	0.0	0	1	0	0	49	100%
Dec 6	at Sea	W	1/1	7	5	0.0	0	1	1	0	72	100%
Dec 13	Ari	L	1/1	7	7	0.0	0	1	0	0	79	100%
Dec 20	Cle	L	0/0	RESERVE/COVID-19								
Dec 27	at Bal	L	1/1	3	1	0.0	0	0	0	0	65	96%
Jan 3	Dal	W	1/1	4	4	0.0	0	1	0	0	82	99%
Totals			15/15	53	43	0.0	3	18	2	1	1,021	94%

2019 GAME-BY-GAME STATISTICS (CAR)

Date	Opp		GP/S	Tot	Solo	Sk	Int	PD	FF	FR	Snaps	Pct
Sep 8	LAR	L	1/1	4	2	1.0	1	2	0	0	76	100%
Sep 12	TB	L	1/1	3	3	0.0	0	0	0	0	60	100%
Sep 22	at Ari	W	1/1	2	2	0.0	0	1	0	0	75	100%
Sep 29	at Hou	W	1/1	5	4	0.0	0	0	0	0	67	100%
Oct 6	Jax	W	1/1	5	5	0.0	0	2	0	0	83	100%
Oct 13	at TB	W	1/1	11	11	0.0	2	4	0	0	80	100%
Oct 27	at SF	L	1/1	3	2	0.0	0	0	0	0	66	100%
Nov 3	Ten	W	1/1	2	1	0.0	0	0	0	0	54	75%
Nov 10	at GB	L	0/0	INACTIVE								
Nov 17	Atl	L	1/1	7	5	0.0	0	0	0	0	65	100%
Nov 24	at NO	L	1/1	7	6	0.0	0	0	0	0	64	100%
Dec 1	Was	L	1/1	3	1	0.0	0	0	0	0	64	100%
Dec 8	at Atl	L	1/1	5	3	0.0	0	0	0	0	69	100%
Dec 15	Sea	L	1/1	5	3	0.0	0	0	0	0	67	100%
Dec 22	at Ind	L	1/1	3	3	0.0	0	1	0	0	64	100%
Dec 29	NO	L	1/1	0	0	0.0	0	2	0	0	66	96%
Totals			15/15	65	51	1.0	3	12	0	0	1,020	92%

2018 GAME-BY-GAME STATISTICS (CAR)

Date	Opp		GP/S	Tot	Solo	Sk	Int	PD	FF	FR	Snaps	Pct
Sep 9	Dal	W	1/1	1	1	0.0	0	0	0	0	64	100%
Sep 16	at Atl	L	1/1	7	5	0.0	0	0	0	0	63	100%
Sep 23	Cin	W	1/1	4	3	0.0	0	3	0	0	65	100%
Oct 7	NYG	W	1/1	8	7	0.0	0	2	0	0	56	100%
Oct 14	at Was	L	1/1	5	5	0.0	0	1	0	0	70	100%
Oct 21	at Phi	W	1/1	4	4	0.0	0	1	0	0	66	99%
Oct 28	Bal	W	1/1	6	5	0.0	0	0	0	0	68	100%
Nov 4	TB	W	1/1	4	2	0.0	0	2	0	0	67	100%
Nov 8	at Pit	L	1/1	6	5	0.0	0	0	0	0	58	100%
Nov 18	at Det	L	1/1	4	4	0.0	0	0	0	0	65	100%
Nov 25	Sea	L	1/1	3	2	1.0	0	1	0	0	62	100%
Dec 2	at TB	L	1/1	4	4	0.0	0	0	0	0	63	97%
Dec 9	at Cle	L	1/1	3	2	0.0	0	0	0	0	52	100%
Dec 17	NO	L	1/1	3	2	0.0	1	1	1	0	75	100%
Dec 23	Atl	L	1/1	1	1	0.0	0	4	0	0	48	100%
Dec 30	at NO	W	1/1	7	6	0.0	0	0	0	0	51	98%
Totals			16/16	70	58	1.0	1	15	1	0	993	99%

2017 GAME-BY-GAME STATISTICS (CAR)

Date	Opp		GP/S	Tot	Solo	Sk	Int	PD	FF	FR	Snaps	Pct
Sep 10	at SF	W	1/1	6	5	0.0	0	0	0	0	56	98%
Sep 17	Buf	W	1/1	6	5	0.0	0	1	0	0	54	100%
Sep 24	NO	L	1/1	4	3	0.0	0	0	0	0	58	100%
Oct 1	at NE	W	1/1	6	6	0.0	0	1	0	0	70	100%
Oct 8	at Det	W	1/1	3	3	0.0	0	1	0	0	60	98%
Oct 12	Phi	L	1/1	6	4	1.0	0	1	0	0	62	100%
Oct 22	at Chi	L	1/1	3	2	0.0	0	0	0	0	38	100%
Oct 29	at TB	W	1/1	6	4	0.0	0	1	0	0	67	100%
Nov 5	Atl	W	1/1	6	5	0.0	0	0	0	0	56	93%
Nov 13	Mia	W	1/1	4	4	0.0	0	1	0	0	56	100%
Nov 26	at NYJ	W	1/1	4	4	0.0	0	0	0	0	68	97%
Dec 3	at NO	L	1/1	6	3	0.0	0	0	0	0	64	100%
Dec 10	Min	W	1/1	6	5	0.0	1	3	0	0	72	97%
Dec 17	GB	W	1/1	7	4	0.0	1	1	1	0	69	100%
Dec 24	TB	W	1/1	7	6	0.0	0	0	0	0	64	100%
Dec 31	at Atl	L	1/1	5	3	0.0	0	0	0	0	72	100%
Totals			16/16	85	66	1.0	2	10	1	0	986	99%

PLAYOFFS

Jan 7	at NO	L	1/1	8	7	0.0	0	0	0	0	58	100%
Totals			1/1	8	7	0.0	0	0	0	0	58	100%

2016 SEASON - PANTHERS

- Registered 59 tackles (47 solo), 10 PDs and 2 INTs as a rookie
- Notched his 1st career INT against 49ers QB **Blaine Gabbert** in the win vs. SF (9/18/16) ... Tallied 2 solo tackles with 2 PDs as well

COLLEGE HIGHLIGHTS

- A three-time All-Southern Conference selection at Samford, where he earned first-team honors as a senior and second-team honors as a sophomore and junior ... Compiled 128 tackles, 27 PDs and 8 INTs in 46 career games (45 starts) after opening his career at Arkansas State (named to the Southern Conference All-Freshman Team in 2012)

PERSONAL

- Attended Pleasant Grove (AL) High School, earning All-Metro and first-team all-state accolades ... Recorded 45 tackles, 11 PDs and 9 INTs as a senior ... Also competed in basketball in high school



2016 GAME-BY-GAME STATISTICS (CAR)

Date	Opp		GP/S	Tot	Solo	Sk	Int	PD	FF	FR	Snap	Pct
Sep 8	at Den	L	1/1	6	5	0.0	0	1	0	0	55	95%
Sep 18	SF	W	1/1	2	2	0.0	1	2	0	0	65	100%
Sep 25	Min	L	1/1	3	2	0.0	0	1	0	0	54	98%
Oct 2	at Atl	L	1/1	2	0	0.0	0	0	0	0	17	25%
Oct 10	TB	L	0/0	INACTIVE								
Oct 16	at NO	L	0/0	INACTIVE								
Oct 30	Ari	W	0/0	INACTIVE								
Nov 6	at LAR	W	1/1	1	1	0.0	0	2	0	0	68	100%
Nov 13	KC	L	1/1	8	6	0.0	0	0	0	0	64	100%
Nov 17	NO	W	1/1	7	3	0.0	0	0	0	0	76	100%
Nov 27	at Oak	L	1/1	6	6	0.0	0	0	0	0	74	100%
Dec 4	at Sea	L	1/1	8	7	0.0	0	1	0	0	71	100%
Dec 11	SD	W	1/1	2	2	0.0	0	0	0	0	65	100%
Dec 19	at Was	W	1/1	3	2	0.0	0	0	0	0	64	100%
Dec 24	Atl	L	1/1	5	5	0.0	0	1	0	0	63	100%
Jan 1	at TB	L	1/1	6	6	0.0	1	2	0	0	63	100%
Totals			13/13	59	47	0.0	2	10	0	0	799	75%

- Majored in sports administration at Samford
- Is the son of James and Rosie Bradberry

TRANSACTIONS

- **2016** - Drafted by CAR in 2nd round (62nd overall) ... **3/6/20** - Signed by NYG ... **12/17/20** - Placed on Reserve/COVID-19 ... **12/21/20** - Activated from Reserve/COVID-19 ... **5/9/22** - Released by NYG ... **5/18/22** - Agreed to terms with PHI on 1-year contract





SHAUN BRADLEY

LINEBACKER | 54



Height: 6-1 **Weight:** 240 **DOB:** April 8, 1997 (Age 25)
NFL Experience: 3rd Year (3rd with Eagles) **Draft:** D6a-20 (196th overall) by PHI
College: Temple **Hometown (HS):** Mount Holly, NJ (Rancocas Valley)

CAREER STATISTICS																		
			TACKLES				PASS RUSH			INTERCEPTIONS					FUMBLES		DEF SNAPS	
Year	Team	GP/S	Total	Solo	Asst	TFL	Sacks	QBH	QBP	Int	Yds	Lg	TD	PD	FF	FR	No	Pct
2020	Philadelphia	15/0	7	4	3	1	0.0	0	0	0	0	--	0	0	0	0	76	7%
2021	Philadelphia	15/1	12	8	4	0	0.0	0	0	0	0	--	0	1	0	0	55	5%
2022	Philadelphia	14/0	1	1	0	0	0.0	0	0	0	0	--	0	0	0	0	0	0%
Totals		44/1	20	13	7	1	0.0	0	0	0	0	--	0	1	0	0	---	---
PLAYOFFS																		
2021	Philadelphia	1/0	3	3	0	0	0.0	0	0	0	0	--	0	0	0	0	18	25%
Totals		1/0	3	3	0	0	0.0	0	0	0	0	--	0	0	0	0	---	---
ADDITIONAL STATISTICS																		
Special Teams Tackles: 25 - 2020 (8), 2021 (11), 2022 (6)																		

CAREER HIGHS		
Tackles	5	1/8/22 vs. Dal.
Sacks	--	---
INTs	--	---
PDs	1	10/31/21 at Det.
FFs	--	---
FRs	--	---

First job: IHOP ... **Bucket list:** Travel to Bora Bora ... **If he could play another sport, what position/team:** Shooting guard, Los Angeles Lakers ... **Favorite athletes growing up:** LaDanian Tomlinson, Kobe Bryant ... **Favorite quote:** "You miss 100 percent of the shots you don't take." ... **Favorite movie:** Bad Boys ... **Favorite TV show:** Martin ... **Favorite music:** Shy Glizzy, Tsu Surf, Rod Wave, Lil Baby, G Herbo ... **Favorite throwback jersey:** Kobe Bryant, Lower Merion High School



- BIRDSEED**
- ▶ Grew up an Eagles fan and dreamed of playing for the team
 - ▶ During the 2022 offseason, hosted the second annual Shaun Bradley Community Football Camp for children between the ages of 7 and 18 years old at Rancocas Valley (Mount Holly, NJ) High School
 - ▶ Represented Everytown for Gun Safety through the NFL's *My Cause My Cleats* initiative ... Everytown for Gun Safety builds awareness about gun violence in America so that people can learn about the issues and become part of the solutions

NOTES TO KNOW

- ▶ Leads the Eagles with 25 special teams tackles since 2020

2022 SEASON - EAGLES

- ▶

2021 SEASON - EAGLES

- ▶ Produced a team-leading, career-high 11 special teams tackles ... Appeared in the 3rd-most special teams snaps (280) on the Eagles, behind **Zech McPhearson** (325) and **Andre Chachere** (322) ... Added a career-high 12 tackles (8 solo) with 1 PD in 55 defensive snaps
- ▶ Played a key role occupying multiple blockers on **K'Von Wallace's** FG block in the third quarter of the 30-13 win at Den. (11/14/21)
- ▶ Recorded a career-high 3 special teams tackles vs. TB (10/14/21)
- ▶ Paved the way for **T.J. Edwards' punt block** late in the fourth quarter of the 21-18 victory at Car. (10/10/21) ... Recovered the ball at the CAR 27 to set up the Eagles' game-winning TD drive

2020 SEASON - EAGLES

- ▶ Ranked 2nd on the Eagles in special teams snaps (282), trailing only **Alex Singleton** (296) ... Also posted the club's 4th-most special teams tackles (8), behind **Rudy Ford** (11), **Marcus Epps** (9) and **Duke Riley** (9) ... Logged 6 tackles (4 solo) with 1 TFL in 76 defensive snaps

2022 GAME-BY-GAME STATISTICS (PHI)

Date	Opp	GP/S	Tot	Solo	Sk	Int	PD	FF	FR	Snap	Pct
Sep 11	at Det	W	1/0	0	0	0.0	0	0	0	0	0%
Sep 19	Min	W	1/0	0	0	0.0	0	0	0	0	0%
Sep 25	at Was	W	1/0	0	0	0.0	0	0	0	0	0%
Oct 2	Jax	W	1/0	0	0	0.0	0	0	0	0	0%
Oct 9	at Ari	W	1/0	0	0	0.0	0	0	0	0	0%
Oct 16	Dal	W	1/0	0	0	0.0	0	0	0	0	0%
Oct 30	Pit	W	1/0	1	1	0.0	0	0	0	0	0%
Nov 3	at Hou	W	1/0	0	0	0.0	0	0	0	0	0%
Nov 14	Was	L	1/0	0	0	0.0	0	0	0	0	0%
Nov 20	at Ind	W	1/0	0	0	0.0	0	0	0	0	0%
Nov 27	GB	W	1/0	0	0	0.0	0	0	0	0	0%
Dec 4	Ten	W	1/0	0	0	0.0	0	0	0	0	0%
Dec 11	at NYG	W	0/0	INACTIVE							
Dec 18	at Chi	W	1/0	0	0	0.0	0	0	0	0	0%
Dec 24	at Dal	L	1/0	0	0	0.0	0	0	0	0	0%
Jan 1	NO										
Jan 8	NYG										
Totals			14/0	1	1	0.0	0	0	0	0	0%



COLLEGE HIGHLIGHTS

- Totalled 256 tackles, 22 TFLs, 8 PDs, 3 INTs, 3 FFs, 1.0 sack and 1 FR in 50 career games at Temple ... Selected to the 2019 Chuck Bednarik Award and Bronko Nagurski Trophy watch lists and was an All-AAC honoree ... Led the Owls with a career-high 87 tackles as a senior

PERSONAL

- Is the son of Ashley (biological mother) and Jamar Smith and Lydia and Marcus (biological father) Bradley ... Has two sisters (Gianna and Genesys Smith) and two brothers (Cameron and Alex Bradley)
- Played on both sides of the ball as a RB and DB at Rancocas Valley ... Named first-team all-county after rushing for 1,467 yards and 22 TDs as a senior ... Also lettered in basketball and track and field ... Earned Rancocas Valley Male Athlete of the Year honors in 2014-15
- Majored in adult and organizational development at Temple

TRANSACTIONS

- **2020** - Drafted by PHI in 6th round (196th overall) ... **1/1/21** - Placed on Reserve/Injured ... **12/25/21** - Placed on Reserve/COVID-19 ... **12/30/21** - Activated from Reserve/COVID-19

2021 GAME-BY-GAME STATISTICS (PHI)

Date	Opp	GP/S	Tot	Solo	Sk	Int	PD	FF	FR	Snap	Pct
Sep 12	at Atl	W	1/0	4	1	0.0	0	0	0	9	12%
Sep 19	SF	L	1/0	0	0	0.0	0	0	0	0	0%
Sep 27	at Dal	L	1/0	0	0	0.0	0	0	0	0	0%
Oct 3	KC	L	1/0	0	0	0.0	0	0	0	3	4%
Oct 10	at Car	W	1/0	0	0	0.0	0	0	0	0	0%
Oct 14	TB	L	1/0	0	0	0.0	0	0	0	0	0%
Oct 24	at LV	L	1/0	0	0	0.0	0	0	0	0	0%
Oct 31	at Det	W	1/0	3	3	0.0	0	1	0	16	26%
Nov 7	LAC	L	1/0	0	0	0.0	0	0	0	0	0%
Nov 14	at Den	W	1/0	0	0	0.0	0	0	0	0	0%
Nov 21	NO	W	1/0	0	0	0.0	0	0	0	0	0%
Nov 28	at NYG	L	1/0	0	0	0.0	0	0	0	0	0%
Dec 5	at NYJ	W	1/0	0	0	0.0	0	0	0	0	0%
Dec 21	Was	W	1/0	0	0	0.0	0	0	0	0	0%
Dec 26	NYG	W	0/0	RESERVE/COVID-19							
Jan 2	at Was	W	0/0	INACTIVE							
Jan 8	Dal	L	1/1	5	4	0.0	0	0	0	27	44%
Totals			15/1	12	8	0.0	0	1	0	55	5%

PLAYOFFS

Jan 16	at TB	L	1/0	3	3	0.0	0	0	0	18	25%
Totals			1/0	3	3	0.0	0	0	0	18	25%

2020 GAME-BY-GAME STATISTICS (PHI)

Date	Opp	GP/S	Tot	Solo	Sk	Int	PD	FF	FR	Snap	Pct
Sep 13	at Was	L	1/0	1	1	0.0	0	0	0	8	11%
Sep 20	LAR	L	1/0	0	0	0.0	0	0	0	0	0%
Sep 27	Cin	T	1/0	0	0	0.0	0	0	0	0	0%
Oct 4	at SF	W	1/0	0	0	0.0	0	0	0	2	3%
Oct 11	at Pit	L	1/0	2	2	0.0	0	0	0	4	5%
Oct 18	Bal	L	1/0	1	0	0.0	0	0	0	32	44%
Oct 22	NYG	W	1/0	0	0	0.0	0	0	0	1	2%
Nov 1	Dal	W	1/0	0	0	0.0	0	0	0	0	0%
Nov 15	at NYG	L	1/0	1	0	0.0	0	0	0	5	7%
Nov 22	at Cle	L	1/0	0	0	0.0	0	0	0	0	0%
Nov 30	Sea	L	1/0	0	0	0.0	0	0	0	0	0%
Dec 6	at GB	L	1/0	0	0	0.0	0	0	0	3	5%
Dec 13	NO	W	1/0	0	0	0.0	0	0	0	10	16%
Dec 20	at Ari	L	1/0	0	0	0.0	0	0	0	0	0%
Dec 27	at Dal	L	1/0	2	1	0.0	0	0	0	11	16%
Jan 3	Was	L	0/0	RESERVE/INJURED							
Totals			15/0	7	4	0.0	0	0	0	76	7%



A.J. BROWN

WIDE RECEIVER | 11



Height: 6-1 **Weight:** 226 **DOB:** June 30, 1997 (Age 25)

NFL Experience: 4th Year (1st with Eagles) **Draft:** D2-19 (51st overall) by TEN **Acquired:** T-Ten-22

College: Mississippi **Hometown (HS):** Starkville, MS (Starkville)

PRO BOWL: 2020, 2023 ALL-ROOKIE: 2019

CAREER STATISTICS

Year	Team	GP/S	RECEIVING					OFF SNAPS	
			Rec	Yds	Avg	Lg	TD	No	Pct
2019	Tennessee	16/11	52	1,051	20.2	91t	8	678	69%
2020	Tennessee	14/12	70	1,075	15.4	73t	11	760	71%
2021	Tennessee	13/13	63	869	13.8	57t	5	604	51%
2022	Philadelphia	15/14	80	1,304	16.3	68	10	891	85%
Totals		58/50	265	4,299	16.2	91t	34	---	---

PLAYOFFS

2019	Tennessee	3/3	5	64	12.8	37	0	164	90%
2020	Tennessee	1/1	6	83	13.8	28	1	45	90%
2021	Tennessee	1/1	5	142	28.4	41	1	46	87%
Totals		5/5	16	289	18.1	41	2	---	---

ADDITIONAL STATISTICS

Fumbles/Lost: 5/3 - 2019 (1/0), 2020 (2/1), 2022 (2/2) **Fumble Recoveries:** 1 - 2021 (1)

Rushing: 5-70-1 - 2019 (3-60-1), 2021 (2-10) **Kickoff Returns:** 1-42-1 - 2020 (1-42-1)

CAREER HIGHS

Receptions	11	12/23/21 vs. SF
Receiving Yards	181	12/18/22 at Chi.
Receiving Long	91t	12/8/19 at Oak.
Receiving TDs	3	10/30/22 vs. Pit.

Nicknames: "1K, Mr. UPS. That comes from me being a receiver, I always deliver." ... **Places he'd like to visit:** Paris and Greece ... **If he could play another sport, what position/team:** "I would want to play center field for the Padres. I was drafted by the Padres." ... **Favorite athlete growing up:** Julio Jones ... **Favorite movie:** *Bad Boys II* ... **Favorite TV show:** *Martin* ... **Favorite food:** Meat lover's pizza



CAREER HIGHLIGHTS

- ▶ Earned his first career **Pro Bowl** honor after producing 70 receptions, 1,075 yards and 11 TDs in 2020 ... His 11 TDs tied for the most by a Titan since the club moved to Tennessee in 1997 ... Named to second career **Pro Bowl** after posting career-high numbers in receptions (74) and receiving yards (1,201) ... Surpassed **Terrell Owens** for most receiving yards by an Eagle in their first season with the team
- ▶ Selected to the 2019 PFWA **All-Rookie** Team after becoming the third rookie in Tennessee/Houston history to post 1,000+ receiving yards, joining **Ernest Givins** (1986) and **Bill Groman** (1960)

BIRDSEED

- ▶ Considers **Jalen Hurts** one of his best friends ... Both members of the 2016 high school recruiting cycle, Hurts attempted to bring Brown to Alabama, but he opted to play at Mississippi instead ... The two stayed in contact ever since and have developed a strong bond
- ▶ Opened up about his battle with depression in a video he posted on social media during the 2021 season ... "I wanted to encourage others to seek help whenever they are down. I didn't take into consideration what depression really was. ... Us as men, our feelings aren't too much cared about. Get things off your chest. It's okay to talk to someone. Seek help. You have to take care of your brain just like you take care of your body." ... Credits Jets WR **Elijah Moore**, his roommate at Ole Miss, for helping him through some of his most difficult moments
- ▶ Has supported The Sentencing Project through the league's *My Cause My Cleats* campaign ... The organization advocates for responses to crime that minimize imprisonment and criminalization of youth and adults by promoting racial, ethnic, economic, and gender justice ... Also supported Open Door Abuse Awareness & Prevention through MCMC, which aims to prevent domestic violence and abuse among youth
- ▶ A standout high school baseball player who was selected by the San Diego Padres as an outfielder in the 19th round (564th overall) of the 2016 MLB Draft ... Participated in the Padres' extended spring training during the summers of 2016, '17 and '18 ... In 2015, became just the second athlete to ever play in the Under Armour All-America Football and Baseball Games, joining **Kyler Murray**

NOTES TO KNOW

- ▶ Became the third Eagle with 700+ receiving yards (718) and 6+ TDs (6) in the first 8 games of a season, joining **Jeremy Maclin** (2014) and **Terrell Owens** (2004, '05) ... Also became the first Eagles WR with 1,000+ receiving yards since **Jeremy Maclin** in 2014
- ▶ Has registered the most 50+ yard receptions (12) and 50+ yard receiving TDs (7) among NFL players since the 2019 campaign
- ▶ Has posted the 2nd-highest receiving average (16.2) among NFL WRs since 2019 trailing only **Mike Williams** (16.3) (min. 150 receptions)

2022 SEASON - EAGLES

- ▶ Set a new career-high with 181 receiving yards on 9 catches in the 25-20 win at Chi. (12/18/22) ... Set a new season-long with a 68-yard reception that set up an Eagles TD

2022 GAME-BY-GAME STATISTICS (PHI)										
Date	Opp		GP/S	Rec	Yds	Avg	Lg	TD	Snaps	Pct
Sep. 11	at Det	W	1/1	10	155	15.5	54	0	67	87%
Sep. 19	Min	W	1/1	5	69	13.8	23	0	64	88%
Sep. 25	at Was	W	1/1	5	85	17.0	38	1	56	80%
Oct. 2	Jax	W	1/1	5	95	19.0	31	0	70	85%
Oct. 9	at Ari	W	1/0	3	32	10.7	15	0	54	74%
Oct. 16	Dal	W	1/1	5	67	13.4	22	1	61	86%
Oct. 30	Pit	W	1/1	6	156	26.0	43	3	39	68%
Nov. 3	at Hou	W	1/1	4	59	14.8	31	1	56	86%
Nov. 14	Was	L	1/1	1	7	7.0	7	0	39	78%
Nov. 20	at Ind	W	1/1	5	60	12.0	29	0	60	88%
Nov. 27	GB	W	1/1	4	46	11.5	23	1	77	96%
Dec. 4	Ten	W	1/1	8	119	14.9	40t	2	60	82%
Dec. 11	at NYG	W	1/1	4	70	17.5	33t	1	58	85%
Dec. 18	at Chi	W	1/1	9	181	20.1	68	0	65	89%
Dec. 24	at Dal	L	1/1	6	103	17.2	48	0	65	92%
Jan. 1	NO									
Jan. 8	NYG									
Totals			15/14	80	1,304	16.2	68	10	891	85%

100+ YARD RECEIVING GAMES (18)		
Date	Opponent	Yds
12/18/22	at Chicago Bears (W, 25-20)	181
10/30/22	vs. Pittsburgh Steelers (W, 35-13)	156
9/11/22	at Detroit Lions (W, 38-35)	155
10/31/21	at Indianapolis Colts (W, 34-31)	155
10/25/20	vs. Pittsburgh Steelers (L, 24-27)	153
12/8/19	at Oakland Raiders (W, 42-21)	153
1/3/21	at Houston Texans (W, 41-38)	151
12/23/21	vs. San Francisco 49ers (W, 20-17)	145
1/22/22	vs. Cincinnati Bengals (AFC Div.) (L, 16-19)	142
11/24/19	vs. Jacksonville Jaguars (W, 42-20)	135
10/24/21	vs. Kansas City Chiefs (W, 27-3)	133
12/29/19	at Houston Texans (W, 35-14)	124
12/4/22	vs. Tennessee Titans (W, 35-10)	119
12/15/19	vs. Houston Texans (L, 21-24)	114
12/13/20	at Jacksonville Jaguars (W, 31-10)	112
12/24/22	at Dallas Cowboys (L, 34-40)	103
11/8/20	vs. Chicago Bears (W, 24-17)	101
9/8/19	at Cleveland Browns (W, 43-13)	100



2021 GAME-BY-GAME STATISTICS (TEN)										
Date	Opp		GP/S	Rec	Yds	Avg	Lg	TD	Snaps	Pct
Sep 12	Ari	L	1/1	4	49	12.3	19	1	52	81%
Sep 19	at Sea	W	1/1	3	43	14.3	15	0	74	84%
Sep 26	Ind	W	1/1	0	0	---	--	0	8	12%
Oct 3	at NYJ	L	0/0	INACTIVE						
Oct 10	at Jax	W	1/1	3	38	12.7	22	0	41	64%
Oct 18	Buf	W	1/1	7	91	13.0	22	0	42	79%
Oct 24	KC	W	1/1	8	133	16.6	46	1	42	62%
Oct 31	at Ind	W	1/1	10	155	15.5	57t	1	67	92%
Nov 7	at LAR	W	1/1	5	42	8.4	16	0	45	78%
Nov 14	NO	W	1/1	1	16	16.0	16	0	49	82%
Nov 21	Hou	L	1/1	5	48	9.6	11	0	42	52%
Nov 28	at NE	L	0/0	RESERVE/INJURED						
Dec 12	Jax	W	0/0	RESERVE/INJURED						
Dec 19	at Pit	L	0/0	RESERVE/INJURED						
Dec 23	SF	W	1/1	11	145	13.2	42	1	46	74%
Jan 2	Mia	W	1/1	2	41	20.5	25	0	40	63%
Jan 9	at Hou	W	1/1	4	68	17.0	24	1	56	82%
Totals			13/13	63	869	13.8	57t	5	604	51%
PLAYOFFS										
Jan 22	Cin	L	1/1	5	142	28.4	41	1	46	87%
Totals			1/1	5	142	28.4	41	1	46	87%

- ▶ Hauled in 4 catches for 70 yards and 1 TD ... Scored on a 33-yard TD reception in the 48-22 win vs. NYG (12/11/22)
- ▶ Totaled 119 yards on 8 catches (14.9 avg.) and hauled in 2 TD passes ... Caught TD passes of 29 and 40 yards in the 35-10 win vs. Ten. (12/4/22)
- ▶ Recorded 4 catches for 59 yards, including a 31-yard TD pass from **Jalen Hurts** in the 29-17 win at Hou. (11/3/22)
- ▶ Set career-highs with 156 receiving yards and 3 TDs on 6 catches in the 35-13 win over Pit. (10/30/22) ... Totaled 4 receptions of 25+ yards (39, 27, 29 and 43) and became the first Eagle to produce 3 receiving TDs of 25+ yards in a game since **Ben Hawkins** on 9/28/69 vs. Pittsburgh
- ▶ Hauled in 5 catches for 67 yards and 1 TD in the 26-17 win over Dal. (10/16/22) ... Caught a 15-yard TD pass from **Jalen Hurts** that put the Eagles up 14-0 in the second quarter
- ▶ Gained 95 yards on 5 catches (19.0 avg) in a 29-21 win over Jax. (10/2/22)
- ▶ Tallied 85 yards and 1 TD on 5 catches (17.0 avg.) in the 24-8 win at Was. (9/25/22) ... Recorded his first TD as an Eagle on a 9-yard pass from **Jalen Hurts** that gave the Eagles a 17-0 lead in the first half
- ▶ Caught 10 passes for a career-high-tying 155 yards (15.5 avg.) in the 38-35 victory at Det. (9/11/22) ... His 155 receiving yards are the 8th-most by any player in their team debut in NFL history, including the most in Eagles debut history ... Also marked the most receiving yards by an Eagle since **Alshon Jeffery** on 12/16/18 at L.A. Rams (160)

2021 SEASON - TITANS

- ▶ Led the team with 63 catches for 869 yards (13.8 avg.) and 5 TDs
- ▶ Established a Titans postseason record with 142 yards on 5 receptions (28.4 avg.) and 1 TD in the AFC Divisional game vs. Cin. (1/22/22)
- ▶ Logged a career-high 11 catches for 145 yards (13.2 avg.) and 1 TD in the win vs. SF (12/23/21) ... Became the third player in Titans history with 12+ games of 100+ receiving yards through three seasons
- ▶ Produced a career high in receiving yards (155) and tallied 10 catches (15.5 avg.) and 1 TD in the win at Ind. (10/31/21)

2020 GAME-BY-GAME STATISTICS (TEN)										
Date	Opp		GP/S	Rec	Yds	Avg	Lg	TD	Snaps	Pct
Sep 14	at Den	W	1/1	5	39	7.8	12	0	66	81%
Sep 20	Jax	W	0/0	INACTIVE						
Sep 27	at Min	W	0/0	INACTIVE						
Oct 13	Buf	W	1/0	7	82	11.7	16t	1	47	71%
Oct 18	Hou	W	1/1	5	58	11.6	18	2	63	84%
Oct 25	Pit	L	1/1	6	153	25.5	73t	1	53	93%
Nov 1	at Cin	L	1/1	4	24	6.0	9t	1	59	94%
Nov 8	Chi	W	1/1	4	101	25.3	40t	1	45	82%
Nov 12	Ind	L	1/0	1	21	21.0	21	0	49	75%
Nov 22	at Bal	W	1/1	4	62	15.5	25	1	57	81%
Nov 29	at Ind	W	1/1	4	98	24.5	69t	1	58	81%
Dec 6	Cle	L	1/1	4	87	21.8	40	0	63	86%
Dec 13	at Jax	W	1/1	7	112	16.0	37t	1	37	56%
Dec 20	Det	W	1/1	5	44	8.8	14	1	57	84%
Dec 27	at GB	L	1/1	4	43	10.8	12	0	42	76%
Jan 3	at Hou	W	1/1	10	151	15.1	52	1	64	90%
Totals			14/12	70	1,075	15.4	73t	11	760	71%
PLAYOFFS										
Jan 10	Bal	L	1/1	6	83	13.8	28	1	45	90%
Totals			1/1	6	83	13.8	28	1	45	90%

MULTI-TOUCHDOWN GAMES (5)		
Date	Opponent	TD
10/30/22	vs. Pittsburgh Steelers (W, 35-13)	3
12/4/22	vs. Tennessee Titans (W, 35-10)	2
10/18/20	vs. Houston Texans (W, 42-36)	2
12/8/19	at Oakland Raiders (W, 42-21)	2
9/29/19	at Atlanta Falcons (W, 24-10)	2

2020 SEASON - TITANS

- ▶ Named to his first career **Pro Bowl** after setting career highs in receptions (70), yards (1,075) and TDs (11) ... His 11 TDs tied **Drew Bennett** (2004) for the most by a Titan since 1997 ... Ranked 5th among NFL players in receiving TDs, trailing only **Davante Adams** (18), **Tyreek Hill** (15), **Adam Thielen** (14) and **Mike Evans** (13) ... Became the 11th NFL player with 1,000+ receiving yards in each of their first two seasons
- ▶ Had a season-high 10 catches for 151 yards and 1 TD at Hou. (1/3/21)
- ▶ Produced a season-best 153 yards with 1 TD vs. Pit. (10/25/20)
- ▶ Tied a career high with 2 receiving TDs in the win vs. Hou. (10/18/20) ... Became the first franchise player since the 1970 merger to record at least 10 receiving TDs in their first 20 career contests

2019 SEASON - TITANS

- ▶ Led his rookie class in receiving yards (1,051), receiving TDs (8) as well as total TDs (9) en route to PFWA **All-Rookie** Team honors ... Became the third rookie in Tennessee/Houston history to log 1,000+ receiving yards, joining **Ernest Givins** (1986) and **Bill Groman** (1960) ... Also finished 2nd in receiving average (20.2), behind **Mike Williams** (20.4)
- ▶ Registered a season-high 153 yards and tied his career high with 2 TDs in the win at Oak. (12/8/19) ... His 91-yard TD marked the 4th-longest reception in franchise history at the time
- ▶ Tallied 135 receiving yards and 1 TD vs. Jax. (11/24/19)
- ▶ Hauled in a career-high 2 TDs at Atl. (9/29/19)

2019 GAME-BY-GAME STATISTICS (TEN)										
Date	Opp		GP/S	Rec	Yds	Avg	Lg	TD	Snaps	Pct
Sep 8	at Cle	W	1/1	3	100	33.3	51	0	25	42%
Sep 15	Ind	L	1/1	3	25	8.3	11	0	27	46%
Sep 19	at Jax	L	1/1	1	4	4.0	4	0	39	49%
Sep 29	at Atl	W	1/0	3	94	31.3	55t	2	26	42%
Oct 6	Buf	L	1/1	2	27	13.5	14	0	37	64%
Oct 13	at Den	L	1/1	2	23	11.5	13	0	38	58%
Oct 20	LAC	W	1/0	6	64	10.7	16	0	39	63%
Oct 27	TB	W	1/0	2	11	5.5	8t	1	36	61%
Nov 3	at Car	L	1/0	4	81	20.3	35	0	50	69%
Nov 10	KC	W	1/1	1	17	17.0	17	0	47	94%
Nov 24	Jax	W	1/0	4	135	33.8	65t	1	37	70%
Dec 1	at Ind	W	1/1	3	45	15.0	16	0	53	90%
Dec 8	at Oak	W	1/1	5	153	30.6	91t	2	51	84%
Dec 15	Hou	L	1/1	8	114	14.3	60	1	62	91%
Dec 22	NO	L	1/1	1	34	34.0	34	0	62	100%
Dec 29	at Hou	W	1/1	4	124	31.0	51t	1	49	79%
Totals			16/11	52	1,051	20.2	91t	8	678	69%
PLAYOFFS										
Jan 4	at NE	W	1/1	1	4	4.0	4	0	59	97%
Jan 11	at Bal	W	1/1	1	9	9.0	9	0	44	83%
Jan 19	at KC	L	1/1	3	51	17.0	37	0	61	92%
Totals			3/3	5	64	12.8	37	0	164	90%

COLLEGE HIGHLIGHTS

- ▶ Played collegiately at Ole Miss, where he left as the program's all-time leading receiver with 2,984 yards ... Also ranked 3rd in school history in receptions (189) and 5th in receiving TDs (19)
- ▶ Earned All-America and first-team All-SEC honors as a junior in 2018, when he set Rebels single-season records in yards (1,320) and receptions (85) and combined for 6 TDs ... Led the conference and ranked in the Top 10 nationally in yards per game (110.0) and receptions
- ▶ Received All-America and All-SEC recognition as a sophomore in 2017 after tying the school's single-season record for TDs (11) while producing 1,252 yards on 75 catches ... Led the SEC and ranked 10th in the country in receiving yards ... Also led the conference and ranked 11th nationally in TDs ... Became just the third receiver in Ole Miss history to register more than 1,000 yards in a season

PERSONAL

- ▶ Prepped at Starkville (MS) High School ... Racked up 83 receptions for 1,371 yards and 13 TDs during his senior season to lead Starkville to a 6A state championship ... Named first-team all-state by *USA Today*, *The Clarion-Ledger* and the Mississippi Association of Coaches
- ▶ Majored in general studies with an emphasis in education, journalism and legal studies during his time at Ole Miss

TRANSACTIONS

- ▶ **2019** - Drafted by TEN in 2nd round (51st overall) ... **11/27/21** - Placed on Reserve/Injured ... **12/23/21** - Activated from Reserve/Injured ... **4/28/22** - Acquired by PHI from TEN in exchange for 2022 1st-round draft choice and 2022 3rd-round draft choice





GRANT CALCATERRA

TIGHT END | 81



(pronounced cal-cuh-TARE-uh)

Height: 6-4 **Weight:** 240 **DOB:** Dec. 4, 1998 (Age 24)
NFL Experience: Rookie (1st with Eagles) **Draft:** D6b-22 (198th overall) by PHI
College: Southern Methodist **Hometown (HS):** Rancho Santa Margarita, CA (Santa Margarita Catholic)

CAREER STATISTICS									
			RECEIVING					OFF SNAPS	
Year	Team	GP/S	Rec	Yds	Avg	Lg	TD	No	Pct
2022	Philadelphia	13/2	5	81	16.2	40	0	216	21%
Totals		13/2	5	81	16.2	40	0	---	---

CAREER HIGHS		
Receptions	2	12/11/22 at NYG
Receiving Yards	40	9/25/22 at Was.
Receiving Long	40	9/25/22 at Was.
Receiving TDs	--	---

Nicknames: "My dad called me 'Boomer' when I was a kid and then in college it was 'Scrappy.'" ... **Desired talent:** "I wish I could play an instrument, something basic like piano. I mess around with the ukulele sometimes." ... **Somewhere he would like to visit:** "Alaska. I feel like it's untouched and I love the outdoors." ... **Favorite movie:** *Forrest Gump* ... **Favorite TV show:** *The Office* ... **Favorite music band:** "The Growlers. They're really unheard of, but they're from back in my hometown." ... **Favorite food:** Italian food

2022 GAME-BY-GAME STATISTICS (PHI)									
Date	Opp	GP/S	Rec	Yds	Avg	Lg	TD	Snap	Pct
Sep. 11	at Det	W 0/0	INACTIVE						
Sep. 19	Min	W 0/0	INACTIVE						
Sep. 25	at Was	W 1/0	1	40	40.0	40	0	17	24%
Oct. 2	Jax	W 1/0	0	0	---	--	0	11	13%
Oct. 9	at Ari	W 1/1	0	0	---	--	0	10	14%
Oct. 16	Dal	W 1/0	0	0	---	--	0	7	10%
Oct. 30	Pit	W 1/0	0	0	---	--	0	12	21%
Nov. 3	at Hou	W 1/0	0	0	---	--	0	7	11%
Nov. 14	Was	L 1/0	0	0	---	--	0	7	14%
Nov. 20	at Ind	W 1/0	0	0	---	--	0	19	28%
Nov. 27	GB	W 1/0	1	-2	-2.0	-2	0	23	29%
Dec. 4	Ten	W 1/0	1	19	19.0	19	0	28	38%
Dec. 11	at NYG	W 1/1	2	24	12.0	13	0	39	57%
Dec. 18	at Chi	W 1/0	0	0	---	--	0	29	40%
Dec. 24	at Dal	L 1/0	0	0	---	--	0	7	10%
Jan. 1	NO								
Jan. 8	NYG								
Totals		13/2	5	81	16.2	40	0	216	21%

BIRDSEED

- ▶ Briefly retired from football following the 2019 season after sustaining multiple concussions ... During his time away from the game, pursued a career as a firefighter while also working in construction ... Attended EMT classes as well as fire technology school and was then hired as an EMT ... However, one day before he was set to begin, he decided to return to football after receiving favorable feedback from doctors
- ▶ Supported National Fallen Firefighters Foundation through the NFL's *My Cause My Cleats* initiative ... The National Fallen Firefighters Foundation honors fallen fire heroes by providing support for families and friends while working to reduce firefighter death and injury
- ▶ Played with **Jalen Hurts** at Oklahoma during the 2019 season
- ▶ Is a triplet ... Has a twin brother, Andrew, and sister, Claire, who played soccer at Kansas State ... Also has an older brother, Nick

2022 SEASON - EAGLES

- ▶ Logged 40 yards on his first career reception in the 24-8 win at Was. (9/25/22) ... Marked the longest reception by a TE in their NFL debut since **Will Dissly** on 9/9/18 at Denver with Seattle (66 yards)

COLLEGE HIGHLIGHTS

- ▶ Played collegiately at Southern Methodist (2021) and Oklahoma (2017-19) ... Totaled 1,102 yards and 13 TDs on 79 catches (13.9 avg.)
- ▶ Earned second-team All-AAC honors after posting career highs in receiving yards (465) and receptions (38) at SMU in 2021
- ▶ Received first-team All-Big 12 accolades as a sophomore at Oklahoma after registering 26 catches for 396 yards and a career-high 6 TDs ... Produced 162 yards and 3 TDs on 10 receptions during his freshman campaign, collecting All-Big 12 honorable mention

PERSONAL

- ▶ A four-star recruit at Santa Margarita Catholic (CA) High School ... Produced 958 yards and 8 TDs on 57 receptions as a senior and had 48 catches for 926 yards and 9 TDs during his junior season ... Also competed in basketball, volleyball and lacrosse in high school
- ▶ Majored in communications at Oklahoma

TRANSACTIONS

- ▶ **2022** - Drafted by PHI in 6th round (198th overall)





ANDRE CHACHERE (PS)

SAFETY | 21

(pronounced SASH-er-ay)

Height: 6-0 Weight: 197 DOB: Feb. 10, 1996 (Age 26)

NFL Experience: 2nd Year (2nd with Eagles) Draft: UDFA-18 by HOU Acquired: W-Ind-21

College: San Jose State Hometown (HS): San Fresno, CA (Clovis West)



CAREER STATISTICS

Year	Team	GP/S	TACKLES				PASS RUSH			INTERCEPTIONS					FUMBLES		DEF SNAPS	
			Total	Solo	Asst	TFL	Sacks	QBH	QBP	Int	Yds	Lg	TD	PD	FF	FR	No	Pct
2018	Detroit	0/0	0	0	0	0	0.0	0	0	0	0	--	0	0	0	0	0	0%
2019	Arizona	0/0	0	0	0	0	0.0	0	0	0	0	--	0	0	0	0	0	0%
2021	Philadelphia	16/1	10	8	2	1	0.0	0	0	0	0	--	0	0	0	0	118	10%
2022	Philadelphia	7/0	2	1	1	0	0.0	0	0	0	0	--	0	0	0	0	10	1%
Totals		23/1	12	9	3	1	0.0	0	0	0	0	--	0	0	0	0	---	---

PLAYOFFS

2021	Philadelphia	0/0	0	0	0	0	0.0	0	0	0	0	--	0	0	0	0	0	0%
Totals		0/0	0	0	0	0	0.0	0	0	0	0	--	0	0	0	0	---	---

ADDITIONAL STATISTICS

Special Teams Tackles: 8 - 2021 (5), 2022 (3)

CAREER HIGHS

Tackles	5	1/8/22 vs. Dal.
Sacks	--	---
INTs	--	---
PDs	--	---
FFs	--	---
FRs	--	---

Nickname: Dre ... **Guilty pleasure:** "Any dessert. I love dessert, literally anything. Cereal is big too. I'll eat cereal at like 12 o'clock at night." ... **Pregame ritual:** "I call my wife and kids before the game, then I call my little brother, and then I call my parents, in that order, every time." ... **Favorite movie:** *This Is The End* ... **Favorite TV show:** *Game of Thrones* ... **Favorite music artist:** Kid Cudi



BIRDSEED

- ▶ Has represented the Marjaree Mason Center through the league's *My Cause My Cleats* initiative ... The center supports and empowers adults and their children affected by domestic violence and aims to prevent and end the cycle of abuse through education and advocacy ... Also supported Reading Heart, a nonprofit program that provides books to children in hospitals and areas with limited access to books

2022 SEASON - EAGLES



2021 SEASON - EAGLES

- ▶ Finished with the 2nd-most special teams snaps (322) on the Eagles, behind **Zech McPhearson** (325) ... Recorded 5 special teams tackles ... Also posted 10 tackles (8 solo) and 1 PD in 118 defensive snaps

COLLEGE HIGHLIGHTS

- ▶ Saw action in 49 career games (32 starts) at San Jose State, producing 122 tackles (93 solo), 27 PDs, 14 TFLs, 7 INTs and 1.0 sacks
- ▶ Logged a career high in tackles (46) while adding 5 PDs, 1 INT and 1 FR in 2017 ... Named first-team All-Mountain West after ranking 4th in the NCAA FBS in PDs (14) and amassing a team-high 4 INTs in 2016

PERSONAL

- ▶ Attended Clovis West (CA) High School ... A two-time first-team All-Tri River Athletic Conference selection ... Also lettered in basketball
- ▶ His father, Derrick, played seven years in the Arena Football League

2022 GAME-BY-GAME STATISTICS (PHI)												
Date	Opp		GP/S	Tot	Solo	Sk	Int	PD	FF	FR	Snap	Pct
Sep 11	at Det	W	---	EAGLES PRACTICE SQUAD								
Sep 19	Min	W	---	EAGLES PRACTICE SQUAD								
Sep 25	at Was	W	---	EAGLES PRACTICE SQUAD								
Oct 2	Jax	W	1/0	0	0	0.0	0	0	0	0	0	0%
Oct 9	at Ari	W	1/0	1	1	0.0	0	0	0	0	0	0%
Oct 16	Dal	W	1/0	0	0	0.0	0	0	0	0	0	0%
Oct 30	Pit	W	---	EAGLES PRACTICE SQUAD								
Nov 3	at Hou	W	---	EAGLES PRACTICE SQUAD								
Nov 14	Was	L	1/0	0	0	0.0	0	0	0	0	0	0%
Nov 20	at Ind	W	1/0	0	0	0.0	0	0	0	0	0	0%
Nov 27	GB	W	1/0	0	0	0.0	0	0	0	0	0	0%
Dec 4	Ten	W	1/0	1	0	0.0	0	0	0	0	10	18%
Dec 11	at NYG	W	---	EAGLES PRACTICE SQUAD								
Dec 18	at Chi	W	---	EAGLES PRACTICE SQUAD								
Dec 24	at Dal	L	---	EAGLES PRACTICE SQUAD								
Jan 1	NO											
Jan 8	NYG											
Totals			7/0	2	1	0.0	0	0	0	0	10	1%



TRANSACTIONS

- 2018 - Signed by HOU as UDFA ... 9/1/18 - Waived by HOU ... 9/2/18
- Signed by HOU to practice squad ... 11/20/18 - Released by HOU from practice squad ... 11/21/18 - Signed by DET to practice squad ... 12/29/18 - Signed by DET to active roster from practice squad ... 8/30/19 - Waived by DET ... 9/11/19 - Signed by ARI to practice squad ... 10/11/19 - Released by ARI from practice squad ... 10/21/19 - Signed by CAR to practice squad ... 12/18/19 - Signed by ARI from CAR practice squad ... 5/12/20 - Waived by ARI ... 8/23/20 - Signed by IND ... 9/5/20 - Waived by IND ... 9/6/20 - Signed by IND to practice squad ... 1/10/21 - Signed by IND to reserve/future contract ... 9/1/21 - Waived by IND ... 9/2/21 - Claimed off waivers by PHI ... 12/27/21 - Placed on Reserve/COVID-19 ... 1/3/22 - Activated from Reserve/COVID-19 ... 3/15/22 - Agreed to terms with PHI on 1-year contract ... 8/30/22 - Waived by PHI ... 8/31/22 - Signed by PHI to practice squad ... 10/1/22 - Elevated by PHI from practice squad for Week 4 vs. Jacksonville ... 10/8/22 - Elevated by PHI from practice squad for Week 5 at Arizona ... 10/15/22 - Elevated by PHI from practice squad for Week 6 vs. Dallas ... 11/8/22 - Signed by PHI to active roster from practice squad ... 12/6/22 - Waived by PHI ... 12/8/22 - Signed by PHI to practice squad

2021 GAME-BY-GAME STATISTICS (PHI)												
Date	Opp		GP/S	Tot	Solo	Sk	Int	PD	FF	FR	Snaps	Pct
Sep 12	at Atl	W	1/0	0	0	0.0	0	0	0	0	0	0%
Sep 19	SF	L	1/0	0	0	0.0	0	0	0	0	0	0%
Sep 27	at Dal	L	1/0	0	0	0.0	0	0	0	0	0	0%
Oct 3	KC	L	1/0	0	0	0.0	0	0	0	0	0	0%
Oct 10	at Car	W	1/0	0	0	0.0	0	0	0	0	0	0%
Oct 14	TB	L	1/0	0	0	0.0	0	0	0	0	0	0%
Oct 24	at LV	L	1/0	0	0	0.0	0	0	0	0	1	2%
Oct 31	at Det	W	1/0	0	0	0.0	0	0	0	0	19	31%
Nov 7	LAC	L	1/0	4	3	0.0	0	0	0	0	11	16%
Nov 14	at Den	W	1/0	0	0	0.0	0	0	0	0	0	0%
Nov 21	NO	W	1/0	0	0	0.0	0	0	0	0	0	0%
Nov 28	at NYG	L	1/0	0	0	0.0	0	0	0	0	0	0%
Dec 5	at NYJ	W	1/0	0	0	0.0	0	0	0	0	0	0%
Dec 21	Was	W	1/0	0	0	0.0	0	0	0	0	0	0%
Dec 26	NYG	W	1/0	1	0	0.0	0	0	0	0	25	33%
Jan 2	at Was	W	0/0	RESERVE/COVID-19								
Jan 8	Dal	L	1/1	5	5	0.0	0	0	0	0	62	100%
Totals			16/1	10	8	0.0	0	0	0	0	118	10%
PLAYOFFS												
Jan 16	at TB	L	0/0	INACTIVE								
Totals			0/0	0	0	0.0	0	0	0	0	0	0%

2019 GAME-BY-GAME STATISTICS (ARI & CAR)												
Date	Opp		GP/S	Tot	Solo	Sk	Int	PD	FF	FR	Snap	Pct
NOT ON NFL ROSTER												
SIGNED BY ARI TO PRACTICE SQUAD (9/11/19)												
Sep 15	at Bal	L	0/0	INACTIVE								
Set. 22	Car	L	---	CARDINALS PRACTICE SQUAD								
Sep. 29	Sea	L	---	CARDINALS PRACTICE SQUAD								
Oct. 6	at Cin	W	---	CARDINALS PRACTICE SQUAD								
WAIVED BY ARI (10/11/19); SIGNED BY CAR TO PRACTICE SQUAD (9/21/19)												
Oct. 27	at SF	W	---	PANTHERS PRACTICE SQUAD								
Nov. 3	Ten	L	---	PANTHERS PRACTICE SQUAD								
Nov. 10	at GB	W	---	PANTHERS PRACTICE SQUAD								
Nov. 17	Atl	L	---	PANTHERS PRACTICE SQUAD								
Nov. 24	at NO	L	---	PANTHERS PRACTICE SQUAD								
Dec. 1	Was.	L	---	PANTHERS PRACTICE SQUAD								
Dec. 8	at Atl	L	---	PANTHERS PRACTICE SQUAD								
Dec. 15	Sea	L	---	PANTHERS PRACTICE SQUAD								
SIGNED BY ARI FROM CAR PRACTICE SQUAD (12/18/19)												
Dec. 22	at Sea	W	0/0	INACTIVE								
Dec. 29	at LAR	L	0/0	INACTIVE								
Totals			0/0	0	0	0.0	0	0	0	0	0	0%



2018 GAME-BY-GAME STATISTICS (HOU & DET)												
Date	Opp		GP/S	Tot	Solo	Sk	Int	PD	FF	FR	Snap	Pct
Sep. 9	at NE	L	---	TEXANS PRACTICE SQUAD								
Sep. 16	at Ten	L	---	TEXANS PRACTICE SQUAD								
Sep 23	NYG	L	---	TEXANS PRACTICE SQUAD								
Sep 30	at Ind	w	---	TEXANS PRACTICE SQUAD								
Oct. 7	Dal	w	---	TEXANS PRACTICE SQUAD								
Oct. 14	Buf	w	---	TEXANS PRACTICE SQUAD								
Oct. 21	at Jax	w	---	TEXANS PRACTICE SQUAD								
Oct 25	Mia	w	---	TEXANS PRACTICE SQUAD								
Nov. 4	at Den	w	---	TEXANS PRACTICE SQUAD								
Nov. 18	at Was	w	---	TEXANS PRACTICE SQUAD								
RELEASED BY HOU (11/20/18); SIGNED BY DET TO PRACTICE SQUAD (11/21/18)												
Nov. 22	Chi	L	---	LIONS PRACTICE SQUAD								
Dec. 2	LAR	L	---	LIONS PRACTICE SQUAD								
Dec. 9	at Ari	W	---	LIONS PRACTICE SQUAD								
Dec. 16	at Buf	L	---	LIONS PRACTICE SQUAD								
Dec. 23	Min	L	---	LIONS PRACTICE SQUAD								
Dec. 30	at GB	W	0/0	DID NOT PLAY								
Totals			0/0	0	0	0.0	0	0	0	0	0	0%





BRITAIN COVEY

WIDE RECEIVER | 18

(pronounced CUHV-ee)

Height: 5-8 Weight: 173 DOB: March 18, 1997 (Age 25)

NFL Experience: Rookie (1st with Eagles) Draft: UDFA-22 by PHI

College: Utah Hometown (HS): Provo, UT (Timpview)



CAREER STATISTICS

Year	Team	GP/S	RECEIVING					OFF SNAPS	
			Rec	Yds	Avg	Lg	TD	No	Pct
2022	Philadelphia	15/0	0	0	---	---	0	19	2%
Totals		15/0	0	0	---	---	0	---	---

ADDITIONAL STATISTICS

Punt Returns: 30-271 - 2022 (30-271) Fumbles/Lost: 2/0 - 2022 (2/0)

Special Teams FRs: 2 - 2022 (2) Kickoff Returns: 10-206 - 2022 (10-206)

CAREER HIGHS

Receptions	--	---
Receiving Yards	--	---
Receiving Long	--	---
Receiving TDs	--	---

First job: Mowing lawns ... **Surprisingly good at:** "Golf. I'm like a three or four handicap right now." ... **Desired talent:** "Singing. An unknown fact about me is that I love musical theater. I love plays, drama, and Broadway. If I wasn't playing football, I would be doing that... if I could sing, of course." ... **Famous relative:** "My grandpa, Stephen Covey, is an author. He wrote *The 7 Habits of Highly Effective People*." ... **Favorite athlete:** Tiger Woods ... **Favorite movie:** *Warrior* ... **Favorite TV show:** *Parks and Recreation* ... **Favorite food:** "My wife's white bean chili or my wife's chicken tacos with avocado lime sauce on it."



BIRDSEED

- Uses his platform to raise awareness for Bridle Up Hope, a foundation that was established in memory of his cousin, Rachel, who tragically passed away after a battle with depression ... Also lost another cousin, Jenna, to suicide a few years after Rachel ... Bridle Up Hope combines equestrian training, a past-time loved by Rachel, with life skills development, services at the barn, as well as self-renewal activities to provide a transformational experience for young women to recognize their self-worth ... Dedicated NIL resources to support the organization
- His grandfather, Stephen R. Covey, wrote the best-selling book, *The 7 Habits of Highly Successful People*, which sold more than 40 million copies worldwide ... Considers his grandfather one of his biggest influences and strives to exemplify the principles in his book
- His father, brother and uncle each played football at BYU ... Grew up only two miles from BYU's LaVell Edwards Stadium, where almost his entire family owned season tickets ... Generations of relatives attended BYU, but that trend changed with a scholarship offer from Utah ... BYU did offer, but it came late in the process, so his family then converted to the rivals of their once-beloved school ... Notably, his grandfather, Stephen R. Covey, earned degrees from BYU, Utah and Harvard
- A devout member of The Church of Jesus Christ of Latter-Day Saints, embarked on a mission trip in Chile after a promising start to his football career ... Reflects on the mission as the best two years of his life ... Returned two years later and continued to have success

2022 SEASON - EAGLES



COLLEGE HIGHLIGHTS

- Played collegiately at Utah (2015, '18-21), where he received five All-Pac-12 honors, including four as a returner (first-team in 2018, '20, '21) and one as a WR (honorable mention in 2020) ... Also earned All-America accolades following the 2015, '20 and '21 seasons
- Amassed 2,011 receiving yards with 11 TDs, 1,092 punt return yards (school record) with 4 TDs, 838 kickoff return yards with 1 TD, 300 rushing yards and 71 passing yards with 2 TDs in 47 career games (23 starts) ... Ranked among the Top 10 in program history in punt returns (92, 2nd), receptions (184, 2nd), all-purpose yards (4,241, 3rd) and receiving yards (6th) ... Led Utah in receiving yards in 2015, '18 and '20

PERSONAL

- Attended Timpview (UT) High School, where he compiled almost 7,400 yards of total offense ... Ranked 4th in Utah state history with 111 TDs responsible for in less than two years playing QB ... Led Timpview to back-to-back 4A state championships, winning 26 consecutive games at QB ... Voted a two-time Utah Valley Football Player of the Year
- Threw for 2,602 yards and 30 TDs and rushed for 1,640 yards and 26 TDs as a senior, earning 2014 Region 8 MVP, Utah 4A Mr. Football and first-team all-state honors ... During his junior campaign, totaled 1,890 passing yards with 26 TDs and 1,264 rushing yards with 18 TDs
- Also played basketball, soccer and ran track at Timpview

2022 GAME-BY-GAME STATISTICS (PHI)										
Date	Opp		GP/S	Rec	Yds	Avg	Lg	TD	Snaps	Pct
Sep. 11	at Det	W	1/0	0	0	---	--	0	0	0%
Sep. 19	Min	W	1/0	0	0	---	--	0	0	0%
Sep. 25	at Was	W	1/0	0	0	---	--	0	0	0%
Oct. 2	Jax	W	1/0	0	0	---	--	0	0	0%
Oct. 9	at Ari	W	1/0	0	0	---	--	0	0	0%
Oct. 16	Dal	W	1/0	0	0	---	--	0	0	0%
Oct. 30	Pit	W	1/0	0	0	---	--	0	4	7%
Nov. 3	at Hou	W	1/0	0	0	---	--	0	1	2%
Nov. 14	Was	L	1/0	0	0	---	--	0	0	0%
Nov. 20	at Ind	W	1/0	0	0	---	--	0	0	0%
Nov. 27	GB	W	1/0	0	0	---	--	0	0	0%
Dec. 4	Ten	W	1/0	0	0	---	--	0	9	12%
Dec. 11	at NYG	W	1/0	0	0	---	--	0	5	7%
Dec. 18	at Chi	W	1/0	0	0	---	--	0	0	0%
Dec. 24	at Dal	L	1/0	0	0	---	--	0	0	0%
Jan. 1	NO									
Jan. 8	NYG									
Totals			15/0	0	0	---	--	0	19	2%



TRANSACTIONS

► **2022** - Signed by PHI as UDFA ... **8/30/22** - Waived by PHI ... **8/31/22** - Signed by PHI to practice squad ... **9/10/22** - Elevated by PHI from practice squad for Week 1 at Detroit ... **9/19/22** - Elevated by PHI from practice squad for Week 2 vs. Minnesota ... **9/24/22** - Elevated by PHI from practice squad for Week 3 at Washington ... **10/1/22** - Signed by PHI to active roster from practice squad



FLETCHER COX
DEFENSIVE TACKLE | 91



Height: 6-4 Weight: 310 DOB: Dec. 13, 1990 (Age 32)
NFL Experience: 11th Year (11th with Eagles) Draft: D1-12 (12th overall) by PHI
College: Mississippi State Hometown (HS): Yazoo City, MS (Yazoo City)

SUPER BOWL CHAMPION: 2017 (LII) ALL-DECADE: 2010s ALL-PRO: 2014, '15, '17, '18 PRO BOWL: 2016, '17, '18, '19, '20, '21 ALL-ROOKIE: 2012

CAREER STATISTICS																		
			TACKLES				PASS RUSH			INTERCEPTIONS					FUMBLES		DEF SNAPS	
Year	Team	GP/S	Total	Solo	Asst	TFL	Sacks	QBH	QBP	Int	Yds	Lg	TD	PD	FF	FR	No	Pct
2012	Philadelphia	15/9	39	32	7	8	5.5	10	N/A	0	0	--	0	3	1	0	509	49%
2013	Philadelphia	16/16	41	29	12	4	3.0	9	N/A	0	0	--	0	1	0	1	882	73%
2014	Philadelphia	16/16	61	48	13	8	4.0	7	N/A	0	0	--	0	0	1	3	921	80%
2015	Philadelphia	16/16	71	50	21	11	9.5	20	N/A	0	0	--	0	2	3	2	983	81%
2016	Philadelphia	16/16	43	27	16	9	6.5	14	41	0	0	--	0	2	1	1	773	76%
2017	Philadelphia	14/14	26	15	11	5	5.5	17	45	0	0	--	0	2	1	2	608	59%
2018	Philadelphia	16/16	46	33	13	12	10.5	34	61	0	0	--	0	1	1	1	830	80%
2019	Philadelphia	16/16	40	26	14	5	3.5	10	36	0	0	--	0	2	3	1	814	79%
2020	Philadelphia	15/15	41	28	13	9	6.5	9	20	0	0	--	0	1	1	0	746	68%
2021	Philadelphia	16/16	35	25	10	7	3.5	12	42	0	0	--	0	0	2	1	749	66%
2022	Philadelphia	15/15	39	21	18	6	6.0	10	29	0	0	--	0	0	1	1	629	65%
Totals		171/165	482	334	148	84	64.0	152	---	0	0	--	0	14	15	13	---	---
PLAYOFFS																		
2013	Philadelphia	1/1	3	3	0	0	0.0	0	N/A	0	0	--	0	0	0	0	61	85%
2017	Philadelphia	3/3	11	9	2	2	1.0	6	10	0	0	--	0	0	0	0	178	86%
2018	Philadelphia	2/2	5	3	2	1	0.0	1	3	0	0	--	0	0	0	0	96	68%
2019	Philadelphia	1/1	6	3	3	2	0.0	1	1	0	0	--	0	0	1	0	53	83%
2021	Philadelphia	1/1	3	1	2	1	0.0	0	3	0	0	--	0	0	0	0	58	79%
Totals		8/8	28	19	9	6	1.0	8	---	0	0	--	0	0	1	0	---	---
ADDITIONAL STATISTICS																		
Fumble Recovery TDs: 3 - 2014 (1), 2017 (1), 2021 (1)																		

CAREER HIGHS		
Tackles	11	12/7/14 vs. Sea.
Sacks	3.0	2x, last: 12/30/18 at Was.
INTs	--	---
PDs	1	14x, last: 10/18/20 vs. Bal.
FFs	2	10/11/15 vs. NO
FRs	1	12x, last: 9/27/21 at Dal.



- CAREER HIGHLIGHTS
- ▶ An integral member of Philadelphia’s 2017 **Super Bowl LII**-winning defense who was also named to the **NFL 2010s All-Decade Team**
 - ▶ A four-time **All-Pro** selection (2014, ‘15, ‘17, ‘18), including first-team accolades in 2018 after registering a career-high 10.5 sacks
 - ▶ Has earned six career **Pro Bowl** appearances (2016, ‘17, ‘18, ‘19, ‘20, ‘21), which are the most ever by an Eagles DT ... Only **Chuck Bednarik** (eight), **Brian Dawkins** (seven), **Jason Peters** (seven) and **Reggie White** (seven) have collected more Pro Bowls with the team
 - ▶ Selected to the PFWA **All-Rookie** Team in 2012

- BIRDSEED
- ▶ Owns a drag racing team that competes in professional events around the country ... Fell in love with fixing up old cars at a young age
 - ▶ His late brother, Shaddrick, owned an auto shop back in their hometown of Yazoo City, MS, and would often taken him to speedways ... Shaddrick passed down a Golddust Mustang to Fletcher, who then installed a new power plant in the car and converted it into a successful racing vehicle ... Considers Shaddrick his biggest influence

2022 GAME-BY-GAME STATISTICS (PHI)												
Date	Opp		GP/S	Tot	Solo	Sk	Int	PD	FF	FR	Snaps	Pct
Sep 11	at Det	W	1/1	2	1	0.5	0	0	0	0	39	57%
Sep 19	Min	W	1/1	3	1	1.0	0	0	1	0	40	66%
Sep 25	at Was	W	1/1	3	1	1.5	0	0	0	0	36	47%
Oct 2	Jax	W	1/1	1	0	0.0	0	0	0	1	35	74%
Oct 9	at Ari	W	1/1	0	0	0.0	0	0	0	0	48	70%
Oct 16	Dal	W	1/1	4	1	0.0	0	0	0	0	50	75%
Oct 30	Pit	W	1/1	3	2	0.0	0	0	0	0	44	58%
Nov 3	at Hou	W	1/1	4	2	0.0	0	0	0	0	42	70%
Nov 14	Was	L	1/1	7	3	0.0	0	0	0	0	70	84%
Nov 20	at Ind	W	1/1	2	1	0.0	0	0	0	0	48	74%
Nov 27	GB	W	1/1	2	2	1.0	0	0	0	0	31	63%
Dec 4	Ten	W	1/1	2	1	1.0	0	0	0	0	27	49%
Dec 11	at NYG	W	1/1	4	4	1.0	0	0	0	0	29	45%
Dec 18	at Chi	W	1/1	0	0	0.0	0	0	0	0	40	68%
Dec 24	at Dal	L	1/1	2	2	0.0	0	0	0	0	50	68%
Jan 1	NO											
Jan 8	NYG											
Totals			15/15	39	21	6.0	0	0	1	1	629	65%

NOTES TO KNOW

- ▶ Ranks 5th on the franchise’s all-time sacks list (64.0, most by a DT), trailing only **Reggie White** (124.0, 1985-92), **Trent Cole** (85.5, 2005-14), **Clyde Simmons** (76.0, 1986-93) and **Brandon Graham** (68.0)
- ▶ Has played in 171 career regular-season games which is tied for the 3rd-most ever by a defensive player in franchise history (most by a DT) ... He is trailing **Brian Dawkins** (183, 1996-2008) and **Brandon Graham** (176)
- ▶ Is tied with **Seth Joyner** (1986-93) for the most fumble recovery TDs (3) in Eagles history ... Also tied for the 3rd-most ever by an NFL DL, behind **Jason Taylor** (6, 1997-2011) and **Osi Umenyiora** (4, 2003-14)

2022 SEASON - EAGLES

- ▶ Notched 4 tackles, 2 QB hits, 1 TFL and 1.0 sack in the 48-22 win at NYG (12/11/22)
- ▶ Totaled 2 tackles and 1.0 sack in the 35-10 win vs. Ten. (12/4/22)
- ▶ Sacked Packers QB **Aaron Rodgers** one time in the 40-33 win over GB (11/27/22)
- ▶ Brought down Commanders QB **Carson Wentz** 1.5 times in the 24-8 victory at Was. (9/25/22) ... Contributed to the Eagles’ 9.0-sack performance (T-4th-most in team history) ... Finished with 3 tackles
- ▶ Strip-sacked Vikings QB **Kirk Cousins** in the win vs. Min. (9/19/22)
- ▶ Combined with **Brandon Graham** on a third-down split-sack of Lions QB Jared Goff in the fourth quarter of the 38-35 win at Det. (9/11/22)

2021 SEASON - EAGLES

- ▶ Produced 35 tackles (25 solo), including 7 TFLs, with 42 pressures, 12 QB hits, 3.5 sacks, 2 FFs and 1 FR ... Tallied his most pressures and QB hits since recording career highs in each category in 2018
- ▶ Posted a season-high 2.0 sacks and 1 FF in the 27-17 victory vs. Was. (12/21/21) ... Strip-sacked QB **Garrett Gilbert** in the fourth quarter
- ▶ Recovered a fumble by Cowboys QB **Dak Prescott** (forced by **Javon Hargrave**) in the end zone for a TD at Dal. (9/27/21)

2021 GAME-BY-GAME STATISTICS (PHI)												
Date	Opp		GP/S	Tot	Solo	Sk	Int	PD	FF	FR	Snaps	Pct
Sep 12	at Atl	W	1/1	0	0	0.0	0	0	0	0	41	57%
Sep 19	SF	L	1/1	4	3	0.0	0	0	0	0	51	73%
Sep 27	at Dal	L	1/1	1	0	0.0	0	0	0	1	44	57%
Oct 3	KC	L	1/1	0	0	0.0	0	0	0	0	46	69%
Oct 10	at Car	W	1/1	2	1	1.0	0	0	0	0	51	72%
Oct 14	TB	L	1/1	2	1	0.0	0	0	0	0	61	81%
Oct 24	at LV	L	1/1	2	2	0.0	0	0	0	0	56	85%
Oct 31	at Det	W	1/1	1	1	0.0	0	0	0	0	27	44%
Nov 7	LAC	L	1/1	3	3	0.0	0	0	0	0	57	83%
Nov 14	at Den	W	1/1	1	1	0.0	0	0	0	0	46	79%
Nov 21	NO	W	1/1	3	2	0.0	0	0	1	0	50	77%
Nov 28	at NYG	L	1/1	2	2	0.0	0	0	0	0	44	73%
Dec 5	at NYJ	W	1/1	4	2	0.0	0	0	0	0	44	75%
Dec 21	Was	W	1/1	3	2	2.0	0	0	1	0	39	71%
Dec 26	NYG	W	1/1	3	3	0.0	0	0	0	0	40	53%
Jan 2	at Was	W	1/1	4	2	0.5	0	0	0	0	52	83%
Jan 8	Dal	L	0/0	RESERVE/COVID-19								
Totals			16/16	35	25	3.5	0	0	2	1	749	66%
PLAYOFFS												
Jan 16	at TB	L	1/1	3	1	0.0	0	0	0	0	58	79%
Totals			1/1	3	1	0.0	0	0	0	0	58	79%

Favorite meal: His mom’s baked beans, mac and cheese, grilled chicken and pork chops ... **Best player he has ever faced:** Cowboys T Tyron Smith ... **If he could play another sport, what position/team:** First baseman, New York Yankees ... **First jersey owned:** LaDanian Tomlinson, San Diego Chargers ... **Three favorite throwback jerseys:** Michael Jordan, Chicago Bulls; Ronnie Lott, San Francisco 49ers; Ken Griffey Jr., Cincinnati Reds



2020 GAME-BY-GAME STATISTICS (PHI)												
Date	Opp		GP/S	Tot	Solo	Sk	Int	PD	FF	FR	Snaps	Pct
Sep 13	at Was	L	1/1	2	2	0.0	0	0	0	0	57	81%
Sep 20	LAR	L	1/1	4	3	0.0	0	0	0	0	48	70%
Sep 27	Cin	T	1/1	2	2	1.0	0	0	0	0	55	76%
Oct 4	at SF	W	1/1	0	0	0.0	0	0	0	0	50	68%
Oct 11	at Pit	L	1/1	1	0	0.5	0	0	0	0	54	72%
Oct 18	Bal	L	1/1	3	2	0.0	0	1	0	0	57	78%
Oct 22	NYG	W	1/1	4	3	0.0	0	0	0	0	52	87%
Nov 1	Dal	W	1/1	3	2	1.0	0	0	0	0	74	94%
Nov 15	at NYG	L	1/1	3	2	1.0	0	0	0	0	56	79%
Nov 22	at Cle	L	1/1	2	2	1.0	0	0	1	0	45	67%
Nov 30	Sea	L	1/1	5	4	1.0	0	0	0	0	47	70%
Dec 6	at GB	L	1/1	4	1	0.0	0	0	0	0	38	62%
Dec 13	NO	W	1/1	3	2	1.0	0	0	0	0	50	79%
Dec 20	at Ari	L	1/1	4	2	0.0	0	0	0	0	56	82%
Dec 27	at Dal	L	1/1	1	1	0.0	0	0	0	0	7	10%
Jan 3	Was	L	0/0	INACTIVE								
Totals			15/15	41	28	6.5	0	1	1	0	746	68%

MULTI-SACK GAMES (11)		
Date	Opponent	Sacks
12/30/18	at Washington (W, 24-0)	3.0
10/11/15	vs. New Orleans Saints (W, 39-17)	3.0
12/21/21	vs. Washington (W, 27-17)	2.0
9/25/16	vs. Pittsburgh Steelers (W, 34-3)	2.0
12/26/15	vs. Washington (L, 24-38)	2.0
9/25/22	at Washington Commanders (W, 24-8)	1.5
10/27/19	at Buffalo Bills (W, 31-13)	1.5
12/9/18	at Dallas Cowboys (L, 23-29) (OT)	1.5
9/6/18	vs. Atlanta Falcons (W, 18-12)	1.5
12/11/16	vs. Washington (L, 22-27)	1.5
12/13/12	vs. Cincinnati Bengals (L, 13-34)	1.5

DEFENSIVE TOUCHDOWNS (3)		
Date	Opponent	Type (Yds)
9/27/21	at Dallas Cowboys (L, 21-41)	Fumble (0)
9/10/17	at Washington (W, 30-17)	Fumble (20)
9/7/14	vs. Jacksonville Jaguars (W, 34-17)	Fumble (17)



2019 GAME-BY-GAME STATISTICS (PHI)												
Date	Opp		GP/S	Tot	Solo	Sk	Int	PD	FF	FR	Snaps	Pct
Sep 8	Was	W	1/1	2	2	0.0	0	1	0	0	42	66%
Sep 15	at Atl	L	1/1	1	1	0.0	0	1	0	0	49	74%
Sep 22	Det	L	1/1	0	0	0.0	0	0	0	0	46	72%
Sep 26	at GB	W	1/1	3	2	0.0	0	0	0	0	61	75%
Oct 6	NYJ	W	1/1	5	3	0.0	0	0	0	0	46	78%
Oct 13	at Min	L	1/1	5	3	0.0	0	0	0	0	52	73%
Oct 20	at Dal	L	1/1	1	1	1.0	0	0	1	0	51	73%
Oct 27	at Buf	W	1/1	6	4	1.5	0	0	1	0	49	79%
Nov 3	Chi	W	1/1	2	2	0.0	0	0	0	0	38	84%
Nov 17	NE	L	1/1	1	1	0.0	0	0	0	0	66	89%
Nov 24	Sea	L	1/1	4	1	0.5	0	0	0	0	49	75%
Dec 1	at Mia	L	1/1	2	1	0.5	0	0	0	0	57	79%
Dec 9	NYG	W	1/1	1	0	0.0	0	0	0	0	49	94%
Dec 15	at Was	W	1/1	4	2	0.0	0	0	0	0	50	94%
Dec 22	Dal	W	1/1	3	3	0.0	0	0	1	0	54	87%
Dec 29	at NYG	W	1/1	0	0	0.0	0	0	0	1	55	74%
Totals			16/16	40	26	3.5	0	2	3	1	814	79%
PLAYOFFS												
Jan 5	Sea	L	1/1	6	3	0.0	0	0	1	0	53	83%
Totals			1/1	6	3	0.0	0	0	1	0	53	83%

- 2020 SEASON - EAGLES
 - ▶ Totaled 41 tackles (28 solo), 20 pressures, 9 TFLs, 9 QB hits, 6.5 sacks, 1 PD and 1 FF ... Tied for the 7th-most sacks among NFL interior DL, behind **Aaron Donald** (13.5), **Leonard Williams** (11.5), **DeForest Buckner** (9.5), **Kerry Hyder** (8.5), **Chris Jones** (7.5) and **Quinnen Williams** (7.0)
 - ▶ Recorded a career-long streak of four consecutive games with a sack during Weeks 8-12 ... Became the first Eagle to do so since 2011
- 2019 SEASON - EAGLES
 - ▶ Produced 40 tackles (26 solo), 36 pressures, 10 QB hits, 5 TFLs, 3.5 sacks, 3 FFs (tied career high) and 1 FR ... Tied for the most FFs among NFL interior DL, joining **Sheldon Richardson** and **Vernon Butler**
- 2018 SEASON - EAGLES
 - ▶ Led the Eagles defense with career highs in sacks (10.5), QB hits (34), pressures (61) and TFLs (12) ... Tied for the 4th-most sacks among NFL interior DL, trailing only **Aaron Donald** (20.5), **Chris Jones** (15.5) and **DeForest Buckner** (12.0) ... Added 46 tackles, 1 PD, 1 FF and 1 FR
 - ▶ Voted **NFC Defensive Player of the Week** after leading the team with a career-high-tying 3.0 sacks in the 24-0 win at Was. (12/30/18)
- 2017 SEASON - EAGLES
 - ▶ Finished with 45 pressures, 26 tackles (15 solo), 17 QB hits, 5.5 sacks, 5 TFLs, 2 PDs, 2 FRs and 1 FF ... Logged 10 pressures, 6 QB hits and 1.0 sacks during the Eagles' **Super Bowl LII**-winning postseason run
 - ▶ Sealed the victory for Philadelphia when he grabbed a fourth-quarter fumble (forced by **Brandon Graham**) and returned it 20 yards for a TD at Was. (9/10/17) ... Also strip-sacked QB **Kirk Cousins**
- 2016 SEASON - EAGLES
 - ▶ Posted the 7th-most sacks (6.5, tied) by an NFL interior DL ... Also had 43 tackles (27 solo), 41 pressures, 14 QB hits, 9 TFLs, 1 FF and 1 FR
 - ▶ Named **NFC Defensive Player of the Month** after producing 3.0 sacks along with 1 FF during the month of September
 - ▶ Sacked Steelers QB **Ben Roethlisberger** twice and also forced him to fumble once during the 34-3 victory vs. Pit. (9/25/16)

2018 GAME-BY-GAME STATISTICS (PHI)

Date	Opp	GP/S	Tot	Solo	Sk	Int	PD	FF	FR	Snap	Pct
Sep 6	Atl	W	1/1	3	2	1.5	0	0	0	65	93%
Sep 16	at TB	L	1/1	5	4	1.0	0	0	0	46	79%
Sep 23	Ind	W	1/1	4	2	0.5	0	0	0	52	88%
Sep 30	at Ten	L	1/1	2	2	0.0	0	0	0	60	85%
Oct 7	Min	L	1/1	1	1	0.0	0	0	0	53	85%
Oct 11	at NYG	W	1/1	6	3	1.0	0	0	0	45	69%
Oct 21	Car	L	1/1	2	1	0.0	0	0	0	45	76%
Oct 28	at Jax	W	1/1	2	2	0.0	0	1	0	53	83%
Nov 11	Dal	L	1/1	3	2	0.0	0	0	0	56	81%
Nov 18	at NO	L	1/1	2	2	0.0	0	0	0	49	70%
Nov 25	NYG	W	1/1	2	2	0.0	0	0	0	49	79%
Dec 3	Was	W	1/1	3	3	1.0	0	0	0	40	89%
Dec 9	at Dal	L	1/1	3	1	1.5	0	0	0	79	80%
Dec 16	at LAR	W	1/1	3	2	1.0	0	0	0	57	75%
Dec 23	Hou	W	1/1	1	0	0.0	0	0	1	49	75%
Dec 30	at Was	W	1/1	4	4	3.0	0	0	1	32	71%
Totals			16/16	46	33	10.5	0	1	1	830	80%

PLAYOFFS

Date	Opp	GP/S	Tot	Solo	Sk	Int	PD	FF	FR	Snap	Pct
Jan 6	at Chi	W	1/1	2	1	0.0	0	0	0	54	84%
Jan 13	at NO	L	1/1	3	2	0.0	0	0	0	42	55%
Totals			2/2	5	3	0.0	0	0	0	96	68%

2015 SEASON - EAGLES

- ▶ Saw action in a career-high 983 defensive snaps and produced a career-high 71 tackles (50 solo), including 11 TFLs ... Also totaled 20 QB hits, 9.5 sacks, 3 FFs (career high) and 2 FRs ... His 9.5 sacks were the most by an Eagles interior DL since **Corey Simon** in 2000 (9.5)
- ▶ Sacked QB **Kirk Cousins** twice at Was. (12/26/15)
- ▶ Earned his first career **NFC Defensive Player of the Week** award after recording a career-high 3.0 sacks, 2 FFs and 1 FR in the 39-17 win vs. NO (10/11/15) ... Became the first Eagle (as well as the first NFL player since 2007) to collect 3.0 sacks, 2 FFs and 1 FR in a game

2014 SEASON - EAGLES

- ▶ Totaled 61 tackles (48 solo), 8 TFLs, 4.0 sacks, 3 FRs and 1 FF
- ▶ Tallied a career-high 11 tackles (8 solo) vs. Sea. (12/7/14)
- ▶ Scored the 1st TD of his NFL career on a 17-yard fumble return, which sealed the 34-17 victory vs. Jax. (9/7/14)

2013 SEASON - EAGLES

- ▶ Registered 41 tackles (29 solo), 9 QB hits, 3.0 sacks, 1 PD and 1 FR

2012 SEASON - EAGLES

- ▶ Named to the PFWA **All-Rookie** Team after producing a team-high-tying 5.5 sacks ... Tied for the 3rd-most sacks ever by an Eagles rookie, behind **Corey Simon** in 2000 (9.5) and **Derrick Burgess** in 2001 (6.0) ... Added 39 tackles (32 solo), 10 QB hits, 8 TFLs, 3 PDs and 1 FF

COLLEGE HIGHLIGHTS

- ▶ Played collegiately at Mississippi State, where he finished with 114 tackles (53 solo), 24.5 TFLs and 8.5 sacks in 36 career games (27 starts) ... Also blocked 5 FG attempts during his time with the Bulldogs
- ▶ Earned first-team All-SEC honors as a junior in 2011 ... Established career highs with 56 tackles (26 solo), 14.5 TFLs and 5.0 sacks
- ▶ Named to the Freshman All-SEC Team after registering 29 tackles (17 solo) and 3.5 TFLs in 12 games (four starts) in 2009

2017 GAME-BY-GAME STATISTICS (PHI)

Date	Opp	GP/S	Tot	Solo	Sk	Int	PD	FF	FR	Snap	Pct
Sep 10	at Was	W	1/1	1	1	1.0	0	0	1	43	68%
Sep 17	at KC	L	1/1	2	2	1.0	0	0	0	44	83%
Sep 24	NYG	W	1/1	1	1	0.0	0	0	0	17	25%
Oct 1	at LAC	W	0/0	INACTIVE							
Oct 8	Ari	W	0/0	INACTIVE							
Oct 12	at Car	W	1/1	2	0	0.5	0	1	0	65	79%
Oct 23	Was	W	1/1	1	1	1.0	0	0	0	51	80%
Oct 29	SF	W	1/1	2	1	1.0	0	1	0	45	68%
Nov 5	Den	W	1/1	2	2	0.0	0	0	0	39	61%
Nov 19	at Dal	W	1/1	3	1	0.0	0	0	0	46	73%
Nov 26	Chi	W	1/1	1	1	1.0	0	0	0	35	64%
Dec 3	at Sea	L	1/1	2	0	0.0	0	0	0	51	82%
Dec 10	at LAR	W	1/1	4	2	0.0	0	0	0	37	77%
Dec 17	at NYG	W	1/1	2	1	0.0	0	0	0	70	80%
Dec 25	Oak	W	1/1	3	2	0.0	0	0	1	62	90%
Dec 31	Dal	L	1/1	0	0	0.0	0	0	0	3	4%
Totals			14/14	26	15	5.5	0	2	1	608	59%

PLAYOFFS

Date	Opp	GP/S	Tot	Solo	Sk	Int	PD	FF	FR	Snap	Pct
Jan 13	Atl	W	1/1	7	5	1.0	0	0	0	57	90%
Jan 21	Min	W	1/1	3	3	0.0	0	0	0	53	79%
Feb 4	at NE	W	1/1	1	1	0.0	0	0	0	68	90%
Totals			3/3	11	9	1.0	0	0	0	178	86%



PERSONAL

- ▶ Is the son of Melissa Cox and has three siblings: two sisters, Fantasia and Nakeia, and one brother, Shaddrick, who passed away during the 2015 offseason ... Is cousins with Eagles RB **Kenneth Gainwell**
- ▶ Attended Yazoo City (MS) High School, where he posted 104 tackles, 10.0 sacks, 1 INT and 1 FR as a senior ... Finished with 103 tackles, 11.0 sacks and 2 INTs (1 TD) during his junior season ... Also played basketball and ran track in the second leg of the 4x100 meter team

TRANSACTIONS

- ▶ **2012** - Drafted by PHI in 1st round (12th overall) ... **6/16/16** - Signed by PHI to 6-year contract extension ... **1/3/22** - Placed on Reserve/COVID-19 ... **1/10/22** - Activated from Reserve/COVID-19 ... **3/17/22** - Released by PHI ... **3/19/22** - Agreed to terms with PHI on 1-year contract



2016 GAME-BY-GAME STATISTICS (PHI)												
Date	Opp		GP/S	Tot	Solo	Sk	Int	PD	FF	FR	Snaps	Pct
Sep 11	Cle	W	1/1	4	4	1.0	0	0	0	0	38	73%
Sep 19	at Chi	W	1/1	2	2	0.0	0	0	0	0	42	81%
Sep 25	Pit	W	1/1	5	3	2.0	0	0	1	0	41	68%
Oct 9	at Det	L	1/1	2	2	1.0	0	0	0	0	53	87%
Oct 16	at Was	L	1/1	0	0	0.0	0	0	0	0	55	74%
Oct 23	Min	W	1/1	2	2	0.0	0	0	0	0	54	71%
Oct 30	at Dal	L	1/1	4	2	0.0	0	0	0	0	64	82%
Nov 6	at NYG	L	1/1	5	2	0.0	0	1	0	0	50	78%
Nov 13	Atl	W	1/1	0	0	0.0	0	0	0	0	41	82%
Nov 20	at Sea	L	1/1	4	2	0.0	0	0	0	0	45	67%
Nov 28	GB	L	1/1	1	0	0.0	0	0	0	0	57	80%
Dec 4	at Cin	L	1/1	2	0	0.0	0	1	0	0	47	73%
Dec 11	Was	L	1/1	4	3	1.5	0	0	0	0	34	71%
Dec 18	at Bal	L	1/1	2	1	1.0	0	0	0	1	46	79%
Dec 22	NYG	W	1/1	3	1	0.0	0	0	0	0	66	74%
Jan 1	Dal	W	1/1	3	3	0.0	0	0	0	0	40	71%
Totals			16/16	43	27	6.5	0	2	1	1	773	76%

2014 GAME-BY-GAME STATISTICS (PHI)												
Date	Opp		GP/S	Tot	Solo	Sk	Int	PD	FF	FR	Snaps	Pct
Sep 7	Jax	W	1/1	5	5	0.0	0	0	0	1	52	71%
Sep 15	at Ind	W	1/1	4	4	0.0	0	0	1	0	61	85%
Sep 21	Was	W	1/1	2	1	0.0	0	0	0	0	65	83%
Sep 28	at SF	L	1/1	4	3	0.0	0	0	0	0	64	77%
Oct 5	StL	W	1/1	1	1	0.0	0	0	0	1	58	78%
Oct 12	NYG	W	1/1	5	4	0.0	0	0	0	0	41	64%
Oct 26	at Ari	L	1/1	1	1	0.0	0	0	0	0	62	89%
Nov 2	at Hou	W	1/1	2	2	0.0	0	0	0	0	50	83%
Nov 10	Car	W	1/1	4	1	1.0	0	0	0	0	52	63%
Nov 16	at GB	L	1/1	4	3	0.0	0	0	0	0	55	81%
Nov 23	Ten	W	1/1	1	1	1.0	0	0	0	0	42	62%
Nov 27	at Dal	W	1/1	4	4	1.0	0	0	0	0	45	74%
Dec 7	Sea	L	1/1	11	8	0.0	0	0	0	0	73	85%
Dec 14	Dal	L	1/1	3	2	0.0	0	0	0	1	77	94%
Dec 20	at Was	L	1/1	3	3	1.0	0	0	0	0	53	93%
Dec 28	at NYG	W	1/1	7	5	0.0	0	0	0	0	71	89%
Totals			16/16	61	48	4.0	0	0	1	3	921	80%

2015 GAME-BY-GAME STATISTICS (PHI)												
Date	Opp		GP/S	Tot	Solo	Sk	Int	PD	FF	FR	Snaps	Pct
Sep 14	at Atl	L	1/1	2	1	1.0	0	0	0	0	69	90%
Sep 20	Dal	L	1/1	2	1	0.0	0	0	0	1	68	80%
Sep 27	at NYJ	W	1/1	3	0	0.0	0	0	0	0	62	78%
Oct 4	at Was	L	1/1	5	4	0.0	0	0	0	0	73	87%
Oct 11	NO	W	1/1	6	6	3.0	0	0	2	1	46	67%
Oct 19	NYG	W	1/1	4	4	1.0	0	1	1	0	56	82%
Oct 25	at Car	L	1/1	2	2	0.0	0	0	0	0	52	85%
Nov 8	at Dal	W	1/1	2	1	0.0	0	1	0	0	65	83%
Nov 15	Mia	L	1/1	5	2	0.5	0	0	0	0	59	88%
Nov 22	TB	L	1/1	7	4	0.0	0	0	0	0	59	76%
Nov 26	at Det	L	1/1	1	1	0.0	0	0	0	0	52	72%
Dec 6	at NE	W	1/1	3	1	0.0	0	0	0	0	66	74%
Dec 13	Buf	W	1/1	8	7	1.0	0	0	0	0	60	81%
Dec 20	Ari	L	1/1	6	5	1.0	0	0	0	0	59	78%
Dec 26	Was	L	1/1	7	5	2.0	0	0	0	0	64	85%
Jan 3	at NYG	W	1/1	8	6	0.0	0	0	0	0	73	87%
Totals			16/16	71	50	9.5	0	2	3	2	983	81%

2013 GAME-BY-GAME STATISTICS (PHI)												
Date	Opp		GP/S	Tot	Solo	Sk	Int	PD	FF	FR	Snaps	Pct
Sep 9	at Was	W	1/1	3	3	1.0	0	0	0	0	54	72%
Sep 15	SD	L	1/1	2	1	0.0	0	0	0	0	64	77%
Sep 19	KC	L	1/1	4	4	1.0	0	0	0	0	61	74%
Sep 29	at Den	L	1/1	1	0	0.0	0	0	0	0	46	63%
Oct 6	at NYG	W	1/1	2	2	0.0	0	0	0	0	52	71%
Oct 13	at TB	W	1/1	3	1	0.0	0	0	0	0	53	74%
Oct 20	Dal	L	1/1	1	1	0.0	0	0	0	0	59	77%
Oct 27	NYG	L	1/1	4	3	1.0	0	0	0	0	63	85%
Nov 3	at Oak	W	1/1	1	1	0.0	0	0	0	0	55	58%
Nov 10	at GB	W	1/1	2	1	0.0	0	0	0	0	62	78%
Nov 17	Was	W	1/1	5	4	0.0	0	0	0	1	61	74%
Dec 1	Ari	W	1/1	0	0	0.0	0	0	0	0	57	80%
Dec 8	Det	W	1/1	3	2	0.0	0	1	0	0	44	76%
Dec 15	at Min	L	1/1	8	4	0.0	0	0	0	0	63	84%
Dec 22	Chi	W	1/1	1	1	0.0	0	0	0	0	37	57%
Dec 29	at Dal	W	1/1	1	1	0.0	0	0	0	0	51	77%
Totals			16/16	41	29	3.0	0	1	0	1	882	73%
PLAYOFFS												
Jan 4	NO	L	1/1	3	3	0.0	0	0	0	0	61	85%
Totals			1/1	3	3	0.0	0	0	0	0	61	85%



2012 GAME-BY-GAME STATISTICS (PHI)												
Date	Opp		GP/S	Tot	Solo	Sk	Int	PD	FF	FR	Snap	Pct
Sep 9	at Cle	W	1/0	2	2	1.0	0	0	0	0	28	46%
Sep 16	Bal	W	1/0	5	5	0.0	0	1	0	0	50	72%
Sep 23	at Ari	L	1/0	1	0	0.0	0	0	0	0	31	50%
Sep 30	NYG	W	1/0	2	2	0.0	0	0	0	0	43	63%
Oct 7	at Pit	L	1/0	1	1	0.0	0	0	0	0	45	62%
Oct 14	Det	L	1/0	0	0	0.0	0	1	0	0	31	40%
Oct 28	Atl	L	1/1	5	5	0.0	0	1	0	0	44	59%
Nov 5	at NO	L	1/1	3	1	0.0	0	0	0	0	25	45%
Nov 11	Dal	L	1/1	1	1	1.0	0	0	0	0	33	61%
Nov 18	at Was	L	1/1	8	7	1.0	0	0	1	0	30	57%
Nov 26	Car	L	1/1	1	1	0.0	0	0	0	0	5	7%
Dec 2	at Dal	L	1/1	0	0	0.0	0	0	0	0	20	31%
Dec 9	at TB	W	1/1	4	4	1.0	0	0	0	0	50	69%
Dec 13	Cin	L	1/1	4	3	1.5	0	0	0	0	49	63%
Dec 23	Was	L	1/1	2	0	0.0	0	0	0	0	25	47%
Dec 30	at NYG	L	0/0	INACTIVE								
Totals			15/9	39	32	5.5	0	3	1	0	509	49%





JORDAN DAVIS
DEFENSIVE TACKLE | 90



Height: 6-6 Weight: 336 DOB: Jan. 12, 2000 (Age 22)
NFL Experience: Rookie (1st with Eagles) Draft: D1-22 (13th overall) by PHI
College: Georgia Hometown (HS): Charlotte, NC (Mallard Creek)

CAREER STATISTICS																		
			TACKLES				PASS RUSH			INTERCEPTIONS					FUMBLES		DEF SNAPS	
Year	Team	GP/S	Total	Solo	Asst	TFL	Sacks	QBH	QBP	Int	Yds	Lg	TD	PD	FF	FR	No	Pct
2022	Philadelphia	11/5	16	8	8	1	0.0	0	4	0	0	--	0	1	0	0	198	20%
Totals		11/5	16	8	6	1	0.0	0	4	0	0	--	0	1	0	0	---	---

CAREER HIGHS		
Tackles	4	10/2/22 vs. Jax
Sacks	--	---
INTs	--	---
PDs	1	9/25/22 at Was.
FFs	--	---
FRs	--	---

First job: Worked at an amusement park called Carowinds ... **What he wanted to grow up to be when he was younger:** "An astronaut. I was always so fascinated with space." ... **Bucket list:** Travel to Europe ... **Someone he would like to meet:** "I want to meet the President when we win the Super Bowl." ... **Favorite athletes:** LeBron James and Kobe Bryant ... **Favorite movie:** Love and Basketball ... **Favorite TV show:** Family Guy ... **Favorite food:** Carne asada tacos ... **Favorite candy:** "Swedish fish. It's got to be the red ones and it's got to be the small ones. The small ones are better than the bigger ones."



BIRDSEED

- ▶ Is very close with his mother, Shay Allen, and two younger brothers, Donovan and Yashua ... Even before he was drafted, Shay was a huge fan of the Eagles, due in large part to her love for **Donovan McNabb** when she was in college ... Shay is an elementary school teacher and tutor and also picked up work at the local YMCA ... Jordan sought her out in the stands before each Georgia game to embrace her and pray together – a tradition that gave him a boost of confidence
- ▶ Credits his mother for getting him into football ... When he hit a growth spurt before entering 10th grade, she struggled to keep pace with his increased appetite and would often come home from her second job to find the refrigerator and cabinets almost bare ... Shay was sold on Mallard Creek (NC) High School's football team when she learned that summer practices included free breakfast and lunch
- ▶ Developed a passion for music as a teenager and would DJ at parties ... Went by the moniker of 'DJ Oreo' and called himself that because he used to think the turntables looked like Oreos spinning
- ▶ Is highly interested in mythology and often reads books about ancient Greece and the Egyptians ... Downloads TED Talks that cover a variety of related topics, such as ancient civilizations and modern religion
- ▶ At the 2022 NFL Combine, recorded a 4.78 time in the 40-yard dash, which was the fastest by any player over 330 pounds since 2006 and is believed to be one of the fastest times ever for a player his size ... In addition, his 10'3" standing broad jump is thought to be the record for a 300-pound player at the NFL Combine ... Earned a perfect 10 on the Relative Athletic Score due to his rare measurables
- ▶ Supported Camp Sunshine and Northwest Victims Services through the NFL's *My Cause My Cleats* initiative ... Camp Sunshine offers retreats for children with life-threatening illnesses to enable hope and promote joy among them and their families ... Northwest Victims Services is a nonprofit organization that provides services to victims of crime in Philadelphia while promoting safety in the community

2022 SEASON - EAGLES



COLLEGE HIGHLIGHTS

- ▶ Played collegiately at Georgia (2018-21), totaling 91 tackles (37 solo), 12.5 TFLs, 7.0 sacks and 1 PD in 47 career games (33 starts) ... A key member of the 2021 CFP National Championship-winning defense

2022 GAME-BY-GAME STATISTICS (PHI)

Date	Opp		GP/S	Tot	Solo	Sk	Int	PD	FF	FR	Snap	Pct
Sep 11	at Det	W	1/0	2	1	0.0	0	0	0	0	22	32%
Sep 19	Min	W	1/0	0	0	0.0	0	0	0	0	21	34%
Sep 25	at Was	W	1/1	2	0	0.0	0	1	0	0	24	31%
Oct 2	Jax	W	1/1	4	2	0.0	0	0	0	0	17	36%
Oct 9	at Ari	W	1/1	3	3	0.0	0	0	0	0	29	42%
Oct 16	Dal	W	1/1	1	1	0.0	0	0	0	0	22	33%
Oct 30	Pit	W	1/1	2	1	0.0	0	0	0	0	19	25%
Nov 3	at Hou	W	---	RESERVE/INJURED								
Nov 14	Was	L	---	RESERVE/INJURED								
Nov 20	at Ind	W	---	RESERVE/INJURED								
Nov 27	GB	W	---	RESERVE/INJURED								
Dec 4	Ten	W	1/0	0	0	0.0	0	0	0	0	6	11%
Dec 11	at NYG	W	1/0	0	0	0.0	0	0	0	0	15	23%
Dec 18	at Chi	W	1/0	0	0	0.0	0	0	0	0	14	24%
Dec 24	at Dal	L	1/0	2	0	0.0	0	0	0	0	9	12%
Jan 1	NO											
Jan 8	NYG											
Totals			11/5	16	8	0.0	0	1	0	0	198	20%



- ▶ Honored with the Outland Trophy (nation's best interior lineman) and Chuck Bednarik Award (best defensive player in college football) as a senior in 2021 ... Also voted first-team All-America by the *Associated Press* and earned first-team All-SEC honors (media and coaches) after recording 32 tackles (17 solo), 5.5 TFLs, 2.0 sacks and 1 PD
- ▶ Garnered second-team All-America recognition by the AFCA after his junior campaign in 2020 ... Received Freshman All-America and Freshman All-SEC accolades following the 2018 season

PERSONAL

- ▶ Attended Mallard Creek (NC) High School, where he was rated a four-star prospect by ESPN.com and *Rivals* ... Named an *Associated Press* and *USA Today* first-team all-state honoree after leading his team to a 14-1 record and appearance in the NCHSAA 4AA State Championship Game in 2017 ... Also played forward on the basketball team
- ▶ Majored in religion during his time at Georgia

TRANSACTIONS

- ▶ **2022** - Drafted by PHI in 1st round (13th overall) ... **11/2/22** - Placed on Reserve/Injured ... **12/3/22** - Activated from Reserve/Injured



NAKOBE DEAN
LINEBACKER | 17



Height: 5-11 Weight: 231 DOB: Dec. 13, 2000 (Age 22)
NFL Experience: Rookie (1st with Eagles) Draft: D3-22 (83rd overall) by PHI
College: Georgia Hometown (HS): Horn Lake, MS (Horn Lake)

CAREER STATISTICS																		
			TACKLES				PASS RUSH			INTERCEPTIONS					FUMBLES		DEF SNAPS	
Year	Team	GP/S	Total	Solo	Asst	TFL	Sacks	QBH	QBP	Int	Yds	Lg	TD	PD	FF	FR	No	Pct
2022	Philadelphia	15/0	6	5	1	1	0.0	0	0	0	0	--	0	0	0	0	32	3%
Totals		15/0	6	5	1	1	0.0	0	0	0	0	--	0	0	0	0	---	---
ADDITIONAL STATISTICS																		
Special Teams Tackles: 7 - 2022 (7)																		

CAREER HIGHS		
Tackles	5	12/4/22 vs. Ten.
Sacks	--	---
INTs	--	---
PDs	--	---
FFs	--	---
FRs	--	---

What he wanted to grow up to be when he was younger: "I wanted to be an engineer, an architect, or a doctor. I always wanted to help people and I was good at math and science." ... Surprisingly good at: "If you ask me, I think I can sing. I can perform and dance a little bit." ... Desired talent: "I wish I was good at making songs, producing." ... Favorite athletes growing up: Troy Polamalu and James Harrison ... Favorite music artists: Rod Wave and Kevin Gates ... Favorite pre-game music: "I mix it up, but I always listen to some Lil Boosie. He gets me going." ... Favorite food: Salmon and chicken



- BIRDSEED**
- ▶ Studied mechanical engineering at Georgia and is interested in prosthetics ... His passion for the field stems from many visits to Veterans Affairs with his mother, Neketta Dean, who served in the military ... He decided at a young age that he wanted to aid veterans who lost their limbs by building prosthetics to improve their lives
 - ▶ Maintained a 3.55 GPA in the mechanical engineering program during his time at Georgia ... Has a desire to complete his degree and would consider pursuing pre-med studies after his NFL career
 - ▶ Raised by his mother, Neketta, in a single-parent household with his older brother, Nikolas, and younger sister, Brooklyn ... Neketta worked as the director of community affairs in Tunica County, MS, and prioritized community service in her family, bringing her children to various neighborhood events where they often volunteered
 - ▶ With the help of his mother, used his NIL opportunities in college to make an impact in the community ... As a result, he was able to help local children get game tickets, provide canned foods to families in need, and sponsor a bed in an Athens homeless shelter
 - ▶ Selected to the 2021 AFCA Good Works Team, which recognizes 22 college football players' community service and outstanding football play ... Also helped launch the "Dawgs for Pups" program at Georgia, raising money for students in Clarke County and the surrounding area to help donate WiFi hotspots for virtual schooling

2022 SEASON - EAGLES



- COLLEGE HIGHLIGHTS**
- ▶ Played collegiately at Georgia (2019-21), where he totaled 168 tackles (89 solo), 13.5 TFLs, 10 PDs, 7.5 sacks, 3 FFs and 2 INTs in 39 career games (25 starts) ... A team captain who helped guide the Bulldogs to the CFP National Championship during the 2021 campaign
 - ▶ Voted the recipient of the 2021 Butkus Award (nation's best LB) along with first-team All-SEC honors ... Selected as the SEC Defensive Player of the Year by Pro Football Focus and was a semifinalist for the 2021 Chuck Bednarik Award, which recognizes the best defensive player in college football ... Finished his junior campaign with 72 tackles (career high), 10.5 TFLs (team high), 8 PDs, 6.0 sacks, 2 INTs and 2 FFs
 - ▶ Named a semifinalist for the Butkus Award as a sophomore in 2020, leading Georgia in tackles (71) and producing 1.5 sacks

2022 GAME-BY-GAME STATISTICS (PHI)

Date	Opp		GP/S	Tot	Solo	Sk	Int	PD	FF	FR	Snap	Pct
Sep 11	at Det	W	1/0	0	0	0.0	0	0	0	0	3	4%
Sep 19	Min	W	1/0	0	0	0.0	0	0	0	0	0	0%
Sep 25	at Was	W	1/0	0	0	0.0	0	0	0	0	0	0%
Oct 2	Jax	W	1/0	0	0	0.0	0	0	0	0	0	0%
Oct 9	at Ari	W	1/0	0	0	0.0	0	0	0	0	0	0%
Oct 16	Dal	W	1/0	0	0	0.0	0	0	0	0	0	0%
Oct 30	Pit	W	1/0	0	0	0.0	0	0	0	0	0	0%
Nov 3	at Hou	W	1/0	0	0	0.0	0	0	0	0	1	2%
Nov 14	Was	L	1/0	0	0	0.0	0	0	0	0	0	0%
Nov 20	at Ind	W	1/0	0	0	0.0	0	0	0	0	0	0%
Nov 27	GB	W	1/0	0	0	0.0	0	0	0	0	0	0%
Dec 4	Ten	W	1/0	5	4	0.0	0	0	0	0	15	27%
Dec 11	at NYG	W	1/0	1	1	0.0	0	0	0	0	12	19%
Dec 18	at Chi	W	1/0	0	0	0.0	0	0	0	0	0	0%
Dec 24	at Dal	L	1/0	0	0	0.0	0	0	0	0	1	1%
Jan 1	NO											
Jan 8	NYG											
Totals			15/0	6	5	0.0	0	0	0	0	32	3%



PERSONAL

- ▶ A five-star prospect at Horn Lake (MS) High School who won the 2018 High School Butkus Award as the top LB in the country ... Posted 438 tackles, 61.5 TFLs, 18.0 sacks, 6 INTs and 12 total TDs in his career ... Also selected to the 2019 Under Armour All-America Game
- ▶ Chosen as the 2018-19 Gatorade High School Football Player of the Year in Mississippi and was honored as 2018 Mississippi Mr. Football for Class 6A ... Finished with 175 tackles, 26 TFLs, 7.0 sacks, 3 INTs and 2 FFs along with 9 TDs at RB as a senior ... Additionally competed in baseball, basketball, and track at different points in high school

TRANSACTIONS

- ▶ **2022** - Drafted by PHI in 3rd round (83rd overall)



LANDON DICKERSON

GUARD | 69

Height: 6-6 **Weight:** 332 **DOB:** Sept. 30, 1998 (Age 24)

NFL Experience: 2nd Year (2nd with Eagles) **Draft:** D2-21 (37th overall) by PHI

College: Alabama **Hometown (HS):** Hudson, NC (South Caldwell)



PRO BOWL: 2023

CAREER STATISTICS

			STARTS			OFF SNAPS	
Year	Team	GP/S	LG	C	RG	No	Pct
2021	Philadelphia	14/13	12	0	1	859	77%
2022	Philadelphia	15/15	15	0	0	970	92%
Totals		29/28	26	0	1	---	---
PLAYOFFS							
2021	Philadelphia	1/1	1	0	0	66	100%
Totals		1/1	1	0	0	---	---

Nickname: Big Country ... **Hobbies:** Woodworking, hunting, fishing, working on cars, home improvement, landscaping, mowing grass and Legos ... **Bucket list:** Visit every continent ... **Guilty pleasures:** Rita's birthday cake custard ... **Memorable fan interactions:** "There was a woman at Alabama. Every single game, I mean at the team hotel, warm-ups, bus ride, she was there for everything. It didn't matter if we were in Texas, Florida, Arkansas, it didn't matter." ... **Favorite movie:** *Forrest Gump* ... **Favorite meal:** Steak and sweet potato fries ... **Favorite athlete growing up:** Lawrence Taylor



CAREER HIGHLIGHTS

- ▶ Named to first career **Pro Bowl** after blocking for an offense that produced a league-leading 57 TDs (including a team-record 31 rushing TDs) and averages the most points per game (29.7)

BIRDSEED

- ▶ Operating on a college budget, replaced his damaged front bumper with a wooden railroad tie and bolted a "BAMA" license plate on it ... The 'bumper' gained noteworthy attention on social media
- ▶ In 2021, upon learning the story of Captain Brian Wolnewitz, a firefighter who was diagnosed with Stage 4 lung cancer, organized the Landon Dickerson Bama Bumper Fundraiser ... Auctioned his famous 'bumper' with all proceeds benefiting Wolnewitz's family
- ▶ Is an Eagle Scout ... Announced on National Signing Day in 2016 that he would finish his Eagle Scout service project installing park benches to restore a recreation center instead of enrolling in college early
- ▶ Learned discipline through martial arts at a young age ... Earned a black belt in karate when he was 11 years old, becoming the youngest black belt in the history of the dojo he attended

2022 SEASON - EAGLES

- ▶ Blocked for an OL that totaled 363 rushing yards in the 40-33 win vs. GB (11/27/22) ... It marked the team's highest single-game total since posting a franchise record 376 rushing yards on 11/21/48 vs. Was.

2021 SEASON - EAGLES

- ▶ Saw action in 14 games with 13 starts (12 at LG, 1 at RG) as a rookie ... Blocked for an OL that helped the team rank 1st in the NFL in rushing offense (159.7 avg.), rushing TDs (25) and explosive plays (163) ... The Eagles established single-season franchise records in rushing yards (2,715), rushing TDs (tied) and third-down percentage (45.7%)

COLLEGE HIGHLIGHTS

- ▶ Named the recipient of the Rimington Trophy (awarded to the nation's top center) and voted a unanimous first-team All-American and first-team All-SEC honoree as a fifth-year senior in 2020
- ▶ Helped lead Alabama to an undefeated 2020 season, which resulted in a CFP National Championship ... Anchored an OL that blocked for the Power 5's top-ranked scoring offense (48.5 ppg) ... The Crimson Tide also ranked 1st in pass efficiency rating (198.9) and 2nd in passing offense (358.2 ypg) and total offense (541.6 ypg)
- ▶ Received All-America honorable mention accolades from *Pro Football Focus* in 2019 ... Voted second-team All-SEC as a guard (*Associated Press*) and center (league's coaches) ... Paved the way for a unit that ranked 2nd in the nation in scoring offense (47.2 ppg), 3rd in passing offense (342.2 ypg) and 6th in total offense (510.8 ypg)
- ▶ Began his collegiate career at Florida State (2016-18)

PERSONAL

- ▶ Prepped at South Caldwell (NC) High School ... Helped his team reach the third round of the state 4A playoffs and collected *USA Today* All-USA North Carolina First-Team as a senior ... A five-star prospect who was tabbed as the nation's No. 1 guard by *Rivals*

TRANSACTIONS

- ▶ **2021** - Drafted by PHI in 2nd round (37th overall) ... **7/28/21** - Placed on Active/Non-Football Injury ... **8/30/21** - Activated from Active/Non-Football Injury ... **12/19/21** - Placed on Reserve/COVID-19 ... **12/24/21** - Activated from Reserve/COVID-19





ANDRE DILLARD

TACKLE | 77

Height: 6-5 Weight: 315 DOB: Oct. 3, 1995 (Age 27)

NFL Experience: 4th Year (4th with Eagles) Draft: D1-19 (22nd overall) by PHI

College: Washington State Hometown (HS): Woodinville, WA (Woodinville)



CAREER STATISTICS

			STARTS		OFF SNAPS	
Year	Team	GP/S	LT	RT	No	Pct
2019	Philadelphia	16/4	3	1	346	29%
2021	Philadelphia	15/5	5	0	340	30%
2022	Philadelphia	10/0	0	0	35	3%
Totals		41/9	8	1	---	---
PLAYOFFS						
2019	Philadelphia	1/0	0	0	2	3%
2021	Philadelphia	1/0	0	0	0	0%
Totals		2/0	0	0	---	---



2022 SEASON - EAGLES



2021 SEASON - EAGLES



Played in 340 offensive snaps and started a career-high five games at LT ... Blocked for a unit that helped the team lead the league in rushing offense (159.7 avg.), rushing TDs (25) and explosive plays (163) ... The Eagles established single-season franchise marks in rushing yards (2,715), rushing TDs (tied) and third-down percentage (45.7%)

2019 SEASON - EAGLES



Saw action in 346 offensive snaps and appeared in all 16 games as a rookie ... Started three games at LT and one game at RT

COLLEGE HIGHLIGHTS



Appeared in 42 career games at Washington State, including starts at LT in each of his last 39 contests ... A two-time All-Pac-12 honoree



Started all 13 games as a senior in 2018, when he allowed just 1 sack and 13 pressures in 722 pass-blocking snaps ... Received All-America honors as well as first-team All-Pac-12 recognition



Named honorable mention All-Pac-12 as a junior in 2017 ... Also collected all-conference accolades from *Pro Football Focus* following his sophomore season in 2016

PERSONAL



Earned a degree in social science at Washington State



Attended Woodinville (WA) High School, where he was named All-King County First Team in addition to being voted King County 4A Credit Division Offensive Lineman of the Year as a senior




His father, Mitch, also played collegiately at Washington State ... Mitch is a former Cougars OL coach as well

TRANSACTIONS



2019 - Drafted by PHI in 1st round (22nd overall) ... **9/3/20** - Placed on Reserve/Injured ... **12/20/21** - Placed on Reserve/COVID-19 ... **12/29/21** - Activated from Reserve/COVID-19 ... **9/6/22** - Placed on Reserve/Injured ... **10/15/22** - Activated from Reserve/Injured

Surprisingly good at: Impressions ... **If he could play another sport:** Golf ... **Favorite meal:** Cheeseburger and fries ... **Favorite music:** Metal ... **Favorite athlete growing up:** Shaquille O'Neal



JACK DRISCOLL

TACKLE/GUARD | 63

Height: 6-5 **Weight:** 312 **DOB:** April 1, 1997 (Age 25)

NFL Experience: 3rd Year (3rd with Eagles) **Draft:** D4b-20 (145th overall) by PHI

College: Auburn **Hometown (HS):** Madison, CT (Daniel Hand)



CAREER STATISTICS

Year	Team	GP/S	STARTS				OFF SNAPS	
			LT	LG	RG	RT	No	Pct
2020	Philadelphia	11/4	0	0	0	4	300	27%
2021	Philadelphia	9/9	0	0	8	1	512	46%
2022	Philadelphia	15/1	1	0	0	0	226	22%
Totals		35/14	1	0	8	5	---	---

First job: Worked at a Nike outlet while in high school ... **Prized possession:** "I have a very large baseball card collection." ... **Desired talent:** Sleight of hand magic tricks ... **Moments left starstruck:** Meeting Tim Cook and Yao Ming on separate occasions ... **Favorite quote:** "Success breeds complacency. Complacency breeds failure. Only the paranoid survive." - Andy Grove



BIRDSEED

- ▶ Has supported Demand Zero through the NFL's *My Cause My Cleats* initiative ... The organization, which is based in his hometown, combats the ever-growing opioid epidemic by targeting the trade of illegal and lethal drugs through institutive action and collaborative efforts

2022 SEASON - EAGLES



2021 SEASON - EAGLES

- ▶ Appeared in a career-high 512 snaps over nine starts (eight at RG, one at RT) ... Blocked for an OL that helped the team lead the NFL in rushing offense (159.7 avg.), rushing TDs (25) and explosive plays (163) ... The Eagles established single-season franchise marks in rushing yards (2,715), rushing TDs (tied) and third-down percentage (45.7%)

2020 SEASON - EAGLES

- ▶ Played in 11 games (four starts) and earned a combined 300 snaps ... Contributed to a unit that ranked 3rd in rushing average (5.0) and 9th in rushing yards per game (126.7) ... Became the Eagles' first rookie OL to start in a season opener since **Lane Johnson** in 2013

COLLEGE HIGHLIGHTS

- ▶ Saw action in 46 career games between Auburn (2018-19) and Massachusetts (2015-17) ... Started each of his last 45 contests, marking the 10th-longest active streak by an FBS OL
- ▶ Started all 13 games in 2019 and was named to the preseason All-SEC second-team by *Pro Football Focus* ... Also selected to the Reese's Senior Bowl watch list and was nominated for the William V. Campbell Trophy, which annually recognizes the top football scholar-athlete in the nation for his combined academic success, football performance and leadership ... Named to the SEC academic honor roll for the second consecutive season after transferring from Massachusetts in 2018
- ▶ In 2017, received *Phil Steele* All-Independent first-team and All-ECAC second-team honors after starting all 12 games at Massachusetts ... Part of an offense that averaged 30.6 points and 432.8 yards per game ... Spent time at LG and LT over nine games (eight starts) in 2016

PERSONAL

- ▶ Earned his bachelor's degree in hospitality and tourism management from Massachusetts and a graduate degree from Auburn
- ▶ Prepped at Daniel Hand (CT) High School, where he was a three-star recruit and earned team MVP honors following his senior year
- ▶ Is the son of John and Cory Driscoll and has two siblings, Flynn and Grace ... His father played football at New Hampshire

TRANSACTIONS

- ▶ **2020** - Drafted by PHI in 4th round (145th overall) ... **12/18/20** - Placed on Reserve/Injured ... **9/2/21** - Placed on Reserve/Injured ... **10/2/21** - Activated from Reserve/Injured ... **11/30/21** - Placed on Reserve/Injured



T.J. EDWARDS
LINEBACKER | 57



Height: 6-1 Weight: 242 DOB: Aug. 12, 1996 (Age 26)
NFL Experience: 4th Year (4th with Eagles) Draft: UDFA-19 by PHI
College: Wisconsin Hometown (HS): Lake Villa, IL (Lakes Community)

CAREER STATISTICS																		
			TACKLES				PASS RUSH			INTERCEPTIONS					FUMBLES		DEF SNAPS	
Year	Team	GP/S	Total	Solo	Asst	TFL	Sacks	QBH	QBP	Int	Yds	Lg	TD	PD	FF	FR	No	Pct
2019	Philadelphia	16/4	22	11	11	0	0.0	0	0	0	0	--	0	0	0	0	115	11%
2020	Philadelphia	12/12	64	34	30	5	2.0	2	5	1	13	13	0	1	2	0	490	45%
2021	Philadelphia	16/14	125	62	63	5	1.0	2	3	1	1	1	0	5	0	1	685	61%
2022	Philadelphia	15/15	138	81	57	8	2.0	5	9	0	0	--	0	7	0	1	913	94%
Totals		59/45	349	188	161	18	5.0	9	17	2	14	13	0	13	2	2	---	---
PLAYOFFS																		
2019	Philadelphia	1/0	1	1	0	0	0.0	0	0	0	0	--	0	0	0	0	10	16%
2021	Philadelphia	1/1	6	4	2	0	0.0	0	0	0	0	--	0	0	0	0	35	48%
Totals		2/1	7	5	2	0	0.0	0	0	0	0	--	0	0	0	0	---	---
ADDITIONAL STATISTICS																		
Special Teams Tackles: 19 - 2019 (8), 2020 (6), 2021 (5) Postseason Special Teams Tackles: 1 - 2019 (1) Blocked Punts: 1 - 2021 (1)																		

CAREER HIGHS		
Tackles	16	12/26/21 vs. NYG
Sacks	1.0	5x, last: 10/2/22 vs. Jax.
INTs	1	2x, last: 11/21/21 vs. NO
PDs	2	2x, last: 10/30/22 vs. Pit.
FFs	1	2x, last: 11/1/20 vs. Dal.
FRs	1	2x, last: 11/20/22 at Ind.

First job: Golf course for two days ... **Surprisingly good at:** Golf and video games ... **Biggest pet peeve:** When people don't take off their shoes ... **If he could play another sport, what position/team:** Short-stop or center field, Chicago Cubs ... **Favorite TV show:** *The Fresh Prince of Bel-Air* ... **Favorite meal:** Italian food, fettuccine ... **Favorite athlete growing up:** Brian Urlacher ... **Moment left starstruck:** "Coming into the NFL and being around guys you played with in *Madden*."



- BIRDSEED**
- ▶ Supported the Miracle League through the NFL's *My Cause My Cleats* initiative in 2021 ... The Miracle League provides opportunities for children with disabilities to play baseball, regardless of their abilities ... Has also represented the Greater Chicago Food Depository (2019-20), Philadelphia Coalition Against Hunger (2019) and Epilepsy Foundation for Eastern Pennsylvania (2022) through MCMC
 - ▶ Trains with the Watt family — **J.J. Watt**, **T.J. Watt**, and **Derek Watt** — at NX Level Sports Performance in Waukesha, WI, during the offseason ... Describes the workouts as intense and highly competitive
 - ▶ Prepped at Lakes Community (IL) High School, where he started at QB as a junior and senior ... Threw for 2,500+ yards in a pistol spread offense over those two seasons ... Additionally, sometimes played safety as a senior and was a member of the team's kickoff coverage unit
 - ▶ Credits his college recruitment to his willingness to seek blocks down-field and on RB cutbacks as a QB ... Recruiters admired his toughness on film during his junior year and pursued him as a LB

- NOTES TO KNOW**
- ▶ Ranks 8th in the league with 138 total tackles this season

- 2022 SEASON - EAGLES**
- ▶ Grabbed 6 tackles and 1.0 sack against Jax. (10/2/22) in a 29-21 win ... Sacked Jaguars QB **Trevor Lawrence** at the beginning of the third quarter
 - ▶ Led the defense with 10 tackles (9 solo) and logged 2 QB hits with 1.0 sack in the 24-8 win at Was. (9/25/22) ... Brought down Commanders QB **Carson Wentz** during the fourth quarter, contributing to the Eagles' 9.0-sack performance (T-4th-most sacks in franchise history)

2022 GAME-BY-GAME STATISTICS (PHI)												
Date	Opp		GP/S	Tot	Solo	Sk	Int	PD	FF	FR	Snaps	Pct
Sep 11	at Det	W	1/1	7	5	0.0	0	1	0	0	69	100%
Sep 19	Min	W	1/1	10	7	0.0	0	1	0	0	56	92%
Sep 25	at Was	W	1/1	10	9	1.0	0	0	0	0	74	96%
Oct 2	Jax	W	1/1	6	4	1.0	0	0	0	0	45	96%
Oct 9	at Ari	W	1/1	8	5	0.0	0	0	0	0	66	96%
Oct 16	Dal	W	1/1	14	6	0.0	0	1	0	0	65	97%
Oct 30	Pit	W	1/1	12	8	0.0	0	2	0	0	75	99%
Nov 3	at Hou	W	1/1	7	5	0.0	0	0	0	0	56	93%
Nov 14	Was	L	1/1	12	4	0.0	0	0	0	0	78	94%
Nov 20	at Ind	W	1/1	10	6	0.0	0	0	0	1	63	97%
Nov 27	GB	W	1/1	7	3	0.0	0	0	0	0	49	100%
Dec 4	Ten	W	1/1	6	4	0.0	0	1	0	0	43	78%
Dec 11	at NYG	W	1/1	6	2	0.0	0	1	0	0	48	75%
Dec 18	at Chi	W	1/1	9	5	0.0	0	0	0	0	57	97%
Dec 24	at Dal	L	1/1	14	8	0.0	0	0	0	0	69	95%
Jan 1	NO											
Jan 8	NYG											
Totals			15/15	138	81	2.0	0	7	0	1	913	94%

2021 SEASON - EAGLES

- Registered a career-high 125 tackles (62 solo), which ranked 2nd on the team and tied for the 6th-most by an Eagle since 1991 ... Added a career-high 5 PDs, 1 INT, 1.0 sack and 1 FR ... Finished as one of five NFL players with 125+ tackles, 1+ INTs and 1+ FRs, joining **DeVondre Campbell**, **Cole Holcomb**, **Eric Kendricks** and **Alex Singleton**
- Produced a career-high 16 tackles with 1 PD in the 34-10 victory vs. NYG (12/26/21) ... Marked the most single-game tackles by an Eagle since **Jamar Chaney** on 12/19/10 at N.Y. Giants (also 16)
- Recorded a team-high 10 tackles, 2 PDs (career high), 1 INT and 1 FR in the 40-29 win vs. NO (11/21/21) ... Intercepted Saints QB **Trevor Siemian** in the first quarter to set up a go-ahead TD drive by the Eagles ... Also recovered a fumble by Saints RB **Mark Ingram** in the third quarter ... Became the first Eagles LB to register an INT and FR in the same contest since **DeMeco Ryans** on 10/19/15 vs. N.Y. Giants
- Earned **NFC Special Teams Player of the Week** honors after blocking a punt by Panthers P **Joseph Charlton** late in the fourth quarter (recovered by **Shaun Bradley** at the CAR 27) to set up the game-winning TD drive in the 21-18 victory at Car. (10/10/21) ... Became the first Eagle to block a punt since **Kamu Grugier-Hill** on 12/17/17 at N.Y. Giants
- Sacked Cowboys QB **Dak Prescott** at Dal. (9/27/21)

2020 SEASON - EAGLES

- Posted 64 tackles (34 solo), 5 TFLs, 2.0 sacks, 2 FFs and 1 INT
- Registered his 1st career INT against Washington QB **Alex Smith** in the fourth quarter of the regular-season finale vs. Was. (1/3/21)
- Sacked Packers QB **Aaron Rodgers** at GB (12/6/20)
- Strip-sacked Cowboys QB **Ben DiNucci** for his 1st career sack in the fourth quarter of the 23-9 victory vs. Dal. (11/1/20) ... The fumble was recovered by **Rodney McLeod** and returned 53 yards for a score
- Forced a fumble on a punt return by Rams WR **Cooper Kupp** that was corralled by **K'Von Wallace** at the LAR 11 with 0:46 remaining in the first half vs. LAR (9/20/20) ... The takeaway set up an Eagles TD drive

2021 GAME-BY-GAME STATISTICS (PHI)												
Date	Opp		GP/S	Tot	Solo	Sk	Int	PD	FF	FR	Snaps	Pct
Sep 12	at Atl	W	1/1	4	0	0.0	0	0	0	0	29	40%
Sep 19	SF	L	1/1	6	3	0.0	0	0	0	0	21	30%
Sep 27	at Dal	L	1/1	3	2	1.0	0	0	0	0	31	40%
Oct 3	KC	L	1/0	2	1	0.0	0	0	0	0	17	25%
Oct 10	at Car	W	1/0	4	2	0.0	0	0	0	0	16	23%
Oct 14	TB	L	1/1	4	3	0.0	0	0	0	0	24	32%
Oct 24	at LV	L	1/1	5	1	0.0	0	0	0	0	27	41%
Oct 31	at Det	W	1/1	13	8	0.0	0	0	0	0	41	66%
Nov 7	LAC	L	1/1	14	5	0.0	0	0	0	0	66	96%
Nov 14	at Den	W	1/1	7	5	0.0	0	1	0	0	54	93%
Nov 21	NO	W	1/1	10	7	0.0	1	2	0	1	60	92%
Nov 28	at NYG	L	1/1	6	2	0.0	0	0	0	0	56	93%
Dec 5	at NYJ	W	1/1	11	6	0.0	0	0	0	0	57	97%
Dec 21	Was	W	1/1	6	4	0.0	0	1	0	0	52	95%
Dec 26	NYG	W	1/1	16	6	0.0	0	1	0	0	72	95%
Jan 2	at Was	W	1/1	14	7	0.0	0	0	0	0	62	98%
Jan 8	Dal	L	0/0	DID NOT PLAY								
Totals			16/14	125	62	1.0	1	5	0	1	685	61%
PLAYOFFS												
Jan 16	at TB	L	1/1	6	4	0.0	0	0	0	0	35	48%
Totals			1/1	6	4	0.0	0	0	0	0	35	48%

BLOCKED KICKS (1)		
Date	Opponent	Type
10/10/21	at Carolina Panthers (W, 21-18)	Punt



2020 GAME-BY-GAME STATISTICS (PHI)

Date	Opp		GP/S	Tot	Solo	Sk	Int	PD	FF	FR	Snap	Pct
Sep 13	at Was	L	1/1	2	1	0.0	0	0	0	0	20	29%
Sep 20	LAR	L	1/1	5	3	0.0	0	0	1	0	29	42%
Sep 27	Cin	T	1/1	3	1	0.0	0	0	0	0	51	71%
Oct 4	at SF	W	1/1	3	3	0.0	0	0	0	0	18	25%
Oct 11	at Pit	L	0/0	RESERVE/INJURED								
Oct 18	Bal	L	0/0	RESERVE/INJURED								
Oct 22	NYG	W	0/0	RESERVE/INJURED								
Nov 1	Dal	W	1/1	12	6	1.0	0	0	1	0	62	78%
Nov 15	at NYG	L	1/1	12	4	0.0	0	0	0	0	53	75%
Nov 22	at Cle	L	1/1	5	4	0.0	0	0	0	0	47	70%
Nov 30	Sea	L	1/1	6	5	0.0	0	0	0	0	49	73%
Dec 6	at GB	L	1/1	2	1	1.0	0	0	0	0	21	34%
Dec 13	NO	W	0/0	INACTIVE								
Dec 20	at Ari	L	1/1	1	1	0.0	0	0	0	0	20	29%
Dec 27	at Dal	L	1/1	6	2	0.0	0	0	0	0	63	90%
Jan 3	Was	L	1/1	7	3	0.0	1	1	0	0	57	90%
Totals			12/12	64	34	2.0	1	1	2	0	490	45%

2019 GAME-BY-GAME STATISTICS (PHI)

Date	Opp		GP/S	Tot	Solo	Sk	Int	PD	FF	FR	Snap	Pct
Sep 8	Was	W	1/0	0	0	0.0	0	0	0	0	0	0%
Sep 15	at Atl	L	1/0	0	0	0.0	0	0	0	0	0	0%
Sep 22	Det	L	1/0	0	0	0.0	0	0	0	0	0	0%
Sep 26	at GB	W	1/0	0	0	0.0	0	0	0	0	0	0%
Oct 6	NYJ	W	1/0	0	0	0.0	0	0	0	0	2	3%
Oct 13	at Min	L	1/0	4	4	0.0	0	0	0	0	10	14%
Oct 20	at Dal	L	1/0	3	2	0.0	0	0	0	0	22	31%
Oct 27	at Buf	W	1/1	4	1	0.0	0	0	0	0	15	24%
Nov 3	Chi	W	1/1	3	1	0.0	0	0	0	0	17	38%
Nov 17	NE	L	1/0	1	0	0.0	0	0	0	0	11	15%
Nov 24	Sea	L	1/0	1	0	0.0	0	0	0	0	2	3%
Dec 1	at Mia	L	1/0	0	0	0.0	0	0	0	0	4	6%
Dec 9	NYG	W	1/1	1	1	0.0	0	0	0	0	7	13%
Dec 15	at Was	W	1/0	2	2	0.0	0	0	0	0	8	15%
Dec 22	Dal	W	1/1	2	0	0.0	0	0	0	0	11	18%
Dec 29	at NYG	W	1/0	1	0	0.0	0	0	0	0	6	8%
Totals			16/4	22	11	0.0	0	0	0	0	115	11%

PLAYOFFS

Jan 5	Sea	L	1/0	1	1	0.0	0	0	0	0	10	16%
Totals			1/0	1	1	0.0	0	0	0	0	10	16%



2019 SEASON - EAGLES

- ▶ Totaled 22 tackles (11 solo) on defense while producing a career-high 8 special teams tackles ... Marked the most special teams tackles by an Eagles rookie since **Kurt Coleman** in 2010 (10) ... Ranked 2nd on the team in special teams snaps (334), behind **Nathan Gerry** (335)
- ▶ Began his debut season as one of two undrafted rookies to make the Eagles' opening day roster (also **Nate Herbig**)

COLLEGE HIGHLIGHTS

- ▶ His 52 starts during his four-year career at Wisconsin were the 2nd-most in school history and 5th-most by a Big Ten player ... Made 367 tackles and led the Badgers in tackles three times (2015, '16, '18) ... Logged 37.5 TFLs, 10 INTs (most ever by a school LB) and 8.0 sacks ... A member of a Badgers senior class that went 42-12 (.778), including a 27-8 (.771) mark in Big Ten play and a 4-0 record in bowl games
- ▶ Garnered All-Big Ten accolades from 2016-18 ... Received All-America recognition and was selected a Butkus Award finalist in 2017 ... Voted the 2016 Goodyear Cotton Bowl Classic Defensive MVP ... Collected Freshman All-America and Big Ten All-Freshman honors in 2015

PERSONAL

- ▶ Earned a degree in life sciences communication at Wisconsin
- ▶ A three-sport athlete at Lakes Community High School ... Lettered four years in basketball as a point guard and shooting guard and two years in baseball as a shortstop and center fielder
- ▶ Is the son of Cathy and Vince Edwards ... His brother, Lee Chiakas, was a rugby player at Southern Illinois ... His sister, Mia Edwards, competed in basketball at Edgewood College (Madison, WI)

TRANSACTIONS

- ▶ **2019** - Signed by PHI as UDFA ... **10/8/20** - Placed on Reserve/Injured ... **10/31/20** - Activated from Reserve/Injured ... **11/22/21** - Signed by PHI to 1-year contract extension



JAKE ELLIOTT
KICKER | 4



Height: 5-9 Weight: 167 DOB: Jan. 21, 1995 (Age 27)
NFL Experience: 6th Year (6th with Eagles) Draft: D5a-17 (153rd overall) by CIN Acquired: PS-Cin-17
College: Memphis Hometown (HS): La Grange, IL (Lyons Township)

SUPER BOWL CHAMPION: 2017 (LII) PRO BOWL: 2022

CAREER STATISTICS															
Year	Team	GP	FG-FGA	Pct	0-19	20-29	30-39	40-49	50+	Lg	XP-XPA	Pct	Pts	KO	TB
2017	Philadelphia	15	26-31	83.9	0-0	5-5	4-7	12-13	5-6	61	39-42	92.9	117	83	42
2018	Philadelphia	16	26-31	83.9	0-0	7-7	10-11	7-8	2-5	56	33-35	94.3	111	81	57
2019	Philadelphia	16	22-26	84.6	0-0	7-7	8-8	5-7	2-4	53	35-37	94.6	101	79	52
2020	Philadelphia	16	14-19	73.7	0-0	1-3	6-6	5-5	2-5	54	24-26	92.3	66	70	46
2021	Philadelphia	17	30-33	90.9	0-0	7-7	10-10	10-13	3-3	58	44-44	100.0	134	94	61
2022	Philadelphia	14	14-17	82.4	0-0	5-5	6-7	1-2	2-3	54	49-51	96.1	91	81	56
Totals		94	132-157	84.1	0-0	32-34	44-49	40-48	16-26	61	224-235	95.3	620	488	314
PLAYOFFS															
2017	Philadelphia	3	7-7	100.0	0-0	2-2	2-2	2-2	1-1	53	7-9	77.8	28	19	13
2018	Philadelphia	2	1-1	100.0	0-0	0-0	0-0	1-1	0-0	43	3-3	100.0	6	7	2
2019	Philadelphia	1	3-3	100.0	0-0	1-1	1-1	1-1	0-0	46	0-0	---	9	4	1
2021	Philadelphia	1	0-0	---	0-0	0-0	0-0	0-0	0-0	--	1-1	100.0	1	2	1
Totals		7	11-11	100.0	0-0	3-3	3-3	4-4	1-1	53	11-13	84.6	44	32	17
ADDITIONAL STATISTICS															
Successful Onside Kicks: 1 - 2017 (1) Punting: 3-112 - 2020 (2-77), 2022 - (1-35) Pass Attempts: 1 - 2019 (1)															

CAREER HIGHS		
Points	16	11/21/21 vs. NO
FGs	4	3x, last: 12/5/21 at NYJ
FG Attempts	4	5x, last: 12/5/21 at NYJ
Longest FG	61	9/24/17 vs. NYG
Longest Attempt	61	9/24/17 vs. NYG
PATs	6	11/5/17 vs. Den.

Hobbies: Golf ... First job: Tennis instructor ... If he could play another sport: Shortstop, Chicago Cubs ... Player he models his game after: Stephen Gostkowski ... Favorite meal: Deep dish pizza ... Favorite quote: "Success isn't owned. It's rented, and rent is due every day."



- CAREER HIGHLIGHTS
- Named to his first career Pro Bowl appearance following the 2021 season after producing a franchise-record 90.9% FG percentage
 - Recorded the longest FGs (43 and 46 yards) by a rookie in Super Bowl history during the 41-33 win over New England in Super Bowl LII
 - Connected on the longest postseason FG (53 yards) in Eagles history during the 2017 NFC Divisional Playoff victory vs. Atlanta (1/13/18)
 - Kicked a game-winning, 61-yard FG (franchise record and NFL rookie record) as time expired in the 27-24 win vs. NYG (9/24/17) ... At the time, the 61-yarder was tied for the 7th-longest FG in NFL history (also tied for the 3rd-longest game-ending FG in league history)

- BIRDSEED
- Has supported Street Tails Animal Rescue (STAR) through the NFL's My Cause My Cleats initiative ... The organization, where Elliott adopted his dog, Willy, is dedicated to helping the homeless, unwanted and abandoned dogs in the Philadelphia area find their forever homes ... Also supported Everytown for Gun Safety, which is an organization that builds awareness and teaches people about the issues of gun violence in America
 - Has also campaigned for the Animal Care & Control Team of Philadelphia, which was where his rescue dog was first taken in as a stray
 - Grew up playing multiple sports and had interest from colleges to play tennis ... Credits tennis with helping his mental toughness for kicking
 - Is a very skilled golfer who qualified for The Philadelphia Open Championship during the summer of 2022 ... The local pro-am tournament is held annually at the Philadelphia Cricket Club-Wissahickon

2022 GAME-BY-GAME STATISTICS (PHI)														
Date	Opp		FG-FGA	Pct	0-19	20-29	30-39	40-49	50+	Lg	XP-XPA	Pct	Pts	Kick by Kick
Sep 11	at Det	W	1-1	100.0	0-0	1-1	0-0	0-0	0-0	23	5-5	100.0	8	(23)
Sep 19	Min	W	1-2	50.0	0-0	0-0	1-1	0-1	0-0	38	3-3	100.0	6	(38), 41B
Sep 25	at Was	W	1-1	100.0	0-0	0-0	1-1	0-0	0-0	32	3-3	100.0	6	(32)
Oct 2	Jax	W	1-1	100.0	0-0	1-1	0-0	0-0	0-0	28	2-3	66.7	5	(28)
Oct 9	at Ari	W	INACTIVE											
Oct 16	Dal	W	2-2	100.0	0-0	0-0	1-1	0-0	1-1	51	2-2	100.0	8	(51), (34)
Oct 30	Pit	W	0-0	---	0-0	0-0	0-0	0-0	0-0	--	5-5	100.0	5	---
Nov 3	at Hou	W	0-1	0.0	0-0	0-0	0-0	0-0	0-1	--	3-3	100.0	3	54WR
Nov 14	Was	L	0-0	---	0-0	0-0	0-0	0-0	0-0	--	3-3	100.0	3	---
Nov 20	at Ind	W	1-1	100.0	0-0	1-1	0-0	0-0	0-0	22	2-2	100.0	5	(22)
Nov 27	GB	W	2-2	100.0	0-0	0-0	1-1	0-0	1-1	54	4-5	80.0	10	(31), (54)
Dec 4	Ten	W	0-0	---	0-0	0-0	0-0	0-0	0-0	--	5-5	100.0	5	---
Dec 11	at NYG	W	2-2	100.0	0-0	1-1	1-1	0-0	0-0	39	6-6	100.0	12	(29), (39)
Dec 18	at Chi	W	1-2	50.0	0-0	0-0	1-2	0-0	0-0	32	2-2	100.0	5	(32), 38RU
Dec 24	at Dal	L	2-2	100.0	0-0	1-1	0-0	1-1	0-0	47	4-4	100.0	10	(25), (47)
Jan 1	NO													
Jan 8	NYG													
Totals			14-17	82.4	0-0	5-5	6-7	1-2	2-3	54	49-51	96.1	91	---

- Originally joined the football team at Lyons Township (IL) High School when the head coach pulled him aside after winning a student kicking competition at the school's pep rally

NOTES TO KNOW

- His 620 career points are the 3rd-most in team history, behind **David Akers** (1,323, 1999-2010) and **Bobby Walston** (881, 1951-62) ... Is the fastest player in Eagles history to reach 500 points (77 games)
- Owns the 2nd-most career FGs (132) in franchise history, trailing only **David Akers** (294, 1999-2010) ... Holds the most 50+ yard FGs (17) ever by an Eagle (including playoffs)

2022 SEASON - EAGLES

-

2021 SEASON - EAGLES

- Received his first ever **Pro Bowl** nod after posting a franchise-record 90.9% FG percentage (30-of-33) and connecting on 44-of-44 PATs for a career-high 134 points (6th-most in Eagles single-season history) ... Finished as one of just three NFL kickers to make 90% FGs and 100% PATs, joining **Justin Tucker** (94.6%) and **Younghoe Koo** (93.1%)
- Including playoffs, finished the year converting 54 of his final 55 kicks (FGs and PATs) for a 98.2% percentage ... Led the NFL with 99 kicking points over the final 11 weeks of the season (Weeks 8-18)
- Connected on the game-winning, 42-yard FG in the 20-16 win at Was. (1/2/22) ... Booted the 42-yarder with 11:42 remaining in the fourth quarter ... Added a 41-yard FG with 2:25 to go to extend the lead
- Voted **NFC Special Teams Player of the Month** for the month of November ... Led all NFC kickers with 35 points and 8 FGs, including two 50+ yard FGs ... Became the first Eagle to garner NFC Special Teams Player of the Month honors since **David Akers** in 2010 (November)
- Recognized as the **NFC Special Teams Player of the Week** for Week 11 after setting a career high with 16 points in the 40-29 win vs. NO (11/21/21) ... Converted 4-of-4 FGs from 50, 37, 33 and 47 yards ... Marked the most points by an Eagles kicker since **Cody Parkey's** franchise-record, 19-point performance on 11/23/14 vs. Tennessee
- Kicked a 58-yard FG during the 21-18 win at Car. (10/10/21) ... The 58-yarder was the 2nd-longest FG of his career (61 yards on 9/24/17 vs. N.Y. Giants) as well as the 3rd-longest in team history

LONGEST FIELD GOALS		
Date	Opponent	Yds
9/24/17	vs. New York Giants (W, 27-24)	61
10/10/21	at Carolina Panthers (W, 21-18)	58
11/11/18	vs. Dallas Cowboys (L, 20-27)	56
11/27/22	vs. Green Bay Packers (W, 40-33)	54
9/27/20	vs. Cincinnati Bengals (T, 23-23)	54
10/13/19	at Minnesota Vikings (L, 20-38)	53
1/13/18	vs. Atlanta Falcons (Div.) (W, 15-10)	53
10/1/17	at Los Angeles Chargers (W, 26-24)	53
11/14/21	at Denver Broncos (W, 30-13)	52
12/6/20	at Green Bay Packers (L, 16-30)	52
10/16/22	vs. Dallas Cowboys (W, 26-17)	51
12/16/18	at Los Angeles Rams (W, 30-23)	51
10/29/17	vs. San Francisco 49ers (W, 33-10)	51
11/21/21	vs. New Orleans Saints (W, 40-29)	50
12/29/19	at New York Giants (W, 34-17)	50
10/23/17	vs. Washington (W, 34-24)	50
10/12/17	at Carolina Panthers (W, 28-23)	50



2021 GAME-BY-GAME STATISTICS (PHI)

Date	Opp		FG-FGA	Pct	0-19	20-29	30-39	40-49	50+	Lg	XP-XPA	Pct	Pts	Kick by Kick
Sep 12	at Atl	W	1-1	100.0	0-0	0-0	0-0	1-1	0-0	43	3-3	100.0	6	(43)
Sep 19	SF	L	1-2	50.0	0-0	0-0	0-0	1-2	0-0	45	0-0	---	3	(45), 47B
Sep 27	at Dal	L	0-0	---	0-0	0-0	0-0	0-0	0-0	--	3-3	100.0	3	---
Oct 3	KC	L	3-3	100.0	0-0	2-2	1-1	0-0	0-0	31	3-3	100.0	12	(29), (25), (31)
Oct 10	at Car	W	2-2	100.0	0-0	0-0	1-1	0-0	1-1	58	1-1	100.0	7	(30), (58)
Oct 14	TB	L	0-1	0.0	0-0	0-0	0-0	0-1	0-0	--	2-2	100.0	2	46WR
Oct 24	at LV	L	0-0	---	0-0	0-0	0-0	0-0	0-0	--	2-2	100.0	2	---
Oct 31	at Det	W	3-3	100.0	0-0	1-1	0-0	2-2	0-0	43	5-5	100.0	14	(43), (26), (41)
Nov 7	LAC	L	1-1	100.0	0-0	1-1	0-0	0-0	0-0	24	3-3	100.0	6	(24)
Nov 14	at Den	W	3-3	100.0	0-0	1-1	1-1	0-0	1-1	52	3-3	100.0	12	(30), (52), (23)
Nov 21	NO	W	4-4	100.0	0-0	0-0	2-2	1-1	1-1	50	4-4	100.0	16	(50), (37), (33), (47)
Nov 28	at NYG	L	0-0	---	0-0	0-0	0-0	0-0	0-0	--	1-1	100.0	1	---
Dec 5	at NYJ	W	4-4	100.0	0-0	0-0	2-2	2-2	0-0	46	3-3	100.0	15	(31), (32), (43), (46)
Dec 21	Was	W	2-2	100.0	0-0	1-1	1-1	0-0	0-0	0-0	3-3	100.0	9	(20), (37)
Dec 26	NYG	W	2-3	66.7	0-0	1-1	1-1	0-1	0-0	37	4-4	100.0	10	41WR, (22), (37)
Jan 2	at Was	W	2-2	100.0	0-0	0-0	0-0	2-2	0-0	42	2-2	100.0	8	(42), (41)
Jan 8	Dal	L	2-2	100.0	0-0	0-0	1-1	1-1	0-0	40	2-2	100.0	8	(38), (40)
Totals			30-33	90.9	0-0	7-7	10-10	10-13	3-3	58	44-44	100.0	134	---

PLAYOFFS														
Jan 16	at TB	L	0-0	---	0-0	0-0	0-0	0-0	0-0	--	1-1	100.0	1	---
Totals			0-0	---	0-0	0-0	0-0	0-0	0-0	--	1-1	100.0	1	---

2020 SEASON - EAGLES

- ▶ Connected on 14-of-19 FG attempts (73.7%) while also converting 24-of-26 PATs (92.3%) ... Combined for 66 total points

2019 SEASON - EAGLES

- ▶ Finished with an 84.6% FG percentage and 94.6% PAT percentage
- ▶ Registered postseason career-high-tying 3 FGs (46, 26 and 38 yards) during the NFC Wild Card Playoff vs. Sea. (1/5/19)
- ▶ Kicked the game-winning FG in the division-clinching victory at NYG (12/29/19) ... Posted a 50-yard FG to break a 17-17 tie in the fourth quarter of the eventual 34-17 win on the road
- ▶ Became the first kicker in Eagles history to start a season with 16 consecutive FGs ... Kicked a career-best 20 straight FGs from 12/23/18-12/1/19, which marked the 2nd-longest streak in franchise history, trailing only **Alex Henery** in 2012 (22)

2018 SEASON - EAGLES

- ▶ Totaled 111 points on 26 FGs (83.9%) and 33 PATs (94.3%)
- ▶ With 0:03 remaining in regulation and the Eagles trailing by a 29-30 score, kicked the game-winning, 35-yard FG as time expired to save the team's playoff hopes in a 32-30 victory vs. Hou. (12/23/18)

2017 SEASON - EAGLES

- ▶ Registered 117 points and 26 FGs during his rookie season ... Finished with the most 50+ yard FGs (5) and tied **David Akers** in 2004 for the most 40+ yard FGs (17) in single-season franchise history
- ▶ Tallied the longest Super Bowl FGs (43 and 46 yards) ever by a rookie during the 41-33 victory against New England in **Super Bowl LII** ... His 46-yarder gave the Eagles their final score, 41-33, with 1:05 to go
- ▶ Kicked the longest postseason FG (53 yards) in Eagles history during NFC Divisional Playoff victory vs. Atl. (1/13/18) ... Broke the previous mark of 51 yards set by **David Akers** on 1/4/09 at Minnesota



- ▶ Named **NFC Special Teams Player of the Week** after converting a game-winning, 61-yard FG (franchise record and NFL rookie record) as time expired in the 27-24 victory vs. NYG (9/24/17) ... At the time, the 61-yarder was tied for the 7th-longest FG in NFL history (also tied for the 3rd-longest game-ending FG in league history)

COLLEGE HIGHLIGHTS

- ▶ Four-time Lou Groza Award semifinalist (top collegiate placekicker), including a finalist in 2015 ... Totaled a school-best 445 career points, topping **Stephen Gostkowski** (369) and **DeAngelo Williams** (362)
- ▶ During his four seasons at Memphis, ranked 2nd among NCAA kickers in points (445), behind **Zane Gonzalez** (492) ... Holds the school record for longest FG (56 yards) and kicked 4 of the 5 longest FGs in program history from 56, 54, 53 and 53 yards

PERSONAL

- ▶ Recognized as the AAC Football Scholar-Athlete of the Year following his senior season at Memphis in 2016 ... Also a seven-time Dean's List student and three-time AAC All-Academic honoree

TRANSACTIONS

- ▶ **2017** - Drafted by CIN in 5th round (153rd overall) ... **9/2/17** - Waived by CIN ... **9/3/17** - Signed by CIN to practice squad ... **9/12/17** - Signed by PHI from CIN practice squad ... **2/22/19** - Signed by PHI to 1-year contract ... **11/27/19** - Signed by PHI to 5-year contract extension



2020 GAME-BY-GAME STATISTICS (PHI)														
Date	Opp		FG-FGA	Pct	0-19	20-29	30-39	40-49	50+	Lg	XP-XPA	Pct	Pts	Kick by Kick
Sep 13	at Was	L	1-2	50.0	0-0	0-0	1-1	0-0	0-1	38	2-2	100.0	5	(38), 53SH
Sep 20	LAR	L	2-2	100.0	0-0	0-0	2-2	0-0	0-0	38	1-1	100.0	7	(38), (33)
Sep 27	Cin	T	3-3	100.0	0-0	1-1	0-0	1-1	1-1	54	2-2	100.0	11	(27), (42), (54)
Oct 4	at SF	W	1-1	100.0	0-0	0-0	1-1	0-0	0-0	35	2-2	100.0	5	(35)
Oct 11	at Pit	L	0-1	0.0	0-0	0-0	0-0	0-0	0-1	--	3-3	100.0	3	57WR
Oct 18	Bal	L	0-1	0.0	0-0	0-0	0-0	0-0	0-1	--	0-0	---	0	52WR
Oct 22	NYG	W	1-2	50.0	0-0	0-1	1-1	0-0	0-0	31	1-1	100.0	4	(31), 29WL
Nov 1	Dal	W	0-0	---	0-0	0-0	0-0	0-0	0-0	--	1-1	100.0	1	---
Nov 15	at NYG	L	1-1	100.0	0-0	0-0	0-0	1-1	0-0	40	0-0	---	3	(40)
Nov 22	at Cle	L	1-1	100.0	0-0	0-0	0-0	1-1	0-0	43	2-2	100.0	5	(43)
Nov 30	Sea	L	1-1	100.0	0-0	0-0	0-0	1-1	0-0	42	0-1	0.0	3	(42)
Dec 6	at GB	L	1-1	100.0	0-0	0-0	0-0	0-0	1-1	52	1-2	50.0	4	(52)
Dec 13	NO	W	1-2	50.0	0-0	0-1	0-0	1-1	0-0	44	3-3	100.0	6	(44), 22LU
Dec 20	at Ari	L	0-0	---	0-0	0-0	0-0	0-0	0-0	--	2-2	100.0	2	---
Dec 27	at Dal	L	1-1	100.0	0-0	0-0	1-1	0-0	0-0	38	2-2	100.0	5	(38)
Jan 3	Was	L	0-0	---	0-0	0-0	0-0	0-0	0-0	--	2-2	100.0	2	---
Totals			14-19	73.7	0-0	1-3	6-6	5-5	2-5	54	24-26	92.3	66	---

2019 GAME-BY-GAME STATISTICS (PHI)														
Date	Opp		FG-FGA	Pct	0-19	20-29	30-39	40-49	50+	Lg	XP-XPA	Pct	Pts	Kick by Kick
Sep 8	Was	W	1-1	100.0	0-0	1-1	0-0	0-0	0-0	22	3-3	100.0	6	(22)
Sep 15	at Atl	L	2-2	100.0	0-0	0-0	1-1	1-1	0-0	41	0-0	---	6	(34), (41)
Sep 22	Det	L	1-1	100.0	0-0	1-1	0-0	0-0	0-0	25	3-3	100.0	6	(25)
Sep 26	at GB	W	0-0	---	0-0	0-0	0-0	0-0	0-0	--	4-4	100.0	4	---
Oct 6	NYJ	W	1-1	100.0	0-0	1-1	0-0	0-0	0-0	28	4-4	100.0	7	(28)
Oct 13	at Min	L	2-2	100.0	0-0	0-0	0-0	1-1	1-1	53	2-2	100.0	8	(53), (40)
Oct 20	at Dal	L	1-1	100.0	0-0	0-0	1-1	0-0	0-0	38	1-1	100.0	4	(38)
Oct 27	at Buf	W	1-1	100.0	0-0	0-0	1-1	0-0	0-0	37	2-3	66.7	5	(37)
Nov 3	Chi	W	3-3	100.0	0-0	2-2	1-1	0-0	0-0	38	1-2	50.0	10	(28), (28), (38)
Nov 17	NE	L	1-1	100.0	0-0	0-0	0-0	1-1	0-0	42	1-1	100.0	4	(42)
Nov 24	Sea	L	1-1	100.0	0-0	1-1	0-0	0-0	0-0	28	0-0	---	3	(28)
Dec 1	at Mia	L	3-4	75.0	0-0	0-0	1-1	2-3	0-0	48	2-2	100.0	11	(48), (43), 49WL, (37)
Dec 9	NYG	W	1-2	50.0	0-0	0-0	1-1	0-1	0-0	34	2-2	100.0	5	(34), 47WL
Dec 15	at Was	W	1-1	100.0	0-0	1-1	0-0	0-0	0-0	25	4-4	100.0	7	(25)
Dec 22	Dal	W	1-3	33.3	0-0	0-0	1-1	0-0	0-2	36	2-2	100.0	5	(36), 53WR, 55WL
Dec 29	at NYG	W	2-2	100.0	0-0	0-0	1-1	0-0	1-1	50	4-4	100.0	10	(31), (50)
Totals			22-26	84.6	0-0	7-7	8-8	5-7	2-4	53	35-37	94.6	101	---
PLAYOFFS														
Jan 5	Sea	L	3-3	100.0	0-0	1-1	1-1	1-1	0-0	46	0-0	---	9	(46), (26), (38)
Totals			3-3	100.0	0-0	1-1	1-1	1-1	0-0	46	0-0	---	9	---



2018 GAME-BY-GAME STATISTICS (PHI)														
Date	Opp		FG-FGA	Pct	0-19	20-29	30-39	40-49	50+	Lg	XP-XPA	Pct	Pts	Kick by Kick
Sep 6	Atl	W	1-1	100.0	0-0	1-1	0-0	0-0	0-0	26	1-1	100.0	4	(26)
Sep 16	at TB	L	0-1	0.0	0-0	0-0	0-0	0-1	0-0	--	3-3	100.0	3	42RU
Sep 23	Ind	W	2-3	66.7	0-0	1-1	1-1	0-0	0-1	33	2-2	100.0	8	55WL, (33), (24)
Sep 30	at Ten	L	3-3	100.0	0-0	1-1	2-2	0-0	0-0	37	2-2	100.0	11	(27), (30), (37)
Oct 7	Min	L	2-2	100.0	0-0	1-1	1-1	0-0	0-0	30	1-1	100.0	7	(30), (28)
Oct 11	at NYG	W	2-3	66.7	0-0	0-0	2-2	0-0	0-1	33	4-4	100.0	10	(33), 54WR, (30)
Oct 21	Car	L	1-2	50.0	0-0	0-0	0-1	1-1	0-0	46	2-2	100.0	5	36WR, (46)
Oct 28	at Jax	W	1-1	100.0	0-0	0-0	1-1	0-0	0-0	31	3-3	100.0	6	(31)
Nov 11	Dal	L	2-2	100.0	0-0	1-1	0-0	0-0	1-1	56	2-2	100.0	8	(56), (26)
Nov 18	at NO	L	0-0	---	0-0	0-0	0-0	0-0	0-0	--	1-1	100.0	1	---
Nov 25	NYG	W	3-3	100.0	0-0	1-1	0-0	2-2	0-0	43	0-0	---	9	(42), (28), (43)
Dec 3	Was	W	2-2	100.0	0-0	0-0	0-0	2-2	0-0	46	2-2	100.0	8	(46), (44)
Dec 9	at Dal	L	1-1	100.0	0-0	1-1	0-0	0-0	0-0	26	2-3	66.7	5	(26)
Dec 16	at LAR	W	3-4	75.0	0-0	0-0	1-1	1-1	1-2	51	3-3	100.0	12	(51), (34), (40), 53WR
Dec 23	Hou	W	2-2	100.0	0-0	0-0	1-1	1-1	0-0	47	2-3	66.7	8	(47), (35)
Dec 30	at Was	W	1-1	100.0	0-0	0-0	1-1	0-0	0-0	33	3-3	100.0	6	(33)
Totals			26-31	83.9	0-0	7-7	10-11	7-8	2-5	56	33-35	94.3	111	---
PLAYOFFS														
Jan 6	at Chi	W	1-1	100.0	0-0	0-0	0-0	1-1	0-0	43	1-1	100.0	4	(43)
Jan 13	at NO	L	0-0	---	0-0	0-0	0-0	0-0	0-0	--	2-2	100.0	2	---
Totals			1-1	100.0	0-0	0-0	0-0	1-1	0-0	43	3-3	100.0	6	---

2017 GAME-BY-GAME STATISTICS (CIN & PHI)														
Date	Opp		FG-FGA	Pct	0-19	20-29	30-39	40-49	50+	Lg	XP-XPA	Pct	Pts	Kick by Kick
Sep 10	Bal	L	BENGALS PRACTICE SQUAD											
SIGNED BY EAGLES FROM BENGALS PRACTICE SQUAD (9/12/17)														
Sep 17	at KC	L	2-3	66.7	0-0	0-0	1-2	1-1	0-0	40	2-2	100.0	8	(34), 30WL, (40)
Sep 24	NYG	W	2-3	66.7	0-0	0-0	0-0	1-1	1-2	61	3-3	100.0	9	52WL, (46), (61)
Oct 1	at LAC	W	4-4	100.0	0-0	0-0	0-0	3-3	1-1	53	2-2	100.0	14	(45), (40), (53), (47)
Oct 8	Ari	W	2-2	100.0	0-0	1-1	1-1	0-0	0-0	36	4-4	100.0	10	(36), (28)
Oct 12	at Car	W	2-2	100.0	0-0	0-0	0-0	1-1	1-1	50	2-2	100.0	8	(50), (48)
Oct 23	Was	W	2-3	66.7	0-0	0-0	0-0	1-2	1-1	50	4-4	100.0	10	(50), (42), 45RU
Oct 29	SF	W	2-2	100.0	0-0	0-0	0-0	1-1	1-1	51	1-3	33.3	7	(40), (51)
Nov 5	Den	W	1-1	100.0	0-0	0-0	0-0	1-1	0-0	45	6-7	85.7	9	(45)
Nov 19	at Dal	W	0-1	0.0	0-0	0-0	0-1	0-0	0-0	--	1-1	100.0	1	34WR
Nov 26	Chi	W	1-1	100.0	0-0	0-0	0-0	1-1	0-0	45	4-4	100.0	7	(45)
Dec 3	at Sea	L	1-1	100.0	0-0	1-1	0-0	0-0	0-0	26	1-1	100.0	4	(26)
Dec 10	at LAR	W	3-3	100.0	0-0	1-1	1-1	1-1	0-0	41	4-4	100.0	13	(22), (41), (33)
Dec 17	at NYG	W	2-2	100.0	0-0	2-2	0-0	0-0	0-0	28	4-4	100.0	10	(28), (20)
Dec 25	Oak	W	2-3	66.7	0-0	0-0	1-2	1-1	0-0	48	1-1	100.0	7	33WR, (35), (48)
Dec 31	Dal	L	0-0	---	0-0	0-0	0-0	0-0	0-0	--	0-0	---	0	---
Totals			26-31	83.9	0-0	5-5	4-7	12-13	5-6	61	39-42	92.9	117	---
PLAYOFFS														
Jan 13	Atl	W	3-3	100.0	0-0	1-1	1-1	0-0	1-1	53	0-1	0.0	9	(53), (37), (21)
Jan 21	Min	W	1-1	100.0	0-0	0-0	1-1	0-0	0-0	38	5-5	100.0	8	(38)
Feb 4	at NE	W	3-3	100.0	0-0	1-1	0-0	2-2	0-0	46	2-3	66.7	11	(25), (42), (46)
Totals			7-7	100.0	0-0	2-2	2-2	2-2	1-1	53	7-9	77.8	28	---



CHRISTIAN ELLISS
LINEBACKER | 53



Height: 6-3 Weight: 231 DOB: Jan. 2, 1999 (Age 23)
NFL Experience: 1st Year (1st with Eagles) Draft: UDFA-21 by MIN Acquired: FA-21
College: Idaho Hometown (HS): Highlands Ranch, CO (Valor Christian)

CAREER STATISTICS																		
			TACKLES				PASS RUSH			INTERCEPTIONS					FUMBLES		DEF SNAPS	
Year	Team	GP/S	Total	Solo	Asst	TFL	Sacks	QBH	QBP	Int	Yds	Lg	TD	PD	FF	FR	No	Pct
2021	Philadelphia	1/0	3	2	1	0	0.0	0	0	0	0	--	0	0	0	0	7	1%
2022	Philadelphia	4/0	7	5	2	0	0.0	0	0	0	0	--	0	0	0	0	22	2%
Totals		5/0	10	7	3	0	0.0	0	0	0	0	--	0	0	0	0	---	---
ADDITIONAL STATISTICS																		
Special Teams Tackles: 4 - 2022 (4)																		

CAREER HIGHS		
Tackles	4	12/11/22 at NYG
Sacks	--	---
INTs	--	---
PDs	--	---
FFs	--	---
FRs	--	---

Nickname: Family members call him Buddha ... Hobbies: Video games, hunting, fishing, four-wheeling, and snowmobiling ... Bucket list: Minister around the world and travel to Europe ... Desired talent: Piano ... Suprisingly good at: Can play the ukulele ... Favorite player growing up: Troy Polamalu ... Favorite movies: All Disney movies ... Favorite food: Polynesian food ... Favorite quote: John 3:16-21



BIRDSEED

- ▶ Is the third oldest of 12 children ... His brothers, Kaden and Noah, also played at Idaho and are now in the NFL ... Kaden, a LB, was selected by the Saints in the 7th round of the 2019 NFL Draft ... Noah, a DT, was signed by the Eagles as a UDFA during the 2022 offseason
- ▶ His father, Luther, was a 1st-round draft pick by Detroit in 1995 and a two-time Pro Bowl DL who spent nine years in the NFL with the Lions and Broncos ... Also later worked as a team chaplain with Denver

2022 SEASON - EAGLES



2021 SEASON - EAGLES & 49ERS

- ▶ Totaled 3 tackles (2 solo) in his NFL debut vs. Dal. (1/8/22)

COLLEGE HIGHLIGHTS

- ▶ Finished his Idaho career with 266 tackles (136 solo), 21 TFLs, 8 PDs, 4.5 sacks, 2 INTs, 2 FFs and 1 FR ... Voted first-team All-Big Sky as a junior and senior, leading the Vandals with 104 tackles, 12.5 TFLs and 4.5 sacks in 2019 ... Also named third-team All-Big Sky in 2018

PERSONAL

- ▶ Has been a high school star in two states, attending Judge Memorial Catholic (Salt Lake City, UT) and Valor Christian (Highlands Ranch, CO) High Schools ... Named South Metro Co-Defensive Player of the Year as a senior, doubling on offense with 12 receptions for 337 yards and 30 carries for 226 yards ... Also caught a 61-yard TD and logged an INT in the state title game ... Selected to play in the 2017 Polynesian Bowl ... Moved to Colorado when his father re-joined the Broncos

2022 GAME-BY-GAME STATISTICS (PHI)												
Date	Opp		GP/S	Tot	Solo	Sk	Int	PD	FF	FR	Snap	Pct
Sep 11	at Det	W	---	EAGLES PRACTICE SQUAD								
Sep 19	Min	W	---	EAGLES PRACTICE SQUAD								
Sep 25	at Was	W	---	EAGLES PRACTICE SQUAD								
Oct 2	Jax	W	---	EAGLES PRACTICE SQUAD								
Oct 9	at Ari	W	---	EAGLES PRACTICE SQUAD								
Oct 16	Dal	W	---	EAGLES PRACTICE SQUAD								
Oct 30	Pit	W	---	EAGLES PRACTICE SQUAD								
Nov 3	at Hou	W	---	EAGLES PRACTICE SQUAD								
Nov 14	Was	L	---	EAGLES PRACTICE SQUAD								
Nov 20	at Ind	W	---	EAGLES PRACTICE SQUAD								
Nov 27	GB	W	---	EAGLES PRACTICE SQUAD								
Dec 4	Ten	W	1/0	3	3	0.0	0	0	0	0	10	18%
Dec 11	at NYG	W	1/0	4	2	0.0	0	0	0	0	12	19%
Dec 18	at Chi	W	1/0	0	0	0.0	0	0	0	0	0	0%
Dec 24	at Dal	L	1/0	0	0	0.0	0	0	0	0	0	0%
Jan 1	NO											
Jan 8	NYG											
Totals			4/0	7	5	0.0	0	0	0	0	22	2%



2021 GAME-BY-GAME STATISTICS (PHI & SF)												
Date	Opp		GP/S	Tot	Solo	Sk	Int	PD	FF	FR	Snaps	Pct
Sep 12	at Atl	W	---	EAGLES PRACTICE SQUAD								
Sep 19	SF	L	---	EAGLES PRACTICE SQUAD								
Sep 27	at Dal	L	---	EAGLES PRACTICE SQUAD								
Oct 3	KC	L	---	EAGLES PRACTICE SQUAD								
RELEASED BY EAGLES FROM PS (10/6/21); SIGNED BY EAGLES TO PS (10/11/21)												
Oct 14	TB	L	---	EAGLES PRACTICE SQUAD								
RELEASED BY EAGLES FROM PS (10/18/21); SIGNED BY 49ERS TO PS (10/29/21)												
Oct 31	at Chi	W	---	49ERS PRACTICE SQUAD								
RELEASED BY 49ERS FROM PRACTICE SQUAD (11/5/21)												
NOT ON NFL ROSTER												
SIGNED BY EAGLES TO PRACTICE SQUAD (11/24/21)												
Nov 28	at NYG	L	---	EAGLES PRACTICE SQUAD								
Dec 5	at NYJ	W	---	EAGLES PRACTICE SQUAD								
Dec 21	Was	W	---	EAGLES PRACTICE SQUAD								
Dec 26	NYG	W	---	EAGLES PRACTICE SQUAD								
Jan 2	at Was	W	---	EAGLES PRACTICE SQUAD								
Jan 8	Dal	L	1/0	3	2	0.0	0	0	0	0	7	11%
Totals			1/0	3	2	0.0	0	0	0	0	7	1%
PLAYOFFS												
Jan 16	at TB	L	---	EAGLES PRACTICE SQUAD								
Totals			0/0	0	0	0.0	0	0	0	0	0	0%

TRANSACTIONS

- 2021 - Signed by MIN as UDFA ... 8/23/21 - Waived by MIN ... 9/9/21 - Signed by PHI to practice squad ... 10/6/21 - Released by PHI from practice squad ... 10/11/21 - Signed by PHI to practice squad ... 10/18/21 - Released by PHI from practice squad ... 10/29/21 - Signed by SF to practice squad ... 11/5/21 - Released by SF to practice squad ... 11/24/21 - Signed by PHI to practice squad ... 1/8/22 - Elevated by PHI from practice squad as COVID-19 replacement for Week 18 vs. Dallas ... 1/18/22 - Signed by PHI to reserve/future contract ... 8/30/22 - Waived by PHI ... 8/31/22 - Signed by PHI to practice squad ... 12/3/22 - Elevated by PHI from practice squad for Week 13 vs. Tennessee ... 12/10/22 - Elevated by PHI from practice squad for Week 14 at N.Y. Giants ... 12/17/22 - Elevated by PHI from practice squad for Week 15 at Chicago ... 12/23/22 - Signed by PHI to active roster from practice squad



NOAH ELLISS (NFI)

DEFENSIVE TACKLE



Height: 6-4 **Weight:** 346 **DOB:** March 31, 1999 (Age 23)
NFL Experience: Rookie (1st with Eagles) **Draft:** UDFA-22 by PHI
College: Idaho **Hometown (HS):** Highlands Ranch, CO (Valor Christian)

CAREER STATISTICS																		
			TACKLES				PASS RUSH			INTERCEPTIONS					FUMBLES		DEF SNAPS	
Year	Team	GP/S	Total	Solo	Asst	TFL	Sacks	QBH	QBP	Int	Yds	Lg	TD	PD	FF	FR	No	Pct
2022	Philadelphia	0/0	0	0	0	0	0.0	0	0	0	0	--	0	0	0	0	0	0%
Totals		0/0	0	0	0	0	0.0	0	0	0	0	--	0	0	0	0	---	---

CAREER HIGHS		
Tackles	--	---
Sacks	--	---
INTs	--	---
PDs	--	---
FFs	--	---
FRs	--	---

BIRDSEED

- ▶ Is one of 12 children ... His older brothers, Kaden and Noah, are also in the NFL ... Kaden, a LB, was selected by the Saints in the 7th round of the 2019 NFL Draft ... Christian, a LB, was signed by the Vikings as a UDFA in 2021 and is currently a member of the Eagles
- ▶ His father, Luther, was a 1st-round draft pick by Detroit in 1995 and a two-time Pro Bowl DL who spent nine years in the NFL with the Lions and Broncos ... Also later worked as a team chaplain with Denver

2022 GAME-BY-GAME STATISTICS (PHI)												
Date	Opp		GP/S	Tot	Solo	Sk	Int	PD	FF	FR	Snap	Pct
Sep 11	at Det	W	0/0	RESERVE/NFI								
Sep 19	Min	W	0/0	RESERVE/NFI								
Sep 25	at Was	W	0/0	RESERVE/NFI								
Oct 2	Jax	W	0/0	RESERVE/NFI								
Oct 9	at Ari	W	0/0	RESERVE/NFI								
Oct 16	Dal	W	0/0	RESERVE/NFI								
Oct 30	Pit	W	0/0	RESERVE/NFI								
Nov 3	at Hou	W	0/0	RESERVE/NFI								
Nov 14	Was	L	0/0	RESERVE/NFI								
Nov 20	at Ind	W	0/0	RESERVE/NFI								
Nov 27	GB	W	0/0	RESERVE/NFI								
Dec 4	Ten	W	0/0	RESERVE/NFI								
Dec 11	at NYG	W	0/0	RESERVE/NFI								
Dec 18	at Chi	W	0/0	RESERVE/NFI								
Dec 24	at Dal	L	0/0	RESERVE/NFI								
Jan 1	NO											
Jan 8	NYG											
Totals			0/0	0	0	0.0	0	0	0	0	0	0%

2022 SEASON - EAGLES

- ▶

COLLEGE HIGHLIGHTS

- ▶ Saw action in 21 games (15 starts) over three seasons at Idaho (2019-21), posting 75 tackles (30 solo), 8.5 TFLs, 3 PDs, 2.0 sacks and 1 FR
- ▶ Named All-Big Sky honorable mention after recording 46 tackles (22 solo), 6.5 TFLs, 3 PDs, 1.0 sack and 1 FR in 2021 ... Totaled 18 tackles with 1.5 TFLs and 1.0 sack during the 2020 campaign, which was held in the spring of 2021 due to the COVID-19 pandemic

PERSONAL

- ▶ Attended Valor Christian (CO) High School, where he was rated a four-star prospect by ESPN, *Scout* and *Rivals* ... Helped lead his team to back-to-back 5A state titles as a junior and senior, combining for 104 tackles, 27 TFLs and 11.5 sacks during those seasons

TRANSACTIONS

- ▶ **2022** - Signed by PHI as a UDFA ... **7/26/22** - Waived non-football injury by PHI ... **7/27/22** - Placed on Reserve/Non-Football Injury





MARCUS EPPS
SAFETY | 22



Height: 6-0 Weight: 191 DOB: Jan. 27, 1996 (Age 26)
NFL Experience: 4th Year (4th with Eagles) Draft: D6b-19 (191st overall) by MIN Acquired: W-Min-19
College: Wyoming Hometown (HS): Huntington Beach, CA (Edison)

CAREER STATISTICS																		
			TACKLES				PASS RUSH			INTERCEPTIONS					FUMBLES		DEF SNAPS	
Year	Team	GP/S	Total	Solo	Asst	TFL	Sacks	QBH	QBP	Int	Yds	Lg	TD	PD	FF	FR	No	Pct
2019	Minnesota	8/0	1	1	0	0	0.0	0	0	0	0	--	0	0	0	0	12	2%
	Philadelphia	7/0	5	4	1	0	0.0	0	0	0	0	--	0	0	0	0	99	10%
	Totals	15/0	6	5	1	0	0.0	0	0	0	0	--	0	0	0	0	---	---
2020	Philadelphia	14/5	38	30	8	0	0.0	0	0	2	0	0	0	4	0	0	363	33%
2021	Philadelphia	16/3	56	36	20	0	0.0	0	0	1	0	0	0	5	0	0	506	45%
2022	Philadelphia	15/15	81	58	23	3	0.0	0	0	0	0	--	0	4	1	0	964	99%
Totals		60/23	181	129	52	3	0.0	0	0	3	0	0	0	13	1	0	---	---
PLAYOFFS																		
2019	Philadelphia	1/0	3	2	1	0	0.0	0	0	0	0	--	0	0	0	0	13	20%
2021	Philadelphia	1/0	3	1	2	0	0.0	0	0	0	0	--	0	0	0	0	32	44%
Totals		2/0	6	3	3	0	0.0	0	0	0	0	--	0	0	0	0	---	---
ADDITIONAL STATISTICS																		
Special Teams Tackles: 17 - 2020 (9), 2021 (6), 2022 (2) Postseason Special Teams Tackles: 1 - 2021 (1)																		

CAREER HIGHS		
Tackles	11	10/24/21 at LV
Sacks	--	---
INTs	1	3x, last: 12/5/21 at NYJ
PDs	2	12/20/20 at Ari.
FFs	1	11/20/22 at Ind.
FRs	--	---



- BIRDSEED**
- ▶ Embarked on his first business venture by opening a gym – EBS Performance and Fitness – with his longtime trainer, Karif Byrd, in Costa Mesa, CA, in 2021 ... Has trained with Byrd, who he affectionately refers to as his ‘uncle,’ for over 10 years and credits him as being one of the reasons why he was able to walk on at Wyoming ... The facility includes 5,000 square feet of gym space and a turf field and offers sports performance, personal training, and group fitness programs
 - ▶ Previously supported Minding Your Mind through the NFL’s *My Cause My Cleats* initiative ... The organization is dedicated to ending stigmas and destructive behaviors associated with mental health challenges by using the power of storytelling to inspire and educate
- 2022 SEASON - EAGLES**
- ▶ Collected 5 tackles and tallied his first career FF in the 17-16 win at Ind. (11/20/22) ... Stripped the ball from Colts RB **Jonathan Taylor** to prevent the Colts from extending its lead in the fourth quarter
 - ▶ Totaled a team-high 10 tackles in the 38-35 win at Det. (9/11/22)
- 2021 SEASON - EAGLES**
- ▶ Produced career highs with 56 tackles (36 solo) and 5 PDs, including 1 INT ... Also ranked 3rd on the Eagles with 6 special teams tackles, trailing only **Shaun Bradley** (11) and **Alex Singleton** (7)
 - ▶ Picked off Jets QB **Zach Wilson** in the 33-18 win at NYJ (12/5/21)
 - ▶ Totaled a career-high 11 tackles at LV (10/24/21)
- 2020 SEASON - EAGLES**
- ▶ Registered 38 tackles (30 solo), 4 PDs and a career-high 2 INTs during his first full season with the Eagles ... Ranked 2nd on the team with a career-high 9 special teams tackles, behind **Rudy Ford** (11)

2022 GAME-BY-GAME STATISTICS (PHI)

Date	Opp	GP/S	Tot	Solo	Sk	Int	PD	FF	FR	Snaps	Pct
Sep 11	at Det	W	1/1	10	8	0.0	0	0	0	69	100%
Sep 19	Min	W	1/1	6	2	0.0	0	0	0	61	100%
Sep 25	at Was	W	1/1	5	4	0.0	0	0	0	77	100%
Oct 2	Jax	W	1/1	1	1	0.0	0	1	0	47	100%
Oct 9	at Ari	W	1/1	6	5	0.0	0	1	0	69	100%
Oct 16	Dal	W	1/1	5	5	0.0	0	1	0	67	100%
Oct 30	Pit	W	1/1	7	4	0.0	0	0	0	76	100%
Nov 3	at Hou	W	1/1	5	2	0.0	0	0	0	60	100%
Nov 14	Was	L	1/1	7	5	0.0	0	1	0	83	100%
Nov 20	at Ind	W	1/1	5	2	0.0	0	0	1	65	100%
Nov 27	GB	W	1/1	3	3	0.0	0	0	0	49	100%
Dec 4	Ten	W	1/1	2	2	0.0	0	0	0	45	82%
Dec 11	at NYG	W	1/1	8	7	0.0	0	0	0	64	100%
Dec 18	at Chi	W	1/1	5	3	0.0	0	0	0	59	100%
Dec 24	at Dal	L	1/1	6	5	0.0	0	0	0	73	100%
Jan 1	NO										
Jan 8	NYG										
Totals			15/15	81	58	0.0	0	4	1	964	99%

First job: "Helping my grandma around the office. She was a lawyer."

... **Bucket list:** Traveling around Europe ... **Biggest pet peeve:** When people chew with their mouth open ... **Favorite meal:** Mexican food, burrito ... **Favorite music/artists:** "Rap, hip-hop, Nipsey Hussle, Kendrick Lamar - West Coast guys." ... **Favorite athletes growing up:** Troy Polamalu and LeBron James ... **Moment left starstruck:** "Any time I saw a pro athlete when I was younger."



2021 GAME-BY-GAME STATISTICS (PHI)

Date	Opp	GP/S	Tot	Solo	Sk	Int	PD	FF	FR	Snaps	Pct
Sep 12	at Atl	W	1/1	2	1	0.0	0	0	0	8	11%
Sep 19	SF	L	1/0	2	1	0.0	0	0	0	32	46%
Sep 27	at Dal	L	1/0	4	2	0.0	0	1	0	67	87%
Oct 3	KC	L	1/0	2	2	0.0	0	0	0	19	28%
Oct 10	at Car	W	1/0	8	5	0.0	0	0	0	20	28%
Oct 14	TB	L	1/0	3	2	0.0	0	0	0	32	43%
Oct 24	at LV	L	1/1	11	5	0.0	0	0	0	66	100%
Oct 31	at Det	W	1/1	9	7	0.0	0	1	0	62	100%
Nov 7	LAC	L	1/0	2	2	0.0	0	0	0	26	38%
Nov 14	at Den	W	1/0	1	1	0.0	0	1	0	20	34%
Nov 21	NO	W	1/0	1	1	0.0	0	0	0	25	38%
Nov 28	at NYG	L	1/0	0	0	0.0	0	0	0	14	23%
Dec 5	at NYJ	W	1/0	4	2	0.0	1	1	0	34	58%
Dec 21	Was	W	1/0	3	3	0.0	0	0	0	17	31%
Dec 26	NYG	W	1/0	2	0	0.0	0	1	0	47	62%
Jan 2	at Was	W	1/0	2	2	0.0	0	0	0	17	27%
Jan 8	Dal	L	0/0	RESERVE/COVID-19							
Totals			16/3	56	36	0.0	1	5	0	506	45%
PLAYOFFS											
Jan 16	at TB	L	1/0	3	1	0.0	0	0	0	32	44%
Totals			1/0	3	1	0.0	0	0	0	32	44%

- ▶ Intercepted QB **Alex Smith** in the third quarter vs. Was. (1/3/21)
- ▶ Recorded his 1st career INT against Cardinals QB **Kyler Murray** in the end zone at Ari. (12/20/20) ... The takeaway helped set up the Eagles' game-tying TD drive late in the third quarter

2019 SEASON - VIKINGS & EAGLES

- ▶ Between stints with Minnesota and Philadelphia during his rookie year, combined for 6 tackles (5 solo) over 111 defensive snaps

COLLEGE HIGHLIGHTS

- ▶ Started 50 career games at Wyoming after originally joining the team as a walk-on ... Voted a captain during the 2016-18 seasons and was a named a finalist for the 2018 Burlsworth Trophy, given to the nation's top walk-on ... Finished with 325 tackles, 31 PDs and 9 INTs

PERSONAL

- ▶ He and his wife, Megan, have a son, Braxton
- ▶ Played both sides of the ball at Edison (CA) High School ... Recorded 3 INTs and caught 20 passes for 283 yards as a senior
- ▶ Majored in communication studies while at Wyoming

TRANSACTIONS

- ▶ **2019** - Drafted by MIN in 6th round (191st overall) ... **11/6/19** - Waived by MIN ... **11/7/19** - Claimed off waivers by PHI ... **11/5/20** - Placed on Reserve/COVID-19 ... **11/18/20** - Activated from Reserve/COVID-19 ... **1/3/22** - Placed on Reserve/COVID-19 ... **1/10/22** - Activated from Reserve/COVID-19



2020 GAME-BY-GAME STATISTICS (PHI)												
Date	Opp		GP/S	Tot	Solo	Sk	Int	PD	FF	FR	Snaps	Pct
Sep 13	at Was	L	1/0	1	1	0.0	0	0	0	0	3	4%
Sep 20	LAR	L	1/1	5	3	0.0	0	0	0	0	16	23%
Sep 27	Cin	T	1/0	0	0	0.0	0	1	0	0	8	11%
Oct 4	at SF	W	1/0	7	4	0.0	0	0	0	0	44	60%
Oct 11	at Pit	L	1/1	1	1	0.0	0	0	0	0	54	72%
Oct 18	Bal	L	0/0	INACTIVE								
Oct 22	NYG	W	1/0	0	0	0.0	0	0	0	0	0	0%
Nov 1	Dal	W	1/0	1	1	0.0	0	0	0	0	16	20%
Nov 15	at NYG	L	0/0	RESERVE/COVID-19								
Nov 22	at Cle	L	1/0	0	0	0.0	0	0	0	0	2	3%
Nov 30	Sea	L	1/0	1	1	0.0	0	0	0	0	3	4%
Dec 6	at GB	L	1/0	2	2	0.0	0	0	0	0	11	18%
Dec 13	NO	W	1/0	2	2	0.0	0	0	0	0	35	55%
Dec 20	at Ari	L	1/1	7	7	0.0	1	2	0	0	68	100%
Dec 27	at Dal	L	1/1	7	6	0.0	0	0	0	0	40	57%
Jan 3	Was	L	1/1	4	2	0.0	1	1	0	0	63	100%
Totals			14/5	38	30	0.0	2	4	0	0	363	33%

2019 GAME-BY-GAME STATISTICS (MIN & PHI)												
Date	Opp		GP/S	Tot	Solo	Sk	Int	PD	FF	FR	Snaps	Pct
Sep 8	Atl	W	1/0	0	0	0.0	0	0	0	0	1	1%
Sep 15	at GB	L	1/0	0	0	0.0	0	0	0	0	0	0%
Sep 22	Oak	W	1/0	1	1	0.0	0	0	0	0	8	14%
Sep 29	at Chi	L	1/0	0	0	0.0	0	0	0	0	0	0%
Oct 6	at NYG	W	1/0	0	0	0.0	0	0	0	0	0	0%
Oct 13	Phi	W	1/0	0	0	0.0	0	0	0	0	3	5%
Oct 20	at Det	W	1/0	0	0	0.0	0	0	0	0	0	0%
Oct 24	Was	W	1/0	0	0	0.0	0	0	0	0	0	0%
Nov 3	at KC	L	0/0	INACTIVE								
WAIVED BY VIKINGS (11/6/19); CLAIMED OFF WAIVERS BY EAGLES (11/7/19)												
Nov 17	NE	L	1/0	0	0	0.0	0	0	0	0	0	0%
Nov 24	Sea	L	1/0	0	0	0.0	0	0	0	0	2	26%
Dec 1	at Mia	L	1/0	0	0	0.0	0	0	0	0	4	6%
Dec 9	NYG	W	1/0	0	0	0.0	0	0	0	0	16	31%
Dec 15	at Was	W	1/0	1	1	0.0	0	0	0	0	13	25%
Dec 22	Dal	W	1/0	0	0	0.0	0	0	0	0	16	26%
Dec 29	at NYG	W	1/0	4	3	0.0	0	0	0	0	33	45%
Totals			15/0	6	5	0.0	0	0	0	0	---	---
PLAYOFFS												
Jan 5	Sea	L	1/0	3	2	0.0	0	0	0	0	13	20%
Totals			1/0	3	2	0.0	0	0	0	0	13	20%



KENNETH GAINWELL

RUNNING BACK | 14



Height: 5-9 Weight: 200 DOB: March 14, 1999 (Age 23)
NFL Experience: 2nd Year (2nd with Eagles) Draft: D5-21 (150th overall) by PHI
College: Memphis Hometown (HS): Yazoo City, MS (Yazoo County)

CAREER STATISTICS															
			RUSHING					RECEIVING					OFF SNAPS		
Year	Team	GP/S	Att	Yds	Avg	Lg	TD	Rec	Yds	Avg	Lg	TD	TYS	No	Pct
2021	Philadelphia	16/1	68	291	4.3	18t	5	33	253	7.7	19	1	544	298	27%
2022	Philadelphia	15/0	48	205	4.3	13	4	20	145	7.3	20	0	350	296	28%
Totals		31/1	116	496	4.3	18t	9	53	398	7.5	20	1	894	---	---
PLAYOFFS															
2021	Philadelphia	1/0	1	6	6.0	6	0	5	49	9.8	20	1	55	25	38%
Totals		1/0	1	6	6.0	6	0	5	49	9.8	20	1	55	---	---
ADDITIONAL STATISTICS															
Fumbles/Lost: 2/1 - 2021 (2/1) Kickoff Returns: 8-137 - 2021 (8-137) Postseason Kickoff Returns: 3-57 - 2021 (3-57) Postseason Fumble Recoveries: 1 - 2021 (1)															

CAREER HIGHS		
Rush Attempts	13	10/31/21 at Det.
Rushing Yards	78	1/8/22 vs. Dal.
Rushing Long	18t	2x, last: 1/8/22 vs. Dal
Rushing TDs	1	9x, last: 11/27/22 vs. GB
Receptions	6	10/3/21 vs. KC
Receiving Yards	58	10/3/21 vs. KC
Receiving Long	20	12/24/22 at Dal.
Receiving TDs	1	10/24/21 at LV
Scrimmage Yards	89	10/3/21 vs. KC
Offensive TDs	1	10x, last: 11/27/22 vs. GB



BIRDSEED

- ▶ Is cousins with Eagles DT **Fletcher Cox** ... Grew up an Eagles fan even before Cox was picked by the team ... His favorite RB was **Darren Sproles** and he also followed **Donovan McNabb** and **Michael Vick**
- ▶ His family was significantly impacted by the COVID-19 pandemic, with four relatives passing away due to the virus ... Resulted in his decision to opt out of his final collegiate season at Memphis in 2020
- ▶ Supported the Pediatric Stroke Program at the Children’s Hospital of Philadelphia through the NFL’s *My Cause My Cleats* initiative ... The program provides treatment for children who suffer from strokes and offers support to families of those impacted

2022 SEASON - EAGLES

- ▶ Contributed to the Eagles 363 rushing yards in the 40-33 win vs. GB (11/27/22) ... Finished with 39 yards on 8 carries and 1 TD while adding 1 reception for 7 yards
- ▶ Totaled 22 yards and 1 TD on 4 rushes and hauled in 3 passes for 16 yards in the 29-17 win at Hou. (11/3/22)
- ▶ Rushed 5 times for 19 yards and added a 10-yard rushing TD in a 29-21 win over Jax. (10/2/22)
- ▶ Registered 32 scrimmage yards (20 rushing, 12 receiving), including a 2-yard rushing TD, in the 38-35 victory at Det. (9/11/22)

2021 SEASON - EAGLES

- ▶ Posted 544 scrimmage yards (291 rushing, 253 receiving) and 6 TDs (5 rushing, 1 receiving) ... Ranked 1st among NFL rookie RBs in scrimmage yards per touch (5.4) ... Tied for the most rushing TDs in team rookie history, joining **Don Johnson** (1953) and **Steve Van Buren** (1944)
- ▶ Rushed for a career-high 78 yards and 1 TD vs. Dal. (1/8/22)
- ▶ Totaled 54 rushing yards and 1 TD while adding 33 yards on 5 receptions in the 33-18 victory at NYJ (12/5/21) ... Registered the go-ahead score in the second quarter with a career-long, 18-yard rushing TD
- ▶ Produced a career-high 89 scrimmage yards vs. KC (10/3/21) ... Tallied career highs in both receptions (6) and receiving yards (58)

2022 GAME-BY-GAME STATISTICS (PHI)

				RUSHING					RECEIVING						OFF SNAPS	
Date	Opp		GP/S	Att	Yds	Avg	Lg	TD	Rec	Yds	Avg	Lg	TD	TYS	No	Pct
Sep 11	at Det	W	1/0	5	20	4.0	7	1	2	12	6.0	8	0	32	23	30%
Sep 19	Min	W	1/0	2	7	3.5	4	0	1	11	11.0	11	0	18	19	26%
Sep 25	at Was	W	1/0	3	6	2.0	3	0	0	0	---	--	0	6	22	31%
Oct 2	Jax	W	1/0	5	19	3.8	10t	1	1	-2	-2.0	-2	0	17	22	27%
Oct 9	at Ari	W	1/0	3	20	6.7	11	0	0	0	---	--	0	20	16	22%
Oct 16	Dal	W	1/0	5	25	5.0	9	0	0	0	---	--	0	25	17	24%
Oct 30	Pit	W	1/0	1	3	3.0	3	0	1	8	8.0	8	0	11	14	25%
Nov 3	at Hou	W	1/0	4	22	5.5	8	1	3	16	5.3	8	0	38	18	28%
Nov 14	Was	L	1/0	1	7	7.0	7	0	1	5	5.0	5	0	12	16	32%
Nov 20	at Ind	W	1/0	1	0	0.0	0	0	0	0	---	--	0	0	11	16%
Nov 27	GB	W	1/0	8	39	4.9	10	1	1	7	7.0	7	0	46	27	34%
Dec 4	Ten	W	1/0	3	15	5.0	13	0	3	38	12.7	14	0	53	20	27%
Dec 11	at NYG	W	1/0	0	0	---	--	0	1	0	0.0	0	0	0	12	18%
Dec 18	at Chi	W	1/0	3	5	1.7	3	0	2	9	4.5	7	0	14	29	40%
Dec 24	at Dal	L	1/0	4	17	4.3	11	0	4	41	10.3	20	0	58	30	42%
Jan 1	NO															
Jan 8	NYG															
Totals			15/0	48	205	4.3	13	4	20	145	7.3	20	0	350	296	28%



Nicknames: Kenny, Kenny G and Iceman ... **Hobbies:** Fishing ... **Bucket list:** Travel out of the country ... **Favorite meal:** Meatlovers pizza ... **Favorite movie:** Spider-Man ... **Favorite TV show:** Sanford and Son, Good Times and Scooby-Doo

- ▶ Recorded his 1st career TD on an 8-yard rush during the third quarter of the 32-6, season-opening victory at Atl. (9/12/21) ... Gainwell and **DeVonta Smith** (18-yard receiving TD) became the first Eagles rookie duo to score TDs in a season opener since at least 1950

COLLEGE HIGHLIGHTS

- ▶ Played in 18 career games (14 starts) at Memphis and recorded 2,212 total yards (1,550 rushing, 662 receiving) with 17 TDs
- ▶ Led the Tigers to an AAC Championship behind an FBS-leading 2,069 all-purpose yards along with 1,459 rushing yards (12th nationally) as a redshirt freshman in 2019 ... Became just the third player in program history to register 2,000+ all-purpose yards in a season, joining **DeAngelo Williams** (2003-05) and **Darrell Henderson** (2018)
- ▶ Earned FWAA Freshman of the Year, first-team FWAA Freshman All-America and *Sporting News* All-America honors ... Also named the AAC Rookie of the Year and was a unanimous first-team selection

PERSONAL

- ▶ Is the son of Curtis and Monica Gainwell ... His younger brother, Kory, plays football at Memphis and was a teammate of Kenneth's
- ▶ Prepped at Yazoo County (MS) High School, where he led his team to four straight state playoff berths ... Logged 8,412 total yards, including 24 games with 100+ rushing yards, and 108 TDs in his career
- ▶ Majored in criminal justice during his time at Memphis

TRANSACTIONS

- ▶ **2021** - Drafted by PHI in 5th round (150th overall)



2021 GAME-BY-GAME STATISTICS (PHI)																
				RUSHING					RECEIVING						OFF SNAPS	
Date	Opp		GP/S	Att	Yds	Avg	Lg	TD	Rec	Yds	Avg	Lg	TD	TYS	No	Pct
Sep 12	at Atl	W	1/0	9	37	4.1	8t	1	2	6	3.0	9	0	43	25	35%
Sep 19	SF	L	1/0	6	14	2.3	6	0	2	18	9.0	9	0	32	19	33%
Sep 27	at Dal	L	1/0	1	2	2.0	2	0	3	32	10.7	19	0	34	18	31%
Oct 3	KC	L	1/0	3	31	10.3	13	1	6	58	9.7	15	0	89	29	39%
Oct 10	at Car	W	1/0	2	16	8.0	12	0	1	8	8.0	8	0	24	16	24%
Oct 14	TB	L	1/0	0	0	---	--	0	1	1	1.0	1	0	1	12	23%
Oct 24	at LV	L	1/0	5	20	4.0	7	0	4	41	10.3	15	1	61	35	51%
Oct 31	at Det	W	1/0	13	27	2.1	8	0	0	0	---	--	0	27	20	31%
Nov 7	LAC	L	1/0	2	3	1.5	2	1	0	0	---	--	0	3	11	19%
Nov 14	at Den	W	1/0	2	5	2.5	5	0	1	9	9.0	9	0	14	20	31%
Nov 21	NO	W	0/0	INACTIVE												
Nov 28	at NYG	L	1/0	0	0	---	--	0	3	32	10.7	14	0	32	11	16%
Dec 5	at NYJ	W	1/0	12	54	4.5	18t	1	5	33	6.6	16	0	87	27	38%
Dec 21	Was	W	1/0	0	0	---	--	0	0	0	---	--	0	0	6	8%
Dec 26	NYG	W	1/0	0	0	---	--	0	1	6	6.0	6	0	6	2	3%
Jan 2	at Was	W	1/0	1	4	4.0	4	0	0	0	---	--	0	4	8	13%
Jan 8	Dal	L	1/1	12	78	6.5	18	1	4	9	2.3	9	0	87	39	53%
Totals			16/1	68	291	4.3	18t	5	33	253	7.7	19	1	544	298	27%
PLAYOFFS																
Jan 16	at TB	L	1/0	1	6	6.0	6	0	5	49	9.8	20	1	55	25	38%
Totals			1/0	1	6	6.0	6	0	5	49	9.8	20	1	55	25	38%





C.J. GARDNER-JOHNSON (IR)
SAFETY | 23



Height: 5-11 Weight: 210 DOB: Dec. 20, 1997 (Age 25)
NFL Experience: 4th Year (1st with Eagles) Draft: D4-19 (105th overall) by NO Acquired: T-NO-22
College: Florida Hometown (HS): Cocoa, FL (Cocoa)

ALL-ROOKIE: 2019

CAREER STATISTICS																		
			TACKLES				PASS RUSH			INTERCEPTIONS					FUMBLES		DEF SNAPS	
Year	Team	GP/S	Total	Solo	Asst	TFL	Sacks	QBH	QBP	Int	Yds	Lg	TD	PD	FF	FR	No	Pct
2019	New Orleans	16/7	46	35	11	6	0.0	4	5	1	28	28	0	8	1	1	546	52%
2020	New Orleans	15/13	65	51	14	5	1.0	4	7	1	3	3	0	13	0	0	861	82%
2021	New Orleans	12/11	46	32	14	4	2.0	4	6	3	45	26	0	7	0	0	626	56%
2022	Philadelphia	11/11	60	55	5	4	1.0	2	5	6	54	25	0	8	0	0	666	68%
Totals		54/42	217	173	44	19	4.0	14	23	11	130	28	0	36	1	1	---	---
PLAYOFFS																		
2019	New Orleans	1/1	3	2	1	0	0.0	0	0	0	0	--	0	1	0	0	50	64%
2020	New Orleans	2/2	10	7	3	0	0.0	0	0	0	0	--	0	1	0	0	99	85%
Totals		3/3	13	9	4	0	0.0	0	0	0	0	--	0	2	0	0	---	---
ADDITIONAL STATISTICS																		
Special Teams Tackles: 4 - 2019 (3), 2020 (1)																		

CAREER HIGHS		
Tackles	11	11/20/22 at Ind.
Sacks	1.0	4x, last: 10/30/22 vs. Pit.
INTs	2	10/16/22 vs. Dal.
PDs	3	12/20/20 vs. KC
FFs	1	12/22/19 at Ten.
FRs	1	12/22/19 at Ten..

Place he'd like to visit: The Moon ... Someone he'd like to meet one day: Joel Embiid ... Favorite athletes growing up: LeBron James and Randy Moss ... Favorite movies: The Madagascar series ... Favorite TV show: SpongeBob SquarePants ... Favorite pregame music: NBA Youngboy ... Favorite food: Hibachi seafood



CAREER HIGHLIGHTS

- Selected to the 2019 PFWA All-Rookie Team

BIRDSEED

- Previously represented Boys Town and Raintree Family Services as a part of the NFL's *My Cause My Cleats* initiative ... Each group provides services to at-risk youth, including opportunities for growth ... Also supported Adopt.org through MCMC, an organization that supports the adoption community in Pennsylvania, New Jersey and Delaware

NOTES TO KNOW

- Tied with Tariq Woolen for the most INTs in the league this season (6)
- Is the first Eagle with an INT in 5 consecutive games since the 1970 merger

2022 SEASON - EAGLES

- Set a career-high with 11 tackles (10 solo) in the 17-16 win at Ind. (11/20/22)
- Picked off Texans QB Davis Mills in the 29-17 win over Hou. (11/3/22) ... His INT set the Eagles up to take a 21-14 lead in the third quarter ... Has recorded an INT in 4 consecutive games, which is the longest streak by an Eagle since Bill Bradley during the 1972 season (also 4 games)
- Recorded 8 tackles, 1.0 sack and 1 INT in the 35-13 win vs. Pit. (10/30/22)
- Tallied a career-high 2 INT in the 26-17 win vs. Dal. (10/16/22) ... Picked off Cowboys QB Cooper Rush in the second quarter to set the Eagles up to take a 14-point lead ... Intercepted Rush again late in the fourth quarter
- Contributed to a 20-17 win at Ari. (10/9/22), leading the team with a career-high-tying 10 tackles and recorded his first career INT as an Eagle ... Picked off Kyler Murray on the first play of the Cardinals second drive of the game

2022 GAME-BY-GAME STATISTICS (PHI)

Date	Opp		GP/S	Tot	Solo	Sk	Int	PD	FF	FR	Snap	Pct
Sep 11	at Det	W	1/1	5	5	0.0	0	1	0	0	67	97%
Sep 19	Min	W	1/1	5	4	0.0	0	0	0	0	61	100%
Sep 25	at Was	W	1/1	5	4	0.0	0	0	0	0	77	100%
Oct 2	Jax	W	1/1	2	2	0.0	0	0	0	0	47	100%
Oct 9	at Ari	W	1/1	10	10	0.0	1	1	0	0	69	100%
Oct 16	Dal	W	1/1	4	3	0.0	2	2	0	0	51	76%
Oct 30	Pit	W	1/1	8	7	1.0	1	1	0	0	76	100%
Nov 3	at Hou	W	1/1	3	2	0.0	1	1	0	0	59	98%
Nov 14	Was	L	1/1	6	6	0.0	1	2	0	0	83	100%
Nov 20	at Ind	W	1/1	11	11	0.0	0	0	0	0	65	100%
Nov 27	GB	W	1/1	1	1	0.0	0	0	0	0	11	22%
Dec 4	Ten	W	0/0	RESERVE/INJURED								
Dec 11	at NYG	W	0/0	RESERVE/INJURED								
Dec 18	at Chi	W	0/0	RESERVE/INJURED								
Dec 24	at Dal	L	0/0	RESERVE/INJURED								
Jan 1	NO											
Jan 8	NYG											
Totals			11/11	60	55	1.0	6	8	0	0	666	68%

2021 SEASON - SAINTS

- ▶ Produced a career-high 3 INTs while registering 46 tackles (32 solo), including 4 TFLs, 7 PDs and 2.0 sacks over 626 defensive snaps
- ▶ Had a game-clinching INT against Panthers QB **Sam Darnold** during the fourth quarter of the 18-10 win vs. Car. (1/2/22) ... Posted 1.0 sack
- ▶ Intercepted passes thrown by Buccaneers QB **Tom Brady** during each of the Saints' games against Tampa Bay (10/31/21 and 12/19/21)

2020 SEASON - SAINTS

- ▶ Recorded career highs in tackles (65) and PDs (team-high 13) ... Also finished the year with 7 pressures (career high), 5 TFLs and 1 INT
- ▶ Started playoff games vs. Chi. (1/10/21) and vs. TB (1/17/21) ... Had a team-high 8 tackles against the Bears in the NFC Divisional Playoff
- ▶ Tallied a career-high 3 PDs vs. KC (12/20/20)

2019 SEASON - SAINTS

- ▶ Garnered PFWA **All-Rookie** Team recognition after seeing action in all 16 games (seven starts) and posting 46 tackles (35 solo), including 6 TFLs, 8 PDs, 1 INT, 1 FF and 1 FR over 546 defensive snaps
- ▶ Logged 3 tackles (2 solo) and 1 PD during his first career postseason appearance in the NFC Wild Card Playoff vs. Min. (1/5/20)
- ▶ Notched his first career INT against Falcons QB **Matt Ryan** during the fourth quarter of the 26-18 victory at Atl. (11/28/19)

COLLEGE HIGHLIGHTS

- ▶ Played collegiately at Florida (2016-18) ... Totaled 161 tackles, 17 PDs, 9 INTs (3 TDs) and 4.0 sacks in 37 career games (26 starts)
- ▶ Twice named to the *Associated Press* All-Bowl Team (2016 and 2018) ... Selected the 2018 Chick-fil-A Peach Bowl Defensive MVP after recording 2 INTs and returning 1 for a score against Michigan ... Named the 2016 Outback Bowl MVP for his 2-INT performance against Iowa, which included 1 TD ... Became the second true freshman in Gators history to win a Bowl MVP Award, joining **Emmitt Smith** (1987)

2021 GAME-BY-GAME STATISTICS (NO)

Date	Opp		GP/S	Tot	Solo	Sk	Int	PD	FF	FR	Snap	Pct
Sep 12	GB	W	1/1	2	2	0.0	0	0	0	0	40	70%
Sep 19	at Car	L	0/0	INACTIVE								
Sep 26	at NE	W	1/1	5	4	1.0	0	1	0	0	62	86%
Oct 3	NYG	L	1/1	1	0	0.0	0	0	0	0	56	89%
Oct 10	at Was	W	1/1	5	3	0.0	0	0	0	0	77	93%
Oct 25	at Sea	W	1/1	5	2	0.0	0	1	0	0	51	91%
Oct 31	TB	W	1/1	6	5	0.0	1	1	0	0	59	97%
Nov 7	Atl	L	1/1	2	1	0.0	0	1	0	0	16	27%
Nov 14	at Ten	L	0/0	RESERVE/INJURED								
Nov 21	at Phi	L	0/0	RESERVE/INJURED								
Nov 25	Buf	L	0/0	RESERVE/INJURED								
Dec 2	Dal	L	0/0	RESERVE/INJURED								
Dec 12	at NYJ	W	1/0	1	0	0.0	1	0	0	0	36	55%
Dec 19	at TB	W	1/1	7	6	0.0	1	1	0	0	70	95%
Dec 27	Mia	L	1/1	7	5	0.0	0	0	0	0	64	98%
Jan 2	Car	W	1/1	1	1	0.0	1	1	0	0	52	85%
Jan 9	at Atl	W	1/1	4	3	0.0	0	1	0	0	43	86%
Totals			12/11	46	32	0.0	3	7	0	0	626	56%

PERSONAL

- ▶ Attended Cocoa (FL) High School, where he registered 55 tackles, 4.0 sacks and 2 INTs on defense and combined for 11 TDs on offense as a senior ... Helped guide his team to a 10-3 record and the Florida 4A state semifinals ... Appeared in the 2016 Under Armour All-American Game and was selected first-team all-state by *USA Today*
- ▶ Also competed in basketball and track and field ... Named the 2015 Class 2A Florida Dairy Farmers Track and Field Athlete of the Year

TRANSACTIONS

- ▶ **2019** - Drafted by NO in 4th round (105th overall) ... **12/30/20** - Placed on Reserve/COVID-19 ... **1/8/21** - Activated from Reserve/COVID-19 ... **12/11/21** - Placed on Reserve/Injured ... **12/11/21** - Activated from Reserve/Injured ... **8/30/22** - Acquired by PHI from NO with 2025 7th-round draft choice in exchange for 2023 5th-round draft choice and later of Eagles' two 2024 6th-round draft choices ... **12/3/22** - Placed on Reserve/Injured





2020 GAME-BY-GAME STATISTICS (NO)												
Date	Opp		GP/S	Tot	Solo	Sk	Int	PD	FF	FR	Snaps	Pct
Sep 13	TB	W	1/1	10	9	0.0	0	1	0	0	61	87%
Sep 21	at LV	L	1/1	1	0	0.0	0	0	0	0	55	69%
Sep 27	GB	L	1/1	6	6	0.0	0	0	0	0	60	97%
Oct 4	at Det	W	1/1	6	5	0.0	0	0	0	0	59	97%
Oct 12	LAC	W	1/0	2	2	0.0	0	0	0	0	59	83%
Oct 25	Car	W	1/0	5	5	0.0	0	1	0	0	33	71%
Nov 1	at Chi	W	1/1	8	7	0.0	0	0	0	0	69	99%
Nov 8	at TB	W	1/1	2	1	0.0	0	0	0	0	46	92%
Nov 15	SF	W	1/1	8	6	1.0	0	1	0	0	61	86%
Nov 22	Atl	W	1/1	4	2	0.0	0	2	0	0	57	92%
Nov 29	at Den	W	1/1	1	0	0.0	1	2	0	0	39	91%
Dec 6	at Atl	W	1/1	0	0	0.0	0	1	0	0	58	87%
Dec 13	at Phi	L	1/1	5	4	0.0	0	1	0	0	66	96%
Dec 20	KC	L	1/1	4	2	0.0	0	3	0	0	78	80%
Dec 25	Min	W	1/1	3	2	0.0	0	1	0	0	60	94%
Jan 3	at Car	W	0/0	RESERVE/COVID-19								
Totals			15/12	65	51	1.0	1	13	0	0	861	82%
PLAYOFFS												
Jan 10	Chi	W	1/1	8	6	0.0	0	0	0	0	48	98%
Jan 17	TB	L	1/1	2	1	0.0	0	1	0	0	51	73%
Totals			2/2	10	7	0.0	0	1	0	0	99	86%

2019 GAME-BY-GAME STATISTICS (NO)												
Date	Opp		GP/S	Tot	Solo	Sk	Int	PD	FF	FR	Snaps	Pct
Sep 9	Hou	W	1/0	0	0	0.0	0	0	0	0	3	5%
Sep 15	at LAR	L	1/0	1	1	0.0	0	0	0	0	10	15%
Sep 22	at Sea	W	1/0	0	0	0.0	0	0	0	0	1	1%
Sep 29	Dal	W	1/0	0	0	0.0	0	0	0	0	8	14%
Oct 6	TB	W	1/0	1	1	0.0	0	0	0	0	29	51%
Oct 13	at Jax	W	1/0	2	2	0.0	0	0	0	0	16	28%
Oct 20	at Chi	W	1/1	6	6	0.0	0	2	0	0	58	91%
Oct 27	Ari	W	1/1	5	3	0.0	0	2	0	0	48	98%
Nov 10	Atl	L	1/1	0	0	0.0	0	1	0	0	36	47%
Nov 17	at TB	W	1/1	3	3	0.0	0	1	0	0	61	91%
Nov 24	Car	W	1/1	6	3	0.0	0	0	0	0	61	82%
Nov 28	at Atl	W	1/0	1	1	0.0	1	1	0	0	37	41%
Dec 8	SF	L	1/0	3	2	0.0	0	0	0	0	26	41%
Dec 16	Ind	W	1/1	8	6	0.0	0	1	0	0	40	71%
Dec 22	at Ten	W	1/1	8	5	0.0	0	0	1	1	40	71%
Dec 29	at Car	W	1/1	2	2	0.0	0	0	0	0	50	70%
Totals			16/7	46	35	0.0	1	8	1	1	546	52%
PLAYOFFS												
Jan 5	Min	L	1/1	3	2	0.0	0	1	0	0	50	64%
Totals			1/1	3	2	0.0	0	1	0	0	50	64%



DALLAS GOEDERT

TIGHT END | 88

(pronounced GOD-ert)

Height: 6-5 Weight: 256 DOB: Jan. 3, 1995 (Age 27)

NFL Experience: 5th Year (5th with Eagles) Draft: D2-18 (49th overall) by PHI

College: South Dakota State Hometown (HS): Britton, SD (Britton-Hecla)



CAREER STATISTICS

Year	Team	GP/S	RECEIVING					OFF SNAPS	
			Rec	Yds	Avg	Lg	TD	No	Pct
2018	Philadelphia	16/8	33	334	10.1	32t	4	525	48%
2019	Philadelphia	15/9	58	607	10.5	28t	5	781	66%
2020	Philadelphia	11/9	46	524	11.4	41	3	602	53%
2021	Philadelphia	15/14	56	830	14.8	45	4	781	70%
2022	Philadelphia	10/10	46	611	13.3	31	3	609	58%
Totals		67/50	239	2,906	12.2	45	19	---	---

PLAYOFFS

2018	Philadelphia	2/0	2	20	10.0	10t	1	50	42%
2019	Philadelphia	1/1	7	73	10.4	17	0	67	97%
2021	Philadelphia	1/1	6	92	15.3	28	0	59	89%
Totals		4/2	15	185	12.3	28	1	---	---

ADDITIONAL STATISTICS

Fumbles/Lost: 4/3 - 2019 (2/2), 2021 (1/0), 2022 (1/1)

Kickoff Returns: 1-16 - 2019 (1-16) Special Teams Tackles: 5 - 2018 (3), 2019 (2)

Postseason Special Teams Tackles: 1 - 2018 (1) Fumble Recoveries: 2 - 2018 (1), 2021 (1)

CAREER HIGHS

Receptions	9	12/22/19 vs. Dal.
Receiving Yards	135	12/21/21 vs. Was.
Receiving Long	45	12/21/21 vs. Was.
Receiving TDs	2	12/5/21 at NYJ

First job: Owned a lawn care company ... **Surprisingly good at:** Unicycling ... **Favorite athletes growing up:** Brett Favre and Aaron Rodgers ... **Favorite TV show:** *The Office* ... **Favorite music:** Country



BIRDSEED

- ▶ Lived with **Avonte Maddox** during the first four years of his NFL career ... The inseparable duo is famously known for their “big brother, little brother” relationship, which has been captured in Wawa commercials as well as Amazon/NFL Films’ 2019 season of *All or Nothing* ... The two agreed to part ways in 2021, though Goedert wanted to buy a plot of land with two houses and ATVs to drive back and forth with
- ▶ Supported the Pass It On #ForTrevor movement through the league’s *My Cause My Cleats* campaign in 2021 ... Honored a cause started by the family of Trevor Zeuhlke, a former Britton-Hecla (SD) High School QB who became a source of inspiration locally after suffering a traumatic brain injury during a game that required hospitalization ... Also supported The WaWa Foundation through MCMC, ... The WaWa Foundation is a non-profit that is committed to building communities by providing care for those in need, leading hunger relief efforts and supporting military members
- ▶ Is a skilled unicyclist who used to ride in parades throughout neighborhoods around Britton, SD ... Considers learning how to ride a six-foot unicycle at 12 years old as the greatest feat of his unicycling career
- ▶ Played nine-man football lining up as a WR, RB and LB at Britton-Hecla High School due to the small population of his hometown

2022 SEASON - EAGLES

- ▶ Posted 3 catches for 23 yards and 1 TD vs. Was. (11/14/22) ... Hauled in his 3rd TD of the season on a 6-yard TD pass from **Jalen Hurts**
- ▶ Recorded 8 catches for 100 yards and 1 TD in the 29-17 win at Hou. (11/3/22) ... Extended the Eagles lead to double-digits in the fourth quarter following a 4-yard TD pass from **Jalen Hurts**
- ▶ Led the team with 95 receiving yards on 8 catches in a 20-17 win at Ari. (10/9/22) ... Made a 16-yard catch on a crucial third-and-12 late in the fourth quarter that help set up the game-winning field goal
- ▶ Hauled in 3 passes for 26 yards and 1 TD in the 24-8 victory at Was. (9/25/22) ... Lifted the Eagles to a 10-0 lead during the second quarter after scoring on a 23-yard screen pass (5th-longest TD of career)

2021 SEASON - EAGLES

- ▶ Recorded a career-high 830 yards with 4 TDs on 56 receptions (career-high 14.8 receiving average) ... Led all NFL TEs in receiving first-down percentage (75.0%) and ranked 2nd in yards per catch, trailing only **Kyle Pitts** (15.1) ... Totaled the 5th-most receiving yards among his position group, behind **Mark Andrews** (1,361), **Travis Kelce** (1,125), **Pitts** (1,026) and **George Kittle** (910) in that category
- ▶ Hauled in 7 passes for a career-best 135 yards (19.3 avg.) during the 27-17 victory vs. Was. (12/21/21) ... Became the first Eagle with 100+ receiving yards in back-to-back games since **Zach Ertz** in 2018
- ▶ Tallied 105 yards and a career-high 2 TDs on 6 receptions (17.5 avg.) in the 33-18 win at NYJ (12/5/21) ... Became the first Eagle to produce multiple 25+ yard TDs (36 and 25 yards) in a game since **DeSean Jackson** on 9/8/19 vs. Washington (51 and 53 yards)

2022 GAME-BY-GAME STATISTICS (PHI)										
Date	Opp		GP/S	Rec	Yds	Avg	Lg	TD	Snaps	Pct
Sep. 11	at Det	W	1/1	3	60	20.0	27	0	71	92%
Sep. 19	Min	W	1/1	5	82	16.4	24	0	61	84%
Sep. 25	at Was	W	1/1	3	26	8.7	23t	1	45	64%
Oct. 2	Jax	W	1/1	5	72	14.4	26	0	74	90%
Oct. 9	at Ari	W	1/1	8	95	11.9	31	0	70	96%
Oct. 16	Dal	W	1/1	2	22	11.0	14	0	70	99%
Oct. 30	Pit	W	1/1	6	64	10.7	17	0	42	74%
Nov. 3	at Hou	W	1/1	8	100	12.5	21	1	59	91%
Nov. 14	Was	L	1/1	3	23	7.7	15	1	50	100%
Nov. 20	at Ind	W	0/0	RESERVE/INJURED						
Nov. 27	GB	W	0/0	RESERVE/INJURED						
Dec. 4	Ten	W	0/0	RESERVE/INJURED						
Dec. 11	at NYG	W	0/0	RESERVE/INJURED						
Dec. 18	at Chi	W	0/0	RESERVE/INJURED						
Dec. 24	at Dal	L	1/1	3	67	22.3	25	0	67	94%
Jan. 1	NO									
Jan. 8	NYG									
Totals			10/10	46	611	13.3	31	3	609	58%

100+ YARD RECEIVING GAMES (4)		
Date	Opponent	Yds
12/21/21	vs. Washington (W, 27-17)	135
12/5/21	at New York Jets (W, 33-18)	105
9/13/20	at Washington (L, 17-27)	101
11/3/22	at Houston Texans (W, 29-17)	100

MULTI-TOUCHDOWN GAMES (1)		
Date	Opponent	TD
12/5/21	at New York Jets (W, 33-18)	2



2021 GAME-BY-GAME STATISTICS (PHI)										
Date	Opp		GP/S	Rec	Yds	Avg	Lg	TD	Snaps	Pct
Sep 12	at Atl	W	1/1	4	42	10.5	13	1	52	73%
Sep 19	SF	L	1/1	2	24	12.0	14	0	38	66%
Sep 27	at Dal	L	1/1	2	66	33.0	38	0	34	59%
Oct 3	KC	L	1/1	5	56	11.2	21	1	55	74%
Oct 10	at Car	W	1/0	2	28	14.0	20	0	45	67%
Oct 14	TB	L	0/0	RESERVE/COVID-19						
Oct 24	at LV	L	1/1	3	70	23.3	25	0	64	93%
Oct 31	at Det	W	1/1	6	72	12.0	19	0	44	68%
Nov 7	LAC	L	1/1	3	43	14.3	21	0	53	93%
Nov 14	at Den	W	1/1	2	28	14.0	24	0	13	20%
Nov 21	NO	W	1/1	5	62	12.4	16	0	75	96%
Nov 28	at NYG	L	1/1	1	0	0.0	0	0	64	96%
Dec 5	at NYJ	W	1/1	6	105	17.5	36t	2	68	96%
Dec 21	Was	W	1/1	7	135	19.3	45	0	66	93%
Dec 26	NYG	W	1/1	2	28	14.0	16	0	53	84%
Jan 2	at Was	W	1/1	6	71	11.8	18	0	57	93%
Jan 8	Dal	L	0/0	RESERVE/COVID-19						
Totals			15/14	56	830	14.8	45	4	781	70%
PLAYOFFS										
Jan 16	at TB	L	1/1	6	92	15.3	28	0	59	89%
Totals			1/1	6	92	15.3	28	0	59	89%

2020 SEASON - EAGLES

- ▶ Caught 46 passes for 524 yards and 3 TDs ... His 47.6 receiving yards per game ranked 5th among NFL TEs, trailing only **Travis Kelce** (94.4), **George Kittle** (79.3), **Darren Waller** (74.8) and **Mark Andrews** (50.1)
- ▶ Became the first Eagles TE to post 75+ receiving yards and 1 TD in back-to-back games (77 yards on 11/22/20 at Cleveland; 75 yards on 11/30/20 vs. Seattle) since **Keith Jackson** in 1999
- ▶ Posted 8 receptions for 101 yards and 1 TD at Was. (9/13/20)

2019 SEASON - EAGLES

- ▶ Produced Top 10 finishes among NFL TEs in receptions (58, 9th), receiving yards (607, 10th) and receiving TDs (5, T-7th) ... Also ranked 6th among NFL TEs with 331 yards after the catch
- ▶ Totaled 73 yards on 7 receptions in the NFC Wild Card Playoff vs. Sea. (1/5/20) ... Became the fourth Eagles TE with 7+ catches and 70+ yards in a playoff game, joining **Brent Celek** (10 rec., 83 yards on 1/18/09 at Arizona), **Zach Ertz** (8 rec., 93 yards on 1/21/18 vs. Minnesota) and **Keith Jackson** (7 rec., 142 yards on 12/31/88 at Chicago)
- ▶ Recorded a career-high 9 receptions for 91 yards, including a 6-yard TD, during the 17-9 victory vs. Dal. (12/22/19)

2018 SEASON - EAGLES

- ▶ Led all NFL rookie TEs with 4 receiving TDs (ranked 6th overall among rookies) in the regular season ... Tied for the 3rd-most receiving TDs ever by a rookie TE in franchise history, trailing only **Keith Jackson** in 1988 (6) and **Charle Young** in 1973 (6) in that category
- ▶ Hauled in a 10-yard TD pass from **Nick Foles** in the third quarter of the NFC Wild Card Playoff victory at Chi. (1/6/19) ... Became the first NFL rookie TE to catch a go-ahead TD in a postseason game since **Richard Rodgers** on 1/11/15 vs. Dallas with Green Bay

2020 GAME-BY-GAME STATISTICS (PHI)										
Date	Opp		GP/S	Rec	Yds	Avg	Lg	TD	Snaps	Pct
Sep 13	at Was	L	1/1	8	101	12.6	34t	1	54	79%
Sep 20	LAR	L	1/0	4	30	7.5	11	0	63	89%
Sep 27	Cin	T	1/0	1	7	7.0	7	0	6	7%
Oct 4	at SF	W	0/0	RESERVE/INJURED						
Oct 11	at Pit	L	0/0	RESERVE/INJURED						
Oct 18	Bal	L	0/0	RESERVE/INJURED						
Oct 22	NYG	W	0/0	RESERVE/INJURED						
Nov 1	Dal	W	1/1	1	15	15.0	15	0	53	84%
Nov 15	at NYG	L	1/1	4	33	8.3	12	0	62	93%
Nov 22	at Cle	L	1/1	5	77	15.4	32	1	68	100%
Nov 30	Sea	L	1/1	7	75	10.7	27	1	71	100%
Dec 6	at GB	L	1/1	5	66	13.2	41	0	52	84%
Dec 13	NO	W	1/1	4	43	10.8	19	0	59	86%
Dec 20	at Ari	L	1/1	4	39	9.8	16	0	73	88%
Dec 27	at Dal	L	1/1	3	38	12.7	23	0	41	56%
Jan 3	Was	L	0/0	INACTIVE						
Totals			11/9	46	524	11.4	41	3	602	53%



COLLEGE HIGHLIGHTS

- ▶ A two-time FCS All-America First Team selection (2016-17) and two-time FCS Walter Payton Award finalist (2016-17) at South Dakota State, where he finished with the 3rd-most catches (198), 4th-most receiving yards (2,988) and 5th-most receiving TDs (21) in school history ... Over his last two years with the Jackrabbits, led all FCS TEs in receptions (164) and receiving yards (2,404) while ranking 2nd in TDs (18)
- ▶ As a senior in 2017, earned first-team All-MVFC honors after leading nationally-ranked South Dakota State with 72 receptions and 1,111 receiving yards ... Ranked 2nd on the team with 7 TDs
- ▶ Received all-conference honors as a junior in 2016 after setting a school single-season record with 92 catches ... His 1,293 yards were the 5th-most in Jackrabbits history (most by a TE)
- ▶ Named first-team All-MVFC as a sophomore in 2015

PERSONAL

- ▶ A two-time all-state selection and three-time all-conference honoree in football and basketball at Britton-Hecla High School

TRANSACTIONS

- ▶ **2018** - Drafted by PHI in 2nd round (49th overall) ... **9/29/20** - Placed on Reserve/Injured ... **10/31/20** - Activated from Reserve/Injured ... **10/12/21** - Placed on Reserve/COVID-19 ... **10/21/21** - Activated from Reserve/COVID-19 ... **11/19/21** - Signed by PHI to 4-year contract extension ... **1/3/22** - Placed on Reserve/COVID-19 ... **1/10/22** - Activated from Reserve/COVID-19 ... **11/16/22** - Placed on Reserve/Injured ... **12/20/22** - Activated from Reserve/Injured

2019 GAME-BY-GAME STATISTICS (PHI)										
Date	Opp		GP/S	Rec	Yds	Avg	Lg	TD	Snaps	Pct
Sep 8	Was	W	1/0	2	16	8.0	9	0	41	55%
Sep 15	at Atl	L	0/0	DID NOT PLAY						
Sep 22	Det	L	1/0	0	0	0.0	0	0	9	12%
Sep 26	at GB	W	1/1	2	16	8.0	13	1	43	69%
Oct 6	NYJ	W	1/0	1	11	11.0	11	0	50	74%
Oct 13	at Min	L	1/1	5	48	9.6	13	0	46	71%
Oct 20	at Dal	L	1/1	4	69	17.3	28t	1	36	59%
Oct 27	at Buf	W	1/0	3	22	7.3	10	1	55	75%
Nov 3	Chi	W	1/1	4	39	9.8	16	0	70	79%
Nov 17	NE	L	1/1	3	36	12.0	21	1	61	81%
Nov 24	Sea	L	1/1	7	32	4.6	14	0	66	87%
Dec 1	at Mia	L	1/1	6	66	11.0	24	0	40	56%
Dec 9	NYG	W	1/0	3	41	13.7	28	0	60	67%
Dec 15	at Was	W	1/0	5	55	11.0	20	0	65	84%
Dec 22	Dal	W	1/1	9	91	10.1	22	1	65	90%
Dec 29	at NYG	W	1/1	4	65	16.3	28	0	74	100%
Totals			15/9	58	607	10.5	28t	5	781	66%
PLAYOFFS										
Jan 5	Sea	L	1/1	7	73	10.4	17	0	67	97%
Totals			1/1	7	73	10.4	17	0	67	97%

2018 GAME-BY-GAME STATISTICS (PHI)										
Date	Opp		GP/S	Rec	Yds	Avg	Lg	TD	Snaps	Pct
Sep 6	Atl	W	1/0	1	4	4.0	4	0	17	24%
Sep 16	at TB	L	1/0	0	0	---	--	0	17	22%
Sep 23	Ind	W	1/1	7	73	10.4	19	1	55	67%
Sep 30	at Ten	L	1/1	2	13	6.5	10	0	31	40%
Oct 7	Min	L	1/0	2	16	8.0	11	0	35	59%
Oct 11	at NYG	W	1/1	1	7	7.0	7	0	32	45%
Oct 21	Car	L	1/1	4	43	10.8	21	1	37	55%
Oct 28	at Jax	W	1/0	1	32	32.0	32t	1	30	48%
Nov 11	Dal	L	1/0	0	0	---	--	0	18	29%
Nov 18	at NO	L	1/1	0	0	---	--	0	16	31%
Nov 25	NYG	W	1/0	3	33	11.0	16	0	36	55%
Dec 3	Was	W	1/1	0	0	---	--	0	39	52%
Dec 9	at Dal	L	1/1	4	44	11.0	26	1	31	60%
Dec 16	at LAR	W	1/1	2	12	6.0	10	0	39	61%
Dec 23	Hou	W	1/0	3	30	10.0	24	0	48	59%
Dec 30	at Was	W	1/0	3	27	9.0	25	0	44	62%
Totals			16/8	33	334	10.1	32t	4	525	48%
PLAYOFFS										
Jan 6	at Chi	W	1/0	2	20	10.0	10t	1	30	44%
Jan 13	at NO	L	1/0	0	0	---	--	0	20	39%
Totals			2/0	2	20	10.0	10t	1	50	42%



MARIO GOODRICH (PS)

CORNERBACK | 31



Height: 6-0 Weight: 186 DOB: Jan. 12, 2000 (Age 22)

NFL Experience: Rookie (1st with Eagles) Draft: UDFA-22 by PHI

College: Clemson Hometown (HS): Lee's Summit, MO (Lee's Summit West)

CAREER STATISTICS

Year	Team	GP/S	TACKLES				PASS RUSH			INTERCEPTIONS					FUMBLES		DEF SNAPS	
			Total	Solo	Asst	TFL	Sacks	QBH	QBP	Int	Yds	Lg	TD	PD	FF	FR	No	Pct
2022	Philadelphia	0/0	0	0	0	0	0.0	0	0	0	0	--	0	0	0	0	0	0%
Totals		0/0	0	0	0	0	0.0	0	0	0	0	--	0	0	0	0	---	---

CAREER HIGHS

Tackles	--	---
Sacks	--	---
INTs	--	---
PDs	--	---
FFs	--	---
FRs	--	---



2022 SEASON - EAGLES



COLLEGE HIGHLIGHTS

- ▶ Concluded his four-year career at Clemson (2018-21) with 69 tackles (39 solo), 21 PDs, 5 INTs (1 TD), 1 FF and 1 FR in 47 career games (16 starts) ... Voted a team captain during his senior campaign
- ▶ Earned first-team All-ACC status and received third-team All-America accolades from *Pro Football Focus* as a senior in 2021 ... Teamed up with **Andrew Booth** to become the first single-school duo to sweep all-conference CB honors since 1997 ... Credited with 42 tackles (26 solo), 12 PDs, 2 INTs (1 TD) and 1 FF in 12 games (all starts) ... Named Cheez-It Bowl MVP after picking off a batted ball and returning it 18 yards for a TD as well as forcing a fumble on Iowa State's final play on offense to seal a game-winning turnover on downs
- ▶ Contributed to the Tigers' CFP National Championship-winning season in 2018, seeing action in 14 games as a freshman

PERSONAL

- ▶ Played DB and WR at Lee's Summit West (MO) High School ... Rated as the No. 6 CB in the nation by *247Sports* ... Recorded 140 tackles, 24 PDs, 13 TFLs and 11 INTs while adding 38 catches for 641 yards, 26 kickoff returns for 721 yards, and 28 punt returns for 487 yards ... Combined for 22 TDs five different ways over his career
- ▶ Gained a bachelor's degree in sports communication

TRANSACTIONS

- ▶ **2022** - Signed by PHI as UDFA ... **8/30/22** - Waived by PHI ... **8/31/22** - Signed by PHI to practice squad ... **11/14/22** - Elevated by PHI from practice squad for Week 10 vs. Washington

First job: Mowing lawns ... **Bucket list:** "I want to go to Dubai and ride four wheelers in the sand and all that." ... **Desired talent:** Golf ... **What he wanted to grow up to be when he was younger:** "I wanted to be a hooper or an actor." ... **Someone he'd like to meet:** Meagan Good ... **Favorite athletes:** LeBron James and Champ Bailey ... **Favorite movie:** *Taken* ... **Favorite TV show:** *Power* ... **Favorite music artists:** NBA YoungBoy and Lil Durk ... **Favorite food:** Shrimp fried rice



2022 GAME-BY-GAME STATISTICS (PHI)												
Date	Opp		GP/S	Tot	Solo	Sk	Int	PD	FF	FR	Snap	Pct
Sep 11	at Det	W	---	EAGLES PRACTICE SQUAD								
Sep 19	Min	W	---	EAGLES PRACTICE SQUAD								
Sep 25	at Was	W	---	EAGLES PRACTICE SQUAD								
Oct 2	Jax	W	---	EAGLES PRACTICE SQUAD								
Oct 9	at Ari	W	---	EAGLES PRACTICE SQUAD								
Oct 16	Dal	W	---	EAGLES PRACTICE SQUAD								
Oct 30	Pit	W	---	EAGLES PRACTICE SQUAD								
Nov 3	at Hou	W	---	EAGLES PRACTICE SQUAD								
Nov 14	Was	L	---	DID NOT PLAY								
Nov 20	at Ind	W	---	EAGLES PRACTICE SQUAD								
Nov 27	GB	W	---	EAGLES PRACTICE SQUAD								
Dec 4	Ten	W	---	EAGLES PRACTICE SQUAD								
Dec 11	at NYG	W	---	EAGLES PRACTICE SQUAD								
Dec 18	at Chi	W	---	EAGLES PRACTICE SQUAD								
Dec 24	at Dal	L	---	EAGLES PRACTICE SQUAD								
Jan 1	NO											
Jan 8	NYG											
Totals			0/0	0	0	0.0	0	0	0	0	0	0%





BRANDON GRAHAM
DEFENSIVE END | 55



Height: 6-2 Weight: 265 DOB: April 3, 1988 (Age 34)
NFL Experience: 13th Year (13th with Eagles) Draft: D1-10 (13th overall) by PHI
College: Michigan Hometown (HS): Detroit, MI (Crockett Vocational Technical)

SUPER BOWL CHAMPION: 2017 (LII) ALL-PRO: 2016 PRO BOWL: 2021

CAREER STATISTICS																		
			TACKLES				PASS RUSH			INTERCEPTIONS					FUMBLES		DEF SNAPS	
Year	Team	GP/S	Total	Solo	Asst	TFL	Sacks	QBH	QBP	Int	Yds	Lg	TD	PD	FF	FR	No	Pct
2010	Philadelphia	13/6	13	12	1	3	3.0	8	N/A	0	0	--	0	0	2	0	N/A	N/A
2011	Philadelphia	3/0	4	4	0	1	0.0	0	N/A	0	0	--	0	0	0	0	N/A	N/A
2012	Philadelphia	16/6	38	30	8	7	5.5	11	N/A	0	0	--	0	1	2	1	420	40%
2013	Philadelphia	16/0	15	11	4	4	3.0	5	N/A	0	0	--	0	0	1	0	323	27%
2014	Philadelphia	16/1	41	32	9	12	5.5	9	N/A	0	0	--	0	0	4	0	499	43%
2015	Philadelphia	16/10	51	39	12	11	6.5	10	N/A	0	0	--	0	1	3	0	858	71%
2016	Philadelphia	16/16	59	41	18	14	5.5	22	54	0	0	--	0	1	2	1	764	75%
2017	Philadelphia	15/15	47	33	14	15	9.5	14	47	0	0	--	0	2	2	1	666	65%
2018	Philadelphia	16/16	39	31	8	9	4.0	11	44	0	0	--	0	2	1	1	753	72%
2019	Philadelphia	16/16	50	35	15	15	8.5	17	53	0	0	--	0	0	1	2	791	76%
2020	Philadelphia	16/16	46	35	11	13	8.0	16	36	0	0	--	0	0	2	1	757	69%
2021	Philadelphia	2/2	2	2	0	1	0.0	1	3	0	0	--	0	0	0	0	51	5%
2022	Philadelphia	15/0	30	17	13	9	9.0	14	35	0	0	--	0	1	2	0	379	39%
Totals		176/104	435	322	113	114	68.0	138	---	0	0	--	0	8	22	7	---	---
PLAYOFFS																		
2013	Philadelphia	1/0	2	1	1	1	1.0	2	N/A	0	0	--	0	0	0	0	22	31%
2017	Philadelphia	3/3	4	4	0	1	1.0	5	12	0	0	--	0	0	1	0	162	79%
2018	Philadelphia	2/2	5	3	2	0	1.5	1	9	0	0	--	0	0	1	0	123	87%
2019	Philadelphia	1/1	0	0	0	0	0.0	0	1	0	0	--	0	0	0	0	38	59%
Totals		7/6	11	8	3	2	3.5	8	---	0	0	--	0	0	2	0	---	---
ADDITIONAL STATISTICS																		
Fumble Recovery TDs: 1 - 2017 (1) Special Teams Tackles: 11 - 2013 (5), 2014 (6) Postseason Special Teams Tackles: 1 - 2013 (1) Kickoff Returns: 2-14 - 2013 (2-14)																		

CAREER HIGHS		
Tackles	9	12/4/16 at Cin.
Sacks	3.0	2x, last: 12/11/22 at NYG
INTs	--	---
PDs	1	7x, last: 12/30/18 at Was.
FFs	2	11/8/15 at Dal.
FRs	1	7x, last: 11/1/20 vs. Dal.



- CAREER HIGHLIGHTS
- ▶ Earned his first career **Pro Bowl** nod following the 2020 season after leading the Eagles in sacks (8.0), TFLs (13) and pressures (36)
 - ▶ Posted one of the top defensive plays in team history when he strip-sacked Patriots QB **Tom Brady** in the fourth quarter of **Super Bowl LII** (recovered by **Derek Barnett**) ... The takeaway set up a 46-yard FG by **Jake Elliott** that gave the Eagles a 41-33 lead with 1:05 remaining
 - ▶ Voted second-team **All-Pro** by the *Associated Press* in 2016, when he registered career highs in pressures (54) and QB hits (22)
- BIRDSEED
- ▶ His foundation, Team Graham, offers its time and resources to various organizations and causes in the Detroit area ... Team Graham's efforts include mentoring girls and boys, giving away clothes, and feeding the homeless and needy families, in addition to fundraising events
 - ▶ Has supported the Detroit Police Athletic League through the NFL's *My Cause My Cleats* campaign ... The Detroit PAL is the youth football organization he originally played in while growing up

2022 GAME-BY-GAME STATISTICS (PHI)												
Date	Opp		GP/S	Tot	Solo	Sk	Int	PD	FF	FR	Snaps	Pct
Sep 11	at Det	W	1/0	1	0	0.5	0	0	0	0	29	42%
Sep 19	Min	W	1/0	2	1	0.0	0	0	0	0	29	48%
Sep 25	at Was	W	1/0	6	4	2.5	0	1	1	0	27	35%
Oct 2	Jax	W	1/0	3	0	0.0	0	0	0	0	20	43%
Oct 9	at Ari	W	1/0	2	2	0.0	0	0	0	0	33	48%
Oct 16	Dal	W	1/0	1	0	0.0	0	0	0	0	29	43%
Oct 30	Pit	W	1/0	0	0	0.0	0	0	0	0	13	17%
Nov 3	at Hou	W	1/0	1	1	0.0	0	0	0	0	23	38%
Nov 14	Was	L	1/0	2	1	0.0	0	0	0	0	34	41%
Nov 20	at Ind	W	1/0	2	2	1.0	0	0	0	0	29	45%
Nov 27	GB	W	1/0	1	0	0.5	0	0	0	0	21	43%
Dec 4	Ten	W	1/0	3	1	1.0	0	0	0	0	18	33%
Dec 11	at NYG	W	1/0	4	4	3.0	0	0	1	0	29	45%
Dec 18	at Chi	W	1/0	0	0	0.0	0	0	0	0	16	27%
Dec 24	at Dal	L	1/0	2	1	0.5	0	0	0	0	29	40%
Jan 1	NO											
Jan 8	NYG											
Totals			15/0	30	17	9.0	0	1	2	0	379	39%

- ▶ Nominated by the Eagles as their 2022 Walter Payton Man of the Year candidate ... The award is considered the NFL's most prestigious honor and recognizes players who have exhibited excellence on the field as well as a passion to impact the lives of others in their community

NOTES TO KNOW

- ▶ Is in his 13th season, which is tied with **Brian Dawkins** (1996-2008), **Harold Carmichael** (1971-83), **Frank "Bucko" Kilroy** (1943-55) and **Vic Sears** (1941-53) for the 2nd-most in franchise history, trailing only **Chuck Bednarik**'s 14-year career (1949-62) with the Eagles
- ▶ Has appeared in 176 career regular-season contests, which are the most ever by an Eagles DL ... Overall, ranks 4th on the team's all-time list, behind **Brian Dawkins** (183, 1996-2008) among the franchise's all-time defensive players
- ▶ Owns the 4th-most sacks (68.0) in Eagles history, trailing only **Reggie White** (124.0, 1985-92), **Trent Cole** (85.5, 2005-14) and **Clyde Simmons** (76.0, 1986-93) ... Leads the team with 39.0 sacks since 2017

2022 SEASON - EAGLES

- ▶ Earned his second **NFC Defensive Player of the Week** honor after tying a career-high 3.0 sacks along with 4 tackles, 3 QB hits and 3 TFLs in the 48-22 win at NYG (12/11/22) ... Recorded all sacks in the second half to contribute to a 6.0 sack performance by the Eagles defense
- ▶ Totaled 2 tackles, 1.0 sack and 1 QB hits against Ten. (12/4/22)
- ▶ Notched 3 tackles and 1.0 sack in the 17-16 win at Ind. (11/21/22) ... Brought down Colts QB **Matt Ryan** with under a minute left in the fourth quarter to help close out the victory
- ▶ Earned **NFC Defensive Player of the Week** honors for the first time in his career after recording 6 tackles (4 solo), 6 pressures, 5 QB hits, 2.5 sacks, 1 FF and 1 PD in the 24-8 win at Was. (9/25/22) ... Contributed to the Eagles' 9.0-sack performance (T-4th-most in team history) ... Strip-sacked Commanders QB **Carson Wentz** (recovered by **Javon Hargrave**) in the second quarter, setting up an Eagles TD the next possession
- ▶ Combined with Fletcher Cox on a third-down split-sack of Lions QB **Jared Goff** in the fourth quarter of the 38-35 win at Det. (9/11/22)

2021 SEASON - EAGLES

- ▶ Totaled 3 pressures, 2 tackles and 1 QB hit in 51 defensive snaps

2021 GAME-BY-GAME STATISTICS (PHI)												
Date	Opp		GP/S	Tot	Solo	Sk	Int	PD	FF	FR	Snaps	Pct
Sep 12	at Atl	W	1/1	2	2	0.0	0	0	0	0	36	50%
Sep 19	SF	L	1/1	0	0	0.0	0	0	0	0	15	21%
Sep 27	at Dal	L	0/0	RESERVE/INJURED								
Oct 3	KC	L	0/0	RESERVE/INJURED								
Oct 10	at Car	W	0/0	RESERVE/INJURED								
Oct 14	TB	L	0/0	RESERVE/INJURED								
Oct 24	at LV	L	0/0	RESERVE/INJURED								
Oct 31	at Det	W	0/0	RESERVE/INJURED								
Nov 7	LAC	L	0/0	RESERVE/INJURED								
Nov 14	at Den	W	0/0	RESERVE/INJURED								
Nov 21	NO	W	0/0	RESERVE/INJURED								
Nov 28	at NYG	L	0/0	RESERVE/INJURED								
Dec 5	at NYJ	W	0/0	RESERVE/INJURED								
Dec 21	Was	W	0/0	RESERVE/INJURED								
Dec 26	NYG	W	0/0	RESERVE/INJURED								
Jan 2	at Was	W	0/0	RESERVE/INJURED								
Jan 8	Dal	L	0/0	RESERVE/INJURED								
Totals			2/2	2	2	0.0	0	0	0	0	51	5%
PLAYOFFS												
Jan 16	at TB	L	0/0	RESERVE/INJURED								
Totals			0/0	0	0	0.0	0	0	0	0	0	0%

Bucket list: Drive a NASCAR car ... **First jersey:** Dave Bing, Detroit Pistons ... **First job:** Working the grill at McDonald's ... **Favorite Halloween costume:** Batman, when he was 10 ... **Favorite movie:** *Equalizer* ... **Favorite book:** *New Money: Staying Rich* by Phillip Buchanon ... **Favorite quote:** "Those who stay, will be champions." - Bo Schembechler



2020 GAME-BY-GAME STATISTICS (PHI)												
Date	Opp		GP/S	Tot	Solo	Sk	Int	PD	FF	FR	Snaps	Pct
Sep 13	at Was	L	1/1	2	2	0.0	0	0	0	0	38	54%
Sep 20	LAR	L	1/1	1	1	1.0	0	0	0	0	44	64%
Sep 27	Cin	T	1/1	5	5	2.0	0	0	0	0	58	81%
Oct 4	at SF	W	1/1	0	0	0.0	0	0	0	0	56	77%
Oct 11	at Pit	L	1/1	3	3	0.0	0	0	0	0	57	76%
Oct 18	Bal	L	1/1	6	5	2.0	0	0	0	0	44	60%
Oct 22	NYG	W	1/1	4	3	1.0	0	0	1	0	43	72%
Nov 1	Dal	W	1/1	4	2	1.0	0	0	1	1	43	54%
Nov 15	at NYG	L	1/1	5	4	0.0	0	0	0	0	46	65%
Nov 22	at Cle	L	1/1	5	3	0.0	0	0	0	0	53	79%
Nov 30	Sea	L	1/1	3	2	0.0	0	0	0	0	44	66%
Dec 6	at GB	L	1/1	1	1	0.0	0	0	0	0	41	67%
Dec 13	NO	W	1/1	1	1	0.0	0	0	0	0	42	67%
Dec 20	at Ari	L	1/1	2	1	0.0	0	0	0	0	41	60%
Dec 27	at Dal	L	1/1	3	2	1.0	0	0	0	0	58	83%
Jan 3	Was	L	1/1	1	0	0.0	0	0	0	0	49	78%
Totals			16/16	46	35	8.0	0	0	2	1	757	69%

2020 SEASON - EAGLES

- ▶ Led the Eagles’ defense in sacks (8.0), QB hits (16, tied), pressures (36) and TFLs (13) en route to his first career **Pro Bowl** selection ... Also produced 46 tackles (35 solo) along with 2 FFs and 1 FR ... Finished as one of only four NFL players to register 8.0+ sacks, 13+ TFLs and 2+ FFs, joining **Aaron Donald**, **Haason Reddick** and **T.J. Watt**
- ▶ Recorded a strip-sack against Cowboys QB **Ben DiNucci** and corralled the fumble in the first quarter of the win vs. Dal. (11/1/20) ... Became the first Eagle to produce 7.0+ sacks over any eight-game stretch in a season since **Connor Barwin** during the 2014 campaign
- ▶ Posted multi-sack games on 10/18/20 vs. Baltimore (2.0 - **Lamar Jackson**) and 9/27/20 vs. Cincinnati (2.0 - **Joe Burrow**)

2019 SEASON - EAGLES

- ▶ Logged team highs in sacks (8.5), pressures (53) and TFLs (15, tied career high) ... Added 50 tackles (35 solo), 17 QB hits, 2 FRs (career high) and 1 FF ... His 8.5 sacks were the 2nd-highest mark of his career
- ▶ Paced the Eagles’ 10.0-sack performance (tied for 2nd-most in team history) with a career-high 3.0 sacks in the win vs. NYJ (10/6/19)

2018 SEASON - EAGLES

- ▶ Produced the 3rd-most pressures (44) on the Eagles defense, behind **Fletcher Cox** (61) and **Michael Bennett** (51) ... Also notched 39 tackles (31 solo), 11 QB hits, 9 TFLs, 4.0 sacks, 2 PDs, 1 FF and 1 FR
- ▶ Tallied his 2nd career postseason strip-sack when he brought down Saints QB **Drew Brees** in the NFC Divisional Playoff at NO (1/13/19)

2017 SEASON - EAGLES

- ▶ Registered the most sacks (career-high 9.5), pressures (47) and TFLs (career-high 15) on the team, adding 47 tackles (33 solo), 14 QB hits, 2 PDs, 2 FFs and 1 FR ... Also had 12 pressures, 5 QB hits, 1.0 sack and 1 FF during the Eagles’ **Super Bowl LII**-winning postseason run
- ▶ Posted one of the top defensive plays in team history when he strip-sacked Patriots QB **Tom Brady** in the fourth quarter of **Super Bowl LII** (recovered by **Derek Barnett**) ... The takeaway set up a 46-yard FG by **Jake Elliott** that gave the Eagles a 41-33 lead with 1:05 remaining
- ▶ Sealed the victory with a 16-yard fumble recovery TD (forced by **Nigel Bradham**) in the 43-35 victory at LAR (12/10/17)

2019 GAME-BY-GAME STATISTICS (PHI)												
Date	Opp		GP/S	Tot	Solo	Sk	Int	PD	FF	FR	Snaps	Pct
Sep 8	Was	W	1/1	3	2	0.0	0	0	0	0	46	72%
Sep 15	at Atl	L	1/1	2	2	0.0	0	0	0	0	51	77%
Sep 22	Det	L	1/1	3	3	0.0	0	0	0	0	55	86%
Sep 26	at GB	W	1/1	2	1	0.0	0	0	0	1	60	74%
Oct 6	NYJ	W	1/1	6	4	3.0	0	0	0	0	41	69%
Oct 13	at Min	L	1/1	4	3	1.0	0	0	0	0	55	77%
Oct 20	at Dal	L	1/1	3	1	0.0	0	0	0	0	50	71%
Oct 27	at Buf	W	1/1	6	5	1.0	0	0	1	1	47	76%
Nov 3	Chi	W	1/1	4	2	1.0	0	0	0	0	35	78%
Nov 17	NE	L	1/1	2	2	0.0	0	0	0	0	65	88%
Nov 24	Sea	L	1/1	2	1	1.5	0	0	0	0	51	78%
Dec 1	at Mia	L	1/1	2	1	0.0	0	0	0	0	58	81%
Dec 9	NYG	W	1/1	1	1	0.0	0	0	0	0	45	87%
Dec 15	at Was	W	1/1	5	4	0.0	0	0	0	0	43	81%
Dec 22	Dal	W	1/1	2	0	0.0	0	0	0	0	44	71%
Dec 29	at NYG	W	1/1	3	3	1.0	0	0	0	0	45	61%
Totals			16/16	50	35	8.5	0	0	1	2	791	76%

PLAYOFFS												
Jan 5	Sea	L	1/1	0	0	0.0	0	0	0	0	38	59%
Totals			1/1	0	0	0.0	0	0	0	0	38	59%

MULTI-SACK GAMES (15)		
Date	Opponent	Sacks
12/11/22	at New York Giants (W, 48-22)	3.0
10/6/19	vs. New York Jets (W, 31-6)	3.0
9/25/22	at Washington Commanders (W, 24-8)	2.5
12/13/12	vs. Cincinnati Bengals (L, 13-34)	2.5
10/18/20	vs. Baltimore Ravens (L, 28-30)	2.0
9/27/20	vs. Cincinnati Bengals (T, 23-23)	2.0
9/10/17	at Washington (W, 30-17)	2.0
12/6/15	at New England Patriots (W, 35-28)	2.0
11/8/15	at Dallas Cowboys (W, 33-27)	2.0
12/1/13	vs. Arizona Cardinals (W, 24-21)	2.0
11/24/19	vs. Seattle Seahawks (L, 9-17)	1.5
11/11/18	vs. Dallas Cowboys (L, 20-27)	1.5
12/3/17	at Seattle Seahawks (L, 10-24)	1.5
11/10/14	vs. Carolina Panthers (W, 45-21)	1.5
12/2/12	at Dallas Cowboys (L, 33-38)	1.5

DEFENSIVE TOUCHDOWNS (1)		
Date	Opponent	Type (Yds)
12/10/17	at Los Angeles Rams (W, 43-35)	Fumble (16)





2018 GAME-BY-GAME STATISTICS (PHI)												
Date	Opp		GP/S	Tot	Solo	Sk	Int	PD	FF	FR	Snap	Pct
Sep 6	Atl	W	1/1	2	2	0.0	0	0	0	0	46	66%
Sep 16	at TB	L	1/1	5	4	0.0	0	0	0	0	39	67%
Sep 23	Ind	W	1/1	2	2	0.0	0	0	0	0	34	58%
Sep 30	at Ten	L	1/1	4	2	0.0	0	0	0	0	41	58%
Oct 7	Min	L	1/1	3	3	1.0	0	1	0	0	52	84%
Oct 11	at NYG	W	1/1	2	1	0.0	0	0	0	0	39	60%
Oct 21	Car	L	1/1	2	1	0.5	0	0	0	0	39	66%
Oct 28	at Jax	W	1/1	2	2	0.0	0	0	0	0	51	80%
Nov 11	Dal	L	1/1	5	3	1.5	0	0	0	0	55	80%
Nov 18	at NO	L	1/1	1	1	0.0	0	0	0	0	42	60%
Nov 25	NYG	W	1/1	2	1	0.0	0	0	0	0	49	79%
Dec 3	Was	W	1/1	3	3	1.0	0	0	1	0	37	82%
Dec 9	at Dal	L	1/1	3	3	0.0	0	0	0	1	83	84%
Dec 16	at LAR	W	1/1	0	0	0.0	0	0	0	0	57	75%
Dec 23	Hou	W	1/1	1	1	0.0	0	0	0	0	54	83%
Dec 30	at Was	W	1/1	2	2	0.0	0	1	0	0	35	78%
Totals			16/16	39	31	4.0	0	2	1	1	753	72%
PLAYOFFS												
Jan 6	at Chi	W	1/1	2	1	0.5	0	0	0	0	58	91%
Jan 13	at NO	L	1/1	3	2	1.0	0	0	1	0	65	84%
Totals			2/2	5	3	1.5	0	0	1	0	123	87%

- ▶ Sacked QB **Kirk Cousins** twice in the season-opening, 30-17 victory at Was. (9/10/17), including a strip-sack that led to a 20-yard fumble recovery TD by **Fletcher Cox** in the fourth quarter

2016 SEASON - EAGLES

- ▶ Garnered second-team **All-Pro** honors from the *Associated Press* after registering team and career highs in pressures (54) and QB hits (22) ... Also totaled a team-high 14 TFLs with 5.5 sacks, 2 FFs and 1 FR
- ▶ Produced sacks in three consecutive games to open the season ... Became the first Eagle to accomplish the feat since **Jason Babin**, **Trent Cole** and **Cullen Jenkins** each did so in 2011

2015 SEASON - EAGLES

- ▶ Tied for the team lead with 11 TFLs and 3 FFs ... Also finished with 51 tackles (39 solo), 10 QB hits, 6.5 sacks and 1 PD
- ▶ Sacked Patriots QB **Tom Brady** twice at NE (12/6/15)
- ▶ Totaled 2.0 sacks against Cowboys QB **Matt Cassel** at Dal. (11/8/15), jarring the ball loose on both plays ... Became the fifth Eagle since 1994 to post 2.0 sacks and 2 FFs in a game, joining **Fletcher Cox** (10/11/15 vs. New Orleans), **Jevon Kearse** (11/20/05 at N.Y. Giants), **Bobby Taylor** (9/15/97 at Dallas) and **William Fuller** (10/29/95 vs. St. Louis)

2014 SEASON - EAGLES

- ▶ Ranked 3rd in the NFL with a career-high 4 FFs, trailing only **Ryan Kerri-gan** (5) and **Robert Quinn** (5) ... Also posted the 2nd-most TFLs (12) on the Eagles ... Added 41 tackles (32 solo), 9 QB hits and 5.5 sacks

2013 SEASON - EAGLES

- ▶ Recorded 15 tackles (11 solo), 5 QB hits, 4 TFLs, 3.0 sacks and 1 FF
- ▶ Tallied his 1st career postseason sack against Saints QB **Drew Brees** in the NFC Wild Card Playoff vs. NO (1/4/14)
- ▶ Sacked Cardinals QB **Carson Palmer** twice at Ari. (12/1/13)

2017 GAME-BY-GAME STATISTICS (PHI)												
Date	Opp		GP/S	Tot	Solo	Sk	Int	PD	FF	FR	Snap	Pct
Sep 10	at Was	W	1/1	4	3	2.0	0	0	1	0	43	68%
Sep 17	at KC	L	1/1	4	2	0.5	0	0	0	0	38	72%
Sep 24	NYG	W	1/1	1	0	0.0	0	1	0	0	46	67%
Oct 1	at LAC	W	1/1	1	1	0.0	0	0	0	0	44	77%
Oct 8	Ari	W	1/1	4	4	1.0	0	0	0	0	43	72%
Oct 12	at Car	W	1/1	3	1	0.5	0	0	0	0	62	76%
Oct 23	Was	W	1/1	1	1	0.0	0	1	0	0	44	69%
Oct 29	SF	W	1/1	2	1	1.0	0	0	0	0	44	67%
Nov 5	Den	W	1/1	5	3	0.0	0	0	0	0	40	62%
Nov 19	at Dal	W	1/1	4	2	1.0	0	0	0	0	44	70%
Nov 26	Chi	W	1/1	5	5	1.0	0	0	1	0	34	62%
Dec 3	at Sea	L	1/1	5	4	1.5	0	0	0	0	47	76%
Dec 10	at LAR	W	1/1	0	0	0.0	0	0	0	1	36	75%
Dec 17	at NYG	W	1/1	4	3	1.0	0	0	0	0	63	72%
Dec 25	Oak	W	1/1	4	3	0.0	0	0	0	0	38	55%
Dec 31	Dal	L	0/0	INACTIVE								
Totals			15/15	47	33	9.5	0	2	2	1	666	65%
PLAYOFFS												
Jan 13	Atl	W	1/1	2	2	0.0	0	0	0	0	57	90%
Jan 21	Min	W	1/1	0	0	0.0	0	0	0	0	53	79%
Feb 4	at NE	W	1/1	2	2	1.0	0	0	1	0	52	68%
Totals			3/3	4	4	1.0	0	0	1	0	162	79%

2012 SEASON - EAGLES

- ▶ Logged 38 tackles (30 solo), 11 QB hits, 7 TFLs, 5.5 sacks, 2 FFs, 1 FR and 1 PD ... Tied with **Jason Babin** and **Fletcher Cox** for the team lead in sacks (4.0 sacks in the final six games of the season)
- ▶ Collared 2.5 sacks against Bengals QB **Andy Dalton** vs. Cin. (12/13/12), including strip-sack during the second quarter

2011 SEASON - EAGLES

- ▶ Posted 4 solo tackles and 1 TFL in three appearances

2010 SEASON - EAGLES

- ▶ Produced 13 tackles (12 solo), 8 QB hits, 3.0 sacks and 2 FFs

COLLEGE HIGHLIGHTS

- ▶ Played in 46 games (28 starts) at Michigan, recording 138 tackles (85 solo), 56 TFLs, 29.5 sacks, 8 FFs and 3 FRs ... Finished his collegiate career ranked 2nd in school history in TFLs, sacks and FFs
- ▶ Named a second-team All-America and first-team All-Big Ten selection as a senior in 2009 ... Named a Ted Hendricks Award finalist, which is given annually to the nation's top college defensive end ... Recorded a team-high 10.5 sacks while leading the NCAA with 26 TFLs
- ▶ Earned second-team all-conference honors as a junior in 2008 after notching 46 tackles (29 solo), 20 TFLs (ranked 2nd in the nation) and 10.0 sacks (ranked 2nd in the Big Ten)

PERSONAL

- ▶ Is married to his wife, Carlyne ... The couple has two children: a daughter, Emerson, and a son, Bryson ... Is the son of Tasha Graham and Derrick Walton and has three sisters: Brittany, Mikayla and Brianna
- ▶ Credits his mother as the most influential person in his life ... A cancer survivor, Tasha was diagnosed with leukemia at a young age ... Sup-ported her family by working at a Chrysler auto plant

2016 GAME-BY-GAME STATISTICS (PHI)												
Date	Opp		GP/S	Tot	Solo	Sk	Int	PD	FF	FR	Snaps	Pct
Sep 11	Cle	W	1/1	3	2	1.0	0	0	1	0	36	69%
Sep 19	at Chi	W	1/1	4	4	1.0	0	0	0	0	37	71%
Sep 25	Pit	W	1/1	1	1	1.0	0	0	0	1	42	70%
Oct 9	at Det	L	1/1	6	5	0.0	0	0	0	0	53	87%
Oct 16	at Was	L	1/1	2	2	0.0	0	0	0	0	57	77%
Oct 23	Min	W	1/1	3	2	1.0	0	0	1	0	57	75%
Oct 30	at Dal	L	1/1	6	2	0.0	0	1	0	0	64	82%
Nov 6	at NYG	L	1/1	1	1	0.0	0	0	0	0	52	81%
Nov 13	Atl	W	1/1	3	3	1.0	0	0	0	0	38	76%
Nov 20	at Sea	L	1/1	2	1	0.0	0	0	0	0	48	72%
Nov 28	GB	L	1/1	5	3	0.0	0	0	0	0	54	76%
Dec 4	at Cin	L	1/1	9	6	0.0	0	0	0	0	49	77%
Dec 11	Was	L	1/1	2	2	0.0	0	0	0	0	33	79%
Dec 18	at Bal	L	1/1	6	3	0.5	0	0	0	0	43	74%
Dec 22	NYG	W	1/1	4	2	0.0	0	0	0	0	63	71%
Jan 1	Dal	W	1/1	2	2	0.0	0	0	0	0	38	68%
Totals			16/16	59	41	5.5	0	1	2	1	764	75%

2015 GAME-BY-GAME STATISTICS (PHI)												
Date	Opp		GP/S	Tot	Solo	Sk	Int	PD	FF	FR	Snaps	Pct
Sep 14	at Atl	L	1/1	3	2	0.0	0	0	0	0	53	69%
Sep 20	Dal	L	1/1	2	2	0.0	0	0	0	0	67	79%
Sep 27	at NYJ	W	1/0	3	1	0.0	0	0	0	0	49	62%
Oct 4	at Was	L	1/1	7	6	1.0	0	0	1	0	56	67%
Oct 11	NO	W	1/0	0	0	0.0	0	0	0	0	44	64%
Oct 19	NYG	W	1/1	4	4	1.0	0	0	0	0	45	66%
Oct 25	at Car	L	1/1	5	2	0.0	0	0	0	0	39	64%
Nov 8	at Dal	W	1/1	7	7	2.0	0	0	2	0	61	78%
Nov 15	Mia	L	1/1	2	1	0.5	0	0	0	0	51	76%
Nov 22	TB	L	1/1	2	2	0.0	0	0	0	0	56	72%
Nov 26	at Det	L	1/0	3	3	0.0	0	0	0	0	47	65%
Dec 6	at NE	W	1/1	4	4	2.0	0	0	0	0	67	75%
Dec 13	Buf	W	1/1	3	1	0.0	0	1	0	0	63	85%
Dec 20	Ari	L	1/0	1	1	0.0	0	0	0	0	56	74%
Dec 26	Was	L	1/0	1	0	0.0	0	0	0	0	58	77%
Jan 3	at NYG	W	1/0	4	3	0.0	0	0	0	0	46	55%
Totals			16/10	51	39	6.5	0	1	3	0	858	71%

2014 GAME-BY-GAME STATISTICS (PHI)												
Date	Opp		GP/S	Tot	Solo	Sk	Int	PD	FF	FR	Snaps	Pct
Sep 7	Jax	W	1/0	4	3	0.0	0	0	0	0	25	34%
Sep 15	at Ind	W	1/0	1	0	0.0	0	0	0	0	23	32%
Sep 21	Was	W	1/0	2	2	0.0	0	0	1	0	27	35%
Sep 28	at SF	L	1/0	3	2	1.0	0	0	0	0	28	34%
Oct 5	StL	W	1/0	2	2	0.0	0	0	1	0	26	35%
Oct 12	NYG	W	1/0	4	4	1.0	0	0	1	0	33	52%
Oct 26	at Ari	L	1/0	1	1	0.0	0	0	0	0	28	40%
Nov 2	at Hou	W	1/0	1	1	1.0	0	0	0	0	20	33%
Nov 10	Car	W	1/0	4	3	1.5	0	0	1	0	40	49%
Nov 16	at GB	L	1/0	2	1	0.0	0	0	0	0	28	41%
Nov 23	Ten	W	1/0	2	2	0.0	0	0	0	0	28	41%
Nov 27	at Dal	W	1/0	3	3	1.0	0	0	0	0	24	39%
Dec 7	Sea	L	1/0	0	0	0.0	0	0	0	0	31	36%
Dec 14	Dal	L	1/0	3	3	0.0	0	0	0	0	41	50%
Dec 20	at Was	L	1/1	6	2	0.0	0	0	0	0	57	100%
Dec 28	at NYG	W	1/0	3	3	0.0	0	0	0	0	40	50%
Totals			16/1	41	32	5.5	0	0	4	0	499	43%

2013 GAME-BY-GAME STATISTICS (PHI)												
Date	Opp		GP/S	Tot	Solo	Sk	Int	PD	FF	FR	Snaps	Pct
Sep 9	at Was	W	1/0	0	0	0.0	0	0	0	0	16	21%
Sep 15	SD	L	1/0	0	0	0.0	0	0	0	0	16	19%
Sep 19	KC	L	1/0	1	1	1.0	0	0	0	0	17	20%
Sep 29	at Den	L	1/0	1	1	0.0	0	0	0	0	20	27%
Oct 6	at NYG	W	1/0	0	0	0.0	0	0	0	0	22	30%
Oct 13	at TB	W	1/0	0	0	0.0	0	0	0	0	23	32%
Oct 20	Dal	L	1/0	2	2	0.0	0	0	0	0	18	55%
Oct 27	NYG	L	1/0	1	1	0.0	0	0	0	0	18	24%
Nov 3	at Oak	W	1/0	1	0	0.0	0	0	0	0	28	29%
Nov 10	at GB	W	1/0	1	0	0.0	0	0	0	0	17	22%
Nov 17	Was	W	1/0	1	1	0.0	0	0	0	0	28	34%
Dec 1	Ari	W	1/0	3	2	2.0	0	0	0	0	13	18%
Dec 8	Det	W	1/0	1	1	0.0	0	0	1	0	21	36%
Dec 15	at Min	L	1/0	1	0	0.0	0	0	0	0	20	27%
Dec 22	Chi	W	1/0	0	0	0.0	0	0	0	0	27	42%
Dec 29	at Dal	W	1/0	2	2	0.0	0	0	0	0	19	29%
Totals			16/0	15	11	3.0	0	0	1	0	323	27%

► A four-year starter at Crockett Vocational Technical (MI) ... Registered 307 tackles, 112 TFLs, 56.0 sacks, 16 FRs, 6 FFs and 2 INTs while averaging 40.0 yards per attempt as a punter during his high school career ... Earned *Parade*, *EA Sports* and *USA Today* first-team All-America honors and was voted the Michigan Gatorade Player of the Year

TRANSACTIONS

► **2010** - Drafted by PHI in 1st round (13th overall) ... **12/14/10** - Placed on Reserve/Injured ... **9/3/11** - Placed on Reserve/PUP ... **11/5/11** - Activated from Reserve/PUP ... **3/9/15** - Re-signed by PHI to 4-year contract ... **7/26/18** - Placed on Active/PUP ... **8/20/18** - Activated from Active/PUP ... **3/1/19** - Agreed to terms with PHI on 3-year contract ... **9/21/21** - Placed on Reserve/Injured



2012 GAME-BY-GAME STATISTICS (PHI)												
Date	Opp		GP/S	Tot	Solo	Sk	Int	PD	FF	FR	Snaps	Pct
Sep 9	at Cle	W	1/0	1	1	0.0	0	0	0	0	4	7%
Sep 16	Bal	W	1/0	1	1	0.0	0	0	0	0	9	13%
Sep 23	at Ari	L	1/0	4	3	0.5	0	0	0	0	17	27%
Sep 30	NYG	W	1/0	0	0	0.0	0	0	0	0	10	15%
Oct 7	at Pit	L	1/0	1	0	0.0	0	0	0	0	18	25%
Oct 14	Det	L	1/0	1	1	0.0	0	0	0	0	18	23%
Oct 28	Atl	L	1/0	4	4	0.0	0	0	0	0	31	41%
Nov 5	at NO	L	1/0	2	1	1.0	0	0	1	1	21	38%
Nov 11	Dal	L	1/0	0	0	0.0	0	0	0	0	22	41%
Nov 18	at Was	L	1/0	0	0	0.0	0	0	0	0	22	42%
Nov 26	Car	L	1/1	1	1	0.0	0	0	0	0	30	44%
Dec 2	at Dal	L	1/1	6	4	1.5	0	0	0	0	31	48%
Dec 9	at TB	W	1/1	2	2	0.0	0	0	0	0	47	65%
Dec 13	Cin	L	1/1	6	4	2.5	0	0	1	0	52	67%
Dec 23	Was	L	1/1	7	6	0.0	0	1	0	0	39	74%
Dec 30	at NYG	L	1/1	2	2	0.0	0	0	0	0	49	78%
Totals			16/6	38	30	5.5	0	1	2	1	420	40%



2011 GAME-BY-GAME STATISTICS (PHI)												
Date	Opp		GP/S	Tot	Solo	Sk	Int	PD	FF	FR	Snaps	Pct
Sep 11	at StL	W	0/0	RESERVE/PUP								
Sep 18	at Atl	L	0/0	RESERVE/PUP								
Sep 25	NYG	L	0/0	RESERVE/PUP								
Oct 2	SF	L	0/0	RESERVE/PUP								
Oct 9	at Buf	L	0/0	RESERVE/PUP								
Oct 16	at Was	W	0/0	RESERVE/PUP								
Oct 30	Dal	W	0/0	RESERVE/PUP								
Nov 7	Chi	L	1/0	3	3	0.0	0	0	0	0	N/A	N/A
Nov 13	Ari	L	1/0	0	0	0.0	0	0	0	0	N/A	N/A
Nov 20	at NYG	W	0/0	INACTIVE								
Nov 27	NE	L	0/0	INACTIVE								
Dec 1	at Sea	L	0/0	DID NOT PLAY								
Dec 11	at Mia	W	0/0	INACTIVE								
Dec 18	NYJ	W	1/0	1	1	0.0	0	0	0	0	N/A	N/A
Dec 24	at Dal	W	0/0	INACTIVE								
Jan 1	Was	W	0/0	DID NOT PLAY								
Totals			3/0	4	4	0.0	0	0	0	0	N/A	N/A

2010 GAME-BY-GAME STATISTICS (PHI)												
Date	Opp		GP/S	Tot	Solo	Sk	Int	PD	FF	FR	Snaps	Pct
Sep 12	GB	L	1/1	0	0	0.0	0	0	0	0	N/A	N/A
Sep 19	at Det	W	1/1	2	2	1.0	0	0	0	0	N/A	N/A
Sep 26	at Jax	W	1/1	0	0	0.0	0	0	0	0	N/A	N/A
Oct 3	Was	W	1/1	2	2	0.0	0	0	0	0	N/A	N/A
Oct 10	at SF	L	1/0	2	2	1.0	0	0	1	0	N/A	N/A
Oct 17	Atl	W	1/0	1	1	0.0	0	0	0	0	N/A	N/A
Oct 24	at Ten	L	1/0	0	0	0.0	0	0	0	0	N/A	N/A
Nov 7	Ind	W	1/0	0	0	0.0	0	0	0	0	N/A	N/A
Nov 15	at Was	W	1/0	0	0	0.0	0	0	0	0	N/A	N/A
Nov 21	NYG	W	1/0	2	2	0.0	0	0	1	0	N/A	N/A
Nov 28	at Chi	L	1/1	3	3	1.0	0	0	0	0	N/A	N/A
Dec 2	Hou	W	1/1	1	0	0.0	0	0	0	0	N/A	N/A
Dec 12	at Dal	W	1/0	0	0	0.0	0	0	0	0	N/A	N/A
Dec 19	at NYG	W	0/0	RESERVE/INJURED								
Dec 28	Min	L	0/0	RESERVE/INJURED								
Jan 2	Dal	L	0/0	RESERVE/INJURED								
Totals			13/6	13	12	3.0	0	0	2	0	N/A	N/A
PLAYOFFS												
Jan 9	GB	L	0/0	RESERVE/INJURED								
Totals			0/0	0	0	0.0	0	0	0	0	N/A	N/A



JAVON HARGRAVE
DEFENSIVE TACKLE | 97

(pronounced JAY-von)

Height: 6-2 Weight: 305 DOB: Feb. 7, 1993 (Age 29)
NFL Experience: 7th Year (7th with Eagles) Draft: D3-16 (89th overall) by PIT Acquired: FA-Pit-20
College: South Carolina State Hometown (HS): Salisbury, NC (North Roan)



PRO BOWL: 2022

CAREER STATISTICS																		
			TACKLES				PASS RUSH			INTERCEPTIONS					FUMBLES		DEF SNAPS	
Year	Team	GP/S	Total	Solo	Asst	TFL	Sacks	QBH	QBP	Int	Yds	Lg	TD	PD	FF	FR	No	Pct
2016	Pittsburgh	15/13	27	18	9	5	2.0	3	16	0	0	--	0	0	0	1	492	47%
2017	Pittsburgh	16/12	32	21	11	4	2.0	4	16	0	0	--	0	1	1	0	455	46%
2018	Pittsburgh	16/14	49	32	17	6	6.5	8	19	0	0	--	0	1	0	0	455	44%
2019	Pittsburgh	16/13	60	35	25	7	4.0	6	31	0	0	--	0	0	1	0	680	63%
2020	Philadelphia	15/11	38	16	22	5	4.5	8	28	0	0	--	0	1	0	1	600	54%
2021	Philadelphia	16/16	63	27	36	9	7.5	18	58	0	0	--	0	1	1	0	729	65%
2022	Philadelphia	15/15	50	31	19	9	10.0	14	49	0	0	--	0	1	1	2	626	64%
Totals		109/94	319	180	139	45	36.5	61	217	0	0	--	0	5	4	4	---	---
PLAYOFFS																		
2016	Pittsburgh	3/3	8	4	4	3	1.0	1	3	0	0	--	0	0	0	0	153	77%
2017	Pittsburgh	1/1	1	1	0	0	0.0	0	0	0	0	--	0	0	0	0	23	38%
2021	Philadelphia	1/1	4	0	4	0	1.0	2	2	0	0	--	0	0	0	0	52	71%
Totals		5/5	13	5	8	3	2.0	3	5	0	0	--	0	0	0	0	---	---
ADDITIONAL STATISTICS																		
Fumble Recovery TDs: 1 - 2016 (1)																		

CAREER HIGHS		
Tackles	13	11/14/22 vs. Was.
Sacks	3.0	11/3/22 at Hou.
INTs	--	---
PDs	1	5x, last: 10/16/22 vs. Dal.
FFs	1	4x, last: 10/30/22 vs. Pit.
FRs	1	4x, last: 10/2/22 vs. Jax.



CAREER HIGHLIGHTS

- ▶ Named to his first career **Pro Bowl** following the 2021 season ... Produced the 2nd-most pressures (58, tied), 3rd-most QB hits (18, tied) and 6th-most sacks (7.5) among NFL DTs (all career highs)

BIRDSEED

- ▶ Earned the nickname of “Grave Digger” during his time in college from former South Carolina State defensive coordinator Mike Adams
- ▶ Has supported breast cancer awareness through the NFL’s *My Cause My Cleats* campaign to honor his mother’s previous battle

2022 SEASON - EAGLES

- ▶ Produced 3 tackles, 2.0 sacks, 2 TFLs and 2 QB hits in the 25-20 win at Chi. (12/18/22) ... Sacked Bears QB **Justin Fields** two times on third down situations to force Chicago to punt
- ▶ Notched 3 tackles, 1.0 sack and 1 QB hit in the 35-10 win over Ten. (12/4/22) ... Sacked Titans QB **Ryan Tannehill** on the opening drive to force a three-and-out
- ▶ Set a career-high in sacks (3.0) at Hou. (11/3/22) ... Sacked Texans QB **Davis Mills** twice on third down ... Also collected 7 tackles, 3 QB hits and 3 TFLs
- ▶ Tallied 8 tackles 2.0 sacks and 1 FF in the 35-13 win vs. Pit. (10/30/22) ... Recorded a strip-sack in the fourth quarter against Steelers QB **Kenny Pickett** that was recovered by **Avonte Maddox**
- ▶ Collected 1 tackle and 1 FR in a 29-21 win vs. Jax. (10/2/2022) ... Recovered a strip-sack fumble forced by **Haason Reddick** on Jaguars QB **Trevor Lawrence** late in the fourth quarter to close out the win

2022 GAME-BY-GAME STATISTICS (PHI)												
Date	Opp		GP/S	Tot	Solo	Sk	Int	PD	FF	FR	Snaps	Pct
Sep 11	at Det	W	1/1	2	2	0.0	0	0	0	0	38	55%
Sep 19	Min	W	1/1	1	0	0.0	0	0	0	0	38	62%
Sep 25	at Was	W	1/1	2	2	1.0	0	0	0	1	41	53%
Oct 2	Jax	W	1/1	1	1	0.0	0	0	0	1	33	70%
Oct 9	at Ari	W	1/1	3	2	0.0	0	0	0	0	46	67%
Oct 16	Dal	W	1/1	2	2	0.0	0	1	0	0	48	72%
Oct 30	Pit	W	1/1	8	6	2.0	0	0	1	0	46	61%
Nov 3	at Hou	W	1/1	7	6	3.0	0	0	0	0	41	68%
Nov 14	Was	L	1/1	13	4	1.0	0	0	0	0	66	80%
Nov 20	at Ind	W	1/1	1	0	0.0	0	0	0	0	47	72%
Nov 27	GB	W	1/1	3	1	0.0	0	0	0	0	31	63%
Dec 4	Ten	W	1/1	3	2	1.0	0	0	0	0	28	51%
Dec 11	at NYG	W	1/1	0	0	0.0	0	0	0	0	31	48%
Dec 18	at Chi	W	1/1	3	2	2.0	0	0	0	0	37	63%
Dec 24	at Dal	L	1/1	1	1	0.0	0	0	0	0	55	75%
Jan 1	NO											
Jan 8	NYG											
Totals			15/15	50	31	10.0	0	1	1	2	626	64%

- Recorded 1.0 sack and 1 FR during the 24-8 win at Was. (9/25/22) ... Contributed to the Eagles' 9.0-sack performance (T-4th-most in team history) ... Recovered the ball on a fumble forced by **Brandon Graham** on a strip-sack against Commanders QB **Carson Wentz** in the second quarter to set up an Eagles TD on the next possession

2021 SEASON - EAGLES

- Led the team with career highs in pressures (58), QB hits (18), TFLs (9) and sacks (7.5, tied) en route to **Pro Bowl** recognition ... Tied with **Jeffery Simmons** for the 2nd-most pressures among NFL DTs, trailing only **Aaron Donald** (64) ... Also ranked T-3rd league-wide at his position in QB hits, behind **Jonathan Allen** (30) and Donald (25), as well as 6th in sacks ... Added a career-high 63 tackles with 1 PD and 1 FF
- Totaled 4 tackles, 2 QB hits and 1.0 sack against Buccaneers QB **Tom Brady** in the NFC Wild Card Playoff at TB (1/16/22)
- Recorded a career-high-tying 2.0 sacks with 6 tackles (5 solo) and 1 FF at Dal. (9/27/21) ... Strip-sacked Cowboys QB **Dak Prescott** in the end zone during the first quarter, resulting in a fumble recovery TD by **Fletcher Cox** ... Became the first NFL DT to produce 15+ tackles and 4.0+ sacks through three games since **Warren Sapp** in 1999
- Sacked Falcons QB **Matt Ryan** twice in the 32-6 win at Atl. (9/12/21) ... Became the first Eagles DT to register 2.0+ sacks in a season opener since **Ken Clarke** on 9/7/86 at Washington (2.0)

2020 SEASON - EAGLES

- Posted 38 tackles (16 solo), 28 pressures, 8 QB hits, 5 TFLs, 4.5 sacks, 1 PD and 1 FR ... Tied **Derek Barnett** for the 2nd-most pressures on the Eagles defense, trailing only **Brandon Graham** (36)
- Produced a career-high-tying 2.0 sacks against Saints QB **Taysom Hill** in the 24-21 win vs. NO (12/13/20) ... Also recovered a fumble forced by **Josh Sweat** to set up an Eagles TD drive in the fourth quarter

2019 SEASON - STEELERS

- Registered 60 tackles (35 solo), 31 pressures, 7 TFLs, 6 QB hits, 4.0 sacks and 1 FF in 680 defensive snaps
- Forced a fumble by Rams QB **Jared Goff** that was corralled by Steelers S **Minkah Fitzpatrick** and returned 43 yards for a score during the second quarter of the 17-12 victory vs. LAR (11/10/19)

2021 GAME-BY-GAME STATISTICS (PHI)												
Date	Opp		GP/S	Tot	Solo	Sk	Int	PD	FF	FR	Snaps	Pct
Sep 12	at Atl	W	1/1	5	3	2.0	0	0	0	0	40	56%
Sep 19	SF	L	1/1	7	2	0.0	0	0	0	0	50	71%
Sep 27	at Dal	L	1/1	6	4	2.0	0	0	1	0	50	65%
Oct 3	KC	L	1/1	6	3	1.0	0	0	0	0	44	66%
Oct 10	at Car	W	1/1	3	1	1.0	0	0	0	0	49	69%
Oct 14	TB	L	1/1	4	3	0.0	0	0	0	0	59	79%
Oct 24	at LV	L	1/1	7	0	0.0	0	0	0	0	49	74%
Oct 31	at Det	W	1/1	1	0	0.0	0	0	0	0	31	50%
Nov 7	LAC	L	1/1	3	2	0.0	0	0	0	0	52	75%
Nov 14	at Den	W	1/1	2	1	0.0	0	0	0	0	50	86%
Nov 21	NO	W	1/1	3	1	0.0	0	0	0	0	49	75%
Nov 28	at NYG	L	1/1	3	2	1.0	0	0	0	0	45	75%
Dec 5	at NYJ	W	1/1	2	0	0.5	0	0	0	0	37	63%
Dec 21	Was	W	1/1	3	1	0.0	0	0	0	0	31	56%
Dec 26	NYG	W	1/1	2	2	0.0	0	1	0	0	40	53%
Jan 2	at Was	W	1/1	5	2	0.0	0	0	0	0	53	84%
Jan 8	Dal	L	0/0	INACTIVE								
Totals			16/16	63	27	7.5	0	1	1	0	729	65%

PLAYOFFS												
Jan 16	at TB	L	1/1	4	0	1.0	0	0	0	0	52	71%
Totals			1/1	4	0	1.0	0	0	0	0	52	71%

MULTI-SACK GAMES (7)		
Date	Opponent	Sacks
11/3/22	at Houston Texans (W, 29-17)	3.0
12/18/22	at Chicago Bears (W, 25-20)	2.0
10/30/22	vs. Pittsburgh Steelers (W, 35-13)	2.0
9/27/21	at Dallas Cowboys (L, 21-41)	2.0
9/12/21	at Atlanta Falcons (W, 32-6)	2.0
12/13/20	vs. New Orleans Saints (W, 24-21)	2.0
11/18/18	at Jacksonville Jaguars (W, 20-16)	2.0

First job: Making and building windows and doors ... **Place he'd like to visit:** "I've never been out of the country." ... **Surprisingly good at:** "Definitely basketball. I can swim like hell too." ... **Desired talent:** Golf ... **Favorite athletes growing up:** Allen Iverson and Troy Polamalu ... **Someone he'd like to meet one day:** Michael Jordan ... **Favorite TV show:** Game of Thrones ... **Favorite music artists:** Drake, Lil Baby, Lil Wayne ... **Favorite food:** Fried chicken



2020 GAME-BY-GAME STATISTICS (PHI)												
Date	Opp		GP/S	Tot	Solo	Sk	Int	PD	FF	FR	Snap	Pct
Sep 13	at Was	L	0/0	INACTIVE								
Sep 20	LAR	L	1/0	0	0	0.0	0	0	0	0	25	36%
Sep 27	Cin	T	1/0	0	0	0.0	0	0	0	0	32	44%
Oct 4	at SF	W	1/0	1	0	0.5	0	0	0	0	42	58%
Oct 11	at Pit	L	1/1	4	1	0.5	0	0	0	0	49	65%
Oct 18	Bal	L	1/0	0	0	0.0	0	0	0	0	42	58%
Oct 22	NYG	W	1/1	2	1	0.0	0	0	0	0	42	70%
Nov 1	Dal	W	1/1	2	1	0.0	0	1	0	0	48	61%
Nov 15	at NYG	L	1/1	3	1	0.5	0	0	0	0	35	49%
Nov 22	at Cle	L	1/1	7	3	0.0	0	0	0	0	49	73%
Nov 30	Sea	L	1/1	3	1	0.0	0	0	0	0	37	55%
Dec 6	at GB	L	1/1	2	1	1.0	0	0	0	0	29	48%
Dec 13	NO	W	1/1	4	2	2.0	0	0	0	1	42	67%
Dec 20	at Ari	L	1/1	2	2	0.0	0	0	0	0	39	57%
Dec 27	at Dal	L	1/1	5	1	0.0	0	0	0	0	51	73%
Jan 3	Was	L	1/1	3	2	0.0	0	0	0	0	38	60%
Totals			15/11	38	16	4.5	0	1	0	1	600	54%



2019 GAME-BY-GAME STATISTICS (PIT)												
Date	Opp		GP/S	Tot	Solo	Sk	Int	PD	FF	FR	Snap	Pct
Sep 8	at NE	L	1/1	0	0	0.0	0	0	0	0	26	37%
Sep 15	Sea	L	1/0	1	0	0.0	0	0	0	0	37	47%
Sep 22	at SF	L	1/1	6	6	0.0	0	0	0	0	46	58%
Sep 30	Cin	W	1/0	3	2	1.0	0	0	0	0	26	39%
Oct 6	Bal	L	1/1	2	2	1.0	0	0	0	0	39	49%
Oct 13	at LAC	W	1/0	2	1	0.0	0	0	0	0	39	63%
Oct 28	Mia	W	1/1	1	1	0.0	0	0	0	0	32	53%
Nov 3	Ind	W	1/1	4	3	0.0	0	0	0	0	51	73%
Nov 10	LAR	W	1/1	7	2	1.0	0	0	1	0	55	73%
Nov 14	at Cle	L	1/1	9	6	0.0	0	0	0	0	55	79%
Nov 24	at Cin	W	1/1	4	2	0.0	0	0	0	0	38	67%
Dec 1	Cle	W	1/1	6	3	1.0	0	0	0	0	46	70%
Dec 8	at Ari	W	1/1	2	1	0.0	0	0	0	0	42	72%
Dec 15	Buf	L	1/1	2	2	0.0	0	0	0	0	52	80%
Dec 22	at NYJ	L	1/1	6	1	0.0	0	0	0	0	45	74%
Dec 29	at Bal	L	1/1	5	3	0.0	0	0	0	0	51	75%
Totals			16/13	60	35	4.0	0	0	1	0	680	63%

DEFENSIVE TOUCHDOWNS (1)		
Date	Opponent	Type (Yds)
11/20/16	at Cleveland Browns (W, 24-9)	Fumble (0)

- 2018 SEASON - STEELERS**
- ▶ Logged the 3rd-most sacks (6.5) on the Steelers defense, trailing only **T.J. Watt** (13.0) and **Cameron Heyward** (8.0) ... Also totaled 49 tackles (32 solo), 19 pressures, 8 QB hits, 6 TFLs and 1 PD
 - ▶ Contributed to sacks in three consecutive games (11/18/18-12/2/18), including a career-high 2.0 sacks against Jaguars QB **Blake Bortles** in the 20-16 win at Jax. (11/18/18)

- 2017 SEASON - STEELERS**
- ▶ Finished the regular season with 32 tackles (21 solo), 16 pressures, 4 TFLs, 4 QB hits, 2.0 sacks, 1 PD and 1 FF ... Added 1 solo tackle during the AFC Division Playoff vs. Jax. (1/4/18)
 - ▶ Tallied a career-high 10 tackles (4 solo) vs. Jax. (10/8/17)

- 2016 SEASON - STEELERS**
- ▶ Posted 27 tackles (18 solo), 16 pressures, 5 TFLs, 3 QB hits, 2.0 sacks and 1 FR during the regular season of his rookie season ... Combined for 8 tackles (4 solo), 3 TFLs and 1.0 sack in three playoff games
 - ▶ Logged 5 tackles (2 solo) and sacked Patriots QB **Tom Brady** in the AFC Championship Game at NE (1/22/17)
 - ▶ Recovered a fumble by Browns QB **Josh McCown** (forced by Steelers LB **Ryan Shazier**) in the end zone for his 1st career TD during the 24-9 victory at Cle. (11/20/16)

- COLLEGE HIGHLIGHTS**
- ▶ Started 47 career games at South Carolina State (2012-15) ... Totaled 200 tackles, 62 TFLs, 37.0 sacks, 5 FFs and 2 FRs ... Twice named SBN Sports Mel Blount Defensive Player of the Year and Defensive Player of the Year in the Mid-Eastern Athletic Conference (2014-15)
 - ▶ Ranked 5th in the FCS with 22 TFLs in 2015 ... Led the MEAC and finished 3rd in the FCS with 16.0 sacks in 2014 ... Voted second-team All-MEAC for the 2013 season

2018 GAME-BY-GAME STATISTICS (PIT)												
Date	Opp		GP/S	Tot	Solo	Sk	Int	PD	FF	FR	Snaps	Pct
Sep 9	at Cle	T	1/1	4	3	1.0	0	0	0	0	25	28%
Sep 16	KC	L	1/0	1	1	0.0	0	0	0	0	17	29%
Sep 24	at TB	W	1/1	2	2	0.0	0	0	0	0	23	32%
Sep 30	Bal	L	1/1	3	2	1.0	0	0	0	0	27	36%
Oct 7	Atl	W	1/1	1	0	0.0	0	0	0	0	17	24%
Oct 14	at Cin	W	1/1	5	2	1.0	0	0	0	0	21	34%
Oct 28	Cle	W	1/1	3	2	0.0	0	0	0	0	24	38%
Nov 4	at Bal	W	1/1	2	1	0.0	0	0	0	0	18	30%
Nov 8	Car	W	1/1	6	6	0.0	0	0	0	0	37	65%
Nov 18	at Jax	W	1/1	4	4	2.0	0	1	0	0	51	74%
Nov 25	at Den	L	1/1	4	1	0.5	0	0	0	0	46	81%
Dec 2	LAC	L	1/1	4	3	1.0	0	0	0	0	33	52%
Dec 9	at Oak	L	1/0	3	2	0.0	0	0	0	0	31	46%
Dec 16	NE	W	1/1	3	1	0.0	0	0	0	0	31	50%
Dec 23	at NO	L	1/1	0	0	0.0	0	0	0	0	30	46%
Dec 30	Cin	W	1/1	4	2	0.0	0	0	0	0	24	49%
Totals			16/14	49	32	6.5	0	1	0	0	455	44%



PERSONAL

- ▶ Attended North Roan (NC) High School, where he lettered in football, basketball and track ... Garnered all-state and all-county honors in football and was named Defensive Player of the Year twice ... A member of his high school's 2011 basketball state championship team who was named Player of the Year following his junior season
- ▶ Is the son of Yvette and Timothy Bates

TRANSACTIONS

- ▶ **2016** - Drafted by PIT in 3rd round (89th overall) ... **3/18/20** - Agreed to terms with PHI on 3-year contract

2017 GAME-BY-GAME STATISTICS (PIT)												
Date	Opp		GP/S	Tot	Solo	Sk	Int	PD	FF	FR	Snaps	Pct
Sep 10	at Cle	W	1/1	3	3	1.0	0	0	0	0	25	38%
Sep 17	Min	W	1/0	0	0	0.0	0	0	0	0	23	35%
Sep 24	at Chi	L	1/1	2	2	1.0	0	0	0	0	38	59%
Oct 1	at Bal	W	1/1	1	0	0.0	0	0	0	0	29	42%
Oct 8	Jax	L	1/1	10	4	0.0	0	0	0	0	33	61%
Oct 15	at KC	W	1/1	0	0	0.0	0	0	0	0	21	39%
Oct 22	Cin	W	1/1	3	1	0.0	0	0	0	0	28	55%
Oct 29	at Det	W	1/1	2	2	0.0	0	0	0	0	39	55%
Nov 12	at Ind	W	1/1	0	0	0.0	0	1	0	0	28	48%
Nov 16	Ten	W	1/0	3	2	0.0	0	0	0	0	23	35%
Nov 26	GB	W	1/0	1	1	0.0	0	0	0	0	20	36%
Dec 4	at Cin	W	1/0	0	0	0.0	0	0	0	0	22	34%
Dec 10	Bal	W	1/1	4	4	0.0	0	0	1	0	39	61%
Dec 17	NE	L	1/1	1	1	0.0	0	0	0	0	39	66%
Dec 25	at Hou	W	1/1	1	0	0.0	0	0	0	0	18	33%
Dec 31	Cle	W	1/1	1	1	0.0	0	0	0	0	30	46%
Totals			16/12	32	21	2.0	0	1	1	0	455	46%
PLAYOFFS												
Jan 14	Jax	L	1/1	1	1	0.0	0	0	0	0	23	38%
Totals			1/1	1	1	0.0	0	0	0	0	23	38%

2016 GAME-BY-GAME STATISTICS (PIT)												
Date	Opp		GP/S	Tot	Solo	Sk	Int	PD	FF	FR	Snaps	Pct
Sep 12	at Was	W	1/0	0	0	0.0	0	0	0	0	13	22%
Sep 18	Cin	W	1/1	1	1	0.0	0	0	0	0	11	15%
Sep 25	at Phi	L	1/1	1	1	0.0	0	0	0	0	13	20%
Oct 2	KC	W	1/1	2	0	0.0	0	0	0	0	26	35%
Oct 9	NYJ	W	1/0	2	2	0.0	0	0	0	0	32	55%
Oct 16	at Mia	L	1/1	3	1	0.0	0	0	0	0	48	69%
Oct 23	NE	L	1/1	1	1	0.0	0	0	0	0	44	77%
Nov 6	at Bal	L	1/1	1	0	0.0	0	0	0	0	27	39%
Nov 13	Dal	L	1/1	1	1	0.0	0	0	0	0	21	32%
Nov 20	at Cle	W	1/1	1	1	1.0	0	0	0	1	41	62%
Nov 24	at Ind	W	1/1	5	4	1.0	0	0	0	0	46	73%
Dec 4	NYG	W	1/1	2	2	0.0	0	0	0	0	12	20%
Dec 11	at Buf	W	0/0	INACTIVE								
Dec 18	at Cin	W	1/1	1	0	0.0	0	0	0	0	49	85%
Dec 25	Bal	W	1/1	4	2	0.0	0	0	0	0	63	84%
Jan 1	Cle	W	1/1	2	2	0.0	0	0	0	0	46	59%
Totals			15/13	27	18	2.0	0	0	0	1	492	47%
PLAYOFFS												
Jan 8	Mia	W	1/1	1	0	0.0	0	0	0	0	50	77%
Jan 15	at KC	W	1/1	2	2	0.0	0	0	0	0	51	86%
Jan 22	at NE	L	1/1	5	2	1.0	0	0	0	0	52	70%
Totals			3/3	8	4	1.0	0	0	0	0	153	77%



ANTHONY HARRIS (PS)

SAFETY | 41



Height: 6-1 Weight: 202 DOB: Oct. 9, 1991 (Age 31)
NFL Experience: 8th Year (2nd with Eagles) Draft: UDFA-15 by MIN Acquired: FA-22
College: Virginia Hometown (HS): Chesterfield, VA (Lloyd C. Bird)

CAREER STATISTICS																		
			TACKLES				PASS RUSH			INTERCEPTIONS					FUMBLES		DEF SNAPS	
Year	Team	GP/S	Total	Solo	Asst	TFL	Sacks	QBH	QBP	Int	Yds	Lg	TD	PD	FF	FR	No	Pct
2015	Minnesota	4/2	15	12	3	0	0.0	0	0	0	0	--	0	2	0	0	147	14%
2016	Minnesota	16/3	35	24	11	0	0.0	0	1	0	0	--	0	1	0	1	234	23%
2017	Minnesota	16/3	12	11	1	0	0.0	0	0	0	0	--	0	1	1	2	197	20%
2018	Minnesota	15/9	42	31	11	0	0.0	1	3	3	33	33	0	6	0	0	623	60%
2019	Minnesota	14/14	60	35	25	1	0.0	1	0	6	42	20t	1	11	0	1	909	83%
2020	Minnesota	16/16	104	58	46	2	0.0	0	1	0	0	--	0	7	0	0	1,074	100%
2021	Philadelphia	14/14	72	36	36	2	0.0	1	1	1	2	--	0	3	0	0	836	74%
2022	Denver	3/0	0	0	0	0	0.0	0	0	0	0	--	0	0	0	0	0	0%
	Philadelphia	0/0	0	0	0	0	0.0	0	0	0	0	--	0	0	0	0	0	0%
	Totals	3/0	0	0	0	0	0.0	0	0	0	0	--	0	0	0	0	---	---
Totals		98/61	340	207	133	5	0.0	3	6	10	77	33	1	31	1	4	---	---
PLAYOFFS																		
2015	Minnesota	1/0	0	0	0	0	0.0	0	0	0	0	--	0	0	0	0	0	0%
2017	Minnesota	2/0	9	7	2	0	0.0	0	0	0	0	--	0	0	0	0	57	43%
2019	Minnesota	2/2	9	5	4	0	0.0	0	0	1	30	30	0	1	0	0	127	100%
2021	Philadelphia	1/1	13	7	6	0	0.0	0	0	0	0	--	0	0	0	0	63	86%
Totals		6/3	31	19	12	0	0.0	0	0	1	30	30	0	1	0	0	---	---
ADDITIONAL STATISTICS																		
Special Teams Tackles: 16 - 2016 (6), 2017 (6), 2018 (4) Postseason Special Teams Tackles: 2 - 2017 (2)																		

CAREER HIGHS		
Tackles	15	12/18/16 vs. Ind.
Sacks	--	---
INTs	2	2x, last: 9/8/19 vs. Atl.
PDs	3	11/18/18 at Chi.
FFs	1	11/19/17 vs. LAR
FRs	1	4x, last: 9/8/19 vs. Atl.



CAREER HIGHLIGHTS

- Named to the PFWA All-NFC Team after tying Stephon Gilmore and Tre'Davious White for the league lead with a career-high 6 INTs during the 2019 season ... Became the fourth player in Vikings history to own a share of the most INTs in the NFL

BIRDSEED

- Has supported the Anthony Harris Foundation through the league's My Cleats My Cause initiative ... Started in 2021 by Harris, the foundation looks to empower youth through sports, education and mentorship
- Has also supported the One Love Foundation through the NFL's My Cleats My Cause campaign ... The One Love Foundation is a national non-profit with a goal to end relationship abuse through education ... The organization has educated over 1,600,000 people through in-person workshops and reached over 100 million people online
- Escorted 11-year-old Audrey Soape, who lost her father and grandfather, to a 'Daddy-Daughter' dance at the Fellowship Church in Round Rock, TX ... The connection started in March of 2020 when Audrey's mother, Holly, sent a message to Harris on Instagram and the two stayed connected ... Harris bought Audrey a new dress, shoes and arranged to get her hair and makeup done for the dance

2022 GAME-BY-GAME STATISTICS (DEN & PHI)											
Date	Opp	GP/S	Tot	Solo	Sk	Int	PD	FF	FR	Snap	Pct
SIGNED BY DEN TO PRACTICE SQUAD (9/14/22)											
Sep 18	Hou	W	---	BRONCOS PRACTICE SQUAD							
Sep 25	SF	W	---	BRONCOS PRACTICE SQUAD							
Oct 2	at LV	L	---	BRONCOS PRACTICE SQUAD							
Oct 6	at Ind	L	1/0	0	0	0.0	0	0	0	0	0%
Oct 17	at LAC	L	1/0	0	0	0.0	0	0	0	0	0%
Oct 23	NYJ	L	---	BRONCOS PRACTICE SQUAD							
Oct 30	at Jax	W	---	BRONCOS PRACTICE SQUAD							
Nov 13	at Ten	L	1/0	0	0	0.0	0	0	0	0	0%
Nov 20	LV	L	0/0	INACTIVE							
Nov 27	at Car	L	0/0	INACTIVE							
Dec 4	at Bal	L	0/0	INACTIVE							
RELEASED BY DEN (12/6/22); SIGNED BY PHI TO PRACTICE SQUAD (12/13/22)											
Dec 18	at Chi	W	---	EAGLES PRACTICE SQUAD							
Dec 24	at Dal	L	---	EAGLES PRACTICE SQUAD							
Jan 1	NO										
Jan 8	NYG										
Totals			3/0	0	0	0.0	0	0	0	0	0%

Nickname: Ant or Catman (owns two cats) ... **Hobbies:** Fishing and attending concerts/sporting events ... **First job:** "I was hired as a bouncer in college and was promoted to barback and then bartender." ... **Desired talent:** Learn how to play an instrument (piano or guitar) or work on a table as a DJ ... **NFL player he learned the most from:** Terrence Newman ... **Career if he wasn't playing football:** "I've always said I would be in mentoring, helping people through life and figuring out their direction, whether that's as a motivational speaker, psychologist or counselor."



2021 GAME-BY-GAME STATISTICS (PHI)											
Date	Opp	GP/S	Tot	Solo	Sk	Int	PD	FF	FR	Snap	Pct
Sep 12	at Atl	W	1/1	3	2	0.0	0	0	0	72	100%
Sep 19	SF	L	1/1	10	2	0.0	0	0	0	70	100%
Sep 27	at Dal	L	1/1	14	6	0.0	0	0	0	77	100%
Oct 3	KC	L	1/1	3	1	0.0	0	0	0	67	100%
Oct 10	at Car	W	1/1	4	2	0.0	0	0	0	71	100%
Oct 14	TB	L	1/1	5	3	0.0	1	1	0	66	88%
Oct 24	at LV	L	0/0	INACTIVE							
Oct 31	at Det	W	0/0	INACTIVE							
Nov 7	LAC	L	1/1	3	3	0.0	0	0	0	62	90%
Nov 14	at Den	W	1/1	9	6	0.0	0	0	0	49	84%
Nov 21	NO	W	1/1	5	1	0.0	0	0	0	52	80%
Nov 28	at NYG	L	1/1	2	2	0.0	0	0	0	58	97%
Dec 5	at NYJ	W	1/1	3	2	0.0	0	0	0	48	81%
Dec 21	Was	W	1/1	0	0	0.0	0	0	0	44	80%
Dec 26	NYG	W	1/1	5	2	0.0	0	1	0	46	61%
Jan 2	at Was	W	1/1	6	4	0.0	0	1	0	54	86%
Jan 8	Dal	L	0/0	INACTIVE							
Totals		14/14	72	36	0.0	1	3	0	0	836	74%
PLAYOFFS											
Jan 16	at TB	L	1/1	13	7	0.0	0	0	0	63	86%
Totals		1/1	13	7	0.0	0	0	0	0	63	86%

2022 SEASON - BRONCOS & EAGLES



2021 SEASON - EAGLES

- Led the Eagles secondary with 72 tackles (36 solo) along with 3 PD, 2 TFLs and 1 INT in 836 defensive snaps
- Picked off Buccaneers QB **Tom Brady** with 0:57 remaining in the first half vs. TB (10/14/21) ... Also posted 5 tackles and 1 PD
- Recorded a team-high 14 tackles (6 solo) at Dal. (9/27/21) ... Marked the 2nd-highest single-game total of his career (15 tackles on 12/18/16 vs. Indianapolis with Minnesota)

2020 SEASON - VIKINGS

- Appeared in all 1,074 defensive snaps for the Vikings and produced a career-high 104 tackles (58 solo) along with 7 PDs ... Ranked 3rd on the team and 8th among NFL DBs in tackles, behind **Budda Baker** (118) and **John Johnson** (105) in the NFC
- Recorded a season-high 11 tackles vs. Car. (11/29/20) ... Marked the 3rd-highest single-game total of his career

2019 SEASON - VIKINGS

- Earned PFWA **All-NFC** honors after tying for the NFL lead with a career-high 6 INTs (also **Stephon Gilmore** and **Tre'Davious White**) ... Became the fourth player in Vikings history to own a share of the league's INTs crown for a season ... Also tallied 60 tackles (35 solo), a career-high 11 PDs, 1 FR and 1 TD
- Intercepted Saints QB **Drew Brees** in the Wild Card victory at NO (1/5/20) ... Including playoffs, became the only player to have at least 7 INTs during the 2019 season ... His 30-yard return tied for the 4th-longest INT return in Vikings postseason history
- Picked off Packers QB **Aaron Rodgers** vs. GB (12/23/19)
- Logged an INT off Chargers QB **Philip Rivers** in the win at LAC (12/15/19) ... Added 4 tackles (2 solo), including 1 TFL

2020 GAME-BY-GAME STATISTICS (MIN)												
Date	Opp		GP/S	Tot	Solo	Sk	Int	PD	FF	FR	Snaps	Pct
Sep 13	GB	L	1/1	8	5	0.0	0	0	0	0	78	100%
Sep 20	at Ind	L	1/1	6	3	0.0	0	0	0	0	73	100%
Sep 27	Ten	L	1/1	8	6	0.0	0	1	0	0	75	100%
Oct 4	at Hou	W	1/1	5	3	0.0	0	0	0	0	65	100%
Oct 11	at Sea	L	1/1	4	3	0.0	0	0	0	0	54	100%
Oct 18	Atl	L	1/1	8	5	0.0	0	1	0	0	80	100%
Nov 1	at GB	W	1/1	6	5	0.0	0	1	0	0	74	100%
Nov 8	Det	W	1/1	5	3	0.0	0	0	0	0	75	100%
Nov 16	at Chi	W	1/1	5	4	0.0	0	1	0	0	50	100%
Nov 22	Dal	L	1/1	7	3	0.0	0	0	0	0	66	100%
Nov 29	Car	W	1/1	11	2	0.0	0	0	0	0	65	100%
Dec 6	Jax	W	1/1	5	2	0.0	0	1	0	0	71	100%
Dec 13	at TB	L	1/1	3	2	0.0	0	0	0	0	51	100%
Dec 20	Chi	L	1/1	7	4	0.0	0	0	0	0	64	100%
Dec 25	at NO	L	1/1	8	1	0.0	0	0	0	0	75	100%
Jan 3	at Det	W	1/1	8	7	0.0	0	2	0	0	58	100%
Totals			16/16	104	58	0.0	0	7	0	0	1,074	100%
Dec. 29	at LAR	L	0/0	INACTIVE								
Totals			0/0	0	0	0.0	0	0	0	0	0	0%

- ▶ Scored his first career TD by intercepting a batted pass by Seahawks QB **Russell Wilson** and returning it 20 yards at Sea. (12/2/19)
- ▶ Grabbed an INT against QB **Dwayne Haskins** vs. Was. (10/24/19)
- ▶ Earned **NFC Defensive Player of the Week** recognition after recording a career-high-tying 2 INTs against Falcons QB **Matt Ryan** and adding 1 FR with 5 tackles (3 solo) in the season-opening win vs. Atl. (9/8/19)

2018 SEASON - VIKINGS

- ▶ Took over a starting role (nine starts) and totaled 42 tackles (31 solo), 6 PDs and 3 INTs ... Added 4 special teams tackles
- ▶ Posted his first career multi-INT game (career-high 2 INTs and 3 PDs) against Bears QB **Mitchell Trubisky** at Chi. (11/18/18)
- ▶ Picked off Cardinals QB **Josh Rosen** and had 2 PDs in the win vs. Ari. (10/14/18) ... Also notched 3 special teams tackles

2017 SEASON - VIKINGS

- ▶ Finished the year with 12 tackles (11 solo), 1 PD and 1 FF while adding 6 special teams tackles ... Contributed to the NFL's No. 1-ranked defense in the regular season
- ▶ Led the Vikings with 7 tackles (6 solo), 1 PD, 1 FF and 1 FR in the win vs. LAR (11/19/17) ... Had a game-changing FF against Rams WR **Cooper Kupp** which he recovered at the 1-yard line
- ▶ Posted 3 solo tackles and 1 FR int the win at Cle. (10/29/17)

2016 SEASON - VIKINGS

- ▶ Produced 35 tackles (24 solo), 1 PD and 1 FR ... Also totaled a career-high 6 special teams tackles
- ▶ Logged 8 tackles (5 solo) and 1 FR in the win vs. Chi. (1/1/17)
- ▶ Registered a team-leading, career-high 15 tackles (9 solo) and tallied 1 PD vs. Ind. (12/18/16)

2015 SEASON - VIKINGS

- ▶ Recorded 15 tackles (12 solo) and 2 PDs over the last final four games (two starts) of the season ... Joined QB **Taylor Heinicke** as the only Vikings UDFA's to make the 53-man roster

2019 GAME-BY-GAME STATISTICS (MIN)												
Date	Opp		GP/S	Tot	Solo	Sk	Int	PD	FF	FR	Snap	Pct
Sep 8	Atl	W	1/1	5	3	0.0	2	2	0	1	74	100%
Sep 15	at GB	L	1/1	7	5	0.0	0	0	0	0	71	100%
Sep 22	Oak	W	1/1	2	2	0.0	0	0	0	0	51	86%
Sep 29	at Chi	L	1/1	4	3	0.0	0	0	0	0	55	79%
Oct 6	at NYG	W	1/1	4	1	0.0	0	1	0	0	68	100%
Oct 13	Phi	W	1/1	6	4	0.0	0	1	0	0	63	98%
Oct 20	at Det	W	1/1	7	5	0.0	0	1	0	0	75	100%
Oct 24	Was	W	1/1	2	0	0.0	1	1	0	0	43	100%
Nov 3	at KC	L	1/1	5	3	0.0	0	0	0	0	59	100%
Nov 10	at Dal	W	1/1	3	3	0.0	0	1	0	0	71	100%
Nov 17	Den	W	0/0	INACTIVE								
Dec 2	at Sea	L	1/1	7	2	0.0	1	1	0	0	75	100%
Dec 8	Det	W	1/1	1	1	0.0	0	0	0	0	65	92%
Dec 15	at LAC	W	1/1	4	2	0.0	1	1	0	0	62	100%
Dec 23	GB	L	1/1	3	1	0.0	1	2	0	0	77	100%
Dec 29	Chi	L	0/0	INACTIVE								
Totals			14/14	60	35	0.0	6	11	0	1	909	83%
PLAYOFFS												
Jan 5	at NO	W	1/1	3	1	0.0	1	1	0	0	56	100%
Jan 11	at SF	L	1/1	6	4	0.0	0	0	0	0	71	100%
Totals			2/2	9	5	0.0	1	1	0	0	127	100%

COLLEGE HIGHLIGHTS

- ▶ Appeared in 49 career games (35 starts) at Virginia and finished with 289 tackles, 11 INTs, 2.0 sacks and 2 FFs
- ▶ Started all 12 games as a senior and posted a career-high 108 tackles en route to All-ACC recognition
- ▶ As a junior, named first-team All-ACC and second-team Walter Camp All-America after registering a career-high 8 INTs ... His 8 INTs were the most by a Cavalier since **Ronde Barber** in 1994 ... Set a school record with an INT in five consecutive games

PERSONAL

- ▶ Earned a bachelor's degree in sociology from Virginia
- ▶ Owns a Cryotherapy business, CryoRVA, in the Richmond area
- ▶ A standout at QB, WR and DB at Lloyd C. Bird (VA) High School, where he earned all-state honors as a junior and senior at DB ... Notched more than 1,000 passing yards and 800 rushing yards as a junior QB ... Also started on the basketball team
- ▶ His grandfather is an Army veteran

TRANSACTIONS

- ▶ **2015** - Signed by MIN as UDFA ... **9/5/15** - Waived by MIN ...**9/6/15** - Signed by MIN to practice squad ... **12/10/15** - Signed by MIN to active roster from practice squad ... **3/8/18** - Re-signed by MIN ... **5/18/20** - Signed by MIN to franchise tender ... **3/20/21** - Agreed to terms with PHI on 1-year contract ... **3/18/22** - Agreed to terms with PHI on 1-year contracts ... **8/30/22** - Released by PHI ... **8/31/22** - Signed by PHI to practice squad ... **9/5/22** - Released by PHI ... **9/14/22** - Signed by DEN to practice squad ... **10/6/22** - Elevated by DEN from practice squad for Week 5 vs. Indianapolis ... **10/17/22** - Elevated by DEN from practice squad for Week 6 at L.A. Chargers ... **11/8/22** - Signed by DEN to active roster from practice squad ... **12/6/22** - Released by DEN ... **12/13/22** - Signed by PHI to practice squad



2018 GAME-BY-GAME STATISTICS (MIN)												
Date	Opp		GP/S	Tot	Solo	Sk	Int	PD	FF	FR	Snaps	Pct
Sep 9	SF	W	1/0	0	0	0.0	0	0	0	0	0	0%
Sep 16	at GB	T	1/0	0	0	0.0	0	0	0	0	0	0%
Sep 23	Buf	L	1/0	0	0	0.0	0	0	0	0	0	0%
Sep 27	at LAR	L	0/0	INACTIVE								
Oct 7	at Phi	W	1/0	0	0	0.0	0	0	0	0	0	0%
Oct 14	Ari	W	1/0	0	0	0.0	1	2	0	0	15	26%
Oct 21	at NYJ	W	1/0	1	0	0.0	0	0	0	0	26	37%
Oct 28	NO	L	1/1	2	1	0.0	0	0	0	0	49	93%
Nov 4	Det	W	1/1	5	3	0.0	0	0	0	0	70	100%
Nov 18	at Chi	L	1/1	4	3	0.0	2	3	0	0	74	100%
Nov 25	GB	W	1/1	2	1	0.0	0	0	0	0	53	100%
Dec 2	at NE	L	1/1	7	5	0.0	0	1	0	0	74	100%
Dec 10	at Sea	L	1/1	8	6	0.0	0	0	0	0	66	100%
Dec 16	Mia	W	1/1	3	2	0.0	0	0	0	0	53	100%
Dec 23	at Det	W	1/1	5	5	0.0	0	0	0	0	75	100%
Dec 30	Chi	L	1/1	5	5	0.0	0	0	0	0	68	100%
Totals			15/9	42	31	0.0	3	6	0	0	623	60%

2017 GAME-BY-GAME STATISTICS (PHI)												
Date	Opp		GP/S	Tot	Solo	Sk	Int	PD	FF	FR	Snaps	Pct
Sep 11	NO	W	1/0	0	0	0.0	0	0	0	0	0	0%
Sep 17	at Pit	L	1/0	0	0	0.0	0	0	0	0	0	0%
Sep 24	TB	W	1/0	0	0	0.0	0	0	0	0	0	0%
Oct 1	Det	L	1/0	0	0	0.0	0	0	0	0	0	0%
Oct 9	at Chi	W	1/0	0	0	0.0	0	0	0	0	1	2%
Oct 15	GB	W	1/1	2	2	0.0	0	0	0	0	66	100%
Oct 22	Bal	W	1/0	0	0	0.0	0	0	0	0	0	0%
Oct 29	at Cle	W	1/1	3	3	0.0	0	0	0	1	57	97%
Nov 12	at Was	W	1/0	0	0	0.0	0	0	0	0	0	0%
Nov 19	LAR	W	1/1	7	6	0.0	0	1	1	1	59	100%
Nov 23	at Det	W	1/0	0	0	0.0	0	0	0	0	0	0%
Dec 3	at Atl	W	1/0	0	0	0.0	0	0	0	0	0	0%
Dec 10	at Car	L	1/0	0	0	0.0	0	0	0	0	0	0%
Dec 17	Cin	W	1/0	0	0	0.0	0	0	0	0	14	27%
Dec 23	at GB	W	1/0	0	0	0.0	0	0	0	0	0	0%
Dec 31	Chi	W	1/0	0	0	0.0	0	0	0	0	0	0%
Totals			16/3	12	11	0.0	0	1	1	2	197	20%
PLAYOFFS												
Jan 14	NO	W	1/0	3	2	0.0	0	0	0	0	24	35%
Jan 21	at Phi	L	1/0	6	5	0.0	0	0	0	0	33	51%
Totals			2/0	9	7	0.0	0	0	0	0	57	43%

2016 GAME-BY-GAME STATISTICS (MIN)												
Date	Opp		GP/S	Tot	Solo	Sk	Int	PD	FF	FR	Snaps	Pct
Sep 11	at Ten	W	1/0	0	0	0.0	0	0	0	0	1	2%
Sep 18	GB	W	1/0	0	0	0.0	0	0	0	0	0	0%
Sep 25	at Car	W	1/0	0	0	0.0	0	0	0	0	0	0%
Oct 3	NYG	W	1/0	0	0	0.0	0	0	0	0	0	0%
Oct 9	Hou	W	1/0	0	0	0.0	0	0	0	0	0	0%
Oct 23	at Phi	L	1/0	0	0	0.0	0	0	0	0	0	0%
Oct 31	at Chi	L	1/0	4	2	0.0	0	0	0	0	48	79%
Nov 6	Det	L	1/0	1	1	0.0	0	0	0	0	6	9%
Nov 13	at Was	L	1/0	0	0	0.0	0	0	0	0	0	0%
Nov 20	Ari	W	1/0	0	0	0.0	0	0	0	0	0	0%
Nov 24	at Det	L	1/0	0	0	0.0	0	0	0	0	0	0%
Dec 1	Dal	L	1/0	0	0	0.0	0	0	0	0	1	2%
Dec 11	at Jax	W	1/1	7	0	0.0	0	0	0	0	66	100%
Dec 18	Ind	L	1/1	15	9	0.0	0	1	0	0	70	100%
Dec 24	at GB	L	1/0	0	0	0.0	0	0	0	0	0	0%
Jan 1	Chi	W	1/1	8	5	0.0	0	0	0	1	42	70%
Totals			16/3	35	24	0.0	0	1	0	1	234	23%

2015 GAME-BY-GAME STATISTICS (MIN)												
Date	Opp		GP/S	Tot	Solo	Sk	Int	PD	FF	FR	Snaps	Pct
Sep 14	at SF	L	---	VIKINGS PRACTICE SQUAD								
Sep 20	Det	W	---	VIKINGS PRACTICE SQUAD								
Sep 27	SD	W	---	VIKINGS PRACTICE SQUAD								
Oct 4	at Den	L	---	VIKINGS PRACTICE SQUAD								
Oct 18	KC	W	---	VIKINGS PRACTICE SQUAD								
Oct 25	at Det	W	---	VIKINGS PRACTICE SQUAD								
Nov 1	at Chi	W	---	VIKINGS PRACTICE SQUAD								
Nov 8	StL	W	---	VIKINGS PRACTICE SQUAD								
Nov 15	at Oak	W	---	VIKINGS PRACTICE SQUAD								
Nov 22	GB	L	---	VIKINGS PRACTICE SQUAD								
Nov 29	at Atl	W	---	VIKINGS PRACTICE SQUAD								
Dec 6	Sea	L	---	VIKINGS PRACTICE SQUAD								
Dec 10	at Ari	L	1/1	8	7	0.0	0	1	0	0	67	100%
Dec 20	Chi	W	1/1	5	4	0.0	0	1	0	0	63	98%
Dec 27	NYG	W	1/0	2	1	0.0	0	0	0	0	17	27%
Jan 3	at GB	W	1/0	0	0	0.0	0	0	0	0	0	0%
Totals			4/2	15	12	0.0	0	2	0	0	147	14%
PLAYOFFS												
Jan 10	Sea	L	1/0	0	0	0.0	0	0	0	0	0	0%
Totals			1/0	0	0	0.0	0	0	0	0	0	0%





JALEN HURTS

QUARTERBACK | 1



Height: 6-1 Weight: 223 DOB: Aug. 7, 1998 (Age 24)
NFL Experience: 3rd Year (3rd with Eagles) Draft: D2-20 (53rd overall) by PHI
College: Oklahoma Hometown (HS): Channelview, TX (Channelview)

PRO BOWL: 2023

CAREER STATISTICS																			
			PASSING										RUSHING					OFF SNAPS	
Year	Team	GP/S	Att	Cmp	Pct	Yds	Y/A	TD	Int	Lg	Sk/Yds	Rate	Att	Yds	Avg	Lg	TD	No	Pct
2020	Philadelphia	15/4	148	77	52.0	1,061	7.2	6	4	81t	13/59	77.6	63	354	5.6	24	3	334	30%
2021	Philadelphia	15/15	432	265	61.3	3,144	7.3	16	9	91	26/150	87.2	139	784	5.6	31	10	954	85%
2022	Philadelphia	14/14	425	286	67.3	3,472	8.2	22	5	68	35/209	104.6	156	747	4.8	42	13	955	91%
Totals		44/33	1,005	628	62.5	7,677	7.6	44	18	91	74/418	93.1	358	1,885	5.3	42	26	---	---
PLAYOFFS																			
2021	Philadelphia	1/1	43	23	53.5	258	6.0	1	2	35	2/14	60.0	8	39	4.9	11	0	66	100%
Totals		1/1	43	23	53.5	258	6.0	1	2	35	2/14	60.0	8	39	4.9	11	0	---	---
ADDITIONAL STATISTICS																			
Fumbles/Lost: 27/6 - 2020 (9/2), 2021 (9/2), 2022 (9/2) Postseason Fumbles/Lost: 1/0 - 2021 (1/0) Receptions: 1-3 - 2020 (1-3)																			

CAREER HIGHS		
Pass Attempts	48	10/3/21 vs. KC
Completions	32	10/3/21 vs. KC
Passing Yards	387	10/3/21 vs. KC
Yards/Attempt	11.4	12/21/21 vs. Was.
Passing Long	91	9/19/21 vs. SF
Passing TDs	4	10/30/22 vs. Pit
Completion %	83.9	9/19/22 vs. Min
Passer Rating	140.6	10/30/22 vs. Pit
Rush Attempts	18	12/13/20 vs. NO
Rushing Yards	157	11/27/22 vs. GB
Rushing Long	42	11/27/22 vs. GB
Rushing TDs	3	2x, last: 12/18/22 at Chi.
Offensive Yards	434	10/3/21 vs. KC
Offensive TDs	4	3x, last: 12/4/22 vs. Ten.



CAREER HIGHLIGHTS

- ▶ Earned first career **Pro Bowl** honor after posting career highs in passing yards (3,472), passing TDs (22) and rushing TDs (13)
- ▶ Led the Eagles to a postseason berth in his first season as a starter in 2021 ... At 23 years old, became the youngest QB in franchise history to start in a playoff game (previously **Donovan McNabb** at 24)
- ▶ Broke the Eagles’ single-season record for rushing TDs (10) by a QB in 2021 (previously 9 rushing TDs by **Michael Vick** in 2010)
- ▶ Owns the franchise record for most rushing yards in a game by a QB with 157 (11/27/22, vs. GB), surpassing **Michael Vick’s** 130-yard performance on 12/19/10
- ▶ Became the first QB in NFL history to post 10+ rushing TDs in back-to-back years and just the second with multiple 10+ rushing TD seasons, joining **Cam Newton**

BIRDSEED

- ▶ Organized the “Breed of 1” Youth Football Camp for Philadelphia-area boys and girls ages 6-16 at Cheltenham High School in July 2022 ... All throughout the free session, Hurts aimed to build confidence, perseverance, resolute, courage and swagger in the children ... By promoting these values, the camp conveyed to kids that you can achieve your dreams, no matter what they are, without following the wrong path
- ▶ Represented the Women’s Sports Foundation through the league’s *My Cause My Cleats* initiative in 2021 ... The foundation is focused on promoting female involvement in the sports industry ... Motivated by his mother, Pamela, and sister, Kynnedi, strongly believes in empowering women and showing they have equality in what they strive to do
- ▶ Also supported Alex’s Lemonade Stand during the 2020 *My Cause My Cleats* campaign ... Through that partnership, visited an 8-year-old boy who was battling cancer during the holidays and surprised the family with a \$30,000 check for a down payment toward a new home

2022 Game-by-Game Statistics (PHI)																				
				Passing									Rushing					Off Snaps		
Date	Opp		GP/S	Att	Cmp	Pct	Yds	Y/A	TD	Int	Lg	Sk/Yds	Rate	Att	Yds	Avg	Lg	TD	No	Pct
Sep 11	at Det	W	1/1	32	18	56.3	243	7.6	0	0	54	1/4	80.6	17	90	5.3	16	1	77	100%
Sep 19	Min	W	1/1	31	26	83.9	333	10.7	1	1	53t	3/10	108.7	11	57	5.2	26t	2	73	100%
Sep 25	at Was	W	1/1	35	22	62.9	340	9.7	3	0	45	3/12	123.5	9	20	2.2	5	0	70	100%
Oct 2	Jax	W	1/1	25	16	64.0	204	8.2	0	1	31	2/13	72.8	16	38	2.4	13	1	82	100%
Oct 9	at Ari	W	1/1	26	36	72.2	239	6.6	0	0	31	2/21	89.9	15	61	4.1	17	2	73	100%
Oct 16	Dal	W	1/1	25	15	60.0	155	6.20	2	0	22	4/23	104.6	9	27	3.0	12	0	71	100%
Oct 30	Pit	W	1/1	28	19	67.9	285	10.2	4	0	43	3/18	140.6	2	10	5.0	8	0	46	81%
Nov 3	at Hou	W	1/1	27	21	77.8	243	9.0	2	0	31	4/26	128.9	9	23	2.6	14	0	65	100%
Nov 14	Was	L	1/1	26	17	65.4	175	6.7	2	1	50	1/5	94.2	6	28	4.7	12	1	50	100%
Nov 20	at Ind	W	1/1	18	25	72.0	190	7.6	1	0	29	3/17	107.1	16	86	5.4	23	1	68	100%
Nov 27	GB	W	1/1	28	16	57.1	153	5.5	2	0	30t	2/16	96.3	17	157	9.2	42	0	80	100%
Dec 4	Ten	W	1/1	39	29	74.4	380	9.7	3	0	40t	2/5	130.3	5	12	2.4	4	1	64	88%
Dec 11	at NYG	W	1/1	31	21	67.7	217	7.0	2	0	41t	4/33	109.2	7	77	11.0	24	1	63	93%
Dec 18	at Chi	W	1/1	37	22	59.5	315	8.5	0	2	68	1/6	64.6	17	61	3.6	22t	3	73	100%
Dec 24	at Dal	L	0/0	Inactive																
Jan 1	NO																			
Jan 8	NYG																			
Totals			14/14	425	286	67.3	3,472	8.2	22	5	68	35/209	104.6	156	747	4.8	42	13	955	91%

Bucket list: Meet Denzel Washington ... **Desired talent:** Ability to sing ... **If he could play another sport, what team/position:** "I'd go team up with Bryce Harper and the Phillies and play shortstop or center field." ... **Moments left starstruck:** Meeting Frankie Beverly and Kobe Bryant ... **Favorite movies:** *Friday Night Lights* and *He Got Game* ... **Favorite music:** Frankie Beverly and Maze, Al Green, The Isley Brothers, Anita Baker, Jaydayoungan ... **Favorite meal:** Seafood, boiled crawfish

- ▶ Grew up in a proud football family ... Coached by his father, Averion, at Channelview (TX) High School ... His brother, Averion Jr., was a QB at Texas Southern and is a coach at Baytown (TX) High School

NOTES TO KNOW

- ▶ Ranks 4th in the league with 35 total TDs, trailing **Patrick Mahomes** (41), **Josh Allen** (39) and **Joe Burrow** (39)
- ▶ Ranks 2nd in the league in yards per attempt (8.2) trailing only **Tua Tagovailoa** (8.9)
- ▶ Leads NFL QBs with 13 rushing TDs and ranks 2nd overall in the league
- ▶ Totaled a 104.6 passer rating this season, which ranks 3rd in the league

2022 SEASON - EAGLES

- ▶ Finished 22-of-37 passing for 315 yards while rushing for 61 yards and 3 TDs on 17 attempts in the 25-20 win at Chi. (12/18/22) ... Joined **Dak Prescott** as the only QB since the 1970 merger to rush for 3 TDs and throw for 300+ yards in a single game
- ▶ Totaled 217 yards on 21-of-31 (67.7%) passing and 2 TDs while adding 77 yards rushing on 7 attempts and 1 TD ... Defeated the Giants 48-22 (12/11/22) to clinch a spot in the playoffs ... Became just the third player in Eagles history to total 10+ rushing TDs in consecutive season, joining **Ricky Watters** (1995-96) and **Steve Van Buren** (1947-49)
- ▶ Completed 29-of-39 (74.4%) attempts for 380 yards, 3 TDs and a 130.3 passer rating while also adding 1 rushing TD in the 35-10 win vs. Ten. (12/4/22) ... Became the first player in Eagles history to produce 350+ passing yards, 3+ passing TDs and 1+ rushing TD in a single game
- ▶ Earned **NFC Offensive Player of the Week** honors for the first time in his career ... Contributed to Philadelphia's 363 rushing yards in the 40-33 win vs. GB (11/27/22) ... Set an Eagles franchise record for rushing yards in a game by a QB with 157 yards on 17 attempts and completed 16-of-28 passing for 153 yards and 2 TDs ... Became the third QB in NFL history to post 150+ passing yards (153) and 150+ rushing yards (157) in a game, joining **Lamar Jackson** and **Michael Vick**
- ▶ Finished with 2 total TDs after completing 18-of-25 passes (72.0%, 107.1 passer rating) for 190 yards and rushed for 86 yards on 16 carries in the 17-16 win at Ind. (11/20/22)



2021 GAME-BY-GAME STATISTICS (PHI)																				
				PASSING									RUSHING					OFF SNAPS		
Date	Opp		GP/S	Att	Cmp	Pct	Yds	Y/A	TD	Int	Lg	Sk/Yds	Rate	Att	Yds	Avg	Lg	TD	No	Pct
Sep 12	at Atl	W	1/1	35	27	77.1	264	7.5	3	0	28	1/3	126.4	7	62	8.9	14	0	71	100%
Sep 19	SF	L	1/1	23	12	52.2	190	8.3	0	0	91	2/13	80.0	10	82	8.2	27	1	58	100%
Sep 27	at Dal	L	1/1	39	25	64.1	326	8.4	2	2	41	2/23	86.1	9	35	3.9	9	0	58	100%
Oct 3	KC	L	1/1	48	32	66.7	387	8.1	2	0	37	3/29	105.1	8	47	5.9	12	0	74	100%
Oct 10	at Car	W	1/1	37	22	59.4	198	5.4	0	1	53	2/16	62.7	9	30	3.3	14	2	67	100%
Oct 14	TB	L	1/1	26	12	46.2	115	4.4	1	1	25	2/2	55.8	10	44	4.4	11	2	52	100%
Oct 24	at LV	L	1/1	34	18	52.9	236	6.9	2	0	27	2/13	94.7	13	61	4.7	16	0	69	100%
Oct 31	at Det	W	1/1	14	9	64.3	103	7.4	0	0	19	0/0	86.3	7	71	10.1	21	0	51	78%
Nov 7	LAC	L	1/1	17	11	64.7	162	9.5	1	0	28t	1/7	115.3	10	62	6.2	12	0	57	100%
Nov 14	at Den	W	1/1	23	16	70.0	178	7.7	2	1	36t	1/6	103.2	14	53	3.8	31	0	64	100%
Nov 21	NO	W	1/1	24	13	54.2	147	6.1	0	0	33	3/9	72.7	18	69	3.8	24t	3	78	100%
Nov 28	at NYG	L	1/1	31	14	45.2	129	4.2	0	3	21	1/5	17.5	8	77	9.6	18	0	67	100%
Dec 5	at NYJ	W	0/0	INACTIVE																
Dec 21	Was	W	1/1	26	20	76.9	296	11.4	1	1	45	3/15	110.4	8	38	4.8	12	2	71	100%
Dec 26	NYG	W	1/1	29	17	58.6	199	6.9	2	0	46	1/5	102.5	2	7	3.5	6	0	56	89%
Jan 2	at Was	W	1/1	26	17	65.4	214	8.2	0	0	30	1/2	90.9	7	44	6.3	22	0	61	100%
Jan 8	Dal	L	0/0	INACTIVE																
Totals			15/15	432	265	61.3	3,144	7.3	16	9	91	26/150	87.2	139	784	5.6	31	10	954	85%
PLAYOFFS																				
Jan 16	at TB	L	1/1	43	23	53.5	258	6.0	1	2	35	2/14	60.0	8	39	4.9	11	0	66	100%
Totals			1/1	43	23	53.5	258	6.0	1	2	35	2/14	60.0	8	39	4.9	11	0	66	100%

100+ PASSER RATING (15)		
Date	Opponent	Rate
10/30/22	vs. Pittsburgh Steelers (W, 35-13)	140.6
12/4/22	vs. Tennessee Titans (W, 35-10)	130.3
11/3/22	at Houston Texans (W, 29-17)	128.9
9/12/21	at Atlanta Falcons (W, 32-6)	126.4
9/25/22	at Washington Commanders (W, 24-8)	123.5
11/7/21	vs. Los Angeles Chargers (L, 24-27)	115.3
12/21/21	vs. Washington (W, 27-17)	110.4
12/11/22	at New York Giants (W, 48-22)	109.2
9/19/22	vs. Minnesota Vikings (W, 24-7)	108.7
11/20/22	at Indianapolis Colts (W, 17-16)	107.1
10/3/21	vs. Kansas City Chiefs (L, 30-42)	105.1
10/16/22	vs. Dallas Cowboys (W, 26-17)	104.6
11/14/21	at Denver Broncos (W, 30-13)	103.2
12/26/21	vs. New York Giants (W, 34-10)	102.5
12/20/20	at Arizona Cardinals (L, 26-33)	102.3



- ▶ Tallied 2 TDs and 243 yards through the air on 21-of-27 passing (77.8%, 128.9 passer rating) and added 23 yards rushing in the 29-17 win at Hou. (11/3/22)
- ▶ Set a career-high with 4 TDs and 140.6 passer rating while completing 19-of-28 passes (67.9%) for 285 yards ... Became the first Eagle to throw for 4+ TDs, 0 INTs and a 125.0+ passer rating since **Nick Foles** at Oak. in 2013
- ▶ Threw for 2 TDs and a 104.6 rating on 15-of-25 (60.0%) passing and added 27 yards rushing in the 26-17 win vs. Dal. (10/16/22)
- ▶ Recorded 2 rushing TDs in a 20-17 win at Ari. (10/9/22), bringing his career rushing TD total to 19, which is the most by an NFL QB in his first 25 starts ... Finished 26-of-36 (72.2%) passing for 239 yards
- ▶ Recognized as the **NFC Offensive Player of the Month** for September after combining for 1,083 total yards (916 passing, 167 rushing) and 7 total TDs (4 passing, 3 rushing) while leading the team to a 3-0 record ... Became the first player in NFL history with 900+ passing yards and 150+ rushing yards in the first three games of a season
- ▶ Threw for 340 yards, 3 TDs (tied career high) and a 123.5 rating on 22-of-35 (62.9%) passing in the 24-8 win at Was. (9/25/22)
- ▶ Totaled 390 yards and 3 TDs in the 24-7 victory vs. Min. (9/19/22) ... Connected on 26-of-31 (career-high 83.9%) attempts for 333 yards, 1 TD, 1 INT and a 108.7 passer rating, while rushing 11 times for 57 yards and 2 TDs ... Became the first player in NFL history to throw for 300+ yards, complete 80.0%+ attempts and rush for 2+ TDs in a game
- ▶ Produced 333 offensive yards (243 passing, 90 rushing) and added 1 rushing TD in the 38-35 win at Det. (9/11/22) ... His 90 rushing yards were the 2nd-highest total of his career ... Became the first Eagle with 200+ passing yards and 75+ rushing yards in a single game since **Michael Vick** on 9/19/13 vs. Kansas City (201 passing, 99 rushing)

2020 GAME-BY-GAME STATISTICS (PHI)

				PASSING										RUSHING					OFF SNAPS	
Date	Opp		GP/S	Att	Cmp	Pct	Yds	Y/A	TD	Int	Lg	Sk/Yds	Rate	Att	Yds	Avg	Lg	TD	No	Pct
Sep 13	at Was	L	0/0	INACTIVE																
Sep 20	LAR	L	1/0	0	0	---	0	--	0	0	--	0/0	---	0	0	---	--	0	3	4%
Sep 27	Cin	T	1/0	0	0	---	0	--	0	0	--	0/0	---	2	8	4.0	8	0	3	3%
Oct 4	at SF	W	1/0	0	0	---	0	--	0	0	--	0/0	---	3	18	6.0	14	0	4	6%
Oct 11	at Pit	L	1/0	1	1	100.0	18	18.0	0	0	18	0/0	118.8	0	0	---	--	0	2	3%
Oct 18	Bal	L	1/0	0	0	---	0	--	0	0	--	0/0	---	2	23	11.5	20	0	7	10%
Oct 22	NYG	W	1/0	0	0	---	0	--	0	0	--	0/0	---	2	2	1.0	2	0	5	6%
Nov 1	Dal	W	1/0	1	1	100.0	9	9.0	0	0	9	0/0	104.2	0	0	---	--	0	3	5%
Nov 15	at NYG	L	1/0	0	0	---	0	--	0	0	--	0/0	---	2	-1	-0.5	0	0	3	4%
Nov 22	at Cle	L	1/0	0	0	---	0	--	0	0	--	0/0	---	1	6	6.0	6	0	1	1%
Nov 30	Sea	L	1/0	1	1	100.0	6	6.0	0	0	6	0/0	91.7	0	0	---	--	0	2	3%
Dec 6	at GB	L	1/0	12	5	41.7	109	9.0	1	1	34	3/5	67.7	5	29	5.8	13	0	26	42%
Dec 13	NO	W	1/1	30	17	56.7	167	5.6	1	0	39	0/0	83.6	18	106	5.9	24	0	69	100%
Dec 20	at Ari	L	1/1	44	24	54.5	338	7.7	3	0	42	6/33	102.3	11	63	5.7	17	1	83	100%
Dec 27	at Dal	L	1/1	39	21	53.8	342	8.8	1	2	81t	3/16	70.7	9	69	7.7	20	0	73	100%
Jan 3	Was	L	1/1	20	7	35.0	72	3.6	0	1	30	1/5	25.4	8	34	4.3	9	2	50	74%
Totals			15/4	148	77	52.0	1,061	7.2	6	4	81t	13/59	77.6	63	354	5.6	24	3	334	30%

300+ PASSING YARDS (8)

Date	Opponent	Yds
10/3/21	vs. Kansas City Chiefs (L, 30-42)	387
12/4/22	vs. Tennessee Titans (W, 35-10)	380
12/27/20	at Dallas Cowboys (L, 17-37)	342
9/25/22	at Washington Commanders (W, 24-8)	340
12/20/20	at Arizona Cardinals (L, 26-33)	338
9/19/22	vs. Minnesota Vikings (W, 24-7)	333
9/27/21	at Dallas Cowboys (L, 21-41)	326
12/18/22	at Chicago Bears (W, 25-20)	315

2021 SEASON - EAGLES

- ▶ Combined for 3,928 yards and 26 TDs in his first year a starter ... Completed 265-of-432 (61.3%) passes for 3,144 yards, 16 TDs, 9 INTs and a 87.2 rating and rushed for 784 yards and 10 TDs ... At 23 years old, became the youngest QB in team history to start in a playoff game
- ▶ Only eight QBs in NFL history have recorded 3,000+ passing yards and 750+ rushing yards in a season: Hurts (2021), **Josh Allen** (2021), **Kyler Murray** (2020), **Lamar Jackson** (2019), **Cam Newton** (2017), **Russell Wilson** (2014), **Robert Griffin III** (2012) and **Randall Cunningham** (1990)
- ▶ Led all NFL QBs in rushing yards and rushing TDs ... Became just the second QB in NFL history to total 750+ rushing yards and 10+ rushing TDs in a season, joining **Kyler Murray** in 2020 (819 yards, 11 TDs)
- ▶ Tied for the 4th-most explosive plays (106) in the league, trailing only **Tom Brady** (111), **Justin Herbert** (111) and **Josh Allen** (109)
- ▶ Rushed for a franchise-record-tying 3 TDs in the 40-29 victory vs. NO (11/21/21) ... Became the third NFL QB to rush for 3+ TDs in a game since 2010, joining **Dak Prescott** (2020) and **Russell Wilson** (2012)
- ▶ Completed 32-of-48 (66.7%) attempts for a career-high 387 yards, 2 TDs, 0 INTs and a 105.1 passer rating vs. KC (10/3/21) ... Marked the most passing yards without an INT by an Eagles QB since a 406-yard performance by **Nick Foles** on 11/3/13 at Oakland



- ▶ Posted a career-long, 91-yard pass to **Quez Watkins** vs. SF (9/19/21) ... Tied for the 5th-longest passing play in team history (longest since a 91-yard TD pass from **Michael Vick** to **DeSean Jackson** on 12/12/10 at Dallas) ... Also marked the Eagles' longest play from scrimmage in a home game since the NFL-record-tying 99-yard TD pass from **Ron Jaworski** to **Mike Quick** on 11/10/85 vs. Atlanta
- ▶ Totaled career highs in completion percentage (77.1%), passer rating (126.4) and passing TDs (3, tied) in the 32-6 win at Atl. (9/12/21)

2020 SEASON - EAGLES

- ▶ Registered 1,061 yards, 6 TDs, 4 INTs and a 77.6 rating on 77-of-148 (52.0%) passing and rushed for 354 yards and 3 TDs as a rookie
- ▶ Produced 342 passing yards at Dal. (12/27/20) ... His 81-yard TD to **DeSean Jackson** was the longest passing TD by an Eagles rookie since **Davey O'Brien** on 11/19/39 at Chicago (85 yards to **Red Ramsey**)
- ▶ Recorded the most offensive TDs (4) and passing TDs (3, tied) in franchise rookie history along with a 102.3 passer rating at Ari. (12/20/20) ... Became the first rookie in the Super Bowl Era to post 3 passing TDs and 1 rushing TD in their first career start on the road

- ▶ Guided the Eagles to a 24-21 win over the 10-2 Saints in his first NFL start vs. NO (12/13/20) ... Threw for 167 yards and 1 TD, while rushing for a career-high 106 yards ... Joined **Ron Jaworski** (12/20/75 at Pittsburgh with L.A. Rams) as the only QBs in NFL history to beat a team on a nine-game winning streak in their starting debut

COLLEGE HIGHLIGHTS

- ▶ Started 42 of 56 games at Alabama (2016-18) and Oklahoma (2019), posting a 38-4 record ... Threw for 9,477 yards and 80 TDs on 682-of-1,047 (65.1%) passing, while rushing for 3,274 yards and 43 TDs
- ▶ As a senior at Oklahoma, finished as the runner-up for the Heisman Trophy and earned All-America and first-team All-Big 12 honors ... Produced 5,149 total yards (3,851 passing, 1,298 rushing) and ranked 2nd among FBS QBs in total TDs (53) and passer efficiency rating (191.2), trailing only **Joe Burrow** in each category ... Set school single-season records for rushing yards and points scored (126) by QB
- ▶ Rallied Alabama to a SEC Championship after replacing injured starter **Tua Tagovailoa** during his junior season in 2018
- ▶ Helped the Crimson Tide win a CFP National Championship in 2017 ... Threw for 2,081 yards and 17 TDs against 1 INT on 154-of-255 (60.4%) passing and rushed for 855 yards and 8 TDs
- ▶ Named SEC Freshman of the Year, SEC Newcomer of the Year, SEC Offensive Player of the Year, first-team All-SEC and a freshman All-American in 2016 ... Completed 240-of-382 (62.8%) passes for 2,780 yards, 23 TDs and 9 INTs and rushed for a school-QB record 954 yards and 13 TDs ... His 36 total TDs set an Alabama record and his 3,734 offensive yards were the 2nd-most in program history

PERSONAL

- ▶ Graduated from Alabama with a degree in communications and also pursued a graduate degree in human relations at Oklahoma
- ▶ Attended Channelview (TX) High School, where he ranked as the top dual-threat QB in the state of Texas and was a four-star recruit

TRANSACTIONS

- ▶ **2020** - Drafted by PHI in 2nd round (53rd overall)





TARRON JACKSON (PS)
DEFENSIVE END | 75

(pronounced tuh-RON)

Height: 6-2 Weight: 254 DOB: June 22, 1998 (Age 24)
NFL Experience: 2nd Year (2nd with Eagles) Draft: D6b-21 (191st overall) by PHI
College: Coastal Carolina Hometown (HS): Aiken, SC (Silver Bluff)



CAREER STATISTICS																		
			TACKLES				PASS RUSH			INTERCEPTIONS					FUMBLES		DEF SNAPS	
Year	Team	GP/S	Total	Solo	Asst	TFL	Sacks	QBH	QBP	Int	Yds	Lg	TD	PD	FF	FR	No	Pct
2021	Philadelphia	17/0	17	11	6	2	1.0	1	9	0	0	--	0	0	1	0	253	22%
2022	Philadelphia	4/0	0	0	0	0	0.0	0	0	0	0	--	0	0	0	0	27	3%
Totals		21/0	17	11	6	2	1.0	1	9	0	0	--	0	0	1	0	---	---
PLAYOFFS																		
2021	Philadelphia	1/0	1	1	0	0	0.0	0	0	0	0	--	0	0	0	0	15	21%
Totals		1/0	1	1	0	0	0.0	0	0	0	0	--	0	0	0	0	---	---
ADDITIONAL STATISTICS																		
Special Teams Tackles: 1 - 2021 (1)																		

CAREER HIGHS		
Tackles	3	2x, last: 1/8/22 vs. Dal.
Sacks	1.0	10/31/21 at Det.
INTs	--	---
PDs	--	---
FFs	1	10/31/21 at Det.
FRs	--	---

Hobbies: Enjoys cooking on the grill, especially ribs ... **First job:** Helping out with his dad's construction business, including remodeling houses, painting walls, and delivering supplies ... **Jersey number significance:** 7 and 5 add up to 12, the age of his older brother and biggest inspiration, Daron, when he passed away from leukemia in 2008 ... **Another family inspiration:** His uncle, Dean Bryant, who passed away in 2020 ... Dean was an Eagles fan and always wished for Tarron to get drafted by his favorite team ... **Favorite TV show:** *Snowfall* ... **Favorite music:** A little bit of everything: '90s, modern-day rap, hip-hop ... **Favorite meal:** Mac and cheese ... **Favorite athlete growing up:** Kobe Bryant ... **Favorite quote:** "Effort without detail is just good effort."



BIRDSEED

- ▶ His brother, Daron, died of leukemia at age 12 in 2008 ... Promised his older brother he would make it to the NFL one day ... Wore No. 9 in college because he was only 9 years old when Darron passed away
- ▶ In May 2022, honored his late brother by participating in Philadelphia's seventh 'Big Climb' for the Leukemia & Lymphoma Society ... Climbed the steps at Lincoln Financial Field with many others to raise critical funds in support of blood cancer research and patient support
- ▶ Earned a bachelor's degree in applied mathematics and also minored in actuarial science ... If football had not worked out for him, his plan was to become an actuary at an insurance firm

2022 SEASON - EAGLES

- ▶

2021 SEASON - EAGLES

- ▶ Totaled 17 tackles (11 solo), 9 pressures, 2 TFLs, 1.0 sack and 1 FF in 253 defensive snaps ... Also saw action in 86 special teams snaps
- ▶ Strip-sacked Lions QB **David Blough** in the fourth quarter of the 44-6 victory at Det. (10/31/21) ... Marked his 1st career sack and FF

COLLEGE HIGHLIGHTS

- ▶ In 48 career games at Coastal Carolina (2016-20), totaled 195 tackles (93 solo) 44.5 TFLs, 26.5 sacks, 6 FFs, 3 PDs and 1 FR ... Finished his career as the Chanticleers' career leader in sacks and TFLs ... His 26.5 sacks were also the 2nd-most in Sun Belt Conference history
- ▶ Named a consensus All-American and Sun Belt Defensive Player of the Year in 2020 ... Helped guide Coastal Carolina to an 11-1 record, producing a team-high 14 TFLs and 8.5 sacks along with 54 tackles (25 solo), 3 FFs and 1 FR ... Voted a finalist for the Lombardi Award, Lott IMPACT Trophy and Bronko Nagurski Trophy, in addition to being named a semifinalist for the Chuck Bednarik Award
- ▶ Earned first-team all-conference honors after setting a Sun Belt and school single-season record with 10.0 sacks (career high) in 2019 ... Added 60 tackles (28 solo), 13 TFLs and 2 FFs

2022 GAME-BY-GAME STATISTICS (PHI)												
Date	Opp		GP/S	Tot	Solo	Sk	Int	PD	FF	FR	Snap	Pct
Sep 11	at Det	W	0/0	INACTIVE								
Sep 19	Min	W	1/0	0	0	0.0	0	0	0	0	6	10%
Sep 25	at Was	W	1/0	0	0	0.0	0	0	0	0	9	12%
Oct 2	Jax	W	1/0	0	0	0.0	0	0	0	0	0	0%
Oct 9	at Ari	W	1/0	0	0	0.0	0	0	0	0	12	17%
Oct 16	Dal	W	0/0	INACTIVE								
Oct 30	Pit	W	---	EAGLES PRACTICE SQUAD								
Nov 3	at Hou	W	---	EAGLES PRACTICE SQUAD								
Nov 14	Was	L	---	EAGLES PRACTICE SQUAD								
Nov 20	at Ind	W	---	EAGLES PRACTICE SQUAD								
Nov 27	GB	W	---	EAGLES PRACTICE SQUAD								
Dec 4	Ten	W	---	EAGLES PRACTICE SQUAD								
Dec 11	at NYG	W	---	EAGLES PRACTICE SQUAD								
Dec 18	at Chi	W	---	EAGLES PRACTICE SQUAD								
Dec 24	at Dal	L	---	EAGLES PRACTICE SQUAD								
Jan 1	NO											
Jan 8	NYG											
Totals			4/0	0	0	0.0	0	0	0	0	27	3%



2021 GAME-BY-GAME STATISTICS (PHI)												
Date	Opp		GP/S	Tot	Solo	Sk	Int	PD	FF	FR	Snap	Pct
Sep 12	at Atl	W	1/0	0	0	0.0	0	0	0	0	2	3%
Sep 19	SF	L	1/0	0	0	0.0	0	0	0	0	11	16%
Sep 27	at Dal	L	1/0	1	0	0.0	0	0	0	0	5	6%
Oct 3	KC	L	1/0	1	0	0.0	0	0	0	0	19	28%
Oct 10	at Car	W	1/0	1	1	0.0	0	0	0	0	18	25%
Oct 14	TB	L	1/0	1	1	0.0	0	0	0	0	10	13%
Oct 24	at LV	L	1/0	1	1	0.0	0	0	0	0	4	6%
Oct 31	at Det	W	1/0	1	1	1.0	0	0	1	0	22	35%
Nov 7	LAC	L	1/0	0	0	0.0	0	0	0	0	8	12%
Nov 14	at Den	W	1/0	1	1	0.0	0	0	0	0	9	16%
Nov 21	NO	W	1/0	0	0	0.0	0	0	0	0	20	31%
Nov 28	at NYG	L	1/0	1	0	0.0	0	0	0	0	19	32%
Dec 5	at NYJ	W	1/0	2	1	0.0	0	0	0	0	19	32%
Dec 21	Was	W	1/0	3	3	0.0	0	0	0	0	17	31%
Dec 26	NYG	W	1/0	1	1	0.0	0	0	0	0	36	47%
Jan 2	at Was	W	1/0	0	0	0.0	0	0	0	0	7	11%
Jan 8	Dal	L	1/0	3	1	0.0	0	0	0	0	27	44%
Totals			17/0	17	11	1.0	0	0	1	0	253	22%
PLAYOFFS												
Jan 16	at TB	L	1/0	1	1	0.0	0	0	0	0	15	21%
Totals			1/0	1	1	0.0	0	0	0	0	15	21%

PERSONAL

- Prepped at Silver Bluff (SC) High School, where he led his team to two state championship games ... Did not have a Division I offer other than Coastal Carolina, which earned FBS status after he arrived

TRANSACTIONS

- 2021 - Drafted by PHI in 6th round (191st overall) ... 12/27/21 - Placed on Reserve/COVID-19 ... 12/29/21 - Activated from Reserve/COVID-19 ... 10/26/22 - Waived by PHI ... 10/29/22 - Signed by PHI to practice squad



TYREE JACKSON (IR)

TIGHT END | 80



Height: 6-7 Weight: 249 DOB: Nov. 7, 1997 (Age 25)

NFL Experience: 2nd Year (2nd with Eagles) Draft: UDFA-19 by BUF Acquired: FA-21

College: Buffalo Hometown (HS): Norton Shores, MI (Mona Shores)

CAREER STATISTICS

Year	Team	GP/S	RECEIVING					OFF SNAPS	
			Rec	Yds	Avg	Lg	TD	No	Pct
2021	Philadelphia	9/3	3	22	7.3	13	1	171	15%
2022	Philadelphia	5/0	0	0	---	---	0	34	3%
Totals		14/3	3	22	7.3	13	1	---	---

CAREER HIGHS

Receptions	3	1/8/22 vs. Dal.
Receiving Yards	22	1/8/22 vs. Dal.
Receiving Long	13	1/8/22 vs. Dal.
Receiving TDs	1	1/8/22 vs. Dal.

Desired talent: Ability to sing ... **Guilty pleasure:** Binge watching Netflix ... **If he could play another sport, what team:** Basketball, Los Angeles Lakers ... **If he could own a business:** Construction, building houses ... **Favorite music:** Rap, country ... **Favorite meal:** Steak ... **Favorite athlete growing up:** Kobe Bryant



BIRDSEED

- ▶ Transitioned from QB to TE upon signing with the Eagles ... Following a stint in the XFL in 2020, realized that if he wanted to be an NFL player he would have to switch positions ... Decided a move to TE would be a fit due to his size and athleticism ... Enlisted the help of former University of Buffalo star **Naaman Roosevelt**, who played WR in the NFL and CFL, to teach him how to run routes
- ▶ Supported the Eagles Autism Foundation through the NFL's *My Cause My Cleats* initiative ... The Eagles Autism Foundation supports the highest quality and most impactful autism research and care to improve the lives of affected individuals and families, as well as the acquisition of knowledge, technologies and discoveries that will bring new opportunities in the future

2022 SEASON - EAGLES



2021 SEASON - EAGLES

- ▶ Saw action in 171 offensive snaps during his first full NFL season
- ▶ Caught 3 passes for 22 yards and 1 TD in the regular-season finale vs. Dal. (1/8/22) ... Hauled in a 3-yard shovel pass from **Gardner Minshew** for his 1st career TD on the opening drive of the game

XFL HIGHLIGHTS

- ▶ Completed 11-of-18 (61.1%) attempts for 46 yards, 1 TD, 0 INTs and an 84.0 passer rating over five games with the XFL's DC Defenders in 2020 ... Also rushed 9 times for 48 yards (5.3 avg.)

COLLEGE HIGHLIGHTS

- ▶ Played collegiately at Buffalo (2016-18), where he posted 6,999 yards, 49 TDs, 24 INTs and a 129.3 efficiency rating on 533-of-955 (55.8%) passing ... Also rushed for 757 yards and 16 TDs
- ▶ Named the 2018 MAC Offensive Player of the Year after completing 225-of-407 (55.3%) attempts for 3,131 yards, 28 TDs, 12 INTs and a 136.7 rating ... Also totaled 161 rushing yards and 7 TDs ... Led the Bulls to a 10-4 record, MAC East division title and bowl appearance

PERSONAL

- ▶ A four-year starter at Mona Shores (MI) High School ... Ended his career in the top five in state history in TD passes, completions and yards ... Combined to throw for 4,491 yards and 50 TDs and rushed for 1,064 yards and 13 TDs during his junior and senior seasons ... Named first-team all-state as a senior and guided the Sailors to the state championship game ... Also played basketball

TRANSACTIONS

- ▶ **2019** - Signed by BUF as UDFA ... **8/31/19** - Waived by BUF ... **1/7/21** - Signed by PHI to reserve/future contract ... **9/2/21** - Placed on Reserve/Injured ... **11/6/21** - Activated from Reserve/Injured ... **1/10/22** - Placed on Reserve/Injured ... **7/27/22** - Placed on Active/Physically Unable to Perform ... **8/23/22** - Placed on Reserve/Physically Unable to Perform ... **11/16/22** - Activated from Reserve/Physically Unable to Perform ... **12/23/22** - Placed on Reserve/Injured



2022 GAME-BY-GAME STATISTICS (PHI)										
Date	Opp		GP/S	Rec	Yds	Avg	Lg	TD	Snaps	Pct
Sep. 11	at Det	W	0/0	RESERVE/PUP						
Sep. 19	Min	W	0/0	RESERVE/PUP						
Sep. 25	at Was	W	0/0	RESERVE/PUP						
Oct. 2	Jax	W	0/0	RESERVE/PUP						
Oct. 9	at Ari	W	0/0	RESERVE/PUP						
Oct. 16	Dal	W	0/0	RESERVE/PUP						
Oct. 30	Pit	W	0/0	RESERVE/PUP						
Nov. 3	at Hou	W	0/0	RESERVE/PUP						
Nov. 14	Was	L	0/0	RESERVE/PUP						
Nov. 20	at Ind	W	1/0	0	0	---	--	0	9	13%
Nov. 27	GB	W	1/0	0	0	---	--	0	5	6%
Dec. 4	Ten	W	1/0	0	0	---	--	0	8	11%
Dec. 11	at NYG	W	1/0	0	0	---	--	0	9	13%
Dec. 18	at Chi	W	1/0	0	0	---	--	0	3	4%
Dec. 24	at Dal	L	0/0	RESERVE/INJURED						
Jan. 1	NO									
Jan. 8	NYG									
Totals			5/0	0	0	---	--	0	34	3%

2021 GAME-BY-GAME STATISTICS (PHI)										
Date	Opp		GP/S	Rec	Yds	Avg	Lg	TD	Snaps	Pct
Sep 12	at Atl	W	0/0	RESERVE/INJURED						
Sep 19	SF	L	0/0	RESERVE/INJURED						
Sep 27	at Dal	L	0/0	RESERVE/INJURED						
Oct 3	KC	L	0/0	RESERVE/INJURED						
Oct 10	at Car	W	0/0	RESERVE/INJURED						
Oct 14	TB	L	0/0	RESERVE/INJURED						
Oct 24	at LV	L	0/0	RESERVE/INJURED						
Oct 31	at Det	W	0/0	RESERVE/INJURED						
Nov 7	LAC	L	1/0	0	0	---	--	0	14	25%
Nov 14	at Den	W	1/0	0	0	---	--	0	27	42%
Nov 21	NO	W	1/0	0	0	---	--	0	14	18%
Nov 28	at NYG	L	1/0	0	0	---	--	0	5	7%
Dec 5	at NYJ	W	1/1	0	0	---	--	0	27	38%
Dec 21	Was	W	1/0	0	0	---	--	0	16	23%
Dec 26	NYG	W	1/0	0	0	---	--	0	14	22%
Jan 2	at Was	W	1/1	0	0	---	--	0	15	25%
Jan 8	Dal	L	1/1	3	22	7.3	13	1	39	53%
Totals			9/3	3	22	7.3	13	1	171	15%
PLAYOFFS										
Jan 16	at TB	L	0/0	RESERVE/INJURED						
Totals			0/0	0	0	---	--	0	0	0%



JOSH JOBE

CORNERBACK | 28



Height: 5-11 Weight: 190 DOB: April 9, 1998 (Age 24)
NFL Experience: Rookie (1st with Eagles) Draft: UDFA-22 by PHI
College: Alabama Hometown (HS): Miami, FL (Cheshire Academy)

CAREER STATISTICS																		
			TACKLES				PASS RUSH			INTERCEPTIONS					FUMBLES		DEF SNAPS	
Year	Team	GP/S	Total	Solo	Asst	TFL	Sacks	QBH	QBP	Int	Yds	Lg	TD	PD	FF	FR	No	Pct
2022	Philadelphia	9/0	0	0	0	0	0.0	0	0	0	0	--	0	0	0	0	12	1%
Totals		9/0	0	0	0	0	0.0	0	0	0	0	--	0	0	0	0	---	---

CAREER HIGHS		
Tackles	--	---
Sacks	--	---
INTs	--	---
PDs	--	---
FFs	--	---
FRs	--	---

Nickname: Woogie ... Place he'd like to visit: Puerto Rico ... Surprisingly good at: Dancing ... What he wanted to grow up to be when he was younger: "A model. It was just interesting to me." ... Someone he'd like to meet: Kevin Hart ... Favorite movie: Bad Boys ... Favorite TV show: "I like to watch anime, like *Naruto*." ... Favorite music artist: Drake ... Favorite food: Penne pasta with vodka sauce

2022 SEASON - EAGLES

- Began his debut season as one of three undrafted rookies to earn an opening day roster spot (also Reed Blankenship and Josh Sills)

COLLEGE HIGHLIGHTS

- Played four seasons at Alabama (2018-21), recording 129 tackles (95 solo), 19 PDs, 3 INTs, 2.0 sacks, 2 FFs and 1 FR in 51 career games
- Helped the Crimson Tide clinch the SEC Championship during his senior season in 2021 ... Contributed to Alabama's CFP National Championship-winning campaign as a junior in 2020, recording career highs with 55 tackles (39 solo), 11 PDs, 2.0 sacks and 2 FFs en route to *Pro Football Focus* honorable mention All-America accolades

PERSONAL

- Grew up in Miami, FL, where he originally attended Christopher Columbus High School ... Moved to Connecticut prior to his senior year and played his final season at Cheshire Academy ... Rated a four-star CB prospect and was tabbed the top player from the state of Connecticut by *247Sports* and *Rivals* ... Named a 2018 U.S. Army All-American

TRANSACTIONS

- 2022 - Signed by PHI as UDFA

2022 GAME-BY-GAME STATISTICS (PHI)												
Date	Opp	GP/S	Tot	Solo	Sk	Int	PD	FF	FR	Snap	Pct	
Sep 11	at Det	W	1/0	0	0	0.0	0	0	0	0	0%	
Sep 19	Min	W	1/0	0	0	0.0	0	0	0	0	0%	
Sep 25	at Was	W	1/0	0	0	0.0	0	0	0	0	0%	
Oct 2	Jax	W	1/0	0	0	0.0	0	0	0	0	0%	
Oct 9	at Ari	W	1/0	0	0	0.0	0	0	0	0	0%	
Oct 16	Dal	W	0/0	INACTIVE								
Oct 30	Pit	W	0/0	INACTIVE								
Nov 3	at Hou	W	1/0	0	0	0.0	0	0	0	0	0%	
Nov 14	Was	L	0/0	INACTIVE								
Nov 20	at Ind	W	0/0	INACTIVE								
Nov 27	GB	W	0/0	INACTIVE								
Dec 4	Ten	W	0/0	INACTIVE								
Dec 11	at NYG	W	1/0	0	0	0.0	0	0	0	12	19%	
Dec 18	at Chi	W	1/0	0	0	0.0	0	0	0	0	0%	
Dec 24	at Dal	L	1/0	0	0	0.0	0	0	0	0	0%	
Jan 1	NO											
Jan 8	NYG											
Totals		9/0	0	0	0.0	0	0	0	0	12	1%	





FRED JOHNSON (PS)

TACKLE | 50

Height: 6-7 Weight: 326 DOB: June 5, 1997 (Age 25)

NFL Experience: 4th Year (1st with Eagles) Draft: UDFA-19 by CIN Acquired: FA-22

College: Florida Hometown (HS): Royal Palm Beach, FL (Royal Palm Beach)



CAREER STATISTICS

Year	Team	GP/S	STARTS			OFF SNAPS	
			LT	RG	RT	No	Pct
2019	Cincinnati	6/1	1	0	0	146	13%
2020	Cincinnati	12/6	3	2	1	491	46%
2021	Cincinnati	5/1	0	0	1	90	8%
2022	Tampa Bay	5/0	0	0	0	2	1%
	Philadelphia	0/0	0	0	0	0	0%
	Totals	5/0	0	0	0	---	---
Totals		28/8	4	2	2	---	---



BIRDSEED

- ▶ Mentored youth in juvenile detention centers in Florida through the VERB Kind Program, a program that encourages adults to become mentors to incarcerated youth in Florida
- ▶ Was a member of the Bengals' 2021 AFC Championship team that appeared in Super Bowl LVI

2022 SEASON - BUCCANEERS & EAGLES

- ▶ Made five appearances for the Buccaneers before signing to the Eagles practice squad

2021 SEASON - BENGALS

- ▶ Played in five games and made one start along the offensive line while also seeing time on special teams

2020 SEASON - BENGALS

- ▶ Made six starts and appeared in 12 games ... Played in 491 offensive snaps while rotating positions at LT, RG and RT

2019 SEASON - BENGALS

- ▶ Saw action in 146 offensive snaps and appeared in six games as a rookie ... Started one game at LT

COLLEGE HIGHLIGHTS

- ▶ Appeared in 44 games and made 31 starts across four seasons at Florida ... In his career, started games at RG and RT
- ▶ Named to the 2018 SEC Football Community Service Team for his hours of community service with 17 different community service organizations ... Also earned a spot on the 2018 Wuerffel Trophy Watch List for his work in the community

PERSONAL

- ▶ Attended Royal Palm Beach (FL) High School, where he was named to the 2014 Class 7A All-State Second Team and helped lead his team to a Class 7A regional final
- ▶ Did not play football until his senior year of high school

TRANSACTIONS

- ▶ **2019** - Signed by PIT as UDFA ... **10/11/19** - Waived by PIT ... **10/14/19** - Claimed off waivers by CIN ... **11/6/20** - Placed on Reserve/COVID-19 ... **11/20/20** - Activated from Reserve/COVID-19 ... **3/22/22** - Signed by CIN to reserve/future contract ... **3/23/22** - Waived by CIN ... **4/4/22** - Signed by TB to reserve/future contract ... **11/1/22** - Waived by TB ... **11/8/22** - Signed by PHI to practice squad



KYRON JOHNSON

LINEBACKER | 58

(pronounced KY-ren)

Height: 6-0 **Weight:** 235 **DOB:** July 24, 1998 (Age 24)
NFL Experience: Rookie (1st with Eagles) **Draft:** D6a-22 (181st overall) by PHI
College: Kansas **Hometown (HS):** Arlington, TX (Lamar)



CAREER STATISTICS																		
			TACKLES				PASS RUSH			INTERCEPTIONS					FUMBLES		DEF SNAPS	
Year	Team	GP/S	Total	Solo	Asst	TFL	Sacks	QBH	QBP	Int	Yds	Lg	TD	PD	FF	FR	No	Pct
2022	Philadelphia	14/0	1	0	1	0	0.0	0	0	0	0	--	0	0	0	0	18	2%
Totals		14/0	1	0	1	0	0.0	0	0	0	0	--	0	0	0	0	---	---

ADDITIONAL STATISTICS																		
Special Teams Tackles: 6 - 2022 (6)																		

CAREER HIGHS		
Tackles	1	10/30/22 vs. Pit.
Sacks	--	---
INTs	--	---
PDs	--	---
FFs	--	---
FRs	--	---

Nicknames: Ky and K.J. ... **Hidden talent:** "I got a little bit of a voice. I can sing a little bit. I can whistle for damn sure. I can *really* whistle. I got some pizzazz to me." ... **Role models growing up:** "I always looked up to my parents because they used to be athletes. When I got into college football, I started looking up dudes like Tyus Bowser, a little bit of Haason Reddick, Von Miller, Myles Garrett, and some of Fletcher Cox because I like to study the interior." ... **Someone he would like to meet:** Barack Obama ... **Favorite TV show:** *Steven Universe*, *The Man Who Fell to Earth*, and *The Boys* ... **Favorite music artist:** Whitney Houston ... **Favorite meal:** Country fried chicken with gravy, mashed potatoes, green beans and yellow rice



BIRDSEED

- ▶ A two-sport athlete for most of his life, also grew up running track ... Ran varsity as a high school freshman and was coached by his uncle, Rod Franklin ... Competed in the 100m, 200m, 4x100m, 4x200m, and long jump events ... Posted a 4.36 and 4.39 in 40-yard dash attempts at Kansas' pro day in 2022, which would have been among the best times by a LB in NFL Combine history, had he been invited
- ▶ Contributed as a safety, nickel, LB and DE at Kansas ... Started for four seasons with the Jayhawks under four different head coaches
- ▶ Affectionately referred to as "Uncle Pastor" in college because he had accrued a lot of wisdom in five years at Kansas and brought everyone together by praying like a pastor in a church ... The three-year captain served as a vocal leader and mentor to younger teammates

2022 SEASON - EAGLES



COLLEGE HIGHLIGHTS

- ▶ Served as a three-time captain at Kansas ... Recorded 193 tackles (128 solo), 23 TFLs, 12.5 sacks, 8 FFs, 5 PDs and 3 FRs along with 17 special teams tackles in 57 career games (39 starts)
- ▶ Earned second-team All-Big 12 recognition from *Pro Football Focus* in 2021 after recording career highs in tackles (61), TFLs (8.5), sacks (6.5), FFs (4) and FRs (2) ... Forced 40 QB pressures while playing as a DE, according to *PFF* ... Did not commit a penalty in 655 snaps played
- ▶ Tabbed All-Big-12 honorable mention as a LB in 2020 ... Produced 42 tackles (27 solo), 4.5 TFLs, 3.0 sacks, 1 FF and 1 PD

PERSONAL

- ▶ Prepped at Lamar (TX) High School ... Started his career as a RB and safety before transitioning to LB as a junior ... Registered 125 tackles and 11.0 sacks as a senior, collecting first-team all-district honors ... Graduated a semester early before enrolling at Kansas
- ▶ Is the son of Broderic and Stephanie Johnson ... His father was a three-sport athlete in high school before playing RB at Cisco Junior College (Cisco, TX) ... His brother, Kayron, ran track at Ottawa University
- ▶ Majored in human biology at Kansas

TRANSACTIONS

- ▶ **2022** - Drafted by PHI in 6th round (181st overall)



2022 GAME-BY-GAME STATISTICS (PHI)												
Date	Opp		GP/S	Tot	Solo	Sk	Int	PD	FF	FR	Snap	Pct
Sep 11	at Det	W	1/0	0	0	0.0	0	0	0	0	0	0%
Sep 19	Min	W	1/0	0	0	0.0	0	0	0	0	0	0%
Sep 25	at Was	W	1/0	0	0	0.0	0	0	0	0	2	3%
Oct 2	Jax	W	1/0	0	0	0.0	0	0	0	0	0	0%
Oct 9	at Ari	W	1/0	0	0	0.0	0	0	0	0	0	0%
Oct 16	Dal	W	1/0	0	0	0.0	0	0	0	0	0	0%
Oct 30	Pit	W	1/0	1	0	0.0	0	0	0	0	6	8%
Nov 3	at Hou	W	1/0	0	0	0.0	0	0	0	0	0	0%
Nov 14	Was	L	1/0	0	0	0.0	0	0	0	0	0	0%
Nov 20	at Ind	W	1/0	0	0	0.0	0	0	0	0	0	0%
Nov 27	GB	W	1/0	0	0	0.0	0	0	0	0	0	0%
Dec 4	Ten	W	1/0	0	0	0.0	0	0	0	0	10	18%
Dec 11	at NYG	W	1/0	0	0	0.0	0	0	0	0	0	0%
Dec 18	at Chi	W	1/0	0	0	0.0	0	0	0	0	0	0%
Dec 24	at Dal	L	0/0	INACTIVE								
Jan 1	NO											
Jan 8	NYG											
Totals			14/0	1	0	0.0	0	0	0	0	18	2%





LANE JOHNSON

TACKLE | 65

Height: 6-6 **Weight:** 325 **DOB:** May 8, 1990 (Age 32)

NFL Experience: 10th Year (10th with Eagles) **Draft:** D1-13 (4th overall) by PHI

College: Oklahoma **Hometown (HS):** Groveton, TX (Groveton)



SUPER BOWL CHAMPION: 2017 (LII) **ALL-PRO:** 2017, 2021 **PRO BOWL:** 2018, 2019, 2020, 2023

CAREER STATISTICS

Year	Team	GP/S	STARTS		OFF SNAPS	
			LT	RT	No	Pct
2013	Philadelphia	16/16	0	16	1,102	100%
2014	Philadelphia	12/12	0	12	889	76%
2015	Philadelphia	16/16	2	14	1,156	100%
2016	Philadelphia	6/6	0	6	407	36%
2017	Philadelphia	15/15	0	15	964	85%
2018	Philadelphia	15/15	0	15	962	88%
2019	Philadelphia	12/12	0	12	773	65%
2020	Philadelphia	7/7	0	7	404	36%
2021	Philadelphia	13/13	0	13	821	73%
2022	Philadelphia	15/15	0	15	974	93%
Totals		127/127	2	125	---	---
PLAYOFFS						
2013	Philadelphia	1/1	0	1	58	100%
2017	Philadelphia	3/3	0	3	207	100%
2018	Philadelphia	2/2	0	2	119	100%
2019	Philadelphia	0/0	0	0	0	0%
2021	Philadelphia	1/1	0	1	43	65%
Totals		7/7	0	7	---	---
ADDITIONAL STATISTICS						
Receiving TDs: 1 - 2021 (1)						

First job: Grave digger in high school ... **Biggest pet peeve:** Drivers that take a long time to make a turn ... **Hobbies:** Hunting and fishing ... **Favorite teams/athletes growing up:** Houston Rockets, Green Bay Packers and Brett Favre ... **If he could play another sport, what position/team:** Small forward, Houston Rockets ... **Favorite movie:** *Forrest Gump* ... **Favorite TV show:** *Impractical Jokers* ... **Three favorite throwback jerseys:** Hakeem Olajuwon, Rockets; Michael Vick, Falcons; Bo Jackson, Raiders



CAREER HIGHLIGHTS

- ▶ Is a four-time **Pro Bowl** selection (2018, '19, '20, '23), two-time *Associated Press* **All-Pro** (2017, '21) and **Super Bowl LII** champion
- ▶ Is one of three Eagles OTs to be named to multiple AP All-Pro teams, joining **Jason Peters** (four) and **Bob Brown** (five) ... Selected to the 2nd-most Pro Bowls by an OT in franchise history, behind Peters (seven)
- ▶ Joined **Jason Peters** (2013-16) and **Frank "Bucko" Kilroy** (1953-55) as the only Eagles OTs to earn three consecutive Pro Bowl nods

BIRDSEED

- ▶ Opened up about his struggles with anxiety and depression in 2021 ... Aimed to help further the conversation about mental health with professional athletes ... Diagnosed with an anxiety disorder in 2008
- ▶ Represented Merging Vets & Players through the NFL's *My Cause My Cleats* campaign in 2021 ... Merging Vets & Players empowers combat veterans and former professional athletes by connecting them during their transitions, promoting personal development and showing them they are never alone ... Has previously brought awareness to the programs designed by Feherty's Troops First Foundation for wounded service members and their families through *My Cause My Cleats* ... Supported Waterboys through MCMC in 2022 ... Waterboys works with professional athletes to provide clean, accessible drinking water to communities in need
- ▶ Co-created the OL Masterminds Summit with his friend and OL guru Duke Manyweather in 2018 ... The annual meeting brings together OL from the NFL and college to discuss the technical and mental aspects of their craft, invest in each other and advance OL appreciation
- ▶ Converted a horse barn on his property into a world-class home gym that is famously known as the "Bro Barn" ... Hosts groups of Eagles and other NFL players for competitive workouts in the offseason
- ▶ Began his collegiate career at Kilgore College (TX), where he served as the Rangers' QB playing at a 202-pound weight ... After transferring to Oklahoma as a TE in 2009, he redshirted for one year before playing TE and DE in 2010 ... Later settled in as a RT in 2011 prior to moving to the left side of the OL as a senior during the 2012 campaign

NOTES TO KNOW

- ▶ According to *PFF*, has not allowed a sack since Week 11 of 2020 ... In addition, has not allowed a QB hit since Week 7 of 2021

2022 SEASON - EAGLES

- ▶ Blocked for an OL that totaled 363 rushing yards in the 40-33 win vs. GB (11/27/22) ... It marked the team's highest single-game total since posting a franchise record 376 rushing yards on 11/21/48 vs. Was.

2021 SEASON - EAGLES

- ▶ Led all NFL OTs with a 0.2% knockdown percentage, allowing 0 sacks and just 1 QB hit in 413 pass-blocking opportunities ... Finished as the only OT to not surrender a sack (min. 350 pass-blocking snaps)

- ▶ Ranked 2nd among NFL RTs with an 83.0 *PFF* offensive grade, trailing only **Tristan Wirfs** (84.6) (min. 700 snaps at RT) ... Produced the 2nd-best pass-blocking grade (81.1) and 3rd-best run-blocking grade (77.9) among RTs (min. 350 snaps at RT in run blocking and pass blocking)
- ▶ Blocked for an OL that helped the team lead the NFL in rushing offense (159.7 avg.), rushing TDs (25) and explosive plays (163) ... The Eagles established single-season franchise records in rushing yards (2,715), rushing TDs (tied) and third-down percentage (45.7%)
- ▶ Hauled in a 5-yard TD pass from **Jalen Hurts** during the fourth quarter of the 34-10 victory vs. NYG (12/26/21) ... Became the first Eagles OL to register a TD reception since **Todd Herremans** caught a 2-yard pass from **Michael Vick** on 12/12/10 at Dallas

2020 SEASON - EAGLES

- ▶ Posted the highest *PFF* pass-blocking grade (83.1) among players with at least 250 pass-blocking snaps at RT ... Allowed only 1 sack

2019 SEASON - EAGLES

- ▶ Recorded the 2nd-best *PFF* offensive grade (88.7) among NFL OTs, behind **Ryan Ramczyk** (90.8) (min. 700 snaps) ... Ranked 1st among OTs with a 92.6 run-blocking grade (min. 300 run-blocking snaps) ... Also gave up just 1 sack in 450 pass-blocking opportunities

2018 SEASON - EAGLES

- ▶ Ranked 4th among NFL RTs with an 81.0 *PFF* offensive grade (min. 700 snaps) ... Also tallied the 3rd-highest run-blocking grade (79.7) among his position group (min. 300 run-blocking snaps at RT)

2017 SEASON - EAGLES

- ▶ Blocked for one of the most dominant OLs in the league during Philadelphia's **Super Bowl LII**-winning season ... Helped the Eagles lead the NFL in red zone offense (65.5%) and rank 3rd in both rushing offense (132.2 ypg) and offensive points per game (26.3)

2016 SEASON - EAGLES

- ▶ Saw action in 407 snaps over six starts at RT ... Allowed 1 sack

2015 SEASON - EAGLES

- ▶ Appeared in a career-high 1,156 offensive snaps, starting all 16 games for the second time in his career (including two starts at LT)

2014 SEASON - EAGLES

- ▶ Produced the top *PFF* offensive grade (83.7) among NFL RTs (min. 700 snaps) ... Ranked 2nd among RTs with a 0.6% knockdown percentage (1 sack and 2 QB hits allowed in 515 opportunities), trailing only **Rick Wagner** (0.5%) (min. 400 pass-blocking snaps at RT) ... Also registered the 2nd-highest run-blocking grade (86.8) among RTs, behind **Derek Newton** (87.0) (min. 300 run-blocking snaps at RT)
- ▶ Helped an offense that ranked 3rd in scoring (29.6 ppg), 5th in total yards (396.8 ypg), 6th in passing (272.3 ypg) and 9th in rushing (124.5 ypg), while setting team records in points (474) and TDs (54)

2013 SEASON - EAGLES

- ▶ Started all 16 games as a rookie and paved the way for the NFL's leading rusher – **LeSean McCoy** (1,607 yards) ... A member of the league's No. 2 offense (417.3 ypg), which also ranked 1st in rushing (160.4 ypg) and 4th in scoring (27.6 ppg) ... Became the first Eagles rookie OT to start in a season opener since **John Welbourn** in 1999



COLLEGE HIGHLIGHTS

- ▶ As a senior in 2012, started 11 games at LT and garnered third-team All-America honors from *CBSSports.com* and second-team All-Big 12 recognition from the league's coaches ... Anchored a Sooners offense that ranked 12th in the nation with 497.9 yards per game ... Posted 123 knockdowns and led the Big 12 with 19 TD-resulting blocks
- ▶ Started 12 games at RT as a junior in 2011, as Oklahoma ranked 10th nationally in scoring (39.5 ppg), 5th in total offense (512.3 ypg), 5th in passing offense (349.4 ypg) and 7th in fewest sacks allowed (11)
- ▶ Appeared in nine games as a reserve QB at Kilgore College in 2008 ... Completed 32-of-61 (52.5%) attempts for 510 yards, 3 TDs and 7 INTs, while adding 24 yards and 1 TD on 17 rushing attempts

PERSONAL

- ▶ Attended Groveton (TX) High School, where he played QB and safety and was an all-region and all-state selection ... Also competed in baseball, basketball and track and field ... Placed 4th in the shot put at the state's track championships ... His graduating class had 35 students
- ▶ Majored in human relations during his time at Oklahoma

TRANSACTIONS

- ▶ **2013** - Drafted by PHI in 1st round (4th overall) ... **7/23/14** - Placed on Reserve/Suspended ... **9/29/14** - Activated from Reserve/Suspended ... **1/29/16** - Signed by PHI to 6-year contract through 2021 ... **10/11/16** - Placed on Reserve/Suspended ... **12/20/16** - Activated from Reserve/Suspended ... **11/29/19** - Signed by PHI to 4-year contract extension ... **7/29/20** - Placed on Reserve/COVID-19 ... **8/11/20** - Activated from Reserve/COVID-19 ... **12/2/20** - Placed on Reserve/Injured



PATRICK JOHNSON
LINEBACKER | 48



Height: 6-2 Weight: 248 DOB: Jan. 10, 1998 (Age 24)
NFL Experience: 2nd Year (2nd with Eagles) Draft: D7-21 (234th overall) by PHI
College: Tulane Hometown (HS): Chattanooga, TN (Notre Dame)

CAREER STATISTICS																		
			TACKLES				PASS RUSH			INTERCEPTIONS					FUMBLES		DEF SNAPS	
Year	Team	GP/S	Total	Solo	Asst	TFL	Sacks	QBH	QBP	Int	Yds	Lg	TD	PD	FF	FR	No	Pct
2021	Philadelphia	17/2	12	7	5	1	0.0	0	1	0	0	--	0	0	0	0	111	10%
2022	Philadelphia	14/0	7	5	2	0	0.0	2	8	0	0	--	0	0	1	1	181	19%
Totals		31/2	19	12	7	1	0.0	2	9	0	0	--	0	0	1	1	---	---
PLAYOFFS																		
2021	Philadelphia	1/0	0	0	0	0	0.0	0	0	0	0	--	0	0	0	0	1	1%
Totals		1/0	0	0	0	0	0.0	0	0	0	0	--	0	0	0	0	---	---
ADDITIONAL STATISTICS																		
Special Teams Tackles: 7 - 2021 (5), 2022 (2) Postseason Special Teams Tackles: 1 - 2021 (1)																		

CAREER HIGHS		
Tackles	5	1/8/22 vs. Dal.
Sacks	--	---
INTs	--	---
PDs	--	---
FFs	1	10/2/22 vs. Jax.
FRs	1	12/11/22 at NYG

Nicknames: PJ or Pat ... **Hobbies:** Love to golf and is around a 6-10 handicap ... **Bucket list:** Start his own training gym and also travel to Europe ... **Biggest pet peeve:** When someone doesn't live up to their word ... **Biggest influence:** "My father. Me and him, we bonded over football a lot. He actually played in college. Me and him were very, very close and very similar people" ... **Players he models his game after:** Marvin Ingram, Khilil Mack and Von Miller ... **Desired talent:** Ability to play piano ... **If he could play another sport:** Golf on the PGA Tour ... **Favorite TV shows:** Game of Thrones ... **Favorite meal:** Hibachi ... **Favorite athletes growing up:** Derek Jeter



- BIRDSEED**
- ▶ Did not participate in the 2020 Famous Idaho Potato Bowl due to the death of his father, Kevin, who passed away unexpectedly while visiting Patrick in New Orleans ... Had a very strong bond with his father, who also played collegiately at Tennessee-Chattanooga as a LT
 - ▶ Spent his teenage years routinely scheduling workout sessions with his grandfather, Jerry Fitzgerald, a Vietnam War veteran with a passion for weightlifting ... Considered his grandfather one of his best friends growing up and learned a lot from him on how to train his body
 - ▶ Supported Girls on the Run Philadelphia through the NFL's *My Cause My Cleats* initiative ... Girls on the Run Philadelphia is a nonprofit organization that provides programs that inspire girls to build their confidence, kindness and decision-making skills

2022 SEASON - EAGLES

- ▶ Recorded 1st career FF on Jaguars RB **James Robinson** in a 29-21 win over Jax. (10/2/22)

2021 SEASON - EAGLES

- ▶ Ranked 4th on the Eagles with 254 special teams snaps, behind **Zech McPhearson** (325), **Andre Chachere** (322) and **Shaun Bradley** (280) ... Totaled 5 special teams tackles ... Also saw action in 111 defensive snaps, registering 12 tackles (7 solo) with 1 TFL
- ▶ Started in the regular-season finale vs. Dal. (1/8/22), registering a career-high 5 tackles ... Made his first career start at Dal. (9/27/21)

COLLEGE HIGHLIGHTS

- ▶ Played collegiately at Tulane, where he totaled 135 tackles (92 solo), 40 TFLs, 24.5 sacks, 11 PDs, 6 FFs and 1 FR in 49 career games ... Finished as the Green Wave's all-time sacks leader
- ▶ Garnered first-team All-AAC accolades following his senior campaign in 2020, when he notched 14.5 TFLs and 10.0 sacks
- ▶ As a junior in 2019, started all 13 games and led Tulane's defense in TFLs (8.5) and sacks (4.0) en route to second-team All-AAC honors

2022 GAME-BY-GAME STATISTICS (PHI)												
Date	Opp		GP/S	Tot	Solo	Sk	Int	PD	FF	FR	Snaps	Pct
Sep 11	at Det	W	1/0	0	0	0.0	0	0	0	0	8	12%
Sep 19	Min	W	1/0	0	0	0.0	0	0	0	0	12	20%
Sep 25	at Was	W	1/0	0	0	0.0	0	0	0	0	28	36%
Oct 2	Jax	W	1/0	1	1	0.0	0	0	1	0	4	9%
Oct 9	at Ari	W	0/0	INACTIVE								
Oct 16	Dal	W	1/0	1	1	0.0	0	0	0	0	15	22%
Oct 30	Pit	W	1/0	0	0	0.0	0	0	0	0	26	34%
Nov 3	at Hou	W	1/0	0	0	0.0	0	0	0	0	14	23%
Nov 14	Was	L	1/0	1	0	0.0	0	0	0	0	18	22%
Nov 20	at Ind	W	1/0	0	0	0.0	0	0	0	0	5	8%
Nov 27	GB	W	1/0	0	0	0.0	0	0	0	0	2	4%
Dec 4	Ten	W	1/0	0	0	0.0	0	0	0	0	12	22%
Dec 11	at NYG	W	1/0	1	0	0.0	0	0	0	1	14	22%
Dec 18	at Chi	W	1/0	2	2	0.0	0	0	0	0	15	25%
Dec 24	at Dal	L	1/0	1	1	0.0	0	0	0	0	8	11%
Jan 1	NO											
Jan 8	NYG											
Totals			15/0	7	5	0.0	0	0	1	1	181	19%



2021 GAME-BY-GAME STATISTICS (PHI)												
Date	Opp		GP/S	Tot	Solo	Sk	Int	PD	FF	FR	Snaps	Pct
Sep 12	at Atl	W	1/0	1	1	0.0	0	0	0	0	7	10%
Sep 19	SF	L	1/0	2	0	0.0	0	0	0	0	13	19%
Sep 27	at Dal	L	1/1	3	3	0.0	0	0	0	0	28	36%
Oct 3	KC	L	1/0	0	0	0.0	0	0	0	0	0	0%
Oct 10	at Car	W	1/0	0	0	0.0	0	0	0	0	0	0%
Oct 14	TB	L	1/0	0	0	0.0	0	0	0	0	1	1%
Oct 24	at LV	L	1/0	0	0	0.0	0	0	0	0	0	0%
Oct 31	at Det	W	1/0	0	0	0.0	0	0	0	0	2	3%
Nov 7	LAC	L	1/0	0	0	0.0	0	0	0	0	0	0%
Nov 14	at Den	W	1/0	1	1	0.0	0	0	0	0	2	3%
Nov 21	NO	W	1/0	0	0	0.0	0	0	0	0	0	0%
Nov 28	at NYG	L	1/0	0	0	0.0	0	0	0	0	0	0%
Dec 5	at NYJ	W	1/0	0	0	0.0	0	0	0	0	0	0%
Dec 21	Was	W	1/0	0	0	0.0	0	0	0	0	0	0%
Dec 26	NYG	W	1/0	0	0	0.0	0	0	0	0	1	1%
Jan 2	at Was	W	1/0	0	0	0.0	0	0	0	0	2	3%
Jan 8	Dal	L	1/1	5	2	0.0	0	0	0	0	55	89%
Totals			17/2	12	7	0.0	0	0	0	0	111	10%
PLAYOFFS												
Jan 16	at TB	L	1/0	0	0	0.0	0	0	0	0	1	1%
Totals			1/0	0	0	0.0	0	0	0	0	1	1%

- ▶ Played in all 13 contests (12 starts) as a sophomore in 2018 and received All-AAC recognition after leading the team and ranking 2nd in the conference with a career-high 10.5 sacks

PERSONAL

- ▶ Attended Notre Dame (TN) High School ... Has an older sister, Devyn, and a younger sister, Mackenzie ... Majored in health and wellness

TRANSACTIONS

- ▶ 2021 - Drafted by PHI in 7th round (234th overall)



RODERICK JOHNSON (PS)

TACKLE | 74



Height: 6-7 **Weight:** 301 **DOB:** Nov. 28, 1995 (Age 27)

NFL Experience: 5th Year (1st with Eagles) **Draft:** D5-17 (160th overall) by CLE **Acquired:** FA-22

College: Florida State **Hometown (HS):** Florissant, MO (Hazelwood Central)

CAREER STATISTICS

Year	Team	GP/S	STARTS		OFF SNAPS	
			LT	RT	No	Pct
2018	Houston	1/0	0	0	0	0%
2019	Houston	16/3	0	3	365	34%
2020	Houston	12/3	2	1	245	25%
2021	Miami	0/0	0	0	0	0%
2022	Philadelphia	0/0	0	0	0	0%
Totals		29/6	2	4	---	---
PLAYOFFS						
2019	Houston	2/0	0	0	17	11%
Totals		2/0	0	0	---	---

Nickname: Rod ... **Interests:** Social science and computer programming ... **Desired career outside of football:** Work at the Pentagon



2022 SEASON - EAGLES



2020 SEASON - TEXANS

- ▶ Totaled 245 offensive snaps in 12 games (three starts)

2019 SEASON - TEXANS

- ▶ Saw action in a career-high 16 games (three starts), combining for 365 offensive snaps and 73 special teams snaps during the regular season ... Also appeared in both of Houston's playoff contests

COLLEGE HIGHLIGHTS

- ▶ Played three seasons at Florida State (2014-16) ... A two-time Jacobs Blocking Trophy recipient, which is awarded annually to the ACC's top blocker ... Also voted a Walter Camp First-Team All-American in 2016 and was a two-time first-team All-ACC honoree (2015-16)
- ▶ Started 31 straight games and blocked for RB **Dalvin Cook**, who set a school record with 1,765 rushing yards in 2016 ... Helped lead Florida State to a College Football Playoff appearance and was named to the *USA Today* Freshman All-America Team in 2014

PERSONAL

- ▶ Prepped at Hazelwood Central (MO) High School, where he was considered one of the top recruits in the state of Missouri ... Earned 6A first-team all-state accolades and was a two-time first-team All-Metro selection ... Helped his team to a 12-1 record, a conference championship and an appearance in the state semifinals as a senior
- ▶ Studied social science while at Florida State

TRANSACTIONS

- ▶ **2017** - Drafted by CLE in 5th round (160th overall) ... **9/4/17** - Placed on Reserve/Injured ... **6/19/18** - Waived by CLE ... **6/20/18** - Claimed off waivers by HOU ... **9/1/18** - Waived by HOU ... **9/2/18** - Signed by HOU to practice squad ... **9/12/18** - Elevated by HOU from practice squad for Week 2 at Tennessee ... **10/4/18** - Waived by HOU ... **10/6/18** - Signed by HOU to practice squad ... **12/8/18** - Elevated by HOU from practice squad for Week 14 vs. Indianapolis ... **3/20/20** - Signed by HOU to reserve/future contract ... **4/9/21** - Signed by HOU to reserve/future contract ... **8/13/21** - Placed on Reserve/COVID-19 ... **8/18/21** - Waived by HOU ... **9/20/21** - Signed by MIA to practice squad ... **12/27/21** - Elevated by MIA from practice squad for Week 16 at New Orleans ... **1/19/22** - Signed by KC to practice squad ... **2/2/22** - Signed by KC to reserve/future contract ... **8/27/22** - Waived by KC ... **9/28/22** - Signed by PHI to practice squad ... **11/29/22** - Waived by PHI ... **12/7/22** - Signed by PHI to practice squad



LINVAL JOSEPH
DEFENSIVE TACKLE | 72

(pronounced LIN-vahl)

Height: 6-4 Weight: 329 DOB: Oct. 10, 1988 (Age 34)
NFL Experience: 13th Year (1st with Eagles) Draft: D2-10 (46th overall) by NYG Acquired: FA-LAC-22
College: East Carolina Hometown (HS): Alachua, FL (Santa Fe)



SUPER BOWL CHAMPION: 2011 (XLVI) PRO BOWL: 2017, 2018

CAREER STATISTICS																		
			TACKLES				PASS RUSH			INTERCEPTIONS					FUMBLES		DEF SNAPS	
Year	Team	GP/S	Total	Solo	Asst	TFL	Sacks	QBH	QBP	Int	Yds	Lg	TD	PD	FF	FR	No	Pct
2010	N.Y. Giants	6/0	8	6	2	1	0.0	0	N/A	0	0	--	0	0	0	0	N/A	N/A
2011	N.Y. Giants	16/15	49	34	15	4	2.0	5	N/A	0	0	--	0	4	0	0	N/A	N/A
2012	N.Y. Giants	16/16	59	33	26	5	4.0	7	N/A	0	0	--	0	0	1	2	692	66%
2013	N.Y. Giants	15/15	59	34	25	8	3.0	8	N/A	0	0	--	0	0	1	1	578	51%
2014	Minnesota	16/16	47	28	19	5	3.0	10	N/A	0	0	--	0	1	0	0	729	67%
2015	Minnesota	12/12	56	42	14	7	0.5	4	N/A	0	0	--	0	1	1	0	529	49%
2016	Minnesota	16/16	77	37	40	5	4.0	17	18	0	0	--	0	0	3	0	719	70%
2017	Minnesota	16/16	68	40	28	5	3.5	10	25	0	0	--	0	0	0	1	663	67%
2018	Minnesota	15/15	58	36	22	4	1.0	4	12	0	0	--	0	0	1	1	669	64%
2019	Minnesota	13/13	44	26	18	6	3.0	6	11	0	0	--	0	0	1	0	552	51%
2020	L.A. Chargers	16/16	62	33	29	3	0.0	2	19	0	0	--	0	0	0	0	726	70%
2021	L.A. Chargers	14/12	57	30	27	3	1.0	2	10	0	0	--	0	0	0	0	551	47%
2022	Philadelphia	6/6	17	8	9	0	0.5	1	1	0	0	--	0	0	0	0	156	16%
Totals		177/168	661	387	274	56	25.5	76	---	0	0	--	0	6	8	5	---	---

PLAYOFFS																		
2011	N.Y. Giants	4/4	10	5	5	0	0.0	0	N/A	0	0	--	0	1	0	0	N/A	N/A
2015	Minnesota	1/1	3	2	1	0	0.0	0	N/A	0	0	--	0	0	0	0	42	72%
2017	Minnesota	2/2	9	6	3	2	0.0	0	2	0	0	--	0	0	0	0	96	72%
2019	Minnesota	2/2	10	5	5	0	0.0	0	1	0	0	--	0	0	0	0	92	72%
Totals		9/9	32	18	14	2	0.0	0	---	0	0	--	0	1	0	0	---	---

CAREER HIGHS		
Tackles	13	12/18/16 vs. Ind.
Sacks	2.0	10/28/12 at Dal.
INTs	--	---
PDs	2	10/9/11 vs. Sea.
FFs	1	8x, last: 10/24/19 vs. Was.
FRs	1	5x, last: 10/7/18 at Phi.



CAREER HIGHLIGHTS

- ▶ In his second year in the league, was a member of the New York Giant’s 2011 **Super Bowl XLVI**-winning team ... Also helped lead Minnesota to the 2017 **NFC Championship** game
- ▶ Has earned two **Pro Bowl** selections (2017, ‘18)

BIRDSEED

- ▶ In 2019, was awarded the Ed Block Courage Award, an honor presented to NFL players who exemplify to the principles of sportsmanship and courage. Each team has one representative, which is voted on by their teammates
- ▶ Supported his foundation through the NFL’s *My Cause My Cleats* initiative ... The Linval Joseph Foundation is dedicated to stopping bullying by partnering with organizations that support youth and young adult development

2022 SEASON - EAGLES

- ▶ Earned his first career sack as an Eagle, combining with **Ndamukong Suh** on a split-sack of Colts QB **Matt Ryan** in the 17-16 win at Ind. (11/20/22)

2022 GAME-BY-GAME STATISTICS (PHI)												
Date	Opp	GP/S	Tot	Solo	Sk	Int	PD	FF	FR	Snap	Pct	
NOT ON NFL ROSTER												
NOT ON NFL ROSTER												
NOT ON NFL ROSTER												
NOT ON NFL ROSTER												
NOT ON NFL ROSTER												
NOT ON NFL ROSTER												
NOT ON NFL ROSTER												
NOT ON NFL ROSTER												
AGREED TO TERMS WITH PHI ON 1-YEAR CONTRACT (11/16/22)												
Nov 20	at Ind	W	1/1	4	1	0.5	0	0	0	0	26	40%
Nov 27	GB	W	1/1	2	1	0.0	0	0	0	0	30	61%
Dec 4	Ten	W	1/1	2	0	0.0	0	0	0	0	13	24%
Dec 11	at NYG	W	1/1	2	1	0.0	0	0	0	0	19	30%
Dec 18	at Chi	W	1/1	2	1	0.0	0	0	0	0	32	54%
Dec 24	at Dal	L	1/1	5	4	0.0	0	0	0	0	36	49%
Jan 1	NO											
Jan 8	NYG											
Totals			6/6	17	8	0.5	0	0	0	0	156	16%

2021 SEASON - CHARGERS

- ▶ Made 14 appearances with 12 starts ... Totaled 57 tackles, 3 TFLs and 1.0 sack

2020 SEASON - CHARGERS

- ▶ Started all 16 contests and led the Chargers defensive line with 62 total tackles ... Also added 3 TFLs and a FF

2019 SEASON - VIKINGS

- ▶ Registered 44 tackles, 6 TFLs, 3.0 sacks and a FF across 13 starts
- ▶ Recorded sacks in back-to-back games to open the season ... Posted 4 tackles, 2 TFLs and 1 sack in the win against Atl. (9/8/19) ... Finished with 6 tackles, 2 TFLs and 1 sack at GB (9/15/19)

2018 SEASON - VIKINGS

- ▶ Made 15 starts and finished with 58 tackles, 4 TFLs, 1 sack, 1 FF and 1 FR
- ▶ Scored his first career TD in the 23-21 win vs. Phi. (10/7/18) ... Recovered a Carson Wentz fumble and returned it 64 yards for a TD ... Finished with 5 tackles, 1.0 sack and 1 FR
- ▶ Tallied a season-high 10 tackles in the game at Sea. (12/10/18)

2017 SEASON - VIKINGS

- ▶ Earned his second career **Pro Bowl** appearance after posting 68 tackles, 5 TFLs, 3.5 sacks and 1 FR ... Also started two postseason games, where he totaled 9 tackles and 2 TFLs

2016 SEASON - VIKINGS

- ▶ Selected to his first career **Pro Bowl** following a season where he tallied a career-high 77 tackles, 5 TFLs, 4.0 sacks and 3 FFs
- ▶ Recorded a sack in three consecutive games to open the season to help boost the Vikings to a 5-0 start

2015 SEASON - VIKINGS

- ▶ Posted 56 tackles, 7 TFLs, 1 PD, 1 FF and 0.5 sack in 12 games
- ▶ Named **NFC Defensive Player of the Week** following the 21-18 overtime win over the St. Louis Rams (11/8/15) ... Totaled a team-high 10 tackles, 3 TFLs and 0.5 sacks

2021 GAME-BY-GAME STATISTICS (LAC)												
Date	Opp	GP/S	Tot	Solo	Sk	Int	PD	FF	FR	Snap	Pct	
Sep 12	at Was	W	1/1	3	1	0.0	0	0	0	0	33	60%
Sep 19	Dal	L	1/1	3	2	0.0	0	0	0	0	47	76%
Sep 26	at KC	W	1/1	8	3	0.0	0	0	0	0	39	49%
Oct 4	LV	W	1/1	5	3	0.0	0	0	0	0	34	60%
Oct 10	Cle	W	1/1	3	1	0.0	0	0	0	0	50	69%
Oct 17	at Bal	L	1/1	4	2	1.0	0	0	0	0	46	67%
Oct 31	NE	L	1/1	6	3	0.0	0	0	0	0	58	75%
Nov 7	at Phi	W	1/1	9	7	0.0	0	0	0	0	45	79%
Nov 14	Min	L	1/1	2	2	0.0	0	0	0	0	50	63%
Nov 21	Pit	W	0/0	INACTIVE								
Nov 28	at Den	L	0/0	DID NOT PLAY								
Dec 5	at Cin	W	0/0	DID NOT PLAY								
Dec 12	NYG	W	1/0	3	1	0.0	0	0	0	0	9	13%
Dec 16	KC	L	1/1	3	1	0.0	0	0	0	0	31	43%
Dec 26	at Hou	L	1/1	3	1	0.0	0	0	0	0	47	69%
Jan 2	Den	W	1/1	3	1	0.0	0	0	0	0	30	50%
Jan 9	at LV	L	1/0	2	2	0.0	0	0	0	0	32	40%
Totals			14/12	57	30	1.0	0	0	0	0	551	47%

MULTI-SACK GAMES (1)		
Date	Opponent	Sacks
10/28/12	at Dallas Cowboys (W, 29-24)	2.0

DEFENSIVE TOUCHDOWNS (1)		
Date	Opponent	Type (Yds)
10/7/18	vs. Philadelphia Eagles (W, 23-21)	Fumble (64)



2014 SEASON - VIKINGS

- ▶ Started all 16 games, finishing with 47 tackles, 5 TFLs, 3.0 sacks and 1 PD
- ▶ In his Vikings debut, tallied 4 tackles and 1.0 sack in the 34-6 win at St. Louis (9/7/14)

2013 SEASON - GIANTS

- ▶ Finished with 59 tackles, 8 TFLs, 3.0 sacks, 1 FF and 1 FR across 15 starts
- ▶ Notched a season-high 8 tackles in the game against Car. (9/22/13)

2012 SEASON - GIANTS

- ▶ Started all 16 games for the first time in his career, tallying 59 tackles, 5 TFLs, 4.0 sacks, 2 FRs and 1 FF
- ▶ Recorded the first multi-sack game of his career, bringing down Cowboys QB **Tony Romo** twice in the 29-24 win at Dal. (10/28/12)

2020 GAME-BY-GAME STATISTICS (LAC)												
Date	Opp		GP/S	Tot	Solo	Sk	Int	PD	FF	FR	Snaps	Pct
Sep 13	at Cin	W	1/1	4	2	0.0	0	0	0	0	42	62%
Sep 20	KC	L	1/1	4	3	0.0	0	0	0	0	45	58%
Sep 27	Car	L	1/1	2	1	0.0	0	0	0	0	42	82%
Oct 4	at TB	L	1/1	5	0	0.0	0	0	0	0	62	82%
Oct 12	at NO	L	1/1	2	2	0.0	0	0	0	0	57	75%
Oct 25	Jax	W	1/1	5	3	0.0	0	0	0	0	47	75%
Nov 1	at Den	L	1/1	0	0	0.0	0	0	0	0	46	71%
Nov 8	LV	L	1/1	3	2	0.0	0	0	0	0	46	90%
Nov 15	at Mia	L	1/1	4	2	0.0	0	0	0	0	41	71%
Nov 22	NYJ	W	1/1	4	4	0.0	0	0	0	0	33	55%
Nov 29	at Buf	L	1/1	3	2	0.0	0	0	0	0	47	76%
Dec 6	NE	L	1/1	7	4	0.0	0	0	0	0	48	72%
Dec 13	Atl	W	1/1	3	3	0.0	0	0	0	0	36	63%
Dec 17	at LV	W	1/1	6	2	0.0	0	0	0	0	53	70%
Dec 27	Den	W	1/1	7	2	0.0	0	0	0	0	48	62%
Jan 3	at KC	W	1/1	3	1	0.0	0	0	0	0	33	62%
Totals			16/16	62	33	0.0	0	0	0	0	726	70%



2011 SEASON - GIANTS

- ▶ A member of the New York Giants **Super Bowl XLVI**-winning defense ... Totaled 49 tackles, 4 TFLs, 4 PDs and 2.0 sacks ... Started all four post-season games, finishing with 10 tackles and 1 PD

2010 SEASON - GIANTS

- ▶ Appeared in six games as a rookie, producing 8 total tackles

COLLEGE HIGHLIGHTS

- ▶ Played collegiately at East Carolina, where he finished with 143 tackles, 6.5 sacks, 2 PDs, 2 FRs and 1 FF in 41 career games (27 starts)
- ▶ Earned first-team All-Conference USA in 2009

PERSONAL

- ▶ Attended Sante Fe (FL) High School where he was a two-time all-state selection in Class AAA ... Also competed in track and weightlifting
- ▶ Born in the U.S. Virgin Islands, he moved to the U.S. with his family at the age of 10

TRANSACTIONS

- ▶ **2010** - Drafted by NYG in 2nd round (46th overall) ... **3/12/14** - Signed by NYG to a 5-year contract ... **8/5/17** - Signed by MIN to a 4-year contract ... **3/13/20** - Waived by MIN ... **3/18/20** - Signed by LAC to a 2-year contract ... **11/22/21** - Placed on Reserve/COVID-19 ... **12/10/21** - Activated from Reserve/COVID-19 ... **11/16/22** - Signed by PHI to a 1-year contract

2019 GAME-BY-GAME STATISTICS (MIN)												
Date	Opp		GP/S	Tot	Solo	Sk	Int	PD	FF	FR	Snaps	Pct
Sep 8	Atl	W	1/1	4	3	1.0	0	0	0	0	38	51%
Sep 15	at GB	L	1/1	6	4	1.0	0	0	0	0	54	76%
Sep 22	Oak	W	1/1	2	2	0.0	0	0	0	0	36	61%
Sep 29	at Chi	L	1/1	2	2	0.0	0	0	0	0	54	77%
Oct 6	at NYG	W	1/1	1	0	0.0	0	0	0	0	43	63%
Oct 13	Phi	W	1/1	6	1	0.0	0	0	0	0	38	59%
Oct 20	at Det	W	1/1	3	2	0.0	0	0	0	0	53	71%
Oct 24	Was	W	1/1	3	2	1.0	0	0	1	0	30	70%
Nov 3	at KC	L	1/1	4	3	0.0	0	0	0	0	44	75%
Nov 10	at Dal	W	0/0	INACTIVE								
Nov 17	Den	W	0/0	INACTIVE								
Dec 2	at Sea	L	1/1	5	1	0.0	0	0	0	0	53	71%
Dec 8	Det	W	1/1	4	3	0.0	0	0	0	0	37	52%
Dec 15	at LAC	W	1/1	1	1	0.0	0	0	0	0	27	44%
Dec 23	GB	L	1/1	3	2	0.0	0	0	0	0	45	58%
Dec 29	Chi	L	0/0	DID NOT PLAY								
Totals			13/13	44	26	3.0	0	0	1	0	552	51%
PLAYOFFS												
Jan 5	at NO	W	1/1			0.0	0	0	0	0	37	66%
Jan 11	at SF	L	1/1			0.0	0	0	0	0	55	77%
Totals			2/2	10	5	0.0	0	0	0	0	92	72%

2018 GAME-BY-GAME STATISTICS (MIN)												
Date	Opp		GP/S	Tot	Solo	Sk	Int	PD	FF	FR	Snaps	Pct
Sep 9	SF	W	1/1	4	4	0.0	0	0	1	0	49	74%
Sep 16	at GB	T	1/1	4	4	0.0	0	0	0	0	65	84%
Sep 23	Buf	L	1/1	5	2	0.0	0	0	0	0	54	81%
Sep 27	at LAR	L	1/1	3	0	0.0	0	0	0	0	49	89%
Oct 7	at Phi	W	1/1	5	4	1.0	0	0	0	1	31	53%
Oct 14	Ari	W	1/1	3	2	0.0	0	0	0	0	41	71%
Oct 21	at NYJ	W	0/0	INACTIVE								
Oct 28	NO	L	1/1	6	4	0.0	0	0	0	0	40	75%
Nov 4	Det	W	1/1	1	0	0.0	0	0	0	0	44	63%
Nov 18	at Chi	L	1/1	2	1	0.0	0	0	0	0	52	70%
Nov 25	GB	W	1/1	1	1	0.0	0	0	0	0	34	64%
Dec 2	at NE	L	1/1	7	5	0.0	0	0	0	0	52	70%
Dec 10	at Sea	L	1/1	10	4	0.0	0	0	0	0	51	77%
Dec 16	Mia	W	1/1	1	0	0.0	0	0	0	0	30	57%
Dec 23	at Det	W	1/1	2	2	0.0	0	0	0	0	30	40%
Dec 30	Chi	L	1/1	4	3	0.0	0	0	0	0	47	69%
Totals			15/15	58	36	1.0	0	0	1	1	669	64%



2017 GAME-BY-GAME STATISTICS (MIN)												
Date	Opp		GP/S	Tot	Solo	Sk	Int	PD	FF	FR	Snaps	Pct
Sep 11	NO	W	1/1	4	3	0.0	0	0	0	0	35	56%
Sep 17	at Pit	L	1/1	4	4	0.0	0	0	0	0	48	65%
Sep 24	TB	W	1/1	2	0	0.0	0	0	0	0	29	55%
Oct 1	Det	L	1/1	9	6	1.0	0	0	0	0	43	61%
Oct 9	at Chi	W	1/1	6	6	0.0	0	0	0	1	42	69%
Oct 15	GB	W	1/1	4	1	0.5	0	0	0	0	39	59%
Oct 22	Bal	W	1/1	4	2	0.0	0	0	0	0	41	63%
Oct 29	at Cle	W	1/1	2	2	1.0	0	0	0	0	36	61%
Nov 12	at Was	W	1/1	4	3	0.0	0	0	0	0	58	77%
Nov 19	LAR	W	1/1	4	2	0.0	0	0	0	0	41	69%
Nov 23	at Det	W	1/1	3	2	0.0	0	0	0	0	39	66%
Dec 3	at Atl	W	1/1	1	1	0.0	0	0	0	0	40	75%
Dec 10	at Car	L	1/1	10	3	1.0	0	0	0	0	51	80%
Dec 17	Cin	W	1/1	4	2	0.0	0	0	0	0	30	58%
Dec 23	at GB	W	1/1	3	2	0.0	0	0	0	0	46	69%
Dec 31	Chi	W	1/1	4	1	0.0	0	0	0	0	45	80%
Totals			16/16	68	40	3.5	0	0	0	1	663	67%
PLAYOFFS												
Jan 14	NO	W	1/1	4	3	0.0	0	0	0	0	48	71%
Jan 21	at Phi	L	1/1	5	3	0.0	0	0	0	0	48	74%
Totals			2/2	9	6	0.0	0	0	0	0	96	72%

2015 GAME-BY-GAME STATISTICS (MIN)												
Date	Opp		GP/S	Tot	Solo	Sk	Int	PD	FF	FR	Snaps	Pct
Sep 14	at SF	L	1/1	3	2	0.0	0	0	0	0	48	69%
Sep 20	Det	W	1/1	4	3	0.0	0	0	0	0	35	45%
Sep 27	SD	W	1/1	2	2	0.0	0	0	0	0	41	56%
Oct 4	at Den	L	1/1	3	3	0.0	0	1	0	0	36	63%
Oct 18	KC	W	1/1	4	2	0.0	0	0	0	0	42	68%
Oct 25	at Det	W	1/1	6	5	0.0	0	0	0	0	44	81%
Nov 1	at Chi	W	1/1	3	2	0.0	0	0	0	0	47	77%
Nov 8	StL	W	1/1	10	7	0.5	0	0	0	0	54	73%
Nov 15	at Oak	W	1/1	7	4	0.0	0	0	1	0	46	72%
Nov 22	GB	L	1/1	9	9	0.0	0	0	0	0	65	84%
Nov 29	at Atl	W	1/1	3	2	0.0	0	0	0	0	39	61%
Dec 6	Sea	L	0/0	INACTIVE								
Dec 10	at Ari	L	0/0	INACTIVE								
Dec 20	Chi	W	0/0	INACTIVE								
Dec 27	NYG	W	1/1	2	1	0.0	0	0	0	0	32	52%
Jan 3	at GB	W	0/0	INACTIVE								
Totals			12/12	56	42	0.5	0	1	1	0	529	49%
PLAYOFFS												
Jan 10	Sea	L	1/1	3	2	0.0	0	0	0	0	42	72%
Totals			1/1	3	2	0.0	0	0	0	0	42	72%

2016 GAME-BY-GAME STATISTICS (MIN)												
Date	Opp		GP/S	Tot	Solo	Sk	Int	PD	FF	FR	Snaps	Pct
Sep 11	at Ten	W	1/1	5	3	1.0	0	0	1	0	40	60%
Sep 18	GB	W	1/1	6	5	1.0	0	0	0	0	47	66%
Sep 25	at Car	W	1/1	7	2	1.0	0	0	0	0	42	55%
Oct 3	NYG	W	1/1	3	2	0.0	0	0	0	0	38	58%
Oct 9	Hou	W	1/1	4	0	0.0	0	0	0	0	37	58%
Oct 23	at Phi	L	1/1	1	1	0.0	0	0	0	0	50	86%
Oct 31	at Chi	L	1/1	6	5	0.0	0	0	0	0	47	77%
Nov 6	Det	L	1/1	3	2	0.0	0	0	0	0	51	77%
Nov 13	at Was	L	1/1	6	3	0.0	0	0	1	0	47	75%
Nov 20	Ari	W	1/1	7	4	0.0	0	0	0	0	47	64%
Nov 24	at Det	L	1/1	2	1	0.0	0	0	0	0	33	54%
Dec 1	Dal	L	1/1	3	1	0.0	0	0	0	0	40	77%
Dec 11	at Jax	W	1/1	2	1	0.0	0	0	0	0	37	56%
Dec 18	Ind	L	1/1	13	7	0.0	0	0	0	0	57	81%
Dec 24	at GB	L	1/1	2	0	0.0	0	0	0	0	51	86%
Jan 1	Chi	W	1/1	7	0	1.0	0	0	1	0	55	92%
Totals			16/16	77	37	4.0	0	0	3	0	719	70%

2014 GAME-BY-GAME STATISTICS (MIN)												
Date	Opp		GP/S	Tot	Solo	Sk	Int	PD	FF	FR	Snaps	Pct
Sep 7	at StL	W	1/1	4	4	1.0	0	0	0	0	37	55%
Sep 14	NE	L	1/1	2	0	0.0	0	0	0	0	53	82%
Sep 21	at NO	L	1/1	4	3	0.0	0	0	0	0	52	73%
Sep 28	Atl	W	1/1	4	2	0.0	0	0	0	0	46	69%
Oct 2	at GB	L	1/1	3	0	0.0	0	0	0	0	35	65%
Oct 12	Det	L	1/1	3	2	0.5	0	0	0	0	46	66%
Oct 19	at Buf	L	1/1	1	1	1.0	0	0	0	0	47	67%
Oct 26	at TB	W	1/1	3	2	0.0	0	0	0	0	39	65%
Nov 2	Was	W	1/1	1	1	0.0	0	0	0	0	42	63%
Nov 16	at Chi	L	1/1	3	3	0.0	0	0	0	0	41	53%
Nov 23	GB	L	1/1	4	2	0.0	0	0	0	0	52	80%
Nov 30	Car	W	1/1	4	3	0.0	0	1	0	0	59	80%
Dec 7	NYJ	W	1/1	2	1	0.0	0	0	0	0	61	78%
Dec 14	at Det	L	1/1	4	1	0.0	0	0	0	0	40	78%
Dec 21	at Mia	L	1/1	4	3	0.0	0	0	0	0	53	62%
Dec 28	Chi	W	1/1	1	0	0.5	0	0	0	0	26	43%
Totals			16/16	47	28	3.0	0	1	0	0	729	67%



2013 GAME-BY-GAME STATISTICS (NYG)												
Date	Opp		GP/S	Tot	Solo	Sk	Int	PD	FF	FR	Snaps	Pct
Sep 8	at Dal	L	1/1	4	2	0.5	0	0	1	0	38	49%
Sep 15	Den	L	1/1	4	1	0.0	0	0	0	0	44	59%
Sep 22	at Car	L	1/1	8	5	0.0	0	0	0	0	45	59%
Sep 29	at KC	L	1/1	3	3	0.0	0	0	0	0	35	47%
Oct 6	Phi	L	0/0	INACTIVE								
Oct 10	at Chi	L	1/1	2	1	0.0	0	0	0	0	34	50%
Oct 21	Min	W	1/1	1	0	0.0	0	0	0	0	25	35%
Oct 27	at Phi	W	1/1	4	4	1.0	0	0	0	0	28	46%
Nov 10	Oak	W	1/1	6	5	0.0	0	0	0	0	38	67%
Nov 17	GB	W	1/1	2	0	0.0	0	0	0	0	23	43%
Nov 24	Dal	L	1/1	3	2	0.5	0	0	0	0	42	65%
Dec 1	at Was	W	1/1	4	2	0.0	0	0	0	0	38	55%
Dec 8	at SD	L	1/1	5	4	0.0	0	0	0	0	56	78%
Dec 15	Sea	L	1/1	5	1	1.0	0	0	0	0	39	57%
Dec 22	at Det	W	1/1	4	2	0.0	0	0	0	0	54	64%
Dec 29	Was	W	1/1	4	2	0.0	0	0	0	1	39	52%
Totals			15/15	59	34	3.0	0	0	1	1	578	51%

2012 GAME-BY-GAME STATISTICS (NYG)												
Date	Opp		GP/S	Tot	Solo	Sk	Int	PD	FF	FR	Snaps	Pct
Sep 5	Dal	L	1/1	2	2	1.0	0	0	0	0	49	80%
Sep 16	TB	W	1/1	4	2	0.0	0	0	0	0	36	69%
Sep 20	at Car	W	1/1	2	2	0.0	0	0	0	0	36	62%
Sep 30	at Phi	L	1/1	1	0	0.0	0	0	0	0	55	80%
Oct 7	Cle	W	1/1	3	2	0.0	0	0	0	0	36	62%
Oct 14	at SF	W	1/1	4	3	1.0	0	0	0	0	34	56%
Oct 21	Was	W	1/1	3	1	0.0	0	0	1	1	51	73%
Oct 28	at Dal	W	1/1	3	2	2.0	0	0	0	0	53	62%
Nov 4	Pit	L	1/1	7	5	0.0	0	0	0	0	50	71%
Nov 11	at Cin	L	1/1	2	1	0.0	0	0	0	0	40	68%
Nov 25	GB	W	1/1	4	2	0.0	0	0	0	0	30	49%
Dec 3	at Was	L	1/1	7	2	0.0	0	0	0	0	31	57%
Dec 9	NO	W	1/1	3	2	0.0	0	0	0	1	39	54%
Dec 16	at Atl	L	1/1	3	2	0.0	0	0	0	0	49	72%
Dec 23	at Bal	L	1/1	6	4	0.0	0	0	0	0	62	73%
Dec 30	Phi	W	1/1	5	1	0.0	0	0	0	0	41	62%
Totals			16/16	59	33	4.0	0	0	1	2	692	66%

2011 GAME-BY-GAME STATISTICS (NYG)												
Date	Opp		GP/S	Tot	Solo	Sk	Int	PD	FF	FR	Snaps	Pct
Sep 11	at Was	L	1/1	3	1	0.0	0	1	0	0	N/A	N/A
Sep 19	StL	W	1/1	0	0	0.0	0	0	0	0	N/A	N/A
Sep 25	at Phi	W	1/1	3	2	0.0	0	0	0	0	N/A	N/A
Oct 2	at Ari	W	1/1	1	1	0.0	0	2	0	0	N/A	N/A
Oct 9	Sea	L	1/1	3	2	0.0	0	0	0	0	N/A	N/A
Oct 16	Buf	W	1/0	3	0	0.0	0	0	0	0	N/A	N/A
Oct 30	Mia	W	1/1	3	2	1.0	0	0	0	0	N/A	N/A
Nov 6	at NE	W	1/1	3	3	0.0	0	0	0	0	N/A	N/A
Nov 13	at SF	L	1/1	2	2	1.0	0	0	0	0	N/A	N/A
Nov 20	Phi	L	1/1	3	3	0.0	0	0	0	0	N/A	N/A
Nov 28	at NO	L	1/1	5	3	0.0	0	0	0	0	N/A	N/A
Dec 4	GB	L	1/1	9	9	0.0	0	0	0	0	N/A	N/A
Dec 11	at Dal	W	1/1	4	1	0.0	0	0	0	0	N/A	N/A
Dec 18	Was	L	1/1	2	1	0.0	0	0	0	0	N/A	N/A
Dec 24	at NYJ	W	1/1	4	3	0.0	0	1	0	0	N/A	N/A
Jan 1	Dal	W	1/1	1	1	0.0	0	0	0	0	N/A	N/A
Totals			16/15	49	34	2.0	0	4	0	0	N/A	N/A
PLAYOFFS												
Jan 8	Atl	W	1/1	3	1	0.0	0	0	0	0	N/A	N/A
Jan 15	at GB	W	1/1	3	2	0.0	0	0	0	0	N/A	N/A
Jan 22	at SF	W	1/1	2	1	0.0	0	1	0	0	N/A	N/A
Feb 5	at NE	W	1/1	2	1	0.0	0	0	0	0	N/A	N/A
Totals			4/4	10	5	0.0	0	1	0	0	N/A	N/A

2010 GAME-BY-GAME STATISTICS (NYG)												
Date	Opp		GP/S	Tot	Solo	Sk	Int	PD	FF	FR	Snaps	Pct
Sep 12	Car	W	0/0	INACTIVE								
Sep 19	at Ind	L	0/0	INACTIVE								
Sep 26	Ten	L	0/0	INACTIVE								
Oct 3	Chi	W	1/0	1	1	0.0	0	0	0	0	N/A	N/A
Oct 10	at Hou	W	1/0	1	0	0.0	0	0	0	0	N/A	N/A
Oct 17	Det	W	1/0	0	0	0.0	0	0	0	0	N/A	N/A
Oct 25	at Dal	W	0/0	INACTIVE								
Nov 7	at Sea	W	0/0	INACTIVE								
Nov 14	Dal	L	0/0	INACTIVE								
Nov 21	at Phi	L	0/0	INACTIVE								
Nov 28	Jax	W	1/0	0	0	0.0	0	0	0	0	N/A	N/A
Dec 5	Was	W	0/0	INACTIVE								
Dec 13	at Min	W	0/0	INACTIVE								
Dec 19	Phi	L	0/0	INACTIVE								
Dec 26	at GB	L	1/0	5	5	0.0	0	0	0	0	N/A	N/A
Jan 2	at Was	W	1/0	1	0	0.0	0	0	0	0	N/A	N/A
Totals			6/0	8	6	0.0	0	0	0	0	N/A	N/A



CAM JURGENS

CENTER/GUARD | 51

Height: 6-3 **Weight:** 303 **DOB:** Aug. 21, 1999 (Age 23)

NFL Experience: Rookie (1st with Eagles) **Draft:** D2-22 (51st overall) by PHI

College: Nebraska **Hometown (HS):** Beatrice, NE (Beatrice)



CAREER STATISTICS

Year	Team	GP/S	STARTS			OFF SNAPS	
			LG	C	RG	No	Pct
2022	Philadelphia	15/0	0	0	0	34	3%
Totals		15/0	0	0	0	---	---

Bucket list: Play golf at Augusta National and Sandhills ... **Dream job outside of playing football:** "Probably a NASCAR driver, especially when I was a real little kid." ... **Favorite athletes growing up:** "Lavonte David and Ndamukong Suh. I was a big Huskers football fan, so those were guys I looked up to." ... **Favorite movies:** "I've got a lot. I'd put *Warrior* up there. *The Departed* and *Titanic*, both are fire." ... **Favorite TV show:** *Yellowstone* ... **Favorite music:** Jon Pardi, Whiskey Myers, and Zach Bryan ... **Favorite food:** Buffalo wings with ranch



BIRDSEED

- ▶ Created his own beef jerky business with the assistance of family and friends ... A product of NIL, "Beef Jurgy's Beef Jerky," which is based on his nickname, is a proud distributor of Midwest beef jerky and has a website — beefjurgy.com — that sells homemade food and apparel ... Gave out samples to coaches during his pre-draft interviews
- ▶ Waited for his name to be called during the NFL Draft in the middle of a tornado warning ... 10 minutes before the Eagles contacted him, his phone began vibrating and loud, thunderous booms with a downpour of hail could be heard outside ... As the WiFi kept going in and out of service, his family went downstairs, except for his grandmother, who replied to their pleas, "It's been a great night. I'm not moving." ... When the storm subsided, they rejoined her upstairs to celebrate
- ▶ Grew up on a cattle ranch in Nebraska ... Days after being selected by the Eagles, a video of him practicing his pass-blocking skills against a steer went viral on social media ... Considers a steer's change-of-direction ability greater than any defensive player he faces

2022 SEASON - EAGLES



COLLEGE HIGHLIGHTS

- ▶ Started 31 of 32 career games at Nebraska (2018-21) ... Earned All-Big Ten accolades from the league's coaches and media after his junior season in 2021 ... Became the first Huskers freshman (true or redshirt) to start a game at center since 1972 ... Originally recruited as a TE and appeared in one game at the position ... Gained 45 pounds over the 2019 offseason after being approached about the change

PERSONAL

- ▶ Prepped at Beatrice (NE) High School, where he was a QB, FB, WR, TE and LB at different times, in addition to kicking and punting duties ... Regarded as the consensus top prospect in the state of Nebraska in the 2018 recruiting class ... Named to the *Omaha World-Herald* All-Nebraska and *Lincoln Journal Star* Super-State First Teams following his junior and senior seasons ... Led his team to an 8-1 mark in 2017 after rushing for 318 yards and 8 TDs and catching 17 passes for 277 yards as a hybrid TE, while adding 57 tackles and 1 INT as a LB
- ▶ Also participated in basketball and track and field, which helped him earn the 2017 *Lincoln Journal Star* Boys Athlete of the Year award in the state of Nebraska ... Averaged 12.5 points per game and 3.5 rebounds per game as a junior, collecting honorable mention Class B all-state recognition ... A four-time Class B state champion in the discus and three-time champion in the shot put, winning the all-class gold medal in both events in each of his final three seasons ... His two titles as a senior also helped Beatrice to the Class B team championship
- ▶ Contributed to Nebraska's track and field team for two seasons ... His mother, Beth, was a 12-time All-American at Kearny State (NE) in the shot put, discus, hammer and weight throw events

TRANSACTIONS

- ▶ **2022** - Drafted by PHI in 2nd round (51st overall)



JASON KELCE

CENTER | 62

Height: 6-3 **Weight:** 295 **DOB:** Nov. 5, 1987 (Age 35)

NFL Experience: 12th Year (12th with Eagles) **Draft:** D6a-11 (191st overall) by PHI

College: Cincinnati **Hometown (HS):** Cleveland, OH (Cleveland Heights)



SUPER BOWL CHAMPION: 2017 (LII) **ALL-PRO:** 2017, 2018, 2019, 2021 **PRO BOWL:** 2015, 2017, 2020, 2021, 2022, 2023

CAREER STATISTICS

			STARTS	OFF SNAPS	
Year	Team	GP/S	C	No	Pct
2011	Philadelphia	16/16	16	N/A	N/A
2012	Philadelphia	2/2	2	136	12%
2013	Philadelphia	16/16	16	1,095	99%
2014	Philadelphia	12/12	12	828	70%
2015	Philadelphia	16/16	16	1,156	100%
2016	Philadelphia	16/16	16	1,133	100%
2017	Philadelphia	16/16	16	1,079	95%
2018	Philadelphia	16/16	16	1,037	95%
2019	Philadelphia	16/16	16	1,183	100%
2020	Philadelphia	16/16	16	1,124	99%
2021	Philadelphia	17/17	17	993	89%
2022	Philadelphia	15/15	15	1,023	97%
Totals		174/174	174	---	---
PLAYOFFS					
2013	Philadelphia	1/1	1	58	100%
2017	Philadelphia	3/3	3	207	100%
2018	Philadelphia	2/2	2	119	100%
2019	Philadelphia	1/1	1	69	100%
2021	Philadelphia	1/1	1	66	100%
Totals		8/8	8	---	---

If he could play another sport, what position/team: Center for the Philadelphia Flyers ... **First job:** Worked a youth hockey camp when he was 14 years old ... **First football team:** Played LB and FB for the Roxboro Rockets in 7th grade ... **Three items needed on deserted island:** Duct tape, lighter, fishing pole ... **Three favorite throwback jerseys:** Chuck Bednarik, Philadelphia Eagles; Jim Brown, Cleveland Browns; Wayne Gretzky, Edmonton Oilers ... **Pregame ritual:** Listens to Christmas music and combs his beard ... **Favorite movies:** *The Big Lebowski* and *The Last Gladiators* ... **Favorite teams/athletes as a kid:** All Cleveland teams, Michael Jordan, Wayne Gretzky and Jerome Bettis



CAREER HIGHLIGHTS

- ▶ Is a six-time **Pro Bowl** honoree (2015, '17, '20, '21, '22, '23), four-time AP first-team **All-Pro** (2017, '18, '19, '21) and **Super Bowl LII** champion
- ▶ Is the fourth center since the 1970 NFL merger to be named first-team All-Pro four times in their career, joining **Dermontti Dawson** (six), **Mike Webster** (five) and **Dwight Stephenson** ... Dawson, Webster and Stephenson are all members of the Pro Football Hall of Fame ... Among that group, only Kelce and Webster have won a Super Bowl
- ▶ Became the seventh player in franchise to earn at least four first-team All-Pro selections, joining **Chuck Bednarik** (six), **Reggie White** (six), **Pete Pihos** (five), **Steve Van Buren** (five), **Brian Dawkins** and **Al Wistert**
- ▶ Has received the 2nd-most Pro Bowl nods ever by an Eagles OL (most by a center in team history), trailing only **Jason Peters** (seven)

BIRDSEED

- ▶ Founded the Be Philly Foundation in 2022, which aims to invest in the next generation of Philadelphians ... Part of the foundation's launch includes the proceeds of his "Underdog" clothing brand, which notably features the logo of the dog mask that became popular during the Eagles' **Super Bowl LII**-winning postseason run, along with numerous T-shirts sporting caricatures of his current teammates
- ▶ Started a podcast venture with his brother, Chiefs TE **Travis Kelce**, in 2022, entitled "New Heights with Jason & Travis Kelce"
- ▶ Has provided significant time and resources to benefit the Eagles Autism Foundation over the years ... His wife, Kylie, works in a classroom for children with special needs and she grew up with a neighbor and close friend who was diagnosed with autism ... He is an ambassador to multiple events tied to the Eagles Autism Foundation, including the Eagles Autism Challenge and Huddle Up for Autism events ... Hosted his second "Team 62" celebrity bartending fundraiser at Ocean Drive in Sea Isle City, NJ, in June 2022, generating more than \$100,000 for the Eagles Autism Foundation ... He and his wife then donated another \$50,000, bringing the total to an outstanding \$150,000 for the day
- ▶ Sang the National Anthem before the Philadelphia 76ers' game against the Denver Nuggets at the Wells Fargo Center on March 14, 2022 ... In 2021, he agreed to do so if he helped former teammate **Connor Barwin**'s Make The World Better Foundation raise more than \$100,000 by the end of the year (the organization raised over \$114,000)
- ▶ Guest-hosted a three-hour shift on the WIP Morning Show on SportsRadio 94WIP during the 2022 offseason ... One day later, surrounded by speculation that he would retire, announced on social media with a video of him pouring a beer from a keg that he was, in fact, retiring – but from sports talk radio, not football ... The keg was sent to him earlier by **Nick Sirianni** in a plea for him to keep playing
- ▶ Nominated by the Eagles as their 2021 Walter Payton Man of the Year candidate ... The award is considered the NFL's most prestigious honor and recognizes players who have exhibited excellence on the field as well as a passion to impact the lives of others in their community

- ▶ Dressed in Mummers regalia on the steps of the Philadelphia Museum of Art, closed the Super Bowl LII Parade of Champions with an iconic speech that solidified his unique place in Philadelphia folklore ... Inspired by the “underdog” theme associated with their postseason run, delivered an ode to his teammates and the city’s resilient spirit
- ▶ Comes from a football lineage ... His younger brother, **Travis Kelce**, is an All-Pro TE who was drafted by the Kansas City Chiefs in 2013 ... His uncle, Don Blalock Jr., played DT for Purdue (1976-77) and his grandfather, Don Blalock, was a member of Ohio’s football team

NOTES TO KNOW

- ▶ Has started 137 consecutive games, which is the 2nd-longest active streak in the NFL, behind **Jake Matthews** (144) ... It is the 2nd-longest streak in Eagles history, trailing only **Jon Runyan** (144, 2000-08).
- ▶ Owns the 6th-most regular-season games played (174) in Eagles history, which is the most games played by an offensive lineman in franchise history

2022 SEASON - EAGLES

- ▶ Anchored an OL that totaled 363 rushing yards in the 40-33 win vs. GB (11/27/22) ... It marked the team’s highest single-game total since posting a franchise record 376 rushing yards on 11/21/48 vs. Was.

2021 SEASON - EAGLES

- ▶ Recorded the 3rd-highest *PFF* offensive grade (84.4) among NFL centers, behind **Creed Humphrey** (91.4) and **Corey Linsley** (85.7) (min. 800 snaps) ... Also ranked 2nd among centers with an 89.4 run-blocking grade, trailing only Humphrey (92.5) (min. 300 run-blocking snaps)
- ▶ Led all NFL centers with a 0.2% knockdown percentage, allowing just 1 sack in 557 opportunities (min. 500 pass-blocking snaps)
- ▶ Blocked for an OL that helped the team lead the NFL in rushing offense (159.7 avg.), rushing TDs (25) and explosive plays (163) ... The Eagles established single-season franchise records in rushing yards (2,715), rushing TDs (tied) and third-down percentage (45.7%)

2020 SEASON - EAGLES

- ▶ Registered the 2nd-best *PFF* run-blocking grade (79.0) among NFL centers, behind **Frank Ragnow** (80.9) (min. 300 run-blocking snaps)

2019 SEASON - EAGLES

- ▶ Posted the No. 1 *PFF* offensive grade (81.0) among NFL centers (min. 800 snaps) ... Also ranked 1st among the league’s centers in run-blocking grade (82.4) (min. 300 run-blocking snaps)

2018 SEASON - EAGLES

- ▶ Finished with the best *PFF* offensive grade (88.8) among NFL centers (min. 800 snaps) ... Paced his league-wide position group with an 88.2 run-blocking grade as well (min. 300 run-blocking snaps)
- ▶ Allowed only 1 sack, 3 QB hits and 8 hurries in 657 opportunities, resulting in the 2nd-lowest pressure percentage (1.8%) among centers, behind **Rodney Hudson** (0.9%) (min. 500 pass-blocking snaps)

2017 SEASON - EAGLES

- ▶ Recorded the top *PFF* offensive grade (94.4) among NFL centers (min. 800 snaps), which is the highest mark of his career ... Produced a position-leading 95.5 run-blocking grade (min. 300 run-blocking snaps)
- ▶ Blocked for one of the most dominant OLs in the league during Philadelphia’s **Super Bowl LII**-winning season ... Helped the Eagles lead the NFL in red zone offense (65.5%) and rank 3rd in both rushing offense (132.2 ypg) and offensive points per game (26.3)

2016 SEASON - EAGLES

- ▶ Appeared in 1,133 offensive snaps and allowed only 1 sack



2015 SEASON - EAGLES

- ▶ Logged the 6th-highest *PFF* offensive grade (74.1) among NFL centers (min. 800 snaps) ... Saw action in 1,156 offensive snaps

2014 SEASON - EAGLES

- ▶ Ranked 3rd among NFL centers with a 78.0 *PFF* offensive grade, behind **Travis Frederick** (86.6) and **Nick Mangold** (84.6) (min. 800 snaps)
- ▶ Helped an offense that ranked 3rd in scoring (29.6 ppg), 5th in total yards (396.8 ypg), 6th in passing (272.3 ypg) and 9th in rushing (124.5 ypg), while setting team records in points (474) and TDs (54)

2013 SEASON - EAGLES

- ▶ Owned the 2nd-highest *PFF* offensive grade (88.7) among NFL centers, trailing only **Chris Myers** (90.8) (min. 800 snaps) ... Also ranked 3rd in run-blocking grade (89.3) (min. 300 run-blocking snaps)
- ▶ Paved the way for the NFL’s leading rusher – **LeSean McCoy** (1,607 yards) ... A member of the league’s No. 2 offense (417.3 ypg), which also ranked 1st in rushing (160.4 ypg) and 4th in scoring (27.6 ppg)

2012 SEASON - EAGLES

- ▶ Played in 136 offensive snaps over two appearances

2011 SEASON - EAGLES

- ▶ Became the first Eagles rookie OL to start all 16 contests since **Doug Brzezinski** in 1999 (first Eagles rookie center to do so)

COLLEGE HIGHLIGHTS

- ▶ Played in 47 career games at Cincinnati and started each of his final 38 contests at LG (26) and C (12) ... Started all 12 games at C during his senior season in 2010, earning All-America honorable mention and first-team All-Big East accolades ... Named second-team All-Big East following the 2008-09 seasons
- ▶ Added more than 40 pounds to his frame in 2007 and transitioned to OL ... Originally joined as a walk-on in 2006, when he received Scout Team Defensive Player of the Year honors as a 240-pound LB

PERSONAL

- ▶ Is the son of Donna and Ed Kelce ... Donna works in banking and Ed is a sales representative in the steel business ... He and his wife, Kylie, have two daughters, Wyatt Elizabeth and Elliotte Ray

TRANSACTIONS

- ▶ **2011** - Drafted by PHI in 6th round (191st overall) ... **9/8/12** - Placed on Reserve/Injured ... **2/27/14** - Signed by PHI to 7-year contract extension ... **3/2/19** - Agreed to terms with PHI on 1-year contract extension ... **1/3/22** - Placed on Reserve/COVID-19 ... **1/7/22** - Activated from Reserve/COVID-19



BRETT KERN (PS)
PUNTER | 13



Height: 6-2 Weight: 214 DOB: Feb. 17, 1986 (Age 36)
NFL Experience: 15th Year (1st with Eagles) Draft: UDFA-08 by DEN Acquired: FA-22
College: Toledo Hometown (HS): Grand Island, New York (Grand Island)

ALL-PRO: 2019 PRO BOWL: 2017, '18, '19 ALL-ROOKIE: 2008

CAREER STATISTICS														
Year	Team	GP	No	Yds	Avg	Lg	TB	In20	Opp Ret	Opp Yds	Net Yds	Net Avg	Blk	ST
2008	Denver	16	46	2,150	46.7	64	4	13	28	330	1,740	37.8	0	0
2009	Denver	6	27	1,245	46.1	64	6	9	13	194	931	34.5	0	0
	Tennessee	10	37	1,665	45.0	67	4	18	14	55	1,530	41.4	0	0
	Total	16	64	2,910	45.5	67	10	27	27	249	2,461	38.5	0	0
2010	Tennessee	16	77	3,302	42.9	68	4	24	35	214	3,008	39.1	0	0
2011	Tennessee	16	86	3,747	43.6	64	7	31	36	221	3,386	39.4	0	0
2012	Tennessee	16	81	3,855	47.6	71	5	30	39	405	3,350	40.4	2	1
2013	Tennessee	16	78	3,386	43.4	63	2	32	35	210	3,136	39.7	1	0
2014	Tennessee	16	88	4,118	46.8	79	7	28	43	350	3,628	40.8	1	0
2015	Tennessee	16	88	4,175	47.4	61	1	34	47	605	3,550	40.3	0	0
2016	Tennessee	16	77	3,402	44.2	71	4	32	36	347	2,975	38.6	0	0
2017	Tennessee	16	75	3,728	49.7	74	5	28	40	286	3,342	44.6	0	0
2018	Tennessee	16	74	3,483	47.1	62	3	39	33	296	3,127	41.7	1	1
2019	Tennessee	16	78	3,672	47.1	70	2	37	30	269	3,363	43.1	0	0
2020	Tennessee	13	37	1,695	45.8	66	3	22	13	100	1,535	41.5	0	0
2021	Tennessee	14	47	2,105	44.8	59	1	18	18	185	1,900	40.4	0	0
2022	Philadelphia	2	2	90	45.0	50	0	0	2	24	66	33.0	0	0
Totals		221	998	45,818	45.9	79	58	395	462	4,091	40,567	40.4	5	2
PLAYOFFS														
2017	Tennessee	2	10	447	44.7	62	0	4	5	35	412	41.2	0	0
2019	Tennessee	3	15	729	48.6	63	4	6	3	30	619	41.3	0	0
2020	Tennessee	1	5	228	45.6	53	0	4	0	0	228	45.6	0	0
2021	Tennessee	1	4	166	41.5	50	0	3	0	0	166	41.5	0	0
Totals		7	34	1,570	46.2	63	4	17	8	65	1,425	41.9	0	0
ADDITIONAL STATISTICS														
Kickoffs: 8 - 2008 (1), 2013 (3), 2014 (1), 2016 (1), 2018 (1), 2020 (1) Rushing: 5-21 - 2010 (1-0), 2011 (1-21), 2013 (2-0), 2019 (1-0) Passing: 1-11 - 2019 (1-11)														
Fumbles/Lost: 2/0 - 2013 (2/0) Fumble Recoveries: 4 - 2011 (1), 2013 (2), 2020 (1) Postseason Passing: 1-28 - 2019 (1-28)														

CAREER HIGHS		
Punts	10	2x, last: 10/8/17 at Mia.
Punt Yards	549	10/8/17 at Mia.
Punt Long	79	12/28/14 vs. Ind.
Inside 20	8	10/13/19 at Den.
Gross Average	60.5	10/25/20 vs. Pit.
Net Average	59.0	12/6/18 vs. Jax.



BIRDSEED

▶ Heavily devoted to the Christian faith, he was led to pursue his faith after moving to college, where he struggled adapting to his new life ... Praised by former Titans teammate for the impact he had on their faith ... Led the pregame prayer for the Titans, which was a moment many teammates looked forward to every week

▶ His father, Cal Kern was selected as the third overall pick in the North American Soccer League draft in 1972 ... Cal is also the owner of the Niagara Power, an amateur baseball team based in Niagara Falls, New York

CAREER HIGHLIGHTS

▶ A one-time All-Pro selection (2019) and three-time Pro Bowl honoree (2017, '18, '19) ... Named to the PFWA All-Rookie Team in 2008

2022 GAME-BY-GAME STATISTICS (PHI)										
Date	Opp	No	Yds	Avg	Net	Lg	TB	In20	Blk	
NOT ON NFL ROSTER										
NOT ON NFL ROSTER										
NOT ON NFL ROSTER										
NOT ON NFL ROSTER										
NOT ON NFL ROSTER										
NOT ON NFL ROSTER										
NOT ON NFL ROSTER										
NOT ON NFL ROSTER										
NOT ON NFL ROSTER										
NOT ON NFL ROSTER										
NOT ON NFL ROSTER										
NOT ON NFL ROSTER										
SIGNED BY PHI TO PRACTICE SQUAD (12/13/22)										
Dec 18	at Chi	W	2	90	45.0	33.0	50	0	0	0
Dec 24	at Dal	L	0	0	---	---	--	0	0	0
Jan 1	NO									
Jan 8	NYG									
Totals			2	90	45.0	33.0	50	0	0	0



- Owns numerous Titans franchise records, including punts (923), career gross average (45.9) and career net average (40.8)

2022 SEASON - EAGLES



2021 SEASON - TITANS

- Punted 47 times for a 44.8 gross average and a 40.4 net average ... Landed 18 punts inside the 20

2020 SEASON - TITANS

- Totalled 37 punts, landing 22 inside the 20 ... Finished with a gross average of 45.8 and a net average of 41.5
- Punted 4 times for 242 yards, setting a career-high 60.5 gross average vs. Pit. (10/25/20)

2021 GAME-BY-GAME STATISTICS (TEN)										
Date	Opp	No	Yds	Avg	Net	Lg	TB	In20	Blk	
Sep 12	Ari	L	3	151	50.3	42.3	59	0	0	0
Sep 19	at Sea	W	2	94	47.0	47.0	53	0	1	0
Sep 26	Ind	W	1	42	42.0	42.0	42	0	0	0
Oct 3	at NYJ	L	INACTIVE							
Oct 10	at Jax	W	INACTIVE							
Oct 18	Buf	W	RESERVE/COVID-19							
Oct 24	KC	W	2	94	47.0	47.0	49	0	2	0
Oct 31	at Ind	W	4	188	47.0	40.3	52	0	2	0
Nov 7	at LAR	W	5	217	43.4	42.0	57	0	3	0
Nov 14	NO	W	5	205	41.0	40.2	46	0	1	0
Nov 21	Hou	L	2	80	40.0	35.0	53	0	1	0
Nov 28	at NE	L	2	95	47.5	36.0	48	0	0	0
Dec 12	Jax	W	5	192	38.4	38.4	46	0	2	0
Dec 19	at Pit	L	3	143	47.7	34.7	54	0	0	0
Dec 23	SF	W	5	230	46.0	39.6	59	1	2	0
Jan 2	Mia	W	4	177	44.3	40.5	52	0	3	0
Jan 9	at Hou	W	4	197	49.3	43.3	53	0	1	0
Totals			47	2,105	44.8	40.4	59	1	18	0
PLAYOFFS										
Jan 22	Cin	L	4	166	41.5	41.5	50	0	3	0
Totals			4	166	41.5	41.5	50	0	3	0

2020 GAME-BY-GAME STATISTICS (TEN)										
Date	Opp	No	Yds	Avg	Net	Lg	TB	In20	Blk	
Sep 14	at Den	W	4	204	51.0	47.0	66	0	2	0
Sep 20	Jax	W	3	122	40.7	40.7	57	0	3	0
Sep 27	at Min	W	3	143	47.7	41.0	59	1	1	0
Oct 13	Buf	W	3	128	42.7	43.0	55	0	3	0
Oct 18	Hou	W	1	54	54.0	54.0	54	0	0	0
Oct 25	Pit	L	4	242	60.5	39.8	63	0	1	0
Nov 1	at Cin	L	2	72	36.0	26.0	36	1	1	0
Nov 8	Chi	W	RESERVE/INJURED							
Nov 12	Ind	L	RESERVE/INJURED							
Nov 22	at Bal	W	RESERVE/INJURED							
Nov 29	at Ind	W	4	160	40.0	40.0	48	0	4	0
Dec 6	Cle	L	3	138	46.0	45.7	54	0	0	0
Dec 13	at Jax	W	4	165	41.3	41.3	50	0	4	0
Dec 20	Det	W	1	47	47.0	48.0	47	0	1	0
Dec 27	at GB	L	4	174	43.5	38.5	60	1	1	0
Jan 3	at Hou	W	1	46	46.0	44.0	46	0	1	0
Totals			37	1,695	45.8	41.5	66	3	22	0
PLAYOFFS										
Jan 10	Bal	L	5	228	45.6	45.6	53	0	4	0
Totals			5	228	45.6	45.6	53	0	4	0

2019 GAME-BY-GAME STATISTICS (TEN)										
Date	Opp		No	Yds	Avg	Net	Lg	TB	In20	Blk
Sep 8	at Cle	W	6	277	46.2	43.2	70	0	3	0
Sep 15	Ind	L	6	288	48.0	41.0	61	0	2	0
Sep 19	at Jax	L	8	372	46.5	40.1	63	2	4	0
Sep 29	at Atl	W	5	225	45.0	44.6	53	0	5	0
Oct 6	Buf	L	6	300	50.0	49.7	56	0	1	0
Oct 13	at Den	L	9	424	47.1	41.8	61	0	8	0
Oct 20	LAC	W	2	84	42.0	42.0	50	0	2	0
Oct 27	TB	W	5	248	49.6	40.6	61	0	1	0
Nov 3	at Car	L	3	139	46.3	42.7	53	0	0	0
Nov 10	KC	W	4	204	51.0	49.8	65	0	2	0
Nov 24	Jax	W	3	132	44.0	45.7	49	0	1	0
Dec 1	at Ind	W	5	244	48.8	42.4	65	0	4	0
Dec 8	at Oak	W	2	102	51.0	45.0	55	0	0	0
Dec 15	Hou	L	3	145	48.3	48.3	52	0	1	0
Dec 22	NO	L	7	299	42.7	39.7	55	0	1	0
Dec 29	at Hou	W	4	189	47.3	41.0	58	0	2	0
Totals			78	3,672	47.1	43.1	70	2	37	0
PLAYOFFS										
Jan 4	at NE	W	6	275	45.8	42.0	58	0	4	0
Jan 11	at Bal	W	6	315	52.5	39.2	63	4	1	0
Jan 19	at KC	L	3	139	46.3	44.0	53	0	1	0
Totals			15	729	48.6	41.3	63	4	6	0

2019 SEASON - TITANS

- Selected to his third consecutive **Pro Bowl** and tabbed to his first **All-Pro** honor after leading the league in punts inside the 20 (37) ... Notched a 47.1 gross average and a 43.1 net average on 78 punts
- Placed a career-high 8 punts inside the 20 at Den. (10/13/19)

2018 SEASON - TITANS

- Earned second career **Pro Bowl** honor after ranking 2nd in the NFL in punts inside the 20 (39) and finishing 6th in gross average (47.1)
- Set a career-high 59.0 net average after registering 118 yards on 2 punts vs. Jax. (12/6/18)

2017 SEASON - TITANS

- Received his first career **Pro Bowl** honor following a season where he led the league with a 49.7 gross average on 75 punts

2016 SEASON - TITANS

- Punted 77 times, posting a 44.2 gross average and a 38.6 net average ... Landed 32 punts inside the 20

2015 SEASON - TITANS

- Ranked in the top five in the league in gross average (47.4) and punts inside the 20 (34) ... Finished the 2015 campaign with only 1 touchback on career-high-tying 88 punts

2014 SEASON - TITANS

- Posted a career-high-tying 88 total punts, with a gross average of 46.8 and a net average of 40.8 ... Registered 28 punts inside the 20
- Booted a career-long 79-yard punt vs. Ind. (12/28/14)

2013 SEASON - TITANS

- Punted 78 times for a 43.4 gross average and a 39.7 net average ... Had 32 punts inside the 20

2018 GAME-BY-GAME STATISTICS (TEN)										
Date	Opp		No	Yds	Avg	Net	Lg	TB	In20	Blk
Sep 9	at Mia	L	4	179	44.8	44.5	55	0	4	0
Sep 16	Hou	W	5	261	52.2	47.2	62	0	1	0
Sep 23	at Jax	W	6	280	46.7	41.5	54	1	3	0
Sep 30	Phi	W	5	254	50.8	38.4	58	1	2	0
Oct 7	at Buf	L	2	106	53.0	49.0	61	0	1	0
Oct 14	Bal	L	9	375	41.7	36.1	52	0	3	0
Oct 21	at LAC	L	2	103	51.5	44.5	54	0	0	0
Nov 5	at Dal	W	1	45	45.0	38.0	45	0	1	0
Nov 11	NE	W	5	241	48.2	42.2	55	0	2	0
Nov 18	at Ind	L	6	296	49.3	38.5	58	0	3	0
Nov 26	at Hou	L	6	298	49.7	43.5	59	0	2	0
Dec 2	NYJ	W	6	266	44.3	34.6	53	1	1	1
Dec 6	Jax	W	2	118	59.0	59.0	62	0	1	0
Dec 16	at NYG	W	5	220	44.0	43.6	57	0	5	0
Dec 22	Was	W	4	169	42.3	42.3	50	0	4	0
Dec 30	Ind	L	6	272	45.3	45.3	58	0	6	0
Totals			74	3,483	47.1	41.7	62	3	39	1

2017 GAME-BY-GAME STATISTICS (TEN)										
Date	Opp		No	Yds	Avg	Net	Lg	TB	In20	Blk
Sep 10	Oak	L	4	188	47.0	40.8	53	1	2	0
Sep 17	at Jax	W	3	125	41.7	40.3	42	0	0	0
Sep 24	Sea	W	6	341	56.8	48.2	66	1	2	0
Oct 1	Jax	L	5	246	49.2	48.4	54	0	1	0
Oct 8	at Mia	L	10	549	54.9	50.2	71	0	4	0
Oct 16	Ind	W	1	44	44.0	44.0	44	0	1	0
Oct 22	at Cle	W	4	208	52.0	43.8	58	1	2	0
Nov 5	Bal	W	5	256	51.2	46.8	56	0	3	0
Nov 12	Cin	W	6	339	56.5	42.2	74	2	1	0
Nov 16	at Pit	L	3	142	47.3	39.7	54	0	0	0
Nov 26	at Ind	W	3	139	46.3	46.3	58	0	1	0
Dec 3	Hou	W	4	199	49.8	42.5	59	0	2	0
Dec 10	at Ari	L	6	313	52.2	46.7	58	0	2	0
Dec 17	at SF	L	2	111	55.5	49.5	59	0	1	0
Dec 24	LAR	L	4	145	36.3	35.5	62	0	2	0
Dec 31	Jax	W	9	383	42.6	41.1	70	0	4	0
Totals			75	3,728	49.7	44.6	74	5	28	0



2016 GAME-BY-GAME STATISTICS (TEN)

Date	Opp		No	Yds	Avg	Net	Lg	TB	In20	Blk
Sep 11	Min	L	5	231	46.2	38.4	64	1	1	0
Sep 18	at Det	W	3	142	47.3	39.7	54	0	1	0
Sep 25	Oak	L	6	311	51.8	45.5	62	0	3	0
Oct 2	at Hou	L	5	257	51.4	30.6	71	1	1	0
Oct 9	at Mia	W	5	175	35.0	17.8	51	0	3	0
Oct 16	Cle	W	5	225	45.0	43.8	52	0	3	0
Oct 23	Ind	L	4	188	47.0	42.5	62	0	3	0
Oct 27	Jax	W	4	155	38.8	38.8	44	0	2	0
Nov 6	at SD	L	4	182	45.5	44.8	55	0	1	0
Nov 13	GB	W	4	166	41.5	38.0	46	0	0	0
Nov 20	at Ind	L	5	219	43.8	37.4	57	1	1	0
Nov 27	at Chi	W	4	177	44.3	43.3	47	0	2	0
Dec 11	Den	W	7	308	44.0	38.1	61	1	3	0
Dec 18	at KC	W	4	142	35.5	34.8	38	0	0	0
Dec 24	at Jax	L	7	313	44.7	43.3	54	0	3	0
Jan 1	Hou	W	5	211	42.2	41.0	48	0	5	0
Totals			77	3,402	44.2	38.6	71	4	32	0

2012 SEASON - TITANS

- Placed 30 punts inside the 20, while only recording 5 touchbacks on 81 punts ... Finished with a 47.6 gross average and a 40.4 net average

2011 SEASON - TITANS

- Appeared in all 16 games, totaling a 43.6 gross average across 86 punts ... Placed 31 punts inside the 20

2010 SEASON - TITANS

- Notched a 42.9 gross average and a 39.1 net average on 77 punts in his first full season in Tennessee

2009 SEASON - TITANS & BRONCOS

- Spent six games in Denver, punting 27 times for a gross average of 46.1 ... Finished the season in Tennessee, totaling a 45.0 gross average and a 41.4 net average on 37 punts, with 18 landing inside the 20

2008 SEASON - BRONCOS

- Named to the PFWA **All-Rookie** Team following a season that consisted of a 46.7 gross average with 13 punts inside the 20

COLLEGE HIGHLIGHTS

- Played in 47 career games at Toledo, totaling 189 punts with a gross average of 42.3 ... As a senior, ranked 2nd in the country totaling 46.1 yards per punt
- Named a finalist for the Ray Guy Award in 2007, an award given annually to the nation's best punter ... Tabbed as a third-team All-American and named the Mid-American Conference's Special Teams Player of the Year as a senior

PERSONAL

- Married to Tiffany Kern ... They have one son, Bryce Jeremiah, and two daughters, Anelle Naomi and Quinn Eliana
- Attended Grand Island (NY) High School, where he was a first-team all-state selection his junior and senior year
- Majored in geography at Toledo

2015 GAME-BY-GAME STATISTICS (TEN)

Date	Opp		No	Yds	Avg	Net	Lg	TB	In20	Blk
Sep 13	at TB	W	4	189	47.3	43.0	57	0	1	0
Sep 20	at Cle	L	6	298	49.7	24.0	55	0	1	0
Sep 27	Ind	L	5	212	42.4	42.4	49	0	2	0
Oct 11	Buf	L	6	251	41.8	31.8	58	1	3	0
Oct 18	Mia	L	3	125	41.7	39.7	61	0	2	0
Oct 25	Atl	L	7	305	43.6	41.9	54	0	5	0
Nov 1	at Hou	L	7	349	49.9	45.9	60	0	3	0
Nov 8	at NO	W	5	253	50.6	46.4	56	0	2	0
Nov 15	Car	L	5	259	51.8	39.6	56	0	0	0
Nov 19	at Jax	L	5	226	45.2	30.0	56	0	2	0
Nov 29	Oak	L	6	287	47.8	39.7	60	0	1	0
Dec 6	Jax	W	3	133	44.3	38.3	51	0	1	0
Dec 13	at NYJ	L	6	289	48.2	42.8	55	0	1	0
Dec 20	at NE	L	5	272	54.4	47.2	61	0	1	0
Dec 27	Hou	L	9	427	47.4	43.3	60	0	7	0
Jan 3	at Ind	L	6	300	50.0	47.0	52	0	2	0
Totals			88	4,175	47.4	40.3	61	1	34	0

2014 GAME-BY-GAME STATISTICS (TEN)

Date	Opp		No	Yds	Avg	Net	Lg	TB	In20	Blk
Sep 7	at KC	W	6	304	50.7	42.8	63	0	3	0
Sep 14	Dal	L	5	225	45.0	38.0	54	1	1	0
Sep 21	at Cin	L	4	141	35.3	25.3	45	2	0	0
Sep 28	at Ind	L	6	265	44.2	41.8	55	0	2	0
Oct 5	Cle	L	4	188	47.0	34.8	54	0	1	1
Oct 12	Jax	W	5	249	49.8	39.8	69	2	3	0
Oct 19	at Was	L	5	196	39.2	39.0	44	0	2	0
Oct 26	Hou	L	6	310	51.7	48.7	62	0	2	0
Nov 9	at Bal	L	8	414	51.8	48.8	58	0	0	0
Nov 17	Pit	L	4	141	35.3	31.8	51	0	2	0
Nov 23	at Phi	L	6	294	49.0	40.7	57	0	2	0
Nov 30	at Hou	L	5	226	45.2	41.2	58	0	2	0
Dec 7	NYG	L	6	284	47.3	39.2	55	0	1	0
Dec 14	NYJ	L	6	295	49.2	45.3	56	0	3	0
Dec 18	at Jax	L	5	203	40.6	34.4	51	1	1	0
Dec 28	Ind	L	7	383	54.7	46.1	79	1	3	0
Totals			88	4,118	46.8	40.8	79	7	28	1



2013 GAME-BY-GAME STATISTICS (TEN)

Date	Opp		No	Yds	Avg	Net	Lg	TB	In20	Blk
Sep 8	at Pit	W	5	208	41.6	41.4	55	0	4	0
Sep 15	at Hou	L	8	382	47.8	46.6	54	0	1	0
Sep 22	SD	W	3	140	46.7	44.3	63	0	2	0
Sep 29	NYJ	W	7	293	41.9	40.9	54	0	4	0
Oct 6	KC	L	6	272	45.3	38.8	56	0	2	0
Oct 13	at Sea	L	4	140	35.0	31.3	46	0	1	0
Oct 20	SF	L	6	263	43.8	43.8	55	0	3	0
Nov 3	at StL	W	5	228	45.6	35.0	55	1	1	0
Nov 10	Jax	L	5	219	43.8	42.6	53	0	1	0
Nov 14	Ind	L	3	117	39.0	34.0	48	0	0	0
Nov 24	at Oak	W	4	163	40.8	29.0	49	0	1	1
Dec 1	at Ind	L	6	222	37.0	32.2	50	0	4	0
Dec 8	at Den	L	4	201	50.3	43.5	62	0	0	0
Dec 15	Ari	L	3	145	48.3	48.3	51	0	2	0
Dec 22	at Jax	W	3	140	46.7	38.7	50	1	0	0
Dec 29	Hou	W	6	253	42.2	42.2	56	0	6	0
Totals			78	3,386	43.4	39.7	63	2	32	1

2012 GAME-BY-GAME STATISTICS (TEN)

Date	Opp		No	Yds	Avg	Net	Lg	TB	In20	Blk
Sep 9	NE	L	4	209	52.3	45.5	56	0	2	0
Sep 16	at SD	L	7	361	51.6	48.6	63	1	3	0
Sep 23	Det	W	1	41	41.0	41.0	41	0	0	0
Sep 30	at Hou	L	7	326	46.6	41.7	60	0	2	0
Oct 7	at Min	L	6	256	42.7	42.8	53	0	3	0
Oct 11	Pit	W	5	261	52.2	44.8	61	1	2	0
Oct 21	at Buf	W	3	124	41.3	34.7	57	1	2	0
Oct 28	Ind	L	3	130	43.3	39.0	61	0	1	0
Nov 4	Chi	L	6	299	49.8	30.0	59	1	1	1
Nov 11	at Mia	W	4	208	52.0	48.0	71	0	3	0
Nov 25	at Jax	L	4	201	50.3	49.0	57	0	1	0
Dec 2	Hou	L	6	303	50.5	39.3	70	0	2	0
Dec 9	at Ind	L	3	165	55.0	47.0	57	0	1	0
Dec 17	NYJ	W	10	391	39.1	36.4	55	1	4	0
Dec 23	at GB	L	8	376	47.0	34.4	54	0	2	0
Dec 30	Jax	W	4	204	51.0	35.8	55	0	1	1
Totals			81	3,855	47.6	40.4	71	5	30	2



TRANSACTIONS

- **2008** - Signed by DEN as UDFA ... **10/26/09** - Waived by DEN ... **10/27/09** - Signed by TEN to active roster ... **2/25/11** - Signed by TEN to 4-year contract extension ... **3/8/15** - Signed by TEN to 5-year contract extension ... **3/7/19** - Signed by TEN to 4-year contract extension ... **11/7/20** - Placed on Reserve/Injured ... **11/28/20** - Activated from Reserve/Injured **12/29/20** - Placed on Reserve/COVID-19 ... **1/2/21** - Activated from Reserve/COVID-19 ... **10/12/21** - Placed on Reserve/COVID-19 ... **10/22/21** - Activated from Reserve/COVID-19 ... **8/29/22** - Released by TEN ... **12/13/22** - Signed by PHI to practice squad ... **12/17/22** - Elevated by PHI from practice squad for Week 15 at Chicago ... **12/23/22** - Elevated by PHI from practice squad for Week 16 at Dallas

2011 GAME-BY-GAME STATISTICS (TEN)

Date	Opp		No	Yds	Avg	Net	Lg	TB	In20	Blk
Sep 11	at Jax	L	7	291	41.6	34.3	48	1	2	0
Sep 18	Bal	W	3	119	39.7	38.3	55	0	2	0
Sep 25	Den	W	4	176	44.0	32.3	62	0	0	0
Oct 2	at Cle	W	6	237	39.5	36.5	64	0	2	0
Oct 9	at Pit	L	4	169	42.3	42.3	44	0	1	0
Oct 23	Hou	L	7	319	45.6	42.7	54	1	2	0
Oct 30	Ind	W	8	330	41.3	34.1	55	2	2	0
Nov 6	Cin	L	7	320	45.7	41.6	54	1	1	0
Nov 13	at Car	W	5	221	44.2	38.2	48	1	1	0
Nov 20	at Atl	L	5	225	45.0	39.6	57	0	0	0
Nov 27	TB	W	3	88	29.3	29.3	41	0	3	0
Dec 4	at Buf	W	5	239	47.8	45.8	57	0	4	0
Dec 11	NO	L	5	226	45.2	37.6	52	1	1	0
Dec 18	at Ind	L	7	329	47.0	45.0	58	0	3	0
Dec 24	Jax	W	4	172	43.0	41.8	51	0	3	0
Jan 1	at Hou	W	6	286	47.7	45.8	58	0	4	0
Totals			86	3,747	43.6	39.4	64	7	31	0

2010 GAME-BY-GAME STATISTICS (TEN)										
Date	Opp		No	Yds	Avg	Net	Lg	TB	In20	Blk
Sep 12	Oak	W	4	200	50.0	44.5	60	0	2	0
Sep 19	Pit	L	5	244	48.8	42.2	57	0	1	0
Sep 26	at NYG	W	5	214	42.8	36.6	55	1	1	0
Oct 3	Den	L	6	245	40.8	31.5	60	1	0	0
Oct 10	at Dal	W	5	174	34.8	34.6	45	0	2	0
Oct 18	at Jax	W	2	98	49.0	50.0	51	0	1	0
Oct 24	Phi	W	4	192	48.0	44.0	68	0	0	0
Oct 31	at SD	L	6	279	46.5	44.2	63	0	4	0
Nov 14	at Mia	L	5	209	41.8	37.8	52	1	2	0
Nov 21	Was	L	5	169	33.8	31.4	51	0	2	0
Nov 28	at Hou	L	7	328	46.9	43.6	56	0	2	0
Dec 5	Jax	L	2	72	36.0	36.0	40	0	0	0
Dec 9	Ind	L	4	165	41.3	41.3	46	0	0	0
Dec 19	Hou	W	4	150	37.5	34.5	46	0	2	0
Dec 26	at KC	L	8	352	44.0	37.0	58	1	3	0
Jan 2	at Ind	L	5	211	42.2	42.2	48	0	2	0
Totals			77	3,302	42.9	39.1	68	4	24	0

2008 GAME-BY-GAME STATISTICS (DEN)										
Date	Opp		No	Yds	Avg	Net	Lg	TB	In20	Blk
Sep 8	at Oak	W	2	80	40.0	38.5	42	0	1	0
Sep 14	SD	W	3	161	53.7	42.0	64	1	1	0
Sep 21	NO	W	2	105	52.5	37.5	56	0	0	0
Sep 28	at KC	L	2	77	38.5	38.0	51	0	0	0
Oct 5	TB	W	5	248	49.6	45.8	63	0	2	0
Oct 12	Jax	L	4	192	48.0	39.5	52	1	0	0
Oct 20	at NE	L	5	243	48.6	32.0	62	1	1	0
Nov 2	Mia	L	4	185	46.3	45.0	61	0	3	0
Nov 6	at Cle	W	1	29	29.0	24.0	29	0	0	0
Nov 16	at Atl	W	3	127	42.3	39.3	52	0	1	0
Nov 23	Oak	L	2	112	56.0	11.5	60	0	0	0
Nov 30	at NYJ	W	5	214	42.8	41.4	52	0	4	0
Dec 7	KC	W	1	52	52.0	20.0	52	0	0	0
Dec 14	at Car	L	5	241	48.2	39.8	57	1	0	0
Dec 21	Buf	L	0	0	---	---	--	0	0	0
Dec 28	at SD	L	2	84	42.0	34.0	46	0	0	0
Totals			46	2,150	46.7	37.8	64	4	13	0

2009 GAME-BY-GAME STATISTICS (DEN & TEN)										
Date	Opp		No	Yds	Avg	Net	Lg	TB	In20	Blk
Sep 13	at Cin	W	8	340	42.5	36.4	56	0	3	0
Sep 20	Cle	W	2	109	54.5	42.5	57	0	1	0
Sep 27	at Oak	W	2	81	40.5	27.0	48	1	0	0
Oct 4	Dal	W	6	305	50.8	41.7	62	2	2	0
Oct 11	NE	W	5	231	46.2	37.8	64	1	2	0
Oct 19	at SD	W	4	179	44.8	15.5	50	2	1	0
WAVED BY DEN (10/26/09); SIGNED BY TEN TO ACTIVE ROSTER (10/27/09)										
Nov 1	Jax	W	4	193	48.3	43.3	55	1	3	0
Nov 8	at SF	W	5	217	43.4	44.0	57	0	2	0
Nov 15	Buf	W	3	119	39.7	31.3	58	0	2	0
Nov 23	at Hou	W	4	176	44.0	41.5	51	0	2	0
Nov 29	Ari	W	4	184	46.0	41.3	56	1	2	0
Dec 6	at Ind	L	2	78	39.0	39.0	46	0	1	0
Dec 13	StL	W	3	115	38.3	36.3	54	0	1	0
Dec 20	Mia	W	5	244	48.8	44.0	59	1	2	0
Dec 25	SD	L	3	125	41.7	39.7	46	0	2	0
Jan 3	at Sea	W	4	214	53.5	46.5	67	1	1	0
Totals			64	2,910	45.5	38.5	67	10	27	0





MATT LEO (PS)

DEFENSIVE END | 66



Height: 6-7 Weight: 280 DOB: May 8, 1992 (Age 30)

NFL Experience: 1st Year (1st with Eagles) Draft: FA-20 (NFL International Player Pathway Program)

College: Iowa State Hometown (HS): Adelaide, Australia (St. Michael's College)

CAREER STATISTICS																		
			TACKLES				PASS RUSH			INTERCEPTIONS					FUMBLES		DEF SNAPS	
Year	Team	GP/S	Total	Solo	Asst	TFL	Sacks	QBH	QBP	Int	Yds	Lg	TD	PD	FF	FR	No	Pct
2022	Philadelphia	0/0	0	0	0	0	0.0	0	0	0	0	--	0	0	0	0	0	0%
Totals		0/0	0	0	0	0	0.0	0	0	0	0	--	0	0	0	0	---	---

CAREER HIGHS		
Tackles	--	---
Sacks	--	---
INTs	--	---
PDs	--	---
FFs	--	---
FRs	--	---

First job: Plumber ... **Hobbies:** Traveling ... **Bucket list:** Play in a Super Bowl ... **Player he models his game after:** Robert Boucher Jr., from Adam Sandler's *The Waterboy* ... **Favorite sports moment:** Earning a Division I scholarship to play his dream sport ... **Favorite quote:** "Nothing worth having comes easy." ... **Favorite movie:** *Step Brothers* ... **Favorite TV show:** *The Office*

2022 GAME-BY-GAME STATISTICS (PHI)												
Date	Opp	GP/S	Tot	Solo	Sk	Int	PD	FF	FR	Snap	Pct	
Sep 11	at Det	W	---									EAGLES PRACTICE SQUAD
Sep 19	Min	W	---									EAGLES PRACTICE SQUAD
Sep 25	at Was	W	---									EAGLES PRACTICE SQUAD
Oct 2	Jax	W	---									EAGLES PRACTICE SQUAD
Oct 9	at Ari	W	---									EAGLES PRACTICE SQUAD
Oct 16	Dal	W	---									EAGLES PRACTICE SQUAD
Oct 30	Pit	W	---									EAGLES PRACTICE SQUAD
Nov 3	at Hou	W	---									EAGLES PRACTICE SQUAD
Nov 14	Was	L	---									EAGLES PRACTICE SQUAD
Nov 20	at Ind	W	---									EAGLES PRACTICE SQUAD
Nov 27	GB	W	---									EAGLES PRACTICE SQUAD
Dec 4	Ten	W	---									EAGLES PRACTICE SQUAD
Dec 11	at NYG	W	---									EAGLES PRACTICE SQUAD
Dec 18	at Chi	W	---									EAGLES PRACTICE SQUAD
Dec 24	at Dal	L	---									EAGLES PRACTICE SQUAD
Jan 1	NO											
Jan 8	NYG											
Totals		0/0	0	0	0.0	0	0	0	0	0	0%	

CAREER HIGHLIGHTS

- Originally joined the Eagles through the NFL International Player Pathway Program during the 2020 offseason ... Spent the first two years of his career as a member of Philadelphia's practice squad

BIRDSEED

- Played club rugby and Australian rules football while attending high school at St. Michael's College (Adelaide, Australia) ... Upon graduating, his father pushed him to get a job in the trades, so he decided to become a plumber ... Began as an apprentice on construction sites
- Six months before the end of his apprenticeship, decided that he was done with plumbing after hitting his head while trying to squeeze his large frame inside a tiny passage on a 110-degree day of work ... His football dreams were then fueled by his friend and fellow tradesman who told him a story he read about an Australian who earned a partial scholarship to become a punter in the United States
- Connected with Paul Manera, one of the top football coaches in Australia, and began training for potential opportunities ... After eight months, started sending workout tapes to college coaches ... Heard back from Arizona Western Community College head coach Tom Minnick, who told him he could walk on for the first semester ... Before the semester ended, he had already received a scholarship

2022 SEASON - EAGLES

-

COLLEGE HIGHLIGHTS

- Saw action in 29 career games at Iowa State, totaling 33 tackles, 11.5 TFLs and 3.0 sacks ... Originally began his football career at Arizona Western Community College

TRANSACTIONS

- 2020** - Signed by PHI (acquired via NFL International Player Pathway Program) ... **9/4/20** - Waived by PHI ... **9/6/20** - Signed by PHI to practice squad ... **7/28/21** - Placed on Reserve/COVID-19 ... **8/9/21** - Activated from Reserve/COVID-19 ... **8/31/21** - Waived by PHI ... **9/1/21** - Signed by PHI to practice squad ... **1/18/22** - Signed by PHI to reserve/future contract ... **8/30/22** - Waived by PHI ... **8/31/22** - Signed by PHI to practice squad





RICK LOVATO

LONG SNAPPER | 45

Height: 6-2 Weight: 249 DOB: Sept. 9, 1992 (Age 30)

NFL Experience: 6th Year (6th with Eagles) Draft: UDFA-15 by CHI Acquired: FA-16

College: Old Dominion Hometown (HS): Middletown, NJ (Middletown South)



SUPER BOWL CHAMPION: 2017 (LII) PRO BOWL: 2020

CAREER STATISTICS

Year	Team	GP	ST	ST Snaps	
			Tackles	No	Pct
2015	Green Bay	2	0	14	3%
2016	Washington	2	0	15	3%
	Philadelphia	3	0	25	6%
	Totals	5	0	---	---
2017	Philadelphia	16	3	149	33%
2018	Philadelphia	16	2	130	30%
2019	Philadelphia	16	4	135	30%
2020	Philadelphia	16	6	122	29%
2021	Philadelphia	17	2	136	30%
2022	Philadelphia	15	3	123	31%
Totals		103	20	---	---

PLAYOFFS					
2015	Green Bay	2	0	17	31%
2017	Philadelphia	3	0	23	32%
2018	Philadelphia	2	0	14	28%
2019	Philadelphia	1	0	6	27%
2021	Philadelphia	1	0	7	25%
Totals		9	0	---	---

First job: Worked at his dad's sub shop ... **Hobbies:** Playing guitar and skateboarding ... **Surprisingly good at:** "I'm probably the most flexible person on the team." ... **Favorite athlete growing up:** Derek Jeter ... **Favorite movie:** Fast and Furious ... **Favorite TV show:** The Office



CAREER HIGHLIGHTS

- ▶ Helped **Jake Elliott** register the highest FG percentage (90.9%) in single-season franchise history in 2021 ... Elliott also converted 44-of-44 PATs and finished with a career-high 134 points
- ▶ Logged a career-high 6 special teams tackles in 2020
- ▶ Named to his first career **Pro Bowl** after helping **Jake Elliott** become the first kicker in Eagles history to start a season with 16 straight FGs in 2019 ... Elliott's 20 consecutive FGs from 12/23/18-12/1/19 marked the 2nd-longest streak in team history, trailing only **Alex Henery** in 2012 (22) ... Became the first Eagles LS to garner a Pro Bowl nod since **Jon Dorenbos** following the 2014 campaign
- ▶ In 2018, snapped for first-year P **Cameron Johnston**, who established team records in gross (48.1) and net (42.7) punting average
- ▶ Served as the Eagles' LS during their **Super Bowl LII**-winning season in 2017 ... Helped **Jake Elliott** kick the most 50+ yard FGs (5) in franchise history, including the longest ever by an Eagle (61 yards)
- ▶ Supported the Eagles Autism Foundation through the NFL's *My Cause My Cleats* initiative ... The Eagles Autism Foundation supports the highest quality and most impactful autism research and care to improve the lives of affected individuals and families, as well as the acquisition of knowledge, technologies and discoveries that will bring new opportunities in the future

BIRDSEED

- ▶ Participated in the Twitch Rivals Streamer Bowl II in 2021 ... The tournament teamed up NFL stars and streamers to compete in *Fortnite*
- ▶ Worked at his family's deli – Joyce's Subs and Pizza in Lincroft, NJ – while training to earn a spot on an NFL roster after graduating college ... Served as a cashier, washed dishes and helped prepare food
- ▶ Became the first Old Dominion alumnus to play in an NFL regular-season game after making his debut with Green Bay in 2015

COLLEGE HIGHLIGHTS


- ▶ Long snapped for Old Dominion in all 50 games during his four-year collegiate career ... Named FCS All-America in 2012

PERSONAL

- ▶ Began long snapping during his freshman year at Middletown (NJ) High School, where he also played C and DL ... Named third-team All-Monmouth County and was an all-conference selection as a senior
- ▶ Majored in exercise science at Old Dominion


TRANSACTIONS

- ▶ **2015** - Signed by CHI as UDFA ... **8/31/15** - Waived by CHI ... **12/22/15** - Signed by GB ... **9/3/16** - Waived by GB ... **11/19/16** - Signed by WAS ... **11/29/16** - Waived by WAS ... **12/12/16** - Signed by PHI ... **11/19/19** - Signed by PHI to 4-year contract extension ... **10/25/21** - Released by PHI ... **10/26/21** - Signed by PHI



AVONTE MADDOX

CORNERBACK | 29



Height: 5-9 Weight: 184 DOB: March 31, 1996 (Age 26)

NFL Experience: 5th Year (5th with Eagles) Draft: D4a-18 (125th overall) by PHI

College: Pittsburgh Hometown (HS): Detroit, MI (Martin Luther King)

CAREER STATISTICS																		
			TACKLES				PASS RUSH			INTERCEPTIONS					FUMBLES		DEF SNAPS	
Year	Team	GP/S	Total	Solo	Asst	TFL	Sacks	QBH	QBP	Int	Yds	Lg	TD	PD	FF	FR	No	Pct
2018	Philadelphia	13/9	32	25	7	1	0.5	1	1	2	23	23	0	4	1	0	540	52%
2019	Philadelphia	12/6	47	38	9	2	1.0	2	3	0	8	8	0	10	1	0	525	51%
2020	Philadelphia	10/8	40	36	4	1	0.0	0	0	0	0	--	0	3	0	0	508	46%
2021	Philadelphia	16/5	71	51	20	5	0.5	3	2	1	-1	-1	0	9	2	0	730	65%
2022	Philadelphia	9/8	43	28	15	3	1.0	2	4	1	2	2	0	3	3	1	457	47%
Totals		60/36	233	178	55	12	3.0	8	10	4	32	23	0	29	7	1	---	---
PLAYOFFS																		
2018	Philadelphia	2/2	13	11	2	0	0.0	0	0	0	0	--	0	4	0	0	135	96%
2019	Philadelphia	1/1	3	3	0	1	0.0	0	0	0	0	--	0	0	0	0	60	94%
2021	Philadelphia	1/1	6	3	3	0	0.0	0	0	0	0	--	0	0	0	0	51	70%
Totals		4/4	22	17	5	1	0.0	0	0	0	0	--	0	4	0	0	---	---
ADDITIONAL STATISTICS																		
Special Teams Tackles: 5 - 2018 (3), 2021 (2)																		

CAREER HIGHS		
Tackles	8	7x, last: 9/19/22 vs. Min.
Sacks	1.0	2x, last: 12/24/22 at Dal.
INTs	1	4x, last: 9/19/22 vs. Min.
PDs	3	1/6/19 at Chi. (NFC WC)
FFs	2	12/18/22 at Chi.
FRs	1	10/30/22 vs. Pit.

Hobbies: Bowling and playing video games ... **Surprisingly good at:** Playing the piano ... **Favorite movie:** All About the Benjamins ... **Favorite TV show:** The Flash ... **Favorite music:** R&B, hip-hop ... **Favorite meal:** Crab legs and shrimp ... **If he could play another sport, what position/team:** Shortstop, Detroit Tigers



BIRDSEED

- Lived with **Dallas Goedert** during the first four years of his NFL career ... The inseperable duo is famously known for their “big brother, little brother” relationship, which has been captured in Wawa commercials as well as Amazon/NFL Films’ 2019 *All or Nothing* season ... The two agreed to part ways in 2021, though Goedert wanted to buy a plot of land with two houses and ATVs to drive back and forth with
- Has participated in three Twitch Rivals Streamer Bowls ... The tournament teams up NFL stars and streamers to compete in *Fortnite*
- His journey started on Detroit’s East Side, where his father, Michael, raised him as a single parent living in Avonte’s grandmother’s house ... By the time he entered middle school, his father was able to afford a place of his own for them to live in ... Moved out of his father’s house to stay with his aunt and uncle when he started high school ... His father, aunt and uncle all worked in Detroit’s automobile industry
- To avoid the potential pitfalls of growing up in a hardened neighborhood, his family kept him occupied with after-school activities, such as football, basketball, baseball, and even piano lessons

2022 SEASON - EAGLES

- Notched 3 tackles, 2 TFLs, 2 QB hits and his first sack of the season in the game at Dal. (12/24/22) ... Sacked Cowboys QB **Dak Prescott** for a 10-yard loss at the beginning of the second quarter
- Produced 6 tackles and a career-high 2 FFs in the 25-20 win at Chi. (12/18/22) ... Stripped Bears WR **Velus Jones** in the third quarter that resuted in a FR by **Haason Reddick**
- Collected 6 tackles, 1 TFL, 1 FF and his 1st career FR in the 35-13 win over Pit. (10/30/22)
- Picked off Vikings QB **Kirk Cousins** in the 24-7 win vs. Min. (9/19/22)

2022 GAME-BY-GAME STATISTICS (PHI)

Date	Opp	GP/S	Tot	Solo	Sk	Int	PD	FF	FR	Snap	Pct
Sep 11	at Det	W	1/1	3	1	0.0	0	0	0	58	84%
Sep 19	Min	W	1/1	8	4	0.0	1	1	0	50	82%
Sep 25	at Was	W	1/1	5	2	0.0	0	1	0	73	95%
Oct 2	Jax	W	0/0	INACTIVE							
Oct 9	at Ari	W	0/0	INACTIVE							
Oct 16	Dal	W	1/0	2	1	0.0	0	0	0	51	76%
Oct 30	Pit	W	1/1	6	6	0.0	0	1	1	69	91%
Nov 3	at Hou	W	1/1	3	3	0.0	0	0	0	29	48%
Nov 14	Was	L	0/0	RESERVE/INJURED							
Nov 20	at Ind	W	0/0	RESERVE/INJURED							
Nov 27	GB	W	0/0	RESERVE/INJURED							
Dec 4	Ten	W	0/0	RESERVE/INJURED							
Dec 11	at NYG	W	1/1	7	5	0.0	0	0	0	49	77%
Dec 18	at Chi	W	1/1	6	3	0.0	0	0	2	59	100%
Dec 24	at Dal	L	1/1	3	3	1.0	0	0	0	19	26%
Jan 1	NO										
Jan 8	NYG										
Totals			9/8	43	28	1.0	1	3	3	457	47%

2021 SEASON - EAGLES

- Recorded career highs in tackles (71), TFLs (5) and FFs (2), while adding a team-high-tying 9 PDs (also **Darius Slay**), 1 INT and 0.5 sacks ... Finished as one of three NFL DBs (only CB) with 5+ TFLs and multiple FFs, joining **Derwin James** (7 TFLs, 3 FFs) and **Vonn Bell** (5 TFLs, 3 FFs)
- Forced a fumble by Lions RB **D'Andre Swift** that resulted in a 33-yard TD return by **Darius Slay** in the 44-6 win at Det. (10/31/21)
- Picked off a red zone pass by Raiders QB **Derek Carr** at LV (10/24/21)
- Contributed to a sack of Cowboys QB **Dak Prescott** at Dal. (9/27/21) ... Forced a three-and-out during the third quarter (also **Josh Sweat**)
- Stripped the ball from 49ers TE **George Kittle** vs. SF (9/19/21)

2020 SEASON - EAGLES

- Totalled 40 tackles (36 solo), including 1 TFL, with 3 PDs

2019 SEASON - EAGLES

- Posted 47 tackles (38 solo), 10 PDs (career high), 2 TFLs, 1.0 sack and 1 FF ... Ranked 2nd on the team in PDs, behind **Ronald Darby** (11)
- Strip-sacked QB **Dwayne Haskins** to seal the victory on the final play of the 37-27 win at Was. (12/15/19) ... The fumble was recovered by **Nigel Bradham** and returned 48 yards for a TD

2018 SEASON - EAGLES

- Logged 32 tackles (25 solo), 4 PDs, 2 INTs, 1 FF and 0.5 sacks ... During the postseason, tallied 13 tackles as well as the most PDs (4) by an Eagles rookie in the playoffs since **Bobby Taylor** in 1995 (also 4)
- Notched a career-high-tying 8 tackles and 1 PD in the NFC Divisional Playoff at NO (1/13/19) ... Tallied a career-high 3 PDs with 5 tackles in the 16-15 victory at Chi. (1/6/19) in the NFC Wild Card Playoff
- Combined with **Daeshon Hall** on a takedown of Texans QB **Deshaun Watson** in the first quarter of the 32-30 win vs. Hou. (12/23/18)
- Forced a fumble by Jaguars WR **Keelan Cole** (recovered by **Malcolm Jenkins**) in the 24-18 victory at Jax. (London) (10/28/18) ... Helped set up the go-ahead TD drive that gave the Eagles a lead that they did not surrender the rest of the game ... Became the first Eagles rookie DB to produce a FF since **Brandon Boykin** on 12/23/12 vs. Washington

2021 GAME-BY-GAME STATISTICS (PHI)

Date	Opp		GP/S	Tot	Solo	Sk	Int	PD	FF	FR	Snap	Pct
Sep 12	at Atl	W	1/0	8	5	0.0	0	1	0	0	45	62%
Sep 19	SF	L	1/0	1	0	0.0	0	0	1	0	21	30%
Sep 27	at Dal	L	1/0	4	1	0.5	0	1	0	0	48	62%
Oct 3	KC	L	1/1	7	5	0.0	0	0	0	0	58	87%
Oct 10	at Car	W	1/1	2	1	0.0	0	1	0	0	55	77%
Oct 14	TB	L	1/0	8	5	0.0	0	0	0	0	51	68%
Oct 24	at LV	L	1/0	3	2	0.0	1	1	0	0	47	71%
Oct 31	at Det	W	1/0	4	3	0.0	0	0	1	0	37	60%
Nov 7	LAC	L	1/0	3	3	0.0	0	0	0	0	22	32%
Nov 14	at Den	W	1/0	7	5	0.0	0	0	0	0	48	83%
Nov 21	NO	W	1/1	2	2	0.0	0	2	0	0	58	89%
Nov 28	at NYG	L	1/0	8	8	0.0	0	1	0	0	43	72%
Dec 5	at NYJ	W	1/0	3	1	0.0	0	0	0	0	49	83%
Dec 21	Was	W	1/1	4	4	0.0	0	1	0	0	46	84%
Dec 26	NYG	W	1/0	3	2	0.0	0	0	0	0	46	61%
Jan 2	at Was	W	1/1	4	4	0.0	0	1	0	0	56	89%
Jan 8	Dal	L	0/0	RESERVE/COVID-19								
Totals			16/5	71	51	0.5	1	9	2	0	730	65%

PLAYOFFS

Jan 16	at TB	L	1/1	6	3	0.0	0	0	0	0	51	70%
Totals			1/1	6	3	0.0	0	0	0	0	51	70%



COLLEGE HIGHLIGHTS

- One of the top DBs in the ACC during his time at Pitt ... Registered 183 tackles (136 solo), 42 PDs, 8 INTs (including 2 TDs), 7.0 sacks, 3 FFs and 1 FR in 46 career games ... From 2015-17, his 8 INTs led the Panthers and tied for 5th overall in the conference
- As a senior in 2017, recorded a team-high 11 PDs and 2 INTs ... Also ranked 2nd in the ACC with a team-leading 3 FFs and led all ACC DBs with a career-high 4.0 sacks ... Earned All-ACC honors and was named the ECAC Defensive Player of the Year

PERSONAL

- One of the top athletes in the state of Michigan, played only two years of football at Martin Luther King High School as a slot WR, DB and KR ... Purchased tickets for the entire Martin Luther King football program when the Eagles played the Detroit Lions on 10/31/21

TRANSACTIONS

- 2018** - Drafted by PHI in 4th round (125th overall) ... **12/18/20** - Placed on Reserve/Injured ... **11/20/21** - Signed by PHI to 3-year contract extension ... **1/3/22** - Placed on Reserve/COVID-19 ... **1/10/22** - Activated from Reserve/COVID-19 ... **11/14/22** - Placed on Reserve/Injured ... **12/10/22** - Activated from Reserve/Injured



2020 GAME-BY-GAME STATISTICS (PHI)												
Date	Opp		GP/S	Tot	Solo	Sk	Int	PD	FF	FR	Snaps	Pct
Sep 13	at Was	L	1/1	4	4	0.0	0	1	0	0	61	87%
Sep 20	LAR	L	1/1	8	8	0.0	0	0	0	0	69	100%
Sep 27	Cin	T	1/1	7	7	0.0	0	1	0	0	39	54%
Oct 4	at SF	W	0/0	INACTIVE								
Oct 11	at Pit	L	0/0	INACTIVE								
Oct 18	Bal	L	0/0	INACTIVE								
Oct 22	NYG	W	1/0	1	1	0.0	0	0	0	0	3	5%
Nov 1	Dal	W	1/1	5	5	0.0	0	0	0	0	79	100%
Nov 15	at NYG	L	1/1	7	4	0.0	0	0	0	0	64	90%
Nov 22	at Cle	L	1/0	3	3	0.0	0	0	0	0	44	66%
Nov 30	Sea	L	1/1	0	0	0.0	0	0	0	0	67	100%
Dec 6	at GB	L	1/1	5	4	0.0	0	1	0	0	61	100%
Dec 13	NO	W	1/1	0	0	0.0	0	0	0	0	21	33%
Dec 20	at Ari	L	0/0	RESERVE/INJURED								
Dec 27	at Dal	L	0/0	RESERVE/INJURED								
Jan 3	Was	L	0/0	RESERVE/INJURED								
Totals			10/8	40	36	0.0	0	3	0	0	508	46%



2019 GAME-BY-GAME STATISTICS (PHI)												
Date	Opp		GP/S	Tot	Solo	Sk	Int	PD	FF	FR	Snaps	Pct
Sep 8	Was	W	1/1	4	2	0.0	0	1	0	0	58	91%
Sep 15	at Atl	L	1/1	3	3	0.0	0	1	0	0	43	65%
Sep 22	Det	L	1/1	1	1	0.0	0	0	0	0	27	42%
Sep 26	at GB	W	1/0	8	5	0.0	0	2	0	0	71	88%
Oct 6	NYJ	W	0/0	INACTIVE								
Oct 13	at Min	L	0/0	INACTIVE								
Oct 20	at Dal	L	0/0	INACTIVE								
Oct 27	at Buf	W	0/0	INACTIVE								
Nov 3	Chi	W	1/0	1	1	0.0	0	1	0	0	26	58%
Nov 17	NE	L	1/1	7	5	0.0	0	1	0	0	63	85%
Nov 24	Sea	L	1/0	4	4	0.0	0	0	0	0	45	69%
Dec 1	at Mia	L	1/0	2	1	0.0	0	0	0	0	41	57%
Dec 9	NYG	W	1/0	3	3	0.0	0	0	0	0	44	85%
Dec 15	at Was	W	1/1	4	4	1.0	0	2	1	0	37	70%
Dec 22	Dal	W	1/0	7	7	0.0	0	1	0	0	51	82%
Dec 29	at NYG	W	1/1	3	2	0.0	0	1	0	0	19	26%
Totals			12/6	47	38	1.0	0	10	1	0	525	51%
PLAYOFFS												
Jan 5	Sea	L	1/1	3	3	0.0	0	0	0	0	60	94%
Totals			1/1	3	3	0.0	0	0	0	0	60	94%

2018 GAME-BY-GAME STATISTICS (PHI)												
Date	Opp		GP/S	Tot	Solo	Sk	Int	PD	FF	FR	Snaps	Pct
Sep 6	Atl	W	1/0	0	0	0.0	0	0	0	0	0	0%
Sep 16	at TB	L	1/0	0	0	0.0	0	0	0	0	0	0%
Sep 23	Ind	W	1/0	0	0	0.0	0	0	0	0	0	0%
Sep 30	at Ten	L	1/0	0	0	0.0	1	1	0	0	20	28%
Oct 7	Min	L	1/1	3	3	0.0	0	0	0	0	62	100%
Oct 11	at NYG	W	1/1	6	3	0.0	0	0	0	0	65	100%
Oct 21	Car	L	1/1	3	2	0.0	0	0	0	0	58	98%
Oct 28	at Jax	W	1/1	4	4	0.0	0	0	1	0	64	100%
Nov 11	Dal	L	1/1	4	2	0.0	0	0	0	0	68	99%
Nov 18	at NO	L	1/1	2	2	0.0	0	0	0	0	17	24%
Nov 25	NYG	W	0/0	INACTIVE								
Dec 3	Was	W	0/0	INACTIVE								
Dec 9	at Dal	L	0/0	INACTIVE								
Dec 16	at LAR	W	1/1	3	3	0.0	1	2	0	0	76	100%
Dec 23	Hou	W	1/1	4	3	0.5	0	1	0	0	65	100%
Dec 30	at Was	W	1/1	3	3	0.0	0	0	0	0	45	100%
Totals			13/9	32	25	0.5	2	4	1	0	540	52%
PLAYOFFS												
Jan 6	at Chi	W	1/1	5	5	0.0	0	3	0	0	64	100%
Jan 13	at NO	L	1/1	8	6	0.0	0	1	0	0	71	92%
Totals			2/2	13	11	0.0	0	4	0	0	135	96%



JORDAN MAILATA

TACKLE | 68

(pronounced my-LOT-uh)

Height: 6-8 **Weight:** 365 **DOB:** March 31, 1997 (Age 25)

NFL Experience: 5th Year (5th with Eagles) **Draft:** D7-18 (233rd overall) by PHI

Hometown (HS): Sydney, Australia (Condell Park)



CAREER STATISTICS

			STARTS		OFF SNAPS	
Year	Team	GP/S	LT	RT	No	Pct
2018	Philadelphia	0/0	0	0	0	0%
2019	Philadelphia	0/0	0	0	0	0%
2020	Philadelphia	15/10	9	1	731	65%
2021	Philadelphia	14/14	12	2	914	82%
2022	Philadelphia	14/14	14	0	898	85%
Totals		43/38	35	3	---	---
PLAYOFFS						
2021	Philadelphia	1/1	1	0	66	100%
Totals		1/1	1	0	---	---
ADDITIONAL STATISTICS						
Miscellaneous Tackles: 1 - 2022 (1)						

First job: McDonald's ... **Hobbies:** Playing guitar ... **Desired talent:** Swimming ... **If he could play another sport:** Horse jockey ... **Player he models his game after:** Jason Peters ... **Favorite athlete growing up:** Usain Bolt ... **Moment left starstruck:** Getting drafted ... **Favorite sports moment:** Winning the Rugby Grand Final when he was 14 years old ... **Favorite quote:** "You think darkness is your ally? I was born in it, molded by it." - Bane, *The Dark Knight Rises* ... **Favorite movies:** *The Lord of the Rings* trilogy and *Star Wars* movies ... **Favorite TV show:** *The Walking Dead* ... **Favorite music:** Everything



BIRDSEED

- ▶ A former rugby player from Australia who had never played a snap of football prior to being selected by the Eagles in the 2018 NFL Draft
- ▶ Played professional rugby for the South Sydney Rabbitohs, a club that is owned by actor Russell Crowe ... Was not afforded a large salary as a member of the team's second unit ... Earned his keep by waking up at 5 a.m. most mornings to work on a high-end demolition crew
- ▶ Did not initially receive his family's blessing to leave Australia, though they eventually granted permission ... Departed from his home at 20 years old to pursue a career in a sport he had never played before
- ▶ Participated in rigorous training at IMG Academy in Brandenton, FL, as part of the NFL's International Player Pathway Program in 2018
- ▶ Is a talented singer who views music as a form of therapy ... Has gone viral for his singing ability on multiple occasions, including a rendition of Chris Stapleton's "Tennessee Whiskey" during a team meeting
- ▶ Appeared on FOX's *The Masked Singer* during the 2022 offseason, singing undercover as "Thingamabob" ... Was unmasked during the third episode after he performed the songs "Wanted Dead or Alive" by Bon Jovi, "Perfect" by Ed Sheeran, and "Classic" by MKTO
- ▶ Opened for Ne-Yo at a concert in Philadelphia in July 2022

2022 SEASON - EAGLES

▶

2021 SEASON - EAGLES

- ▶ Posted the 2nd-highest PFF offensive grade (90.8) among NFL LTs, trailing only **Trent Williams** (97.9) (min. 750 snaps at LT) ... Also ranked 2nd in run-blocking grade (90.7) and 4th in pass-blocking grade (86.0) (min. 350 snaps at LT in run blocking and pass blocking)
- ▶ Registered the 2nd-lowest knockdown percentage (0.83%) among NFL LTs, behind **Donovan Smith** (0.76%) (min. 350 pass-blocking snaps) ... Allowed only 2 sacks and 1 QB hit in 361 opportunities

2020 SEASON - EAGLES

- ▶ Saw action in 731 offensive snaps over 15 games, including 10 starts (nine at LT, one at RT) ... Blocked for a unit that ranked 3rd in the NFL in rushing average (5.0) and 9th in rushing yards per game (126.7)
- ▶ Started his first career game (LT) in the 25-20 win at SF (10/4/20)

PERSONAL

- ▶ Grew up in Bankstown, Australia, which is a suburb of Sydney
- ▶ Is the son of Tupai, his father, and Pereseti (Maria), his mother ... The Mailatas are Samoan immigrants to Australia by way of New Zealand ... Has three brothers, Daniel, Moana and Millon, and one sister, Sese ... Jordan, Daniel and Moana played club rugby together

TRANSACTIONS

- ▶ **2018** - Drafted by PHI in 7th round (233rd overall) ... **12/14/18** - Placed on Reserve/Injured ... **9/21/19** - Placed on Reserve/Injured ... **7/29/20** - Placed on Reserve/COVID-19 ... **8/13/20** - Activated from Reserve/COVID-19 ... **9/11/21** - Signed by PHI to 4-year contract extension



MAC MCCAIN (PS)

CORNERBACK | 37



Height: 6-0 **Weight:** 185 **DOB:** Feb. 6, 1998 (Age 24)

NFL Experience: 2nd Year (2nd with Eagles) **Draft:** UDFA-21 by DEN **Acquired:** W-Den-21

College: North Carolina A&T **Hometown (HS):** Greensboro, NC (Dudley)

CAREER STATISTICS

Year	Team	GP/S	TACKLES				PASS RUSH			INTERCEPTIONS					FUMBLES		DEF SNAPS	
			Total	Solo	Asst	TFL	Sacks	QBH	QBP	Int	Yds	Lg	TD	PD	FF	FR	No	Pct
2021	Philadelphia	2/0	2	1	1	0	0.0	0	0	0	0	--	0	0	0	0	11	1%
	Denver	0/0	0	0	0	0	0.0	0	0	0	0	--	0	0	0	0	0	0%
	<i>Totals</i>	<i>2/0</i>	<i>2</i>	<i>1</i>	<i>1</i>	<i>0</i>	<i>0.0</i>	<i>0</i>	<i>0</i>	<i>0</i>	<i>0</i>	<i>--</i>	<i>0</i>	<i>0</i>	<i>0</i>	<i>0</i>	<i>---</i>	<i>---</i>
2022	Philadelphia	0/0	0	0	0	0	0.0	0	0	0	0	--	0	0	0	0	0	0%
Totals		2/0	2	1	1	0	0.0	0	0	0	0	--	0	0	0	0	---	---

CAREER HIGHS

Tackles	2	1/8/22 vs. Dal.
Sacks	--	---
INTs	--	---
PDs	--	---
FFs	--	---
FRs	--	---

Hobbies: Watching movies and basketball ... **Bucket list:** Skydiving or going inside of a submarine ... **Desired talent:** Wishes he could sing better ... **Favorite music artists:** Lil Durk, Lil Wayne and Future ... **Favorite sports moment:** Meeting LeBron James at a Charlotte Bobcats game ... **Biggest influence:** His sister ... **Favorite movies:** *Juice* and *Drumline* ... **Favorite quote:** "Hard work never goes in vain."



BIRDSEED

- ▶ His grandfather, Franklin McCain, was a part of the 'Greensboro Four,' a group of North Carolina A&T students who organized a sit-in protest at a Woolworth's counter in Greensboro in 1960 that became a defining moment in the civil rights movement ... Franklin is immortalized with a bronze statue that sits on North Carolina A&T's campus

2022 SEASON - EAGLES



2021 SEASON - EAGLES & BRONCOS

- ▶ Totaled 2 tackles (1 solo) in 11 defensive snaps with the Eagles during his rookie season ... Also saw action in 33 special teams snaps

COLLEGE HIGHLIGHTS

- ▶ Appeared in 29 games at North Carolina A&T (2017-19), recording 113 tackles (87 solo), 22 PDs, 8 INTs, 2 FRs and 1 FF
- ▶ Named second-team All-MEAC in 2019 after registering 26 tackles (21 solo), 6 PDs, 2 FRs and 1 FF ... In 2018, was voted first-team All-MEAC when he produced 37 tackles (29 solo), 2 INTs and tied a career high with 8 PDs ... Earned first-team All-MEAC recognition in 2017 after establishing career highs in tackles (40), PDs (8) and INTs (6)

PERSONAL

- ▶ Attended Dudley (NC) High School ... Compiled 96 tackles over his last two seasons and was named a *News-Record* All-Area honoree

TRANSACTIONS

- ▶ **2021** - Signed by DEN as UDFA ... **8/31/21** - Waived by DEN ... **9/1/21** - Signed by DEN to practice squad ... **9/7/21** - Signed by PHI from DEN practice squad ... **11/9/21** - Waived by PHI ... **11/10/21** - Claimed off waivers by DEN ... **11/23/21** - Waived by DEN ... **11/24/21** - Claimed off waivers by PHI ... **12/8/21** - Waived by PHI ... **12/23/21** - Signed by PHI to practice squad ... **1/8/22** - Elevated by PHI from practice squad as COVID-19 replacement for Week 18 vs. Dallas ... **1/18/22** - Signed by PHI to reserve/future contract ... **8/30/22** - Waived by PHI ... **9/5/22** - Signed by PHI to practice squad ... **11/17/22** - Waived by PHI ... **11/23/22** - Signed by PHI to practice squad



2022 GAME-BY-GAME STATISTICS (PHI)												
Date	Opp		GP/S	Tot	Solo	Sk	Int	PD	FF	FR	Snap	Pct
Sep 11	at Det	W	---	EAGLES PRACTICE SQUAD								
Sep 19	Min	W	---	EAGLES PRACTICE SQUAD								
Sep 25	at Was	W	---	EAGLES PRACTICE SQUAD								
Oct 2	Jax	W	---	EAGLES PRACTICE SQUAD								
Oct 9	at Ari	W	---	EAGLES PRACTICE SQUAD								
Oct 16	Dal	W	---	EAGLES PRACTICE SQUAD								
Oct 30	Pit	W	---	EAGLES PRACTICE SQUAD								
Nov 3	at Hou	W	---	EAGLES PRACTICE SQUAD								
Nov 14	Was	L	---	EAGLES PRACTICE SQUAD								
Nov 20	at Ind	W	---	EAGLES PRACTICE SQUAD								
Nov 27	GB	W	---	EAGLES PRACTICE SQUAD								
Dec 4	Ten	W	---	EAGLES PRACTICE SQUAD								
Dec 11	at NYG	W	---	EAGLES PRACTICE SQUAD								
Dec 18	at Chi	W	---	EAGLES PRACTICE SQUAD								
Dec 24	at Dal	L	---	EAGLES PRACTICE SQUAD								
Jan 1	NO											
Jan 8	NYG											
Totals			0/0	0	0	0.0	0	0	0	0	0	0%

2021 GAME-BY-GAME STATISTICS (PHI & DEN)												
Date	Opp		GP/S	Tot	Solo	Sk	Int	PD	FF	FR	Snap	Pct
Sep 12	at Atl	W	0/0	INACTIVE								
Sep 19	SF	L	0/0	INACTIVE								
Sep 27	at Dal	L	1/0	0	0	0.0	0	0	0	0	0	0%
Oct 3	KC	L	0/0	INACTIVE								
Oct 10	at Car	W	0/0	INACTIVE								
Oct 14	TB	L	0/0	INACTIVE								
Oct 24	at LV	L	0/0	INACTIVE								
Oct 31	at Det	W	0/0	INACTIVE								
Nov 7	LAC	L	0/0	INACTIVE								
WAIVED BY PHI (11/9/21); CLAIMED OFF WAIVERS BY DEN (11/10/21)												
Nov 14	Phi	L	0/0	INACTIVE								
WAIVED BY DEN (11/23/21); CLAIMED OFF WAIVERS BY PHI (11/24/21)												
Nov 28	at NYG	L	0/0	INACTIVE								
Dec 5	at NYJ	W	0/0	INACTIVE								
Dec 21	Was	W	---	EAGLES PRACTICE SQUAD								
Dec 26	NYG	W	---	EAGLES PRACTICE SQUAD								
Jan 2	at Was	W	---	EAGLES PRACTICE SQUAD								
Jan 8	Dal	L	1/0	2	1	0.0	0	0	0	0	11	18%
Totals			2/0	2	1	0.0	0	0	0	0	---	---
PLAYOFFS												
Jan 16	at TB	L	---	EAGLES PRACTICE SQUAD								
Totals			0/0	0	0	0.0	0	0	0	0	0	0%



ZECH MCPHEARSON
CORNERBACK | 27

(pronounced ZACK)

Height: 5-11 Weight: 191 DOB: March 21, 1998 (Age 24)
NFL Experience: 2nd Year (2nd with Eagles) Draft: D4-21 (123rd overall) by PHI
College: Texas Tech Hometown (HS): Upper Marlboro, MD (Riverdale Baptist)



CAREER STATISTICS																		
			TACKLES				PASS RUSH			INTERCEPTIONS					FUMBLES		DEF SNAPS	
Year	Team	GP/S	Total	Solo	Asst	TFL	Sacks	QBH	QBP	Int	Yds	Lg	TD	PD	FF	FR	No	Pct
2021	Philadelphia	16/1	12	5	7	0	0.0	0	0	0	0	--	0	1	0	0	179	16%
2022	Philadelphia	15/0	4	4	0	0	0.0	0	0	0	0	--	0	1	0	0	99	10%
Totals			16	9	7	0	0.0	0	0	0	0	--	0	2	0	0	---	---
PLAYOFFS																		
2021	Philadelphia	1/0	0	0	0	0	0.0	0	0	0	0	--	0	0	0	0	0	0%
Totals			0	0	0	0	0.0	0	0	0	0	--	0	0	0	0	---	---
ADDITIONAL STATISTICS																		
Special Teams Tackles: 12 - 2021 (4), 2022 (8)																		

CAREER HIGHS		
Tackles	5	11/7/21 vs. LAC
Sacks	--	---
INTs	--	---
PDs	1	2x, last: 9/19/22 vs. Min.
FFs	--	---
FRs	--	---

Hobbies: Backpacking (has done this in places such as Hawaii and Texas and would like to go to Arizona next) ... **Bucket list:** Travel to Morocco ... **Surprisingly good at:** Baseball. "I was thinking about going to Penn State to play." ... **Desired talent:** Being multilingual ... **Biggest influence on his life:** His grandfather. "He was a hardworking guy and laid the foundation in terms of making sure his immediate family was taken care of. He was a good mentor." ... **If he could play another sport, what position/team:** Shooting guard, Los Angeles Lakers ... **Pre-game ritual:** Listens to a playlist he created called "Vibes" (calming R&B music) ... **If he could choose any karaoke song:** "Moving On" - Rod Wave ... **Favorite TV show:** Schitt's Creek ... **Favorite movie:** John Wick ... **Favorite athlete growing up:** Carl Crawford



BIRDSEED

- ▶ Comes from a family full of athletes ... Is the son of Gerrick and Kim McPhearson ... Has six brothers (Gerrick Jr., Derrick, Emmanuel, Jeremiah, Matthew and Joshua) and a sister (Kimberly)
- ▶ His father, Gerrick, played at Boston College and earned a tryout with the New England Patriots in 1988 ... His mother, Kim, played RB and OL in the National Women's Football League ... Gerrick Jr. played DB at Maryland and was drafted by the New York Giants in 2006 ... Derrick played WR at Illinois and spent time in the Milwaukee Brewers' minors ... Emmanuel played DB at New Mexico ... Matthew was selected in the 4th round of the 2013 MLB Draft and spent six years in the New York Yankees' and Arizona Diamondbacks' farm system before switching to football at Texas Tech ... Jeremiah played football at Indiana University of Pennsylvania ... Joshua played RB at Penn State prior to a stint in the CFL in 2018 ... Kimberly played soccer at UW-Green Bay
- ▶ Supported the Eagles Autism Foundation through the NFL's *My Cause My Cleats* initiative ... The Eagles Autism Foundation supports the highest quality and most impactful autism research and care to improve the lives of affected individuals and families, as well as the acquisition of knowledge, technologies and discoveries that will bring new opportunities in the future

2022 SEASON - EAGLES

- ▶ Earned **NFC Special Teams Player of the Week** recognition after he totaled a career-high-tying 2 special teams tackles and recovered a surprise onside kick in the third quarter that set up a scoring drive in the 38-35 victory at Det. (9/11/22) ... Became the first Eagle to win the honor on kickoff weekend since **DeSean Jackson** in 2009

2021 SEASON - EAGLES

- ▶ Appeared in a team-high 325 special teams snaps, becoming the first rookie to lead the Eagles in special teams snaps since 2012 ... Posted 4 special teams tackles ... Added 12 tackles and 1 PD on defense
- ▶ Totaled a career-high-tying 2 special teams tackles on multiple occasions, doing so vs. NO (11/21/21) and at Car. (10/10/21)

2022 GAME-BY-GAME STATISTICS (PHI)												
Date	Opp		GP/S	Tot	Solo	Sk	Int	PD	FF	FR	Snaps	Pct
Sep 11	at Det	W	1/0	0	0	0.0	0	0	0	0	0	0%
Sep 19	Min	W	1/0	0	0	0.0	0	1	0	0	12	20%
Sep 25	at Was	W	1/0	3	3	0.0	0	0	0	0	16	21%
Oct 2	Jax	W	1/0	0	0	0.0	0	0	0	0	44	94%
Oct 9	at Ari	W	1/0	0	0	0.0	0	0	0	0	0	0%
Oct 16	Dal	W	1/0	0	0	0.0	0	0	0	0	0	0%
Oct 30	Pit	W	1/0	0	0	0.0	0	0	0	0	0	0%
Nov 3	at Hou	W	1/0	0	0	0.0	0	0	0	0	0	0%
Nov 14	Was	L	1/0	0	0	0.0	0	0	0	0	0	0%
Nov 20	at Ind	W	1/0	0	0	0.0	0	0	0	0	0	0%
Nov 27	GB	W	1/0	0	0	0.0	0	0	0	0	3	6%
Dec 4	Ten	W	1/0	1	1	0.0	0	0	0	0	12	22%
Dec 11	at NYG	W	1/0	0	0	0.0	0	0	0	0	12	19%
Dec 18	at Chi	W	1/0	0	0	0.0	0	0	0	0	0	0%
Dec 24	at Dal	L	1/0	0	0	0.0	0	0	0	0	0	0%
Jan 1	NO											
Jan 8	NYG											
Totals			15/0	4	4	0.0	0	1	0	0	99	10%



2021 GAME-BY-GAME STATISTICS (PHI)												
Date	Opp		GP/S	Tot	Solo	Sk	Int	PD	FF	FR	Snaps	Pct
Sep 12	at Atl	W	1/0	0	0	0.0	0	0	0	0	2	3%
Sep 19	SF	L	1/0	0	0	0.0	0	0	0	0	0	0%
Sep 27	at Dal	L	1/0	0	0	0.0	0	0	0	0	0	0%
Oct 3	KC	L	1/0	0	0	0.0	0	0	0	0	0	0%
Oct 10	at Car	W	1/0	0	0	0.0	0	0	0	0	0	0%
Oct 14	TB	L	1/0	0	0	0.0	0	0	0	0	0	0%
Oct 24	at LV	L	1/0	0	0	0.0	0	0	0	0	0	0%
Oct 31	at Det	W	0/0	INACTIVE								
Nov 7	LAC	L	1/0	5	2	0.0	0	0	0	0	24	35%
Nov 14	at Den	W	1/0	0	0	0.0	0	0	0	0	11	19%
Nov 21	NO	W	1/0	2	0	0.0	0	0	0	0	26	40%
Nov 28	at NYG	L	1/0	0	0	0.0	0	0	0	0	0	0%
Dec 5	at NYJ	W	1/0	1	0	0.0	0	0	0	0	33	56%
Dec 21	Was	W	1/0	0	0	0.0	0	0	0	0	0	0%
Dec 26	NYG	W	1/0	2	2	0.0	0	1	0	0	27	36%
Jan 2	at Was	W	1/0	0	0	0.0	0	0	0	0	0	0%
Jan 8	Dal	L	1/1	2	1	0.0	0	0	0	0	56	90%
Totals			16/1	12	5	0.0	0	1	0	0	179	16%
PLAYOFFS												
Jan 16	at TB	L	1/0	0	0	0.0	0	0	0	0	0	0%
Totals			1/0	0	0	0.0	0	0	0	0	0	0%

COLLEGE HIGHLIGHTS

- ▶ Recorded 120 tackles, 14 PDs, 4 INTs and 3 FRs in 46 career games between Texas Tech (2019-20) and Penn State (2017-18)
- ▶ Played in all 10 games (nine starts) as a senior team captain in 2020, leading Texas Tech with 4 INTs and 2 FRs (each were the 2nd-most by a Red Raider since 2000) ... Also registered 53 tackles and 6 PDs
- ▶ Started all 12 games as a junior in 2019 and notched 51 tackles (42 solo) and 5 PDs (T-1st on the team) ... Became just the second Texas Tech player since 2000 to block 2 kicks on special teams
- ▶ Saw action in 13 contests as a sophomore at Penn State ... Also competed in 11 games as a redshirt freshman

PERSONAL

- ▶ Earned a bachelor’s degree in labor and employment relations
- ▶ Prepped at Riverdale Baptist (MD) High School, where he was named Capitol Area District MVP and first-team All-State by *Maryland Pigskin* as a senior ... Tallied 37 PDs and 14 INTs over the course of his career ... Also played baseball and helped guide the Crusaders to back-to-back NACA National Championships (2014-15)

TRANSACTIONS

- ▶ 2021 - Drafted by PHI in 4th round (123rd overall)



GARDNER MINSHEW

QUARTERBACK | 10



Height: 6-1 Weight: 225 DOB: May 16, 1996 (Age 26)
NFL Experience: 4th Year (2nd with Eagles) Draft: D6-19 (178th overall) by JAX Acquired: T-Jax-21
College: Washington State Hometown (HS): Brandon, MS (Brandon)

CAREER STATISTICS																			
			PASSING										RUSHING					OFF SNAPS	
Year	Team	GP/S	Att	Cmp	Pct	Yds	Y/A	TD	Int	Lg	Sk/Yds	Rate	Att	Yds	Avg	Lg	TD	No	Pct
2019	Jacksonville	14/12	470	285	60.6	3,271	7.0	21	6	70t	33/184	91.2	67	344	5.1	21	0	906	83%
2020	Jacksonville	9/8	327	216	66.1	2,259	6.9	16	5	51	27/147	95.9	29	153	5.3	16	1	558	54%
2021	Philadelphia	4/2	60	41	68.3	439	7.3	4	1	36t	5/31	104.8	9	21	2.3	9	0	166	15%
2022	Philadelphia	4/1	44	26	59.1	389	8.8	2	2	48	0/0	84.4	6	3	0.5	3	1	96	9%
Totals		31/23	901	568	63.0	6,358	7.1	43	14	70t	65/362	93.5	111	521	4.7	21	2	---	---
PLAYOFFS																			
2021	Philadelphia	0/0	0	0	---	0	---	0	0	--	0/0	---	0	0	---	--	0	0	0%
Totals		0/0	0	0	---	0	---	0	0	--	0/0	---	0	0	---	--	0	---	---
ADDITIONAL STATISTICS																			
Fumbles/Lost: 21/12 - 2019 (13/7), 2020 (5/4), 2021 (1/0), 2022 (2/1) Receptions: 1-0 - 2020 (1-0)																			

CAREER HIGHS		
Pass Attempts	49	10/11/20 at Hou.
Completions	31	10/11/20 at Hou.
Passing Yards	374	10/6/19 at Car.
Yards/Attempt	11.0	9/8/19 vs. KC
Passing Long	70t	10/27/19 vs. NYJ
Passing TDs	3	4x, last: 9/20/20 at Ten.
Completion %	95.0	9/13/20 vs. Ind.
Passer Rating	142.3	9/13/20 vs. Ind.
Rush Attempts	9	10/20/19 at Cin.
Rushing Yards	56	9/15/19 at Hou.
Rushing Long	21	9/15/19 at Hou.
Rushing TDs	1	2x, last: 12/24/22 at Dal.



BIRDSEED

- Has supported the Movember Foundation through the NFL's *My Cause My Cleats* campaign ... The foundation helps raise awareness for many men's health initiatives, including mental wellness and suicide prevention as well as prostate cancer and testicular cancer ... The advocacy is tied to men growing mustaches during the month of November
- Is the grandson of an Air Force veteran who values each opportunity to connect with the military community ... During the 2020 offseason, as he embarked on a coast-to-coast road trip in an RV, spent a day with the world-famous Thunderbirds at Nellis Air Force Base in Nevada ... Flew in a fighter jet, taking on 9.1 Gs at 500 miles per hour

2022 SEASON - EAGLES

- Finished 24-of-40 passing for 355 yards and 3 TDs (2 passing, 1 rushing) against Dal. (12/24/22) ... Became the first Eagles QB since 1991 to record a fourth-down passing TD and fourth-down rushing TD in the same game

2021 SEASON - EAGLES

- Completed 41-of-60 (68.3%) attempts for 439 yards, 4 TDs, 1 INT and a 104.8 passer rating over four games (two starts) with the Eagles
- Passed for 242 yards, 2 TDs, 0 INTs and a 133.7 rating in the 33-18 win at NYJ (12/5/21) ... Marked the highest passer rating by an Eagle since **Nick Foles** on 1/21/18 vs. Minnesota in the NFC Championship Game (141.4) ... Became the first Eagle to complete 80.0% (20-of-25) of his passes while averaging 9.5+ yards per attempt (9.7) in a game since **Donovan McNabb** on 9/23/07 vs. Detroit (80.0%, 14.7 avg.)

2020 SEASON - JAGUARS

- Posted 2,259 yards, 16 TDs, 5 INTs and a 95.9 rating on 216-of-327 (66.1%) passing ... His 95.9 passer rating was the 2nd-highest mark by any QB in Jaguars history (min. 300 attempts)

2022 GAME-BY-GAME STATISTICS (PHI)																				
				PASSING									RUSHING					OFF SNAPS		
Date	Opp		GP/S	Att	Cmp	Pct	Yds	Y/A	TD	Int	Lg	Sk/Yds	Rate	Att	Yds	Avg	Lg	TD	No	Pct
Sep 11	at Det	W	0/0	DID NOT PLAY																
Sep 19	Min	W	0/0	DID NOT PLAY																
Sep 25	at Was	W	0/0	DID NOT PLAY																
Oct 2	Jax	W	0/0	DID NOT PLAY																
Oct 9	at Ari	W	0/0	DID NOT PLAY																
Oct 16	Dal	W	0/0	DID NOT PLAY																
Oct 30	Pit	W	1/0	2	1	50.0	23	11.5	0	0	23	0/0	91.7	1	-1	-1.0	-1	0	11	19%
Nov 3	at Hou	W	0/0	DID NOT PLAY																
Nov 14	Was	L	0/0	DID NOT PLAY																
Nov 20	at Ind	W	0/0	DID NOT PLAY																
Nov 27	GB	W	0/0	DID NOT PLAY																
Dec 4	Ten	W	1/0	2	1	50.0	11	5.5	0	0	11	0/0	66.7	0	0	---	--	0	9	12%
Dec 11	at NYG	W	1/0	0	0	---	0	---	0	0	--	0/0	---	1	-1	-1.0	-1	0	5	7%
Dec 18	at Chi	W	0/0	DID NOT PLAY																
Dec 24	at Dal	L	1/1	40	24	60.0	355	8.9	2	2	48	0/0	84.9	4	5	1.3	3	1	71	100%
Jan 1	NO																			
Jan 8	NYG																			
Totals			4/1	44	26	59.1	389	8.8	2	2	48	0/0	84.4	6	3	0.5	3	1	96	9%

Nicknames: “G,” but I’m especially partial to Gard-Dawg.” ... **Surprisingly good at:** “I don’t really hide my talents well. If I’m good at something, I’m going to let people know. I like pickle ball, that’s fun. I like ping pong, but I wouldn’t say I’m great at that. I do like cooking.” ... **Desired talent:** “I’m playing some guitar, trying to learn. I’m planning on a second career as a rockstar whenever I’m like 40.” ... **Favorite music artist:** Led Zeppelin ... **Favorite pregame song:** “Probably ‘Locomotive Breath’ by Jethro Tull. The jazz flute gets me pretty hype.” ... **Favorite food:** “Steak, all kinds, shapes, any way you cut it.”



- ▶ Threw for 339 yards, a career-high-tying 3 TDs, 2 INTs and a 92.7 rating on 30-of-45 (66.7%) passing at Ten. (9/20/20) ... Became the first QB in Jaguars history to record 3+ passing TDs in three straight games
- ▶ Logged a franchise-record 95.0% (19-of-20) completion percentage along with career highs in passer rating (142.3) and passing TDs (3, tied) in the 27-20 win vs. Ind. (9/13/20) ... Joined **Drew Brees** and **Philip Rivers** as the only QBs in NFL history to throw 3 TDs with a 95.0% completion percentage in a single game

2019 SEASON - JAGUARS

- ▶ Completed 285-of-470 (60.6%) passes for 3,271 yards, 21 TDs, 6 INTs and a 91.2 rating ... Set team rookie records in yards and TDs ... Joined **Dak Prescott** (2016), **Robert Griffin III** (2012) and **Dan Marino** (1983) as the only NFL rookies to throw 20+ TDs with 6-or-fewer INTs
- ▶ Registered a career-long 70-yard TD pass to Jaguars WR **Chris Conley** in the 29-15 win vs. NYJ (10/27/19) ... Finished the game completing 22-of-34 (64.7%) attempts for a career-high 3 TDs (most by a Jaguars rookie), 0 INTs and a 119.6 passer rating
- ▶ Posted a team-rookie-record 374 yards with 2 TDs and a 101.9 rating on 26-of-44 (59.1%) passing at Car. (10/6/19) ... Became the sixth rookie in NFL history to post 370+ yards, 2 TDs and 0 INTs in a game
- ▶ In his NFL debut, relieved an injured Jaguars QB **Nick Foles** and connected on 22-of-25 (88.0%) passes for 275 yards, 2 TDs, 1 INT and a 122.5 rating vs. KC (9/8/19) ... Marked the highest completion percentage ever by an NFL QB in their first career game (min. 20 attempts)

COLLEGE HIGHLIGHTS

- ▶ Played his final season at Washington State in 2018, producing 4,779 yards, 38 TDs, 9 INTs and a 147.6 rating on 468-of-662 (70.7%) passing in 13 games ... Led the NCAA in passing yards per game (367.6) and set Pac-12 and program records in passing yards and completions ... Finished 5th in Heisman Trophy voting and was the Pac-12 Offensive Player of the Year and Johnny Unitas Golden Arm Award winner ... Also named a finalist for the Walter Camp and Davey O'Brien awards
- ▶ Spent his sophomore and junior seasons at East Carolina (2016-17), where he completed 293-of-506 (57.9%) attempts for 3,487 yards, 24 TDs, 11 INTs and a 127.1 rating in 17 contests

2021 GAME-BY-GAME STATISTICS (PHI)																				
				PASSING									RUSHING					OFF SNAPS		
Date	Opp		GP/S	Att	Cmp	Pct	Yds	Y/A	TD	Int	Lg	Sk/Yds	Rate	Att	Yds	Avg	Lg	TD	No	Pct
Sep 12	at Atl	W	0/0	INACTIVE																
Sep 19	SF	L	0/0	INACTIVE																
Sep 27	at Dal	L	0/0	INACTIVE																
Oct 3	KC	L	0/0	INACTIVE																
Oct 10	at Car	W	0/0	INACTIVE																
Oct 14	TB	L	0/0	INACTIVE																
Oct 24	at LV	L	0/0	INACTIVE																
Oct 31	at Det	W	1/0	2	2	100.0	11	5.5	0	0	9	0/0	89.6	0	0	---	--	0	14	22%
Nov 7	LAC	L	0/0	DID NOT PLAY																
Nov 14	at Den	W	0/0	DID NOT PLAY																
Nov 21	NO	W	0/0	DID NOT PLAY																
Nov 28	at NYG	L	0/0	DID NOT PLAY																
Dec 5	at NYJ	W	1/1	25	20	80.0	242	9.7	2	0	36t	2/9	133.7	4	11	2.8	9	0	71	100%
Dec 21	Was	W	0/0	DID NOT PLAY																
Dec 26	NYG	W	1/0	0	0	---	0	---	0	0	--	0/0	---	0	0	---	--	0	7	11%
Jan 2	at Was	W	0/0	DID NOT PLAY																
Jan 8	Dal	L	1/1	33	19	57.6	186	5.6	2	1	36t	3/22	81.1	5	10	2.0	4	0	74	100%
Totals			4/2	60	41	68.3	439	7.3	4	1	36t	5/31	104.8	9	21	2.3	9	0	166	15%
PLAYOFFS																				
Jan 16	at TB	L	0/0	DID NOT PLAY																
Totals			0/0	0	0	---	0	---	0	0	--	0/0	---	0	0	---	--	0	0	0%

300+ PASSING YARDS (6)		
Date	Opponent	Yds
10/6/19	at Carolina Panthers (L, 27-34)	374
12/24/22	at Dallas Cowboys (L, 34-40)	355
10/4/20	at Cincinnati Bengals (L, 25-33)	351
9/20/20	at Tennessee Titans (L, 30-33)	339
11/3/19	vs. Houston Texans (L, 3-26)	309
10/11/20	at Houston Texans (L, 14-30)	301

3+ PASSING TOUCHDOWNS (4)		
Date	Opponent	TD
9/20/20	at Tennessee Titans (L, 30-33)	3
9/13/20	vs. Indianapolis Colts (W, 27-20)	3
12/29/19	vs. Indianapolis Colts (W, 38-20)	3
10/27/19	vs. New York Jets (W, 29-15)	3



100+ PASSER RATING (10)		
Date	Opponent	Rate
9/13/20	vs. Indianapolis Colts (W, 27-20)	142.3
12/5/21	at New York Jets (W, 33-18)	133.7
9/8/19	vs. Kansas City Chiefs (L, 26-40)	122.5
12/20/20	at Baltimore Ravens (L, 14-40)	120.8
10/27/19	vs. New York Jets (W, 29-15)	119.6
9/19/19	vs. Tennessee Titans (W, 20-7)	108.2
12/29/19	vs. Indianapolis Colts (W, 38-20)	106.2
12/15/19	at Oakland Raiders (W, 20-16)	102.8
10/6/19	at Carolina Panthers (L, 27-34)	101.9
10/4/20	at Cincinnati Bengals (L, 25-33)	101.1

- ▶ Began his career at Northwest Mississippi C.C., where he led his team to a NJCAA National Championship in 2015

PERSONAL

- ▶ Attended Brandon (MS) High School, where he posted 11,222 passing yards and 105 total TDs in his career ... Earned all-state and all-metro accolades as a senior, completing 243 passes for 3,541 yards and 31 TDs, while also rushing for 158 yards and 2 TDs
- ▶ Is the son of Kim and Flint Minshew ... Flint played football at Millsaps College (MS) and is in the school’s athletic hall of fame ... Kim played basketball at Mississippi State ... Has two sisters, Meredith and Callie

TRANSACTIONS

- ▶ **2019** - Drafted by JAX in 6th round (178th overall) ... **8/2/20** - Placed on Reserve/COVID-19 ... **8/4/20** - Activated from Reserve/COVID-19 ... **8/28/21** - Acquired by PHI from JAX in exchange for a 2022 conditional 6th-round draft choice

2020 GAME-BY-GAME STATISTICS (JAX)																				
				PASSING										RUSHING					OFF SNAPS	
Date	Opp		GP/S	Att	Cmp	Pct	Yds	Y/A	TD	Int	Lg	Sk/Yds	Rate	Att	Yds	Avg	Lg	TD	No	Pct
Sep 13	Ind	W	1/1	20	19	95.0	173	8.7	3	0	28	4/23	142.3	5	19	3.8	11	0	50	100%
Sep 20	at Ten	L	1/1	45	30	66.7	339	7.5	3	2	45	2/24	92.7	4	19	4.8	11	0	75	99%
Sep 24	Mia	L	1/1	42	30	71.4	275	6.5	0	1	24	4/29	79.0	3	22	7.3	16	0	66	100%
Oct 4	at Cin	L	1/1	40	27	67.5	351	8.8	2	1	33	3/11	101.1	2	9	4.5	7	0	68	100%
Oct 11	at Hou	L	1/1	49	31	63.3	301	6.1	2	0	51	3/8	94.0	4	18	4.5	11	0	75	100%
Oct 18	Det	L	1/1	44	25	56.8	243	5.5	1	1	51	1/12	70.5	3	14	4.7	9	1	64	100%
Oct 25	at LAC	L	1/1	27	14	51.9	173	6.4	2	0	36	5/19	96.7	4	21	5.3	10	0	63	100%
Nov 8	Hou	L	0/0	INACTIVE																
Nov 15	at GB	L	0/0	INACTIVE																
Nov 22	Pit	L	0/0	INACTIVE																
Nov 29	Cle	L	0/0	INACTIVE																
Dec 6	at Min	L	0/0	DID NOT PLAY																
Dec 13	Ten	L	1/0	31	18	58.1	178	5.7	1	0	27	0/0	85.1	2	22	11.0	13	0	39	55%
Dec 20	at Bal	L	1/1	29	22	75.9	226	7.8	2	0	28	5/21	120.8	2	9	4.5	10	0	58	100%
Dec 27	Chi	L	0/0	DID NOT PLAY																
Jan 3	at Ind	L	0/0	INACTIVE																
Totals			9/8	327	216	66.1	2,259	6.9	16	5	51	27/147	95.9	29	153	5.3	16	1	558	54%

2019 GAME-BY-GAME STATISTICS (JAX)																				
				PASSING										RUSHING					OFF SNAPS	
Date	Opp		GP/S	Att	Cmp	Pct	Yds	Y/A	TD	Int	Lg	Sk/Yds	Rate	Att	Yds	Avg	Lg	TD	No	Pct
Sep 8	KC	L	1/0	25	22	88.0	275	11.0	2	1	69	1/3	122.5	1	6	6.0	6	0	47	81%
Sep 15	at Hou	L	1/1	33	23	69.7	213	6.5	1	0	31	4/35	97.2	6	56	9.3	21	0	64	100%
Sep 19	Ten	W	1/1	30	20	66.7	204	6.8	2	0	37	0/0	108.2	4	18	4.5	10	0	54	100%
Sep 29	at Den	W	1/1	33	19	57.6	213	6.5	2	0	32	5/27	97.2	1	2	2.0	2	0	85	100%
Oct 6	at Car	L	1/1	44	26	59.1	374	8.5	2	0	37t	2/16	101.9	7	42	6.0	11	0	83	100%
Oct 13	NO	L	1/1	29	14	48.3	163	5.6	0	1	23	2/12	51.4	2	1	0.5	2	0	58	100%
Oct 20	at Cin	W	1/1	32	15	46.9	255	8.0	1	0	47	2/11	84.8	9	48	5.3	20	0	80	100%
Oct 27	NYJ	W	1/1	34	22	64.7	279	8.2	3	0	70t	2/1	119.6	8	28	3.5	13	0	74	100%
Nov 3	Hou	L	1/1	47	27	57.5	309	6.6	0	2	31	3/8	59.6	4	34	8.5	10	0	66	100%
Nov 17	at Ind	L	0/0	DID NOT PLAY																
Nov 24	at Ten	L	0/0	DID NOT PLAY																
Dec 1	TB	L	1/0	27	16	59.3	147	5.4	1	1	30	2/24	71.1	2	8	4.0	4	0	41	60%
Dec 8	LAC	L	1/1	37	24	64.9	162	4.4	1	0	22	2/7	83.4	6	31	5.2	8	0	66	100%
Dec 15	at Oak	W	1/1	29	17	58.6	201	6.9	2	0	55	2/16	102.8	5	27	5.4	11	0	57	100%
Dec 22	at Atl	L	1/1	31	13	41.9	181	5.8	1	0	42t	3/15	72.1	7	36	5.1	17	0	62	100%
Dec 29	Ind	W	1/1	39	27	69.2	295	7.6	3	1	45	3/9	106.2	5	7	1.4	7	0	69	100%
Totals			14/12	470	285	60.6	3,271	7.0	21	6	70t	33/184	91.2	67	344	5.1	21	0	906	83%



SUA OPETA

GUARD | 78

(pronounced SUE-uh OH-petta)

Height: 6-4 Weight: 305 DOB: Aug. 15, 1996 (Age 26)

NFL Experience: 3rd Year (3rd with Eagles) Draft: UDFA-19 by PHI

College: Weber State Hometown (HS): Stansbury Park, UT (Stansbury)



CAREER STATISTICS

			STARTS		OFF SNAPS	
Year	Team	GP/S	LG	RG	No	Pct
2019	Philadelphia	0/0	0	0	0	0%
2020	Philadelphia	8/2	2	0	170	15%
2021	Philadelphia	10/2	2	0	163	15%
2022	Philadelphia	7/0	0	0	92	10%
Totals		25/4	4	0	---	---

PLAYOFFS						
Year	Team	GP/S	LG	RG	No	Pct
2019	Philadelphia	0/0	0	0	0	0%
2021	Philadelphia	1/1	0	1	66	100%
Totals		1/1	0	1	---	---

Hobbies: Fishing and camping ... **Favorite athlete growing up:** Vernon Davis... **Favorite music:** R&B ... **Favorite movie:** Hitmen ... **Favorite sport moment:** Winning back-to-back Big Sky Conference championships during his time at Weber State



BIRDSEED

- ▶ Recorded 39 reps of 225 pounds on the bench press during the 2019 NFL Combine, which was the most among all OL who participated
- ▶ Supported the American Kidney Fund through the NFL's *My Cause My Cleats* initiative ... The American Kidney Fund is the nation's leading kidney nonprofit that fights kidney disease on all fronts, including prevention and post-transplant living

2022 SEASON - EAGLES



2021 SEASON - EAGLES

- ▶ Saw action in a career-high 10 contests, including two starts at LG ... Totaled 163 offensive snaps ... Made his postseason starting debut in the NFC Wild Card Playoff at TB (1/16/22)

2020 SEASON - EAGLES

- ▶ Appeared in a career-high 170 snaps over eight contests, including a pair of starts at LG ... Started his first NFL game vs. NYG (10/22/20)

COLLEGE HIGHLIGHTS

- ▶ Played in 50 career games over four years at Weber State ... Played in every contest during each of his final three seasons ... A two-time All-America and two-time first-team All-Big Sky selection
- ▶ Voted a consensus All-American as well as first-team All-Big sky as a senior in 2018, when he started all 13 games and served as a team captain ... Part of a team that won 10 games and a league title
- ▶ Earned All-America and All-Big Sky recognition as a junior in 2017 ... Contributed to Weber State's historic year that included a Big Sky title, a school-record 11 wins and two FCS playoff victories
- ▶ Named all-conference honorable mention following his sophomore campaign in 2016 ... Started all 12 games on the OL after making the transition from defense during spring practices

PERSONAL

- ▶ Earned a bachelor's degree in human performance management
- ▶ An all-state and all-region honoree at Stansbury (UT) High School ... His given name is Isosua (pronounced yo-SUE-uh) ... Is the son of Amerika and Christy Opeta and has a twin brother, Isaia, and a sister, Malia

TRANSACTIONS

- ▶ **2019** - Signed by PHI as UDFA ... **8/31/19** - Waived by PHI ... **9/1/19** - Signed by PHI to practice squad ... **12/3/19** - Signed by PHI to active roster from practice squad ... **9/5/20** - Waived by PHI ... **9/6/20** - Signed by PHI to practice squad ... **9/12/20** - Elevated by PHI from practice squad for Week 1 at Washington ... **9/15/20** - Signed by PHI from practice squad to active roster ... **11/28/20** - Placed on Reserve/Injured ... **8/31/21** - Waived by PHI ... **9/1/21** - Signed by PHI to practice squad ... **9/27/21** - Elevated by PHI from practice squad for Week 3 at Dallas ... **9/29/21** - Signed by PHI from practice squad to active roster ... **10/5/21** - Placed on Reserve/COVID-19 ... **10/18/21** - Activated from Reserve/COVID-19



ZACH PASCAL
WIDE RECEIVER | 3



Height: 6-2 Weight: 215 DOB: Dec. 18, 1994 (Age 28)
NFL Experience: 5th Year (1st with Eagles) Draft: UDFA-17 by WAS Acquired: FA-Ind-22
College: Old Dominion Hometown (HS): Upper Marlboro, MD (Wise)

CAREER STATISTICS									
			RECEIVING					OFF SNAPS	
Year	Team	GP/S	Rec	Yds	Avg	Lg	TD	No	Pct
2018	Indianapolis	16/4	27	268	9.9	28	2	527	46%
2019	Indianapolis	16/13	41	607	14.8	37	5	799	74%
2020	Indianapolis	16/14	44	629	14.3	42t	5	834	76%
2021	Indianapolis	16/13	38	384	10.1	41	3	872	84%
2022	Philadelphia	15/1	15	150	10.0	34t	1	299	29%
Totals		79/45	165	2,038	12.4	42t	16	---	---
PLAYOFFS									
2018	Indianapolis	2/1	2	13	6.5	7	0	72	56%
2020	Indianapolis	1/0	3	37	12.3	17	1	73	92%
Totals		3/1	5	50	10.0	17	1	---	---
ADDITIONAL STATISTICS									
Fumbles/Lost: 1/1 - 2021 (1/1) Fumble Recoveries: 1 - 2019 (1)									
Rushing: 7-47-2 - 2018 (2-10-1), 2019 (2-16-1), 2021 (2-21), 2022 (1-0)									
Postseason Rushing: 1-14 - 2018 (1-14) Special Teams Tackles: 13 - 2018 (2), 2019 (5), 2022 (6)									
Kickoff Returns: 26-597 - 2018 (14-297), 2019 (10-263), 2020 (1-23), 2021 (1-14)									
Postseason Kickoff Returns: 4-82 - 2018 (3-69), 2020 (1-13)									

CAREER HIGHS		
Receptions	7	12/1/19 vs. Ten.
Receiving Yards	109	12/1/19 vs. Ten.
Receiving Long	42t	12/27/20 at Pit.
Receiving TDs	2	3x, last: 9/12/21 vs. Sea.



BIRDSEED

- ▶ Helped inspire **Nick Sirianni's** "Dawg Mentality" message ... Sirianni saw him wearing a t-shirt with a graphic that read "Dawg Culture" and suggested that the entire Colts team get hoodies ... The brand was started by Stage 4 Hodgkin's Lymphoma survivor Mike Hill, who created the concept through his battle and still preaches it to this day
- ▶ Has supported the American Cancer Society and Gun Violence Survivors Foundation through the NFL's *My Cause My Cleats* initiative
- ▶ Became an NFL *Crucial Catch* ambassador after being galvanized by former Colts teammate **Rigoberto Sanchez's** battle with cancer
- ▶ Plays catch with fans on the sidelines during pregame, called "Passes with Pascal" ... Desire to do so goes back to seeing former Giants WR **Victor Cruz** play catch with fans at the first NFL game he attended

2022 SEASON - EAGLES

- ▶ Hauled in his first TD as an Eagle on a 34-yard pass from **Jalen Hurts** ... Finished with 2 catches for 57 yards and 1 TD in the 35-13 win over Pit. (10/30/22)

2021 SEASON - COLTS

- ▶ Tallied 384 yards and 3 TDs on 38 receptions (10.1 avg.)
- ▶ Recorded 38 yards and 1 TD on 5 catches vs. LAR (9/19/21) ... Posted TDs in back-to-back games for the second time in his career
- ▶ Caught a career-high-tying 2 TDs vs. Sea. (9/12/21)

2020 SEASON - COLTS

- ▶ Registered career highs in receptions (44) and receiving yards (629) ... Also hauled in 5 TD passes, which tied his career high
- ▶ Logged a team-high 64 yards on 3 catches at Pit. (12/27/20) ... Caught a career-long, 42-yard TD pass from QB **Philip Rivers**, which marked the first time in his career that he posted TDs in consecutive games
- ▶ Tied his career high with 2 TDs and produced a team-high 79 yards on 5 receptions in the 27-20 victory vs. Hou. (12/20/20)

2019 SEASON - COLTS

- ▶ Totaled a team-high 607 yards and career-high 5 TDs on 41 catches ... Also averaged a career-high 14.8 yards per reception
- ▶ Set career highs in receptions (7) and yards (109) vs. Ten. (12/1/19)
- ▶ Recorded 106 yards and a career-high 2 TDs vs. Hou. (10/20/19)

2018 SEASON - COLTS

- ▶ Registered 268 yards and 2 TDs on 27 receptions
- ▶ Caught his first career TD and added 56 yards vs. Hou. (9/30/18)

COLLEGE HIGHLIGHTS

- ▶ Played in 49 career games (41 starts) at Old Dominion and finished as the program's all-time leader in receptions (233) ... Also ranked 2nd in school history in receiving yards (3,913) and T-2nd in TDs (30)
- ▶ Earned second-team All-Conference USA honors after posting a career-high 9 TDs with 946 yards on 65 receptions as a senior ... Also rushed for 145 yards and returned 12 kickoffs for 315 yards

2022 GAME-BY-GAME STATISTICS (PHI)

Date	Opp		GP/S	Rec	Yds	Avg	Lg	TD	Snaps	Pct
Sep. 11	at Det	W	1/0	1	7	7.0	7	0	17	22%
Sep. 19	Min	W	1/0	2	14	7.0	8	0	31	42%
Sep. 25	at Was	W	1/0	3	18	6.0	13	0	30	43%
Oct. 2	Jax	W	1/0	0	0	---	--	0	20	24%
Oct. 9	at Ari	W	1/0	0	0	---	--	0	13	18%
Oct. 16	Dal	W	1/0	0	0	---	--	0	9	13%
Oct. 30	Pit	W	1/0	2	57	28.5	34t	1	23	40%
Nov. 3	at Hou	W	1/0	1	8	8.0	8	0	20	31%
Nov. 14	Was	L	1/1	1	10	10.0	10	0	21	42%
Nov. 20	at Ind	W	1/0	1	9	9.0	9	0	29	43%
Nov. 27	GB	W	1/0	0	0	---	--	0	9	11%
Dec. 4	Ten	W	1/0	2	16	8.0	11	0	28	38%
Dec. 11	at NYG	W	1/0	1	5	5.0	5	0	19	28%
Dec. 18	at Chi	W	1/0	0	0	---	--	0	18	25%
Dec. 24	at Dal	L	1/0	1	6	6.0	6	0	12	17%
Jan. 1	NO									
Jan. 8	NYG									
Totals			15/1	15	150	10.0	34t	1	299	29%

2021 GAME-BY-GAME STATISTICS (IND)

Date	Opp		GP/S	Rec	Yds	Avg	Lg	TD	Snaps	Pct
Sep 12	Sea	L	1/1	4	43	10.8	16	2	69	91%
Sep 19	LAR	L	1/1	5	38	7.6	9	1	61	91%
Sep 26	at Ten	L	1/1	2	31	15.5	27	0	54	89%
Oct 3	at Mia	W	1/1	4	44	11.0	41	0	58	82%
Oct 11	at Bal	L	1/1	3	48	16.0	31	0	59	86%
Oct 17	Hou	W	1/1	0	0	---	--	0	41	85%
Oct 24	at SF	W	1/1	3	14	4.7	13	0	57	84%
Oct 31	Ten	L	1/1	5	43	8.6	11	0	75	94%
Nov 4	NYJ	W	1/1	4	58	14.5	31	0	52	84%
Nov 14	Jax	W	1/1	2	9	4.5	12	0	57	89%
Nov 21	at Buf	W	1/1	0	0	---	--	0	54	78%
Nov 28	TB	L	1/1	2	12	6.0	9	0	64	93%
Dec 5	at Hou	W	1/0	1	6	6.0	6	0	54	75%
Dec 18	NE	W	1/0	1	23	23.0	23	0	34	65%
Dec 25	at Ari	W	0/0	RESERVE/COVID-19						
Jan 2	LV	L	1/0	1	8	8.0	8	0	34	59%
Jan 9	at Jax	L	1/1	1	7	7.0	7	0	49	56%
Totals			16/13	38	384	10.1	41	3	872	84%

Hobbies: Watch Netflix and YouTube and play *Fortnite* ... **Pregame ritual:** Always prays in the endzone and hits a couple dance moves ... **Pets:** Has three dogs ... **Favorite food:** Chipotle ... **Favorite artist:** Lightshow ... **Favorite vacation spot:** Cancun, Mexico ... **Favorite TV show:** *2 Fast 2 Furious* ... **Favorite athlete growing up:** LeBron James ... **Hidden talents:** Can play the drums, sing and dance ... **Pet peeves:** Ignorance ... **Biggest inspiration:** His godbrother, Kareem ... **Best advice he has gotten:** Control what you can control



MULTI-TOUCHDOWN GAMES (3)

Date	Opponent	TD
9/12/21	vs. Seattle Seahawks (L, 16-28)	2
12/20/20	vs. Houston Texans (W, 27-20)	2
10/20/19	vs. Houston Texans (W, 30-23)	2

100+ YARD RECEIVING GAMES (2)

Date	Opponent	Yds
12/1/19	vs. Tennessee Titans (L, 17-31)	109
10/20/19	vs. Houston Texans (W, 30-23)	106

- Established a school single-season record in all-purpose yards (1,549) as a junior in 2016, garnering second-team all-conference recognition ... Totaled career highs in receptions (68) and receiving yards (970) with 8 TDs ... Added 165 rushing yards and 414 return yards

PERSONAL

- Prepped at Wise (MD) High School ... Named first-team all-county and third-team all-state after posting 500 yards and 8 TDs on 21 catches during his senior season ... Helped his school to a 12-2 record while reaching the 4A state championship game as a junior
- Is the son of Royan and Deslyn Pascal ... Has one brother, Donnell, and one sister, Zoe ... Majored in sport management

TRANSACTIONS

- **2017** - Signed by WAS as UDFA ... **9/2/17** - Waived by WAS ... **9/4/17** - Signed by TEN to practice squad ... **9/20/17** - Signed by TEN to active roster from practice squad ... **9/23/17** - Waived by TEN ... **9/24/17** - Signed by TEN to practice squad ... **1/15/18** - Signed by TEN to reserve/future contract ... **6/14/18** - Waived by TEN ... **6/15/18** - Claimed off waivers by IND ... **12/30/19** - Signed by IND to 1-year contract extension ... **4/19/20** - Agreed to terms with IND on 1-year contract ... **3/21/22** - Agreed to terms with PHI on 1-year contract

2020 GAME-BY-GAME STATISTICS (IND)										
Date	Opp		GP/S	Rec	Yds	Avg	Lg	TD	Snaps	Pct
Sep 13	at Jax	L	1/1	2	18	9.0	12	0	46	62%
Sep 20	Min	W	1/1	3	19	6.3	14	1	59	81%
Sep 27	NYJ	W	1/1	2	34	17.0	20	0	55	93%
Oct 4	at Chi	W	1/1	3	58	19.3	36	0	54	75%
Oct 11	at Cle	L	1/1	2	15	7.5	14	0	51	91%
Oct 18	Cin	W	1/1	4	54	13.5	22	1	58	92%
Nov 1	at Det	W	1/1	3	44	14.7	20	0	58	75%
Nov 8	Bal	L	1/1	5	55	11.0	20	0	42	61%
Nov 12	at Ten	W	1/1	4	33	8.3	18	0	47	67%
Nov 22	GB	W	1/1	3	54	18.0	20	0	51	61%
Nov 29	Ten	L	1/1	1	23	23.0	23	0	53	72%
Dec 6	at Hou	W	1/0	1	11	11.0	11	0	55	80%
Dec 13	at LV	W	1/1	1	27	27.0	27	0	41	67%
Dec 20	Hou	W	1/0	5	79	15.8	26	2	47	85%
Dec 27	at Pit	L	1/1	3	64	21.3	42t	1	61	88%
Jan 3	Jax	W	1/1	2	41	20.5	25	0	56	84%
Totals			16/14	44	629	14.3	42t	5	834	76%
PLAYOFFS										
Jan 9	at Buf	L	1/0	3	37	12.3	17	1	73	92%
Totals			1/0	3	37	12.3	17	1	73	92%

2018 GAME-BY-GAME STATISTICS (IND)										
Date	Opp		GP/S	Rec	Yds	Avg	Lg	TD	Snaps	Pct
Sep 9	Cin	L	1/0	1	18	18.0	18	0	10	12%
Sep 16	at Was	W	1/0	0	0	---	--	0	18	30%
Sep 23	at Phi	L	1/0	1	3	3.0	3	0	6	10%
Sep 30	Hou	L	1/0	6	56	9.3	18	1	45	49%
Oct 4	at NE	L	1/1	1	12	12.0	12	0	64	77%
Oct 14	at NYJ	L	1/1	5	35	7.0	15	0	61	88%
Oct 21	Buf	W	1/0	0	0	---	--	0	41	62%
Oct 28	at Oak	W	1/0	1	-4	-4.0	-4	0	28	36%
Nov 11	Jax	W	1/0	0	0	---	--	0	15	27%
Nov 18	Ten	W	1/0	1	11	11.0	11	0	24	39%
Nov 25	Mia	W	1/0	0	0	---	--	0	11	16%
Dec 2	at Jax	L	1/0	1	16	16.0	16	0	42	55%
Dec 9	at Hou	W	1/0	5	68	13.6	28	1	35	52%
Dec 16	Dal	W	1/0	1	12	12.0	12	0	49	68%
Dec 23	NYG	W	1/1	4	41	10.3	15	0	35	52%
Dec 30	at Ten	W	1/1	0	0	---	--	0	43	54%
Totals			16/4	27	268	9.9	28	2	527	46%
PLAYOFFS										
Jan 5	at Hou	W	1/0	1	6	6.0	6	0	33	45%
Jan 12	at KC	L	1/1	1	7	7.0	7	0	39	70%
Totals			2/1	2	13	6.5	7	0	72	56%

2019 GAME-BY-GAME STATISTICS (IND)										
Date	Opp		GP/S	Rec	Yds	Avg	Lg	TD	Snaps	Pct
Sep 8	at LAC	L	1/1	0	0	---	--	0	23	37%
Sep 15	at Ten	W	1/1	0	0	---	--	0	31	44%
Sep 22	Atl	W	1/1	2	53	26.5	35	1	30	45%
Sep 29	Oak	L	1/0	4	72	18.0	28	0	53	69%
Oct 6	at KC	W	1/1	1	8	8.0	8	0	44	54%
Oct 20	Hou	W	1/0	6	106	17.7	34	2	34	47%
Oct 27	Den	W	1/1	1	6	6.0	6	0	59	92%
Nov 3	at Plt	L	1/1	5	76	15.2	19	1	66	94%
Nov 10	Mia	L	1/1	2	26	13.0	23	0	68	99%
Nov 17	Jax	W	1/1	2	17	8.5	14	0	64	97%
Nov 21	at Hou	L	1/1	0	0	---	--	0	59	87%
Dec 1	Ten	L	1/1	7	109	15.6	26	0	70	100%
Dec 8	at TB	L	1/1	5	74	14.8	37	1	63	100%
Dec 16	at NO	L	1/0	4	44	11.0	24	0	45	80%
Dec 22	Car	W	1/1	1	6	6.0	6	0	50	78%
Dec 29	at Jax	L	1/1	1	10	10.0	10	0	40	71%
Totals			16/13	41	607	14.8	37	5	799	74%





ROBERT QUINN (IR)
DEFENSIVE END | 98



Height: 6-4 Weight: 245 DOB: May 18, 1990 (Age 32)
NFL Experience: 12th Year (1st with Eagles) Draft: D1-11 (14th overall) by STL Acquired: T-CHI-22
College: North Carolina Hometown (HS): North Charleston, South Carolina (Fort Dorchester)

PRO BOWL: 2013, '14, '22 ALL-PRO: 2021

CAREER STATISTICS																		
			TACKLES				PASS RUSH			INTERCEPTIONS					FUMBLES		DEF SNAPS	
Year	Team	GP/S	Total	Solo	Asst	TFL	Sacks	QBH	QBP	Int	Yds	Lg	TD	PD	FF	FR	No	Pct
2011	St. Louis	15/1	22	19	3	5	5.0	12	N/A	0	0	--	0	2	0	0	N/A	N/A
2012	St. Louis	16/14	29	24	5	11	10.5	17	N/A	0	0	--	0	2	1	0	825	77%
2013	St. Louis	16/16	57	50	7	23	19.0	34	N/A	0	0	--	0	1	7	2	831	78%
2014	St. Louis	16/16	46	39	7	13	10.5	20	N/A	0	0	--	0	6	5	0	788	75%
2015	St. Louis	8/7	21	13	8	5	5.0	7	N/A	0	0	--	0	3	3	0	336	29%
2016	L.A. Rams	9/8	10	8	2	2	4.0	6	21	0	0	--	0	2	2	0	370	34%
2017	L.A. Rams	15/14	32	21	11	9	8.5	12	51	0	0	--	0	1	2	0	631	59%
2018	Miami	16/16	38	25	13	9	6.5	15	36	0	0	--	0	0	2	0	635	58%
2019	Dallas	14/14	34	26	8	13	11.5	22	49	0	0	--	0	3	2	0	647	60%
2020	Chicago	15/13	20	14	6	0	2.0	6	38	0	0	--	0	0	3	1	548	51%
2021	Chicago	16/16	49	38	11	17	18.5	22	57	0	0	--	0	0	4	0	755	71%
2022	Chicago	7/7	8	6	2	2	1.0	3	18	0	0	--	0	0	0	0	304	68%
	Philadelphia	5/0	2	2	0	0	0.0	2	5	0	0	--	0	0	0	0	70	7%
	Totals	11/7	10	8	2	2	1.0	5	23	0	0	--	0	0	0	0	---	---
Totals		168/142	368	285	83	109	102.0	177	---	0	0	--	0	20	31	3	---	---
PLAYOFFS																		
2017	L.A. Rams	1/1	3	3	0	2	1.0	1	2	0	0	--	0	0	0	0	67	92%
2020	Chicago	1/1	3	3	0	0	0.0	1	3	0	0	--	0	0	0	0	48	62%
Totals		2/2	6	6	0	2	1.0	2	5	0	0	--	0	0	0	0	---	---
STATISTICS																		
Fumble Recovery TDs: 1 - 2013 (1) Blocked Punts: 1 - 2011 (1)																		

CAREER HIGHS		
Tackles	6	3x, last: 10/11/15 at GB
Sacks	3.5	11/21/21 vs. Bal.
INTs	--	---
PDs	3	11/16/14 vs. Den.
FFs	2	2x, last 11/30/14 vs. Oak.
FRs	1	3x, last: 10/8/20 vs. Bal.



- CAREER HIGHLIGHTS
 - ▶ Has earned three career **Pro Bowl** appearances (2013, '14, '22)
 - ▶ Named the 2013 PFWA **Defensive Player of the Year** after recording 19.0 sacks with the Rams
 - ▶ Holds the all-time single-season sack record for the Bears after notching 18.5 sacks in 2021 ... Named to the PFWA **All-NFC Team** and AP **All-Pro** second team
- 2022 SEASON - EAGLES
 - ▶
- 2021 SEASON - BEARS
 - ▶ Set the Bears single-season sack record with 18.5 sacks, along with 49 tackles, 17 TFL and 4 FFs
 - ▶ Named **NFC Defensive Player of the Month** in November after registering 14 tackles, 5.5 sacks, 5 TFLs and 2 FFs
 - ▶ Selected to third career **Pro Bowl** and named to PFWA **All-NFC Team** and AP **All-Pro** second team

2022 GAME-BY-GAME STATISTICS (CHI/PHI)												
Date	Opp		GP/S	Tot	Solo	Sk	Int	PD	FF	FR	Snaps	Pct
Sep 11	SF	W	1/1	2	1	0.0	0	0	0	0	49	72%
Sep 18	at GB	L	1/1	2	2	1.0	0	0	0	0	52	76%
Sep 25	Hou	W	1/1	1	1	0.0	0	0	0	0	42	71%
Oct 2	at NYG	L	1/1	1	0	0.0	0	0	0	0	43	66%
Oct 9	at Min	L	1/1	0	0	0.0	0	0	0	0	50	63%
Oct 13	Was	L	1/1	1	1	0.0	0	0	0	0	36	63%
Oct 24	at NE	W	1/1	1	1	0.0	0	0	0	0	32	62%
ACQUIRED BY EAGLES FROM CHICAGO (10/26/22)												
Oct 30	Pit	W	1/0	0	0	0.0	0	0	0	0	20	26%
Nov 3	at Hou	W	1/0	0	0	0.0	0	0	0	0	7	12%
Nov 14	Was	L	1/0	2	2	0.0	0	0	0	0	22	27%
Nov 20	at Ind	W	1/0	0	0	0.0	0	0	0	0	10	15%
Nov 27	GB	W	1/0	0	0	0.0	0	0	0	0	11	22%
Dec 4	Ten	W	0/0	INACTIVE								
Dec 11	at NYG	W	0/0	RESERVE/INJURED								
Dec 18	at Chi	W	0/0	RESERVE/INJURED								
Dec 24	at Dal	L	0/0	RESERVE/INJURED								
Jan 1	NO											
Jan 8	NYG											
Totals			12/7	10	8	1.0	0	0	0	0	---	---

DEFENSIVE TOUCHDOWNS (1)		
Date	Opponent	Type (Yds)
11/24/13	vs. Chicago Bears (W, 42-21)	Fumble (31)

2020 SEASON - BEARS

- ▶ Totaled 20 tackles, 3 FFs, 2.0 sacks and 1 FR over 15 appearances

2019 SEASON - COWBOYS

- ▶ Started 14 games, notching double-digit sacks for the fourth time in his career ... Finished with 34 tackles, 11.5 sacks, 3 PDs and 2 FFs
- ▶ Collected 2.0 sacks and 1 PD in a loss at NO (9/29/19)
- ▶ Recorded 2.0 sacks against the NYJ (10/13/19)

2018 SEASON - DOLPHINS

- ▶ Tallied 38 tackles, 6.5 sacks and 2 FFs in 16 starts
- ▶ Notched a season-high 1.5 sacks against GB (11/11/18)
- ▶ Earned a sack in 4 consecutive games from Week 13-16

2017 SEASON - RAMS

- ▶ Started 14 games and recorded 32 tackles, 8.5 sacks and 2 FFs
- ▶ Grabbed 2.0 sacks in the 32-16 win at Ari. (12/3/17)
- ▶ Totaled 2.0 sacks and 1 FF in the 42-7 win at Sea. (12/17/17)

2016 SEASON - RAMS

- ▶ Appeared in nine games, making eight starts, totaling 10 tackles, 4.0 sacks and 2 FFs

2015 SEASON - RAMS

- ▶ Saw action in eight games, making seven starts ... Finished with 5.0 sacks, 21 tackles and 3 FFs
- ▶ Recorded 2.0 sacks in the season opener at Sea. (9/13/15)

2021 GAME-BY-GAME STATISTICS (CHI)												
Date	Opp		GP/S	Tot	Solo	Sk	Int	PD	FF	FR	Snaps	Pct
Sep 12`	at LAR	L	1/1	1	0	0.5	0	0	0	0	33	63%
Sep 19	Cin	W	1/1	4	4	2.0	0	0	0	0	38	69%
Sep 26	at Cle	L	1/1	2	0	1.0	0	0	0	0	63	78%
Oct 3	Det	W	1/1	5	5	1.0	0	0	1	0	53	75%
Oct 10	at LV	W	1/1	3	3	0.0	0	0	0	0	48	72%
Oct 17	GB	L	1/1	4	3	1.0	0	0	0	0	47	80%
Oct 24	at TB	L	0/0	DID NOT PLAY								
Oct 31	SF	L	1/1	3	2	0.0	0	0	0	0	52	93%
Nov 8	at Pit	L	1/1	4	4	1.0	0	0	0	0	56	78%
Nov 21	Bal	L	1/1	5	4	3.5	0	0	1	0	61	75%
Nov 25	at Det	W	1/1	5	4	1.0	0	0	0	0	41	84%
Dec 5	Ari	L	1/1	3	3	1.0	0	0	0	0	40	75%
Dec 12	at GB	L	1/1	2	2	2.0	0	0	0	0	53	82%
Dec 20	Min	L	1/1	4	2	2.0	0	0	1	0	49	77%
Dec 26	at Sea	W	1/1	2	1	1.0	0	0	0	0	46	82%
Jan 2	NYG	W	1/1	1	1	1.0	0	0	1	0	42	75%
Jan 9	at Min	L	1/1	1	0	0.5	0	0	0	0	33	69%
Totals			16/16	49	38	18.5	0	0	4	0	755	71%

BLOCKED KICKS (1)		
Date	Opponent	Type
10/30/11	vs. New Orleans Saints (W, 31-21)	Punt



2020 GAME-BY-GAME STATISTICS (CHI)												
Date	Opp		GP/S	Tot	Solo	Sk	Int	PD	FF	FR	Snaps	Pct
Sep 13	at Det	W	0/0	INACTIVE								
Sep 20	NYG	W	1/0	1	1	1.0	0	0	1	0	25	38%
Sep 27	at Atl	W	1/0	0	0	0.0	0	0	0	0	32	47%
Oct 4	Ind	L	1/1	1	1	0.0	0	0	0	0	32	44%
Oct 8	TB	W	1/1	0	0	0.0	0	0	0	1	41	58%
Oct 18	at Car	W	1/1	1	0	0.0	0	0	0	0	30	44%
Oct 26	at LAR	L	1/1	2	1	0.0	0	0	1	0	31	43%
Nov 1	NO	L	1/1	2	2	0.0	0	0	0	0	38	51%
Nov 8	at Ten	L	1/1	2	1	0.0	0	0	0	0	41	75%
Nov 16	Min	L	1/1	0	0	0.0	0	0	0	0	38	51%
Nov 29	at GB	L	1/1	4	3	0.0	0	0	0	0	47	66%
Dec 6	Det	L	1/1	1	1	0.0	0	0	0	0	54	79%
Dec 13	Hou	W	1/1	0	0	0.0	0	0	0	0	39	59%
Dec 20	at Min	W	1/1	2	1	1.0	0	0	1	0	37	54%
Dec 27	at Jax	W	1/1	2	2	0.0	0	0	0	0	30	55%
Jan 3	GB	L	1/1	2	1	0.0	0	0	0	0	33	72%
Totals			15/15	20	14	2.0	0	0	3	1	548	51%
PLAYOFFS												
Jan 10	at NO	L	1/1	3	3	0.0	0	0	0	0	48	62%
Totals			1/1	3	3	0.0	0	0	0	0	48	62%

Date			Opponent		Sacks
11/21/21			vs. Baltimore Ravens (L, 16-13)		3.5
11/30/14			vs. Oakland Raiders (W, 52-0)		3.0
12/22/13			vs. Tampa Bay (W, 23-13)		3.0
10/28/13			vs. Seattle Seahawks (L, 14-9)		3.0
9/8/13			vs. Arizona Cardinals (W, 27-24)		3.0
10/4/12			vs. Arizona Cardinals (W, 17-3)		3.0
12/20/21			vs. Minnesota Vikings (L, 17-9)		2.0
12/12/21			at Green Bay Packers (L, 45-30)		2.0
9/19/21			vs. Cincinnati Bengals (W, 20-17)		2.0
10/13/19			at New York Jets (L, 24-22)		2.0
9/29/19			at New Orleans Saints (L,12-10)		2.0
12/17/17			at Seattle Seahawks (W, 42-7)		2.0
12/3/17			at Arizona Cardinals (W, 32-16)		2.0
9/13/15			vs. Seattle Seahawks (W, 34-31)		2.0
11/2/14			at San Francisco 49ers (W, 13-10)		2.0
10/26/14			at Kansas City Chiefs (L, 34-7)		2.0
12/15/13			vs. New Orleans Saints (W, 27-16)		2.0
11/10/13			at Indianapolis Colts (W, 38-8)		2.0
11/11/18			at Green Bay Packers (L, 31-12)		1.5
12/7/14			at Washington (W, 24-0)		1.5
11/11/12			at San Francisco 49ers (T, 24-24)		1.5

2019 GAME-BY-GAME STATISTICS (DAL)												
Date	Opp		GP/S	Tot	Solo	Sk	Int	PD	FF	FR	Snaps	Pct
Sep 8	NYG	W	0/0	SUSPENDED BY NFL								
Sep 15	at Was	W	0/0	SUSPENDED BY NFL								
Sep 22	Mia	W	1/1	3	3	1.0	0	0	0	0	44	63%
Sep 29	at NO	L	1/1	3	3	2.0	0	1	0	0	49	70%
Oct 6	GB	L	1/1	1	1	0.0	0	1	0	0	54	75%
Oct 13	at NYJ	L	1/1	2	2	2.0	0	0	0	0	45	75%
Oct 20	Phi	W	1/1	2	1	1.0	0	1	0	0	23	38%
Nov 4	at NYG	W	1/1	2	0	0.5	0	0	0	0	50	70%
Nov 10	Min	L	1/1	3	1	1.0	0	0	0	0	51	71%
Nov 17	at Det	W	1/1	3	3	1.0	0	0	0	0	47	76%
Nov 24	at NE	L	1/1	1	1	1.0	0	0	1	0	48	71%
Nov 28	Buf	L	1/1	0	0	0.0	0	0	0	0	48	73%
Dec 5	at Chi	L	1/1	5	4	0.0	0	0	0	0	46	66%
Dec 15	LAR	W	1/1	0	0	0.0	0	0	0	0	45	61%
Dec 22	at Phi	L	1/1	6	5	1.0	0	0	1	0	52	71%
Dec 29	Was	W	1/1	3	2	1.0	0	0	0	0	45	73%
Totals			14/14	34	26	11.5	0	3	2	0	647	60%

2014 SEASON - RAMS

- ▶ Made 16 starts for the second consecutive season and tallied 46 tackles, 10.5 sacks and 5 FFs
- ▶ Posted 3.0 sacks and 2 FFs in a 52-0 win against Oak. (11/30/14)
- ▶ Had consecutive 2.0 sacks and 1 FF performances games against KC (10/26/14) and SF (11/2/14)
- ▶ Selected to second career **Pro Bowl**

2013 SEASON - RAMS

- ▶ Started 16 games and totaled 57 tackles while also recording a franchise record 19.0 sacks
- ▶ Recorded 3.0 sacks in the season opener vs. Ari. (9/8/13)
- ▶ Scored his 1st TD of his NFL career on a 31-yard fumble return after strip-sacking Bears QB **Josh McCown** in a 42-21 win over Chi. (11/24/13)
- ▶ Posted 3.0 sacks in a 23-13 win over TB (12/22/13)
- ▶ Collected 2.0 sacks in wins over Ind. (11/10/13) and NO (12/15/13)
- ▶ Earned his first **Pro Bowl** selection and named to the PFWA **All-NFL team, Associated Press All-Pro** and PFWA **Defensive Player of the Year**

2012 SEASON - RAMS

- ▶ Played in 16 games, making 14 starts and recording 40 tackles and 10.5 sacks
- ▶ Tallied 3.0 sacks in the 17-3 win vs. Ari. (10/4/12)
- ▶ Registered 1.5 sacks against the 49ers (11/11/12)



2018 GAME-BY-GAME STATISTICS (MIA)												
Date	Opp		GP/S	Tot	Solo	Sk	Int	PD	FF	FR	Snap	Pct
Sep 9	Ten	W	1/1	4	1	0.0	0	0	0	0	41	59%
Sep 16	at NYJ	W	1/1	2	2	1.0	0	0	0	0	33	51%
Sep 23	Oak	W	1/1	3	2	0.0	0	0	0	0	54	71%
Sep 30	at NE	L	1/1	3	3	0.0	0	0	0	0	45	56%
Oct 7	at Cin	L	1/1	2	1	0.0	0	0	0	0	41	68%
Oct 14	Chi	W	1/1	4	2	0.0	0	0	1	0	50	71%
Oct 21	Det	L	1/1	2	1	0.0	0	0	0	0	37	58%
Oct 25	at Hou	L	1/1	1	1	0.0	0	0	0	0	31	51%
Nov 4	NYJ	W	1/1	1	1	0.0	0	0	0	0	40	61%
Nov 11	at GB	L	1/1	3	2	1.5	0	0	0	0	37	65%
Nov 25	at Ind	L	1/1	3	2	0.0	0	0	0	0	41	59%
Dec 2	at Buf	W	1/1	2	2	1.0	0	0	1	0	42	58%
Dec 9	NE	W	1/1	3	1	1.0	0	0	0	0	45	56%
Dec 16	at Min	L	1/1	2	2	1.0	0	0	0	0	40	58%
Dec 23	Jax	L	1/1	3	2	1.0	0	0	0	0	32	48%
Dec 30	at Buf	L	1/1	0	0	0.0	0	0	0	0	26	42%
Totals			16/16	38	25	6.5	0	0	2	0	635	58%

2011 SEASON - RAMS

- ▶ Saw action in 15 games during his rookie campaign, grabbing 23 tackles, 5.0 sacks and 1 FF
- ▶ Blocked his first career punt in a 31-21 win vs. NO (10/30/11)

COLLEGE HIGHLIGHTS

- ▶ Played collegiately at North Carolina where he started 25 games and collected 86 tackles, 13.0 sacks and 8 FFs
- ▶ Earned first-team All-ACC and second team All-American honors as a sophomore after recording 52 tackles, 11.0 sacks and 6 FFs

PERSONAL

- ▶ Attended Fort Dorchester (SC) High School, where he posted 54 tackles, 5 sacks, and 10 TFL ... Also was a three-time state heavyweight champion wrestler
- ▶ He and his wife, Christina have a son, Robert Jr. and a daughter, Chloe

TRANSACTIONS

- ▶ **2011** - Drafted by STL in 1st round (14th overall) ... **9/13/14** - Signed by STL to 4-year contract extension ... **12/17/15** - Placed on Reserve/Injured ... **12/15/16** - Placed on Reserve/Injured ... **3/14/18** - Acquired by MIA from LAR in exchange for two 2018 draft choices ... **3/29/19** - Acquired by DAL from MIA in exchange for 2020 6th-round draft choice ... **4/1/19** - Agreed to terms with DAL on 1-year contract ... **8/8/19** - Suspended 2 games by NFL for violating PEDs policy ... **3/18/20** - Signed by CHI to 4-year contract ... **10/19/21** - Placed on Reserve/COVID-19 ... **10/29/21** - Activated from Reserve/COVID-19 ... **10/26/22** - Acquired by PHI from CHI in exchange for 2023 fourth-round draft choice ... **12/6/22** - Placed on Reserve/Injured

2017 GAME-BY-GAME STATISTICS (LAR)												
Date	Opp		GP/S	Tot	Solo	Sk	Int	PD	FF	FR	Snap	Pct
Sep 10	Ind	W	1/1	2	2	1.0	0	0	0	0	25	50%
Sep 17	Was	L	1/1	2	1	0.5	0	0	0	0	45	63%
Sep 21	at SF	W	1/1	1	0	0.0	0	0	0	0	42	53%
Oct 1	at Dal	W	1/1	2	1	0.0	0	0	0	0	42	59%
Oct 8	Sea	L	1/1	3	2	1.0	0	0	0	0	43	63%
Oct 15	at Jax	W	1/1	2	2	0.0	0	1	0	0	49	71%
Oct 22	Ari	W	1/1	1	1	0.0	0	0	0	0	34	68%
Nov 5	at NYG	W	1/1	2	0	0.0	0	0	0	0	36	53%
Nov 12	Hou	W	0/0	INACTIVE								
Nov 19	at Min	L	1/1	4	3	0.0	0	0	0	0	58	74%
Nov 26	NO	W	1/1	5	3	1.0	0	0	1	0	46	81%
Dec 3	at Ari	W	1/1	3	3	2.0	0	0	0	0	50	78%
Dec 10	Phi	L	1/1	2	1	1.0	0	0	0	0	67	73%
Dec 17	at Sea	W	1/1	2	2	2.0	0	0	1	0	30	55%
Dec 24	at Ten	W	1/1	1	0	0.0	0	0	0	0	56	82%
Dec 31	SF	L	0/0	0	0	0.0	0	0	0	0	8	12%
Totals			15/14	32	21	8.5	0	1	2	0	631	59%
PLAYOFFS												
Jan 13	Atl	L	1/1	3	3	1.0	0	0	0	0	67	92%
Totals			1/1	3	3	1.0	0	0	0	0	67	92%





2016 GAME-BY-GAME STATISTICS (LAR)												
Date	Opp		GP/S	Tot	Solo	Sk	Int	PD	FF	FR	Snaps	Pct
Sep 12	at SF	L	1/1	2	2	0.0	0	0	0	0	51	63%
Sep 18	Sea	W	1/1	2	1	1.0	0	0	1	0	43	64%
Sep 25	at TB	W	1/1	3	3	1.0	0	0	1	0	58	64%
Oct 2	at Ari	W	1/1	0	0	0.0	0	0	0	0	39	51%
Oct 9	Buf	L	0/0	INACTIVE								
Oct 16	at Det	L	0/0	INACTIVE								
Oct 23	NYG	L	1/0	0	0	0.0	0	0	0	0	11	19%
Nov 6	Car	L	1/1	0	0	0.0	0	0	0	0	38	59%
Nov 13	at NYJ	W	1/1	1	0	0.0	0	2	0	0	49	82%
Nov 20	Mia	L	1/1	1	1	1.0	0	0	0	0	43	72%
Nov 27	at NO	L	1/1	1	1	1.0	0	0	0	0	38	51%
Dec 4	at NE	L	0/0	INACTIVE								
Dec 11	Atl	L	0/0	INACTIVE								
Dec 15	at Sea	L	0/0	RESERVE/INJURED								
Dec 24	at SF	L	0/0	RESERVE/INJURED								
Jan 1	Ari	L	0/0	RESERVE/INJURED								
Totals			9/8	10	8	4.0	0	2	2	0	370	34%

2015 GAME-BY-GAME STATISTICS (STL)												
Date	Opp		GP/S	Tot	Solo	Sk	Int	PD	FF	FR	Snaps	Pct
Sep 13	Sea	W	1/1	5	3	2.0	0	0	0	0	52	64%
Sep 20	at Was	L	1/1	4	2	0.0	0	0	1	0	58	81%
Sep 27	Pit	L	1/1	1	1	1.0	0	1	1	0	50	79%
Oct 4	at Ari	W	1/1	2	0	0.0	0	1	0	0	57	77%
Oct 11	at GB	L	1/1	6	4	1.0	0	0	1	0	39	63%
Oct 25	Cle	W	1/1	0	0	0.0	0	0	0	0	28	37%
Nov 1	SF	W	1/1	3	3	1.0	0	1	0	0	38	57%
Nov 8	at Min	L	0/0	INACTIVE								
Nov 15	Chi	L	1/0	0	0	0.0	0	0	0	0	14	22%
Nov 22	at Bal	L	0/0	INACTIVE								
Nov 29	at Cin	L	0/0	INACTIVE								
Dec 6	Ari	L	0/0	INACTIVE								
Dec 13	Det	W	0/0	INACTIVE								
Dec 17	TB	W	0/0	RESERVE/INJURED								
Dec 27	at Sea	W	0/0	RESERVE/INJURED								
Jan 3	at SF	L	0/0	RESERVE/INJURED								
Totals			8/7	21	13	5.0	0	3	3	0	336	29%

2014 GAME-BY-GAME STATISTICS (STL)												
Date	Opp		GP/S	Tot	Solo	Sk	Int	PD	FF	FR	Snaps	Pct
Sep 7	Min	L	1/1	2	2	0.0	0	0	0	0	45	76%
Sep 14	at TB	W	1/1	3	2	0.0	0	0	0	0	42	74%
Sep 21	Dal	L	1/1	2	2	0.0	0	0	0	0	43	77%
Oct 5	at Phi	L	1/1	2	2	0.0	0	0	0	0	51	70%
Oct 13	SF	L	1/1	3	3	0.0	0	0	0	0	51	76%
Oct 19	Sea	W	1/1	4	3	1.0	0	0	0	0	56	79%
Oct 26	at KC	L	1/1	5	5	2.0	0	0	1	0	48	73%
Nov 2	at SF	W	1/1	4	4	2.0	0	1	1	0	57	85%
Nov 9	at Ari	L	1/1	2	2	1.0	0	0	0	0	50	76%
Nov 16	Den	W	1/1	0	0	0.0	0	3	0	0	59	86%
Nov 23	at SD	L	1/1	0	0	0.0	0	1	0	0	46	73%
Nov 30	Oak	W	1/1	5	5	3.0	0	0	2	0	49	63%
Dec 7	at Was	W	1/1	5	3	1.5	0	1	1	0	47	84%
Dec 11	Ari	L	1/1	1	1	0.0	0	0	0	0	51	75%
Dec 21	NYG	L	1/1	5	5	0.0	0	0	0	0	51	72%
Dec 28	at Sea	L	1/1	1	0	0.0	0	0	0	0	42	68%
Totals			16/16	46	39	10.5	0	6	5	0	788	75%

2013 GAME-BY-GAME STATISTICS (STL)												
Date	Opp		GP/S	Tot	Solo	Sk	Int	PD	FF	FR	Snaps	Pct
Sep 8	Ari	W	1/1	3	3	3.0	0	0	2	0	52	73%
Sep 15	at Atl	L	1/1	4	4	1.0	0	0	0	0	52	81%
Sep 22	at Dal	L	1/1	4	3	0.0	0	0	1	0	49	79%
Sep 26	SF	L	1/1	2	2	1.0	0	0	0	0	56	81%
Oct 6	Jax	W	1/1	2	2	0.0	0	0	0	0	52	87%
Oct 13	at Hou	W	1/1	1	1	1.0	0	0	1	0	54	71%
Oct 20	at Car	L	1/1	3	3	1.0	0	0	0	0	47	80%
Oct 28	Sea	L	1/1	5	5	3.0	0	0	0	0	36	82%
Nov 3	Ten	L	1/1	3	2	0.0	0	0	0	0	49	79%
Nov 10	at Ind	W	1/1	4	3	2.0	0	0	1	0	56	76%
Nov 24	Chi	W	1/1	4	4	1.0	0	1	1	1	68	86%
Dec 1	at SF	L	1/1	3	3	0.0	0	0	0	0	51	76%
Dec 8	at Ari	L	1/1	3	2	0.0	0	0	0	0	52	76%
Dec 15	NO	W	1/1	5	5	2.0	0	0	1	1	64	74%
Dec 22	TB	W	1/1	6	6	3.0	0	0	0	0	45	76%
Dec 29	at Sea	L	1/1	5	2	1.0	0	0	0	0	48	74%
Totals			16/16	57	50	19.0	0	1	7	2	831	78%



2012 GAME-BY-GAME STATISTICS (STL)												
Date	Opp		GP/S	Tot	Solo	Sk	Int	PD	FF	FR	Snap	Pct
Sep 9	at Det	L	1/1	3	3	1.0	0	0	0	0	63	94%
Sep 16	Was	W	1/1	3	3	1.0	0	0	0	0	56	93%
Sep 23	at Chi	L	1/1	0	0	0.0	0	0	0	0	51	74%
Sep 30	Sea	W	1/1	3	3	1.0	0	0	0	0	53	87%
Oct 4	Ari	W	1/1	6	4	3.0	0	1	1	0	70	86%
Oct 14	at Mia	L	1/1	0	0	0.0	0	0	0	0	39	72%
Oct 21	GB	L	1/1	1	1	1.0	0	1	0	0	61	90%
Oct 28	NE	L	1/1	2	1	0.0	0	0	0	0	61	86%
Nov 11	at SF	T	1/1	4	3	1.5	0	0	0	0	58	88%
Nov 18	NYJ	L	1/1	1	1	0.0	0	0	0	0	44	68%
Nov 25	at Ari	W	1/1	0	0	0.0	0	0	0	0	64	81%
Dec 2	SF	W	1/0	0	0	0.0	0	0	0	0	21	27%
Dec 9	at Buf	W	1/1	2	2	1.0	0	0	0	0	46	79%
Dec 16	Min	L	1/0	1	1	0.0	0	0	0	0	35	59%
Dec 23	at TB	W	1/1	2	1	0.0	0	0	0	0	64	79%
Dec 30	at Sea	L	1/1	1	1	1.0	0	0	0	0	39	65%
Totals			16/14	29	24	10.5	0	2	1	0	825	77%

2011 GAME-BY-GAME STATISTICS (STL)												
Date	Opp		GP/S	Tot	Solo	Sk	Int	PD	FF	FR	Snap	Pct
Sep 11	Phi	L	0/0	INACTIVE								
Sep 19	at NYG	L	1/0	2	2	1.0	0	0	0	0	N/A	N/A
Sep 25	Bal	L	1/0	0	0	0.0	0	0	0	0	N/A	N/A
Oct 2	Was	L	1/0	1	1	0.0	0	0	1	0	N/A	N/A
Oct 16	at GB	L	1/0	1	1	0.0	0	0	0	0	N/A	N/A
Oct 23	at Dal	L	1/0	0	0	0.0	0	0	0	0	N/A	N/A
Oct 30	NO	W	1/0	2	2	1.0	0	0	0	0	N/A	N/A
Nov. 6	at Ari	L	1/0	3	3	1.0	0	0	0	0	N/A	N/A
Nov 13	at Cle	W	1/0	0	0	0.0	0	0	0	0	N/A	N/A
Nov 20	Sea	L	1/0	5	5	1.0	0	0	0	0	N/A	N/A
Nov 27	Ari	L	1/0	1	1	1.0	0	0	0	0	N/A	N/A
Dec 4	at SF	L	1/0	0	0	0.0	0	0	0	0	N/A	N/A
Dec 12	at Sea	L	1/0	2	1	0.0	0	1	0	0	N/A	N/A
Dec 18	Cin	L	1/1	1	1	0.0	0	1	0	0	N/A	N/A
Dec 24	at Pit	L	1/0	4	2	0.0	0	0	0	0	N/A	N/A
Jan 1	SF	L	1/0	1	0	0.0	0	0	0	0	N/A	N/A
Totals			15/1	22	19	5.0	0	2	1	0	N/A	N/A



HAASON REDDICK

LINEBACKER | 7



Height: 6-1 **Weight:** 240 **DOB:** Sept. 22, 1994 (Age 28)
NFL Experience: 6th Year (1st with Eagles) **Draft:** D1-17 (13th overall) by ARI **Acquired:** FA-Car-22
College: Temple **Hometown (HS):** Camden, NJ (Haddon Heights)

PRO BOWL: 2023

CAREER STATISTICS																		
			TACKLES				PASS RUSH			INTERCEPTIONS					FUMBLES		DEF SNAPS	
Year	Team	GP/S	Total	Solo	Asst	TFL	Sacks	QBH	QBP	Int	Yds	Lg	TD	PD	FF	FR	No	Pct
2017	Arizona	16/3	32	20	12	4	2.5	6	25	0	0	--	0	0	2	0	445	42%
2018	Arizona	16/12	80	53	27	8	4.0	6	14	0	0	--	0	5	1	0	846	76%
2019	Arizona	16/5	76	43	33	6	1.0	4	12	0	0	--	0	6	0	1	688	61%
2020	Arizona	16/11	62	43	19	15	12.5	16	50	0	0	--	0	4	6	0	874	79%
2021	Carolina	16/16	68	37	31	12	11.0	18	43	0	0	--	0	0	2	1	854	78%
2022	Philadelphia	15/15	43	31	12	9	14.0	21	53	0	0	--	0	3	5	3	702	72%
Totals		95/62	361	227	134	54	45.0	71	197	0	0	--	0	18	16	5	---	---
ADDITIONAL STATISTICS																		
Special Teams Tackles: 5 - 2017 (4), 2020 (1)																		

CAREER HIGHS		
Tackles	11	2x, last: 10/25/20 vs. Sea.
Sacks	5.0	12/13/20 at NYG
INTs	--	---
PDs	2	2x, last: 9/22/19 vs. Car.
FFs	3	12/13/20 at NYG
FRs	2	10/2/22 vs. Jax.

Nicknames: Family calls him Haas or Hammer ... **Hobbies:** Video games, fashion and helping in the community ... **Biggest inspiration:** His parents, members in the community and Kobe Bryant ... **Bucket list:** Run a successful non-profit ... **Desired talent:** Playing the piano ... **Favorite musicians:** Drake, Lil' Baby, Lil' Durk, Future, Brent Faiyaz, Chris Brown, Chris Stapleton, Michael Jackson and Sam Cooke ... **If he could play another sport, what position/team:** Striker in soccer or shooting guard for the Los Angeles Lakers ... **Favorite TV show:** Naruto: Shippuden ... **Favorite sports moment:** Getting drafted in Philadelphia, his 5 sack game against the Giants and signing with the Eagles



- CAREER HIGHLIGHTS
 - Earned first career **Pro Bowl** honor after leading the Eagles in sacks (12.0) and producing 4 FFs and 3 FRs
- BIRDSEED
 - An incredible 'underdog' story, went from being a no-star recruit, to a college walk-on, to an eventual first-round pick in the NFL ... Overcame multiple leg injuries that limited him to just four games as a junior and senior at Haddon Heights (NJ) High School by earning a spot on Temple's roster ... His mother, Raelakia, took out a loan to purchase a meal plan that allowed him to eat with his teammates in college
 - Donated \$15,000 worth of toys to more than 200 families in Camden, NJ, in December 2021 ... Received a key to the city for his community service efforts, including hosting youth football camps
 - Represents the American Cancer Society through *My Cause My Cleats* to honor his grandmother, who is a breast cancer survivor ... Also has supported Everytown for Gun Safety through MCMC, which is an organization that builds awareness and teaches people about the issues of gun violence in America
 - Is a partial owner of R7 Energy ... The company aims to create cleaner and more natural alternative energy drinks for athletes to consume to help fuel their everyday performance without harmful additives

- NOTES TO KNOW
 - Leads the Eagles defense with 14.0 sacks this season, which also ranks 3rd best in the league
 - Totaled the 3rd-most sacks (37.5) in the NFL dating back to the 2020 campaign, trailing only **T.J. Watt** (41.5) and **Myles Garrett** (41.5)
 - Owens the most FFs (13) since 2020 and is tied with **Alex Highsmith** for the most FFs (5) this season
 - Is the first player in NFL history to post 10.0+ sacks in three straight years with three different teams (10.0 with Philadelphia in 2022; 11.0 with Carolina in 2021; 12.5 with Arizona in 2020)

2022 GAME-BY-GAME STATISTICS (PHI)												
Date	Opp		GP/S	Tot	Solo	Sk	Int	PD	FF	FR	Snaps	Pct
Sep 11	at Det	W	1/1	2	1	0.0	0	0	0	0	47	68%
Sep 19	Min	W	1/1	2	2	0.0	0	1	0	0	41	67%
Sep 25	at Was	W	1/1	4	2	1.5	0	0	1	0	43	56%
Oct 2	Jax	W	1/1	4	4	2.0	0	0	2	2	39	83%
Oct 9	at Ari	W	1/1	1	1	1.0	0	0	0	0	48	70%
Oct 16	Dal	W	1/1	1	1	0.0	0	0	0	0	49	73%
Oct 30	Pit	W	1/1	2	1	1.0	0	0	0	0	48	63%
Nov 3	at Hou	W	1/1	2	1	0.0	0	1	0	0	41	68%
Nov 14	Was	L	1/1	5	4	1.0	0	0	0	0	58	70%
Nov 20	at Ind	W	1/1	4	3	1.0	0	0	0	0	50	77%
Nov 27	GB	W	1/1	4	3	0.5	0	0	0	0	37	76%
Dec 4	Ten	W	1/1	2	0	1.0	0	0	0	0	43	78%
Dec 11	at NYG	W	1/1	2	1	1.0	0	0	0	0	55	86%
Dec 18	at Chi	W	1/1	4	3	2.0	0	1	1	1	44	75%
Dec 24	at Dal	L	1/1	4	4	2.0	0	0	1	0	59	81%
Jan 1	NO											
Jan 8	NYG											
Totals			15/15	43	31	14.0	0	3	5	3	702	72%

2022 SEASON - EAGLES

- Registered 4 tackles, 2.0 sacks, 1 QB hits and 1 FF in the game at Dal. (12/24/22) ... In the fourth quarter, brought down Cowboys QB **Dak Prescott** two times in a span of four plays
- Produced 4 total tackles, 2.0 sacks, 2 QB hits, 1 TFL, 1 PD, 1 FF and 1 FR in the 25-20 win at Chi. (12/18/22) ... Sacked Bears QB **Justin Fields** twice in the second quarter, including a strip-sack that resulted in a 17-yard loss
- Notched 2 tackles, 1 TFL, 1 QB hit and 1.0 sack in the 48-22 win at NYG (12/11/22) ... Sacked Giants QB **Daniel Jones** on the opening drive to force a punt
- Finished with 4 QB hits, 2 tackles and 1.0 sack in the 35-10 win vs. Ten. (12/4/22) ... Combined with **Josh Sweat** twice to sack Titans QB **Ryan Tannehill**
- Forced Indianapolis to settle for a FG late in the fourth quarter after sacking Colts QB **Matt Ryan** on third down ... Finished with 3 tackles, 2 QB hits, 1 TFL and 1.0 sack in the 17-16 win at Ind. (11/20/22)
- Contributed to the Eagles 6.0 sack performance by bringing down Steelers QB **Kenny Pickett** on the first possession of the game ... Finished with 2 tackles, 1.0 sack, 1 QB hit and 1 TFL in a 35-13 win over Pit. (10/30/22)
- Added a sack to his season total (4.5) in a win over Ari. (10/9/22) ... Brought down Cardinals QB **Kyler Murray** on third down to force an Arizona punt in the second half
- Tabbed as the **NFC Defensive Player of the Week** ... Recorded 4 tackles, 2.0 sacks, 2 FFs and 2 FRs in a 29-21 win over Jax. (10/2/22) ... Recovered a fumble in the second quarter that set up a touchdown for the Eagles ... Both forced fumbles were strip-sacks on Jaguars QB **Trevor Lawrence** that occurred in the fourth quarter, including a recovery made by **Javon Hargrave** that closed out the game
- Combined for 6 pressures, 4 tackles (2 solo), 2 QB hits, 1.5 sacks and 1 FF in the 24-8 victory at Was. (9/25/22) ... Contributed to the Eagles' 9.0-sack performance (T-4th-most in franchise history) ... Strip-sacked Commanders QB **Carson Wentz** in the second quarter

2021 GAME-BY-GAME STATISTICS (CAR)												
Date	Opp		GP/S	Tot	Solo	Sk	Int	PD	FF	FR	Snaps	Pct
Sep 12	NYJ	W	1/1	4	3	1.5	0	0	1	0	49	75%
Sep 19	NO	W	1/1	3	1	1.5	0	0	0	0	35	80%
Sep 23	at Hou	W	1/1	3	2	1.5	0	0	0	0	46	84%
Oct 3	at Dal	L	1/1	3	2	0.0	0	0	0	0	47	77%
Oct 10	Phi	L	1/1	8	6	2.0	0	0	0	0	56	84%
Oct 17	Min	L	1/1	8	6	0.0	0	0	0	1	84	94%
Oct 24	at NYG	L	1/1	5	1	0.0	0	0	0	0	59	82%
Oct 31	at Atl	W	1/1	4	3	1.0	0	0	0	0	49	92%
Nov 7	NE	L	1/1	3	1	0.5	0	0	0	0	50	81%
Nov 14	at Ari	W	1/1	4	2	1.5	0	0	1	0	43	78%
Nov 21	Was	L	1/1	5	4	1.0	0	0	0	0	55	82%
Nov 28	at Mia	L	1/1	5	2	0.0	0	0	0	0	46	62%
Dec 12	Atl	L	1/1	3	1	0.0	0	0	0	0	60	87%
Dec 19	at Buf	L	1/1	4	2	0.5	0	0	0	0	67	96%
Dec 26	TB	L	1/1	3	1	0.0	0	0	0	0	63	94%
Jan 2	at NO	L	0/0	RESERVE/COVID-19								
Jan 9	at TB	L	1/1	3	0	0.0	0	0	0	0	45	75%
Totals			16/16	68	37	11.0	0	0	2	1	854	78%

MULTI-SACK GAMES (12)		
Date	Opponent	Sacks
12/13/20	at New York Giants (W, 26-7)	5.0
12/24/22	at Dallas Cowboys (L, 34-40)	2.0
12/18/22	at Chicago Bears (W, 25-20)	2.0
10/2/22	vs. Jacksonville Jaguars (W, 29-21)	2.0
10/10/21	vs. Philadelphia Eagles (L, 18-21)	2.0
10/19/20	at Dallas Cowboys (W, 38-10)	2.0
9/25/22	at Washington Commanders (W, 24-8)	1.5
11/14/21	at Arizona Cardinals (W, 34-10)	1.5
9/23/21	at Houston Texans (W, 24-9)	1.5
9/19/21	vs. New Orleans Saints (W, 26-7)	1.5
9/12/21	vs. New York Jets (W, 19-14)	1.5
12/26/20	vs. San Francisco 49ers (L, 12-20)	1.5



2020 GAME-BY-GAME STATISTICS (ARI)

Date	Opp		GP/S	Tot	Solo	Sk	Int	PD	FF	FR	Snap	Pct
Sep 13	at SF	W	1/0	3	2	0.0	0	1	0	0	30	48%
Sep 20	Was	W	1/0	2	2	1.0	0	0	0	0	29	44%
Sep 27	Det	L	1/0	3	3	1.0	0	1	0	0	35	53%
Oct 4	at Car	L	1/0	1	1	0.0	0	0	0	0	44	58%
Oct 11	at NYJ	W	1/0	0	0	0.0	0	0	0	0	34	49%
Oct 19	at Dal	W	1/1	5	4	2.0	0	1	0	0	54	61%
Oct 25	Sea	W	1/1	11	5	1.0	0	0	0	0	79	94%
Nov 8	Mia	L	1/1	5	3	0.0	0	0	0	0	57	94%
Nov 15	Buf	W	1/1	4	3	0.0	0	0	0	0	73	100%
Nov 19	at Sea	L	1/1	5	3	0.0	0	0	0	0	66	100%
Nov 29	at NE	L	1/1	4	3	0.0	0	0	0	0	51	96%
Dec 6	LAR	L	1/1	2	2	0.0	0	1	0	0	72	88%
Dec 13	at NYG	W	1/1	5	5	5.0	0	0	3	0	47	96%
Dec 20	Phi	W	1/1	4	3	1.0	0	0	2	0	80	95%
Dec 26	SF	L	1/1	3	2	1.5	0	0	1	0	50	89%
Jan 3	at LAR	L	1/1	5	2	0.0	0	0	0	0	73	100%
Totals			16/11	62	43	12.5	0	4	6	0	874	79%

2021 SEASON - PANTHERS

- ▶ Led Carolina with 11.0 sacks (second straight season with double-digit sacks) and 18 QB hits ... Tied for the most sacks by any Panther since 2013 ... Added 68 tackles, 43 pressures, 12 TFLs, 2 FFs and 1 FR
- ▶ Opened the season with at least 1.5 sacks in four of the first five contests, including each of the first three ... Had a season-high 2.0 sacks against Eagles QB **Jalen Hurts** vs. Phi. (10/10/21)

2020 SEASON - CARDINALS

- ▶ Tied for the 4th-most sacks (career-high 12.5) in the NFL, behind **T.J. Watt** (15.0), **Trey Hendrickson** (13.5) and **Aaron Donald** (13.5) ... Ranked 3rd in TFLs (career-high 15), trailing only Watt (23) and **Roquan Smith** (18) ... His career-high 6 FFs ranked 2nd (**Marlon Humphrey** - 8) ... Also posted 62 tackles, 50 pressures (career high) and 16 QB hits
- ▶ Registered 2 FFs and 1.0 sack in the 33-26 win vs. Phi. (12/20/20)
- ▶ Named **NFC Defensive Player of the Week** after setting team records with 5.0 sacks and 3 FFs in the 26-7 win at NYG (12/13/20) ... Became the second NFL player since 2000 with 5.0 sacks and 3 FFs in a game since **Vonnie Holliday** on 12/22/02 vs. Buffalo with Green Bay ... Had 3.0 sacks against QB **Daniel Jones** and 2.0 against QB **Colt McCoy**
- ▶ Notched a career-high-tying 11 tackles and sacked Seahawks QB **Russell Wilson** in the 37-34, OT victory vs. Sea. (10/25/20)
- ▶ Sacked Cowboys QB **Andy Dalton** twice at Dal. (10/19/20)

2019 SEASON - CARDINALS

- ▶ Totaled 76 tackles, 12 pressures, 6 TFLs, 6 PDs (career high), 4 QB hits, 1.0 sack and 1 FR ... Marked his second straight 75+ tackle season
- ▶ Logged a season-high 10 tackles and 2 PDs vs. Car. (9/22/19)

2018 SEASON - CARDINALS

- ▶ Finished the season with a career-high 80 tackles along with 14 pressures, 8 TFLs, 6 QB hits, 5 PDs, 4.0 sacks and 1 FF
- ▶ Produced a career-high 11 tackles vs. Det. (12/9/18)

2017 SEASON - CARDINALS

- ▶ Recorded 32 tackles and added 25 pressures, 6 QB hits, 4 TFLs, 2.5 sacks and 2 FFs during his rookie campaign

2019 GAME-BY-GAME STATISTICS (ARI)

Date	Opp		GP/S	Tot	Solo	Sk	Int	PD	FF	FR	Snaps	Pct
Sep 8	Det	T	1/0	6	5	0.0	0	0	0	0	48	57%
Sep 15	at Bal	L	1/1	8	5	0.0	0	1	0	0	65	84%
Sep 22	Car	L	1/1	10	5	0.0	0	2	0	0	60	100%
Sep 29	Sea	L	1/1	9	4	1.0	0	0	0	0	62	100%
Oct 6	at Cin	W	1/1	6	2	0.0	0	1	0	0	66	100%
Oct 13	Atl	W	1/1	8	7	0.0	0	0	0	0	67	100%
Oct 20	at NYG	W	1/0	5	2	0.0	0	0	0	1	63	90%
Oct 27	at NO	L	1/0	5	4	0.0	0	0	0	0	34	46%
Oct 31	SF	L	1/0	2	1	0.0	0	0	0	0	30	43%
Nov 10	at TB	L	1/0	8	3	0.0	0	1	0	0	63	76%
Nov 17	at SF	L	1/0	1	0	0.0	0	1	0	0	33	45%
Dec 1	LAR	L	1/0	0	0	0.0	0	0	0	0	1	1%
Dec 8	Pit	L	1/0	0	0	0.0	0	0	0	0	5	8%
Dec 15	Cle	W	1/0	2	2	0.0	0	0	0	0	23	33%
Dec 22	at Sea	W	1/0	4	1	0.0	0	0	0	0	36	63%
Dec 29	at LAR	L	1/0	2	2	0.0	0	0	0	0	32	39%
Totals			16/5	76	43	1.0	0	6	0	1	688	61%

COLLEGE HIGHLIGHTS

- ▶ Started 32 of 46 games in four seasons at Temple (2013-16) ... Tallied 150 tackles, 46 TFLs (2nd-most in American Athletic Conference history), 18.0 sacks, 5 FFs, 4 PDs, 1 INT and 1 FR ... Awarded a single-digit jersey number (changed from 58 to 7), which is given to the toughest Temple players as voted by teammates, as a senior
- ▶ Earned first-team All-AAC honors and a Senior Bowl invite after combining for 65 tackles, an FBS-high and AAC season-record 22.5 TFLs, a team-high 10.5 sacks, 3 FFs, 1 INT and 1 FR in 14 starts
- ▶ Garnered all-conference honorable mention after posting 46 tackles, 12.5 TFLs, 5.0 sacks, 2 FFs and 1 PD as a junior

PERSONAL

- ▶ Is the son of Raelakia Reddick and Raymond Matthew
- ▶ Earned a bachelor's degree in criminal justice

TRANSACTIONS

- ▶ **2017** - Drafted by ARI in 1st round (13th overall) ... **3/18/21** - Signed by CAR to 1-year contract ... **12/29/21** - Placed on Reserve/COVID-19 ... **1/5/22** - Activated from Reserve/COVID-19 ... **3/16/22** - Agreed to terms with PHI on 3-year contract





2018 GAME-BY-GAME STATISTICS (ARI)												
Date	Opp		GP/S	Tot	Solo	Sk	Int	PD	FF	FR	Snaps	Pct
Sep 9	Was	L	1/0	4	3	0.0	0	0	0	0	14	18%
Sep 16	at LAR	L	1/0	1	0	0.0	0	0	0	0	3	4%
Sep 23	Chi	L	1/0	1	0	0.0	0	0	0	0	4	5%
Sep 30	Sea	L	1/0	1	1	1.0	0	0	0	0	9	14%
Oct 7	at SF	W	1/1	8	8	1.0	0	2	1	0	98	100%
Oct 14	at Min	L	1/1	7	1	0.0	0	1	0	0	71	100%
Oct 18	Den	L	1/1	4	3	0.0	0	0	0	0	59	100%
Oct 28	SF	W	1/1	2	2	0.0	0	1	0	0	66	100%
Nov 11	at KC	L	1/1	4	2	0.0	0	0	0	0	58	98%
Nov 18	Oak	L	1/1	3	0	0.0	0	0	0	0	61	90%
Nov 25	at LAC	L	1/1	8	3	0.0	0	0	0	0	69	100%
Dec 2	at GB	W	1/1	5	5	0.0	0	0	0	0	76	100%
Dec 9	Det	L	1/1	11	10	0.0	0	0	0	0	60	100%
Dec 16	at Atl	L	1/1	5	5	1.0	0	1	0	0	67	100%
Dec 23	LAR	L	1/1	9	6	1.0	0	0	0	0	68	100%
Dec 30	at Sea	L	1/1	7	4	0.0	0	0	0	0	63	100%
Totals			16/12	80	53	4.0	0	5	1	0	846	76%

2017 GAME-BY-GAME STATISTICS (ARI)												
Date	Opp		GP/S	Tot	Solo	Sk	Int	PD	FF	FR	Snaps	Pct
Sep 10	at Det	L	1/1	8	6	0.0	0	0	0	0	41	58%
Sep 17	at Ind	W	1/1	7	1	0.0	0	0	0	0	56	79%
Sep 25	Dal	L	1/1	1	1	0.0	0	0	0	0	39	83%
Oct 1	SF	W	1/0	2	2	0.0	0	0	0	0	48	57%
Oct 8	at Phi	L	1/0	2	2	0.0	0	0	0	0	31	46%
Oct 15	TB	W	1/0	1	1	0.0	0	0	0	0	36	51%
Oct 22	at LAR	L	1/0	1	1	0.0	0	0	0	0	31	39%
Nov 5	at SF	W	1/0	1	0	0.5	0	0	0	0	28	37%
Nov 9	Sea	L	1/0	1	1	1.0	0	0	1	0	21	33%
Nov 19	at Hou	L	1/0	1	0	0.0	0	0	0	0	15	21%
Nov 26	Jax	W	1/0	1	1	0.0	0	0	1	0	24	38%
Dec 3	LAR	L	1/0	1	1	0.0	0	0	0	0	8	14%
Dec 10	Ten	W	1/0	3	2	1.0	0	0	0	0	23	38%
Dec 17	at Was	L	1/0	1	0	0.0	0	0	0	0	13	25%
Dec 24	NYG	W	1/0	0	0	0.0	0	0	0	0	6	8%
Dec 31	at Sea	W	1/0	1	1	0.0	0	0	0	0	25	43%
Totals			16/3	32	20	2.5	0	0	2	0	445	42%





JANARIUS ROBINSON

DEFENSIVE END | 59



(pronounced juh-NARR-iss)

Height: 6-5 **Weight:** 258 **DOB:** May 4, 1998 (Age 24)
NFL Experience: 2nd Year (1st with Eagles) **Draft:** D4c-21 (134th overall) by MIN **Acquired:** PS-Min-22
College: Florida State **Hometown (HS):** Panama City, FL (Bay)

CAREER STATISTICS																		
			TACKLES				PASS RUSH			INTERCEPTIONS					FUMBLES		DEF SNAPS	
Year	Team	GP/S	Total	Solo	Asst	TFL	Sacks	QBH	QBP	Int	Yds	Lg	TD	PD	FF	FR	No	Pct
2022	Philadelphia	0/0	0	0	0	0	0.0	0	0	0	0	--	0	0	0	0	0	0%
Totals		0/0	0	0	0	0	0.0	0	0	0	0	--	0	0	0	0	---	---

CAREER HIGHS		
Tackles	--	---
Sacks	--	---
INTs	--	---
PDs	--	---
FFs	--	---
FRs	--	---



- BIRDSEED**
- ▶ Founded the Win Within Foundation in the spring of 2019 after the devastating impact of Hurricane Michael in his hometown of Panama City, FL ... The hurricane destroyed Robinson’s family’s home in 2018, and their new home was finished in 2020 ... While in college, he raised more than \$140,000 through a GoFundMe page for his community ... Win Within focuses on community service through football and cheer camps, school supply drives, leadership development and more ... In 2022, supported the Win Within Foundation through the NFL’s *My Cause My Cleats* initiative
 - ▶ Became the first member of his family to graduate college ... Earned a bachelor’s degree in sport management while at Florida State

2022 SEASON - EAGLES

▶

- COLLEGE HIGHLIGHTS**
- ▶ Played collegiately at Florida State (2017-20), where he recorded 104 tackles (55 solo), 20.5 TFLs, 8.0 sacks, 3 PDs, 2 FFs and 2 FRs in 42 career games ... Started all nine games as a senior in 2020, posting 26 tackles with 7 TFLs and 3.0 sacks (led team) ... Totaled 48 tackles, including 9 TFLs, and 3.0 sacks over 13 games (11 starts) in 2019

- PERSONAL**
- ▶ Attended Bay (FL) High School, earning four-star recruit recognition by all major outlets ... Racked up 7.0 sacks as a senior and led his team to the playoffs for the first time in a decade

- TRANSACTIONS**
- ▶ **2021** - Drafted by MIN in 4th round (134th overall) ... **8/23/21** - Placed on Reserve/Injured ... **8/30/22** - Waived by MIN ... **8/31/22** - Signed by MIN to practice squad ... **9/13/22** - Signed by PHI to active roster from MIN practice squad ... **10/15/22** - Placed on Reserve/Injured ... **12/6/22** - Activated from Reserve/Injured

Surprisingly good at: “I grew up in church playing the keyboard and drums. I can sing, but I don’t like to. My whole family is musically inclined. All of us do something, whether it’s singing or playing an instrument.” ... **Desired talent:** “Golf. When I go to Top Golf, I’m terrible.” ... **Hobbies:** “Video games, music and bowling. Bowling has become one of my favorite hobbies.” ... **Somewhere he’d like to visit:** Iceland ... **If he could play another sport:** Basketball on a team with LeBron James ... **Favorite TV show:** *Martin* ... **Favorite food:** Seafood



2022 GAME-BY-GAME STATISTICS (PHI)												
Date	Opp		GP/S	Tot	Solo	Sk	Int	PD	FF	FR	Snap	Pct
Sep 11	at Det	W	---	VIKINGS PRACTICE SQUAD								
SIGNED BY EAGLES TO ACTIVE ROSTER FROM VIKINGS PRACTICE SQUAD (9/13/22)												
Sep 19	Min	W	0/0	INACTIVE								
Sep 25	at Was	W	0/0	INACTIVE								
Oct 2	Jax	W	0/0	INACTIVE								
Oct 9	at Ari	W	0/0	INACTIVE								
Oct 16	Dal	W	0/0	RESERVE/INJURED								
Oct 30	Pit	W	0/0	RESERVE/INJURED								
Nov 3	at Hou	W	0/0	RESERVE/INJURED								
Nov 14	Was	L	0/0	RESERVE/INJURED								
Nov 20	at Ind	W	0/0	RESERVE/INJURED								
Nov 27	GB	W	0/0	RESERVE/INJURED								
Dec 4	Ten	W	0/0	RESERVE/INJURED								
Dec 11	at NYG	W	0/0	INACTIVE								
Dec 18	at Chi	W	0/0	INACTIVE								
Dec 24	at Dal	L	0/0	INACTIVE								
Jan 1	NO											
Jan 8	NYG											
Totals			0/0	0	0	0.0	0	0	0	0	0	0%





TYRESE ROBINSON (PS)

GUARD | 76



Height: 6-3 **Weight:** 317 **DOB:** Aug. 21, 1999 (Age 23)

NFL Experience: Rookie (1st with Eagles) **Draft:** UDFA-22 by WAS **Acquired:** FA-22

College: Oklahoma **Hometown (HS):** Boyd, TX (Boyd)

CAREER STATISTICS

Year	Team	GP/S	STARTS		OFF SNAPS	
			LT	RT	No	Pct
2022	Philadelphia	0/0	0	0	0	0%
Totals		0/0	0	0	---	---



BIRDSEED

- ▶ Blocked for **Jalen Hurts** at Oklahoma during the 2019 season, when the Sooners won 12 games, captured the Big 12 Championship and made an appearance in the College Football Playoff

2022 SEASON - EAGLES

▶

COLLEGE HIGHLIGHTS

- ▶ Appeared in 43 career games (38 starts) at Oklahoma, where he started games at RT (15) and RG (23) ... An *Associated Press* second-team All-Big 12 selection in 2021 ... Allowed 2 sacks on 400 pass plays in 2020 ... Played in all 14 games in 2019, including the CFP Semifinal vs. LSU

PERSONAL

- ▶ Prepped at Boyd (TX) High School, where he was a four-star prospect by *247Sports*, *ESPN* and *Rivals* ... Selected to the 2017 Under Armour All-America Game ... Named the District 6-6A Offensive Newcomer of the Year as a sophomore following the 2014 season
- ▶ Studied criminology while at Oklahoma

TRANSACTIONS

- ▶ **2022** - Signed by WAS as UDFA ... **8/7/22** - Waived by WAS ... **10/3/22** - Signed by PHI to practice squad ... **11/25/22** - Waived by PHI ... **11/30/22** - Signed by PHI to practice squad

Nickname: "When I was younger, my mom and my pee-wee football coaches called me 'Big Baby.'" ... **First job:** "At a Christmas tree lot in high school. It was a seasonal job. I just needed some extra cash. I helped out chopping down trees, putting them on cars. It was so cold." ... **Hobbies:** Video games, shopping, going to museums ... **Place he'd like to visit:** Rio de Janeiro ... **Desired talent:** "I wish I could play an instrument, maybe piano." ... **Guilty pleasure:** "Honeybuns. Put it in the microwave for like 5 seconds to heat it up." ... **If he could play another sport:** "I played basketball before football. I'd go help out the Lakers right now." ... **Favorite movie:** *The Blindside* ... **Favorite TV show:** *Breaking Bad* ... **Favorite food:** Tacos



MILES SANDERS
RUNNING BACK | 26



Height: 5-11 Weight: 211 DOB: May 1, 1997 (Age 25)
NFL Experience: 4th Year (4th with Eagles) Draft: D2a-19 (53rd overall) by PHI
College: Penn State Hometown (HS): Pittsburgh, PA (Woodland Hills)

PRO BOWL: 2023 ALL-ROOKIE: 2019

CAREER STATISTICS															
			RUSHING					RECEIVING					OFF SNAPS		
Year	Team	GP/S	Att	Yds	Avg	Lg	TD	Rec	Yds	Avg	Lg	TD	TYS	No	Pct
2019	Philadelphia	16/11	179	818	4.6	65t	3	50	509	10.2	45	3	1,327	626	53%
2020	Philadelphia	12/11	164	867	5.3	82t	6	28	197	7.0	28	0	1,064	602	53%
2021	Philadelphia	12/12	137	754	5.5	38	0	26	158	6.1	25	0	912	426	38%
2022	Philadelphia	15/13	236	1,175	5.0	40t	11	20	78	3.9	16	0	1,253	622	59%
Totals		55/47	716	3,614	5.0	82t	20	124	942	7.6	45	3	4,556	---	---
PLAYOFFS															
2019	Philadelphia	1/1	14	69	4.9	18	0	3	8	2.7	7	0	77	49	71%
2021	Philadelphia	1/1	7	16	2.3	14	0	3	12	4.0	6	0	28	22	33%
Totals		2/2	21	85	4.0	18	0	6	20	3.3	7	0	105	---	---
ADDITIONAL STATISTICS															
Fumbles/Lost: 9/6 - 2019 (2/1), 2020 (4/2), 2021 (1/1), 2022 (2/2) Fumble Recoveries: 4 - 2020 (1), 2022 (3) Kickoff Returns: 14-314 - 2019 (14-314)															

CAREER HIGHS		
Rush Attempts	27	10/2/22 vs. Jax.
Rushing Yards	144	12/11/22 at NYG
Rushing Long	82t	12/13/20 vs. NO
Rushing TDs	2	5x, last: 12/11/22 at NYG
Receptions	6	12/15/19 at Was.
Receiving Yards	86	10/13/19 at Min.
Receiving Long	45	10/13/19 at Min.
Receiving TDs	1	3x, last: 12/15/19 at Was.
Scrimmage Yards	172	12/15/19 at Was.
Offensive TDs	2	6x, last: 12/11/22 at NYG



CAREER HIGHLIGHTS

- ▶ Earned first career Pro Bowl honor after setting career highs in rushing yards (1,110), and rushing TDs (11) ... Became the first Eagles RB to rush for 1,000 yards in a season since LeSean McCoy in 2014
- ▶ Named to the PFWA All-Rookie Team after leading his class with franchise rookie records in all-purpose yards (1,641) and scrimmage yards (1,327) in 2019 ... Surpassed LeSean McCoy in 2009 (637) for the most rushing yards (818) in Eagles rookie history

BIRDSEED

- ▶ Organizes the Miles Sanders Youth Football Camp in his hometown of Pittsburgh, PA ... The motivation behind starting his own camp was to give kids a chance to stay off the streets by using sports as an outlet for their futures ... A native of Pittsburgh’s Wilkinsburg borough, he witnessed numerous friends make wrong decisions and become victims of their surroundings ... Sanders’ mother always took him to Steelers training camp practices and would sign him up for free camps hosted by Jerome Bettis, Troy Polamalu, and Hines Ward
- ▶ Is the son of Marlene Sanders, who raised Miles and his two brothers, Brian and Kobe, as a single mother ... Marlene is a Jamaica native who emigrated to the United States when she was a teenager
- ▶ His younger brother, Kobe, is a fashion designer, model, and graphic designer who has worked for brands such as Louis Vuitton, Prada, Yeezy, and Converse ... His older brother, Brian, is a music producer who is currently signed with Wiz Khalifa’s label, Taylor Gang, in Pittsburgh
- ▶ His nickname, ‘Boobie,’ was given to him by an assistant coach in high school because of his physical resemblance to Derek Luke, the actor who played Boobie Miles in the Friday Night Lights movie

2022 GAME-BY-GAME STATISTICS (PHI)																
				RUSHING					RECEIVING						OFF SNAPS	
Date	Opp		GP/S	Att	Yds	Avg	Lg	TD	Rec	Yds	Avg	Lg	TD	TYS	No	Pct
Sep 11	at Det	W	1/1	13	96	7.4	24	1	2	9	4.5	11	0	105	40	52%
Sep 19	Min	W	1/1	17	80	4.7	12	0	3	6	2.0	6	0	86	39	53%
Sep 25	at Was	W	1/1	15	46	3.1	13	0	1	-2	-2.0	-2	0	44	41	59%
Oct 2	Jax	W	1/1	27	134	5.0	35	2	2	22	11.0	16	0	156	55	67%
Oct 9	at Ari	W	1/1	15	58	3.9	12	0	2	6	3.0	8	0	64	54	74%
Oct 16	Dal	W	1/1	18	71	3.9	13	1	1	1	1.0	1	0	72	44	62%
Oct 30	Pit	W	1/1	9	78	8.7	21	1	0	0	---	--	0	78	29	51%
Nov 3	at Hou	W	1/1	17	93	5.5	25	1	0	0	---	--	0	93	42	65%
Nov 14	Was	L	1/0	12	54	4.5	8	0	0	0	---	--	0	54	29	58%
Nov 20	at Ind	W	1/1	13	47	3.6	10	0	1	1	1.0	1	0	48	44	65%
Nov 27	GB	W	1/0	21	143	6.8	28	2	3	17	5.7	7	0	160	43	54%
Dec 4	Ten	W	1/1	10	24	2.4	5	1	2	14	7.0	8	0	38	39	53%
Dec 11	at NYG	W	1/1	17	144	8.5	40t	2	1	11	11.0	11	0	155	45	66%
Dec 18	at Chi	W	1/1	11	42	3.8	18	0	1	-13	-13.0	-13	0	29	40	55%
Dec 24	at Dal	L	1/1	21	65	3.1	13	0	1	6	6.0	6	0	71	38	54%
Jan 1	NO															
Jan 8	NYG															
Totals			15/13	236	1,175	5.0	40t	11	20	78	3.9	16	0	1,253	622	59%

100+ RUSHING YARD GAMES (8)		
Date	Opponent	Yds
12/11/22	at New York Giants (W, 48-22)	144
11/27/22	vs. Green Bay Packers (W, 40-33)	143
10/2/22	vs. Jacksonville Jaguars (W, 29-21)	134
12/21/21	vs. Washington (W, 27-17)	131
12/15/19	at Washington (W, 37-27)	122
12/5/21	at New York Jets (W, 33-18)	120
10/18/20	vs. Baltimore Ravens (L, 28-30)	118
12/13/20	vs. New Orleans Saints (W, 24-21)	115

First job: Sbarro pizzeria ... **Bucket list:** Skydiving ... **Surprisingly good at:** Drawing ... **Favorite meal:** Chicken alfredo ... **Favorite athletes growing up:** Barry Sanders, LeBron James and Kobe Bryant ... **Moment left starstruck:** Meeting Hines Ward



MULTI-TOUCHDOWN GAMES (6)		
Date	Opponent	TD
12/11/22	at New York Giants (W, 48-22)	2
11/27/22	vs. Green Bay Packers (W, 40-33)	2
10/2/22	vs. Jacksonville Jaguars (W, 29-21)	2
12/13/20	vs. New Orleans Saints (W, 24-21)	2
10/11/20	at Pittsburgh Steelers (L, 29-38)	2
12/15/19	at Washington (W, 37-27)	2

- ▶ Has represented the Pittsburgh Boys & Girls Club through the league’s *My Cause My Cleats* campaign to support its programs in promoting youth development and ending gun violence ... Also supported Open Door Abuse Awareness & Prevention through MCMC, which aims to prevent domestic violence and abuse among youth

NOTES TO KNOW

- ▶ Ranks 5th in the league in rushing yards (1,175) and tied for 5th in rushing TDs (11)
- ▶ Ranks 2nd among NFL RBs in rushing average (5.2) since 2021, trailing only **Tony Pollard** (5.4) (min. 250 attempts)
- ▶ Is one of only three players in franchise history to record 900+ scrimmage yards in each of their first three NFL seasons, joining **LeSean McCoy** (2009-11) and **DeSean Jackson** (2008-10)

2022 SEASON - EAGLES

- ▶ Rushed for a career-high 144 yards and 2 TDs on 17 attempts in the 48-22 win over the Giants (12/11/22) ... Eclipsed 1,000 yards rushing for the first time in his career, making him the first Eagles RB to reach the 1,000 yard mark since **LeSean McCoy** in 2014
- ▶ Contributed to the Eagles 363 rushing yards in the 40-33 win against the Packers (11/27/22) ... Rushed 21 times for a career-high 143 yards and 2 TDs while adding 3 receptions for 17 yards ... Became the first Eagles RB to record 8+ rushing TDs through 11 games since **LeSean McCoy** in 2011 (11)

2021 GAME-BY-GAME STATISTICS (PHI)

				RUSHING					RECEIVING						OFF SNAPS	
Date	Opp		GP/S	Att	Yds	Avg	Lg	TD	Rec	Yds	Avg	Lg	TD	TYS	No	Pct
Sep 12	at Atl	W	1/1	15	74	4.9	23	0	4	39	9.8	25	0	113	47	66%
Sep 19	SF	L	1/1	13	55	4.2	10	0	1	4	4.0	4	0	59	39	67%
Sep 27	at Dal	L	1/1	2	27	13.5	24	0	3	28	9.3	19	0	55	35	60%
Oct 3	KC	L	1/1	7	13	1.9	5	0	3	34	11.3	18	0	47	47	64%
Oct 10	at Car	W	1/1	11	45	4.1	18	0	5	6	1.2	6	0	51	50	75%
Oct 14	TB	L	1/1	9	56	6.2	23	0	2	10	5.0	6	0	66	43	83%
Oct 24	at LV	L	1/1	6	30	5.0	9	0	1	-3	-3.0	-3	0	27	12	17%
Oct 31	at Det	W	0/0	RESERVE/INJURED												
Nov 7	LAC	L	0/0	RESERVE/INJURED												
Nov 14	at Den	W	0/0	RESERVE/INJURED												
Nov 21	NO	W	1/1	16	94	5.9	25	0	0	0	---	--	0	94	36	46%
Nov 28	at NYG	L	1/1	9	64	7.1	27	0	1	0	0.0	0	0	64	22	33%
Dec 5	at NYJ	W	1/1	24	120	5.0	34	0	3	22	7.3	12	0	142	41	58%
Dec 21	Was	W	1/1	18	131	7.3	38	0	2	15	7.5	16	0	146	35	49%
Dec 26	NYG	W	1/1	7	45	6.4	15	0	1	3	3.0	3	0	48	19	30%
Jan 2	at Was	W	0/0	INACTIVE												
Jan 8	Dal	L	0/0	INACTIVE												
Totals			12/12	137	754	5.5	38	0	26	158	6.1	25	0	912	426	38%
PLAYOFFS																
Jan 16	at TB	L	1/1	7	16	2.3	14	0	3	12	4.0	6	0	28	22	33%
Totals			1/1	7	16	2.3	14	0	3	12	4.0	6	0	28	22	33%

- ▶ Totaled 93 yards rushing on 17 carries and 1 TD in the 29-17 win at Hou. (11/3/22)
- ▶ Rushed for 78 yards on 9 carries (8.7 avg.) and 1 TD in a 35-13 win vs. Pit. (10/30/22)
- ▶ Recorded 71 yards on 18 rushing attempts and 1 TD in a 26-17 win vs. Dal. (10/16/22) ... Gave the Eagles the first lead of the game on a 5-yard TD rush at the beginning of the second quarter
- ▶ Set a career-high in rush attempts (27), rushing yards (134) and rushing TDs (tied, fourth career multi-rushing TD performance) in a 29-21 win over Jax. (10/2/22) ... He is the first Eagle with 25+ carries, 125+ rushing yards and 2+ TDs in a game since **LeSean McCoy** on 12/8/13 vs. Det.
- ▶ Rushed for a team-high 96 yards and 1 TD on 13 attempts (7.4 avg.) in the 38-35 win at Det. (9/11/22) ... His 1-yard TD in the second quarter gave the Eagles a lead that they kept for the rest of the game ... Converted a key third-and-2 from the PHI 27 in the fourth quarter with a 24-yard run that took the clock to the two-minute warning

2021 SEASON - EAGLES

- ▶ Posted a career-best 5.50 rushing average after totaling 754 yards on 137 carries ... Ranked 3rd among NFL RBs in yards per attempt, trailing only **Tony Pollard** (5.53) and **Nick Chubb** (5.52) (min. 125 attempts)
- ▶ Recorded a career-high 131 rushing yards in the 27-17 win vs. Was. (12/21/21) ... Became the first Eagle to rush for 100+ yards in consecutive games since **LeSean McCoy** from 11/23/14-11/27/14



2020 SEASON - EAGLES

- ▶ Totaled career highs in both rushing yards (867) and rushing TDs (6) ... Ranked 4th in the NFL in yards per attempt (5.3), behind **Nick Chubb** (5.6), **Aaron Jones** (5.5) and **Derrick Henry** (5.4) (min. 150 attempts)
- ▶ Became the first player in Eagles history to record multiple 70+ yard rushing TDs in a single season ... Also became the first NFL RB with 3 rushing plays of 70+ yards in the a season since 2012, when **Jamaal Charles**, **Chris Johnson** and **Adrian Peterson** each did so
- ▶ Registered 115 yards and a career-high-tying 2 TDs in the win vs. NO (12/13/20) ... Rushed for an 82-yard TD, marking the team's longest rushing play since **Brian Mitchell's** 85-yard TD on 10/1/00 vs. Atlanta
- ▶ Posted the 2nd-highest single-game rushing total (118 yards) of his career vs. Bal. (10/18/20), including a 74-yard run ... Marked his second consecutive game with a 70+ yard run (also posted a 74-yard rushing score in a multi-TD performance on 10/11/20 at Pittsburgh)

2019 SEASON - EAGLES

- ▶ Voted to the PFWA **All-Rookie** Team after producing franchise rookie records in all-purpose yards (1,641) and scrimmage yards (1,327) ... Also set a new Eagles rookie record for rushing yards (818)
- ▶ Became just the seventh player in NFL history to total 800+ rushing yards and 500+ receiving yards in their debut season, joining **Saquon Barkley** (2018), **Edgerrin James** (1999), **Marshall Faulk** (1994), **Billy Sims** (1980), **Gale Sayers** (1965) and **Abner Haynes** (1960)
- ▶ Ranked 3rd among NFL RBs in scrimmage yards per touch (5.8), trailing only **Austin Ekeler** (6.9) and **Christian McCaffrey** (5.9) (min. 200 touches) ... Tied for the 4th-most plays of 20+ yards (13) among NFL RBs, behind **Nick Chubb** (15), **Barkley** (14) and **Dalvin Cook** (14)
- ▶ Registered 150+ scrimmage yards in back-to-back games on 12/15/19 at Washington (172) and 12/22/19 vs. Dallas (156) ... His 172 scrimmage yards at Washington marked the highest total of his career

2020 GAME-BY-GAME STATISTICS (PHI)

				RUSHING					RECEIVING						OFF SNAPS	
Date	Opp		GP/S	Att	Yds	Avg	Lg	TD	Rec	Yds	Avg	Lg	TD	TYS	No	Pct
Sep 13	at Was	L	0/0	INACTIVE												
Sep 20	LAR	L	1/1	20	95	4.8	15	1	3	36	12.0	22	0	131	55	77%
Sep 27	Cin	T	1/1	18	95	5.3	19	0	4	12	3.0	7	0	107	71	78%
Oct 4	at SF	W	1/1	13	46	3.5	9	0	2	30	15.0	28	0	76	48	77%
Oct 11	at Pit	L	1/1	11	80	7.3	74t	2	2	19	9.5	11	0	99	50	85%
Oct 18	Bal	L	1/1	9	118	13.1	74	0	1	-6	-6.0	-6	0	112	29	40%
Oct 22	NYG	W	0/0	INACTIVE												
Nov 1	Dal	W	0/0	INACTIVE												
Nov 15	at NYG	L	1/1	15	85	5.7	14	0	2	10	5.0	9	0	95	48	72%
Nov 22	at Cle	L	1/1	16	66	4.1	11	0	3	15	5.0	9	0	81	41	60%
Nov 30	Sea	L	1/1	6	15	2.5	8	0	2	7	3.5	5	0	22	43	61%
Dec 6	at GB	L	1/1	10	31	3.1	8	0	0	0	---	--	0	31	35	56%
Dec 13	NO	W	1/1	14	115	8.2	82t	2	4	21	5.3	9	0	136	56	81%
Dec 20	at Ari	L	1/1	17	64	3.8	10	0	1	26	26.0	26	0	90	69	83%
Dec 27	at Dal	L	1/0	15	57	3.8	7	1	4	27	6.8	9	0	84	57	78%
Jan 3	Was	L	0/0	INACTIVE												
Totals			12/11	164	867	5.3	82t	6	28	197	7.0	28	0	1,064	602	53%

COLLEGE HIGHLIGHTS

- ▶ Rushed for 1,649 yards (25th in program history) and 12 TDs on 276 attempts (6.0 avg.) in 38 career games at Penn State ... Also registered 32 receptions for 192 yards and 1 TD with the Nittany Lions
- ▶ Earned All-Big Ten honors following his junior season in 2018, when he ranked 2nd in the conference with a career-high 1,274 rushing yards ... Rushed for 9 TDs and caught 24 passes for 139 yards

PERSONAL

- ▶ Attended Woodland Hills (PA) High School, where he was tabbed first-team PIAA Class AAA All-State in 2014 and 2015 ... Helped lead the school to 39 victories during his career, finishing with 4,573 yards (5th in WPIAL Class AAA history) and 59 TDs ... Also ran track, competing in the 100m, 200m and 4x100m events

TRANSACTIONS

- ▶ **2019** - Drafted by PHI in 2nd round (53rd overall) ... **10/30/21** - Placed on Reserve/Injured ... **11/20/21** - Activated from Reserve/Injured





2019 GAME-BY-GAME STATISTICS (PHI)																
				RUSHING					RECEIVING						OFF SNAPS	
Date	Opp		GP/S	Att	Yds	Avg	Lg	TD	Rec	Yds	Avg	Lg	TD	TYS	No	Pct
Sep 8	Was	W	1/0	11	25	2.3	19	0	1	2	2.0	2	0	27	36	49%
Sep 15	at Atl	L	1/1	10	28	2.8	5	0	3	9	3.0	7	0	37	35	43%
Sep 22	Det	L	1/1	13	53	4.1	14	0	2	73	36.5	40	0	126	26	34%
Sep 26	at GB	W	1/1	11	72	6.5	30	0	0	0	---	--	0	72	22	36%
Oct 6	NYJ	W	1/1	9	15	1.7	8	0	4	49	12.3	36	0	64	29	43%
Oct 13	at Min	L	1/0	3	6	2.0	3	0	3	86	28.7	45	1	92	19	29%
Oct 20	at Dal	L	1/0	6	21	3.5	7	0	3	11	3.7	5	0	32	33	54%
Oct 27	at Buf	W	1/0	3	74	24.7	65t	1	3	44	14.7	25	0	118	13	18%
Nov 3	Chi	W	1/0	10	42	4.2	11	0	3	31	10.3	19	0	73	36	41%
Nov 17	NE	L	1/1	11	38	3.5	7	0	2	9	4.5	5	0	47	64	85%
Nov 24	Sea	L	1/1	12	63	5.3	14	0	3	23	7.7	9	0	86	64	84%
Dec 1	at Mia	L	1/1	17	83	4.9	13	0	5	22	4.4	15t	1	105	62	87%
Dec 9	NYG	W	1/1	15	45	3.0	10	0	4	24	6.0	11	0	69	50	56%
Dec 15	at Was	W	1/1	19	122	6.4	56	1	6	50	8.3	18	1	172	55	71%
Dec 22	Dal	W	1/1	20	79	4.0	38	1	5	77	15.4	29	0	156	59	82%
Dec 29	at NYG	W	1/1	9	52	5.8	21	0	3	-1	-0.3	4	0	51	23	31%
Totals			16/11	179	818	4.6	65t	3	50	509	10.2	45	3	1,327	626	53%
PLAYOFFS																
Jan 5	Sea	L	1/1	14	69	4.9	18	0	3	8	2.7	7	0	77	49	71%
Totals			1/1	14	69	4.9	18	0	3	8	2.7	7	0	77	49	71%



BOSTON SCOTT
RUNNING BACK | 35



Height: 5-6 Weight: 203 DOB: April 27, 1995 (Age 27)
NFL Experience: 4th Year (4th with Eagles) Draft: D6b-18 (201st overall) by NO Acquired: PS-NO-18
College: Louisiana Tech Hometown (HS): Zachary, LA (Zachary)

CAREER STATISTICS															
			RUSHING					RECEIVING					OFF SNAPS		
Year	Team	GP/S	Att	Yds	Avg	Lg	TD	Rec	Yds	Avg	Lg	TD	TYS	No	Pct
2018	Philadelphia	2/0	0	0	---	--	0	0	0	---	--	0	0	0	0%
2019	Philadelphia	11/2	61	245	4.0	25	5	24	204	8.5	39	0	449	187	16%
2020	Philadelphia	16/4	80	374	4.7	56t	1	25	212	8.5	18t	1	586	483	43%
2021	Philadelphia	16/4	87	373	4.3	23	7	13	83	6.4	19	0	456	219	20%
2022	Philadelphia	13/2	43	157	3.7	19	2	5	15	3.0	5	0	172	128	12%
Totals		58/12	271	1,149	4.2	56t	15	67	514	7.7	39	1	1,663	---	---
PLAYOFFS															
2018	Philadelphia	2/0	0	0	---	--	0	0	0	---	--	0	0	3	3%
2019	Philadelphia	1/0	6	25	4.2	15	0	3	23	7.7	21	0	48	21	30%
2021	Philadelphia	1/0	1	34	34.0	34t	1	1	1	1.0	1	0	35	6	9%
Totals		4/0	7	59	8.4	34t	1	4	24	6.0	21	0	83	---	---
ADDITIONAL STATISTICS															
Fumbles/Lost: 7/2 - 2019 (4/1), 2020 (2/0), 2021 (1/1) Kickoff Returns: 57-1,319 - 2018 (4-96), 2019 (10-229), 2020 (28-590), 2021 (1-13), 2022 (14-391) Punt Returns: 6-43 - 2019 (6-43)															
Postseason Kickoff Returns: 4-78 - 2018 (3-54) 2019 (1-24) Special Teams Tackles: 4 - 2021 (2), 2022 (2)															

CAREER HIGHS		
Rush Attempts	19	12/29/19 at NYG
Rushing Yards	81	11/14/21 at Den.
Rushing Long	56t	11/15/20 at NYG
Rushing TDs	3	12/29/19 at NYG
Receptions	7	12/15/19 at Was.
Receiving Yards	84	12/29/19 at NYG
Receiving Long	39	12/29/19 at NYG
Receiving TDs	1	10/22/20 vs. NYG
Scrimmage Yards	138	12/29/19 at NYG
Offensive TDs	3	12/29/19 at NYG



CAREER HIGHLIGHTS

- Became the seventh player in Eagles history to record 3 rushing TDs in a game, doing so on 12/29/19 at N.Y. Giants

BIRDSEED

- Signed with esports vertical Dignitas to become the first two-sport NFL and Rocket League pro ... Has the status of Grand Champion in Rocket League, which puts him in the top 0.52% of players in the world
- Has represented the American Neurological Association through the NFL's *My Cause My Cleats* campaign ... Is closely tied with the association having been diagnosed with cramp-fasciculation syndrome during college ... His father also suffered a stroke that affected his speech as well as his right side ... Chose to honor the association in appreciation of what they do to encourage research and provide support

2022 SEASON - EAGLES

- Rushed 6 times for 33 yards and 1 TD in the 48-22 win vs. NYG (12/11/22)
- Scored on a 1-yard rushing TD in the 38-35 win at Det. (9/11/22)

2021 SEASON - EAGLES

- Totaled 373 yards and career-high 7 TDs on 87 carries (4.3 avg.) along with 13 receptions for 83 yards (6.4 avg.) ... Led the NFL with an 8.0% rushing TD percentage, the highest mark by an Eagle since **Michael Vick** in 2010 (9.0%) ... Recorded the most rushing TDs in a season (7) by an Eagles RB since **Ryan Mathews** (8) in 2016



2022 GAME-BY-GAME STATISTICS (PHI)																
				RUSHING					RECEIVING						OFF SNAPS	
Date	Opp		GP/S	Att	Yds	Avg	Lg	TD	Rec	Yds	Avg	Lg	TD	TYS	No	Pct
Sep 11	at Det	W	1/0	4	10	2.5	8	1	0	0	---	--	0	10	14	18%
Sep 19	Min	W	1/0	4	19	4.8	16	0	1	2	2.0	2	0	21	15	21%
Sep 25	at Was	W	1/0	2	0	0.0	1	0	0	0	---	--	0	0	7	10%
Oct 2	Jax	W	0/0	INACTIVE												
Oct 9	at Ari	W	0/0	INACTIVE												
Oct 16	Dal	W	1/0	6	16	2.7	8	0	0	0	---	--	0	16	10	14%
Oct 30	Pit	W	1/0	7	21	3.0	8	0	0	0	---	--	0	21	13	23%
Nov 3	at Hou	W	1/0	1	5	5.0	5	0	0	0	---	--	0	5	5	8%
Nov 14	Was	L	1/1	1	5	5.0	5	0	0	0	---	--	0	5	5	10%
Nov 20	at Ind	W	1/0	3	8	2.7	3	0	2	4	2.0	5	0	12	13	19%
Nov 27	GB	W	1/1	3	24	8.0	19	0	0	0	---	--	0	24	10	12%
Dec 4	Ten	W	1/0	6	16	2.7	5	0	1	5	5.0	5	0	21	17	23%
Dec 11	at NYG	W	1/0	6	33	5.5	11	1	1	1	4.0	4	0	37	12	18%
Dec 18	at Chi	W	1/0	0	0	---	--	0	0	0	---	--	0	0	4	5%
Dec 24	at Dal	L	1/0	0	0	---	--	0	0	0	---	--	0	0	3	4%
Jan 1	NO															
Jan 8	NYG															
Totals			13/2	43	157	3.7	19	2	5	15	3.0	5	0	172	128	12%

MULTI-TOUCHDOWN GAMES (3)		
Date	Opponent	TD
12/29/19	at New York Giants (W, 34-17)	3
1/2/22	at Washington (W, 20-16)	2
10/31/21	at Detroit Lions (W, 44-6)	2

First job: Concessions ... **Bucket list:** Go to a Formula 1 race ... **Surprisingly good at:** “I play a lot of instruments.” ... **If he could play another sport:** Soccer ... **Favorite music/artists:** “R&B, but my favorite artists are Chance the Rapper, Kendrick Lamar, J. Cole and Lil Wayne.” ... **Favorite athlete growing up:** Barry Sanders ... **Favorite meal:** Shrimp fettuccine alfredo ... **Moment left starstruck:** “Seeing Keke Palmer in person.”



- ▶ Recorded 47 yards and 2 TDs on 14 carries (3.4 avg.) in the 20-16 win at Was. (1/2/22) ... Also added 39 yards through the air on 4 catches for a team-high 86 scrimmage yards ... Is the only Eagles RB to have multiple fourth-down rushing TDs in the same game since 1991 and is the first NFL RB to do so since **Carlos Hyde** on 9/21/17 vs. L.A. Rams
- ▶ Rushed for a career-high 81 yards on 11 carries (7.4 avg.) along with 2 catches for 24 yards in the 30-13 victory at Den. (11/14/21)
- ▶ Posted 60 yards and 2 TDs in the win at Det. (10/31/21), marking his first multi-score game since his 3 TD game at NYG (12/29/19) and first-time in his career to record a TD in back-to-back games ... Scott and **Jordan Howard** became the first Eagles duo to each record multiple rushing TDs in a single game since **Leroy Harris** (2) and **Wilbert Montgomery** (2) on 9/14/80 at Minnesota

2020 SEASON - EAGLES

- ▶ Produced career highs in all-purpose yards (1,176), kickoff return yards (590), scrimmage yards (586), rushing yards (374) and receiving yards (212 – most among Eagles RBs)
- ▶ Posted a career-long 56-yard rushing TD at NYG (11/15/20)
- ▶ Rushed for a then-career-high 70 yards vs. Dal. (11/1/20)
- ▶ Caught the game-winning, 18-yard TD from **Carson Wentz** with 40 seconds remaining in the 22-21 win vs. NYG (10/22/20)

2019 SEASON - EAGLES

- ▶ Ranked 2nd on the team in rushing TDs (5), trailing only **Jordan Howard** (6) ... Also finished 3rd in all-purpose yards (721), behind **Miles Sanders** (1,641) and **Zach Ertz** (916)
- ▶ Earned **NFC Offensive Player of the Week** honors after totaling career highs in scrimmage yards (138) and rushing TDs (team-record-tying 3) in the division-clinching win at NYG (12/29/19)
- ▶ Became the seventh player in Eagles history to rush for 3 TDs in a single game, joining **LeSean McCoy** (2010, ‘11), **Charlie Garner** (1995), **Wilbert Montgomery** (1978, ‘79, ‘82), **Tom Sullivan** (1974), **Clarence Peaks** (1958) and **Steve Van Buren** (1945, ‘47, ‘48)

2021 GAME-BY-GAME STATISTICS (PHI)

				RUSHING					RECEIVING						OFF SNAPS	
Date	Opp		GP/S	Att	Yds	Avg	Lg	TD	Rec	Yds	Avg	Lg	TD	TYS	No	Pct
Sep 12	at Atl	W	1/0	0	0	---	--	0	0	0	---	--	0	0	0	0%
Sep 19	SF	L	1/0	0	0	---	--	0	0	0	---	--	0	0	0	0%
Sep 27	at Dal	L	1/0	0	0	---	--	0	2	5	2.5	9	0	5	4	7%
Oct 3	KC	L	1/0	0	0	---	--	0	0	0	---	--	0	0	0	0%
Oct 10	at Car	W	1/0	0	0	---	--	0	0	0	---	--	0	0	0	0%
Oct 14	TB	L	1/0	0	0	---	--	0	0	0	---	--	0	0	0	0%
Oct 24	at LV	L	1/0	7	24	3.4	5	1	1	5	5.0	5	0	29	23	33%
Oct 31	at Det	W	1/1	12	60	5.0	19	2	0	0	---	--	0	60	29	45%
Nov 7	LAC	L	1/1	10	40	4.0	10	0	0	0	---	--	0	40	25	44%
Nov 14	at Den	W	1/1	11	81	7.4	23	0	2	24	12.0	16	0	105	20	31%
Nov 21	NO	W	1/0	6	16	2.7	5	0	2	2	1.0	4	0	18	29	37%
Nov 28	at NYG	L	1/0	15	64	4.3	12	1	2	8	4.0	6	0	72	34	51%
Dec 5	at NYJ	W	1/0	0	0	---	--	0	0	0	---	--	0	0	3	4%
Dec 21	Was	W	1/0	0	0	---	--	0	0	0	---	--	0	0	0	0%
Dec 26	NYG	W	1/0	12	41	3.4	9	1	0	0	---	--	0	41	20	32%
Jan 2	at Was	W	1/1	14	47	3.4	14	2	4	39	9.8	19	0	86	32	52%
Jan 8	Dal	L	0/0	RESERVE/COVID-19												
Totals			16/4	87	373	4.3	23	7	13	83	6.4	19	0	456	219	20%

PLAYOFFS																
Jan 16	at TB	L	1/0	1	34	34.0	34t	1	1	1	1.0	1	0	35	6	9%
Totals			1/0	1	34	34.0	34t	1	1	1	1.0	1	0	35	6	9%

2018 SEASON - EAGLES

- ▶ Saw action primarily as a kick returner in both playoff games ... Totaled 54 yards on 3 kickoff returns (18.0 avg.)
- ▶ Made his NFL debut in the win vs. Hou. (12/23/18) ... Returned 4 kickoffs for 96 yards (24.0 avg.), including a 35-yard return

COLLEGE HIGHLIGHTS

- ▶ Played collegiately at Louisiana Tech ... Received All-Conference USA honors after rushing for 1,047 yards and 8 TDs and totaling 20 receptions for 181 yards and 1 TD as a senior in 2017
- ▶ Appeared in all 14 games during his junior campaign in 2016, recording 70 carries for 515 yards and 6 TDs while catching 11 passes for 125 yards ... Posted a career day in the win over Rice with career highs in rushing yards (137) and TDs (3)
- ▶ Rushed 34 times for 275 yards while returning 9 kickoffs for 251 yards as a sophomore in 2015 ... Originally joined the program as a walk-on during the 2013 season

PERSONAL

- ▶ Was a three-sport athlete at Zachary (LA) High School, earning letters in football (three), soccer (four) and track (one) ... For his career, totaled more than 1,500 all-purpose yards and 1,000 rushing yards, while scoring 17 TDs and averaging 6.2 yards per carry ... Also won the state championship in powerlifting and was a member of the interact club, guitar club and band

TRANSACTIONS

- ▶ **2018** - Drafted by NO in 6th round (201st overall) ... **9/5/18** - Waived by NO ... **9/1/18** - Signed by NO to practice squad ... **12/11/18** - Signed by PHI to active roster from NO practice squad ... **8/31/19** - Waived by PHI ... **9/1/19** - Signed by PHI to practice squad ... **10/11/19** - Signed by PHI to active roster ... **4/1/21** - Signed by PHI to exclusive rights tender ... **1/3/22** - Placed on Reserve/COVID-19 ... **1/10/22** - Activated from Reserve/COVID-19 ... **3/19/22** - Agreed to terms with PHI on 1-year contract



2020 GAME-BY-GAME STATISTICS (PHI)																
				RUSHING					RECEIVING						OFF SNAPS	
Date	Opp		GP/S	Att	Yds	Avg	Lg	TD	Rec	Yds	Avg	Lg	TD	TYS	No	Pct
Sep 13	at Was	L	1/1	9	35	3.9	13	0	2	19	9.5	12	0	54	38	56%
Sep 20	LAR	L	1/0	4	19	4.8	9	0	3	24	8.0	12	0	43	13	18%
Sep 27	Cin	T	1/0	3	5	1.7	4	0	0	0	---	--	0	5	13	14%
Oct 4	at SF	W	1/0	2	1	0.5	1	0	0	0	---	--	0	1	9	15%
Oct 11	at Pit	L	1/0	1	3	3.0	3	0	0	0	---	--	0	3	7	12%
Oct 18	Bal	L	1/0	2	4	2.0	5	0	2	5	2.5	4	0	9	35	49%
Oct 22	NYG	W	1/1	12	46	3.8	12	0	3	46	15.3	18t	1	92	56	69%
Nov 1	Dal	W	1/1	15	70	4.7	19	0	2	9	4.5	6	0	79	41	65%
Nov 15	at NYG	L	1/0	3	63	21.0	56t	1	1	11	11.0	11	0	74	18	27%
Nov 22	at Cle	L	1/0	5	24	4.8	9	0	3	26	8.7	14	0	50	27	40%
Nov 30	Sea	L	1/0	2	7	3.5	5	0	5	40	8.0	17	0	47	26	37%
Dec 6	at GB	L	1/0	2	9	4.5	6	0	0	0	---	--	0	9	16	26%
Dec 13	NO	W	1/0	3	6	2.0	3	0	1	11	11.0	11	0	17	15	22%
Dec 20	at Ari	L	1/0	0	0	---	--	0	1	7	7.0	7	0	7	15	18%
Dec 27	at Dal	L	1/0	2	17	8.5	12	0	0	0	---	--	0	17	8	11%
Jan 3	Was	L	1/1	15	65	4.3	20	0	2	14	7.0	9	0	79	46	68%
Totals			16/4	80	374	4.7	56t	1	25	212	8.5	18t	1	586	483	43%

2019 GAME-BY-GAME STATISTICS (PHI)																
				RUSHING					RECEIVING						OFF SNAPS	
Date	Opp		GP/S	Att	Yds	Avg	Lg	TD	Rec	Yds	Avg	Lg	TD	TYS	No	Pct
Sep 8	Was	W	---	EAGLES PRACTICE SQUAD												
Sep 15	at Atl	L	---	EAGLES PRACTICE SQUAD												
Sep 22	Det	L	---	EAGLES PRACTICE SQUAD												
Sep 26	at GB	W	---	EAGLES PRACTICE SQUAD												
Oct 6	NYJ	W	---	EAGLES PRACTICE SQUAD												
Oct 13	at Min	L	1/0	4	30	7.5	15	0	0	0	---	--	0	30	4	6%
Oct 20	at Dal	L	1/0	7	32	4.6	14	0	1	5	5.0	5	0	37	8	13%
Oct 27	at Buf	W	1/0	5	6	1.2	5	1	0	0	---	--	0	6	9	12%
Nov 3	Chi	W	1/0	0	0	---	--	0	0	0	---	--	0	0	0	0%
Nov 17	NE	L	1/1	7	26	3.7	12	0	0	0	---	--	0	26	14	19%
Nov 24	Sea	L	1/0	0	0	---	--	0	0	0	---	--	0	0	3	4%
Dec 1	at Mia	L	1/0	0	0	---	--	0	0	0	---	--	0	0	0	0%
Dec 9	NYG	W	1/1	10	59	5.9	25	1	6	69	11.5	17	0	128	39	44%
Dec 15	at Was	W	1/0	6	26	4.3	6	0	7	39	5.6	12	0	65	35	46%
Dec 22	Dal	W	1/0	3	12	4.0	5	0	6	7	1.2	7	0	19	20	28%
Dec 29	at NYG	W	1/0	19	54	2.8	15	3	4	84	21.0	39	0	138	55	74%
Totals			11/2	61	245	4.0	25	5	24	204	8.5	39	0	449	187	16%
PLAYOFFS																
Jan 5	Sea	L	1/0	6	25	4.2	15	0	3	23	7.7	21	0	48	21	30%
Totals			1/0	6	25	4.2	15	0	3	23	7.7	21	0	48	21	30%



2018 GAME-BY-GAME STATISTICS (NO & PHI)																
				RUSHING					RECEIVING						OFF SNAPS	
Date	Opp		GP/S	Att	Yds	Avg	Lg	TD	Rec	Yds	Avg	Lg	TD	TYS	No	Pct
Sep 9	TB	L	---	SAINTS PRACTICE SQUAD												
Sep 16	Cle	W	---	SAINTS PRACTICE SQUAD												
Sep 23	at Atl	W	---	SAINTS PRACTICE SQUAD												
Sep 30	at NYG	W	---	SAINTS PRACTICE SQUAD												
Oct 8	Was	W	---	SAINTS PRACTICE SQUAD												
Oct 21	at Bal	W	---	SAINTS PRACTICE SQUAD												
Oct 28	at Min	W	---	SAINTS PRACTICE SQUAD												
Nov 4	LAR	W	---	SAINTS PRACTICE SQUAD												
Nov 11	at Cin	W	---	SAINTS PRACTICE SQUAD												
Nov 18	Phi	W	---	SAINTS PRACTICE SQUAD												
Nov 22	Atl	W	---	SAINTS PRACTICE SQUAD												
Nov 29	at Dal	L	---	SAINTS PRACTICE SQUAD												
Dec 9	at TB	W	---	SAINTS PRACTICE SQUAD												
SIGNED BY EAGLES TO ACTIVE ROSTER FROM SAINTS PRACTICE SQUAD (12/11/18)																
Dec 16	at LAR	W	0/0	INACTIVE												
Dec 23	Hou	W	1/0	0	0	0.0	--	0	0	0	0.0	--	0	0	0	0%
Dec 30	at Was	W	1/0	0	0	0.0	--	0	0	0	0.0	--	0	0	0	0%
Totals			2/0	0	0	0.0	--	0	0	0	0.0	--	0	0	---	---
PLAYOFFS																
Jan 6	at Chi	W	1/0	0	0	0.0	--	0	0	0	0.0	--	0	0	1	1%
Jan 13	at NO	L	1/0	0	0	0.0	--	0	0	0	0.0	--	0	0	2	4%
Totals			2/0	0	0	0.0	--	0	0	0	0.0	--	0	0	3	3%





JOSIAH SCOTT
CORNERBACK | 33



Height: 5-9 Weight: 185 DOB: April 5, 1999 (Age 23)
NFL Experience: 3rd Year (2nd with Eagles) Draft: D4b-20 (137th overall) by JAX Acquired: T-Jax-21
College: Michigan State Hometown (HS): Hamilton, OH (Fairfield)

CAREER STATISTICS																		
			TACKLES				PASS RUSH			INTERCEPTIONS					FUMBLES		DEF SNAPS	
Year	Team	GP/S	Total	Solo	Asst	TFL	Sacks	QBH	QBP	Int	Yds	Lg	TD	PD	FF	FR	No	Pct
2020	Jacksonville	6/0	11	10	1	1	0.0	0	0	0	0	--	0	0	0	0	80	7%
2021	Philadelphia	13/0	8	6	2	1	1.0	1	1	0	0	--	0	0	0	0	90	8%
2022	Philadelphia	14/4	20	14	6	2	0.0	0	0	1	0	0	0	7	0	0	356	37%
Totals			39	30	9	4	1.0	1	1	1	0	0	0	7	0	0	---	---
PLAYOFFS																		
2021	Philadelphia	1/0	0	0	0	0	0.0	0	0	0	0	--	0	0	0	0	0	0%
Totals			0	0	0	0	0.0	0	0	0	0	--	0	0	0	0	---	---
ADDITIONAL STATISTICS																		
Special Teams Tackles: 6 - 2021 (4), 2022 (2) Postseason Special Teams Tackles: 2 - 2021 (2)																		

CAREER HIGHS		
Tackles	5	1/8/22 vs. Dal.
Sacks	1.0	1/8/22 vs. Dal.
INTs	1	11/27/22 vs. GB
PDs	2	11/20/22 at Ind.
FFs	--	---
FRs	--	---

Hobbies: Watching movies, playing video games and golfing ... **First job:** Host at Max & Erma's ... **Bucket list:** Travel out of the country ... **NFL player he models his game after:** Likes the mentality of Jamal Adams and Tyrann Mathieu ... **Favorite meal:** Burger and wings ... **Favorite athlete growing up:** "I was an Eagles fan growing up, so I was a big Brian Dawkins fan. I loved watching Brian Dawkins play. The intensity that he played with, it was crazy and unlike any other." ... **Favorite sports moment:** 'Miracle at the Meadowlands' when DeSean Jackson returned the Matt Dodge punt for a game-winning TD



BIRDSEED

- Supported the ALS Association through the NFL's *My Cause My Cleats* initiative during the 2020-22 seasons ... The foundation raises critical funds for ALS research and patient services ... Selected this cause in honor of his best friend's father who battles with the disease

2022 SEASON - EAGLES

- Recorded his first career INT after picking off QB **Aaron Rodgers** on the Packers opening drive ... Finished with 3 tackles, 1 INT and 1 PD in the 40-33 win vs. GB (11/27/22)

2021 SEASON - EAGLES

- Appeared in 261 combined snaps (90 defense, 171 special teams) ... Finished the regular season with 8 tackles (6 solo), 1 TFL and 1.0 sack on defense while adding 4 special teams tackles
- Led the team with a career-high-tying 2 special teams tackles over 27 snaps during the NFC Wild Card Playoff at TB (1/16/22) ... Also had 2 special teams tackles vs. Was (12/21/21) and at Det. (10/31/21)
- Totaled a career-high 5 tackles (4 solo) with 1 TFL and his 1st career sack against Cowboys QB **Dak Prescott** vs. Dal. (1/8/22)

2020 SEASON - JAGUARS

- Made 11 tackles (10 solo) with 1 TFL over 80 defensive snaps

COLLEGE HIGHLIGHTS

- A three-year letterwinner at Michigan State who produced 98 tackles, 32 PDs (T-12th in school history), 2 FFs and 1 FR in 30 career games
- Started all 13 games and earned All-Big Ten honors as a junior in 2019 ... Led the Spartans with a career-high 3 INTs, which tied for the 2nd-most in the Big Ten, in addition to recording a team-best 11 PDs

PERSONAL

- Is one of four brothers – Elijah, Isaiah and Joshua – to play colleg foot-ball ... Elijah played LB at Mount Union and helped the Purple Raiders win a Division III National Championship in 2017 ... Isaiah and Joshua were also on Mount Union's 2012 National Championship roster

2022 Game-by-Game Statistics (PHI)												
Date	Opp		GP/S	Tot	Solo	Sk	Int	PD	FF	FR	Snap	Pct
Sep 11	at Det	W	1/0	0	0	0.0	0	0	0	0	0	0%
Sep 19	Min	W	1/0	0	0	0.0	0	0	0	0	9	15%
Sep 25	at Was	W	1/0	0	0	0.0	0	0	0	0	0	0%
Oct 2	Jax	W	1/1	3	1	0.0	0	1	0	0	42	89%
Oct 9	at Ari	W	1/1	4	3	0.0	0	0	0	0	69	100%
Oct 16	Dal	W	1/0	0	0	0.0	0	0	0	0	0	0%
Oct 30	Pit	W	1/0	0	0	0.0	0	0	0	0	0	0%
Nov 3	at Hou	W	0/0	Inactive								
Nov 14	Was	L	1/1	2	2	0.0	0	1	0	0	54	65%
Nov 20	at Ind	W	1/0	2	2	0.0	0	2	0	0	48	74%
Nov 27	GB	W	1/1	3	1	0.0	1	1	0	0	33	67%
Dec 4	Ten	W	1/0	2	2	0.0	0	1	0	0	41	75%
Dec 11	at NYG	W	1/0	2	1	0.0	0	0	0	0	16	25%
Dec 18	at Chi	W	1/0	0	0	0.0	0	0	0	0	2	3%
Dec 24	at Dal	L	1/0	2	2	0.0	0	1	0	0	42	58%
Jan 1	NO											
Jan 8	NYG											
Totals			14/4	20	14	0.0	1	7	0	0	356	37%



- Prepped at Fairfield (OH) High School ... Recorded 48 tackles, 10 PDs, 5 INTs, 4 TFLs, 3 blocked punts, 2 TDs, 2 FRs and 1 FF as a senior ... Additionally named to the 2016 Division I All-Ohio Team

TRANSACTIONS

- **2020** - Drafted by JAX in 4th round (137th overall) ... **7/27/20** - Placed on Reserve/COVID-19 ... **7/30/20** - Activated from Reserve/COVID-19 ... **5/18/21** - Acquired by PHI from JAX in exchange for CB Jameson Houston and a 2023 6th-round draft choice ... **9/2/20** - Placed on Reserve/Injured ... **10/2/21** - Activated from Reserve/Injured

2021 GAME-BY-GAME STATISTICS (PHI)												
Date	Opp		GP/S	Tot	Solo	Sk	Int	PD	FF	FR	Snaps	Pct
Sep 12	at Atl	W	0/0	RESERVE/INJURED								
Sep 19	SF	L	0/0	RESERVE/INJURED								
Sep 27	at Dal	L	0/0	RESERVE/INJURED								
Oct 3	KC	L	1/0	0	0	0.0	0	0	0	0	0	0%
Oct 10	at Car	W	1/0	0	0	0.0	0	0	0	0	0	0%
Oct 14	TB	L	1/0	0	0	0.0	0	0	0	0	0	0%
Oct 24	at LV	L	1/0	0	0	0.0	0	0	0	0	0	0%
Oct 31	at Det	W	1/0	1	0	0.0	0	0	0	0	16	26%
Nov 7	LAC	L	0/0	INACTIVE								
Nov 14	at Den	W	1/0	0	0	0.0	0	0	0	0	0	0%
Nov 21	NO	W	1/0	0	0	0.0	0	0	0	0	0	0%
Nov 28	at NYG	L	1/0	0	0	0.0	0	0	0	0	0	0%
Dec 5	at NYJ	W	1/0	0	0	0.0	0	0	0	0	0	0%
Dec 21	Was	W	1/0	0	0	0.0	0	0	0	0	0	0%
Dec 26	NYG	W	1/0	2	2	0.0	0	0	0	0	25	33%
Jan 2	at Was	W	1/0	0	0	0.0	0	0	0	0	0	0%
Jan 8	Dal	L	1/0	5	4	1.0	0	0	0	0	49	79%
Totals			13/0	8	6	1.0	0	0	0	0	90	8%
PLAYOFFS												
Jan 16	at TB	L	1/0	0	0	0.0	0	0	0	0	0	0%
Totals			1/0	0	0	0.0	0	0	0	0	0	0%

2020 GAME-BY-GAME STATISTICS (JAX)												
Date	Opp		GP/S	Tot	Solo	Sk	Int	PD	FF	FR	Snap	Pct
Sep 13	Ind	W	0/0	DID NOT PLAY								
Sep 20	at Ten	L	0/0	INACTIVE								
Sep 24	Mia	L	0/0	INACTIVE								
Oct 4	at Cin	L	0/0	INACTIVE								
Oct 11	at Hou	L	0/0	DID NOT PLAY								
Oct 18	Det	L	0/0	DID NOT PLAY								
Oct 25	at LAC	L	1/0	1	1	0.0	0	0	0	0	2	2%
Nov 8	Hou	L	0/0	INACTIVE								
Nov 15	at GB	L	0/0	DID NOT PLAY								
Nov 22	Pit	L	1/0	1	1	0.0	0	0	0	0	4	5%
Nov 29	Cle	L	1/0	4	4	0.0	0	0	0	0	24	36%
Dec 6	at Min	L	1/0	3	2	0.0	0	0	0	0	28	31%
Dec 13	Ten	L	1/0	1	1	0.0	0	0	0	0	5	8%
Dec 20	at Bal	L	0/0	DID NOT PLAY								
Dec 27	Chi	L	0/0	DID NOT PLAY								
Jan 3	at Ind	L	1/0	1	1	0.0	0	0	0	0	17	25%
Totals			6/0	11	10	0.0	0	0	0	0	80	7%



TREY SERMON
RUNNING BACK | 34



Height: 6-0 Weight: 215 DOB: Jan. 30, 1999 (Age 23)
NFL Experience: 2nd Year (1st with Eagles) Draft: D3a-21 (88th overall) by SF Acquired: W-SF-22
College: Ohio State Hometown (HS): Marietta, GA (Sprayberry)

CAREER STATISTICS															
			RUSHING					RECEIVING					OFF SNAPS		
Year	Team	GP/S	Att	Yds	Avg	Lg	TD	Rec	Yds	Avg	Lg	TD	TYS	No	Pct
2021	San Francisco	9/2	41	167	4.1	16	1	3	26	8.7	23	0	193	107	10%
2022	Philadelphia	2/0	2	19	9.5	14	0	0	0	---	---	0	19	8	1%
Totals		11/2	43	186	4.3	16	1	3	26	8.7	23	0	212	---	---
PLAYOFFS															
2021	San Francisco	1/0	0	0	---	---	0	0	0	---	---	0	0	0	0%
Totals		1/0	0	0	---	---	0	0	0	---	---	0	0	---	---
ADDITIONAL STATISTICS															
Special Teams Tackles: 2 - 2021 (2) Postseason Special Teams Tackles: 1 - 2021 (1)															

CAREER HIGHS		
Rush Attempts	19	10/3/21 vs. Sea.
Rushing Yards	89	10/3/21 vs. Sea.
Rushing Long	16	9/26/21 vs. GB
Rushing TDs	1	9/26/21 vs. GB
Receptions	2	9/26/21 vs. GB
Receiving Yards	23	11/21/21 at Jax.
Receiving Long	23	11/21/21 at Jax.
Receiving TDs	---	---
Scrimmage Yards	89	10/3/21 vs. Sea.
Offensive TDs	1	9/26/21 vs. GB

Nickname: T-Serm ... First job: "I worked drive thru at Taco Bell. I was taking people's money, had the headset on." ... Bucket list: Travel to Spain and attend a soccer match ... Someone he'd like to meet one day: LeBron James ... Favorite athlete growing up: LaDainian Tomlinson ... Favorite movie: Rush Hour 3 ... Favorite TV show: Martin ... Favorite music artist: Gunna ... Favorite food: Italian food



BIRDSEED

- Cites his mother, Natoshia Mitchell, as one of his biggest inspirations for the resilience she has displayed throughout her life ... Natoshia endured the loss of numerous loved ones, car accidents and domestic abuse ... Despite all the tragedy she faced, she became the face of strength for Trey and his older sister, Oneisha ... Her experience led her to found the nonprofit, Arise by Faith, which provides resources, programs and support systems for those suffering from domestic abuse ... She holds doctorate, master's and bachelor's degrees and authored a book, entitled *When My Soul Cried*, to detail all that she has overcome

2022 SEASON - EAGLES



2021 SEASON - 49ERS

- Totaled 167 yards and 1 TD on 41 rushes (4.1 avg.) as a rookie ... Also caught 3 passes for 26 yards and added 2 special teams tackles
- Produced a career-high 89 rushing yards vs. Sea. (10/3/21)
- Scored his first career rushing TD vs. GB (9/26/21)

COLLEGE HIGHLIGHTS

- Played three seasons at Oklahoma (2017-19) before transferring to Ohio State (2020) ... Appeared in 45 games between the two schools, rushing for 2,946 yards and 26 TDs on 455 attempts (6.5 avg.) ... Registered 48 receptions for 486 yards (10.1 avg.) and 3 TDs as well
- Rushed for 870 yards and 4 TDs on 116 carries (7.5 avg.) in only eight games for the Buckeyes in 2020 ... During his career with the Sooners, totaled 2,076 yards and 22 TDs on 339 attempts (6.1 avg.)

PERSONAL

- Prepped at Sprayberry (GA) High School, where he rushed for 1,227 yards and 16 TDs on 166 carries (7.4 avg.) as a senior

TRANSACTIONS

- 2021 - Drafted by SF in 3rd round (88th overall) ... 12/4/21 - Placed on Reserve/Injured ... 1/11/22 - Activated from Reserve/Injured ... 8/31/22 - Waived by SF ... 9/1/22 - Claimed off waivers by PHI



2022 GAME-BY-GAME STATISTICS (PHI)																
				RUSHING					RECEIVING						OFF SNAPS	
Date	Opp		GP/S	Att	Yds	Avg	Lg	TD	Rec	Yds	Avg	Lg	TD	TYS	No	Pct
Sep 11	at Det	W	0/0	INACTIVE												
Sep 19	Min	W	0/0	INACTIVE												
Sep 25	at Was	W	0/0	INACTIVE												
Oct 2	Jax	W	1/0	2	19	9.5	14	0	0	0	---	--	0	19	5	6%
Oct 9	at Ari	W	1/0	0	0	0.0	0	0	0	0	---	--	0	0	3	4%
Oct 16	Dal	W	0/0	INACTIVE												
Oct 30	Pit	W	0/0	INACTIVE												
Nov 3	at Hou	W	0/0	INACTIVE												
Nov 14	Was	L	0/0	INACTIVE												
Nov 20	at Ind	W	0/0	INACTIVE												
Nov 27	GB	W	0/0	INACTIVE												
Dec 4	Ten	W	0/0	INACTIVE												
Dec 11	at NYG	W	0/0	INACTIVE												
Dec 18	at Chi	W	0/0	INACTIVE												
Dec 24	at Dal	L	0/0	INACTIVE												
Jan 1	NO															
Jan 8	NYG															
Totals			2/0	2	19	9.5	14	0	0	0	---	--	0	19	8	1%

2021 GAME-BY-GAME STATISTICS (SF)																
				RUSHING					RECEIVING						OFF SNAPS	
Date	Opp		GP/S	Att	Yds	Avg	Lg	TD	Rec	Yds	Avg	Lg	TD	TYS	No	Pct
Sep 12	at Det	W	0/0	INACTIVE												
Sep 19	at Phi	W	1/0	1	8	8.0	8	0	0	0	---	--	0	8	1	1%
Sep 26	GB	L	1/1	10	31	3.1	16	1	2	3	1.5	3	0	34	41	59%
Oct 3	Sea	L	1/1	19	89	4.7	15	0	0	0	---	--	0	89	39	51%
Oct 10	at Ari	L	1/0	1	7	7.0	7	0	0	0	---	--	0	7	2	3%
Oct 24	Ind	L	1/0	0	0	---	--	0	0	0	---	--	0	0	0	0%
Oct 31	at Chi	W	1/0	0	0	---	--	0	0	0	---	--	0	0	0	0%
Nov 7	Ari	L	0/0	INACTIVE												
Nov 15	LAR	W	1/0	0	0	---	--	0	0	0	---	--	0	0	0	0%
Nov 21	at Jax	W	1/0	10	32	3.2	12	0	1	23	23.0	23	0	55	24	35%
Nov 28	Min	W	1/0	0	0	---	--	0	0	0	---	--	0	0	0	0%
Dec 5	at Sea	L	0/0	RESERVE/INJURED												
Dec 12	at Cin	W	0/0	RESERVE/INJURED												
Dec 19	Atl	W	0/0	RESERVE/INJURED												
Dec 23	at Ten	L	0/0	RESERVE/INJURED												
Jan 2	Hou	W	0/0	RESERVE/INJURED												
Jan 9	at LAR	W	0/0	RESERVE/INJURED												
Totals			9/2	41	167	4.1	16	1	3	26	8.7	23	0	193	107	10%
PLAYOFFS																
Jan 16	at Dal	W	0/0	INACTIVE												
Jan 22	at GB	W	0/0	INACTIVE												
Jan 30	at LAR	L	1/0	0	0	---	--	0	0	0	---	--	0	0	0	0%
Totals			1/0	0	0	---	--	0	0	0	---	--	0	0	0	0%





ISAAC SEUMALO
GUARD | 56

(pronounced say-uh-MAH-low)

Height: 6-4 Weight: 303 DOB: Oct. 29, 1993 (Age 29)
NFL Experience: 7th Year (7th with Eagles) Draft: D3-16 (79th overall) by PHI
College: Oregon State Hometown (HS): Corvallis, OR (Corvallis)



SUPER BOWL CHAMPION: 2017 (LII)

CAREER STATISTICS							
			STARTS			OFF SNAPS	
Year	Team	GP/S	LG	RG	RT	No	Pct
2016	Philadelphia	9/4	1	2	1	335	30%
2017	Philadelphia	14/2	2	0	0	284	25%
2018	Philadelphia	13/9	9	0	0	548	50%
2019	Philadelphia	16/16	16	0	0	1,181	99%
2020	Philadelphia	9/9	9	0	0	587	52%
2021	Philadelphia	3/3	3	0	0	168	15%
2022	Philadelphia	15/15	0	15	0	1,009	96%
Totals		79/58	40	17	1	---	---
PLAYOFFS							
2017	Philadelphia	3/0	0	0	0	23	11%
2018	Philadelphia	2/2	2	0	0	119	100%
2019	Philadelphia	1/1	1	0	0	69	100%
Totals		6/3	3	0	0	---	---

First job: Delivered newspapers (woke up at 3 a.m. to start his route)
... **If he could play another sport:** Ping pong ... **Favorite meal:** Hawaiian food ... **Favorite TV show:** *It's Always Sunny in Philadelphia*



CAREER HIGHLIGHTS

- ▶ A member of the Eagles' **Super Bowl LII**-winning team in 2017

BIRDSEED

- ▶ His sister, Jessi, is a scouting assistant for the San Francisco 49ers
- ▶ His father, Joe, played professionally in the Canadian Football League and NFL Europe between 1989-95 ... Joe is a long-time coach in the collegiate ranks and is currently San Jose State's DL coach

2022 SEASON - EAGLES

- ▶

2021 SEASON - EAGLES

- ▶ Appeared in 168 snaps over three starts ... Allowed 0 sacks and 0 QB hits prior to a season-ending injury sustained in Week 3

2020 SEASON - EAGLES

- ▶ Played 587 snaps in nine starts ... His 77.4 pass-blocking grade (*PFF*) ranked 4th among NFL LGs (min. 350 pass-blocking snaps at LG)

2019 SEASON - EAGLES

- ▶ Saw action in a career-high 1,181 snaps and started all 16 games ... Paved the way for an offense that ranked 3rd in the NFL in red zone TD efficiency (66.7%) and 4th in third-down conversions (45.4%)

2018 SEASON - EAGLES

- ▶ Totaled 548 snaps over 13 contests (nine starts) ... Surrendered only 1 sack in 345 pass-blocking opportunities

2017 SEASON - EAGLES

- ▶ Logged 284 snaps over 14 games (two starts) during the Eagles' **Super Bowl LII**-winning campaign ... Helped the Eagles lead the league in red zone offense (65.5%) and rank 3rd in rushing offense (132.2 ypg)

2016 SEASON - EAGLES

- ▶ Saw action in nine games, including four starts at three different positions ... Appeared at RG in his starting debut vs. GB (11/28/16)

COLLEGE HIGHLIGHTS

- ▶ Started 37 games at Oregon State, opening contests at four different positions (LT, C, RG and RT) ... Earned second-team All-Pac-12 honors in 2013 and was selected as a Freshman All-American in 2012

PERSONAL

- ▶ Prepped at Corvallis (OR) High School, where he was voted a 5A first-team all-state selection as both an OL and DL following his junior and senior seasons ... Also an Under Armour and ESPN All-American
- ▶ Originally born in Hawaii ... Is the son of Karen and Joe Seumalo ... Has three brothers (Andrew, Levi and Noah) and one sister (Jessi)

TRANSACTIONS

- ▶ **2016** - Drafted by PHI in 3rd round (79th overall) ... **3/4/19** - Agreed to terms with PHI on 3-year contract ... **9/22/20** - Placed on Reserve/Injured ... **11/20/20** - Activated from Reserve/Injured ... **9/28/21** - Placed on Reserve/Injured



JOSH SILLS

GUARD | 61



Height: 6-6 Weight: 325 DOB: Jan. 26, 1998 (Age 24)
NFL Experience: Rookie (1st with Eagles) Draft: UDFA-22 by PHI
College: Oklahoma State Hometown (HS): Byesville, OH (Meadowbrook)

CAREER STATISTICS						
			STARTS		OFF SNAPS	
Year	Team	GP/S	LG	RG	No	Pct
2022	Philadelphia	1/0	0	0	0	0%
Totals		1/0	0	0	---	---



2022 SEASON - EAGLES

- Began his debut season as one of three undrafted rookies to earn an opening day roster spot (also **Reed Blankenship** and **Josh Jobe**)

COLLEGE HIGHLIGHTS

- Spent the first four years of his career at West Virginia (2016-19) and then transferred to Oklahoma State (2020-21) ... In total, saw action in 52 career games, including 47 starts, between the two programs
- Voted a team captain at Oklahoma State and started in 23 of his 25 games in two seasons with the Cowboys ... Earned first-team All-Big 12 honors as a senior in 2021 ... Also garnered first-team all-conference recognition following his junior campaign in 2020, when he started all 11 games and played several OL positions (LG, LT and RT)
- Opened 24 of his 27 career games at West Virginia ... Tabbed a second-team All-Big 12 selection as a sophomore in 2018

PERSONAL

- Prepped at Meadowbrook (OH) High School, where he was a two-year starter at guard and also handled kicking and punting duties ... Set the school single-season (27) and career (69) records for extra points ... Selected to the North-South All-Star Game in 2016 ... Named to the *Associated Press* All-Ohio Division IV First Team in 2015
- Studied agribusiness management in college
- Is the son of John and Kim Sills

TRANSACTIONS

- 2022 - Signed by PHI as UDFA

First job: "I worked with my high school agriculture teacher on his farm. I planted corn, fed cows, vaccinated cows, artificially inseminated cows. Normal everyday farm stuff." ... **Hidden talents:** "I kicked off, punted and kicked extra points in high school. I used to have two kicking records. I believe I have only one now. My long was close to 45-50 yards. I kicked old school; I kicked straight on with a square-toed shoe." ... **Hobbies:** "You can usually find me somewhere with my dad in a hunting blind or fishing at a pond." ... **Someone he would like to meet:** Mark Cuban ... **Favorite athletes growing up:** Albert Pujols and Joe Thomas ... **Favorite food:** "Any home-cooked meal from my mother." ... **Favorite TV:** Outdoor Channel ... **Favorite music artists:** "I grew up listening to '80s, so Def Leppard, Kiss, Motley Crue, all those bands. Also, Kenny Chesney and Alan Jackson."



ARRYN SIPOSS (IR)
PUNTER | 8

(pronounced Aaron SIP-oss)

Height: 6-2 Weight: 212 DOB: Nov. 25, 1992 (Age 30)
NFL Experience: 2nd Year (2nd with Eagles) Draft: UDFA-20 by DET Acquired: FA-21
College: Auburn Hometown (HS): Melbourne, Australia (Hallam Senior College)



CAREER STATISTICS														
Year	Team	GP	No	Yds	Avg	Lg	TB	In20	Opp Ret	Opp Yds	Net Yds	Net Avg	Blk	ST
2021	Philadelphia	17	55	2,416	43.9	68	3	17	24	225	2,131	38.7	0	0
2022	Philadelphia	13	44	2,005	45.6	59	3	16	20	161	1,784	39.6	1	2
Totals		30	99	4,421	44.7	68	6	33	44	386	3,915	39.2	1	2
PLAYOFFS														
2021	Philadelphia	1	6	252	42.0	58	0	2	4	13	239	39.8	0	0
Totals		1	6	252	42.0	58	0	2	4	13	239	39.8	0	0
ADDITIONAL STATISTICS														
Kickoffs: 1 - 2021 (1)														

CAREER HIGHS		
Punts	6	4x, last: 9/25/22 at Was.
Punt Yards	277	9/25/22 at Was.
Punt Long	68	9/19/21 vs. SF
Inside 20	4	9/25/22 at Was.
Gross Average	51.3	11/14/21 at Den.
Net Average	50.3	11/3/22 at Hou.



BIRDSEED

- Supported Maddie’s Vision through the NFL’s *My Cause My Cleats* initiative in 2021 ... Maddie’s Vision aims to find a cure for Bone Marrow Failure Syndrome by funding urgent needs through research

2022 SEASON - EAGLES

- Set a new career-high net average (50.3) at Hou. (11/3/22)
- Recorded a career-high-tying 44.5 net average at Ari. (10/9/22)
- Set a career-high against Was. (9/25/22), landing 4 of his 6 punts inside the 20

2021 SEASON - EAGLES

- Punted 55 times for a 43.9 gross average and 38.7 net average ... Had 17 punts inside the 20, including 10 punts inside the 10 ... Ranked 4th in the NFL in percentage of punts inside the 10 (18.2%), behind **Blake Gillikin** (20.5%), **Corey Bojorquez** (18.9%) and **Logan Cooke** (18.5%)
- Tallied a career-best 51.3 gross average with punts of 54, 53 and 47 yards during the 30-13 victory at Den. (11/14/21)
- Recorded a career-long, 68-yard punt vs. SF (9/19/21)
- Made his NFL debut in the 32-6 win at Atl. (9/12/21) ... Landed a career-high 3 of his 4 punts inside the 20, including 2 punts inside the Falcons’ 8-yard line ... Finished with a career-high 44.5 net average

COLLEGE HIGHLIGHTS

- Played in 26 career games at Auburn (2018-19), registering 117 punts for 5,150 yards (44.0 avg.), including 21 punts of 50+ yards (career-long 60 yards) as well as 33 punts inside the 20-yard line

PERSONAL

- Picked by the Canadian Football League’s Winnipeg Blue Bombers in the 4th round (33rd overall) of the 2021 CFL Draft
- Formerly a professional Australian rules football player ... Originally selected by the St. Kilda Football Club of the Australian Football League with the 75th overall pick in 2010 ... Trained with ProKick Australia before transitioning to American football

2022 GAME-BY-GAME STATISTICS (PHI)

Date	Opp		No	Yds	Avg	Net	Lg	TB	In20	Blk
Sep 11	at Det	W	3	137	45.7	40.7	48	0	0	0
Sep 19	Min	W	4	179	44.8	43.5	49	0	2	0
Sep 25	at Was	W	6	277	46.2	39.5	53	2	4	0
Oct 2	Jax	W	3	134	44.7	35.3	53	1	1	0
Oct 9	at Ari	W	4	188	47.0	44.5	55	0	3	0
Oct 16	Dal	W	4	187	46.8	37.8	59	0	2	0
Oct 30	Pit	W	4	183	45.8	43.3	49	0	1	0
Nov 3	at Hou	W	3	149	49.7	50.3	52	0	0	0
Nov 14	Was	L	3	141	47.0	43.0	53	0	0	0
Nov 20	at Ind	W	4	167	41.8	35.5	49	0	1	0
Nov 27	GB	W	1	52	52.0	52.0	52	0	1	0
Dec 4	Ten	W	5	215	43.0	34.6	48	0	1	0
Dec 11	at NYG	W	0	0	---	---	--	0	0	1
Dec 18	at Chi	W	RESERVE/INJURED							
Dec 24	at Dal	L	RESERVE/INJURED							
Jan 1	NO									
Jan 8	NYG									
Totals			44	2,005	45.6	39.6	59	3	16	1

2021 GAME-BY-GAME STATISTICS (PHI)

Date	Opp		No	Yds	Avg	Net	Lg	TB	In20	Blk
Sep 12	at Atl	W	4	189	47.3	44.5	54	0	3	0
Sep 19	SF	L	4	204	51.0	37.8	68	2	1	0
Sep 27	at Dal	L	6	258	43.0	40.8	51	0	2	0
Oct 3	KC	L	0	0	---	---	--	0	0	0
Oct 10	at Car	W	6	276	46.0	39.5	64	0	1	0
Oct 14	TB	L	5	220	44.0	39.8	55	0	0	0
Oct 24	at LV	L	3	143	47.7	12.7	52	0	1	0
Oct 31	at Det	W	1	47	47.0	36	47	0	0	0
Nov 7	LAC	L	3	130	43.3	40.0	44	0	1	0
Nov 14	at Den	W	3	154	51.3	42.3	54	0	1	0
Nov 21	NO	W	5	221	44.2	38.4	53	0	1	0
Nov 28	at NYG	L	3	130	43.3	10.3	46	0	2	0
Dec 5	at NYJ	W	1	38	38.0	38.0	38	0	1	0
Dec 21	Was	W	2	75	37.5	27.5	41	1	1	0
Dec 26	NYG	W	4	170	42.5	38.5	51	0	0	0
Jan 2	at Was	W	2	74	37.0	37.0	39	0	2	0
Jan 8	Dal	L	3	87	29.0	25.3	42	0	0	0
Totals			55	2,416	43.9	38.7	68	3	17	0

PLAYOFFS

Jan 16	at TB	L	6	252	42.0	39.8	58	0	2	0
Totals			6	252	42.0	39.8	58	0	2	0



Nickname: Sip ... **Hobbies:** Golf and cooking ... **First job:** Dishwasher at Krispy Kreme ... **Surprisingly good at:** Singing ... **Desired talent:** Play guitar ... **If he could be any superhero:** "Batman, Christian Bale style. The guy is a beast." ... **If he owned a business:** Australian-style café/ coffee shop (he thinks we need better coffee in the United States) ... **If he could choose any karaoke song:** "Love Yourself" - Justin Bieber ... **Favorite TV shows:** Game of Thrones and Ozark ... **Favorite movies:** The Dark Knight ... **Favorite music artist:** Ed Sheeran ... **Favorite meal:** Pot and parma (Australian slang for a beer and chicken parmigiana) ... **Favorite athlete growing up:** Australian Rules Footballer Jason Cripps ... **Favorite sports moment:** Watching Australian Cathy Freeman win gold at the 2000 Sydney Olympics in the 400m

TRANSACTIONS

- **2020** - Signed by DET as UDFA ... **7/29/20** - Placed on Reserve/COVID-19 ... **8/9/20** - Activated from Reserve/COVID-19 ... **9/5/20** - Waived by DET ... **9/6/20** - Signed by DET to practice squad ... **10/21/20** - Released by DET from practice squad ... **10/24/20** - Signed by DET to practice squad ... **12/16/20** - Released by DET from practice squad ... **12/19/20** - Signed by DET to practice squad ... **1/13/21** - Signed by PHI to reserve/future contract ... **12/13/22** - Placed on Reserve/Injured



DARIUS SLAY
CORNERBACK | 2



Height: 6-0 Weight: 190 DOB: Jan. 1, 1991 (Age 31)
NFL Experience: 10th Year (3rd with Eagles) Draft: D2-13 (36th overall) by DET Acquired: T-Det-20
College: Mississippi State Hometown (HS): Brunswick, GA (Brunswick)

ALL-PRO: 2017 PRO BOWL: 2018, 2019, 2020, 2022, 2023

CAREER STATISTICS																		
			TACKLES				PASS RUSH			INTERCEPTIONS					FUMBLES		DEF SNAPS	
Year	Team	GP/S	Total	Solo	Asst	TFL	Sacks	QBH	QBP	Int	Yds	Lg	TD	PD	FF	FR	No	Pct
2013	Detroit	13/4	31	25	6	0	0.0	0	N/A	0	0	--	0	5	0	0	338	33%
2014	Detroit	16/16	60	47	13	1	0.0	0	N/A	2	42	40	0	17	0	0	1,012	97%
2015	Detroit	16/16	58	47	11	1	0.0	0	N/A	2	0	0	0	13	0	0	994	95%
2016	Detroit	13/13	44	43	1	1	1.0	1	1	2	24	13	0	13	1	0	731	71%
2017	Detroit	16/16	60	54	6	1	0.0	0	0	8	73	37	0	26	0	1	1,064	98%
2018	Detroit	15/15	43	40	3	1	0.0	0	0	3	107	67t	1	17	0	0	875	89%
2019	Detroit	14/14	46	36	10	0	0.0	0	0	2	19	19	0	13	0	1	858	75%
2020	Philadelphia	15/14	59	53	6	2	0.0	0	1	1	25	25	0	6	0	0	884	80%
2021	Philadelphia	16/16	52	40	12	5	0.0	0	0	3	76	51t	1	9	0	2	955	85%
2022	Philadelphia	15/15	49	34	15	0	0.0	0	0	3	17	19	0	13	0	0	873	90%
Totals		149/139	502	419	83	12	1.0	1	---	26	383	67t	2	132	1	4	---	---
PLAYOFFS																		
2014	Detroit	1/1	0	0	0	0	0.0	0	N/A	0	0	--	0	1	0	0	61	98%
2016	Detroit	1/1	2	1	1	0	0.0	0	0	0	0	--	0	0	0	0	70	96%
2021	Philadelphia	1/1	5	4	1	0	0.0	0	0	0	0	--	0	1	0	0	71	97%
Totals		3/3	7	5	2	0	0.0	0	---	0	0	--	0	2	0	0	---	---
ADDITIONAL STATISTICS																		
Fumble Recovery TDs: 2 - 2021 (2) Special Teams Tackles: 2013 (3), 2014 (1), 2015 (1) Offensive Snaps: 2 - 2021 (2)																		

CAREER HIGHS		
Tackles	9	2x, last: 10/9/22
Sacks	1.0	10/2/16 at Chi.
INTs	2	4x, last: 9/19/22 vs. Min.
PDs	5	9/19/22 vs. Min.
FFs	1	10/9/16 vs. Phi.
FRs	1	4x, last: 10/31/21 at Det.



CAREER HIGHLIGHTS

- ▶ Is a five-time Pro Bowl selection (2018, '19, '20, '22, '23) ... Also selected first-team All-Pro by the Associated Press in 2017, when he produced an NFL-leading 8 INTs (tied with Kevin Byard) and 26 PDs

BIRDSEED

- ▶ Goes by "Slay" or "Big Play Slay" ... Only his grandmother has permission to call him "Darius" ... His father, Darius Sr., calls him "Junior"
- ▶ Slay was born when Darius Sr. and his mother, Stephanie Lowe, were just 14 and 13 years old, respectively ... Considers his mother a 'big sister' who is one of his best friends in life as well as his idol
- ▶ His oldest son, Darion, was born when Slay was 15 years old ... Was forced to grow up quickly and understood that he had to treat school more seriously ... Darion pushed Slay to become the best version of himself and also drove him toward the NFL ... Treats Darion like he is his younger brother and connects with him through football
- ▶ In 2018, opened the Big Play Slay Center of Excellence, which is an academic center in his hometown of Brunswick, GA

NOTES TO KNOW

- ▶ Leads all NFL players with 132 PDs since the 2013 campaign

2022 GAME-BY-GAME STATISTICS (PHI)												
Date	Opp		GP/S	Tot	Solo	Sk	Int	PD	FF	FR	Snaps	Pct
Sep 11	at Det	W	1/1	6	4	0.0	0	0	0	0	67	97%
Sep 19	Min	W	1/1	1	1	0.0	2	5	0	0	49	80%
Sep 25	at Was	W	1/1	1	1	0.0	0	0	0	0	61	79%
Oct 2	Jax	W	1/1	0	0	0.0	0	0	0	0	3	6%
Oct 9	at Ari	W	1/1	9	7	0.0	0	0	0	0	69	100%
Oct 16	Dal	W	1/1	2	1	0.0	1	2	0	0	67	100%
Oct 30	Pit	W	1/1	2	1	0.0	0	1	0	0	76	100%
Nov 3	at Hou	W	1/1	4	2	0.0	0	0	0	0	59	98%
Nov 14	Was	L	1/1	4	4	0.0	0	1	0	0	83	100%
Nov 20	at Ind	W	1/1	4	3	0.0	0	0	0	0	65	100%
Nov 27	GB	W	1/1	4	4	0.0	0	1	0	0	46	94%
Dec 4	Ten	W	1/1	2	1	0.0	0	0	0	0	45	82%
Dec 11	at NYG	W	1/1	4	2	0.0	0	2	0	0	52	81%
Dec 18	at Chi	W	1/1	3	1	0.0	0	1	0	0	59	100%
Dec 24	at Dal	L	1/1	3	2	0.0	0	0	0	0	72	99%
Jan 1	NO											
Jan 8	NYG											
Totals			15/15	49	34	0.0	3	13	0	0	873	90%

2022 SEASON - EAGLES

- ▶ Picked off Cowboys QB **Cooper Rush** in the second quarter of the 26-17 win vs. Dal. (10/16/22)
- ▶ Earned **NFC Defensive Player of the Week** honors after leading the defense with a career-high 5 PDs and 2 INTs in the 24-7 victory vs. Min. (9/19/22) ... Became just the third Eagle since 1999 to record 5+ PDs and 2+ INTs in a single game, joining **Lito Sheppard** (10/8/06 vs. Dallas) and **Troy Vincent** (12/19/99 vs. New England)

2021 SEASON - EAGLES

- ▶ Voted to his fourth **Pro Bowl** after leading the NFL with a career-high 3 defensive TDs (2 FRs, 1 INT) ... Paced the Eagles defense with 5 take-aways (3 INTs, 2 FRs) and 9 PDs (tied) ... Added 52 tackles (5 TFLs)
- ▶ Joined **Eric Allen** in 1993 (4 INT-TDs) as the only players in franchise history to post 3+ defensive TDs in a season ... Became the first player in team history to register 3+ defensive TDs in a four-game span (first NFL player to do so since **Eddie Jackson** with Chicago in 2018)
- ▶ Picked off Saints QB **Trevor Siemian** with 34 seconds remaining in the first half and returned it 51 yards for a TD in the 40-29 victory vs. NO (11/21/21) ... Became just the fourth NFL player since 1999 to record 50+ yard defensive TDs in consecutive games, joining **Sheldon Brown** (2009), **Vincent Fuller** (2007) and **Greg Ellis** (1999)
- ▶ Named **NFC Defensive Player of the Week** after he recovered a Broncos RB **Melvin Gordon** fumble (forced by **Davion Taylor**) and returned it 83 yards for a TD during the third quarter of the 30-13 win at Den. (11/24/21) ... Tied for the 7th-longest FR-TD in team history ... Became the fourth Eagle to register 2 FR-TDs in a season, joining **Juqua Parker** (2011), **Kevin Curtis** (2007) and **Seth Joyner** (1991)
- ▶ Produced a 33-yard fumble recovery TD after corralling a ball **Avonte Maddox** stripped from Lions RB **D'Andre Swift** in the 44-6 win at Det. (10/31/21) ... Became the first Eagles CB to return a fumble for a score since **Orlando Scandrick** on 10/6/19 vs. N.Y. Jets
- ▶ Recorded a career-high-tying 2 INTs against Panthers QB **Sam Darnold** in the 21-18 comeback victory at Car. (10/10/21)

2020 SEASON - EAGLES

- ▶ Logged 59 tackles (53 solo) with 6 PDs, 2 TFLs and 1 INT ... Ranked 2nd on the Eagles defense in PDs, trailing only **Rodney McLeod** (7)

2021 GAME-BY-GAME STATISTICS (PHI)												
Date	Opp		GP/S	Tot	Solo	Sk	Int	PD	FF	FR	Snaps	Pct
Sep 12	at Atl	W	1/1	6	3	0.0	0	1	0	0	70	97%
Sep 19	SF	L	1/1	3	3	0.0	0	0	0	0	68	97%
Sep 27	at Dal	L	1/1	4	3	0.0	0	0	0	0	76	99%
Oct 3	KC	L	1/1	5	4	0.0	0	0	0	0	67	100%
Oct 10	at Car	W	1/1	3	3	0.0	2	2	0	0	71	100%
Oct 14	TB	L	1/1	3	2	0.0	0	0	0	0	75	100%
Oct 24	at LV	L	1/1	5	3	0.0	0	0	0	0	66	100%
Oct 31	at Det	W	1/1	1	1	0.0	0	0	0	1	46	74%
Nov 7	LAC	L	1/1	3	3	0.0	0	0	0	0	44	64%
Nov 14	at Den	W	1/1	5	3	0.0	0	0	0	1	46	79%
Nov 21	NO	W	1/1	1	1	0.0	1	2	0	0	39	60%
Nov 28	at NYG	L	1/1	0	0	0.0	0	1	0	0	59	98%
Dec 5	at NYJ	W	1/1	5	4	0.0	0	1	0	0	59	100%
Dec 21	Was	W	1/1	4	4	0.0	0	2	0	0	55	100%
Dec 26	NYG	W	1/1	2	1	0.0	0	0	0	0	51	67%
Jan 2	at Was	W	1/1	2	2	0.0	0	0	0	0	63	100%
Jan 8	Dal	L	0/0	INACTIVE								
Totals			16/16	52	40	0.0	3	9	0	2	955	85%

PLAYOFFS												
Jan 16	at TB	L	1/1	5	4	0.0	0	1	0	0	71	97%
Totals			1/1	5	4	0.0	0	1	0	0	71	97%

DEFENSIVE TOUCHDOWNS (4)		
Date	Opponent	Type (Yds)
11/21/21	vs. New Orleans Saints (W, 40-29)	INT
11/14/21	at Denver Broncos (W, 30-13)	Fumble
10/31/21	at Detroit Lions (W, 44-6)	Fumble
12/9/18	at Arizona Cardinals (W, 17-3)	INT

MULTI-INTERCEPTION GAMES (4)		
Date	Opponent	INT
9/19/22	vs. Minnesota Vikings (W, 24-7)	2
10/10/21	at Carolina Panthers (W, 21-18)	2
12/16/17	vs. Chicago Bears (W, 20-10)	2
9/24/17	vs. Atlanta Falcons (L, 26-30)	2



2020 GAME-BY-GAME STATISTICS (PHI)

Date	Opp	GP/S	Tot	Solo	Sk	Int	PD	FF	FR	Snap	Pct
Sep 13	at Was	L	1/1	3	2	0.0	0	0	0	64	91%
Sep 20	LAR	L	1/1	5	4	0.0	0	0	0	67	97%
Sep 27	Cin	T	1/1	7	7	0.0	0	1	0	66	92%
Oct 4	at SF	W	1/1	4	4	0.0	0	1	0	73	100%
Oct 11	at Pit	L	1/1	8	7	0.0	0	1	0	60	80%
Oct 18	Bal	L	1/1	3	3	0.0	0	0	0	73	100%
Oct 22	NYG	W	1/1	3	3	0.0	0	0	0	59	98%
Nov 1	Dal	W	1/1	2	2	0.0	0	0	0	28	35%
Nov 15	at NYG	L	1/1	2	2	0.0	0	1	0	69	97%
Nov 22	at Cle	L	1/1	1	1	0.0	0	0	0	51	76%
Nov 30	Sea	L	1/1	9	8	0.0	0	0	0	67	100%
Dec 6	at GB	L	1/1	2	2	0.0	0	1	0	40	66%
Dec 13	NO	W	1/1	6	5	0.0	0	0	0	35	55%
Dec 20	at Ari	L	0/0	INACTIVE							
Dec 27	at Dal	L	1/1	2	2	0.0	1	1	0	69	99%
Jan 3	Was	L	1/1	2	1	0.0	0	0	0	63	100%
Totals			15/14	59	53	0.0	1	6	0	884	80%

- ▶ Registered a career-high 9 tackles vs. Sea. (11/30/20)

2019 SEASON - LIONS

- ▶ Posted a team-high-tying 13 PDs (**Justin Coleman**) and 2 INTs (**Amani Oluwariye**) ... Added 46 tackles (36 solo) and 1 FR
- ▶ Recovered a fumble by Eagles WR **Nelson Agholor** and returned it 38 yards to the PHI 22 in the 27-24 win at Phi. (9/22/19) ... The takeaway set up a 33-yard FG by Lions K **Matt Prater**

2018 SEASON - LIONS

- ▶ Ranked 4th in the NFL with a team-leading 17 PDs, trailing only **Kyle Fuller** (21), **Stephon Gilmore** (20) and **Kareem Jackson** (18) ... Tied with **Quandre Diggs** for the most INTs (3) on the Lions defense
- ▶ Named **NFC Defensive Player of the Week** after recording a 67-yard INT-TD against Cardinals QB **Josh Rosen** in the 17-3 victory at Ari. (12/9/18) ... Became the first Lions defender in team history to collect three Player of the Week accolades

2017 SEASON - LIONS

- ▶ Led the NFL with a career-high 26 PDs and tied **Kevin Byard** for the most INTs (career-high 8) ... Became the first Lions player to snag 8+ INTs in a season since **Willie Clay** in 1995 and the first CB in team history to do so since **Dick LeBeau** in 1970
- ▶ Voted **NFC Defensive Player of the Week** for the second time in his career after producing a career-high-tying 2 INTs off of Bears QB **Mitchell Trubisky** in the 20-10 win vs. Chi. (12/16/17)
- ▶ Notched his 1st career FR (forced by Lions CB **Quandre Diggs** against Buccaneers TE **O.J. Edwards**) in the 24-21 win at TB (12/10/17)
- ▶ Picked off Falcons QB **Matt Ryan** twice vs. Atl. (9/24/17)

2016 SEASON - LIONS

- ▶ Led the Lions defense with 13 PDs and produced a team-high-tying 2 INTs ... Added 44 tackles (43 solo), 1.0 sack and 1 FF
- ▶ Earned **NFC Defensive Player of the Week** recognition after posting 3 tackles, 2 PDs, 1 INT and 1 FF in the 24-23 win vs. Phi. (10/9/16) ... Forced a fumble by Eagles RB **Ryan Mathews** to keep Detroit's hopes alive in the fourth quarter and picked off Eagles QB **Carson Wentz** to seal the victory on the next possession

2019 GAME-BY-GAME STATISTICS (DET)

Date	Opp	GP/S	Tot	Solo	Sk	Int	PD	FF	FR	Snap	Pct
Sep 8	at Ari	T	1/1	0	0	0.0	0	1	0	87	99%
Sep 15	LAC	W	1/1	6	5	0.0	1	2	0	63	97%
Sep 22	at Phi	W	1/1	1	1	0.0	0	0	0	42	57%
Sep 29	KC	L	0/0	INACTIVE							
Oct 14	at GB	L	1/1	6	4	0.0	0	0	0	72	97%
Oct 20	Min	L	1/1	3	2	0.0	0	0	0	18	25%
Oct 27	NYG	W	0/0	INACTIVE							
Nov 3	at Oak	L	1/1	3	2	0.0	0	0	0	68	97%
Nov 10	at Chi	L	1/1	4	2	0.0	0	0	0	54	96%
Nov 17	Dal	L	1/1	3	3	0.0	0	3	0	72	99%
Nov 24	at Was	L	1/1	3	3	0.0	0	2	0	58	100%
Nov 28	Chi	L	1/1	2	1	0.0	1	1	0	62	97%
Dec 8	at Min	L	1/1	4	4	0.0	0	1	0	71	99%
Dec 15	TB	L	1/1	3	2	0.0	0	0	0	65	87%
Dec 22	at Den	L	1/1	5	4	0.0	0	2	0	64	90%
Dec 29	GB	L	1/1	3	3	0.0	0	1	0	62	71%
Totals			14/14	46	36	0.0	2	13	0	858	75%

- ▶ Produced his 1st career sack against Bears QB **Brian Hoyer** and tallied 4 solo tackles with 3 PDs at Chi. (10/2/16)

2015 SEASON - LIONS

- ▶ Produced a team-high 13 PDs with 58 tackles (47 solo)
- ▶ Logged a career-high 4 PDs in the 37-34 win vs. Chi. (10/18/15)

2014 SEASON - LIONS

- ▶ Tied for 6th in the NFL with 17 PDs, behind **Bradley Fletcher** (22), **Joe Haden** (20), **Vontae Davis** (18), **Buster Skrine** (18) and **Xavier Rhodes** (18) ... Posted a then-career-high 60 tackles (47 solo)

2013 SEASON - LIONS

- ▶ Recorded 31 tackles (25 solo) and 5 PDs as a rookie

COLLEGE HIGHLIGHTS

- ▶ Played collegiately at Itawamba Community College (Fulton, MS) (2009-10) and Mississippi State (2011-12)
- ▶ Earned All-SEC honors as a senior at Mississippi State in 2012, when he recorded 40 tackles (26 solo) with a career-high 5 INTs, including 1 TD ... Totaled 24 tackles (16 solo) and 1 INT-TD as a junior in 2011
- ▶ Named MACJC First Team All-State following his sophomore year at Itawamba in 2010, registering 32 tackles, 1 FF and 1 FR
- ▶ As a freshman in 2009, produced 41 tackles, 2 FFs and 1.0 sack en route to MACJC First Team All-State recognition

PERSONAL

- ▶ Married to his wife, Jennifer, who he views as one of his biggest influences ... Jennifer played basketball at Southwest Oklahoma State
- ▶ Attended Brunswick (GA) High School, where he was an all-state selection as both a DB and RB ... Also lettered in basketball and was a standout sprinter (100- and 200-meter dashes)

TRANSACTIONS

- ▶ **2013** - Drafted by DET in 2nd round (36th overall) ... **7/26/16** - Signed by DET to 4-year contract extension ... **7/25/19** - Placed on Reserve/Non-Football Injury ... **8/2/19** - Activated from Reserve/Non-Football Injury ... **3/19/20** - Acquired by PHI from DET in exchange for 2020 3rd-round and 5th-round draft choices

2018 GAME-BY-GAME STATISTICS (DET)												
Date	Opp		GP/S	Tot	Solo	Sk	Int	PD	FF	FR	Snaps	Pct
Sep 10	NYJ	L	1/1	1	1	0.0	0	0	0	0	54	90%
Sep 16	at SF	L	1/1	5	5	0.0	0	0	0	0	41	64%
Sep 23	NE	W	1/1	0	0	0.0	1	1	0	0	48	100%
Sep 30	at Dal	L	1/1	3	3	0.0	0	3	0	0	66	96%
Oct 7	GB	W	1/1	5	5	0.0	0	0	0	0	78	96%
Oct 21	at Mia	W	1/1	2	2	0.0	0	1	0	0	51	91%
Oct 28	Sea	L	1/1	3	3	0.0	0	0	0	0	60	95%
Nov 4	at Min	L	1/1	3	3	0.0	1	2	0	0	46	94%
Nov 11	at Chi	L	0/0	INACTIVE								
Nov 18	Car	W	1/1	4	3	0.0	0	2	0	0	54	93%
Nov 22	Chi	L	1/1	4	4	0.0	0	0	0	0	58	100%
Dec 2	LAR	L	1/1	3	3	0.0	0	0	0	0	69	100%
Dec 9	at Ari	W	1/1	3	2	0.0	1	3	0	0	67	96%
Dec 16	at Buf	L	1/1	1	1	0.0	0	3	0	0	68	100%
Dec 23	Min	L	1/1	4	3	0.0	0	0	0	0	59	97%
Dec 30	at GB	W	1/1	2	2	0.0	0	2	0	0	56	100%
Totals			15/15	43	40	0.0	3	17	0	0	875	89%

2017 GAME-BY-GAME STATISTICS (DET)												
Date	Opp		GP/S	Tot	Solo	Sk	Int	PD	FF	FR	Snaps	Pct
Sep 10	Ari	W	1/1	1	1	0.0	0	1	0	0	75	100%
Sep 18	at NYG	W	1/1	8	6	0.0	0	2	0	0	56	100%
Sep 24	Atl	L	1/1	5	5	0.0	2	3	0	0	67	99%
Oct 1	at Min	W	1/1	1	1	0.0	0	1	0	0	56	100%
Oct 8	Car	L	1/1	6	5	0.0	0	0	0	0	66	100%
Oct 15	at NO	L	1/1	3	3	0.0	1	1	0	0	69	97%
Oct 29	Pit	L	1/1	2	2	0.0	0	1	0	0	63	98%
Nov 6	at GB	W	1/1	1	1	0.0	0	1	0	0	56	95%
Nov 12	Cle	W	1/1	5	5	0.0	1	3	0	0	78	96%
Nov 19	at Chi	W	1/1	3	3	0.0	0	2	0	0	62	98%
Nov 23	Min	L	1/1	3	3	0.0	0	0	0	0	73	99%
Dec 3	at Bal	L	1/1	3	1	0.0	0	0	0	0	63	98%
Dec 10	at TB	W	1/1	6	5	0.0	1	2	0	1	65	92%
Dec 16	Chi	W	1/1	5	5	0.0	2	3	0	0	66	96%
Dec 24	at Cin	L	1/1	7	7	0.0	0	3	0	0	81	96%
Dec 31	GB	W	1/1	1	1	0.0	1	3	0	0	68	100%
Totals			16/16	60	54	0.0	8	26	0	1	1,064	98%


2016 GAME-BY-GAME STATISTICS (DET)												
Date	Opp		GP/S	Tot	Solo	Sk	Int	PD	FF	FR	Snaps	Pct
Sep 11	at Ind	W	1/1	4	4	0.0	0	0	0	0	69	99%
Sep 18	Ten	L	1/1	3	3	0.0	0	1	0	0	67	100%
Sep 25	at GB	L	1/1	4	4	0.0	0	0	0	0	54	100%
Oct 2	at Chi	L	1/1	4	4	1.0	0	3	0	0	69	100%
Oct 9	Phi	W	1/1	3	3	0.0	1	2	1	0	60	98%
Oct 16	LAR	W	1/1	2	2	0.0	0	1	0	0	56	97%
Oct 23	Was	W	1/1	2	2	0.0	0	1	0	0	22	30%
Oct 30	at Hou	L	0/0	INACTIVE								
Nov 6	at Min	W	0/0	INACTIVE								
Nov 20	Jax	W	1/1	3	3	0.0	0	1	0	0	65	99%
Nov 24	Min	W	1/1	4	4	0.0	1	1	0	0	58	100%
Dec 4	at NO	W	1/1	3	3	0.0	0	1	0	0	61	98%
Dec 11	Chi	W	1/1	3	2	0.0	0	2	0	0	56	100%
Dec 18	at NYG	L	1/1	1	1	0.0	0	0	0	0	25	39%
Dec 26	at Dal	L	0/0	INACTIVE								
Jan 1	GB	L	1/1	8	8	0.0	0	0	0	0	69	92%
Totals			13/13	44	43	1.0	2	13	1	0	731	71%
PLAYOFFS												
Jan 7	at Sea	L	1/1	2	1	0.0	0	0	0	0	70	96%
Totals			1/1	2	1	0.0	0	0	0	0	70	96%

2015 GAME-BY-GAME STATISTICS (DET)												
Date	Opp		GP/S	Tot	Solo	Sk	Int	PD	FF	FR	Snaps	Pct
Sep 13	at SD	L	1/1	5	3	0.0	1	1	0	0	71	95%
Sep 20	at Min	L	1/1	5	4	0.0	0	0	0	0	59	91%
Sep 27	Den	L	1/1	5	4	0.0	0	0	0	0	63	98%
Oct 5	at Sea	L	1/1	4	1	0.0	0	0	0	0	63	97%
Oct 11	Ari	L	1/1	2	2	0.0	0	1	0	0	36	78%
Oct 18	Chi	W	1/1	6	6	0.0	0	4	0	0	79	99%
Oct 25	Min	L	1/1	4	4	0.0	0	1	0	0	73	97%
Nov 1	at KC	L	1/1	2	1	0.0	0	2	0	0	58	89%
Nov 15	at GB	W	1/1	0	0	0.0	0	0	0	0	87	100%
Nov 22	Oak	W	1/1	2	2	0.0	0	0	0	0	50	98%
Nov 26	Phi	W	1/1	3	1	0.0	0	1	0	0	48	81%
Dec 3	GB	L	1/1	2	2	0.0	0	0	0	0	67	100%
Dec 13	at StL	L	1/1	2	2	0.0	1	1	0	0	55	100%
Dec 21	at NO	W	1/1	7	6	0.0	0	2	0	0	74	96%
Dec 27	SF	W	1/1	6	6	0.0	0	0	0	0	61	98%
Jan 3	at Chi	W	1/1	3	3	0.0	0	0	0	0	50	96%
Totals			16/16	58	47	0.0	2	13	0	0	994	95%



2014 GAME-BY-GAME STATISTICS (DET)												
Date	Opp		GP/S	Tot	Solo	Sk	Int	PD	FF	FR	Snaps	Pct
Sep 8	NYG	W	1/1	3	3	0.0	0	3	0	0	57	95%
Sep 14	at Car	L	1/1	4	3	0.0	0	0	0	0	60	90%
Sep 21	GB	W	1/1	6	4	0.0	0	1	0	0	53	100%
Sep 28	at NYJ	W	1/1	5	3	0.0	1	1	0	0	64	100%
Oct 5	Buf	L	1/1	5	5	0.0	0	1	0	0	70	99%
Oct 12	at Min	W	1/1	2	2	0.0	0	0	0	0	67	99%
Oct 19	NO	W	1/1	6	5	0.0	0	2	0	0	73	99%
Oct 26	at Atl	W	1/1	1	1	0.0	0	0	0	0	54	90%
Nov 9	Mia	W	1/1	6	3	0.0	0	0	0	0	61	100%
Nov 16	at Ari	L	1/1	0	0	0.0	0	1	0	0	50	95%
Nov 23	at NE	L	1/1	1	0	0.0	0	0	0	0	76	97%
Nov 27	Chi	W	1/1	8	6	0.0	0	3	0	0	64	100%
Dec 7	TB	W	1/1	4	4	0.0	0	1	0	0	64	100%
Dec 14	Min	W	1/1	4	4	0.0	1	2	0	0	66	96%
Dec 21	at Chi	W	1/1	4	3	0.0	0	2	0	0	64	100%
Dec 28	at GB	L	1/1	1	1	0.0	0	0	0	0	60	91%
Totals			16/16	60	47	0.0	2	17	0	0	1,012	97%
PLAYOFFS												
Jan 4	at Dal	L	1/1	0	0	0.0	0	1	0	0	61	98%
Totals			1/1	0	0	0.0	0	1	0	0	61	98%

2013 GAME-BY-GAME STATISTICS (DET)												
Date	Opp		GP/S	Tot	Solo	Sk	Int	PD	FF	FR	Snaps	Pct
Sep 8	Min	W	1/1	4	4	0.0	0	1	0	0	31	56%
Sep 15	at Ari	L	1/1	0	0	0.0	0	0	0	0	28	39%
Sep 22	at Was	W	1/0	0	0	0.0	0	0	0	0	0	0%
Sep 29	Chi	W	1/0	7	6	0.0	0	1	0	0	63	88%
Oct 6	at GB	L	1/0	0	0	0.0	0	0	0	0	0	0%
Oct 13	at Cle	W	1/0	4	2	0.0	0	0	0	0	48	71%
Oct 20	Cin	L	1/0	5	4	0.0	0	0	0	0	34	60%
Oct 27	Dal	W	1/0	1	1	0.0	0	0	0	0	18	32%
Nov 10	at Chi	W	1/0	2	2	0.0	0	0	0	0	13	17%
Nov 17	at Pit	L	1/0	1	0	0.0	0	0	0	0	4	5%
Nov 24	TB	L	1/0	1	0	0.0	0	0	0	0	6	12%
Nov 28	GB	W	1/1	2	2	0.0	0	2	0	0	43	100%
Dec 8	at Phi	L	0/0	INACTIVE								
Dec 16	Bal	L	0/0	INACTIVE								
Dec 22	NYG	L	0/0	INACTIVE								
Dec 29	at Min	L	1/1	4	4	0.0	0	1	0	0	50	86%
Totals			13/4	31	25	0.0	0	5	0	0	338	33%



DEVONTA SMITH
WIDE RECEIVER | 6



Height: 6-0 Weight: 170 DOB: Nov. 14, 1998 (Age 24)
NFL Experience: 2nd Year (2nd with Eagles) Draft: D1-21 (10th overall) by PHI
College: Alabama Hometown (HS): Amite, LA (Amite)

CAREER STATISTICS									
			RECEIVING					OFF SNAPS	
Year	Team	GP/S	Rec	Yds	Avg	Lg	TD	No	Pct
2021	Philadelphia	17/16	64	916	14.3	46	5	916	82%
2022	Philadelphia	15/15	79	1,014	12.8	45	7	956	91%
Totals		32/31	143	1,930	13.5	46	12	---	---
PLAYOFFS									
2021	Philadelphia	1/1	4	60	15.0	31	0	66	100%
Totals		1/1	4	60	15.0	31	0	---	---
ADDITIONAL STATISTICS									
Fumbles/Lost: 2/2 - 2021 (1/1), 2022 (1/1) Punt Returns: 2-15 - 2022 (2-15)									
Misc. FFs: 1 - 2021 (1)									

CAREER HIGHS		
Receptions	10	10/9/22 at Ari.
Receiving Yards	169	9/25/22 at Was.
Receiving Long	46	12/26/21 vs. NYG
Receiving TDs	2	2x, last: 12/24/22 at Dal.

Nicknames: Smitty, Slim Reaper, Skinny Batman ... **Place he'd like to visit:** Tokyo, Japan ... **Hidden talent:** Cooking ... **If he could play another sport, what position:** Basketball, point guard ... **What his job would be if he wasn't playing football:** "Probably detailing cars. That was my first job at the car wash." ... **Favorite athlete growing up:** Former Saints QB Aaron Brooks ... **Favorite pregame music:** "It's got to be Lil Boosie. For some reason, I listen to 'Candy Rain' (by Soul for Real) the whole time I'm stretching. I don't change the song. It's on repeat, the entire time, on loop." ... **Favorite movie:** *I'm Bout It* by Master P ... **Favorite food:** "Crawfish étouffée. That's Louisiana stuff."



CAREER HIGHLIGHTS

- ▶ Set the team rookie record for receiving yards (916) in 2021, breaking the previous mark set by **DeSean Jackson** in 2008 (912)

BIRDSEED

- ▶ Partnered with Endstate, a high-tech footwear company, to establish a signature sneaker that he played a role in designing in 2022 ... Smith's sneaker was originally released via a non-fungible token (NFT) ... Each NFT is redeemable for a physical pair of sneakers and is also tied to exclusive digital and in-person experiences centered around Smith
- ▶ During the 2022 offseason, hosted the first annual DeVonta Smith & Friends Celebrity Softball Game at the home of the Lehigh Valley Iron-Pigs (Philadelphia Phillies' Triple-A affiliate) in Allentown, PA ... The highly-entertaining philanthropic event included a home run derby, won by **A.J. Brown**, and a seven-inning contest that ended in a walk-off home run by **Jalen Hurts**, who collected MVP honors after the game
- ▶ Credits much of his success to his barber, Vincent Sanders, who became his mentor growing up ... Sanders helped reinforce that football was meant to be a part of Smith's future and drove him to camps
- ▶ Supported the Eagles Autism Foundation through the NFL's *My Cause My Cleats* campaign ... The Eagles Autism Foundation supports the highest quality and most impactful autism research and care to improve the lives of affected individuals and families, as well as the acquisition of knowledge, technologies and discoveries that will bring new opportunities in the future

2022 SEASON - EAGLES

- ▶ Led the team with 8 receptions for 113 yards (14.1 avg.) and 2 TDs in the game at Dal. (12/24/22) ... Reached the end zone on a 14-yard TD on fourth down in the third quarter ... Scored on a 9-yard TD to give Philadelphia the lead in the fourth quarter ... Marked Smith's 2nd career game with multiple TDs
- ▶ Notched 5 catches for 126 yards (25.2 avg.) in the 25-20 win at Chi. (12/18/22) ... Connected on passes of 30+ yards twice to extend drives into Chicago territory
- ▶ Totaled 64 yards and 1 TD on 5 receptions ... Connected on a 41-yard TD reception to put the Eagles up 14-0 in the 48-22 win vs. NYG (12/11/22)
- ▶ Hauled in 5 catches for 102 yards and 1 TD in the 35-10 win vs. Ten. (12/4/22) ... Reached the end zone on the Eagles opening possession on a 34-yard TD reception
- ▶ Tallied 6 catches for 39 yards and 1 TD vs. Was. (11/14/22) ... Scored his 3rd receiving TD of the season on a 11-yard pass from **Jalen Hurts**
- ▶ Recorded 5 catches for 44 yards and 1 TD in the 26-17 win vs. Dal (10/16/22) ... Extended the Eagles lead with 7:02 left in the fourth quarter on a 7-yard TD reception
- ▶ Grabbed a career-high 10 catches for 87 yards, including a pair of 20+ yard receptions in a 20-17 win at Ari. (10/9/22)

2022 GAME-BY-GAME STATISTICS (PHI)										
Date	Opp		GP/S	Rec	Yds	Avg	Lg	TD	Snaps	Pct
Sep. 11	at Det	W	1/1	0	0	---	--	0	74	96%
Sep. 19	Min	W	1/1	7	80	11.4	19	0	72	99%
Sep. 25	at Was	W	1/1	8	169	21.1	45	1	62	89%
Oct. 2	Jax	W	1/1	3	17	5.7	7	0	71	87%
Oct. 9	at Ari	W	1/1	10	87	8.7	22	0	72	99%
Oct. 16	Dal	W	1/1	5	44	8.8	13	1	63	89%
Oct. 30	Pit	W	1/1	5	23	4.6	14	0	42	74%
Nov. 3	at Hou	W	1/1	2	22	11.0	22	0	58	89%
Nov. 14	Was	L	1/1	6	39	6.5	15	1	43	86%
Nov. 20	at Ind	W	1/1	6	78	13.0	24	0	64	94%
Nov. 27	GB	W	1/1	4	50	12.5	17	0	74	92%
Dec. 4	Ten	W	1/1	5	102	20.4	34t	1	63	86%
Dec. 11	at NYG	W	1/1	5	64	12.8	41t	1	62	91%
Dec. 18	at Chi	W	1/1	5	126	25.2	45	0	70	96%
Dec. 24	at Dal	L	1/1	8	113	14.1	23	2	66	93%
Jan. 1	NO									
Jan. 8	NYG									
Totals			15/15	79	1,014	12.8	45	7	956	91%

- Led the Eagles with career highs in receptions (8) and receiving yards (169) while adding 1 TD in the 24-8 win at Was. (9/25/22) ... His 2-yard TD marked the Eagles' first fourth-down score in the final minute of a half since the "Philly Special" in **Super Bowl LII** ... Became the first Eagle to record 160+ yards and 1+ TDs in a road game since **Jeremy Maclin** accomplished the feat on 10/26/14 at Arizona (187 yards, 2 TDs)

2021 SEASON - EAGLES

- Led the Eagles with 64 receptions for 916 yards (14.3 avg.) and 5 TDs in his debut season ... Established a new franchise rookie record for receiving yards, surpassing **DeSean Jackson** in 2008 (912) ... Also finished with the 3rd-most catches in team rookie history
- Ranked 7th among NFL WRs in yards per catch, behind **Deebo Samuel** (18.3), **Ja'Marr Chase** (18.0), **Tyler Lockett** (16.1), **Mike Williams** (15.1), **Justin Jefferson** (15.0) and **Tee Higgins** (14.7) (min. 60 receptions)
- Recorded 66 yards and a career-high 2 TDs in the 30-13 win at Den. (11/14/21) ... Became the first Eagles rookie to post multiple receiving TDs in a road game since **Fred Barnett** on 12/29/90 at Phoenix
- Tallied 5 receptions for 116 yards and 1 TD vs. LAC (11/7/21)
- Posted then-career highs in catches (7) and yards (122) vs. KC (10/3/21) ... Marked the most receiving yards by an Eagles rookie since 2014
- Registered a team-leading 71 yards and 1 TD on 6 receptions in the 32-6 win at Atl. (9/12/21) ... Tied **DeSean Jackson** (9/7/08 vs. St. Louis) for the Eagles' rookie record for catches in an NFL debut ... Caught an 18-yard TD on the opening drive, becoming the first Eagles WR with a TD in their first career game since **Marvin Hargrove** in 1990

COLLEGE HIGHLIGHTS

- Played collegiately at Alabama (2017-20), where he produced 3,965 yards and 46 TDs on 235 receptions in 54 career games ... Finished as the SEC's all-time leader in receiving yards and TDs (5th-most in NCAA history) ... Recorded the 3rd-most receptions in conference history
- Named the 2020 Heisman Trophy winner after leading the NCAA in receptions (117), receiving yards (1,856) and receiving TDs (23) ... Became the first NCAA WR to win the Heisman Trophy since **Deshaun Watson** in 1991 ... Also became the third player in Crimson Tide history to do so, joining **Derrick Henry** (2015) and **Mark Ingram** (2009)

2021 GAME-BY-GAME STATISTICS (PHI)										
Date	Opp		GP/S	Rec	Yds	Avg	Lg	TD	Snaps	Pct
Sep 12	at Atl	W	1/1	6	71	11.8	19	1	62	87%
Sep 19	SF	L	1/1	2	16	8.0	11	0	49	84%
Sep 27	at Dal	L	1/1	3	28	9.3	19	0	57	98%
Oct 3	KC	L	1/1	7	122	17.4	37	0	68	92%
Oct 10	at Car	W	1/1	7	77	11.0	17	0	62	93%
Oct 14	TB	L	1/1	2	31	15.5	25	0	51	98%
Oct 24	at LV	L	1/1	5	61	12.2	20	0	60	87%
Oct 31	at Det	W	1/1	1	15	15.0	15	0	44	68%
Nov 7	LAC	L	1/1	5	116	23.2	28t	1	44	77%
Nov 14	at Den	W	1/1	4	66	16.5	36t	2	54	84%
Nov 21	NO	W	1/1	4	61	15.3	33	0	72	92%
Nov 28	at NYG	L	1/1	2	22	11.0	14	0	61	91%
Dec 5	at NYJ	W	1/0	2	15	7.5	13	0	44	62%
Dec 21	Was	W	1/1	3	40	13.3	28	0	62	87%
Dec 26	NYG	W	1/1	5	80	16.0	46	1	54	86%
Jan 2	at Was	W	1/1	3	54	18.0	30	0	58	95%
Jan 8	Dal	L	1/1	3	41	13.7	25	0	14	19%
Totals			17/16	64	916	14.3	46	5	916	82%
PLAYOFFS										
Jan 16	at TB	L	1/1	4	60	15.0	31	0	66	100%
Totals			1/1	4	60	15.0	31	0	66	100%

100+ YARD RECEIVING GAMES (6)		
Date	Opponent	Yds
9/25/22	at Washington Commanders (W, 24-8)	169
12/18/22	at Chicago Bears (W, 25-20)	126
10/3/21	vs. Kansas City Chiefs (L, 30-42)	122
11/7/21	vs. Los Angeles Chargers (L, 24-27)	116
12/24/22	at Dallas Cowboys (L, 34-40)	113
12/4/22	vs. Tennessee Titans (W, 35-10)	102

MULTI-TOUCHDOWN GAMES (2)		
Date	Opponent	TD
12/24/22	at Dallas Cowboys (L, 34-40)	2
11/14/21	at Denver Broncos (W, 30-13)	2



- ▶ Recognized as the 2020 *Associated Press* Player of the Year (first WR to ever win the award) ... Also honored as the Biletnikoff Award winner (presented to the nation's top receiver), Paul Hornung Award recipient (awarded to the nation's most versatile player), a unanimous first-team All-American selection, and SEC Offensive Player of the Year
- ▶ A two-time CFP National Champion (2017 and 2020) ... Voted the Offensive MVP in the 2021 CFP National Championship Game after posting 12 receptions for 215 yards (17.9 avg.) and 3 TDs in the first half, shattering seven school, conference and CFP records

PERSONAL

- ▶ Is the son of Christina Smith-Sylve, who is a social worker, and Kelvin Dickerson, who manages a car-detailing business ... Also has a younger brother, Christian, who plays RB at Amite (LA) High School ... Bought a brand new home for his mother during the 2021 offseason
- ▶ Played WR, CB and KR while attending Amite High School ... Selected as the Most Outstanding Player in the 2016 LHSAA Class 3A state football championship ... Also voted a 3A All-State honoree
- ▶ Studied exercise science during his time at Alabama

TRANSACTIONS

- ▶ **2021** - Drafted by PHI in 1st round (10th overall)





KOBE SMITH (IR)

DEFENSIVE TACKLE | 50



Height: 6-2 **Weight:** 300 **DOB:** June 23, 1998 (Age 24)

NFL Experience: 1st Year (*1st with Eagles*) **Draft:** UDFA-20 by TEN **Acquired:** FA-22

College: South Carolina **Hometown (HS):** Lawrenceville, GA (Archer)

SUPER BOWL CHAMPION: 2020 (LV) (PS)



CAREER HIGHLIGHTS

- ▶ Has previously spent time on the Titans (2020) and Buccaneers (2020-21) practice squads ... Was a member of Tampa Bay's practice squad during the team's Super Bowl LV-winning season in 2020

COLLEGE HIGHLIGHTS

- ▶ Appeared in 48 games (17 starts) over four seasons at South Carolina, recording 84 tackles, 7 TFLs and 2.0 sacks in that span ... Set a career high with 39 tackles during his junior campaign in 2018

PERSONAL

- ▶ Prepped at Archer (GA) High School, where he was rated a three-star prospect by ESPN, 247Sports and Rivals ... Helped lead his school to an 11-2 record and appearance in the Georgia 6A state quarterfinals as a senior ... Also earned PrepStar All-Southeast Region honors
- ▶ Inducted into the National Society of College Scholars, which is an organization for college students based on their academic performance ... Recognized on the 2017 and 2018 SEC Fall Academic Honor Rolls ... Interned with South Carolina's athletic marketing department

TRANSACTIONS

- ▶ **2020** - Signed by TEN as UDFA ... **9/5/20** - Waived by TEN ... **9/6/20** - Signed by TEN to practice squad ... **9/21/20** - Released by TEN from practice squad ... **10/20/20** - Signed by TB to practice squad ... **2/9/21** - Signed by TB to reserve/future contract ... **8/30/21** - Waived by TB ... **9/1/21** - Signed by TB to practice squad ... **1/24/22** - Signed by TB to reserve/future contract ... **5/16/22** - Waived by TB ... **7/26/22** - Signed by PHI ... **8/30/22** - Waived/injured by PHI ... **8/31/22** - Placed on Reserve/Injured



JACK STOLL

TIGHT END | 89

(pronounced STOLE)

Height: 6-4 Weight: 247 DOB: Jan. 28, 1998 (Age 24)
NFL Experience: 2nd Year (2nd with Eagles) Draft: UDFA-21 by PHI
College: Nebraska Hometown (HS): Aurora, CO (Regis Jesuit)



CAREER STATISTICS									
			RECEIVING					OFF SNAPS	
Year	Team	GP/S	Rec	Yds	Avg	Lg	TD	No	Pct
2021	Philadelphia	16/5	4	22	5.5	9	0	331	30%
2022	Philadelphia	15/10	11	123	11.2	26	0	538	51%
Totals		31/15	15	145	9.7	26	0	---	---
PLAYOFFS									
2021	Philadelphia	1/0	0	0	---	---	0	14	21%
Totals		1/0	0	0	---	---	0	---	---
ADDITIONAL STATISTICS									
Special Teams Tackles: 4 - 2021 (2), 2022 (2) Postseason Special Teams Tackles: 1 - 2021 (1)									
Fumble Recoveries: 1 - 2021 (1)									

CAREER HIGHS		
Receptions	3	12/4/22 vs. Ten.
Receiving Yards	41	12/4/22 vs. Ten.
Receiving Long	26	12/4/22 vs. Ten.
Receiving TDs	--	---

2022 GAME-BY-GAME STATISTICS (PHI)										
Date	Opp		GP/S	Rec	Yds	Avg	Lg	TD	Snap	Pct
Sep. 11	at Det	W	1/1	0	0	---	---	0	28	36%
Sep. 19	Min	W	1/0	0	0	---	---	0	20	27%
Sep. 25	at Was	W	1/0	1	4	4.0	4	0	37	53%
Oct. 2	Jax	W	1/1	0	0	---	---	0	33	40%
Oct. 9	at Ari	W	1/1	0	0	---	---	0	30	41%
Oct. 16	Dal	W	1/1	1	21	21.0	21	0	32	45%
Oct. 30	Pit	W	1/0	0	0	---	---	0	30	53%
Nov. 3	at Hou	W	1/1	1	13	13.0	13	0	23	35%
Nov. 14	Was	L	1/0	1	11	11.0	11	0	11	22%
Nov. 20	at Ind	W	1/1	1	7	7.0	7	0	55	81%
Nov. 27	GB	W	1/1	0	0	---	---	0	64	80%
Dec. 4	Ten	W	1/1	3	41	13.7	26	0	54	74%
Dec. 11	at NYG	W	1/1	2	20	10.0	14	0	47	69%
Dec. 18	at Chi	W	1/1	1	6	6.0	6	0	58	79%
Dec. 24	at Dal	L	1/0	0	0	---	---	0	16	23%
Jan. 1	NO									
Jan. 8	NYG									
Totals			15/10	11	123	11.2	26	0	538	51%

BIRDSEED

- Supported the Eagles Autism Foundation through the NFL’s *My Cause My Cleats* initiative ... The Eagles Autism Foundation supports the high-est quality and most impactful autism research and care to improve the lives of affected individuals and families, as well as the acquisition of knowledge, technologies and discoveries that will bring new oppor-tunities in the future

2022 SEASON - EAGLES

- Hauled in a career-high 3 catches for 41 yards in the 35-10 win vs. Ten. (12/4/22)

2021 SEASON - EAGLES

- Appeared in 546 combined snaps (331 offense, 215 special teams) ... Posted 4 receptions for 22 yards along with 2 special teams tackles
- Only undrafted rookie to make the Eagles’ opening day roster

COLLEGE HIGHLIGHTS

- Played collegiately at Nebraska (2017-20), totaling 61 catches for 657 yards and 6 TDs in 43 games ... Named to the John Mackey Award (na-tion’s most outstanding TE) preseason watch lists from 2018-20
- Caught 7 passes for 89 yards in an injury-shortened season in 2020 ... Posted a career-high 25 receptions for 234 yards and 1 TD in 2019 ... Tallied career highs with 245 yards and 3 TDs on 21 receptions in 2018 ... Had 8 catches for 89 yards and 2 TDs as a freshman in 2017

Nicknames: Jackie ... **Hobbies:** Fishing, golfing, hiking and anything out-doors ... **Bucket list:** Attend all major sporting events (World Series, Stanley Cup Finals, and The Masters) ... **Favorite sports moment:** Beat-ing Michigan State 9-6 in the snow while at Nebraska ... **Favorite meal:** Pizza ... **Favorite movies:** *The Other Guys* or *The Shawshank Redemp-tion* ... **Desired talent:** Ability to sing ... **Guilty pleasure:** Ice cream



2021 GAME-BY-GAME STATISTICS (PHI)

Date	Opp		GP/S	Rec	Yds	Avg	Lg	TD	Snap	Pct
Sep 12	at Atl	W	1/0	0	0	---	--	0	12	17%
Sep 19	SF	L	1/0	0	0	---	--	0	6	10%
Sep 27	at Dal	L	1/0	0	0	---	--	0	4	7%
Oct 3	KC	L	1/0	0	0	---	--	0	6	8%
Oct 10	at Car	W	1/0	0	0	---	--	0	5	7%
Oct 14	TB	L	1/0	0	0	---	--	0	14	27%
Oct 24	at LV	L	1/0	0	0	---	--	0	13	19%
Oct 31	at Det	W	1/0	1	9	9.0	9	0	42	56%
Nov 7	LAC	L	1/0	0	0	---	--	0	28	49%
Nov 14	at Den	W	1/1	2	6	3.0	4	0	42	66%
Nov 21	NO	W	1/0	0	0	---	--	0	17	22%
Nov 28	at NYG	L	1/0	0	0	---	--	0	16	24%
Dec 5	at NYJ	W	1/1	0	0	---	--	0	28	39%
Dec 21	Was	W	1/1	1	7	7.0	7	0	38	54%
Dec 26	NYG	W	1/1	0	0	---	--	0	26	41%
Jan 2	at Was	W	1/1	0	0	---	--	0	34	56%
Jan 8	Dal	L	0/0	RESERVE/COVID-19						
Totals			16/5	4	22	5.5	9	0	331	30%
PLAYOFFS										
Jan 16	at TB	L	1/0	0	0	---	--	0	14	21%
Totals			1/0	0	0	---	--	0	14	21%



PERSONAL

- ▶ Earned a bachelor's degree in marketing at Nebraska
- ▶ Prepped at Regis Jesuit (CO) High School, where he excelled as a TE ... Selected as a Blue-Grey All-American and was an all-state performer ... Helped lead Regis Jesuit to back-to-back state quarterfinals as a junior and senior ... Also competed in basketball and track and field
- ▶ Is the son of Chris and Mary Grace Stoll

TRANSACTIONS

- ▶ **2021** - Signed by PHI as UDFA ... **1/3/22** - Placed on Reserve/COVID-19 ... **1/10/22** - Activated from Reserve/COVID-19



NDAMUKONG SUH

DEFENSIVE TACKLE | 74



(pronounced en-DOM-ah-ken SOO)

Height: 6-4 **Weight:** 313 **DOB:** Jan. 6, 1987 (Age 35)
NFL Experience: 13th Year (1st with Eagles) **Draft:** D1-10 (2nd overall) by DET **Acquired:** FA-TB-22
College: Nebraska **Hometown (HS):** Portland, OR (Grant)

SUPER BOWL CHAMPION: 2020 (LV) **ALL-DECADE:** 2010s **ALL-PRO:** 2010, '12, '13, '14, '16 **PRO BOWL:** 2011, '12, '13, '14, '16 **NFL DEFENSIVE ROY:** 2010

CAREER STATISTICS																		
			TACKLES				PASS RUSH			INTERCEPTIONS					FUMBLES		DEF SNAPS	
Year	Team	GP/S	Total	Solo	Asst	TFL	Sacks	QBH	QBP	Int	Yds	Lg	TD	PD	FF	FR	No	Pct
2010	Detroit	16/16	66	49	17	13	10.0	17	N/A	1	20	20	0	3	1	1	N/A	N/A
2011	Detroit	14/14	36	26	10	6	4.0	9	N/A	0	0	--	0	1	0	0	N/A	N/A
2012	Detroit	16/16	34	24	10	17	8.0	32	N/A	0	0	--	0	2	0	0	879	85%
2013	Detroit	16/16	49	36	13	9	5.5	20	N/A	0	0	--	0	6	1	0	878	85%
2014	Detroit	16/16	53	44	9	21	8.5	20	N/A	0	0	--	0	3	0	0	853	82%
2015	Miami	16/16	61	39	22	17	6.0	20	N/A	0	0	--	0	5	0	0	982	85%
2016	Miami	16/16	72	41	31	11	5.0	17	32	0	0	--	0	6	0	1	973	85%
2017	Miami	16/16	48	29	19	9	4.5	12	24	0	0	--	0	2	2	0	877	84%
2018	L.A. Rams	16/16	59	36	23	4	4.5	19	32	0	0	--	0	4	0	2	888	88%
2019	Tampa Bay	16/16	41	22	19	7	2.5	14	43	0	0	--	0	4	0	4	874	77%
2020	Tampa Bay	16/16	44	27	17	9	6.0	19	36	0	0	--	0	2	1	0	786	74%
2021	Tampa Bay	17/17	27	15	12	7	6.0	13	24	0	0	--	0	0	0	1	717	63%
2022	Philadelphia	6/0	9	4	5	0	1.0	2	8	0	0	--	0	0	0	0	130	13%
Totals		197/191	599	392	207	130	71.5	214	---	1	20	20	0	38	5	9	---	---
PLAYOFFS																		
2011	Detroit	1/1	3	0	3	0	0.5	2	N/A	0	0	--	0	0	0	0	N/A	N/A
2014	Detroit	1/1	3	3	0	2	2.0	2	N/A	0	0	--	0	0	0	0	50	81%
2016	Miami	1/1	4	4	0	1	1.0	1	1	0	0	--	0	0	0	0	55	93%
2018	L.A. Rams	3/3	10	6	4	2	1.5	5	5	0	0	--	0	0	0	0	176	89%
2020	Tampa Bay	4/4	10	4	6	1	1.5	4	8	0	0	--	0	0	0	0	206	73%
2021	Tampa Bay	2/2	8	4	4	0	0.5	4	4	0	0	--	0	0	1	0	80	58%
Totals		12/12	38	21	17	6	7.0	18	---	0	0	--	0	0	1	0	---	---
ADDITIONAL STATISTICS																		
Fumble Recovery TDs: 3 - 2010 (1), 2019 (2)																		

CAREER HIGHS		
Tackles	12	9/18/16 at NE
Sacks	2.0	8x, last: 12/5/21 at Atl.
INTs	1	10/10/10 vs. StL
PDs	2	5x, last: 12/29/19 vs. Atl.
FFs	1	6x, last: 1/23/22 vs. LAR (Div.)
FRs	1	9x, last: 10/10/21 vs. Mia.



- CAREER HIGHLIGHTS**
- ▶ A member of Tampa Bay's 2020 **Super Bowl LV**-winning team who was also named to the **NFL 2010s All-Decade Team**
 - ▶ A five-time All-Pro selection (2010, '12, '13, '14, '16), earning three first-team honors ... Has five **Pro Bowl** appearances (2011, '12, '13, '14, '16)
 - ▶ Earned numerous accolades his rookie year, including the 2010 NFL AP **Defensive Rookie of the Year**, the PFWA **Defensive Rookie of the Year** and The Sporting News **Rookie of the Year** ... Named to the 2010 NFL **All-Rookie** Team and PFWA **All-NFL** Team

- BIRDSEED**
- ▶ Founder of The Suh Family Foundation, a foundation that works with communities to supply resources that were pivotal to Suh's success: education, health and wellness and empowerment ... The organization has helped individuals with financial literacy initiative, provided students with backpacks and donated to collegiate and high school athletics

2022 GAME-BY-GAME STATISTICS (PHI)											
Date	Opp	GP/S	Tot	Solo	Sk	Int	PD	FF	FR	Snap	Pct
NOT ON NFL ROSTER											
NOT ON NFL ROSTER											
NOT ON NFL ROSTER											
NOT ON NFL ROSTER											
NOT ON NFL ROSTER											
NOT ON NFL ROSTER											
NOT ON NFL ROSTER											
NOT ON NFL ROSTER											
AGREED TO TERMS WITH PHI ON 1-YEAR CONTRACT (11/17/22)											
Nov 20	at Ind	W	1/0	3	1	0.5	0	0	0	17	26%
Nov 27	GB	W	1/0	0	0	0.0	0	0	0	18	37%
Dec 4	Ten	W	1/0	3	2	0.0	0	0	0	25	45%
Dec 11	at NYG	W	1/0	0	0	0.0	0	0	0	29	45%
Dec 18	at Chi	W	1/0	1	0	0.0	0	0	0	19	32%
Dec 24	at Dal	L	1/0	2	1	0.5	0	0	0	22	30%
Jan 1	NO										
Jan 8	NYG										
Totals			6/0	9	4	1.0	0	0	0	130	13%

MULTI-SACK GAMES (12)		
Date	Opponent	Sacks
12/5/21	at Atlanta Falcons (W, 30-17)	2.0
9/20/20	vs. Carolina Panthers (W, 31-17)	2.0
10/25/15	vs. Houston Texans (W, 44-26)	2.0
1/4/15	at Dallas Cowboys (L, 20-24) (NFC WC)	2.0
12/21/14	at Chicago Bears (W, 20-14)	2.0
10/12/14	at Minnesota Vikings (W, 17-3)	2.0
9/29/13	vs. Chicago Bears (W, 40-32)	2.0
10/31/10	vs. Washington (W, 37-25)	2.0
2/7/21	vs. Kansas City Chiefs (W, 31-9) (SB LV)	1.5
1/20/19	at New Orleans Saints (W, 26-23) (NFC Conf.)	1.5
9/25/16	vs. Cleveland Browns (W, 30-24)	1.5
10/17/10	at New York Giants (L, 20-28)	1.5



2021 GAME-BY-GAME STATISTICS (TB)											
Date	Opp	GP/S	Tot	Solo	Sk	Int	PD	FF	FR	Snap	Pct
Sep 9	Dal	W	1/1	1	0	0.0	0	0	0	53	63%
Sep 19	Atl	W	1/1	3	2	1.0	0	0	0	41	57%
Sep 26	at LAR	L	1/1	2	1	0.0	0	0	0	34	52%
Oct 3	at NE	W	1/1	1	0	0.0	0	0	0	43	73%
Oct 10	Mia	W	1/1	0	0	0.0	0	0	1	34	63%
Oct 14	at Phi	W	1/1	1	1	0.0	0	0	0	34	65%
Oct 24	Chi	W	1/1	0	0	0.0	0	0	0	33	50%
Oct 31	at NO	L	1/1	4	1	1.0	0	0	0	59	78%
Nov 14	at Was	L	1/1	2	2	1.0	0	0	0	57	78%
Nov 22	NYG	W	1/1	0	0	0.0	0	0	0	30	52%
Nov 28	at Ind	W	1/1	2	2	1.0	0	0	0	43	62%
Dec 5	at Atl	W	1/1	4	2	2.0	0	0	0	46	65%
Dec 12	Buf	W	1/1	0	0	0.0	0	0	0	52	67%
Dec 19	NO	L	1/1	2	1	0.0	0	0	0	43	70%
Dec 26	at Car	W	1/1	1	1	0.0	0	0	0	42	60%
Jan 2	at NYJ	W	1/1	3	2	0.0	0	0	0	42	69%
Jan 9	Car	W	1/1	1	0	0.0	0	0	0	31	43%
Totals			17/17	27	15	6.0	0	0	0	717	63%
PLAYOFFS											
Jan 16	Phi	W	1/1	2	1	0.0	0	0	0	32	48%
Jan 23	LAR	L	1/1	6	3	0.5	0	0	1	48	67%
Totals			2/2	8	4	0.5	0	0	1	80	58%

- 2022 SEASON - EAGLES
 - ▶ Earned his first career sack as an Eagle, combining with Linval Joseph on a split-sack of Colts QB Matt Ryan in the 17-16 win at Ind. (11/20/22)
- 2021 SEASON - BUCCANEERS
 - ▶ Started all 17 games, finishing with 27 tackles, 7 TFLs, 6.0 sacks and 1 FR ... Recorded 8 tackles, 1 FF and half a sack in two playoff contests
- 2020 SEASON - BUCCANEERS
 - ▶ A member of Tampa Bay's Super Bowl LV-winning defense ... Made 16 starts for a defense that led the league in rushing yards allowed per game (80.6) ... Totaled 44 tackles, 19 QBHs, 9 TFLs, 6.0 sacks, 2 PDs and 1 FF ... In the postseason, tallied 10 tackles, 4 QB hits and 1.5 sacks
- 2019 SEASON - BUCCANEERS
 - ▶ Produced 41 tackles, 7 TFLs, 4 FRs, 4 PDs and 2.5 sacks over 16 starts
 - ▶ Returned 2 of his FRs for a touchdown, at Atl. (11/24/19) and at LAR (9/29/19) ... Became the fourth defensive linemen to have 2 fumble returns for a touchdown in a single season since the 1970 merger
- 2018 SEASON - RAMS
 - ▶ Finished with 59 tackles (4 TFLs), 4.5 sacks 4 PDs and 2 FRs ... Started all three of the Rams postseason games, leading them to an NFC Championship and a Super Bowl LII appearance ... Ended the postseason run with 10 tackles, 2 TFLs and 1.5 sacks
- 2017 SEASON - DOLPHINS
 - ▶ Posted 48 tackles, 4.5 sacks, 2 FFs and 2 PDs over 16 starts
 - ▶ Moved over the 50-sack mark for his career after a strip-sack vs. Raiders QB Derek Carr in the game against Oak. (11/5/17)
- 2016 SEASON - DOLPHINS
 - ▶ Named to his fifth career All-Pro team and Pro Bowl after totaling 72 tackles (career-high), 5.0 sacks, 6 PDs and 1 FR
 - ▶ Set a career-high 12 total tackles vs. New England (9/18/16)

2020 GAME-BY-GAME STATISTICS (TB)												
Date	Opp		GP/S	Tot	Solo	Sk	Int	PD	FF	FR	Snaps	Pct
Sep 13	at NO	L	1/1	1	0	0.0	0	0	0	0	56	82%
Sep 20	Car	W	1/1	5	4	2.0	0	0	0	0	55	75%
Sep 27	at Den	W	1/1	3	3	0.0	0	0	0	0	45	71%
Oct 4	LAC	W	1/1	4	1	0.0	0	0	1	0	45	85%
Oct 8	at Chi	L	1/1	4	1	0.0	0	1	0	0	53	84%
Oct 18	GB	W	1/1	1	1	1.0	0	0	0	0	43	68%
Oct 25	at LV	W	1/1	0	0	0.0	0	0	0	0	43	66%
Nov 2	at NYG	W	1/1	2	1	1.0	0	0	0	0	53	72%
Nov 8	NO	L	1/1	2	1	0.0	0	0	0	0	53	73%
Nov 15	at Car	W	1/1	3	3	0.0	0	0	0	0	42	88%
Nov 23	LAR	L	1/1	1	1	0.0	0	0	0	0	62	86%
Nov 29	KC	L	1/1	5	4	0.0	0	0	0	0	50	63%
Dec 13	Min	W	1/1	6	2	1.0	0	0	0	0	54	68%
Dec 20	at Atl	W	1/1	2	2	0.0	0	1	0	0	42	65%
Dec 26	at Det	W	1/1	2	0	0.0	0	0	0	0	34	64%
Jan 3	Atl	W	1/1	3	3	1.0	0	0	0	0	56	78%
Totals			16/16	44	27	6.0	0	2	1	0	786	74%
PLAYOFFS												
Jan 9	at Was	W	1/1	3	1	0.0	0	0	0	0	60	83%
Jan 17	at NO	W	1/1	3	1	0.0	0	0	0	0	47	72%
Jan 24	at GB	W	1/1	2	1	0.0	0	0	0	0	51	72%
Feb 7	KC	W	1/1	2	1	1.5	0	0	0	0	48	64%
Totals			4/4	10	4	1.5	0	0	0	0	206	73%

2015 SEASON - DOLPHINS

- Recorded 61 tackles, 6.0 sacks and 5 PDs across 16 starts
- Finished with a season-high 9 tackles and 1.0 sack in the 20-19 win at Phi. (11/15/15)

2014 SEASON - LIONS

- Earned his third consecutive All-Pro honor and Pro Bowl bid ... Notched 8.5 sacks, while adding 53 tackles, 21 TFLs, 20 QB hits and 3 PDs
- Had 2.0 sack performances in wins at Min. (10/12/14) and at Chi. (12/21/14)

2013 SEASON - LIONS

- Named to his second consecutive All-Pro team and voted to the Pro Bowl ... Started all 16 games and recorded 49 tackles, 6 PDs, 5.5 sacks and 1 FF
- Registered 4 tackles, 1.0 sack and his first career safety, sacking Green Bay QB Matt Flynn in the end zone to help secure a 40-10 win (11/29/13)

2012 SEASON - LIONS

- Tabbed to his second career All-Pro honor and Pro Bowl appearance ... Recorded 34 tackles, 32 QB hits, 8.0 sacks and 2 PDs across 16 games

2011 SEASON - LIONS

- Voted to his first career Pro Bowl after posting 36 tackles, 9 QBHs, 4.0 sacks and 1 PDs in 14 starts

2010 SEASON - LIONS

- Named to his first All-Pro team following a rookie season where he totaled 66 tackles, 17 QB hits, 13 TFLs, 10.0 sacks (career high), 3 PDs, 1 FF and 1 FR
- Registered his first career sack after bringing down Bears QB Jay Cutler in the game vs Chi. (9/12/10)

2019 GAME-BY-GAME STATISTICS (TB)												
Date	Opp		GP/S	Tot	Solo	Sk	Int	PD	FF	FR	Snaps	Pct
Sep 8	SF	L	1/1	4	2	0.0	0	0	0	0	53	79%
Sep 12	at Car	W	1/1	0	0	0.0	0	0	0	1	67	89%
Sep 22	NYG	L	1/1	1	0	0.0	0	0	0	0	49	79%
Sep 29	at LAR	W	1/1	2	1	0.0	0	0	0	1	58	65%
Oct 6	at NO	L	1/1	3	1	0.0	0	0	0	0	53	77%
Oct 13	Car	L	1/1	3	2	0.5	0	0	0	0	49	72%
Oct 27	at Ten	L	1/1	1	0	0.0	0	0	0	0	48	81%
Nov 3	at Sea	L	1/1	3	0	0.0	0	0	0	0	60	81%
Nov 10	Ari	W	1/1	2	2	1.0	0	0	0	0	53	79%
Nov 17	NO	L	1/1	5	4	0.0	0	0	0	0	50	75%
Nov 24	at Atl	W	1/1	4	2	0.0	0	0	0	1	60	71%
Dec 1	at Jax	W	1/1	2	1	0.0	0	0	0	1	51	75%
Dec 8	Ind	W	1/1	1	1	0.0	0	1	0	0	51	81%
Dec 15	at Det	W	1/1	3	2	1.0	0	0	0	0	47	73%
Dec 21	Hou	L	1/1	5	3	0.0	0	1	0	0	57	86%
Dec 29	Atl	L	1/1	2	1	0.0	0	2	0	0	68	76%
Totals			16/16	41	22	2.5	0	4	0	4	874	77%

DEFENSIVE TOUCHDOWNS (3)		
Date	Opponent	Type (Yds)
11/24/19	at Atlanta Falcons (W, 35-22)	Fumble (6)
9/29/19	at Los Angeles Rams (W, 55-40)	Fumble (37)
10/31/10	vs. Washington (W, 37-25)	Fumble (17)



2018 GAME-BY-GAME STATISTICS (LAR)

Date	Opp	GP/S	Tot	Solo	Sk	Int	PD	FF	FR	Snap	Pct
Sep 10	at Oak	W	1/1	4	2	0.0	0	0	0	54	77%
Sep 16	Ari	W	1/1	1	0	0.0	0	0	0	33	73%
Sep 23	LAC	W	1/1	3	2	1.0	0	1	0	48	92%
Sep 27	Min	W	1/1	2	2	1.0	0	1	0	68	92%
Oct 7	at Sea	W	1/1	6	2	1.0	0	0	0	54	90%
Oct 14	at Den	W	1/1	2	2	0.0	0	0	0	58	88%
Oct 21	at SF	W	1/1	2	2	0.0	0	0	0	55	93%
Oct 28	GB	W	1/1	2	2	0.0	0	0	0	47	90%
Nov 4	at NO	L	1/1	2	1	0.0	0	0	0	65	92%
Nov 11	Sea	W	1/1	9	5	0.5	0	0	0	60	88%
Nov 19	KC	W	1/1	1	0	0.0	0	0	0	65	90%
Dec 2	at Det	W	1/1	6	5	0.0	0	0	0	59	82%
Dec 9	at Chi	L	1/1	6	6	0.0	0	0	0	65	92%
Dec 16	Phi	L	1/1	5	3	0.0	0	0	0	58	91%
Dec 23	at Ari	W	1/1	5	1	1.0	0	2	0	45	85%
Dec 30	SF	W	1/1	3	1	0.0	0	0	0	54	87%
Totals			16/16	59	36	4.5	0	4	0	888	88%

PLAYOFFS

Date	Opp	GP/S	Tot	Solo	Sk	Int	PD	FF	FR	Snap	Pct
Jan 12	Dal	W	1/1	4	3	0.0	0	0	0	49	84%
Jan 20	at NO	W	1/1	4	2	1.5	0	0	0	61	91%
Feb 3	NE	L	1/1	2	1	0.0	0	0	0	66	92%
Totals			3/3	10	6	1.5	0	0	0	176	89%

- ▶ Scored his first career TD in the 37-25 win against Was. (10/31/10) ... Returned a fumble 17-yards for a TD following a strip-sack on Washington QB **Rex Grossman**

COLLEGE HIGHLIGHTS

- ▶ Played collegiately at Nebraska, where he appeared in 53 games, making 39 starts ... Finished his collegiate career with 215 tackles, 49.5 TFLs, 24.0 sacks, 15 PDs and 4 INTs
- ▶ Named as the 2009 *Associated Press* College Player of the Year and a finalist for the 2009 Heisman Trophy ... The recipient of the 2009 Bronko Nagurski Award, Chuck Bednarik Award and Walter Camp National Player of the Year Award, as well as numerous other accolades

PERSONAL

- ▶ Attended Grant (OR) High School, where he was voted the 2004 Portland Interscholastic Defensive Player of the Year and the state Class 4A Defensive Player of the Year ... Also played basketball and track in high school
- ▶ His mother, Bernadette is from Jamaica and his father, Michael, is from Cameroon

TRANSACTIONS

- ▶ **2010** - Drafted by DET in 1st round (2nd overall) ... **11/29/11** - Suspended 2 games by NFL for unsportsmanlike conduct ... **3/11/15** - Signed by MIA to a 6-year contract ... **3/14/18** - Waived by MIA ... **3/26/18** - Signed by LAR to a 1-year contract ... **5/23/19** - Signed by TB to a 1-year contract ... **3/25/20** - Signed by TB to a 1-year contract ... **4/5/21** - Signed by TB to a 1-year contract ... **8/28/21** - Placed on Reserve/COVID-19 ... **9/6/21** - Activated from Reserve/COVID-19 ... **11/17/22** - Signed by PHI to a 1-year contract

2017 GAME-BY-GAME STATISTICS (MIA)

Date	Opp	GP/S	Tot	Solo	Sk	Int	PD	FF	FR	Snap	Pct
Sep 17	at LAC	W	1/1	4	2	0.0	0	0	0	53	91%
Sep 24	at NYJ	L	1/1	4	3	0.0	0	0	1	54	86%
Oct 1	NO	L	1/1	4	4	0.0	0	0	0	67	91%
Oct 8	Ten	W	1/1	1	1	1.0	0	0	0	45	76%
Oct 15	at Atl	W	1/1	3	2	1.0	0	0	0	48	84%
Oct 22	NYJ	W	1/1	2	0	0.5	0	0	0	53	95%
Oct 26	at Bal	L	1/1	5	3	0.0	0	0	0	54	83%
Nov 5	Oak	L	1/1	1	1	1.0	0	0	1	55	86%
Nov 13	at Car	L	1/1	3	0	0.0	0	0	0	59	81%
Nov 19	TB	L	1/1	3	0	0.0	0	0	0	57	86%
Nov 26	at NE	L	1/1	1	1	0.0	0	1	0	59	84%
Dec 3	Den	W	1/1	4	4	0.0	0	0	0	49	68%
Dec 11	NE	W	1/1	3	2	1.0	0	1	0	61	100%
Dec 17	at Buf	L	1/1	7	6	0.0	0	0	0	52	84%
Dec 24	at KC	L	1/1	2	0	0.0	0	0	0	65	82%
Dec 31	Buf	L	1/1	1	0	0.0	0	0	0	46	69%
Totals			16/16	48	29	4.5	0	2	2	877	84%





2016 GAME-BY-GAME STATISTICS (MIA)												
Date	Opp		GP/S	Tot	Solo	Sk	Int	PD	FF	FR	Snaps	Pct
Sep 11	at Sea	L	1/1	4	2	1.0	0	1	0	0	67	82%
Sep 18	at NE	L	1/1	12	4	0.0	0	0	0	0	61	76%
Sep 25	Cle	W	1/1	6	4	1.5	0	0	0	0	67	82%
Sep 29	at Cin	L	1/1	5	3	0.0	0	0	0	0	64	91%
Oct 9	Ten	L	1/1	1	1	0.0	0	0	0	0	64	86%
Oct 16	Pit	W	1/1	2	1	0.0	0	0	0	0	48	87%
Oct 23	Buf	W	1/1	2	1	1.0	0	0	0	0	54	95%
Nov 6	NYJ	W	1/1	5	4	1.0	0	1	0	0	51	88%
Nov 13	at SD	W	1/1	5	3	0.5	0	1	0	0	62	81%
Nov 20	at LAR	W	1/1	6	3	0.0	0	1	0	0	55	89%
Nov 27	SF	W	1/1	3	3	0.0	0	0	0	0	67	86%
Dec 4	at Bal	L	1/1	2	0	0.0	0	0	0	0	63	88%
Dec 11	Ari	W	1/1	4	2	0.0	0	0	0	0	60	86%
Dec 17	at NYJ	W	1/1	5	4	0.0	0	0	0	1	60	79%
Dec 24	at Buf	W	1/1	6	3	0.0	0	1	0	0	74	80%
Jan 1	NE	L	1/1	4	3	0.0	0	1	0	0	56	84%
Totals			16/16	72	41	5.0	0	6	0	1	973	85%
PLAYOFFS												
Jan 8	at Pit	L	1/1	4	4	1.0	0	0	0	0	55	93%
Totals			1/1	4	4	1.0	0	0	0	0	55	93%

2014 GAME-BY-GAME STATISTICS (DET)												
Date	Opp		GP/S	Tot	Solo	Sk	Int	PD	FF	FR	Snaps	Pct
Sep 8	NYG	W	1/1	3	3	0.0	0	0	0	0	50	83%
Sep 14	at Car	L	1/1	3	3	0.0	0	0	0	0	53	79%
Sep 21	GB	W	1/1	2	1	1.0	0	0	0	0	42	79%
Sep 28	at NYJ	W	1/1	1	1	0.0	0	0	0	0	50	78%
Oct 5	Buf	L	1/1	5	3	0.0	0	0	0	0	55	77%
Oct 12	at Min	W	1/1	4	4	2.0	0	0	0	0	54	79%
Oct 19	NO	W	1/1	2	1	0.5	0	1	0	0	64	86%
Oct 26	at Atl	W	1/1	3	3	0.0	0	0	0	0	50	83%
Nov 9	Mia	W	1/1	4	3	1.0	0	0	0	0	48	79%
Nov 16	at Ari	L	1/1	1	1	0.0	0	1	0	0	56	90%
Nov 23	at NE	L	1/1	4	4	0.0	0	0	0	0	61	78%
Nov 27	Chi	W	1/1	0	0	0.0	0	0	0	0	55	86%
Dec 7	TB	W	1/1	6	5	1.0	0	0	0	0	52	81%
Dec 14	Min	W	1/1	4	2	1.0	0	0	0	0	59	86%
Dec 21	at Chi	W	1/1	4	4	2.0	0	0	0	0	54	84%
Dec 28	at GB	L	1/1	7	6	0.0	0	1	0	0	50	76%
Totals			16/16	53	44	8.5	0	3	0	0	853	82%
PLAYOFFS												
Jan 4	at Dal	L	1/1	3	3	2.0	0	0	0	0	50	81%
Totals			1/1	3	3	2.0	0	0	0	0	50	81%

2015 GAME-BY-GAME STATISTICS (MIA)												
Date	Opp		GP/S	Tot	Solo	Sk	Int	PD	FF	FR	Snaps	Pct
Sep 13	at Was	W	1/1	2	1	0.0	0	0	0	0	64	84%
Sep 20	at Jax	L	1/1	1	1	0.0	0	0	0	0	60	82%
Sep 27	Buf	L	1/1	4	4	0.0	0	0	0	0	52	80%
Oct 4	NYJ	L	1/1	3	3	0.0	0	0	0	0	62	81%
Oct 18	at Ten	W	1/1	1	0	0.0	0	2	0	0	55	80%
Oct 25	Hou	W	1/1	6	5	2.0	0	2	0	0	54	67%
Oct 29	at NE	L	1/1	2	0	0.0	0	0	0	0	64	89%
Nov 8	at Buf	L	1/1	3	1	1.0	0	0	0	0	55	100%
Nov 15	at Phi	W	1/1	9	7	1.0	0	0	0	0	81	84%
Nov 22	Dal	L	1/1	7	4	0.0	0	0	0	0	61	86%
Nov 29	at NYJ	L	1/1	4	3	0.0	0	0	0	0	70	93%
Dec 6	Bal	W	1/1	4	2	0.0	0	0	0	0	69	88%
Dec 14	NYG	L	1/1	4	3	0.0	0	1	0	0	59	89%
Dec 20	at SD	L	1/1	4	4	0.5	0	0	0	0	69	87%
Dec 27	Ind	L	1/1	3	1	1.0	0	0	0	0	52	88%
Jan 3	NE	W	1/1	4	2	0.5	0	0	0	0	55	92%
Totals			16/16	61	39	6.0	0	5	0	0	982	85%

2013 GAME-BY-GAME STATISTICS (DET)												
Date	Opp		GP/S	Tot	Solo	Sk	Int	PD	FF	FR	Snaps	Pct
Sep 8	Min	W	1/1	0	0	0.0	0	1	0	0	48	87%
Sep 15	at Ari	L	1/1	3	3	0.0	0	0	0	0	58	82%
Sep 22	at Was	W	1/1	5	4	0.0	0	0	0	0	70	91%
Sep 29	Chi	W	1/1	4	4	2.0	0	0	1	0	56	78%
Oct 6	at GB	L	1/1	5	3	0.5	0	0	0	0	51	76%
Oct 13	at Cle	W	1/1	1	1	0.0	0	0	0	0	58	85%
Oct 20	Cin	L	1/1	3	3	1.0	0	0	0	0	47	82%
Oct 27	Dal	W	1/1	1	1	0.0	0	0	0	0	47	82%
Nov 10	at Chi	W	1/1	2	2	1.0	0	1	0	0	60	80%
Nov 17	at Pit	L	1/1	1	0	0.0	0	0	0	0	61	79%
Nov 24	TB	L	1/1	3	1	0.0	0	0	0	0	45	87%
Nov 28	GB	W	1/1	4	2	1.0	0	1	0	0	41	95%
Dec 8	at Phi	L	1/1	10	7	0.0	0	0	0	0	72	96%
Dec 16	Bal	L	1/1	3	3	0.0	0	0	0	0	57	92%
Dec 22	NYG	L	1/1	1	0	0.0	0	1	0	0	61	92%
Dec 29	at Min	L	1/1	3	2	0.0	0	2	0	0	46	79%
Totals			16/16	49	36	5.5	0	6	1	0	878	85%



2012 GAME-BY-GAME STATISTICS (DET)												
Date	Opp		GP/S	Tot	Solo	Sk	Int	PD	FF	FR	Snaps	Pct
Sep 9	StL	W	1/1	2	2	1.0	0	0	0	0	40	70%
Sep 16	at SF	L	1/1	1	1	1.0	0	0	0	0	46	74%
Sep 23	at Ten	L	1/1	2	2	0.0	0	0	0	0	54	86%
Sep 30	Min	L	1/1	2	1	0.5	0	0	0	0	50	86%
Oct 14	at Phi	W	1/1	2	2	0.0	0	1	0	0	72	88%
Oct 22	at Chi	L	1/1	1	1	1.0	0	0	0	0	59	82%
Oct 28	Sea	W	1/1	2	2	0.0	0	0	0	0	47	84%
Nov 4	at Jax	W	1/1	0	0	0.0	0	0	0	0	42	68%
Nov 11	at Min	L	1/1	2	2	1.0	0	0	0	0	61	87%
Nov 18	GB	L	1/1	5	2	0.0	0	0	0	0	54	84%
Nov 22	Hou	L	1/1	0	0	0.0	0	0	0	0	68	86%
Dec 2	Ind	L	1/1	6	5	1.0	0	1	0	0	61	79%
Dec 9	at GB	L	1/1	1	0	0.0	0	0	0	0	53	100%
Dec 16	at Ari	L	1/1	3	2	1.0	0	0	0	0	53	98%
Dec 22	Atl	L	1/1	4	1	0.5	0	0	0	0	51	91%
Dec 30	Chi	L	1/1	1	1	1.0	0	0	0	0	68	99%
Totals			16/16	34	24	8.0	0	2	0	0	879	85%



2011 GAME-BY-GAME STATISTICS (DET)												
Date	Opp		GP/S	Tot	Solo	Sk	Int	PD	FF	FR	Snaps	Pct
Sep 11	at TB	W	1/1	1	1	0.0	0	0	0	0	N/A	N/A
Sep 18	KC	W	1/1	3	2	1.0	0	0	0	0	N/A	N/A
Sep 25	at Min	W	1/1	5	3	1.0	0	0	0	0	N/A	N/A
Oct 2	at Dal	W	1/1	3	2	0.0	0	0	0	0	N/A	N/A
Oct 10	Chi	W	1/1	4	4	0.0	0	0	0	0	N/A	N/A
Oct 16	SF	L	1/1	2	0	0.0	0	0	0	0	N/A	N/A
Oct 23	Atl	L	1/1	5	4	1.0	0	0	0	0	N/A	N/A
Oct 30	at Den	W	1/1	1	1	0.0	0	0	0	0	N/A	N/A
Nov 13	at Chi	L	1/1	3	3	0.0	0	1	0	0	N/A	N/A
Nov 20	Car	W	1/1	3	1	0.0	0	0	0	0	N/A	N/A
Nov 24	GB	L	1/1	1	1	0.0	0	0	0	0	N/A	N/A
Dec 4	at NO	L	0/0	SUSPENDED BY NFL								
Dec 11	Min	W	0/0	SUSPENDED BY NFL								
Dec 18	at Oak	W	1/1	2	1	0.0	0	0	0	0	N/A	N/A
Dec 24	SD	W	1/1	2	2	0.0	0	0	0	0	N/A	N/A
Jan 1	at GB	L	1/1	1	1	1.0	0	0	0	0	N/A	N/A
Totals			14/14	36	26	4.0	0	1	0	0	N/A	N/A
PLAYOFFS												
Jan 7	at NO	L	1/1	3	0	0.5	0	0	0	0	N/A	N/A
Totals			1/1	3	0	0.5	0	0	0	0	N/A	N/A

2010 GAME-BY-GAME STATISTICS (DET)												
Date	Opp		GP/S	Tot	Solo	Sk	Int	PD	FF	FR	Snaps	Pct
Sep 12	at Chi	L	1/1	1	1	1.0	0	0	0	0	N/A	N/A
Sep 19	Phi	L	1/1	8	6	1.0	0	0	0	0	N/A	N/A
Sep 26	at Min	L	1/1	4	4	0.0	0	0	0	0	N/A	N/A
Oct 3	at GB	L	1/1	3	3	1.0	0	0	0	0	N/A	N/A
Oct 10	StL	W	1/1	3	2	0.0	1	1	0	0	N/A	N/A
Oct 17	at NYG	L	1/1	3	2	1.5	0	0	0	0	N/A	N/A
Oct 31	Was	W	1/1	5	4	2.0	0	0	0	1	N/A	N/A
Nov 7	NYJ	L	1/1	3	3	0.0	0	0	0	0	N/A	N/A
Nov 14	at Buf	L	1/1	3	1	0.0	0	0	0	0	N/A	N/A
Nov 21	at Dal	L	1/1	8	5	0.5	0	0	0	0	N/A	N/A
Nov 25	NE	L	1/1	4	3	1.0	0	0	0	0	N/A	N/A
Dec 5	Chi	L	1/1	4	3	0.0	0	1	0	0	N/A	N/A
Dec 12	GB	W	1/1	3	1	0.0	0	0	0	0	N/A	N/A
Dec 19	at TB	W	1/1	3	2	0.0	0	0	0	0	N/A	N/A
Dec 26	at Mia	W	1/1	5	5	1.0	0	1	1	0	N/A	N/A
Jan 2	Min	W	1/1	6	4	1.0	0	0	0	0	N/A	N/A
Totals			16/16	66	49	10.0	1	3	1	1	N/A	N/A



JOSH SWEAT
DEFENSIVE END | 94



Height: 6-5 Weight: 265 DOB: March 29, 1997 (Age 25)
NFL Experience: 5th Year (5th with Eagles) Draft: D4b-18 (130th overall) by PHI
College: Florida State Hometown (HS): Chesapeake, VA (Oscar Smith)

PRO BOWL: 2022

CAREER STATISTICS																		
			TACKLES				PASS RUSH			INTERCEPTIONS					FUMBLES		DEF SNAPS	
Year	Team	GP/S	Total	Solo	Asst	TFL	Sacks	QBH	QBP	Int	Yds	Lg	TD	PD	FF	FR	No	Pct
2018	Philadelphia	9/0	1	1	0	0	0.0	1	3	0	0	--	0	0	0	0	68	7%
2019	Philadelphia	16/0	19	14	5	7	4.0	10	27	0	0	--	0	1	0	0	355	34%
2020	Philadelphia	14/3	36	23	13	9	6.0	12	24	0	0	--	0	2	3	0	421	38%
2021	Philadelphia	16/13	45	19	26	7	7.5	13	41	0	0	--	0	4	1	0	655	58%
2022	Philadelphia	15/15	47	31	16	15	11.0	23	47	1	42	42t	1	1	1	0	580	60%
Totals		70/31	148	88	60	38	28.5	59	142	1	42	42t	1	8	5	0	---	---
PLAYOFFS																		
2019	Philadelphia	1/0	0	0	0	0	0.0	0	0	0	0	--	0	0	0	0	20	31%
2021	Philadelphia	0/0	0	0	0	0	0.0	0	0	0	0	--	0	0	0	0	0	0%
Totals		1/0	0	0	0	0	0.0	0	0	0	0	--	0	0	0	0	---	---
ADDITIONAL STATISTICS																		
Special Teams Tackles: 4 - 2019 (2), 2020 (2)																		

CAREER HIGHS		
Tackles	6	5x, last: 12/18/22 at Chi.
Sacks	2.0	4x, last: 12/18/22 at Chi.
INTs	1	12/24/22 at Dal.
PDs	2	1/2/22 at Was.
FFs	1	5x, last: 11/14/22 vs. Was.
FRs	--	---

Bucket list: Learn to snowboard ... If he could play another sport, what position: Soccer goalie ... Players he models his game after: Von Miller and Jadeveon Clowney ... Favorite athletes growing up: Jared Allen and Clay Matthews ... Favorite movie: Monsters, Inc. ... Favorite throwback jersey: 1929 Green Bay Packers jersey ... Favorite quote: "Just because you are right doesn't mean you are correct."



- CAREER HIGHLIGHTS
 - Named to his first ever Pro Bowl appearance following the 2021 campaign ... Tied for the team lead with a career-high 7.5 sacks
- NOTES TO KNOW
 - Leads the Eagles with 28.5 sacks since the 2019 campaign
- 2022 SEASON - EAGLES
 - Recorded his first career TD after intercepting Cowboys QB Dak Prescott and returning it 42 yards for the score to give the Eagles a 10-0 lead ... Finished with 3 tackles, 2 QB hits and 1.5 sacks in the game at Dal. (12/24/22)
 - Notched 2.0 sacks and a career-high-tying 6 tackles against Chi. (12/18/22) ... Brought down Bears QB Justin Fields on Chicago's second possession of the game ... Sacked Fields again right before halftime
 - Sacked Giants QB Daniel Jones on the opening drive to force a punt ... Totaled 2 QB hits, 1 tackle, 1 TFL and 1.0 sack in the 48-22 win at NYG (12/11/22)
 - Finished with 4 tackles, 3 QB hits and 2.0 sacks in the 35-10 win vs. Ten. (12/4/22) ... Combined with Haason Reddick to sack Titans QB Ryan Tannehill twice
 - Finished with 3 tackles, 1.0 sack and 1 TFL in the 40-33 win vs. GB (11/27/22) ... Sacked Packers QB Aaron Rodgers to bring his season sack total to 4.5
 - Recorded a strip-sack on Commanders QB Taylor Heinicke that led to the Eagles first TD vs. Was. (11/14/22)
 - Sacked Commanders QB Carson Wentz 1.5 times in the 24-8 win at Was. (9/25/22) ... Contributed to the Eagles' 9.0-sack performance (T-4th-most in franchise history) ... Totaled 3 QB hits in the game

2022 GAME-BY-GAME STATISTICS (PHI)												
Date	Opp		GP/S	Tot	Solo	Sk	Int	PD	FF	FR	Snaps	Pct
Sep 11	at Det	W	1/1	3	2	0.0	0	0	0	0	49	71%
Sep 19	Min	W	1/1	3	3	1.0	0	0	0	0	35	57%
Sep 25	at Was	W	1/1	3	1	1.5	0	0	0	0	47	61%
Oct 2	Jax	W	1/1	5	5	0.0	0	0	0	0	31	66%
Oct 9	at Ari	W	1/1	2	2	0.0	0	0	0	0	46	67%
Oct 16	Dal	W	1/1	2	1	0.0	0	0	0	0	43	64%
Oct 30	Pit	W	1/1	1	1	0.0	0	0	0	0	42	55%
Nov 3	at Hou	W	1/1	5	2	0.0	0	0	0	0	35	58%
Nov 14	Was	L	1/1	3	2	1.0	0	0	1	0	36	43%
Nov 20	at Ind	W	1/1	3	2	0.0	0	0	0	0	36	55%
Nov 27	GB	W	1/1	3	1	1.0	0	0	0	0	29	59%
Dec 4	Ten	W	1/1	4	2	2.0	0	0	0	0	27	49%
Dec 11	at NYG	W	1/1	1	1	1.0	0	0	0	0	30	47%
Dec 18	at Chi	W	1/1	6	5	2.0	0	0	0	0	44	75%
Dec 24	at Dal	L	1/1	3	1	1.5	1	1	0	0	50	68%
Jan 1	NO											
Jan 8	NYG											
Totals			15/15	47	31	11.0	1	1	1	0	580	60%

- Registered 3 TFLs, 3 QB hits and 1.0 sack against Vikings QB **Kirk Cousins** during the 24-7 victory vs. Min. (9/19/22)

2021 SEASON - EAGLES

- Recorded a career-high 7.5 sacks, which tied **Javon Hargrave** for the most on the team, en route to his first career **Pro Bowl** ... Also added career highs in tackles (45), pressures (41), QB hits (13) and PDs (4)
- Posted 1.5 sacks against QB **Taylor Heinicke** along with 5 tackles and a career-high 2 PDs in the 20-16 victory at Was. (1/2/22) ... Became the first Eagle to register 1.5+ sacks and multiple PDs in a game since **Trevor Laws** on 9/26/10 at Jacksonville (2.0 sacks, 2 PDs)
- Totaled 4 tackles, 1.0 sack, 1 FF and 1 PD in the 34-10 win vs. NYG (12/26/21) ... Strip-sacked Giants QB **Jake Fromm** in the first quarter
- Produced 1.5 sacks against Jets QB **Zach Wilson** at NYJ (12/5/21)
- Had a career-high-tying 2.0 sacks against Lions QB **Jared Goff** in the 44-6 win at Det. (10/31/21) ... Became the first Eagle to log 2.0 sacks in the first quarter since **Connor Barwin** on 12/6/15 at New England

2020 SEASON - EAGLES

- Registered career highs with 9 TFLs and a team-leading 3 FFs ... Also finished with 36 tackles (23 solo), 24 pressures, 12 QB hits, 6.0 sacks and 2 PDs ... Ranked 3rd on the Eagles defense in sacks, trailing only **Brandon Graham** (8.0) and **Fletcher Cox** (6.5)
- Tallied a career-high 2.0 sacks with 1 FF in the 24-21 victory vs. NO (12/13/20) ... Posted a key defensive play when he strip-sacked Saints QB **Taysom Hill** (recovered by **Javon Hargrave**) in the fourth quarter to set up an Eagles TD drive on the next possession
- Forced a fumble by Giants RB **Dion Lewis** (recovered by **Rodney McLeod**) in the second quarter of the 22-21 win vs. NYG (10/22/20)
- Produced his 1st career FF when he strip-sacked QB **Dwayne Haskins** in the season opener at Was. (9/13/20)

2019 SEASON - EAGLES

- Finished the campaign with 27 pressures, 19 tackles (14 solo), 10 QB hits, 7 TFLs, 4.0 sacks and 1 PD in 355 defensive snaps
- Notched his 1st career sack during the Eagles' 10.0-sack performance (tied for 2nd-most in team history) in the 31-6 win vs. NYJ (10/6/19) ... Brought down Jets QB **Luke Falk** in the fourth quarter

2021 GAME-BY-GAME STATISTICS (PHI)												
Date	Opp		GP/S	Tot	Solo	Sk	Int	PD	FF	FR	Snaps	Pct
Sep 12	at Atl	W	1/0	6	0	0.0	0	0	0	0	39	54%
Sep 19	SF	L	1/0	0	0	0.0	0	0	0	0	28	40%
Sep 27	at Dal	L	1/0	4	1	0.5	0	0	0	0	49	64%
Oct 3	KC	L	1/1	2	1	0.0	0	0	0	0	46	69%
Oct 10	at Car	W	1/1	4	1	1.0	0	0	0	0	53	75%
Oct 14	TB	L	1/1	6	4	0.0	0	0	0	0	59	79%
Oct 24	at LV	L	1/1	1	0	0.0	0	1	0	0	49	74%
Oct 31	at Det	W	1/1	4	3	2.0	0	0	0	0	30	48%
Nov 7	LAC	L	1/1	0	0	0.0	0	0	0	0	42	61%
Nov 14	at Den	W	1/1	1	0	0.0	0	0	0	0	37	64%
Nov 21	NO	W	1/1	2	1	0.0	0	0	0	0	42	65%
Nov 28	at NYG	L	1/1	1	1	0.0	0	0	0	0	41	68%
Dec 5	at NYJ	W	1/1	3	1	1.5	0	0	0	0	34	58%
Dec 21	Was	W	1/1	2	1	0.0	0	0	0	0	33	60%
Dec 26	NYG	W	1/1	4	2	1.0	0	1	1	0	32	42%
Jan 2	at Was	W	1/1	5	3	1.5	0	2	0	0	41	65%
Jan 8	Dal	L	0/0	INACTIVE								
Totals			16/13	45	19	7.5	0	4	1	0	655	58%

PLAYOFFS											
Jan 16	at TB	L	0/0	INACTIVE							
Totals			0/0	0	0	0.0	0	0	0	0	0%

MULTI-SACK GAMES (8)		
Date	Opponent	Sacks
12/18/22	at Chicago Bears (W, 25-20)	2.0
12/4/22	vs. Tennessee Titans (W, 35-10)	2.0
10/31/21	at Detroit Lions (W, 44-6)	2.0
12/13/20	vs. New Orleans Saints (W, 24-21)	2.0
12/24/22	at Dallas Cowboys (L, 34-40)	1.5
9/25/22	at Washington Commanders (W, 24-8)	1.5
1/2/22	at Washington (W, 20-16)	1.5
12/5/21	at New York Jets (W, 33-18)	1.5

DEFENSIVE TOUCHDOWNS (1)		
Date	Opponent	Type (Yds)
12/24/22	at Dallas Cowboys (L, 34-40)	INT (42)



2020 GAME-BY-GAME STATISTICS (PHI)												
Date	Opp		GP/S	Tot	Solo	Sk	Int	PD	FF	FR	Snaps	Pct
Sep 13	at Was	L	1/0	3	2	1.0	0	0	1	0	49	70%
Sep 20	LAR	L	1/1	3	2	0.0	0	0	0	0	39	57%
Sep 27	Cin	T	1/1	2	1	1.0	0	0	0	0	38	53%
Oct 4	at SF	W	1/1	2	2	1.0	0	0	0	0	27	37%
Oct 11	at Pit	L	1/0	2	0	0.0	0	0	0	0	28	37%
Oct 18	Bal	L	1/0	5	3	0.0	0	1	0	0	36	49%
Oct 22	NYG	W	1/0	1	0	0.0	0	1	1	0	24	40%
Nov 1	Dal	W	1/0	6	5	0.0	0	0	0	0	41	52%
Nov 15	at NYG	L	1/0	0	0	0.0	0	0	0	0	25	35%
Nov 22	at Cle	L	1/0	6	5	1.0	0	0	0	0	34	51%
Nov 30	Sea	L	1/0	1	0	0.0	0	0	0	0	27	40%
Dec 6	at GB	L	1/0	1	0	0.0	0	0	0	0	24	39%
Dec 13	NO	W	1/0	4	3	2.0	0	0	1	0	25	40%
Dec 20	at Ari	L	1/0	0	0	0.0	0	0	0	0	4	6%
Dec 27	at Dal	L	0/0	RESERVE/INJURED								
Jan 3	Was	L	0/0	RESERVE/INJURED								
Totals			14/3	36	23	6.0	0	2	3	0	421	38%

2018 SEASON - EAGLES

- ▶ Totaled 3 pressures, 1 QB hit and 1 tackle in 68 defensive snaps

COLLEGE HIGHLIGHTS

- ▶ Played three seasons at Florida State (2015-17), compiling 138 tackles (77 solo), 29 TFLs, 14.5 sacks, 3 FRs and 1 FF in 37 career games
- ▶ Named to the Bronko Nagurski Award watch list and led Florida State with 5.5 sacks as a junior ... Also recorded a career-high 56 tackles
- ▶ Produced a career-high 7.0 sacks as a sophomore in 2016 ... Contributed to a Florida State defensive unit that led the nation in sacks per game (3.92) while ranking 2nd overall in total sacks (51.0)
- ▶ Despite a significant knee injury he sustained as a high school senior, played all 13 games in 2015 and earned Freshman All-America honorable mention ... Registered 41 tackles, 3 FRs, 2.0 sacks and 1 INT

PERSONAL

- ▶ A consensus five-star DE recruit out of Oscar Smith (VA) High School ... Named to the 2015 Under Armour All-America Game and was ranked No. 1 in the nation at his position by Scout.com and 247Sports.com ... Also recognized as the No. 5 and No. 11 prospect in the country by Scout.com and ESPN, respectively

TRANSACTIONS

- ▶ **2018** - Drafted by PHI in 4th round (130th overall) ... **12/11/18** - Placed on Reserve/Injured ... **12/26/20** - Placed on Reserve/Injured ... **9/18/21** - Signed by PHI to 3-year contract extension



2019 GAME-BY-GAME STATISTICS (PHI)												
Date	Opp		GP/S	Tot	Solo	Sk	Int	PD	FF	FR	Snaps	Pct
Sep 8	Was	W	1/0	0	0	0.0	0	0	0	0	14	22%
Sep 15	at Atl	L	1/0	3	1	0.0	0	1	0	0	18	27%
Sep 22	Det	L	1/0	0	0	0.0	0	0	0	0	16	25%
Sep 26	at GB	W	1/0	2	2	0.0	0	0	0	0	28	35%
Oct 6	NYJ	W	1/0	3	3	1.0	0	0	0	0	19	32%
Oct 13	at Min	L	1/0	1	1	0.0	0	0	0	0	17	24%
Oct 20	at Dal	L	1/0	2	1	0.0	0	0	0	0	23	33%
Oct 27	at Buf	W	1/0	0	0	0.0	0	0	0	0	20	32%
Nov 3	Chi	W	1/0	1	1	1.0	0	0	0	0	17	38%
Nov 17	NE	L	1/0	0	0	0.0	0	0	0	0	24	32%
Nov 24	Sea	L	1/0	1	0	0.5	0	0	0	0	20	31%
Dec 1	at Mia	L	1/0	1	0	0.5	0	0	0	0	31	43%
Dec 9	NYG	W	1/0	1	1	0.0	0	0	0	0	26	50%
Dec 15	at Was	W	1/0	2	2	0.0	0	0	0	0	27	51%
Dec 22	Dal	W	1/0	2	2	1.0	0	0	0	0	28	45%
Dec 29	at NYG	W	1/0	0	0	0.0	0	0	0	0	27	36%
Totals			16/0	19	14	4.0	0	1	0	0	355	34%
PLAYOFFS												
Jan 5	Sea	L	1/0	0	0	0.0	0	0	0	0	20	31%
Totals			1/0	0	0	0.0	0	0	0	0	20	31%

2018 GAME-BY-GAME STATISTICS (PHI)												
Date	Opp		GP/S	Tot	Solo	Sk	Int	PD	FF	FR	Snap	Pct
Sep 6	Atl	W	0/0	INACTIVE								
Sep 16	at TB	L	0/0	INACTIVE								
Sep 23	Ind	W	0/0	DID NOT PLAY								
Sep 30	at Ten	L	0/0	INACTIVE								
Oct 7	Min	L	1/0	0	0	0.0	0	0	0	0	8	13%
Oct 11	at NYG	W	1/0	0	0	0.0	0	0	0	0	7	11%
Oct 21	Car	L	1/0	0	0	0.0	0	0	0	0	0	0%
Oct 28	at Jax	W	1/0	1	1	0.0	0	0	0	0	4	6%
Nov 11	Dal	L	1/0	0	0	0.0	0	0	0	0	6	9%
Nov 18	at NO	L	1/0	0	0	0.0	0	0	0	0	20	29%
Nov 25	NYG	W	1/0	0	0	0.0	0	0	0	0	11	18%
Dec 3	Was	W	1/0	0	0	0.0	0	0	0	0	6	13%
Dec 9	at Dal	L	1/0	0	0	0.0	0	0	0	0	6	6%
Dec 16	at LAR	W	0/0	RESERVE/INJURED								
Dec 23	Hou	W	0/0	RESERVE/INJURED								
Dec 30	at Was	W	0/0	RESERVE/INJURED								
Totals			9/0	1	1	0.0	0	0	0	0	68	7%
PLAYOFFS												
Jan 6	at Chi	W	0/0	RESERVE/INJURED								
Jan 13	at NO	L	0/0	RESERVE/INJURED								
Totals			0/0	0	0	0.0	0	0	0	0	0	0%



DAVION TAYLOR (PS)
LINEBACKER | 52

(pronounced DAY-vee-on)



Height: 6-1 Weight: 230 DOB: Aug. 5, 1998 (Age 24)
NFL Experience: 3rd Year (3rd with Eagles) Draft: D3-20 (103rd overall) by PHI
College: Colorado Hometown (HS): Magnolia, MS (South Pike)

CAREER STATISTICS																		
			TACKLES				PASS RUSH			INTERCEPTIONS					FUMBLES		DEF SNAPS	
Year	Team	GP/S	Total	Solo	Asst	TFL	Sacks	QBH	QBP	Int	Yds	Lg	TD	PD	FF	FR	No	Pct
2020	Philadelphia	12/1	4	4	0	0	0.0	0	0	0	0	--	0	0	0	0	32	3%
2021	Philadelphia	9/6	39	24	15	1	0.0	0	0	0	0	--	0	0	2	0	250	22%
2022	Philadelphia	0/0	0	0	0	0	0.0	0	0	0	0	--	0	0	0	0	0	0%
Totals			43	28	15	1	0.0	0	0	0	0	--	0	0	2	0	---	---
ADDITIONAL STATISTICS																		
Special Teams Tackles: 8 - 2020 (6), 2021 (2)																		

CAREER HIGHS		
Tackles	8	11/7/21 vs. LAC
Sacks	--	---
INTs	--	---
PDs	--	---
FFs	2	11/14/21 at Den.
FRs	--	---

Hobbies: Binge-watching shows and working out ... **Bucket list:** Win a Super Bowl ... **Surprisingly good at:** Playing drums ... **If he could play another sport, what position:** Basketball, center ... **Player he models his game after:** Deion Jones ... **Favorite athletes growing up:** Ray Lewis and LeBron James ... **Favorite quote:** "Now faith is the substance of things hoped for and the evidence of things not seen." - Hebrews 11:1 ... **Favorite music:** Hip-hop, gospel, Christian rap



BIRDSEED

- ▶ His mother, Stephanie, raised him as a Seventh Day Adventist, which allowed him to only compete in one varsity football game during his time at South Pike (MS) High School ... Church members observe the Sabbath from sunset on Friday to sunset on Saturday
- ▶ Practiced every week with his high school team, even though his religious beliefs barred him from playing on Friday nights ... Sought additional ways to contribute to the team by volunteering to help line the field on Thursdays, stocking the benches and washing uniforms
- ▶ Due to his lack of game film, did not receive offers to play college football ... Attended Coahoma C.C. and aimed to make the team, despite JUCO rosters being limited to only 55 scholarship players ... Practiced with the team throughout camp knowing the roster did not have to be certified until the first week of the season ... Received a scholarship offer when another player opted to leave the program
- ▶ His older brother, LaDarris, was a standout QB in Magnolia, MS, but he also could not participate in varsity football games due to the family's faith ... Served four years in the Marines after graduating

2022 SEASON - EAGLES

- ▶

2021 SEASON - EAGLES

- ▶ Totaled 39 tackles (24 solo) and 2 FFs in 250 defensive snaps
- ▶ Registered a career-high 2 FFs in the 30-13 victory at Den. (11/14/21) ... At the end of the third quarter, stripped the ball from Broncos RB **Melvin Gordon**, which was recovered by **Darius Slay** and returned 83 yards for a TD ... Became the first Eagles LB to produce multiple FFs in a game since **Nate Wayne** on 9/20/04 vs. Minnesota (also 2)
- ▶ Logged a career-high 8 tackles (1 TFL) vs. LAC (11/7/21)

2020 SEASON - EAGLES

- ▶ Saw action in 177 special teams snaps and 32 defensive snaps ... Finished his rookie year with a career-high 6 special teams tackles

COLLEGE HIGHLIGHTS

- ▶ Played his junior and senior seasons at Colorado, combining for 129 tackles, 18 TFLs, 6 PDs, 3 FRs (1 TD) and 2.0 sacks in 24 games

2022 GAME-BY-GAME STATISTICS (PHI)											
Date	Opp	GP/S	Tot	Solo	Sk	Int	PD	FF	FR	Snap	Pct
Sep 11	at Det	W	---	EAGLES PRACTICE SQUAD							
Sep 19	Min	W	---	EAGLES PRACTICE SQUAD							
Sep 25	at Was	W	---	EAGLES PRACTICE SQUAD							
Oct 2	Jax	W	---	EAGLES PRACTICE SQUAD							
Oct 9	at Ari	W	---	EAGLES PRACTICE SQUAD							
Oct 16	Dal	W	---	EAGLES PRACTICE SQUAD							
Oct 30	Pit	W	---	EAGLES PRACTICE SQUAD							
Nov 3	at Hou	W	---	EAGLES PRACTICE SQUAD							
Nov 14	Was	L	---	EAGLES PRACTICE SQUAD							
Nov 20	at Ind	W	---	EAGLES PRACTICE SQUAD							
Nov 27	GB	W	---	EAGLES PRACTICE SQUAD							
Dec 4	Ten	W	---	EAGLES PRACTICE SQUAD							
Dec 11	at NYG	W	---	EAGLES PRACTICE SQUAD							
Dec 18	at Chi	W	---	EAGLES PRACTICE SQUAD							
Dec 24	at Dal	L	---	EAGLES PRACTICE SQUAD							
Jan 1	NO										
Jan 8	NYG										
Totals		0/0	0	0	0.0	0	0	0	0	0	0%



- ▶ Named a team captain in 2019 and earned All-Pac-12 honorable mention after producing 72 tackles, 8 TFLs, 4 PDs, 1.0 sack and 1 FR
- ▶ Began his collegiate career at Coahoma C.C. (Clarksdale, MS) ... Posted 87 tackles, 3 TFLs, 3 PDs and 1 INT as a sophomore

PERSONAL

- ▶ In addition to playing football at Colorado, was an All-Pac-12 selection in the 100-meter dash during his 2018 outdoor season ... Also competed in the 100- and 200-meter events at Coahoma C.C., qualifying for the NFCAA Track & Field Championships

TRANSACTIONS

- ▶ **2020** - Drafted by PHI in 3rd round (103rd overall) ... **12/9/20** - Placed on Reserve/Injured ... **11/24/21** - Placed on Reserve/Injured ... **8/31/22** - Waived by PHI ... **9/1/22** - Signed by PHI to practice squad

2021 GAME-BY-GAME STATISTICS (PHI)											
Date	Opp	GP/S	Tot	Solo	Sk	Int	PD	FF	FR	Snap	Pct
Sep 12	at Atl	W	0/0	INACTIVE							
Sep 19	SF	L	1/0	2	0	0.0	0	0	0	9	13%
Sep 27	at Dal	L	0/0	INACTIVE							
Oct 3	KC	L	1/0	2	1	0.0	0	0	0	9	13%
Oct 10	at Car	W	1/0	4	3	0.0	0	0	0	24	34%
Oct 14	TB	L	1/1	4	2	0.0	0	0	0	37	49%
Oct 24	at LV	L	1/1	6	2	0.0	0	0	0	36	55%
Oct 31	at Det	W	1/1	5	3	0.0	0	0	0	39	63%
Nov 7	LAC	L	1/1	8	6	0.0	0	0	0	49	71%
Nov 14	at Den	W	1/1	7	6	0.0	0	0	2	410	69%
Nov 21	NO	W	1/1	1	1	0.0	0	0	0	7	11%
Nov 28	at NYG	L	0/0	RESERVE/INJURED							
Dec 5	at NYJ	W	0/0	RESERVE/INJURED							
Dec 21	Was	W	0/0	RESERVE/INJURED							
Dec 26	NYG	W	0/0	RESERVE/INJURED							
Jan 2	at Was	W	0/0	RESERVE/INJURED							
Jan 8	Dal	L	0/0	RESERVE/INJURED							
Totals		9/6	39	24	0.0	0	0	2	0	250	22%
PLAYOFFS											
Jan 16	at TB	L	0/0	RESERVE/INJURED							
Totals		0/0	0	0	0.0	0	0	0	0	0	0%

2020 GAME-BY-GAME STATISTICS (PHI)											
Date	Opp	GP/S	Tot	Solo	Sk	Int	PD	FF	FR	Snap	Pct
Sep 13	at Was	L	1/0	0	0	0.0	0	0	0	0	0%
Sep 20	LAR	L	1/0	0	0	0.0	0	0	0	0	0%
Sep 27	Cin	T	1/0	0	0	0.0	0	0	0	0	0%
Oct 4	at SF	W	1/0	0	0	0.0	0	0	0	0	0%
Oct 11	at Pit	L	1/0	0	0	0.0	0	0	0	0	0%
Oct 18	Bal	L	1/0	2	2	0.0	0	0	0	11	15%
Oct 22	NYG	W	1/0	0	0	0.0	0	0	0	0	0%
Nov 1	Dal	W	1/0	0	0	0.0	0	0	0	0	0%
Nov 15	at NYG	L	1/0	0	0	0.0	0	0	0	3	4%
Nov 22	at Cle	L	1/1	2	2	0.0	0	0	0	18	27%
Nov 30	Sea	L	1/0	0	0	0.0	0	0	0	0	0%
Dec 6	at GB	L	1/0	0	0	0.0	0	0	0	0	0%
Dec 13	NO	W	0/0	RESERVE/INJURED							
Dec 20	at Ari	L	0/0	RESERVE/INJURED							
Dec 27	at Dal	L	0/0	RESERVE/INJURED							
Jan 3	Was	L	0/0	RESERVE/INJURED							
Totals		12/1	4	4	0.0	0	0	0	0	32	3%



NOAH TOGIAI (PS)

TIGHT END | 83

(pronounced tong-EE-eye)

Height: 6-4 Weight: 244 DOB: July 6, 1997 (Age 25)

NFL Experience: 2nd Year (1st with Eagles) Draft: UDFA-20 by PHI Acquired: FA-21

College: Oregon State Hometown (HS): West Valley City, UT (Hunter)



CAREER STATISTICS

Year	Team	GP/S	RECEIVING					OFF SNAPS	
			Rec	Yds	Avg	Lg	TD	No	Pct
2020	Indianapolis	4/0	0	0	---	---	0	72	7%
2021	Philadelphia	1/0	0	0	---	---	0	24	2%
2022	Philadelphia	2/0	0	0	---	---	0	12	1%
Totals		7/0	0	0	---	---	0	---	---

ADDITIONAL STATISTICS

Special Teams Tackles: 2 - 2021 (2)

CAREER HIGHS

Receptions	--	---
Receiving Yards	--	---
Receiving Long	--	---
Receiving TDs	--	---

Hobbies: Playing basketball ... **Favorite athlete growing up:** Carmelo Anthony ... **Favorite sports moment:** Dunking a basketball for the first time in seventh grade ... **Desired talent:** Ability to sing



BIRDSEED

- ▶ A star basketball player in high school who was recruited to play collegiately at Oregon State, Utah and Utah State ... Utah State eventually offered him the chance to play basketball and football, with Oregon State doing the same not long after ... Weighed 197 pounds upon entering college and gained 40 pounds during his freshman year ... Chose to pursue football as his only sport after his body was no longer built for basketball, relieving the stress of his two-sport schedule

2022 SEASON - EAGLES



2021 SEASON - EAGLES

- ▶ Saw action in a combined 40 snaps (24 offense, 16 special teams) and posted 2 special teams tackles vs. Dal. (1/8/22)

2020 SEASON - COLTS

- ▶ Appeared in 72 offensive snaps as a rookie

COLLEGE HIGHLIGHTS

- ▶ Totaled 102 receptions for 1,048 yards and 10 TDs in 44 career games (37 starts) at Oregon State ... Became the sixth TE in Oregon State history to surpass 1,000 career receiving yards
- ▶ Caught 44 passes for 406 yards and 3 TDs in 2019 ... Named All-Pac-12 honorable mention ... Voted second-team All-Pac-12 after registering 461 yards and 2 TDs on 34 receptions in 2017

PERSONAL

- ▶ Prepped at Hunter (UT) High School, where he recorded 92 receptions for 1,496 yards and 14 TDs ... Rated the No. 39 TE in the nation and No. 1 in Utah by Scout ... Also played basketball
- ▶ Majored in sociology at Oregon State
- ▶ Is the son of Kaio and Gina Togiai

TRANSACTIONS

- ▶ **2020** - Signed by PHI as UDFA ... **9/5/20** - Waived by PHI ... **9/6/20** - Claimed off waivers by IND ... **12/5/20** - Placed on Reserve/Injured ... **1/2/21** - Activated from Reserve/Injured ... **8/24/21** - Waived/injured by IND ... **8/25/21** - Placed on Reserve/Injured ... **9/2/21** - Released by IND ... **10/11/21** - Signed by PHI to practice squad ... **10/14/21** - Elevated by PHI from practice squad as COVID-19 replacement for Week 6 vs. Tampa Bay ... **12/27/21** - Placed on Reserve/COVID-19 ... **1/4/22** - Activated from Reserve/COVID-19 ... **1/8/22** - Elevated by PHI from practice squad as COVID-19 replacement for Week 18 vs. Dallas ... **1/18/22** - Signed by PHI to reserve/future contract ... **8/30/22** - Waived by PHI ... **8/31/22** - Signed by PHI to practice squad ... **9/10/22** - Elevated by PHI from practice squad for Week 1 at Detroit ... **9/19/22** - Elevated by PHI from practice squad for Week 2 vs. Minnesota

2022 GAME-BY-GAME STATISTICS (PHI)										
Date	Opp		GP/S	Rec	Yds	Avg	Lg	TD	Snaps	Pct
Sep. 11	at Det	W	1/0	0	0	---	--	0	11	14%
Sep. 19	Min	W	1/0	0	0	---	--	0	1	1%
Sep. 25	at Was	W	---	EAGLES PRACTICE SQUAD						
Oct. 2	Jax	W	---	EAGLES PRACTICE SQUAD						
Oct. 9	at Ari	W	---	EAGLES PRACTICE SQUAD						
Oct. 16	Dal	W	---	EAGLES PRACTICE SQUAD						
Oct. 30	Pit	W	---	EAGLES PRACTICE SQUAD						
Nov. 3	at Hou	W	---	EAGLES PRACTICE SQUAD						
Nov. 14	Was	L	---	EAGLES PRACTICE SQUAD						
Nov. 20	at Ind	W	---	EAGLES PRACTICE SQUAD						
Nov. 27	GB	W	---	EAGLES PRACTICE SQUAD						
Dec. 4	Ten	W	---	EAGLES PRACTICE SQUAD						
Dec. 11	at NYG	W	---	EAGLES PRACTICE SQUAD						
Dec. 18	at Chi	W	---	EAGLES PRACTICE SQUAD						
Dec. 24	at Dal	L	---	EAGLES PRACTICE SQUAD						
Jan. 1	NO									
Jan. 8	NYG									
Totals			2/0	0	0	---	--	0	12	1%



2021 GAME-BY-GAME STATISTICS (PHI)										
Date	Opp		GP/S	Rec	Yds	Avg	Lg	TD	Snaps	Pct
NOT ON NFL ROSTER										
NOT ON NFL ROSTER										
NOT ON NFL ROSTER										
NOT ON NFL ROSTER										
NOT ON NFL ROSTER										
Oct 14	TB	L	0/0	DID NOT PLAY						
Oct 24	at LV	L	---	EAGLES PRACTICE SQUAD						
Oct 31	at Det	W	---	EAGLES PRACTICE SQUAD						
Nov 7	LAC	L	---	EAGLES PRACTICE SQUAD						
Nov 14	at Den	W	---	EAGLES PRACTICE SQUAD						
Nov 21	NO	W	---	EAGLES PRACTICE SQUAD						
Nov 28	at NYG	L	---	EAGLES PRACTICE SQUAD						
Dec 5	at NYJ	W	---	EAGLES PRACTICE SQUAD						
Dec 21	Was	W	---	EAGLES PRACTICE SQUAD						
Dec 26	NYG	W	---	EAGLES PRACTICE SQUAD						
Jan 2	at Was	W	---	RESERVE/COVID-19 (PRACTICE SQUAD)						
Jan 8	Dal	L	1/0	0	0	---	--	0	24	32%
Totals			1/0	0	0	---	--	0	24	2%
PLAYOFFS										
Jan 16	at TB	L	---	EAGLES PRACTICE SQUAD						
Totals			0/0	0	0	---	--	0	0	0%

2020 GAME-BY-GAME STATISTICS (IND)										
Date	Opp		GP/S	Rec	Yds	Avg	Lg	TD	Snaps	Pct
Sep 13	at Jax	L	0/0	INACTIVE						
Sep 20	Min	W	1/0	0	0	---	--	0	37	51%
Sep 27	NYJ	W	1/0	0	0	---	--	0	15	25%
Oct 4	at Chi	W	0/0	INACTIVE						
Oct 11	at Cle	L	0/0	INACTIVE						
Oct 18	Cin	W	1/0	0	0	---	--	0	4	6%
Nov 1	at Det	W	0/0	INACTIVE						
Nov 8	Bal	L	0/0	INACTIVE						
Nov 12	at Ten	W	1/0	0	0	---	--	0	16	23%
Nov 22	GB	W	0/0	INACTIVE						
Nov 29	Ten	L	0/0	INACTIVE						
Dec 6	at Hou	W	0/0	RESERVE/INJURED						
Dec 13	at LV	W	0/0	RESERVE/INJURED						
Dec 20	Hou	W	0/0	RESERVE/INJURED						
Dec 27	at Pit	L	0/0	RESERVE/INJURED						
Jan 3	Jax	W	0/0	INACTIVE						
Totals			4/0	0	0	---	--	0	72	7%



CAMERON TOM (PS)

CENTER | 67



Height: 6-4 **Weight:** 300 **DOB:** June 21, 1995 (Age 27)

NFL Experience: 5th Year (1st with Eagles) **Draft:** UDFA-17 by NO **Acquired:** FA-22

College: Southern Mississippi **Hometown (HS):** Baton Rouge, LA (Catholic)

CAREER STATISTICS

Year	Team	GP/S	STARTS		OFF SNAPS	
			C	RG	No	Pct
2017	New Orleans	0/0	0	0	0	0%
2018	New Orleans	11/1	0	1	178	17%
2020	New Orleans	1/0	0	0	3	1%
2021	Miami	1/0	0	0	1	1%
2022	Philadelphia	0/0	0	0	0	0%
Totals		13/1	0	1	---	---

PLAYOFFS						
2018	New Orleans	2/0	0	0	0	0%
2020	New Orleans	0/0	0	0	0	0%
Totals		2/0	0	0	---	---

Bucket list: "Travel to Nigeria. That's where my father is from." ... **Desired talent:** Ability to play guitar ... **What he wanted to be when he was younger:** Firefighter ... **Favorite athlete growing up:** Chris Paul ... **Favorite movie:** Remember the Titans ... **Favorite TV shows:** Family Guy and It's Always Sunny in Philadelphia ... **Favorite music artists:** Drake, Tory Lanez and Rod Wave ... **Favorite food:** Cheeseburger



BIRDSEED

- ▶ Is the son of Michael and Vanessa Tom ... His father is a mathematics professor at LSU and his mother works in the IT department ... Michael is a native of Jos, Nigeria, who arrived in the United States through a Fulbright Scholarship to Penn State, where he first became exposed to football as a student ... Steered his sons toward football due to his interest in the sport ... Cameron's younger brother, **Zach Tom**, was selected by the Packers in the 4th round (140th overall) of the 2022 NFL Draft after playing tackle for five seasons at Wake Forest

2022 SEASON - EAGLES



2018 SEASON - SAINTS

- ▶ Saw action in a career-high 11 contests (one start at RG), appearing in 178 offensive snaps ... Also played in two postseason games

COLLEGE HIGHLIGHTS

- ▶ Played collegiately at Southern Mississippi ... Started every game as a junior and senior ... Named to the 2016 preseason watchlists for the Rimington and Outland Trophy awards ... Blocked for an offense that produced over 7,000 total yards in 2015, which marked the first time in program history that happened ... Also finished the 2015 campaign with first-team All-Conference USA recognition

PERSONAL

- ▶ Attended Catholic (LA) High School ... Played tackle and guard on the OL and earned honorable mention all-state honors as a senior ... Also competed in track and field and helped his school win district championships in 2011 and 2013 ... Studied marketing in college

TRANSACTIONS

- ▶ **2017** - Signed by NO as UDFA ... **9/2/17** - Waived by NO ... **9/3/17** - Signed by NO to practice squad ... **10/25/17** - Signed by NO to active roster from practice squad ... **8/31/19** - Placed on Reserve/Injured ... **4/8/20** - Signed by NO to 1-year contract ... **9/5/20** - Waived by NO ... **9/6/20** - Signed by NO to practice squad ... **11/29/20** - Activated by NO from practice squad for Week 12 at Denver ... **1/16/21** - Activated by NO from practice squad for NFC Divisional Playoff vs. Tampa Bay ... **1/18/21** - Released by NO from practice squad ... **2/3/21** - Signed by MIA to reserve/future contract ... **8/31/21** - Released by MIA ... **9/2/21** - Signed by MIA to practice squad ... **10/2/21** - Activated by MIA from practice squad for Week 4 vs. Indianapolis ... **10/23/21** - Activated by MIA from practice squad for Week 7 vs. Atlanta ... **11/10/21** - Activated by MIA from practice squad for Week 10 vs. Baltimore ... **12/4/21** - Released by MIA from practice squad ... **12/7/21** - Signed by MIA to practice squad ... **12/24/21** - Activated by MIA from practice squad as COVID-19 replacement for Week 16 at New Orleans ... **1/1/22** - Activated by MIA from practice squad as COVID-19 replacement for Week 17 at Tennessee ... **7/27/22** - Signed by PHI ... **8/30/22** - Released by PHI ... **8/31/22** - Signed by PHI to practice squad



BRETT TOTH (PUP)

TACKLE/GUARD | 64

(pronounced TOETH)

Height: 6-6 Weight: 304 DOB: Sept. 1, 1996 (Age 26)

NFL Experience: 4th Year (3rd with Eagles) Draft: UDFA-19 by PHI Acquired: W-Ari-20

College: Army Hometown (HS): Charleston, SC (West Ashley)



CAREER STATISTICS

Year	Team	GP/S	STARTS				OFF SNAPS	
			LT	LG	RG	RT	No	Pct
2019	Arizona	0/0	0	0	0	0	0	0%
2020	Philadelphia	6/1	0	0	0	1	94	8%
2021	Philadelphia	11/0	0	0	0	0	53	5%
2022	Philadelphia	0/0	0	0	0	0	0	0%
Totals		17/1	0	0	0	1	---	---

First job: "Bus boy at a Southern cooking buffet, and it was terrible."... **Bucket list:** Seeing the Northern lights with his wife, who used to live in Alaska... **Desired talent:** Ability to sing or play an instrument...**Favorite movies:** *Gladiator* and *Cinderella Man* ... **Favorite TV show:** *Band of Brothers* ... **If he could be a fly on the wall for a moment in history:** "A presidential inauguration, because you know there's national secrets. Kind of gets you thinking, almost like *National Treasure*." ... **Food that he couldn't live without:** "My favorite, 100 percent, is shrimp and grits, but I couldn't do without sushi. There are just so many different assortments of sushi. Endless possibilities."

BIRDSEED

- ▶ A first lieutenant in the U.S. Army who received a waiver to pursue an NFL career while serving as an active-duty soldier ... In the offseason, works as an instructor at Temple's ROTC program in Philadelphia
- ▶ Earned a degree in nuclear engineering ... Returned to a career in the military after serving as a graduate assistant for the Black Knights in 2018, taking a Basic Officer Leadership Course at Fort Leonard Wood in Missouri ... As an engineer officer, learned about demolition, project management and construction ... Earned a platoon leader role with the 3rd Chemical Brigade doing Basic Combat Training
- ▶ Followed in the footsteps of numerous family members who served their country, including his father, Douglas, who is a Navy veteran ... His wife, Thereasa, was previously stationed in Korea
- ▶ Has supported Legacies Alive through the NFL's *My Cause My Cleats* initiative ... The foundation, which was created by combat veterans, is focused on strengthening and supporting Gold Star families

2022 SEASON - EAGLES



2021 SEASON - EAGLES

- ▶ Appeared in a career-high 11 contests ... Played in 53 offensive snaps at the center (30), RG (14), RT (7) and TE (2) positions

2020 SEASON - EAGLES

- ▶ Saw action in 94 offensive snaps ... Made his first career start at RT during the regular-season finale vs. Was. (1/3/21)

COLLEGE HIGHLIGHTS

- ▶ Played collegiately at Army, where he was a two-year starter at tackle ... Appeared in 31 games (28 starts) ... Started all 26 games (25 at RT) over his final two seasons with the Black Knights
- ▶ Ranked by *Pro Football Focus* as the nation's 5th-best run-blocking tackle in 2017 ... Invited to the Senior Bowl, becoming the first Army player to earn that honor ... Helped the Black Knights to the top rushing offense (4,710 yards) in the country during his senior season

PERSONAL

- ▶ Attended West Ashley (SC) High School, where he was a team captain and received all-state and all-conference recognition as a TE ... Also competed in basketball and track and field ... Spent one year at the U.S. Military Prep Academy in 2013 before enrolling at Army

TRANSACTIONS

- ▶ **2019** - Signed by PHI as UDFA ... **8/31/19** - Waived by PHI ... **9/1/19** - Claimed off waivers by ARI ... **10/19/19** - Placed on Reserve/Non-Football Injury ... **9/4/20** - Waived/injured by ARI ... **10/7/20** - Claimed off waivers by PHI ... **11/2/21** - Released by PHI ... **11/4/21** - Signed by PHI to practice squad ... **11/30/21** - Signed by PHI from practice squad to active roster ... **1/10/22** - Placed on Reserve/Injured ... **7/27/22** - Placed on Active/Physically Unable to Perform ... **8/23/22** - Placed on Reserve/Physically Unable to Perform





MARLON TUIPULOTU (IR)
DEFENSIVE TACKLE | 95

(pronounced TOO-ee-poo-LOE-too)

Height: 6-2 Weight: 307 DOB: May 31, 1999 (Age 23)
NFL Experience: 2nd Year (2nd with Eagles) Draft: D6a-21 (189th overall) by PHI
College: USC Hometown (HS): Independence, OR (Central)



CAREER STATISTICS																		
			TACKLES				PASS RUSH			INTERCEPTIONS					FUMBLES		DEF SNAPS	
Year	Team	GP/S	Total	Solo	Asst	TFL	Sacks	QBH	QBP	Int	Yds	Lg	TD	PD	FF	FR	No	Pct
2021	Philadelphia	5/0	5	1	4	0	0.0	0	1	0	0	--	0	0	0	0	55	5%
2022	Philadelphia	9/1	16	8	8	1	1.0	2	3	0	0	--	0	0	0	1	232	24%
Totals		14/1	21	9	12	1	1.0	2	4	0	0	--	0	0	0	1	---	---

CAREER HIGHS		
Tackles	5	11/14/22 vs. Was.
Sacks	1.0	10/30/22 vs. Pit.
INTs	--	---
PDs	--	---
FFs	--	---
FRs	1	11/14/22 vs. Was.

Nicknames: Mar and Loni ... **Hobbies:** Playing basketball and video games (*Call of Duty* and *Madden*) ... **First job:** Worked at his father's landscaping business ... **Bucket list:** Visit the island of Tonga, play paintball and go skydiving ... **Desired talent:** Wishes he was better at instruments ... **Family tradition:** The family gets together for any big event (graduation or 21st birthday) and have a big feast ... **Biggest influences:** His parents ... **Favorite meal:** Mac and cheese ... **Favorite athletes growing up:** Kobe Bryant ... **Favorite sports moments:** Making the PAC 12 championship as a senior at USC



BIRDSEED

- ▶ His younger brother, Tuli (DE), and cousin, **Talanoa Hufanga** (S), were teammates of his at USC ... Hufanga was selected by San Francisco in the 5th round (180th overall) of the 2021 NFL Draft ... His cousin, **Fili Moala** (DE), played with the Indianapolis Colts from 2009-14

2022 SEASON - EAGLES

- ▶ Set a career-high with 5 tackles and 1 FR against Was. (11/14/22)
- ▶ Recorded 1st career sack on Steelers QB **Kenny Pickett** in a 35-13 win over Pit. (10/30/22)

2021 SEASON - EAGLES

- ▶ Totaled 5 tackles and 1 pressure in 55 defensive snaps as a rookie

COLLEGE HIGHLIGHTS

- ▶ Registered 104 tackles (49 solo), 15 TFLs, 8.5 sacks, 3 PDs and 2 FFs in 33 career games (29 starts) at USC (2017-20)
- ▶ Started all six contests in a shortened 2020 season and produced 23 tackles (12 solo), 3.5 TFLs, 2.0 sacks and 1 FF ... Earned first-team All-Pac 12 honors from the *Associated Press*
- ▶ As a sophomore in 2019, started 12 games and posted career highs in tackles (46) and TFLs (6) ... Also logged 3 PDs, 2.0 sacks and 1 FF
- ▶ Recorded a career-high 4.5 sacks during his redshirt freshman season in 2018 ... Added 33 tackles (13 solo) and 5.5 TFLs

PERSONAL

- ▶ Attended Central (OR) High School, where he was a 2016 *Prep Star* All-American, *USA Today* All-Oregon Defensive Player of the Year and All-State Class 5A Defensive Player of the Year ... Did not start playing football until his freshman year of high school
- ▶ Also competed in wrestling and was the top wrestler in Oregon, capturing the state championship in the 285-pound division
- ▶ Majored in political science while attending USC

TRANSACTIONS

- ▶ **2021** - Drafted by PHI in 6th round (189th overall) ... **1/15/22** - Placed on Reserve/COVID-19 ... **11/16/22** - Placed on Reserve/Injured



2022 GAME-BY-GAME STATISTICS (PHI)												
Date	Opp		GP/S	Tot	Solo	Sk	Int	PD	FF	FR	Snaps	Pct
Sep 11	at Det	W	1/0	1	0	0.0	0	0	0	0	29	42%
Sep 19	Min	W	1/0	1	0	0.0	0	0	0	0	18	30%
Sep 25	at Was	W	1/0	2	2	0.0	0	0	0	0	34	44%
Oct 2	Jax	W	1/0	1	0	0.0	0	0	0	0	12	26%
Oct 9	at Ari	W	1/0	2	1	0.0	0	0	0	0	22	32%
Oct 16	Dal	W	1/0	1	1	0.0	0	0	0	0	18	27%
Oct 30	Pit	W	1/0	2	2	1.0	0	0	0	0	36	47%
Nov 3	at Hou	W	1/0	1	0	0.0	0	0	0	0	26	43%
Nov 14	Was	L	1/1	5	2	0.0	0	0	0	1	37	45%
Nov 20	at Ind	W	0/0	RESERVE/INJURED								
Nov 27	GB	W	0/0	RESERVE/INJURED								
Dec 4	Ten	W	0/0	RESERVE/INJURED								
Dec 11	at NYG	W	0/0	RESERVE/INJURED								
Dec 18	at Chi	W	0/0	RESERVE/INJURED								
Dec 24	at Dal	L	0/0	RESERVE/INJURED								
Jan 1	NO											
Jan 8	NYG											
Totals			9/1	16	8	1.0	0	0	0	1	232	24%

2021 GAME-BY-GAME STATISTICS (PHI)												
Date	Opp		GP/S	Tot	Solo	Sk	Int	PD	FF	FR	Snaps	Pct
Sep 12	at Atl	W	1/0	0	0	0.0	0	0	0	0	6	8%
Sep 19	SF	L	0/0	INACTIVE								
Sep 27	at Dal	L	1/0	0	0	0.0	0	0	0	0	7	9%
Oct 3	KC	L	0/0	INACTIVE								
Oct 10	at Car	W	0/0	INACTIVE								
Oct 14	TB	L	0/0	INACTIVE								
Oct 24	at LV	L	0/0	INACTIVE								
Oct 31	at Det	W	1/0	2	1	0.0	0	0	0	0	13	21%
Nov 7	LAC	L	1/0	1	0	0.0	0	0	0	0	3	4%
Nov 14	at Den	W	0/0	INACTIVE								
Nov 21	NO	W	0/0	INACTIVE								
Nov 28	at NYG	L	0/0	INACTIVE								
Dec 5	at NYJ	W	0/0	INACTIVE								
Dec 21	Was	W	0/0	INACTIVE								
Dec 26	NYG	W	0/0	INACTIVE								
Jan 2	at Was	W	0/0	INACTIVE								
Jan 8	Dal	L	1/0	2	0	0.0	0	0	0	0	26	42%
Totals			5/0	5	1	0.0	0	0	0	0	55	5%
PLAYOFFS												
Jan 16	at TB	L	0/0	RESERVE/COVID-19								
Totals			0/0	0	0	0.0	0	0	0	0	0	0%



K'VON WALLACE

SAFETY | 42

(pronounced KAY-von)

Height: 5-11 **Weight:** 205 **DOB:** July 25, 1997 (Age 25)
NFL Experience: 3rd Year (3rd with Eagles) **Draft:** D4a-20 (127th overall) by PHI
College: Clemson **Hometown (HS):** Highland Springs, VA (Highland Springs)



CAREER STATISTICS																		
			TACKLES				PASS RUSH			INTERCEPTIONS					FUMBLES		DEF SNAPS	
Year	Team	GP/S	Total	Solo	Asst	TFL	Sacks	QBH	QBP	Int	Yds	Lg	TD	PD	FF	FR	No	Pct
2020	Philadelphia	15/3	16	13	3	0	0.0	0	1	0	0	--	0	0	0	1	202	18%
2021	Philadelphia	13/3	14	11	3	0	0.0	0	0	0	0	--	0	0	0	0	184	16%
2022	Philadelphia	15/1	22	18	4	1	0.0	0	0	0	0	--	0	1	0	0	157	16%
Totals		43/7	52	42	10	1	0.0	0	1	0	0	--	0	1	0	1	---	---
PLAYOFFS																		
2021	Philadelphia	1/0	0	0	0	0	0.0	0	0	0	0	--	0	0	0	0	0	0%
Totals		1/0	0	0	0	0	0.0	0	0	0	0	--	0	0	0	0	---	---
ADDITIONAL STATISTICS																		
Special Teams Tackles: 10 - 2020 (5), 2021 (1), 2022 (4) Blocked FGs: 1 - 2021 (1)																		

CAREER HIGHS		
Tackles	8	2x, last: 12/18/22 at Chi.
Sacks	--	---
INTs	--	---
PDs	1	11/27/22 vs. GB
FFs	--	---
FRs	1	9/20/20 vs. LAR

Hobbies: Fishing, playing video games, sightseeing ... **Bucket list:** Travel to Jerusalem ... **Desired talent:** Singing ... **Guilty pleasure:** "I'm a desert guy. Ice cream is my favorite and milkshakes are right behind it." ... **Pregame ritual:** FaceTimes his family ... **Career if he wasn't playing football:** "Engineer. When I was in high school, I was in a tech program where I was basically an electrician. I wired outlets, AC units, and ceiling fans." ... **Favorite TV shows:** Ed, Edd n Eddy and Samurai Jack ... **Favorite movie:** Friday ... **Favorite athlete growing up:** Kobe Bryant



BIRDSEED

- Credits his work ethic to his mother, Roxanne Barnes, who juggled two jobs and attended classes to earn her associate's degree while raising K'Von and his two sisters in their government-housing community ... The family struggled financially and would stock up on candles and heat buckets of water in the oven when bills were past due ... During the 2022 offseason, K'Von purchased his mother a new home
- Did not meet his biological father, Kevin Wallace, until he visited him in prison at age 6 ... Considers his high school coach, Loren Johnson, whom he calls "Pops," the father figure in his life
- His college roommate was Brian Dawkins Jr., the son of Eagles legend **Brian Dawkins**, who also played safety at Clemson

2022 SEASON - EAGLES

►

2021 SEASON - EAGLES

- Registered 14 tackles (11 solo) on defense as well as 1 special teams tackle over 377 combined snaps (184 defense, 193 special teams)
- Led the Eagles with a career-high 8 tackles vs. Dal. (1/8/22)
- Blocked a 22-yard FG attempt by Broncos K **Brandon McManus** on the opening drive of the second half in the 30-13 win at Den. (11/14/21) ... Marked the shortest FG attempt blocked by the Eagles since 10/6/74 at San Diego (also 22 yards by Chargers K **Dennis Partee**)

2020 SEASON - EAGLES

- Saw action in 421 total snaps (202 defense, 219 special teams) ... Produced 16 tackles (13 solo) and 1 FR with 5 special teams tackles
- Recovered a fumble forced by **T.J. Edwards** against Rams WR **Cooper Kupp** at the end of the second quarter vs. LAR (9/20/20) ... The take-away set the Eagles up at the LAR 11 and resulted in a TD drive

2022 Game-by-Game Statistics (PHI)												
Date	Opp		GP/S	Tot	Solo	Sk	Int	PD	FF	FR	Snap	Pct
Sep 11	at Det	W	1/0	0	0	0.0	0	0	0	0	2	3%
Sep 19	Min	W	1/0	0	0	0.0	0	0	0	0	5	8%
Sep 25	at Was	W	1/0	0	0	0.0	0	0	0	0	3	4%
Oct 2	Jax	W	1/0	0	0	0.0	0	0	0	0	2	4%
Oct 9	at Ari	W	1/0	0	0	0.0	0	0	0	0	3	4%
Oct 16	Dal	W	1/0	4	2	0.0	0	0	0	0	18	27%
Oct 30	Pit	W	1/0	0	0	0.0	0	0	0	0	1	1%
Nov 3	at Hou	W	1/0	3	2	0.0	0	0	0	0	12	20%
Nov 14	Was	L	1/0	1	1	0.0	0	0	0	0	6	7%
Nov 20	at Ind	W	1/0	0	0	0.0	0	0	0	0	0	0%
Nov 27	GB	W	1/0	0	0	0.0	0	1	0	0	3	6%
Dec 4	Ten	W	1/0	1	1	0.0	0	0	0	0	10	18%
Dec 11	at NYG	W	1/0	5	5	0.0	0	0	0	0	46	72%
Dec 18	at Chi	W	1/1	8	7	0.0	0	0	0	0	41	69%
Dec 24	at Dal	L	1/0	0	0	0.0	0	0	0	0	5	7%
Jan 1	NO											
Jan 8	NYG											
Totals			15/1	22	18	0.0	0	1	0	0	157	16%



COLLEGE HIGHLIGHTS

- ▶ Played collegiately at Clemson, where he was a key contributor on two CFP National Championship teams ... A two-time All-ACC selection and team captain ... Recorded 178 tackles, 21 PDs, 5 INTs, 2.0 sacks and 2 FFs in 59 career games (36 starts) with the Tigers ... Finished tied for the most games played (59) in program history

PERSONAL

- ▶ Prepped at Highland Springs (VA) High School, where he led the team to a 14-1 record and state championship as an all-state selection at WR and DB ... Also a member of the track and field team
- ▶ Graduated from Clemson with a degree in communications and was a three-time ACC Honor Roll selection ... Completed internships with the National Football League and Cisco

TRANSACTIONS

- ▶ **2020** - Drafted by PHI in 4th round (127th overall) ... **9/28/21** - Placed on Reserve/Injured ... **10/30/21** - Activated from Reserve/Injured

2021 GAME-BY-GAME STATISTICS (PHI)												
Date	Opp		GP/S	Tot	Solo	Sk	Int	PD	FF	FR	Snaps	Pct
Sep 12	at Atl	W	1/0	2	0	0.0	0	0	0	0	64	89%
Sep 19	SF	L	1/1	3	3	0.0	0	0	0	0	40	57%
Sep 27	at Dal	L	1/1	1	0	0.0	0	0	0	0	11	14%
Oct 3	KC	L	0/0	RESERVE/INJURED								
Oct 10	at Car	W	0/0	RESERVE/INJURED								
Oct 14	TB	L	0/0	RESERVE/INJURED								
Oct 24	at LV	L	0/0	RESERVE/INJURED								
Oct 31	at Det	W	1/0	0	0	0.0	0	0	0	0	16	26%
Nov 7	LAC	L	1/0	0	0	0.0	0	0	0	0	0	0%
Nov 14	at Den	W	1/0	0	0	0.0	0	0	0	0	0	0%
Nov 21	NO	W	1/0	0	0	0.0	0	0	0	0	0	0%
Nov 28	at NYG	L	1/0	0	0	0.0	0	0	0	0	0	0%
Dec 5	at NYJ	W	1/0	0	0	0.0	0	0	0	0	0	0%
Dec 21	Was	W	1/0	0	0	0.0	0	0	0	0	0	0%
Dec 26	NYG	W	1/0	0	0	0.0	0	0	0	0	0	0%
Jan 2	at Was	W	1/0	0	0	0.0	0	0	0	0	0	0%
Jan 8	Dal	L	1/1	8	8	0.0	0	0	0	0	53	85%
Totals			13/3	14	11	0.0	0	0	0	0	184	16%
PLAYOFFS												
Jan 16	at TB	L	1/0	0	0	0.0	0	0	0	0	0	0%
Totals			1/0	0	0	0.0	0	0	0	0	0	0%

2020 GAME-BY-GAME STATISTICS (PHI)												
Date	Opp		GP/S	Tot	Solo	Sk	Int	PD	FF	FR	Snaps	Pct
Sep 13	at Was	L	1/0	0	0	0.0	0	0	0	0	6	9%
Sep 20	LAR	L	1/0	0	0	0.0	0	0	0	1	0	0%
Sep 27	Cin	T	1/0	0	0	0.0	0	0	0	0	1	1%
Oct 4	at SF	W	1/1	2	2	0.0	0	0	0	0	27	37%
Oct 11	at Pit	L	1/0	3	2	0.0	0	0	0	0	13	17%
Oct 18	Bal	L	1/0	0	0	0.0	0	0	0	0	0	0%
Oct 22	NYG	W	0/0	INACTIVE								
Nov 1	Dal	W	1/0	0	0	0.0	0	0	0	0	0	0%
Nov 15	at NYG	L	1/0	0	0	0.0	0	0	0	0	1	1%
Nov 22	at Cle	L	1/0	0	0	0.0	0	0	0	0	5	7%
Nov 30	Sea	L	1/0	0	0	0.0	0	0	0	0	0	0%
Dec 6	at GB	L	1/0	1	1	0.0	0	0	0	0	16	26%
Dec 13	NO	W	1/0	0	0	0.0	0	0	0	0	28	44%
Dec 20	at Ari	L	1/1	1	1	0.0	0	0	0	0	23	34%
Dec 27	at Dal	L	1/0	3	2	0.0	0	0	0	0	19	27%
Jan 3	Was	L	1/1	6	5	0.0	0	0	0	0	63	100%
Totals			15/3	16	13	0.0	0	0	0	1	202	18%

BLOCKED KICKS (1)		
Date	Opponent	Type
11/14/21	at Denver Broncos (W, 30-13)	FG



GREG WARD (PS)

WIDE RECEIVER | 84

Height: 5-11 Weight: 190 DOB: July 12, 1995 (Age 27)

NFL Experience: 4th Year (4th with Eagles) Draft: UDFA-17 by PHI Acquired: FA-19

College: Houston Hometown (HS): Tyler, TX (John Tyler)



SUPER BOWL CHAMPION: 2017 (LII) (PS)

CAREER STATISTICS

Year	Team	GP/S	RECEIVING					OFF SNAPS	
			Rec	Yds	Avg	Lg	TD	No	Pct
2019	Philadelphia	7/3	28	254	9.1	38	1	310	26%
2020	Philadelphia	16/10	53	419	7.9	32t	6	791	70%
2021	Philadelphia	17/0	7	95	13.6	27	3	245	22%
2022	Philadelphia	0/0	0	0	---	---	0	0	0
Totals		40/13	88	768	8.7	38	10	---	---

PLAYOFFS

2019	Philadelphia	1/1	3	24	8.0	16	0	50	72%
2021	Philadelphia	1/1	0	0	---	---	0	6	9%
Totals		2/2	3	24	8.0	16	0	---	---

ADDITIONAL STATISTICS

Fumbles/Lost: 2/0 - 2020 (2/0) Special Teams Tackles: 1 - 2019 (1)

Passing: 2-17 - 2020 (1-15), 2021 (1-2) Rushing: 3-1 - 2019 (1-5), 2020 (2-(-4))

Punt Returns: 30-170 - 2019 (7-24), 2020 (21-134), 2021 (2-12)

Kickoff Returns: 1-3 - 2021 (1-3)

CAREER HIGHS

Receptions	8	9/27/20 vs. Cin.
Receiving Yards	72	9/27/20 vs. Cin.
Receiving Long	38	12/22/19 vs. Dal.
Receiving TDs	2	12/20/20 at Ari.

First job: Worked in a car shop ... **Favorite movie:** Rush Hour 2 ... **Favorite TV shows:** Martin and The Fresh Prince of Bel-Air ... **Favorite music:** Drake and Lil Wayne ... **Favorite meal:** "I'm from down south, so I like fried chicken and cornbread and greens."



BIRDSEED

- ▶ Transitioned from QB to WR coming out of college, knowing that he would have to make the change in order to play in the NFL ... Trained with former NFL WR **Patrick Crayton**, who also made the switch from QB to WR out of college, to help him with the move

2022 SEASON - EAGLES



2021 SEASON - EAGLES

- ▶ Posted 95 yards and 3 TDs on 7 catches (13.6 avg.) in 245 snaps
- ▶ Sealed the 27-17 win vs. Was. (12/21/21) with a 19-yard TD catch in the fourth quarter
- ▶ Caught 1 pass for a 15-yard TD in the fourth quarter vs. KC (10/3/21)
- ▶ Hauled in a 15-yard TD in the fourth quarter at Dal. (9/27/21)

2020 SEASON - EAGLES

- ▶ Registered career highs in receptions (53), receiving yards (419) and receiving TDs (6) ... Led the team in both receptions and receiving TDs ... Also returned 21 punts for 134 yards
- ▶ Posted a career-high 2 receiving TDs at Ari. (12/20/20) ... Became the first undrafted Eagles WR to record multiple receiving TDs in a single game since **Greg Lewis** on 10/2/06 vs. Green Bay
- ▶ Caught a 32-yard TD thrown by **Jalen Hurts** to erase a fourth-and-18 during the fourth quarter at GB (12/6/20)
- ▶ Led the offense with career highs in receptions (8) and yards (72) and produced a 29-yard TD vs. Cin. (9/27/20)

2019 SEASON - EAGLES

- ▶ Totaled 28 receptions for 254 yards and 1 TD ... Promoted from the practice squad to the active roster in Week 12 and led all Eagles WRs in receptions and yards over the last 6 games of the regular season ... Also added 18 receiving first downs
- ▶ With 0:26 remaining in regulation, hauled in the game-winning, 4-yard TD pass from **Carson Wentz** in the 37-27 win at Was. (12/15/19) ... Finished with 7 receptions for 61 yards ... Became the first Eagle to record a game-winning score in the fourth quarter/OT as their first career TD since **Freddie Solomon** caught a 2-yard TD pass from **Ty Detmer** with 1:56 remaining on 9/7/97 vs. Green Bay (W, 10-9)

AAF HIGHLIGHTS

- ▶ Posted 22 receptions for 214 yards and added 1 punt return TD with the AAF's San Antonio Commanders in 2019

COLLEGE HIGHLIGHTS

- ▶ Produced the most rushing yards (2,375) by a QB in Houston history and tied for the most rushing TDs (39) ... Also finished 3rd in school history in total yards (11,080), 4th in passing yards (8,705) and 5th in passing TDs (52)
- ▶ From 2015-16, only two NCAA FBS QBs totaled 6,000+ passing yards and 1,500+ rushing yards: Ward and **Deshaun Watson**

2022 GAME-BY-GAME STATISTICS (PHI)										
Date	Opp		GP/S	Rec	Yds	Avg	Lg	TD	Snaps	Pct
Sep. 11	at Det	W	---	RESERVE/INJURED						
Sep. 19	Min	W	---	RESERVE/INJURED						
Sep. 25	at Was	W	---	RESERVE/INJURED						
Oct. 2	Jax	W	---	RESERVE/INJURED						
Oct. 9	at Ari	W	---	RESERVE/INJURED						
Oct. 16	Dal	W	---	RESERVE/INJURED						
Oct. 30	Pit	W	---	EAGLES PRACTICE SQUAD						
Nov. 3	at Hou	W	---	EAGLES PRACTICE SQUAD						
Nov. 14	Was	L	---	EAGLES PRACTICE SQUAD						
Nov. 20	at Ind	W	---	EAGLES PRACTICE SQUAD						
Nov. 27	GB	W	---	EAGLES PRACTICE SQUAD						
Dec. 4	Ten	W	---	EAGLES PRACTICE SQUAD						
Dec. 11	at NYG	W	---	EAGLES PRACTICE SQUAD						
Dec. 18	at Chi	W	---	EAGLES PRACTICE SQUAD						
Dec. 24	at Dal	L	---	EAGLES PRACTICE SQUAD						
Jan. 1	NO									
Jan. 8	NYG									
Totals			0/0	0	0	---	--	0	0	0%

2020 GAME-BY-GAME STATISTICS (PHI)										
Date	Opp		GP/S	Rec	Yds	Avg	Lg	TD	Snaps	Pct
Sep 13	at Was	L	1/0	5	31	6.2	11	0	30	44%
Sep 20	LAR	L	1/1	1	5	5.0	5	0	13	18%
Sep 27	Cin	T	1/1	8	72	9.0	29t	1	76	84%
Oct 4	at SF	W	1/0	4	38	9.5	20	0	48	77%
Oct 11	at Pit	L	1/1	4	26	6.5	11	1	41	69%
Oct 18	Bal	L	1/1	2	19	9.5	13	0	58	81%
Oct 22	NYG	W	1/1	5	42	8.4	14	1	77	95%
Nov 1	Dal	W	1/1	3	10	3.3	6	0	59	94%
Nov 15	at NYG	L	1/1	5	39	7.8	16	0	42	63%
Nov 22	at Cle	L	1/0	3	9	3.0	4	0	46	68%
Nov 30	Sea	L	1/0	1	3	3.0	3	0	48	68%
Dec 6	at GB	L	1/0	3	57	19.0	32t	1	44	71%
Dec 13	NO	W	1/1	2	20	10.0	14	0	51	74%
Dec 20	at Ari	L	1/1	4	15	3.8	12	2	44	53%
Dec 27	at Dal	L	1/0	2	27	13.5	17	0	66	90%
Jan 3	Was	L	1/1	1	6	6.0	6	0	48	71%
Totals			16/10	53	419	7.9	32t	6	791	70%

- ▶ Threw for 3,557 yards, 22 TDs and a 141.7 efficiency rating en route to second-team All-AAC honors as a senior in 2016
- ▶ Earned second-team All-AAC accolades as a junior in 2015 ... Became the first Houston QB to post 1,000+ rushing yards (1,108) in a season ... Ranked 5th nationally with 21 rushing TDs, which are the most in school single-season history

PERSONAL

- ▶ Majored in kinesiology at Houston
- ▶ Attended John Tyler (TX) High School ... As a senior, led Texas' Class 4A with 4,202 passing yards and 39 TDs against 5 INTs, while also adding 861 rushing yards and 13 TDs on 170 carries ... During his junior year, posted 3,596 passing yards and 32 TDs against 5 INTs and rushed 2017 times for 1,212 yards and 18 TDs

2021 GAME-BY-GAME STATISTICS (PHI)										
Date	Opp		GP/S	Rec	Yds	Avg	Lg	TD	Snaps	Pct
Sep 12	at Atl	W	1/0	0	0	---	--	0	16	23%
Sep 19	SF	L	1/0	0	0	---	--	0	21	36%
Sep 27	at Dal	L	1/0	1	15	15.0	15t	1	16	28%
Oct 3	KC	L	1/0	1	15	15.0	15t	1	22	30%
Oct 10	at Car	W	1/0	0	0	---	--	0	11	16%
Oct 14	TB	L	1/0	0	0	---	--	0	7	13%
Oct 24	at LV	L	1/0	0	0	---	--	0	17	25%
Oct 31	at Det	W	1/0	0	0	---	--	0	32	49%
Nov 7	LAC	L	1/0	0	0	---	--	0	1	2%
Nov 14	at Den	W	1/0	0	0	---	--	0	6	9%
Nov 21	NO	W	1/0	0	0	---	--	0	3	4%
Nov 28	at NYG	L	1/0	0	0	---	--	0	7	10%
Dec 5	at NYJ	W	1/0	0	0	---	--	0	0	0%
Dec 21	Was	W	1/0	2	28	14.0	19t	1	22	31%
Dec 26	NYG	W	1/0	0	0	---	--	0	8	13%
Jan 2	at Was	W	1/0	2	35	17.5	27	0	13	21%
Jan 8	Dal	L	1/0	1	2	2.0	2	0	43	58%
Totals			17/0	7	95	13.6	27	3	245	22%
PLAYOFFS										
Jan 16	at TB	L	1/1	0	0	---	--	0	6	9%
Totals			1/1	0	0	---	--	0	6	9%



MULTI-TOUCHDOWN GAMES (1)		
Date	Opponent	TD
12/20/20	at Arizona Cardinals (L, 26-33)	2

TRANSACTIONS

- ▶ 2017 - Signed by PHI as UDFA ... 9/2/17 - Waived by PHI ... 9/3/17 - Signed by PHI to practice squad ... 9/12/17 - Released by PHI from practice squad ... 9/18/17 - Signed by PHI to practice squad ... 2/7/18 - Signed by PHI to reserve/future contract ... 9/1/18 - Waived by PHI ... 9/2/18 - Signed by PHI to practice squad ... 9/7/18 - Released by PHI from practice squad ... 4/9/19 - Signed by PHI ... 8/31/19 - Waived by PHI ... 9/1/19 - Signed by PHI to practice squad ... 9/21/19 - Signed by PHI to active roster from practice squad ... 9/24/19 - Waived by PHI ... 9/26/19 - Signed by PHI to practice squad ... 11/23/19 - Signed by PHI to active roster from practice squad ... 3/29/21 - Signed by PHI to exclusive rights tender ... 3/15/22 - Agreed to terms with PHI on 1-year contract ... 8/30/22 - Placed on Reserve/Injured ... 10/24/22 - Signed by PHI to practice squad



2019 GAME-BY-GAME STATISTICS (PHI)										
Date	Opp		GP/S	Rec	Yds	Avg	Lg	TD	Snap	Pct
Sep 8	Was	W	---	EAGLES PRACTICE SQUAD						
Sep 15	at Atl	L	---	EAGLES PRACTICE SQUAD						
Sep 22	Det	L	1/0	0	0	---	--	0	2	3%
Sep 26	at GB	W	---	EAGLES PRACTICE SQUAD						
Oct 6	NYJ	W	---	EAGLES PRACTICE SQUAD						
Oct 13	at Min	L	---	EAGLES PRACTICE SQUAD						
Oct 20	at Dal	L	---	EAGLES PRACTICE SQUAD						
Oct 27	at Buf	W	---	EAGLES PRACTICE SQUAD						
Nov 3	Chi	W	---	EAGLES PRACTICE SQUAD						
Nov 17	NE	L	---	EAGLES PRACTICE SQUAD						
Nov 24	Sea	L	1/0	6	40	6.7	9	0	37	49%
Dec 1	at Mia	L	1/0	1	5	5.0	5	0	29	41%
Dec 9	NYG	W	1/0	4	34	8.5	13	0	77	87%
Dec 15	at Was	W	1/1	7	61	8.7	13	1	58	75%
Dec 22	Dal	W	1/1	4	71	17.8	38	0	51	71%
Dec 29	at NYG	W	1/1	6	43	7.2	15	0	56	76%
Totals			7/3	28	254	9.1	38	1	310	26%
PLAYOFFS										
Jan 5	Sea	L	1/1	3	24	8.0	16	0	50	72%
Totals			1/1	3	24	8.0	16	0	50	72%





QUEZ WATKINS

WIDE RECEIVER | 16

Height: 6-0 **Weight:** 193 **DOB:** June 9, 1998 (Age 24)

NFL Experience: 3rd Year (3rd with Eagles) **Draft:** D6b-20 (200th overall) by PHI

College: Southern Mississippi **Hometown (HS):** Athens, AL (Athens)



CAREER STATISTICS

Year	Team	GP/S	RECEIVING					OFF SNAPS	
			Rec	Yds	Avg	Lg	TD	No	Pct
2020	Philadelphia	6/0	7	106	15.1	43	1	119	11%
2021	Philadelphia	17/12	43	647	15.0	91	1	771	69%
2022	Philadelphia	15/8	31	340	11.0	53t	3	622	59%
Totals		38/20	81	1,093	13.5	91	5	---	---

PLAYOFFS

2021	Philadelphia	1/0	2	35	17.5	35	0	58	88%
Totals		1/0	2	35	17.5	35	0	---	---

ADDITIONAL STATISTICS

Rushing: 4-4 - 2021 (1-3), 2022 (3-1) **Kickoff Returns:** 13-189 - 2021 (8-138), 2022 (5-51)

Fumbles/Lost: 1/1 - 2022 (1/1)

CAREER HIGHS

Receptions	5	2x, last: 12/4/22 vs. Ten.
Receiving Yards	117	9/19/21 vs. SF
Receiving Long	91	9/19/21 vs. SF
Receiving TDs	1	4x, last: 11/20/22 at Ind.

Hobbies: Playing basketball or PlayStation ... **Bucket list:** Travel to different places ... **Desired talent:** Art ... **Surprisingly good at:** Golf ... **Players he models his game after:** Calvin Ridley, Stefon Diggs and Davante Adams ... **Favorite athlete:** Michael Jordan



BIRDSEED

- Organizes the Quez Watkins Football Camp in Athens, AL, with the assistance of his parents during the offseason ... The free football clinic for children ages 6 to 18 years old aims to encourage and motivate the next generation of athletes in his hometown

2022 SEASON - EAGLES

- Finished with 3 catches for 35 yards and 1 TD in the 40-33 win vs. GB (11/27/22) ... Reached the end zone just before halftime on a 30-yard TD pass to put the Eagles up 27-20
- Recorded 2 catches for 31 yards and 1 TD in the 17-16 win at Ind. (11/20/22) ... Scored his 2nd TD of the season on a 22-yard TD pass that cut the deficit to 10-13
- Hauled in a 53-yard TD pass from **Jalen Hurts** in the 24-7 win vs. Min. (9/19/22) ... Marked the longest TD reception of his career

2021 SEASON - EAGLES

- Registered career highs in receptions (43), yards (647) and yards per catch (15.0), while adding 1 TD ... His team-leading 15.0 receiving average also ranked 8th among NFL WRs (min. 40 receptions)
- Led the Eagles' offense with 84 yards and 1 TD on a career-high 5 receptions in the regular-season finale vs. Dal. (1/8/22)
- Produced a career-high 117 yards vs. SF (9/19/21) ... Hauled in a career-long, 91-yard pass from **Jalen Hurts** in the second quarter, which tied for the 5th-longest passing play in team history (longest since a 91-yard TD pass from **Michael Vick** to **DeSean Jackson** on 12/12/10 at Dallas) ... Also marked the Eagles' longest play from scrimmage in a home game since the NFL-record-tying 99-yard TD pass from **Ron Jaworski** to **Mike Quick** on 11/10/85 vs. Atlanta

2020 SEASON - EAGLES

- Totaled 7 receptions for 106 yards (15.1 avg.) and 1 TD
- Caught a 32-yard pass from **Jalen Hurts** for his 1st career TD at Ari. (12/20/20) ... Marked the Eagles' youngest QB-WR duo to connect on a TD in 81 years, when **Davey O'Brien** (22) completed a 22-yard TD to **Chuck Newton** (22) on 11/12/39 vs. Green Bay

COLLEGE HIGHLIGHTS

- Played at Southern Mississippi, where he posted 2,404 yards and 17 TDs on 159 receptions (2nd-most in school history) in 35 games ... A two-time first-team All-Conference USA selection (2018-19)
- Recorded the most receiving yards (1,178) and 2nd-highest receiving average (18.5) in the conference as a senior in 2019 ... Led the team in catches (72), yards (889) and TDs (9) as a junior in 2018

PERSONAL

- Attended Athens (AL) High School, where he was a Class 6A All-State selection and two-time All-Limestone County honoree ... As a senior, caught 44 passes for 847 yards and 12 TDs ... Also recorded 34 receptions for 541 yards and 5 TDs during his junior season

2022 GAME-BY-GAME STATISTICS (PHI)										
Date	Opp		GP/S	Rec	Yds	Avg	Lg	TD	Snaps	Pct
Sep. 11	at Det	W	1/0	0	0	---	--	0	41	53%
Sep. 19	Min	W	1/1	2	69	34.5	53t	1	43	59%
Sep. 25	at Was	W	1/1	0	0	---	--	0	33	47%
Oct. 2	Jax	W	1/0	0	0	---	--	0	49	60%
Oct. 9	at Ari	W	1/0	3	19	6.3	7	0	43	59%
Oct. 16	Dal	W	1/0	1	0	0.0	0	0	42	59%
Oct. 30	Pit	W	1/1	0	0	---	--	0	37	65%
Nov. 3	at Hou	W	1/0	2	25	12.5	23	0	35	54%
Nov. 14	Was	L	1/0	4	80	20.0	50	0	29	58%
Nov. 20	at Ind	W	1/1	2	31	15.5	22t	1	36	53%
Nov. 27	GB	W	1/1	3	35	11.7	30t	1	66	82%
Dec. 4	Ten	W	1/1	5	37	7.4	16	0	37	51%
Dec. 11	at NYG	W	1/0	4	19	4.8	9	0	32	47%
Dec. 18	at Chi	W	1/1	4	6	1.5	3	0	48	66%
Dec. 24	at Dal	L	1/1	1	19	19.0	19	0	51	72%
Jan. 1	NO									
Jan. 8	NYG									
Totals			15/8	31	340	11.0	53t	3	622	59%



TRANSACTIONS

- 2020 - Drafted by PHI in 6th round (200th overall) ... 9/6/20 - Placed on Reserve/Injured ... 10/10/20 - Activated from Reserve/Injured ... 12/13/21 - Placed on Reserve/COVID-19 ... 12/19/21 - Activated from Reserve/COVID-19

2021 GAME-BY-GAME STATISTICS (PHI)										
Date	Opp		GP/S	Rec	Yds	Avg	Lg	TD	Snaps	Pct
Sep 12	at Atl	W	1/1	3	23	7.7	11	0	34	48%
Sep 19	SF	L	1/0	2	117	58.5	91	0	29	50%
Sep 27	at Dal	L	1/1	2	46	23.0	41	0	38	66%
Oct 3	KC	L	1/1	3	33	11.0	18	0	43	58%
Oct 10	at Car	W	1/1	3	48	16.0	53	0	55	82%
Oct 14	TB	L	1/1	3	44	14.7	24	0	40	77%
Oct 24	at LV	L	1/1	2	37	18.5	27	0	50	72%
Oct 31	at Det	W	1/1	2	18	9.0	16	0	58	89%
Nov 7	LAC	L	1/1	2	9	4.5	7	0	55	96%
Nov 14	at Den	W	1/1	4	33	8.33	18	0	57	89%
Nov 21	NO	W	1/1	0	0	---	--	0	64	82%
Nov 28	at NYG	L	1/0	2	23	11.5	19	0	55	82%
Dec 5	at NYJ	W	1/0	3	60	20.0	28	0	55	77%
Dec 21	Was	W	1/0	2	14	7.0	7	0	25	35%
Dec 26	NYG	W	1/1	3	43	14.3	39	0	51	81%
Jan 2	at Was	W	1/0	2	15	7.5	10	0	31	51%
Jan 8	Dal	L	1/1	5	84	16.8	36t	1	31	42%
Totals			17/12	43	647	15.0	91	1	771	69%
PLAYOFFS										
Jan 16	at TB	L	1/0	2	35	17.5	35	0	58	88%
Totals			1/0	2	35	17.5	35	0	58	88%

2020 GAME-BY-GAME STATISTICS (PHI)										
Date	Opp		GP/S	Rec	Yds	Avg	Lg	TD	Snaps	Pct
Sep 13	at Was	L	0/0	RESERVE/INJURED						
Sep 20	LAR	L	0/0	RESERVE/INJURED						
Sep 27	Cin	T	0/0	RESERVE/INJURED						
Oct 4	at SF	W	0/0	RESERVE/INJURED						
Oct 11	at Pit	L	1/0	0	0	---	--	0	5	8%
Oct 18	Bal	L	1/0	0	0	---	--	0	15	21%
Oct 22	NYG	W	0/0	INACTIVE						
Nov 1	Dal	W	0/0	DID NOT PLAY						
Nov 15	at NYG	L	0/0	INACTIVE						
Nov 22	at Cle	L	0/0	INACTIVE						
Nov 30	Sea	L	0/0	INACTIVE						
Dec 6	at GB	L	0/0	INACTIVE						
Dec 13	NO	W	1/0	1	3	3.0	3	0	22	32%
Dec 20	at Ari	L	1/0	3	40	13.3	32t	1	28	34%
Dec 27	at Dal	L	1/0	2	57	28.5	43	0	12	16%
Jan 3	Was	L	1/0	1	6	6.0	6	0	37	54%
Totals			6/0	7	106	15.1	43	1	119	11%

100+ YARD RECEIVING GAMES (1)		
Date	Opponent	Yds
9/19/21	vs. San Francisco 49ers (L, 11-17)	117



KYZIR WHITE
LINEBACKER | 43

pronounced (KY-zeer)



Height: 6-2 Weight: 234 DOB: March 24, 1996 (Age 26)
NFL Experience: 5th Year (1st with Eagles) Draft: D4-18 by LAC (119th overall) Draft: FA-LAC-22
College: West Virginia Hometown (HS): Emmaus, PA (Emmaus)

CAREER STATISTICS																		
			TACKLES				PASS RUSH			INTERCEPTIONS					FUMBLES		DEF SNAPS	
Year	Team	GP/S	Total	Solo	Asst	TFL	Sacks	QBH	QBP	Int	Yds	Lg	TD	PD	FF	FR	No	Pct
2018	L.A. Chargers	3/3	16	12	4	1	0.0	0	0	1	9	9	0	2	0	0	142	12%
2019	L.A. Chargers	16/7	40	25	15	1	0.0	0	0	1	0	0	0	2	0	0	372	38%
2020	L.A. Chargers	11/10	77	50	27	4	0.5	3	2	0	0	--	0	3	0	0	539	75%
2021	L.A. Chargers	17/17	144	90	54	7	1.0	4	8	2	22	22	0	3	2	0	981	84%
2022	Philadelphia	15/6	91	53	38	2	0.5	2	4	0	0	--	0	5	0	0	718	74%
Totals		62/43	368	230	138	15	2.0	9	14	4	31	22	0	15	2	0	---	---
ADDITIONAL STATISTICS																		
Special Teams Tackles: 1 - 2018 (1)																		

CAREER HIGHS		
Tackles	15	10/12/20 at NO
Sacks	1.0	9/26/21 at KC
INTs	2	10/17/21 at Bal.
PDs	2	2x, last: 10/17/21 at Bal.
FFs	2	9/12/21 at Was.
FRs	--	---

Hidden talent: "I think I am a pretty good actor. Me and my family will just mess around and reenact movie scenes." ... **Place he'd like to visit:** Bora Bora ... **Someone he'd like to meet:** Jay-Z ... **Guilty pleasure:** Peanut M&Ms ... **If he could play another sport, what position/team:** Point guard, New York Knicks or Los Angeles Lakers ... **Favorite athletes growing up:** Floyd Mayweather and LeBron James ... **Favorite movie:** The Wood ... **Favorite TV show:** Power ... **Favorite music artists:** Nipsey Hussle and Jay-Z ... **Favorite food:** Jerk chicken



- BIRDSEED**
- ▶ Grew up an Eagles fan and used to attend training camp practices at Lehigh University with his brothers ... The first NFL game he ever attended was the famous "Snow Bowl" against the Detroit Lions on 12/8/13
 - ▶ Transitioned to LB in the NFL after playing safety at West Virginia
 - ▶ Has represented the American Cancer Society to raise awareness for cancer research through the league's *My Cause My Cleats* initiative
 - ▶ His brother, Kevin, played WR at West Virginia and was selected by the Chicago Bears with the 7th-overall draft pick in the first round of the 2015 NFL Draft ... Played with his other brother, Ka'Rau, who played WR, during his time with the Mountaineers

- 2022 SEASON - EAGLES**
- ▶ Contributed to first sack as an Eagle, combining with **Josh Sweat** to bring down Cowboys QB **Dak Prescott** in the game at Dal. (12/24/22)
 - ▶ Registered 5 tackles (4 solo) with 1 TFL and 1 PD in the 38-35 victory at Det. (9/11/22) ... Deflected a pass thrown by Lions QB **Jared Goff** that was intercepted by **James Bradberry** and returned 27 yards for a TD to give the Eagles a 14-point lead during the second quarter

- 2021 SEASON - CHARGERS**
- ▶ Led the team with a career high 144 tackles and also posted career highs in TFLs (7), sacks (1.0), QB hits (4), pressures (8), INTs (2) and FFs (2) while also tying his career high in PDs (3) ... Ranked 3rd in the AFC in tackles and registered seven double-digit tackle performances, the most by a Chargers player since **Eric Weddle** in 2008
 - ▶ Intercepted a career-high 2 passes while also recording 8 tackles, 1 TFL and 1 QB hit at Bal. (10/17/21) ... Became the first Chargers LB to record 2 INTs in the same game since 2008
 - ▶ Sacked Chiefs QB **Patrick Mahomes** and also tallied 8 tackles (5 solo) and 1 TFL in the 30-24 win at KC (9/26/21)
 - ▶ Forced 2 fumbles against Washington RB **Antonio Gibson** and posted 5 tackles in the 20-16 win at Was. (9/12/21) ... His 2 FFs were the most by any Chargers player in a game since 2017

2022 GAME-BY-GAME STATISTICS (PHI)												
Date	Opp		GP/S	Tot	Solo	Sk	Int	PD	FF	FR	Snaps	Pct
Sep 11	at Det	W	1/1	5	4	0.0	0	1	0	0	51	74%
Sep 19	Min	W	1/1	5	2	0.0	0	1	0	0	45	74%
Sep 25	at Was	W	1/0	9	8	0.0	0	0	0	0	60	78%
Oct 2	Jax	W	1/0	4	2	0.0	0	1	0	0	36	77%
Oct 9	at Ari	W	1/0	6	3	0.0	0	0	0	0	39	57%
Oct 16	Dal	W	1/1	8	4	0.0	0	1	0	0	59	88%
Oct 30	Pit	W	1/1	11	5	0.0	0	0	0	0	57	75%
Nov 3	at Hou	W	1/1	7	4	0.0	0	0	0	0	53	88%
Nov 14	Was	L	1/0	8	5	0.0	0	0	0	0	62	75%
Nov 20	at Ind	W	1/1	6	4	0.0	0	0	0	0	56	86%
Nov 27	GB	W	1/0	3	2	0.0	0	0	0	0	33	67%
Dec 4	Ten	W	1/1	5	3	0.0	0	1	0	0	40	73%
Dec 11	at NYG	W	1/0	2	1	0.0	0	0	0	0	36	56%
Dec 18	at Chi	W	1/0	6	3	0.0	0	0	0	0	41	69%
Dec 24	at Dal	L	1/0	6	3	0.5	0	0	0	0	50	68%
Jan 1	NO											
Jan 8	NYG											
Totals			15/6	91	53	0.5	0	5	0	0	718	74%

MULTI-INTERCEPTION GAMES (1)		
Date	Opponent	INT
10/17/21	at Baltimore Ravens (L, 6-34)	2



2021 GAME-BY-GAME STATISTICS (LAC)												
Date	Opp		GP/S	Tot	Solo	Sk	Int	PD	FF	FR	Snaps	Pct
Sep 12	at Was	W	1/1	5	3	0.0	0	0	2	0	38	69%
Sep 19	Dal	L	1/1	5	4	0.0	0	0	0	0	40	65%
Sep 26	at KC	W	1/1	8	5	1.0	0	0	0	0	55	70%
Oct 4	LV	W	1/1	4	3	0.0	0	0	0	0	44	77%
Oct 10	Cle	W	1/1	5	5	0.0	0	0	0	0	53	74%
Oct 17	at Bal	L	1/1	8	3	0.0	2	2	0	0	65	94%
Oct 31	NE	L	1/1	10	6	0.0	0	0	0	0	63	82%
Nov 7	at Phi	W	1/1	8	4	0.0	0	0	0	0	46	81%
Nov 14	Min	L	1/1	12	8	0.0	0	0	0	0	77	97%
Nov 21	Pit	W	1/1	9	6	0.0	0	1	0	0	66	96%
Nov 28	at Den	L	1/1	12	9	0.0	0	0	0	0	50	81%
Dec 5	at Cin	W	1/1	10	7	0.0	0	0	0	0	71	93%
Dec 12	NYG	W	1/1	10	5	0.0	0	0	0	0	56	81%
Dec 16	KC	L	1/1	9	9	0.0	0	0	0	0	72	100%
Dec 26	at Hou	L	1/1	11	6	0.0	0	0	0	0	68	100%
Jan 2	Den	W	1/1	11	5	0.0	0	0	0	0	60	100%
Jan 9	at LV	L	1/1	7	2	0.0	0	0	0	0	57	71%
Totals			17/17	144	90	1.0	2	3	2	0	981	84%

2020 SEASON - CHARGERS

- ▶ Produced a career-high 3 PDs along with 77 tackles (50 solo), 4 TFLs, 3 QB hits and 0.5 sacks
- ▶ Helped bring down Jaguars QB **Gardner Minshew** to post his first career sack in the 39-29 win vs. Jax (10/25/20)
- ▶ Set a career high in tackles (15) while also posting 1 QB hit and 1 TFL at NO (10/12/20)

2019 SEASON - CHARGERS

- ▶ Produced 40 tackles (25 solo), 2 PDs, 1 INT and 1 TFL in 16 games
- ▶ Intercepted Broncos QB **Joe Flacco** vs. Den. (10/6/19)

2018 SEASON - CHARGERS

- ▶ Made 16 tackles (12 solo) and produced 2 PDs, 1 TFL and 1 INT) in 3 games during his rookie campaign
- ▶ Picked off a pass by Bills QB **Josh Allen** and made 4 tackles in the 31-20 win at Buf. (9/16/18)

COLLEGE HIGHLIGHTS

- ▶ Played collegiately at Lackawanna College (2014-15) and West Virginia (2016-17) ... Played in 25 games at safety for West Virginia, posting 152 tackles (113 solo), 14.5 TFLs, 9 PDs, 4 FFs, 4.0 sacks, 3 INTs and 1 FR
- ▶ Earned second-team All-Big 12 in 2017 after tallying 94 tackles (66 solo), 7.5 TFLs, 7 PDs, 3 INTs, 2 FFs and 1.0 sacks
- ▶ Produced 71 tackles, 10 PDs, 4 INTs, 3.5 TFLs and 2 FRs at Lackawanna College ... Named first-team All-Northeast Football Conference and PrepStar Junior College All-America in 2015

PERSONAL

- ▶ Studied multidisciplinary studies at West Virginia
- ▶ Prepped at Emmaus (PA) High School, playing WR, RB and CB ... Earned first-team All-Lehigh Valley Interscholastic Athletic Conference after leading the conference in tackles as a senior ... Led Emmaus to the playoffs in three of his four seasons there
- ▶ Is the son of Kevin and Tammy White

2020 GAME-BY-GAME STATISTICS (LAC)												
Date	Opp		GP/S	Tot	Solo	Sk	Int	PD	FF	FR	Snap	Pct
Sep 13	at Cin	W	1/0	2	1	0.0	0	0	0	0	7	10%
Sep 20	KC	L	1/1	7	5	0.0	0	0	0	0	77	100%
Sep 27	Car	L	1/1	11	8	0.0	0	0	0	0	50	98%
Oct 4	at TB	L	1/1	10	8	0.0	0	1	0	0	76	100%
Oct 12	at NO	L	1/1	15	10	0.0	0	0	0	0	74	97%
Oct 25	Jax	W	1/1	7	2	0.0	0	0	0	0	51	81%
Nov 1	at Den	L	1/1	5	3	0.5	0	1	0	0	37	57%
Nov 8	LV	L	1/1	5	3	0.0	0	1	0	0	45	88%
Nov 15	at Mia	L	1/1	6	3	0.0	0	0	0	0	47	81%
Nov 22	NYJ	W	0/0	RESERVE/COVID-19								
Nov 29	at Buf	L	0/0	RESERVE/COVID-19								
Dec 6	NE	L	0/0	RESERVE/COVID-19								
Dec 13	Atl	W	1/1	7	5	0.0	0	0	0	0	43	75%
Dec 17	at LV	W	1/1	2	2	0.0	0	0	0	0	32	42%
Dec 27	Den	W	0/0	RESERVE/INJURED								
Jan 3	at KC	W	0/0	RESERVE/INJURED								
Totals			11/10	77	50	0.5	0	3	0	0	539	75%

2019 GAME-BY-GAME STATISTICS (LAC)												
Date	Opp		GP/S	Tot	Solo	Sk	Int	PD	FF	FR	Snap	Pct
Sep 8	Ind	W	1/1	9	8	0.0	0	0	0	0	54	86%
Sep 15	at Det	L	1/1	7	4	0.0	0	0	0	0	53	88%
Sep 22	Hou	L	1/0	0	0	0.0	0	0	0	0	7	12%
Sep 29	at Mia	W	1/0	0	0	0.0	0	0	0	0	13	25%
Oct 6	Den	L	1/1	2	1	0.0	1	1	0	0	34	57%
Oct 13	Pit	L	1/0	2	2	0.0	0	0	0	0	27	46%
Oct 20	at Ten	L	1/1	1	0	0.0	0	0	0	0	21	34%
Oct 27	at Chi	W	1/0	2	1	0.0	0	0	0	0	23	29%
Nov 3	GB	W	1/0	1	0	0.0	0	0	0	0	11	22%
Nov 7	at Oak	L	1/1	1	1	0.0	0	0	0	0	21	36%
Nov 18	KC	L	1/0	1	1	0.0	0	0	0	0	7	10%
Dec 1	at Den	L	1/1	3	2	0.0	0	1	0	0	27	48%
Dec 8	at Jax	W	1/1	3	0	0.0	0	0	0	0	12	18%
Dec 15	Min	L	1/0	1	0	0.0	0	0	0	0	29	45%
Dec 22	Oak	L	1/0	6	4	0.0	0	0	0	0	25	40%
Dec 29	at KC	L	1/0	1	1	0.0	0	0	0	0	8	16%
Totals			16/7	40	25	0.0	1	2	0	0	372	38%

TRANSACTIONS

- 2018 - Drafted by LAC in 4th round (199th overall) ... 11/3/18 - Placed on Reserve/Injured ... 11/21/20 - Placed on Reserve/COVID-19 ... 12/9/20 - Activated from Reserve/COVID-19 ... 12/23/20 - Placed on Reserve/Injured ... 3/26/22 - Agreed to terms with PHI on 1-year contract



2018 GAME-BY-GAME STATISTICS (LAC)												
Date	Opp		GP/S	Tot	Solo	Sk	Int	PD	FF	FR	Snap	Pct
Sep 9	KC	L	1/1	5	3	0.0	0	0	0	0	44	79%
Sep 16	at Buf	W	1/1	4	4	0.0	0	2	0	0	38	61%
Sep 23	LAR	L	1/1	7	5	0.0	0	0	0	0	60	78%
Sep 30	SF	W	0/0	INACTIVE								
Oct 7	Oak	W	0/0	INACTIVE								
Oct 14	at Cle	W	0/0	INACTIVE								
Oct 21	Ten	W	0/0	INACTIVE								
Nov 4	at Sea	W	0/0	RESERVE/INJURED								
Nov 11	at Oak	W	0/0	RESERVE/INJURED								
Nov 18	Den	L	0/0	RESERVE/INJURED								
Nov 25	Ari	W	0/0	RESERVE/INJURED								
Dec 2	at Pit	W	0/0	RESERVE/INJURED								
Dec 9	Cin	W	0/0	RESERVE/INJURED								
Dec 13	at KC	W	0/0	RESERVE/INJURED								
Dec 22	Bal	L	0/0	RESERVE/INJURED								
Dec 30	at Den	W	0/0	RESERVE/INJURED								
Totals			3/3	16	12	0.0	0	2	0	0	142	12%



MILTON WILLIAMS

DEFENSIVE TACKLE | 93



Height: 6-3 **Weight:** 290 **DOB:** April 6, 1999 (Age 23)
NFL Experience: 2nd Year (2nd with Eagles) **Draft:** D3-21 (73rd overall) by PHI
College: Louisiana Tech **Hometown (HS):** Crowley, TX (Crowley)

CAREER STATISTICS																		
			TACKLES				PASS RUSH			INTERCEPTIONS					FUMBLES		DEF SNAPS	
Year	Team	GP/S	Total	Solo	Asst	TFL	Sacks	QBH	QBP	Int	Yds	Lg	TD	PD	FF	FR	No	Pct
2021	Philadelphia	17/2	30	15	15	6	2.0	6	16	0	0	--	0	2	0	0	456	40%
2022	Philadelphia	15/0	31	17	14	7	3.0	5	7	0	0	--	0	1	0	0	347	36%
Totals		32/2	61	32	29	13	5.0	11	23	0	0	--	0	3	0	0	---	---
PLAYOFFS																		
2021	Philadelphia	1/0	4	3	1	1	0.0	0	1	0	0	--	0	0	0	0	39	53%
Totals		1/0	4	3	1	1	0.0	0	1	0	0	--	0	0	0	0	---	---

CAREER HIGHS		
Tackles	8	11/14/22 vs. Was.
Sacks	1.0	5x, last: 12/11/22 at NYG
INTs	--	---
PDs	1	3x, last: 10/30/22 vs. Pit.
FFs	--	---
FRs	--	---

Hobbies: Video games (*Madden*, *NBA 2K*, *Call of Duty* and *Grand Theft Auto*) and movies ... **Bucket list:** Travel outside of the country to Greece and Jamaica ... **First job:** Cutting grass on the weekends ... **Biggest pet peeves:** Talking too much ... **Biggest influence in his life:** "My father. His drive and his will that are taken care of. He was always there for me and my sisters. He'd be at our games all day and get like two hours of sleep and then go into work. Just seeing how he worked, it still pushes me to this day" ... **Desired talents:** Playing piano ... **Favorite athlete growing up:** LeBron James ... **Favorite movie:** *The Dark Knight* ... **Favorite quote:** John 3:16



2022 SEASON - EAGLES

- ▶ Sacked Giants QB **Daniel Jones** once and added 3 tackles, 2 QB hits and 2 TFLs in the 48-22 win at NYG (12/11/22)
- ▶ Finished with 4 tackles, 2 TFLs, 1 QBH and 1.0 sack in the 17-16 win at Ind. (11/20/22)
- ▶ Set a career-high with 8 tackles vs. Was. (11/14/22)
- ▶ Contributed to a 6.0 sack performance by the Eagles defense, registering his 1st sack of the season in a 35-13 win over Pit. (10/30/22)

2021 SEASON - EAGLES

- ▶ Registered 30 tackles (15 solo), including 6 TFLs, with 16 pressures, 6 QB hits, 2.0 sacks and 2 PDs in 456 defensive snaps ... His 6 TFLs were the most by an Eagles rookie DT since **Fletcher Cox** in 2012 (8)
- ▶ Tallied a career-high-tying 4 tackles (3 solo) and 1 pressure over 39 snaps during the NFC Wild Card Playoff at TB (1/8/22)
- ▶ Sacked Giants QB **Jake Fromm** in the 34-10 win vs. NYG (12/26/21)
- ▶ Recorded his 1st career sack against Lions QB **Jared Goff** at the end of the first half in the 44-6 victory at Det. (10/31/21)

COLLEGE HIGHLIGHTS

- ▶ Produced 106 tackles (49 solo), 19 TFLs, 10.0 sacks and 3 FRs in 30 career games during his time at Louisiana Tech (2017-20)
- ▶ Started all 10 contests during his junior campaign in 2020, leading the Bulldogs with a career-high 10 TFLs (3rd in C-USA) and 4.5 sacks (7th in C-USA) ... Earned third-team All-America (*Pro Football Focus*) and first-team All-Conference USA (Phil Steele) recognition
- ▶ Collected All-Conference USA honorable mention accolades following his sophomore season in 2019 ... Posted 59 tackles (27 solo), 9 TFLs and a career-high 5.5 sacks in 13 games (all starts)

PERSONAL

- ▶ Attended Crowley (TX) High School, where he was a two-sport athlete lettering in both football and basketball ... Recorded 300 tackles and 22.0 sacks, earning District 5A-Region II Defensive MVP honors

2022 GAME-BY-GAME STATISTICS (PHI)												
Date	Opp		GP/S	Tot	Solo	Sk	Int	PD	FF	FR	Snaps	Pct
Sep 11	at Det	W	1/0	2	2	0.0	0	0	0	0	33	48%
Sep 19	Min	W	1/0	0	0	0.0	0	0	0	0	22	36%
Sep 25	at Was	W	1/0	2	0	0.0	0	0	0	0	38	49%
Oct 2	Jax	W	1/0	1	0	0.0	0	0	0	0	13	28%
Oct 9	at Ari	W	1/0	0	0	0.0	0	0	0	0	22	32%
Oct 16	Dal	W	1/0	2	0	0.0	0	0	0	0	18	27%
Oct 30	Pit	W	1/0	1	1	1.0	0	0	0	0	30	39%
Nov 3	at Hou	W	1/0	2	2	0.0	0	0	0	0	24	40%
Nov 14	Was	L	1/0	8	4	0.0	0	0	0	0	38	46%
Nov 20	at Ind	W	1/0	4	2	1.0	0	0	0	0	18	28%
Nov 27	GB	W	1/0	2	0	0.0	0	0	0	0	18	37%
Dec 4	Ten	W	1/0	0	0	0.0	0	0	0	0	25	45%
Dec 11	at NYG	W	1/0	3	2	1.0	0	0	0	0	24	38%
Dec 18	at Chi	W	1/0	1	1	0.0	0	0	0	0	11	19%
Dec 24	at Dal	L	1/0	3	3	0.0	0	0	0	0	13	18%
Jan 1	NO											
Jan 8	NYG											
Totals			15/0	31	17	3.0	0	0	0	0	347	36%



2021 GAME-BY-GAME STATISTICS (PHI)												
Date	Opp		GP/S	Tot	Solo	Sk	Int	PD	FF	FR	Snaps	Pct
Sep 12	at Atl	W	1/0	1	0	0.0	0	0	0	0	31	43%
Sep 19	SF	L	1/0	2	1	0.0	0	0	0	0	27	39%
Sep 27	at Dal	L	1/1	2	0	0.0	0	0	0	0	47	61%
Oct 3	KC	L	1/0	2	1	0.0	0	0	0	0	23	34%
Oct 10	at Car	W	1/0	1	0	0.0	0	0	0	0	21	30%
Oct 14	TB	L	1/0	1	0	0.0	0	0	0	0	13	17%
Oct 24	at LV	L	1/0	1	0	0.0	0	0	0	0	18	27%
Oct 31	at Det	W	1/0	4	4	1.0	0	0	0	0	34	55%
Nov 7	LAC	L	1/0	1	1	0.0	0	0	0	0	31	45%
Nov 14	at Den	W	1/0	1	0	0.0	0	0	0	0	21	36%
Nov 21	NO	W	1/0	1	1	0.0	0	0	0	0	18	28%
Nov 28	at NYG	L	1/0	4	1	0.0	0	0	0	0	26	43%
Dec 5	at NYJ	W	1/0	0	0	0.0	0	0	0	0	20	34%
Dec 21	Was	W	1/0	2	1	0.0	0	0	0	0	23	42%
Dec 26	NYG	W	1/0	2	2	1.0	0	0	0	0	42	55%
Jan 2	at Was	W	1/0	2	1	0.0	0	1	0	0	26	41%
Jan 8	Dal	L	1/1	3	2	0.0	0	1	0	0	35	56%
Totals			17/2	30	15	2.0	0	2	0	0	456	40%
PLAYOFFS												
Jan 16	at TB	L	1/0	4	3	0.0	0	0	0	0	39	53%
Totals			1/0	4	3	0.0	0	0	0	0	39	53%

► Is the son of Milton and Willianette Williams ... Has three siblings: Mi-shayla, Mia and Malia ... Was an honor roll student in college

TRANSACTIONS

► 2021 - Drafted by PHI in 3rd round (73rd overall)



MARVIN WILSON (PS)
DEFENSIVE TACKLE | 73



Height: 6-4 Weight: 303 DOB: Sept. 5, 1998 (Age 24)
NFL Experience: 1st Year (1st with Eagles) Draft: UDFA-21 by CLE Acquired: FA-21
College: Florida State Hometown (HS): Bellaire, TX (Episcopal)

CAREER STATISTICS																		
			TACKLES				PASS RUSH			INTERCEPTIONS					FUMBLES		DEF SNAPS	
Year	Team	GP/S	Total	Solo	Asst	TFL	Sacks	QBH	QBP	Int	Yds	Lg	TD	PD	FF	FR	No	Pct
2021	Philadelphia	1/0	3	1	2	0	0.0	0	0	0	0	--	0	0	0	0	19	2%
2022	Philadelphia	1/0	4	2	2	0	0.0	0	0	0	0	--	0	0	0	0	19	2%
Totals		2/0	7	3	4	0	0.0	0	0	0	0	--	0	0	0	0	---	---

CAREER HIGHS		
Tackles	4	11/3/22 at Hou.
Sacks	--	---
INTs	--	---
PDs	--	---
FFs	--	---
FRs	--	---

Nicknames: Marv and Big Marv ... Hobbies: Videos games and working with his foundation ... First job: Cutting grass ... Best player he ever lined up against: Zack Martin ... Biggest Influence: "My mom is my rock. She makes everything go for me, personally. Just the way she raised me and with our situation growing up." ... Favorite TV shows: Ozark and Power ... Favorite quote: "No matter how things may look, no matter how good or bad, always keep your eyes on the prize."



BIRDSEED

- ▶ Is the youngest of four children raised by his mother, Syble Ned ... The family faced many financial hardships through the years, and at one point was homeless for two months living in a hotel during Marvin's junior year of high school ... Learned lessons of perseverance from his mother, who works for Communities in Schools in the Houston area helping at-risk students stay in school and perform well
- ▶ His older brother, Jonathan Ned, was born with spina bifida and is in a wheelchair with no feeling from his ankles to his toes ... Jonathan, who coached Marvin at the Boys & Girls Club when they were younger, is a source of inspiration as well as a sounding board for him
- ▶ Has a passion for poetry and has earned awards for his own creative writing ... His talent was discovered when he was in seventh grade and grew in high school, as teachers would submit his work to contests
- ▶ His foundation, Marvin's Movement, originally started as a class on financial literacy and now supports events such as Christmas giveaways and football camps in Tallahassee, FL, where he went to college

2022 SEASON - EAGLES

- ▶
- ▶ Logged 3 tackles (1 solo) in his NFL debut vs. Dal. (1/8/22)

COLLEGE HIGHLIGHTS

- ▶ Appeared in 39 career games (19 starts) at Florida State ... Registered 110 tackles (50 solo), 15 TFLs, 9.5 sacks, 6 PDs, 2 FFs and 1 FR
- ▶ Named second-team All-ACC after recording 17 tackles, 2 TFLs and 1.0 sack as a senior ... Selected first-team All-ACC as a junior after posting 44 tackles, 8 TFLs, 5.0 sacks, 1 FF and 1 FR

PERSONAL

- ▶ Prepped at Episcopal (TX) High School, where he was rated a five-star recruit ... Produced 71 TFLs and 42.0 sacks throughout his career, including 19 TFLs and 9.0 sacks during his senior season

2022 GAME-BY-GAME STATISTICS (PHI)												
Date	Opp		GP/S	Tot	Solo	Sk	Int	PD	FF	FR	Snap	Pct
Sep 11	at Det	W	---	EAGLES PRACTICE SQUAD								
Sep 19	Min	W	---	EAGLES PRACTICE SQUAD								
Sep 25	at Was	W	---	EAGLES PRACTICE SQUAD								
Oct 2	Jax	W	---	EAGLES PRACTICE SQUAD								
Oct 9	at Ari	W	---	EAGLES PRACTICE SQUAD								
Oct 16	Dal	W	---	EAGLES PRACTICE SQUAD								
Oct 30	Pit	W	---	EAGLES PRACTICE SQUAD								
Nov 3	at Hou	W	1/0	4	2	0.0	0	0	0	0	19	32%
Nov 14	Was	L	---	EAGLES PRACTICE SQUAD								
Nov 20	at Ind	W	---	EAGLES PRACTICE SQUAD								
Nov 27	GB	W	---	EAGLES PRACTICE SQUAD								
WAIVED BY PHI (11/30/22); SIGNED BY PHI TO PRACTICE SQUAD (12/7/22)												
Dec 11	at NYG	W	---	EAGLES PRACTICE SQUAD								
Dec 18	at Chi	W	---	EAGLES PRACTICE SQUAD								
Dec 24	at Dal	L	---	EAGLES PRACTICE SQUAD								
Jan 1	NO											
Jan 8	NYG											
Totals			1/0	4	2	0.0	0	0	0	0	19	2%



2021 GAME-BY-GAME STATISTICS (PHI)												
Date	Opp		GP/S	Tot	Solo	Sk	Int	PD	FF	FR	Snap	Pct
Sep 12	at Atl	W	---	EAGLES PRACTICE SQUAD								
Sep 19	SF	L	---	EAGLES PRACTICE SQUAD								
Sep 27	at Dal	L	---	EAGLES PRACTICE SQUAD								
Oct 3	KC	L	---	EAGLES PRACTICE SQUAD								
Oct 10	at Car	W	---	EAGLES PRACTICE SQUAD								
Oct 14	TB	L	---	EAGLES PRACTICE SQUAD								
Oct 24	at LV	L	---	EAGLES PRACTICE SQUAD								
Oct 31	at Det	W	---	EAGLES PRACTICE SQUAD								
Nov 7	LAC	L	---	EAGLES PRACTICE SQUAD								
Nov 14	at Den	W	---	EAGLES PRACTICE SQUAD								
Nov 21	NO	W	---	EAGLES PRACTICE SQUAD								
Nov 28	at NYG	L	---	EAGLES PRACTICE SQUAD								
Dec 5	at NYJ	W	---	EAGLES PRACTICE SQUAD								
Dec 21	Was	W	---	EAGLES PRACTICE SQUAD								
Dec 26	NYG	W	---	EAGLES PRACTICE SQUAD								
Jan 2	at Was	W	---	EAGLES PRACTICE SQUAD								
Jan 8	Dal	L	1/0	3	1	0.0	0	0	0	0	19	31%
Totals			1/0	3	1	0.0	0	0	0	0	19	2%
PLAYOFFS												
Jan 16	at TB	L	---	EAGLES PRACTICE SQUAD								
Totals			0/0	0	0	0.0	0	0	0	0	0	0%

TRANSACTIONS

- 2021 - Signed by CLE as UDFA ... 8/31/21 - Waived by CLE ... 9/2/21 - Signed by PHI to practice squad ... 1/8/22 - Elevated by PHI from practice squad for Week 18 vs. Dallas ... 1/18/22 - Signed by PHI to reserve/future contract ... 8/30/22 - Waived by PHI ... 8/31/22 - Signed by PHI to practice squad ... 11/3/22 - Elevated by PHI from practice squad for Week 9 at Houston ... 11/30/22 - Waived by PHI ... 12/7/22 - Signed by PHI to practice squad



ROSTER BREAKDOWN



FRONT OFFICE & COACHING STAFF

PLAYER BIOS

ROSTER BREAKDOWN

2022 EAGLES STATISTICS

RECORD BOOK

NFL STATISTICS

OFF THE FIELD

Compiled by the Eagles Communications department:
as of December 27, 2022

OFFENSE						
WR	11	A.J. Brown	3	Zach Pascal		
LT	68	Jordan Mailata	77	Andre Dillard		
LG	69	Landon Dickerson	78	Sua Opet		
C	62	Jason Kelce	51	Cam Jurgens		
RG	56	Isaac Seumalo	61	Josh Sills		
RT	65	Lane Johnson	63	Jack Driscoll		
TE	88	Dallas Goedert	89	Jack Stoll	81	Grant Calcaterra
WR	16	Quez Watkins	18	Britain Covey		
WR	6	DeVonta Smith				
RB	26	Miles Sanders	35 Boston Scott / 14 Kenneth Gainwell			
					34	Trey Sermon
QB	1	Jalen Hurts	10	Gardner Minshew	19	Ian Book

DEFENSE						
DE	55	Brandon Graham	59	Janarius Robinson		
DT	91	Fletcher Cox	74 Ndamukong Suh / 93 Milton Williams			
DT	97	Javon Hargrave	90 Jordan Davis / 72 Linval Joseph			
DE	94	Josh Sweat				
SAM	7	Haason Reddick	48	Patrick Johnson	58	Kyron Johnson
MIKE	57	T.J. Edwards	17	Nakobe Dean	53	Christian Elliss
WILL	43	Kyzir White	54	Shaun Bradley		
CB	24	James Bradberry	28	Josh Jobe		
CB	2	Darius Slay	27	Zech McPhearson		
NCB	29	Avonte Maddox	33	Josiah Scott		
S	22	Marcus Epps	42	K'Von Wallace		
S	32	Reed Blankenship				

SPECIAL TEAMS						
P						
K	4	Jake Elliott				
H						
LS	45	Rick Lovato				
PR	18	Britain Covey	6	DeVonta Smith		
KR	35	Boston Scott	18	Britain Covey	16	Quez Watkins

PRONUNCIATION GUIDE			
Grant Calcaterra	cal-cuh-TARE-uh	Janarius Robinson	juh-NARR-iss
Andre Chachere (PS)	SASH-er-ay	Isaac Seumalo	say-uh-MAH-low
Britain Covey	CUHV-ee	Arryn Siposs (IR)	Aaron SIP-oss
Dallas Goedert	GOD-ert	Jack Stoll	STOLE
Javon Hargrave	JAY-von	Ndamukong Suh	en-DOM-ah-ken SOO
Tarron Jackson (PS)	tuh-RON	Davion Taylor (PS)	DAY-vee-on
Kyron Johnson	KY-ren	Noah Togiai (PS)	tong-EE-eye
Linval Joseph	LIN-vahl	Brett Toth (PUP)	TOETH
Jordan Mailata	my-LOT-uh	Marlon Tuipulotu (IR)	TOO-ee-poo-LOE-too
Zech McPhearson	ZACK	K'Von Wallace	KAY-von
Sua Opet	SUE-uh OH-petta	Kyzir White	KY-zeer



#	NAME	POS	HT	WT	DOB	AGE	EXP	COLLEGE	HOMETOWN	HOW ACQ
32	Blankenship, Reed	S	6-1	203	3/2/99	23	R	Middle Tennessee State	Lester, AL	UDFA-22
19	Book, Ian	QB	6-0	206	3/30/98	24	2	Notre Dame	El Dorado Hills, CA	W-NO-22
24	Bradberry, James	CB	6-1	212	8/4/93	29	7	Samford	Pleasant Grove, AL	FA-22
54	Bradley, Shaun	LB	6-1	240	4/8/97	25	3	Temple	Mount Holly, NJ	D6a-20
11	Brown, A.J.	WR	6-1	226	6/30/97	25	4	Mississippi	Starkville, MS	T-Ten-22
81	Calcaterra, Grant	TE	6-4	240	12/4/98	24	R	Southern Methodist	Rancho Santa Margarita, CA	D6b-22
18	Covey, Britain	WR	5-8	173	3/18/97	25	R	Utah	Provo, UT	UDFA-22
91	Cox, Fletcher	DT	6-4	310	12/13/90	32	11	Mississippi State	Yazoo City, MS	D1-12
90	Davis, Jordan	DT	6-6	336	1/12/00	22	R	Georgia	Charlotte, NC	D1-22
17	Dean, Nakobe	LB	5-11	231	12/13/00	22	R	Georgia	Horn Lake, MS	D3-22
69	Dickerson, Landon	G	6-6	332	9/30/98	24	2	Alabama	Hudson, NC	D2-21
77	Dillard, Andre	T	6-5	315	10/3/95	27	4	Washington State	Woodinville, WA	D1-19
63	Driscoll, Jack	T/G	6-5	312	4/1/97	25	3	Auburn	Madison, CT	D4b-20
57	Edwards, T.J.	LB	6-1	242	8/12/96	26	4	Wisconsin	Lake Villa, IL	UDFA-19
4	Elliott, Jake	K	5-9	167	1/21/95	27	6	Memphis	La Grange, IL	PS-Cin-17
53	Elliss, Christian	LB	6-3	231	1/2/99	23	1	Idaho	Highlands Ranch, CO	FA-21
22	Epps, Marcus	S	6-0	191	1/27/96	26	4	Wyoming	Huntington Beach, CA	W-Min-19
14	Gainwell, Kenneth	RB	5-9	200	3/14/99	23	2	Memphis	Yazoo City, MS	D5-21
88	Goedert, Dallas	TE	6-5	256	1/3/95	27	5	South Dakota State	Britton, SD	D2-18
55	Graham, Brandon	DE	6-2	265	4/3/88	34	13	Michigan	Detroit, MI	D1-10
97	Hargrave, Javon	DT	6-2	305	2/7/93	29	7	South Carolina State	Salisbury, NC	FA-Pit-20
1	Hurts, Jalen	QB	6-1	223	8/7/98	24	3	Oklahoma	Channelview, TX	D2-20
28	Jobe, Josh	CB	5-11	190	4/9/98	24	R	Alabama	Miami, FL	UDFA-22
58	Johnson, Kyron	LB	6-0	235	7/24/98	24	R	Kansas	Arlington, TX	D6a-22
65	Johnson, Lane	T	6-6	325	5/8/90	32	10	Oklahoma	Groveton, TX	D1-13
48	Johnson, Patrick	LB	6-2	248	1/10/98	24	2	Tulane	Chattanooga, TN	D7-21
72	Joseph, Linval	DT	6-4	329	10/10/88	34	13	East Carolina	Alachua, FL	FA-LAC-22
51	Jurgens, Cam	C/G	6-3	303	8/21/99	23	R	Nebraska	Beatrice, NE	D2-22
62	Kelce, Jason	C	6-3	295	11/5/87	35	12	Cincinnati	Cleveland, OH	D6a-11
45	Lovato, Rick	LS	6-2	249	9/9/92	30	6	Old Dominion	Middletown, NJ	FA-16
29	Maddox, Avonte	CB	5-9	184	3/31/96	26	5	Pittsburgh	Detroit, MI	D4a-18
68	Mailata, Jordan	T	6-8	365	3/31/97	25	5	---	Sydney, Australia	D7-18
27	McPhearson, Zech	CB	5-11	191	3/21/98	24	2	Texas Tech	Upper Marlboro, MD	D4-21
10	Minshew, Gardner	QB	6-1	225	5/16/96	26	4	Washington State	Brandon, MS	T-Jax-21
78	Opeta, Sua	G	6-4	305	8/15/96	26	3	Weber State	Stansbury Park, UT	UDFA-19
3	Pascal, Zach	WR	6-2	215	12/18/94	28	5	Old Dominion	Upper Marlboro, MD	FA-Ind-22
7	Reddick, Haason	LB	6-1	240	9/22/94	28	6	Temple	Camden, NJ	FA-Car-22
59	Robinson, Janarius	DE	6-5	258	5/4/98	24	2	Florida State	Panama City, FL	PS-Min-22
26	Sanders, Miles	RB	5-11	211	5/1/97	25	4	Penn State	Pittsburgh, PA	D2a-19
35	Scott, Boston	RB	5-6	203	4/27/95	27	4	Louisiana Tech	Zachary, LA	PS-NO-18
33	Scott, Josiah	CB	5-9	185	4/5/99	23	3	Michigan State	Hamilton, OH	T-Jax-21
34	Sermon, Trey	RB	6-0	215	1/30/99	23	2	Ohio State	Marietta, GA	W-SF-22
56	Seumalo, Isaac	G	6-4	303	10/29/93	29	7	Oregon State	Corvallis, OR	D3-16
61	Sills, Josh	G	6-6	325	1/26/98	24	R	Oklahoma State	Byesville, OH	UDFA-22
2	Slay, Darius	CB	6-0	190	1/1/91	32	10	Mississippi State	Brunswick, GA	T-Det-20
6	Smith, DeVonta	WR	6-0	170	11/14/98	24	2	Alabama	Amite, LA	D1-21
89	Stoll, Jack	TE	6-4	247	1/28/98	24	2	Nebraska	Aurora, CO	UDFA-21
74	Suh, Ndamukong	DT	6-4	313	1/6/87	35	13	Nebraska	Portland, OR	FA-TB-22
94	Sweat, Josh	DE	6-5	265	3/29/97	25	5	Florida State	Chesapeake, VA	D4b-18
42	Wallace, K'Von	S	5-11	205	7/25/97	25	3	Clemson	Highland Springs, VA	D4a-20
16	Watkins, Quez	WR	6-0	193	6/9/98	24	3	Southern Mississippi	Athens, AL	D6b-20
43	White, Kyzir	LB	6-2	234	3/24/96	26	5	West Virginia	Emmaus, PA	FA-LAC-22
93	Williams, Milton	DT	6-3	290	4/6/99	23	2	Louisiana Tech	Crowley, TX	D3-21

PRACTICE SQUAD

82	Allen, Devon	WR	6-1	190	12/12/94	28	R	Oregon	Phoenix, AZ	FA-22
21	Chachere, Andre	S	6-0	197	2/10/96	26	2	San Jose State	San Fresno, CA	W-Ind-21
31	Goodrich, Mario	CB	6-0	186	1/12/00	22	R	Clemson	Lee's Summit, MO	UDFA-22
41	Harris, Anthony	S	6-1	202	10/9/91	31	8	Virginia	Chesterfield, VA	FA-22
75	Jackson, Tarron	DE	6-2	254	6/22/98	24	2	Coastal Carolina	Aiken, SC	D6b-21
50	Johnson, Fred	T	6-7	326	6/5/97	25	4	Florida	Royal Palm Beach, FL	FA-22
66o	Johnson, Roderick	T	6-7	301	11/28/95	27	5	Florida State	Florissant, MO	FA-22
13	Kern, Brett	P	6-2	214	2/17/86	36	15	Toledo	Grand Island, NY	FA-22
66d	Leo, Matt	DE	6-7	280	5/8/92	30	1	Iowa State	Adelaide, Australia	FA-20
37	McCain, Mac	CB	6-0	185	2/6/98	24	2	North Carolina A&T	Greensboro, NC	W-Den-21
76	Robinson, Tyrese	G	6-3	317	8/21/99	23	R	Oklahoma	Boyd, TX	FA-22
52	Taylor, Davion	LB	6-1	230	8/5/98	24	3	Colorado	Magnolia, MS	D3-20
83	Togiai, Noah	TE	6-4	244	7/6/97	25	2	Oregon State	West Valley City, UT	FA-21
67	Tom, Cameron	C	6-4	300	6/21/95	27	5	Southern Mississippi	Baton Rouge, LA	FA-22
84	Ward, Greg	WR	5-11	190	7/12/95	27	4	Houston	Tyler, TX	FA-19
73	Wilson, Marvin	DT	6-4	303	9/5/98	24	1	Florida State	Bellaire, TX	FA-21
-	---	--	---	---	---	--	--	---	---	---

RESERVE/PHYSICALLY UNABLE TO PERFORM

64	Toth, Brett	T/G	6-6	304	9/1/96	26	4	Army	Charleston, SC	W-Ari-20
----	-------------	-----	-----	-----	--------	----	---	------	----------------	----------

RESERVE/NON-FOOTBALL INJURY

-	Elliss, Noah	DT	6-4	346	3/31/99	23	R	Idaho	Highlands Ranch, CO	UDFA-22
---	--------------	----	-----	-----	---------	----	---	-------	---------------------	---------

RESERVE/INJURED

96	Barnett, Derek	DE	6-3	259	6/25/96	26	6	Tennessee	Brentwood, TN	D1-17
23	Gardner-Johnson, C.J.	S	5-11	210	12/20/97	25	4	Florida	Cocoa, FL	T-NO-22
80	Jackson, Tyree	TE	6-7	249	11/7/97	25	2	Buffalo	Norton Shores, MI	FA-21
98	Quinn, Robert	DE	6-4	245	5/18/90	32	12	North Carolina	North Charleston, SC	T-Chi-22
8	Siposs, Arryn	P	6-2	212	11/25/92	30	2	Auburn	Melbourne, Australia	FA-21
95	Tuipulotu, Marlon	DT	6-2	307	5/31/99	23	2	USC	Independence, OR	D6a-21



#	NAME	POS	HT	WT	DOB	AGE	EXP	COLLEGE	HOMETOWN	HOW ACQ
1	Jalen Hurts	QB	6-1	223	8/7/98	24	3	Oklahoma	Channelview, TX	D2-20
2	Darius Slay	CB	6-0	190	1/1/91	32	10	Mississippi State	Brunswick, GA	T-Det-20
3	Zach Pascal	WR	6-2	215	12/18/94	28	5	Old Dominion	Upper Marlboro, MD	FA-Ind-22
4	Jake Elliott	K	5-9	167	1/21/95	27	6	Memphis	La Grange, IL	PS-Cin-17
6	DeVonta Smith	WR	6-0	170	11/14/98	24	2	Alabama	Amite, LA	D1-21
7	Haason Reddick	LB	6-1	240	9/22/94	28	6	Temple	Camden, NJ	FA-Car-22
10	Gardner Minshew	QB	6-1	225	5/16/96	26	4	Washington State	Brandon, MS	T-Jax-21
11	A.J. Brown	WR	6-1	226	6/30/97	25	4	Mississippi	Starkville, MS	T-Ten-22
14	Kenneth Gainwell	RB	5-9	200	3/14/99	23	2	Memphis	Yazoo City, MS	D5-21
16	Quez Watkins	WR	6-0	193	6/9/98	24	3	Southern Mississippi	Athens, AL	D6b-20
17	Nakobe Dean	LB	5-11	231	12/13/00	22	R	Georgia	Horn Lake, MS	D3-22
18	Britain Covey	WR	5-8	173	3/18/97	25	R	Utah	Provo, UT	UDFA-22
19	Ian Book	QB	6-0	206	3/30/98	24	2	Notre Dame	El Dorado Hills, CA	W-NO-22
22	Marcus Epps	S	6-0	191	1/27/96	26	4	Wyoming	Huntington Beach, CA	W-Min-19
24	James Bradberry	CB	6-1	212	8/4/93	29	7	Samford	Pleasant Grove, AL	FA-22
26	Miles Sanders	RB	5-11	211	5/1/97	25	4	Penn State	Pittsburgh, PA	D2a-19
27	Zech McPhearson	CB	5-11	191	3/21/98	24	2	Texas Tech	Upper Marlboro, MD	D4-21
28	Josh Jobe	CB	5-11	190	4/9/98	24	R	Alabama	Miami, FL	UDFA-22
29	Avonte Maddox	CB	5-9	184	3/31/96	26	5	Pittsburgh	Detroit, MI	D4a-18
32	Reed Blankenship	S	6-1	203	3/2/99	23	R	Middle Tennessee State	Lester, AL	UDFA-22
33	Josiah Scott	CB	5-9	185	4/5/99	23	3	Michigan State	Hamilton, OH	T-Jax-21
34	Trey Sermon	RB	6-0	215	1/30/99	23	2	Ohio State	Marietta, GA	W-SF-22
35	Boston Scott	RB	5-6	203	4/27/95	27	4	Louisiana Tech	Zachary, LA	PS-NO-18
42	K'Von Wallace	S	5-11	205	7/25/97	25	3	Clemson	Highland Springs, VA	D4a-20
43	Kyzir White	LB	6-2	234	3/24/96	26	5	West Virginia	Emmaus, PA	FA-LAC-22
45	Rick Lovato	LS	6-2	249	9/9/92	30	6	Old Dominion	Middletown, NJ	FA-16
48	Patrick Johnson	LB	6-2	248	1/10/98	24	2	Tulane	Chattanooga, TN	D7-21
51	Cam Jurgens	C/G	6-3	303	8/21/99	23	R	Nebraska	Beatrice, NE	D2-22
53	Christian Elliss	LB	6-3	231	1/2/99	23	1	Idaho	Highlands Ranch, CO	FA-21
54	Shaun Bradley	LB	6-1	240	4/8/97	25	3	Temple	Mount Holly, NJ	D6a-20
55	Brandon Graham	DE	6-2	265	4/3/88	34	13	Michigan	Detroit, MI	D1-10
56	Isaac Seumalo	G	6-4	303	10/29/93	29	7	Oregon State	Corvallis, OR	D3-16
57	T.J. Edwards	LB	6-1	242	8/12/96	26	4	Wisconsin	Lake Villa, IL	UDFA-19
58	Kyron Johnson	LB	6-0	235	7/24/98	24	R	Kansas	Arlington, TX	D6a-22
59	Janarius Robinson	DE	6-5	258	5/4/98	24	2	Florida State	Panama City, FL	PS-Min-22
61	Josh Sills	G	6-6	325	1/26/98	24	R	Oklahoma State	Byesville, OH	UDFA-22
62	Jason Kelce	C	6-3	295	11/5/87	35	12	Cincinnati	Cleveland, OH	D6a-11
63	Jack Driscoll	T/G	6-5	312	4/1/97	25	3	Auburn	Madison, CT	D4b-20
65	Lane Johnson	T	6-6	325	5/8/90	32	10	Oklahoma	Groveton, TX	D1-13
68	Jordan Mailata	T	6-8	365	3/31/97	25	5	---	Sydney, Australia	D7-18
69	Landon Dickerson	G	6-6	332	9/30/98	24	2	Alabama	Hudson, NC	D2-21
72	Linval Joseph	DT	6-4	329	10/10/88	34	13	East Carolina	Alachua, FL	FA-LAC-22
74	Ndamukong Suh	DT	6-4	313	1/6/87	35	13	Nebraska	Portland, OR	FA-TB-22
77	Andre Dillard	T	6-5	315	10/3/95	27	4	Washington State	Woodinville, WA	D1-19
78	Sua Opetia	G	6-4	305	8/15/96	26	3	Weber State	Stansbury Park, UT	UDFA-19
81	Grant Calcaterra	TE	6-4	240	12/4/98	24	R	Southern Methodist	Rancho Santa Margarita, CA	D6b-22
88	Dallas Goedert	TE	6-5	256	1/3/95	27	5	South Dakota State	Britton, SD	D2-18
89	Jack Stoll	TE	6-4	247	1/28/98	24	2	Nebraska	Aurora, CO	UDFA-21
90	Jordan Davis	DT	6-6	336	1/12/00	22	R	Georgia	Charlotte, NC	D1-22
91	Fletcher Cox	DT	6-4	310	12/13/90	32	11	Mississippi State	Yazoo City, MS	D1-12
93	Milton Williams	DT	6-3	290	4/6/99	23	2	Louisiana Tech	Crowley, TX	D3-21
94	Josh Sweat	DE	6-5	265	3/29/97	25	5	Florida State	Chesapeake, VA	D4b-18
97	Javon Hargrave	DT	6-2	305	2/7/93	29	7	South Carolina State	Salisbury, NC	FA-Pit-20

PRACTICE SQUAD

13	Brett Kern	P	6-2	214	2/17/86	36	15	Toledo	Grand Island, NY	FA-22
21	Andre Chachere	S	6-0	197	2/10/96	26	2	San Jose State	San Fresno, CA	W-Ind-21
31	Mario Goodrich	CB	6-0	186	1/12/00	22	R	Clemson	Lee's Summit, MO	UDFA-22
37	Mac McCain	CB	6-0	185	2/6/98	24	2	North Carolina A&T	Greensboro, NC	W-Den-21
41	Anthony Harris	S	6-1	202	10/9/91	31	8	Virginia	Chesterfield, VA	FA-22
50	Fred Johnson	T	6-7	326	6/5/97	25	4	Florida	Royal Palm Beach, FL	FA-22
52	Davion Taylor	LB	6-1	230	8/5/98	24	3	Colorado	Magnolia, MS	D3-20
66o	Roderick Johnson	T	6-7	301	11/28/95	27	5	Florida State	Florissant, MO	FA-22
66d	Matt Leo	DE	6-7	280	5/8/92	30	1	Iowa State	Adelaide, Australia	FA-20
67	Cameron Tom	C	6-4	300	6/21/95	27	5	Southern Mississippi	Baton Rouge, LA	FA-22
73	Marvin Wilson	DT	6-4	303	9/5/98	24	1	Florida State	Bellaire, TX	FA-21
75	Tarron Jackson	DE	6-2	254	6/22/98	24	2	Coastal Carolina	Aiken, SC	D6b-21
76	Tyrese Robinson	G	6-3	317	8/21/99	23	R	Oklahoma	Boyd, TX	FA-22
82	Devon Allen	WR	6-1	190	12/12/94	28	R	Oregon	Phoenix, AZ	FA-22
83	Noah Togiai	TE	6-4	244	7/6/97	25	2	Oregon State	West Valley City, UT	FA-21
84	Greg Ward	WR	5-11	190	7/12/95	27	4	Houston	Tyler, TX	FA-19
-	---	--	---	---	---	--	--	---	---	---

RESERVE/PHYSICALLY UNABLE TO PERFORM

64	Brett Toth	T/G	6-6	304	9/1/96	26	4	Army	Charleston, SC	W-Ari-20
----	------------	-----	-----	-----	--------	----	---	------	----------------	----------

RESERVE/NON-FOOTBALL INJURY

-	Noah Elliss	DT	6-4	346	3/31/99	23	R	Idaho	Highlands Ranch, CO	UDFA-22
---	-------------	----	-----	-----	---------	----	---	-------	---------------------	---------

RESERVE/INJURED

8	Arryn Siposs	P	6-2	212	11/25/92	30	2	Auburn	Melbourne, Australia	FA-21
23	C.J. Gardner-Johnson	S	5-11	210	12/20/97	25	4	Florida	Cocoa, FL	T-NO-22
80	Tyree Jackson	TE	6-7	249	11/7/97	25	2	Buffalo	Norton Shores, MI	FA-21
95	Marlon Tuipulotu	DT	6-2	307	5/31/99	23	2	USC	Independence, OR	D6a-21
96	Derek Barnett	DE	6-3	259	6/25/96	26	6	Tennessee	Brentwood, TN	D1-17
98	Robert Quinn	DE	6-4	245	5/18/90	32	12	North Carolina	North Charleston, SC	T-Chi-22



	#	NAME	POS	HT	WT	DOB	AGE	EXP	COLLEGE	HOMETOWN	HOW ACQ
QB	1	Jalen Hurts	QB	6-1	223	8/7/98	24	3	Oklahoma	Channelview, TX	D2-20
	10	Gardner Minshew	QB	6-1	225	5/16/96	26	4	Washington State	Brandon, MS	T-Jax-21
	19	Ian Book	QB	6-0	206	3/30/98	24	2	Notre Dame	El Dorado Hills, CA	W-NO-22
RB	14	Kenneth Gainwell	RB	5-8	201	3/14/99	23	2	Memphis	Yazoo City, MS	D5-21
	26	Miles Sanders	RB	5-11	211	5/1/97	25	4	Penn State	Pittsburgh, PA	D2a-19
	34	Trey Sermon	RB	6-0	215	1/30/99	23	2	Ohio State	Marietta, GA	W-SF-22
	35	Boston Scott	RB	5-6	203	4/27/95	27	4	Louisiana Tech	Zachary, LA	PS-NO-18
WR	3	Zach Pascal	WR	6-2	215	12/18/94	28	5	Old Dominion	Upper Marlboro, MD	FA-Ind-22
	6	DeVonta Smith	WR	6-0	170	11/14/98	24	2	Alabama	Amite, LA	D1-21
	11	A.J. Brown	WR	6-1	226	6/30/97	25	4	Mississippi	Starkville, MS	T-Ten-22
	16	Quez Watkins	WR	6-0	193	6/9/98	24	3	Southern Mississippi	Athens, AL	D6b-20
	18	Britain Covey	WR	5-8	173	3/18/97	25	R	Utah	Provo, UT	UDFA-22
	82	Devon Allen (PS)	WR	6-1	190	12/12/94	28	R	Oregon	Phoenix, AZ	FA-22
TE	84	Greg Ward (PS)	WR	5-11	190	7/12/95	27	4	Houston	Tyler, TX	FA-19
	80	Tyree Jackson (IR)	TE	6-7	249	11/7/97	25	2	Buffalo	Norton Shores, MI	FA-21
	81	Grant Calcaterra	TE	6-4	240	12/4/98	24	R	Southern Methodist	Rancho Santa Margarita, CA	D6b-22
	83	Noah Togiai (PS)	TE	6-4	244	7/6/97	25	2	Oregon State	West Valley City, UT	FA-21
	88	Dallas Goedert	TE	6-5	256	1/3/95	27	5	South Dakota State	Britton, SD	D2-18
OFFENSIVE LINE	89	Jack Stoll	TE	6-4	247	1/28/98	24	2	Nebraska	Aurora, CO	UDFA-21
	50	Fred Johnson (PS)	T	6-7	326	6/5/97	25	4	Florida	Royal Palm Beach, FL	FA-22
	51	Cam Jurgens	C/G	6-3	303	8/21/99	23	R	Nebraska	Beatrice, NE	D2-22
	56	Isaac Seumalo	G	6-4	303	10/29/93	29	7	Oregon State	Corvallis, OR	D3-16
	61	Josh Sills	G	6-6	325	1/26/98	24	R	Oklahoma State	Byesville, OH	UDFA-22
	62	Jason Kelce	C	6-3	295	11/5/87	35	12	Cincinnati	Cleveland, OH	D6a-11
	63	Jack Driscoll	T/G	6-5	312	4/1/97	25	3	Auburn	Madison, CT	D4b-20
	64	Brett Toth (PUP)	T/G	6-6	304	9/1/96	26	4	Army	Charleston, SC	W-Ari-20
	65	Lane Johnson	T	6-6	325	5/8/90	32	10	Oklahoma	Groveton, TX	D1-13
	66	Roderick Johnson (PS)	T	6-7	301	11/28/95	27	5	Florida State	Florissant, MO	FA-22
	67	Cameron Tom (PS)	C	6-4	300	6/21/95	27	5	Southern Mississippi	Baton Rouge, LA	FA-22
	68	Jordan Mailata	T	6-8	365	3/31/97	25	5	---	Sydney, Australia	D7-18
	69	Landon Dickerson	G	6-6	332	9/30/98	24	2	Alabama	Hudson, NC	D2-21
DEFENSIVE LINE	76	Tyrese Robinson (PS)	G	6-3	317	8/21/99	23	R	Oklahoma	Boyd, TX	FA-22
	77	Andre Dillard	T	6-5	315	10/3/95	27	4	Washington State	Woodinville, WA	D1-19
	78	Sua Opeta	G	6-4	305	8/15/96	26	3	Weber State	Stansbury Park, UT	UDFA-19
	55	Brandon Graham	DE	6-2	265	4/3/88	34	13	Michigan	Detroit, MI	D1-10
	59	Janarius Robinson	DE	6-5	258	5/4/98	24	2	Florida State	Panama City, FL	PS-Min-22
	66	Matt Leo (PS)	DE	6-7	280	5/8/92	30	1	Iowa State	Adelaide, Australia	FA-20
	72	Linval Joseph	DT	6-4	329	10/10/88	34	13	East Carolina	Alachua, FL	FA-LAC-22
	73	Marvin Wilson (PS)	DT	6-4	303	9/5/98	24	1	Florida State	Bellaire, TX	FA-21
	74	Ndamukong Suh	DT	6-4	313	1/6/87	35	13	Nebraska	Portland, OR	FA-TB-22
	75	Tarron Jackson (PS)	DE	6-2	254	6/22/98	24	2	Coastal Carolina	Aiken, SC	D6b-21
	90	Jordan Davis	DT	6-6	336	1/12/00	22	R	Georgia	Charlotte, NC	D1-22
	91	Fletcher Cox	DT	6-4	310	12/13/90	32	11	Mississippi State	Yazoo City, MS	D1-12
	93	Milton Williams	DT	6-3	290	4/6/99	23	2	Louisiana Tech	Crowley, TX	D3-21
	94	Josh Sweat	DE	6-5	265	3/29/97	25	5	Florida State	Chesapeake, VA	D4b-18
LB	95	Marlon Tuipulotu (IR)	DT	6-2	307	5/31/99	23	2	USC	Independence, OR	D6a-21
	96	Derek Barnett (IR)	DE	6-3	259	6/25/96	26	6	Tennessee	Brentwood, TN	D1-17
	97	Javon Hargrave	DT	6-2	305	2/7/93	29	7	South Carolina State	Salisbury, NC	FA-Pit-20
	98	Robert Quinn (IR)	DE	6-4	245	5/18/90	32	12	North Carolina	North Charleston, SC	T-Chi-22
	-	Noah Elliss (NFI)	DT	6-4	346	3/31/99	23	R	Idaho	Highlands Ranch, CO	UDFA-22
	7	Haason Reddick	LB	6-1	240	9/22/94	28	6	Temple	Camden, NJ	FA-Car-22
	17	Nakobe Dean	LB	5-11	231	12/13/00	22	R	Georgia	Horn Lake, MS	D3-22
	43	Kyzir White	LB	6-2	234	3/24/96	26	5	West Virginia	Emmaus, PA	FA-LAC-22
	48	Patrick Johnson	LB	6-2	248	1/10/98	24	2	Tulane	Chattanooga, TN	D7-21
	52	Davion Taylor (PS)	LB	6-1	230	8/5/98	24	3	Colorado	Magnolia, MS	D3-20
DEFENSIVE BACKS	53	Christian Elliss	LB	6-3	231	1/2/99	23	1	Idaho	Highlands Ranch, CO	FA-21
	54	Shaun Bradley	LB	6-1	240	4/8/97	25	3	Temple	Mount Holly, NJ	D6a-20
	57	T.J. Edwards	LB	6-1	242	8/12/96	26	4	Wisconsin	Lake Villa, IL	UDFA-19
	58	Kyron Johnson	LB	6-0	235	7/24/98	24	R	Kansas	Arlington, TX	D6a-22
	2	Darius Slay	CB	6-0	190	1/1/91	32	10	Mississippi State	Brunswick, GA	T-Det-20
	21	Andre Chachere (PS)	S	6-0	197	2/10/96	26	2	San Jose State	San Fresno, CA	W-Ind-21
	22	Marcus Epps	S	6-0	191	1/27/96	26	4	Wyoming	Huntington Beach, CA	W-Min-19
	23	C.J. Gardner-Johnson (IR)	S	5-11	210	12/20/97	25	4	Florida	Cocoa, FL	T-NO-22
	24	James Bradberry	CB	6-1	212	8/4/93	29	7	Samford	Pleasant Grove, AL	FA-22
	27	Zech McPhearson	CB	5-11	191	3/21/98	24	2	Texas Tech	Upper Marlboro, MD	D4-21
	28	Josh Jobe	CB	5-11	190	4/9/98	24	R	Alabama	Miami, FL	UDFA-22
	29	Avonte Maddox	CB	5-9	184	3/31/96	26	5	Pittsburgh	Detroit, MI	D4a-18
	31	Mario Goodrich (PS)	CB	6-0	186	1/12/00	22	R	Clemson	Lee's Summit, MO	UDFA-22
	32	Reed Blankenship	S	6-1	203	3/2/99	23	R	Middle Tennessee State	Lester, AL	UDFA-22
ST	33	Josiah Scott	CB	5-9	185	4/5/99	23	3	Michigan State	Hamilton, OH	T-Jax-21
	37	Mac McCain (PS)	CB	6-0	185	2/6/98	24	2	North Carolina A&T	Greensboro, NC	W-Den-21
	41	Anthony Harris (PS)	S	6-1	202	10/9/91	31	8	Virginia	Chesterfield, VA	FA-22
	42	K'Von Wallace	S	5-11	205	7/25/97	25	3	Clemson	Highland Springs, VA	D4a-20
	4	Jake Elliott	K	5-9	167	1/21/95	27	6	Memphis	La Grange, IL	PS-Cin-17
	8	Arryn Siposs (IR)	P	6-2	212	11/25/92	30	2	Auburn	Melbourne, Australia	FA-21
	13	Brett Kern (PS)	P	6-2	214	2/17/86	36	15	Toledo	Grand Island, NY	FA-22
	45	Rick Lovato	LS	6-2	249	9/9/92	30	6	Old Dominion	Middletown, NJ	FA-16



HOW ACQUIRED		
Year	Player	Acq
2010	Brandon Graham	D1
2011	Jason Kelce	D6a
2012	Fletcher Cox	D1
2013	Lane Johnson	D1
2016	Isaac Seumalo	D3
	Rick Lovato	FA
2017	Derek Barnett (IR)	D1
	Jake Elliott	PS-Cin
2018	Dallas Goedert	D2
	Avonte Maddox	D4a
	Josh Sweat	D4b
	Jordan Mailata	D7
	Boston Scott	PS-NO
2019	Andre Dillard	D1
	Miles Sanders	D2a
	Greg Ward (PS)	FA
	T.J. Edwards	UDFA
	Sua Opet	UDFA
	Marcus Epps	W-Min
2020	Jalen Hurts	D2
	Davion Taylor (PS)	D3
	K'Von Wallace	D4a
	Jack Driscoll	D4b
	Shaun Bradley	D6a
	Quez Watkins	D6b
	Javon Hargrave	FA-Pit
	Matt Leo (PS)	FA
	Darius Slay	T-Det
	Brett Toth (PUP)	W-Ari
2021	DeVonta Smith	D1
	Landon Dickerson	D2
	Milton Williams	D3
	Zech McPhearson	D4
	Kenneth Gainwell	D5
	Marlon Tuipulotu (IR)	D6a
	Tarron Jackson (PS)	D6b
	Patrick Johnson	D7
	Christian Elliss	FA
	Tyree Jackson (IR)	FA
	Arryn Siposs (IR)	FA
	Noah Togiai (PS)	FA
	Marvin Wilson (PS)	FA
	Jack Stoll	UDFA
	Gardner Minshew	T-Jax
	Josiah Scott	T-Jax
	Andre Chachere (PS)	W-Ind
	Mac McCain (PS)	W-Den
2022	Jordan Davis	D1
	Cam Jurgens	D2
	Nakobe Dean	D3
	Kyron Johnson	D6a
	Grant Calcaterra	D6b
	Zach Pascal	FA-Ind
	Haason Reddick	FA-Car
	Linval Joseph	FA-LAC
	Ndamukong Suh	FA-TB
	Kyzir White	FA-LAC
	Devon Allen (PS)	FA
	James Bradberry	FA
	Anthony Harris (PS)	FA
	Fred Johnson (PS)	FA
	Roderick Johnson (PS)	FA
	Brett Kern (PS)	FA
	Tyrese Robinson (PS)	FA
	Cameron Tom (PS)	FA
	Reed Blankenship	UDFA
	Britain Covey	UDFA
	Noah Elliss (NFI)	UDFA
	Mario Goodrich (PS)	UDFA
	Josh Jobe	UDFA
	Josh Sills	UDFA
	A.J. Brown	T-Ten
	C.J. Gardner-Johnson (IR)	T-NO
	Robert Quinn (IR)	T-Chi
	Ian Book	W-NO
	Trey Sermon	W-SF
	Janarius Robinson	PS-Min

BY DRAFT ROUND			
Rd	Player	Team	Year
1st	Brandon Graham	Phi	2010
	Ndamukong Suh	Det	2010
	Robert Quinn (IR)	StL	2011
	Fletcher Cox	Phi	2012
	Lane Johnson	Phi	2013
	Derek Barnett (IR)	Phi	2017
	Haason Reddick	Car	2017
	Andre Dillard	Phi	2019
	DeVonta Smith	Phi	2021
	Jordan Davis	Phi	2022
2nd	Linval Joseph	NYG	2010
	Darius Slay	Det	2013
	James Bradberry	Car	2016
	Dallas Goedert	Phi	2018
	A.J. Brown	Ten	2019
	Miles Sanders	Phi	2019
	Jalen Hurts	Phi	2020
	Landon Dickerson	Phi	2021
	Cam Jurgens	Phi	2022
3rd	Javon Hargrave	Pit	2016
	Isaac Seumalo	Phi	2016
	Davion Taylor (PS)	Phi	2020
	Trey Sermon	SF	2021
	Milton Williams	Phi	2021
	Nakobe Dean	Phi	2022
4th	Avonte Maddox	Phi	2018
	Josh Sweat	Phi	2018
	Kyzir White	LAC	2018
	C.J. Gardner-Johnson (IR)	NO	2019
	Jack Driscoll	Phi	2020
	Josiah Scott	Jax	2020
	K'Von Wallace	Phi	2020
	Ian Book	NO	2021
	Zech McPhearson	Phi	2021
	Janarius Robinson	Min	2021
5th	Jake Elliott	Cin	2017
	Roderick Johnson (PS)	Cle	2017
	Kenneth Gainwell	Phi	2021
6th	Jason Kelce	Phi	2011
	Boston Scott	NO	2018
	Marcus Epps	Min	2019
	Gardner Minshew	Jax	2019
	Shaun Bradley	Phi	2020
	Quez Watkins	Phi	2020
	Tarron Jackson (PS)	Phi	2021
	Marlon Tuipulotu (IR)	Phi	2021
	Grant Calcaterra	Phi	2022
	Kyron Johnson	Phi	2022
7th	Jordan Mailata	Phi	2018
	Patrick Johnson	Phi	2021
FA	Brett Kern (PS)	Den	2008
	Anthony Harris (PS)	Min	2015
	Rick Lovato	Chi	2015
	Zach Pascal	Was	2017
	Cameron Tom (PS)	NO	2017
	Greg Ward (PS)	Phi	2017
	Andre Chachere (PS)	Hou	2018
	T.J. Edwards	Phi	2019
	Tyree Jackson (IR)	Buf	2019
	Fred Johnson (PS)	Pit	2019
	Sua Opet	Phi	2019
	Brett Toth (PUP)	Phi	2019
	Matt Leo (PS)	Phi	2020
	Arryn Siposs (IR)	Det	2020
	Noah Togiai (PS)	Phi	2020
	Christian Elliss	Min	2021
	Mac McCain (PS)	Den	2021
	Jack Stoll	Phi	2021
	Marvin Wilson (PS)	Cle	2021
	Devon Allen (PS)	Phi	2022
	Reed Blankenship	Phi	2022
	Britain Covey	Phi	2022
	Noah Elliss (NFI)	Phi	2022
	Mario Goodrich (PS)	Phi	2022
	Josh Jobe	Phi	2022
	Tyrese Robinson (PS)	Was	2022
	Josh Sills	Phi	2022

BY EXPERIENCE			
Player	Exp	G/S	w/Phi
Brett Kern (PS)	15	221/0	2/0
Brandon Graham	13	176/104	
Linval Joseph	13	177/168	6/6
Ndamukong Suh	13	197/191	6/0
Jason Kelce	12	174/174	
Robert Quinn (IR)	12	168/142	5/0
Fletcher Cox	11	171/165	
Lane Johnson	10	127/127	
Darius Slay	10	149/139	46/45
Anthony Harris (PS)	8	98/61	14/14
James Bradberry	7	107/106	15/15
Javon Hargrave	7	109/94	46/42
Isaac Seumalo	7	79/58	
Derek Barnett (IR)	6	65/45	
Jake Elliott	6	94/0	
Rick Lovato	6	103/0	99/0
Haason Reddick	6	95/62	15/15
Dallas Goedert	5	67/50	
Roderick Johnson (PS)	5	29/6	0/0
Avonte Maddox	5	60/36	
Jordan Mailata	5	43/38	
Zach Pascal	5	79/45	15/1
Josh Sweat	5	70/31	
Cameron Tom (PS)	5	13/1	0/0
Kyzir White	5	62/43	15/6
A.J. Brown	4	58/50	15/13
Andre Dillard	4	41/9	
T.J. Edwards	4	59/45	
Marcus Epps	4	60/23	52/23
C.J. Gardner-Johnson (IR)	4	54/42	11/11
Fred Johnson (PS)	4	28/8	0/0
Gardner Minshew	4	31/23	8/3
Miles Sanders	4	55/47	
Boston Scott	4	58/12	
Brett Toth (PUP)	4	17/1	
Greg Ward (PS)	4	40/13	
Shaun Bradley	3	44/1	
Jack Driscoll	3	35/14	
Jalen Hurts	3	44/33	
Sua Opet	3	25/4	
Josiah Scott	3	33/4	27/4
Davion Taylor (PS)	3	21/7	
K'Von Wallace	3	43/7	
Quez Watkins	3	38/20	
Ian Book	2	1/1	0/0
Andre Chachere (PS)	2	23/1	
Landon Dickerson	2	29/28	
Kenneth Gainwell	2	31/1	
Tarron Jackson (PS)	2	21/0	
Tyree Jackson (IR)	2	14/3	
Patrick Johnson	2	31/2	
Mac McCain (PS)	2	2/0	
Zech McPhearson	2	31/1	
Janarius Robinson	2	0/0	
Trey Sermon	2	11/2	2/0
Arryn Siposs (IR)	2	30/0	
DeVonta Smith	2	32/31	
Jack Stoll	2	31/15	
Noah Togiai (PS)	2	7/0	3/0
Marlon Tuipulotu (IR)	2	14/1	
Milton Williams	2	32/2	
Christian Elliss	1	5/0	
Matt Leo (PS)	1	0/0	
Marvin Wilson (PS)	1	2/0	
Devon Allen (PS)	R	0/0	
Reed Blankenship	R	8/3	
Grant Calcaterra	R	13/2	
Britain Covey	R	15/0	
Jordan Davis	R	11/5	
Nakobe Dean	R	15/0	
Noah Elliss (NFI)	R	0/0	
Mario Goodrich (PS)	R	0/0	
Josh Jobe	R	9/0	
Kyron Johnson	R	14/0	
Cam Jurgens	R	15/0	
Tyrese Robinson (PS)	R	0/0	
Josh Sills	R	1/0	



JANUARY

- ▶ **01/18/22** - Signed the following players to reserve/future contracts: G/T **Kayode Awosika**, WR **Deon Cain**, LB **Christian Elliss**, CB **Craig James**, DE **Matt Leo**, DE **Cameron Malveaux**, S **Jared Mayden**, CB **Mac McCain**, LB **JaCoby Stevens**, TE **Noah Togiai** and DT **Marvin Wilson**

FEBRUARY

- ▶ **02/03/22** - Signed WR **John Hightower** to reserve/future contract
- ▶ **02/25/22** - Signed DT **Renell Wren**

MARCH

- ▶ **03/15/22** - Agreed to terms with S **Andre Chachere** on 1-year contract ... Agreed to terms with WR **Greg Ward** on 1-year contract ... Tendered restricted free agent C/G **Nate Herbig**
- ▶ **03/16/22** - Agreed to terms with LB **Haason Reddick** on 3-year contract
- ▶ **03/17/22** - Released DT **Fletcher Cox**
- ▶ **03/18/22** - Agreed to terms with S **Anthony Harris** on 1-year contract
- ▶ **03/19/22** - Agreed to terms with DT **Fletcher Cox** on 1-year contract ... Agreed to terms with RB **Boston Scott** on 1-year contract
- ▶ **03/21/22** - Agreed to terms with WR **Zach Pascal** on 1-year contract
- ▶ **03/24/22** - Signed DE **Derek Barnett** to 2-year contract
- ▶ **03/26/22** - Agreed to terms with LB **Kyzir White** on 1-year contract

APRIL

- ▶ **04/04/22** - Agreed to trade 2022 picks No. 16, 19, and 194 to New Orleans in exchange for 2022 picks No. 18, 101, 237, a 2023 1st-round pick, and a 2024 2nd-round pick
- ▶ **04/08/22** - Signed WR **Devon Allen** to 3-year contract
- ▶ **04/25/22** - C/G **Nate Herbig** signed his restricted free agent tender
- ▶ **04/28/22** - Traded 2022 1st-round pick (No. 15 overall), 2022 4th-round pick (No. 124 overall) and two 2022 5th-round picks (No. 162 and 166 overall) to Houston in exchange for 2022 1st-round pick (No. 13 overall) ... Selected DT **Jordan Davis** with 13th overall pick in 2022 NFL Draft ... Traded 2022 1st-round pick (No. 18 overall) and 2022 3rd-round pick (No. 101 overall) to Tennessee for WR **A.J. Brown**
- ▶ **04/29/22** - Selected C/G **Cam Jurgens** with 51st overall pick in 2022 NFL Draft ... Selected LB **Nakobe Dean** with 83rd overall pick in 2022 NFL Draft
- ▶ **04/30/22** - Traded 2022 5th-round pick (No. 154 overall) to Jacksonville for two 2022 6th-round picks (No. 188 and 198 overall) ... Traded 2022 6th-round pick (No. 188 overall) and 2022 7th-round pick (No. 237 overall) to Detroit for 2022 6th-round pick (No. 181 overall) ... Selected LB **Kyron Johnson** with 181st overall pick in 2022 NFL Draft ... Selected TE **Grant Calcaterra** with 198th overall pick in 2022 NFL Draft

MAY

- ▶ **05/02/22** - Signed WR **A.J. Brown** to 4-year contract extension
- ▶ **05/04/22** - Waived C/G **Nate Herbig**
- ▶ **05/05/22** - Signed the following draft picks: DT **Jordan Davis**, LB **Kyron Johnson** and TE **Grant Calcaterra**
- ▶ **05/06/22** - Signed the following 12 undrafted free agents: CB **Josh Blackwell**, S **Reed Blankenship**, RB **Kennedy Brooks**, WR **Britain Covey**, G **William Dunkle**, DT **Noah Elliss**, LB **Ali Fayad**, CB **Mario Goodrich**, CB **Josh Jobe**, G **Josh Sills**, QB **Carson Strong** and T **Jarrid Williams**
- ▶ **05/16/22** - Signed LB **Nakobe Dean** and WR **Keric Wheatfall**
- ▶ **05/17/22** - Claimed WR **Josh Hammond** off waivers
- ▶ **05/18/22** - Agreed to terms with CB **James Bradberry** on 1-year contract
- ▶ **05/23/22** - Claimed CB **Jimmy Moreland** off waivers ... Released LB **Joe Ostman**

JUNE

- ▶ **06/17/22** - Agreed to terms with S **Jaquiski Tarta** on 1-year contract

JULY

- ▶ **07/01/22** - Signed C/G **Cam Jurgens**

- ▶ **07/18/22** - Released CB **Craig James**

- ▶ **07/26/22** - Signed DT **Kobe Smith** ... Waived WR **Josh Hammond** ... Waived non-football injury DT **Noah Elliss**
- ▶ **07/27/22** - Signed TE **Jaeden Graham**, WR **Lance Lenoir** and C **Cameron Tom** ... Waived T **Jarrid Williams** ... Placed TE **Tyree Jackson**, TE **Richard Rodgers** and T/G **Brett Toth** on Active/PUP

AUGUST

- ▶ **08/03/22** - Activated TE **Richard Rodgers** from Active/PUP
- ▶ **08/05/22** - Placed TE **Jaeden Graham** on Reserve/Injured
- ▶ **08/07/22** - Signed T **Jarrid Williams**
- ▶ **08/11/22** - Signed RB **DeAndre Torrey** ... Waived/Injured WR **Keric Wheatfall**
- ▶ **08/14/22** - Waived G **William Dunkle** and LB **Ali Fayad**
- ▶ **08/15/22** - Acquired DB **Ugo Amadi** from Seattle in exchange for TE **J.J. Arcega-Whiteside**
- ▶ **08/16/22** - Waived/Injured WR **Lance Lenoir**, S **Jared Mayden** and CB **Jimmy Moreland**
- ▶ **08/23/22** - Waived T **Jarrid Williams**, RB **DeAndre Torrey** and CB **Josh Blackwell** ... Placed TE **Tyree Jackson** and T/G **Brett Toth** on Reserve/Physically Unable to Perform
- ▶ **08/24/22** - Agreed to trade DB **Ugo Amadi** to Tennessee for a swap of late-round 2024 draft selections
- ▶ **08/25/22** - Signed CB **Josh Blackwell**
- ▶ **08/30/22** - Acquired S **C.J. Gardner-Johnson** and 7th-round draft pick in 2025 from New Orleans in exchange for 2023 5th-round draft pick and the later of the Eagles' two 6th-round picks in 2024 ... Placed WR **Greg Ward** on Reserve/Injured ... Released WR **Deon Cain**, T **Le'Raven Clark**, S **Anthony Harris**, TE **Richard Rodgers**, S **Jaquiski Tarta**, and C **Cameron Tom** ... Waived WR **Devon Allen**, C/G **Jack Anderson**, G/T **Kayode Awosika**, CB **Josh Blackwell**, RB **Kennedy Brooks**, S **Andre Chachere**, WR **Britain Covey**, LB **Christian Elliss**, CB **Mario Goodrich**, CB **Tay Gowan**, WR **John Hightower**, RB **Jason Huntley**, DE **Matt Leo**, CB **Mac McCain**, QB **Reid Sinnett**, LB **JaCoby Stevens**, QB **Carson Strong**, TE **Noah Togiai**, CB **Kary Vincent**, DT **Marvin Wilson**, and DT **Renell Wren** ... Waived/injured DT **Kobe Smith**
- ▶ **08/31/22** - Claimed QB **Ian Book** off waivers ... Traded WR **Jalen Reagor** to Minnesota for 7th-round pick in 2023 and conditional 4th-round pick in 2024 ... Signed WR **Devon Allen**, G/T **Kayode Awosika**, RB **Kennedy Brooks**, WR **Deon Cain**, S **Andre Chachere**, T **Le'Raven Clark**, WR **Britain Covey**, LB **Christian Elliss**, CB **Mario Goodrich**, S **Anthony Harris**, DE **Matt Leo**, QB **Reid Sinnett**, TE **Noah Togiai**, C **Cameron Tom**, and DT **Marvin Wilson** to practice squad ... Waived LB **Davion Taylor**

SEPTEMBER

- ▶ **09/01/22** - Claimed RB **Trey Sermon** off waivers ... Signed RB **La'Mical Perine** and LB **Davion Taylor** to practice squad
- ▶ **09/05/22** - Signed CB **Mac McCain** to practice squad ... Released S **Anthony Harris** from practice squad
- ▶ **09/06/22** - Placed T **Andre Dillard** on Reserve/Injured
- ▶ **09/07/22** - Signed TE **Dalton Keene** and WR **Auden Tate** to practice squad ... Released RB **La'Mical Perine** and QB **Reid Sinnett** from practice squad
- ▶ **09/10/22** - Elevated WR **Britain Covey** and TE **Noah Togiai** from practice squad for Week 1 at Detroit
- ▶ **09/13/22** - Placed DE **Derek Barnett** on Reserve/Injured ... Signed DE **Janarius Robinson** from Vikings practice squad to active roster
- ▶ **09/16/22** - Signed T **Jarrid Williams** to practice squad
- ▶ **09/19/22** - Elevated WR **Britain Covey** and TE **Noah Togiai** from practice squad for Week 2 vs. Minnesota
- ▶ **09/24/22** - Elevated WR **Britain Covey** from practice squad for Week 3 at Washington



- **09/28/22** - Signed T **Roderick Johnson** to practice squad

OCTOBER

- **10/01/22** - Signed WR **Britain Covey** from practice squad to active roster ... Elevated S **Andre Chachere** from practice squad for Week 4 vs. Jacksonville
- **10/03/22** - Signed G **Tyrese Robinson** to practice squad
- **10/04/22** - Released TE **Dalton Keene** from practice squad
- **10/05/22** - Signed K **Cameron Dicker** to practice squad ... Activated 21-day practice window for T **Andre Dillard**
- **10/08/22** - Elevated K **Cameron Dicker** and S **Andre Chachere** from practice squad for Week 5 at Arizona
- **10/15/22** - Activated T **Andre Dillard** from Reserve/Injured ... Placed DE **Janarius Robinson** on Reserve/Injured ... Elevated S **Andre Chachere** from practice squad for Week 6 vs. Dallas ... Placed T **Jarrid Williams** on Practice Squad Reserve/Injured
- **10/24/22** - Signed WR **Greg Ward** to practice squad
- **10/26/22** - Activated 21-day practice window for TE **Tyree Jackson** ... Acquired DE **Robert Quinn** from the Chicago Bears in exchange for a 4th-round draft choice in 2023 ... Released DE **Tarron Jackson**
- **10/29/22** - Released K **Cameron Dicker** from practice squad ... Signed DE **Tarron Jackson** to practice squad
- **10/31/22** - Signed CB **Javelin Guidry** to practice squad ... Released WR **Deon Cain** from practice squad

NOVEMBER

- **11/2/22** - Placed DT **Jordan Davis** on Reserve/Injured
- **11/3/22** - Elevated DT **Marvin Wilson** from practice squad for Week 9 at Houston
- **11/8/22** - Signed S **Andre Chachere** from practice squad to active roster ... Signed T **Fred Johnson** to practice squad
- **11/14/22** - Placed CB **Avonte Maddox** on Reserve/Injured ... Elevated CB **Mario Goodrich** from practice squad for Week 10 vs. Washington
- **11/15/22** - Released WR **Auden Tate** from practice squad
- **11/16/22** - Agreed to terms with DT **Linval Joseph** on 1-year contract ... Signed S **Marquise Blair** to practice squad ... Placed TE **Dallas Goedert** and DT **Marlon Tuipulotu** on Reserve/Injured ... Activated TE **Tyree Jackson** from Reserve/Physically Unable to Perform ... Activated 21-day practice window for DE **Janarius Robinson**
- **11/17/22** - Agreed to terms with DT **Ndamukong Suh** on 1-year contract ... Signed WR **Auden Tate** to practice squad ... Released CB **Mac McCain** from practice squad
- **11/22/22** - Released T **Jarrid Williams** from Practice Squad Reserve/Injured ... Released WR **Auden Tate** from practice squad
- **11/23/22** - Signed CB **Mac McCain** to practice squad
- **11/24/22** - Signed DT **Anthony Rush** to practice squad
- **11/25/22** - Released G **Tyrese Robinson** from the practice squad
- **11/29/22** - Released RB **Kennedy Brooks** and T **Roderick Johnson** from practice squad
- **11/30/22** - Signed WR **Auden Tate**, WR **Kawaan Baker** and G **Tyrese Robinson** to the practice squad ... Released DT **Marvin Wilson** from the practice squad ... Activated 21-day practice window for DT **Jordan Davis**

DECEMBER

- **12/3/22** - Activated DT **Jordan Davis** from Reserve/Injured ... Elevated LB **Christian Elliss** from practice squad for Week 13 vs. Tennessee ... Placed S **C.J. Gardner-Johnson** on Reserve/Injured
- **12/6/22** - Activated DE **Janarius Robinson** to active roster from Reserve/Injured ... Released S **Andre Chachere** from active roster ... Placed DE **Robert Quinn** on Reserve/Injured ... Released DT **Anthony Rush**, CB **Javelin Guidry** and WR **Kawaan Baker** from practice squad
- **12/7/22** - Signed DT **Marvin Wilson** and T **Roderick Johnson** to practice squad ... Activated 21-day practice window for CB **Avonte Maddox**

- **12/8/22** - Signed S **Andre Chachere** to practice squad

- **12/10/22** - Activated CB **Avonte Maddox** from Reserve/Injured ... Elevated LB **Christian Elliss** from practice squad for Week 14 at N.Y. Giants
- **12/13/22** - Signed P **Brett Kern** and S **Anthony Harris** to practice squad ... Placed P **Arryn Siposs** on Reserve/Injured ... Released WR **Auden Tate** and S **Marquise Blair** from practice squad
- **12/17/22** - Elevated LB **Christian Elliss** and P **Brett Kern** from practice squad for Week 15 at Chicago
- **12/20/22** - Activated TE **Dallas Goedert** from Reserve/Injured
- **12/23/22** - Signed LB **Christian Elliss** from practice squad to active roster ... Elevated P **Brett Kern** from practice squad for Week 16 at Dallas ... Placed TE **Tyree Jackson** on Reserve/Injured



	OFFENSE											
	QB	RB	WR	WR	WR/TE	TE	TE	LT	LG	C	RG	RT
@Det	Hurts	Sanders	Brown	Smith	---	Goedert	Stoll	Mailata	Dickerson	Kelce	Seumalo	Johnson
Min	Hurts	Sanders	Brown	Smith	Watkins	Goedert	---	Mailata	Dickerson	Kelce	Seumalo	Johnson
@Was	Hurts	Sanders	Brown	Smith	Watkins	Goedert	---	Mailata	Dickerson	Kelce	Seumalo	Johnson
Jax	Hurts	Sanders	Brown	Smith	---	Goedert	Stoll	Mailata	Dickerson	Kelce	Seumalo	Johnson
@Ari	Hurts	Sanders	Smith	---	Calcaterra	Goedert	Stoll	Driscoll	Dickerson	Kelce	Seumalo	Johnson
Dal	Hurts	Sanders	Brown	Smith	---	Goedert	Stoll	Mailata	Dickerson	Kelce	Seumalo	Johnson
Pit	Hurts	Sanders	Brown	Smith	Watkins	Goedert	---	Mailata	Dickerson	Kelce	Seumalo	Johnson
@Hou	Hurts	Sanders	Brown	Smith	---	Goedert	Stoll	Mailata	Dickerson	Kelce	Seumalo	Johnson
Was	Hurts	Scott	Brown	Smith	Pascal	Goedert	---	Mailata	Dickerson	Kelce	Seumalo	Johnson
@Ind	Hurts	Sanders	Brown	Smith	Watkins	Stoll	---	Mailata	Dickerson	Kelce	Seumalo	Johnson
GB	Hurts	Scott	Brown	Smith	Watkins	Stoll	---	Mailata	Dickerson	Kelce	Seumalo	Johnson
Ten	Hurts	Sanders	Brown	Smith	Watkins	Stoll	---	Mailata	Dickerson	Kelce	Seumalo	Johnson
@NYG	Hurts	Sanders	Brown	Smith	---	Stoll	Calcaterra	Mailata	Dickerson	Kelce	Seumalo	Johnson
@Chi	Hurts	Sanders	Brown	Smith	Watkins	Stoll	---	Mailata	Dickerson	Kelce	Seumalo	Johnson
@Dal	Minshew	Sanders	Brown	Smith	Watkins	Goedert	---	Mailata	Dickerson	Kelce	Seumalo	Johnson
NO												
NYG												

	DEFENSE											
	DE	DT	DT	DE/DT	SAM	MIKE	WILL	CB	CB	NCB	S	S
@Det	Sweat	Hargrave	Cox	---	Reddick	Edwards	White	Bradberry	Slay	Maddox	Epps	Gardner-Johnson
Min	Sweat	Hargrave	Cox	---	Reddick	Edwards	White	Bradberry	Slay	Maddox	Epps	Gardner-Johnson
@Was	Sweat	Hargrave	Cox	Davis	Reddick	Edwards	---	Bradberry	Slay	Maddox	Epps	Gardner-Johnson
Jax	Sweat	Hargrave	Cox	Davis	Reddick	Edwards	---	Bradberry	Slay	Scott	Epps	Gardner-Johnson
@Ari	Sweat	Hargrave	Cox	Davis	Reddick	Edwards	---	Bradberry	Slay	Scott	Epps	Gardner-Johnson
Dal	Sweat	Hargrave	Cox	Davis	Reddick	Edwards	White	Bradberry	Slay	---	Epps	Gardner-Johnson
Pit	Sweat	Hargrave	Cox	Davis	Reddick	Edwards	---	Bradberry	Slay	Maddox	Epps	Gardner-Johnson
@Hou	Sweat	Hargrave	Cox	---	Reddick	Edwards	White	Bradberry	Slay	Maddox	Epps	Gardner-Johnson
Was	Sweat	Hargrave	Cox	Tuipulotu	Reddick	Edwards	---	Braderry	Slay	Scott	Epps	Gardner-Johnson
@Ind	Sweat	Hargrave	Cox	Joseph	Reddick	Edwards	White	Bradberry	Slay	---	Epps	Gardner-Johnson
GB	Sweat	Hargrave	Cox	Joseph	Reddick	Edwards	---	Bradberry	Slay	Scott	Epps	Gardner-Johnson
Ten	Sweat	Hargrave	Cox	Joseph	Reddick	Edwards	White	Bradberry	Slay	---	Epps	Blankenship
@NYG	Sweat	Hargrave	Cox	Joseph	Reddick	Edwards	---	Bradberry	Slay	Maddox	Epps	Blankenship
@Chi	Sweat	Hargrave	Cox	Joseph	Reddick	Edwards	---	Bradberry	Slay	Maddox	Epps	Wallace
@Dal	Sweat	Hargrave	Cox	Joseph	Reddick	Edwards	---	Bradbery	Slay	Maddox	Epps	Blankenship
NO												
NYG												



PLAYER	@Det	Min	@Was	Jax	@Ari	Dal	Pit	@Hou	Was	@Ind	GB	Ten	@NYG	@Chi	@Dal	NO	NYG	G/S	IA	DNP
Barnett, Derek	P	IR	IR	IR	IR	IR	IR	IR	IR	IR	IR	IR	IR	IR	IR			1/0	---	---
Blankenship, Reed	IA	IA	IA	IA	P	IA	IA	P	P	P	P	S	S	IA	S			8/3	7	---
Book, Ian	IA	IA	IA	IA	IA	IA	IA	IA	IA	IA	IA	IA	IA	IA	DNP			0/0	14	1
Bradberry, James	CB	CB	CB	CB	CB	CB	CB	CB	CB	CB	CB	CB	CB	CB	CB			15/15	---	---
Bradley, Shaun	P	P	P	P	P	P	P	P	P	P	P	P	IA	P	P			14/0	1	---
Brown, A.J.	WR	WR	WR	WR	P	WR	WR	WR	WR	WR	WR	WR	WR	WR	WR			15/14	---	---
Calcaterra, Grant	IA	IA	P	P	TE	P	P	P	P	P	P	P	TE	P	P			13/2	2	---
Chachere, Andre	PS	PS	PS	P	P	P	PS	PS	P	P	P	P	PS	PS	PS			7/0	---	---
Covey, Britain	P	P	P	P	P	P	P	P	P	P	P	P	P	P	P			15/0	---	---
Cox, Fletcher	DT	DT	DT	DT	DT	DT	DT	DT	DT	DT	DT	DT	DT	DT	DT			15/15	---	---
Davis, Jordan	P	P	DT	DT	DT	DE	DT	IR	IR	IR	IR	P	P	P	P			11/5	---	---
Dean, Nakobe	P	P	P	P	P	P	P	P	P	P	P	P	P	P	P			15/0	---	---
Dicker, Cameron	X	X	X	X	P	PS	X	X	X	X	X	X	X	X	X			1/0	---	---
Dickerson, Landon	LG	LG	LG	LG	LG	LG	LG	LG	LG	LG	LG	LG	LG	LG	LG			15/15	---	---
Dillard, Andre	IR	IR	IR	IR	IR	P	P	P	P	P	P	P	P	P	P			10/0	---	---
Driscoll, Jack	P	P	P	P	LT	P	P	P	P	P	P	P	P	P	P			15/1	---	---
Edwards, T.J.	LB	LB	LB	LB	LB	LB	LB	LB	LB	LB	LB	LB	LB	LB	LB			15/15	---	---
Elliott, Jake	P	P	P	P	IA	P	P	P	P	P	P	P	P	P	P			14/0	1	---
Elliss, Christian	PS	PS	PS	PS	PS	PS	PS	PS	PS	PS	PS	P	P	P	P			4/0	---	---
Elliss, Noah	NFI	NFI	NFI	NFI	NFI	NFI	NFI	NFI	NFI	NFI	NFI	NFI	NFI	NFI	NFI			0/0	---	---
Epps, Marcus	S	S	S	S	S	S	S	S	S	S	S	S	S	S	S			15/15	---	---
Gainwell, Kenneth	P	P	P	P	P	P	P	P	P	P	P	P	P	P	P			15/0	---	---
Gardner-Johnson, C.J.	S	S	S	S	S	S	S	S	S	S	S	IR	IR	IR	IR			11/11	---	---
Goedert, Dallas	TE	TE	TE	TE	TE	TE	TE	TE	TE	IR	IR	IR	IR	IR	TE			10/10	---	---
Goodrich, Mario	PS	PS	PS	PS	PS	PS	PS	PS	DNP	PS	PS	PS	PS	PS	PS			0/0	---	1
Graham, Brandon	P	P	P	P	P	P	P	P	P	P	P	P	P	P	P			15/0	---	---
Hargrave, Javon	DT	DT	DT	DT	DT	DT	DT	DT	DT	DT	DT	DT	DT	DT	DT			15/15	---	---
Hurts, Jalen	QB	QB	QB	QB	QB	QB	QB	QB	QB	QB	QB	QB	QB	QB	IA			14/14	---	---
Jackson, Tarron	IA	P	P	P	P	IA	PS	PS	PS	PS	PS	PS	PS	PS	PS			4/0	2	---
Jackson, Tyree	PUP	PUP	PUP	PUP	PUP	PUP	PUP	PUP	PUP	P	P	P	P	P	IR			5/0	---	---
Jobe, Josh	P	P	P	P	P	IA	IA	P	IA	IA	IA	IA	P	P	P			9/0	6	---
Johnson, Kyron	P	P	P	P	P	P	P	P	P	P	P	P	P	P	IA			14/0	---	---
Johnson, Lane	RT	RT	RT	RT	RT	RT	RT	RT	RT	RT	RT	RT	RT	RT	RT			15/15	---	---
Johnson, Patrick	P	P	P	P	IA	P	P	P	P	P	P	P	P	P	P			14/0	1	---
Joseph, Linval	X	X	X	X	X	X	X	X	X	DT	DT	DT	DT	DT	DT			6/6	---	---
Jurgens, Cam	P	P	P	P	P	P	P	P	P	P	P	P	P	P	P			15/0	---	---
Kelce, Jason	C	C	C	C	C	C	C	C	C	C	C	C	C	C	C			15/15	---	---
Kern, Brett	X	X	X	X	X	X	X	X	X	X	X	X	X	P	P			2/0	---	---
Lovato, Rick	P	P	P	P	P	P	P	P	P	P	P	P	P	P	P			15/0	---	---
Maddox, Avonte	CB	CB	CB	IA	IA	P	CB	CB	IR	IR	IR	IR	CB	CB	CB			9/8	2	---
Mailata, Jordan	LT	LT	LT	LT	IA	LT	LT	LT	LT	LT	LT	LT	LT	LT	LT			14/14	1	---
Mayden, Jared	IR	IR	X	X	X	X	X	X	X	X	X	X	X	X	X			0/0	---	---
McPhearsen, Zech	P	P	P	P	P	P	P	P	P	P	P	P	P	P	P			15/0	---	---
Minshew, Gardner	DNP	DNP	DNP	DNP	DNP	DNP	P	DNP	DNP	DNP	DNP	P	P	DNP	QB			4/1	---	11
Opeta, Sua	P	P	P	P	P	P	P	IA	IA	IA	IA	IA	IA	IA	IA			7/0	7	---
Pascal, Zach	P	P	P	P	P	P	P	P	WR	P	P	P	P	P	P			15/1	---	---
Quinn, Robert	X	X	X	X	X	X	P	P	P	P	P	IA	IR	IR	IR			5/0	1	---
Reddick, Haason	LB	LB	LB	LB	LB	LB	LB	LB	LB	LB	LB	LB	LB	LB	LB			15/15	---	---
Robinson, Janarius	X	IA	IA	IA	IA	IR	IR	IR	IR	IR	IR	IR	IA	IA	IA			0/0	6	---
Sanders, Miles	RB	RB	RB	RB	RB	RB	RB	RB	P	RB	P	RB	RB	RB	RB			15/13	---	---
Scott, Boston	P	P	P	IA	IA	P	P	P	RB	P	RB	P	P	P	P			13/2	2	---
Scott, Josiah	P	P	P	CB	CB	P	P	IA	CB	P	CB	P	P	P	P			14/4	1	---
Sermon, Trey	IA	IA	IA	P	P	IA	IA	IA	IA	IA	IA	IA	IA	IA	IA			2/0	12	---
Seumalo, Isaac	RG	RG	RG	RG	RG	RG	RG	RG	RG	RG	RG	RG	RG	RG	RG			15/15	---	---
Sills, Josh	IA	IA	IA	IA	P	IA	IA	IA	IA	IA	IA	IA	IA	IA	IA			1/0	13	---
Siposs, Arryn	P	P	P	P	P	P	P	P	P	P	P	P	P	IR	IR			13/0	---	---
Slay, Darius	CB	CB	CB	CB	CB	CB	CB	CB	CB	CB	CB	CB	CB	CB	CB			15/15	---	---
Smith, DeVonta	WR	WR	WR	WR	WR	WR	WR	WR	WR	WR	WR	WR	WR	WR	WR			15/15	---	---
Stoll, Jack	TE	P	P	TE	TE	TE	P	TE	P	TE	TE	TE	TE	TE	P			15/10	---	---
Suh, Ndamukong	X	X	X	X	X	X	X	X	X	P	P	P	P	P	P			6/0	---	---
Sweat, Josh	DE	DE	DE	DE	DE	DE	DE	DE	DE	DE	DE	DE	DE	DE	DE			15/15	---	---
Togiaï, Noah	P	P	PS	PS	PS	PS	PS	PS	PS	PS	PS	PS	PS	PS	PS			2/0	---	---
Toth, Brett	PUP	PUP	PUP	PUP	PUP	PUP	PUP	PUP	PUP	PUP	PUP	PUP	PUP	PUP	PUP			0/0	---	---
Tuipulotu, Marlon	P	P	P	P	P	P	P	P	DT	IR	IR	IR	IR	IR	IR			9/1	---	---
Wallace, K'Von	P	P	P	P	P	P	P	P	P	P	P	P	P	S	P			15/1	---	---
Ward, Greg	IR	IR	IR	IR	IR	IR	PS	PS	PS	PS	PS	PS	PS	PS	PS			0/0	---	---
Watkins, Quez	P	WR	WR	P	P	P	WR	P	P	WR	WR	WR	P	WR	WR			15/8	---	---
White, Kyzir	LB	LB	P	P	P	LB	P	LB	P	LB	P	LB	P	P	P			15/6	---	---
Williams, Milton	P	P	P	P	P	P	P	P	P	P	P	P	P	P	P			15/0	---	---
Wilson, Marvin	PS	PS	PS	PS	PS	PS	PS	P	PS	PS	PS	X	PS	PS	PS			1/0	---	---





OFFENSE		@Det	Min	@Was	Jax	@Ari	Dal	Pit	@Hou	Was	@Ind	GB	Ten	@NYG	@Chi	@Dal	NO	NYG	Snap	Pct
TOTAL PLAYS		77	73	70	82	73	71	57	65	50	68	80	73	68	73	71			1,051	
QB	Jalen Hurts	77	73	70	82	73	71	46	65	50	68	80	64	63	73	IA			955	91%
	Gardner Minshew	DNP	DNP	DNP	DNP	DNP	DNP	11	DNP	DNP	DNP	DNP	9	5	DNP	71			96	9%
	Ian Book	IA	IA	IA	IA	IA	IA	IA	IA	IA	IA	IA	IA	IA	IA	DNP			0	0%
RB	Miles Sanders	40	39	41	55	54	44	29	42	29	44	43	39	45	40	38			622	59%
	Kenneth Gainwell	23	19	22	22	16	17	14	18	16	11	27	20	12	29	30			296	28%
	Boston Scott	14	15	7	IA	IA	10	13	5	5	13	10	17	12	4	3			128	12%
WR	Trey Sermon	IA	IA	IA	5	3	IA	IA	IA	IA	IA	IA	IA	IA	IA	IA			8	1%
	DeVonta Smith	74	72	62	71	72	63	42	58	43	64	74	63	62	70	66			956	91%
	A.J. Brown	67	64	56	70	54	61	39	56	39	60	77	60	58	65	65			891	85%
	Quez Watkins	41	43	33	49	43	42	37	35	29	36	66	37	32	48	51			622	59%
	Zach Pascal	17	31	30	20	13	9	23	20	21	29	9	28	19	18	12			299	28%
	Britain Covey	0	0	0	0	0	0	4	1	0	0	0	9	5	0	0			19	2%
TE	Greg Ward	IR	IR	IR	IR	IR	IR	PS	PS	PS	PS	PS	PS	PS	PS	PS			0	0%
	Dallas Goedert	71	61	45	74	70	70	42	59	50	IR	IR	IR	IR	IR	67			609	58%
	Jack Stoll	28	20	37	33	30	32	30	23	11	55	64	54	47	58	16			538	51%
	Grant Calcaterra	IA	IA	17	11	10	7	12	7	7	19	23	28	39	29	7			216	21%
	Tyree Jackson	PUP	PUP	PUP	PUP	PUP	PUP	PUP	PUP	PUP	9	5	8	9	3	IR			34	3%
	Noah Togiai	11	1	PS	PS	PS	PS	PS	PS	PS	PS	PS	PS	PS	PS	PS			12	1%
OFFENSIVE LINE	Jason Kelce	77	73	70	82	70	71	46	65	50	68	80	64	63	73	71			1,023	97%
	Isaac Seumalo	77	73	70	62	73	71	46	65	50	68	80	67	63	73	71			1,009	96%
	Lane Johnson	77	73	70	82	73	37	46	65	50	68	80	64	56	73	60			974	93%
	Landon Dickerson	77	73	59	82	26	68	50	65	50	68	76	64	68	73	71			970	92%
	Jordan Mailata	77	73	70	6	IA	71	53	65	50	68	80	73	68	73	71			898	85%
	Jack Driscoll	0	0	0	76	73	34	11	0	0	0	0	9	12	0	11			226	22%
	Sua Opet	0	0	11	20	47	3	11	IA	IA	IA	IA	IA	IA	IA	IA			92	9%
	Andre Dillard	IR	IR	IR	IR	IR	0	11	0	0	0	4	15	5	0	0			35	3%
	Cam Jurgens	0	0	0	0	3	0	11	1	0	0	2	11	5	1	0			34	3%
	Josh Sills	IA	IA	IA	IA	0	IA	IA	IA	IA	IA	IA	IA	IA	IA	IA			0	0%
	Brett Toth	PUP	PUP	PUP	PUP	PUP	PUP	PUP	PUP	PUP	PUP	PUP	PUP	PUP	PUP	PUP			0	0%

DEFENSE		@Det	Min	@Was	Jax	@Ari	Dal	Pit	@Hou	Was	@Ind	GB	Ten	@NYG	@Chi	@Dal	NO	NYG	Snap	Pct
TOTAL PLAYS		69	61	77	47	69	67	76	60	83	65	49	55	64	59	73			974	
DEFENSIVE LINE	Fletcher Cox	39	40	36	35	48	50	44	42	70	48	31	27	29	40	50			629	65%
	Javon Hargrave	38	38	41	33	46	48	46	41	66	47	31	28	31	37	55			626	64%
	Josh Sweat	49	35	47	31	46	43	42	35	36	36	29	27	30	44	50			580	60%
	Brandon Graham	29	29	27	20	33	29	13	23	34	29	21	18	29	16	29			379	39%
	Milton Williams	33	22	38	13	22	18	30	24	38	18	18	25	24	11	13			347	36%
	Marlon Tuipulotu	29	18	34	12	22	18	36	26	37	IR	IR	IR	IR	IR	IR			232	24%
	Jordan Davis	22	21	24	17	29	22	19	IR	IR	IR	IR	6	15	14	9			198	20%
	Linval Joseph	X	X	X	X	X	X	X	X	X	26	30	13	19	32	36			156	16%
	Ndamukong Suh	X	X	X	X	X	X	X	X	X	17	18	25	29	19	22			130	13%
	Robert Quinn	X	X	X	X	X	X	20	7	22	10	11	IA	IR	IR	IR			70	7%
	Tarron Jackson	IA	6	9	0	12	IA	PS	PS	PS	PS	PS	PS	PS	PS	PS			27	3%
	Marvin Wilson	PS	PS	PS	PS	PS	PS	PS	19	PS	PS	PS	X	PS	PS	PS			19	2%
LB	Derek Barnett	12	IR	IR	IR	IR	IR	IR	IR	IR	IR	IR	IR	IR	IR	IR			12	1%
	Noah Ellis	NFI	NFI	NFI	NFI	NFI	NFI	NFI	NFI	NFI	NFI	NFI	NFI	NFI	NFI	NFI			0	0%
	Janarius Robinson	X	IA	IA	IA	IA	IR	IR	IR	IR	IR	IR	IA	IA	IA	IA			0	0%
	T.J. Edwards	69	56	74	45	66	65	75	56	78	63	49	43	48	57	69			913	94%
	Kyzir White	51	45	60	36	39	59	57	53	62	56	33	40	36	41	50			718	74%
	Haason Reddick	47	41	43	39	48	49	48	41	58	50	37	43	55	44	59			702	72%
	Patrick Johnson	8	12	28	4	IA	15	26	14	18	5	2	12	14	15	8			181	19%
	Nakobe Dean	3	0	0	0	0	0	0	1	0	0	0	15	12	0	1			32	3%
	Christian Elliss	PS	PS	PS	PS	PS	PS	PS	PS	PS	PS	PS	10	12	0	0			22	2%
	Kyron Johnson	0	0	2	0	0	0	6	0	0	0	0	10	0	0	IA			18	2%
	Shaun Bradley	0	0	0	0	0	0	0	0	0	0	0	0	IA	0	0			0	0%
	Marcus Epps	69	61	77	47	69	67	76	60	83	65	49	45	64	59	73			964	99%
DEFENSIVE BACKS	James Bradberry	67	61	77	47	69	67	76	59	83	65	49	45	52	59	72			948	97%
	Darius Slay	67	49	61	3	69	67	76	59	83	65	46	45	52	59	72			873	90%
	C.J. Gardner-Johnson	67	61	77	47	69	51	76	59	83	65	11	IR	IR	IR	IR			666	68%
	Avonte Maddox	58	50	73	IA	IA	51	69	29	IR	IR	IR	IR	49	59	19			457	47%
	Josiah Scott	0	9	0	42	69	0	0	0	54	48	33	41	16	2	42			356	37%
	Reed Blankenship	IA	IA	IA	IA	0	IA	IA	0	0	2	35	55	18	IA	69			179	18%
	K'Von Wallace	2	5	3	2	3	18	1	12	6	0	3	10	46	41	5			157	16%
	Zech McPhearson	0	12	16	44	0	0	0	0	0	0	3	12	12	0	0			99	10%
	Josh Jobe	0	0	0	0	0	IA	IA	0	IA	IA	IA	12	0	0	0			12	1%
	Andre Chachere	PS	PS	PS	0	0	0	PS	PS	0	0	0	10	PS	PS	PS			10	1%
DEFENSIVE BACKS	Mario Goodrich	PS	PS	PS	PS	PS	PS	PS	PS	DNP	PS	PS	PS	PS	PS	PS			0	0%
	Jared Mayden	IR	IR	X	X	X	X	X	X	X	X	X	X	X	X	X			0	0%





SPECIAL TEAMS	@Det	Min	@Was	Jax	@Ari	Dal	Pit	@Hou	Was	@Ind	GB	Ten	@NYG	@Chi	@Dal	NO	NYG	Snap	Pct
TOTAL PLAYS	31	21	26	24	25	24	27	23	26	25	31	29	31	25	31			399	
Zech McPhearson	25	16	21	11	21	20	22	19	23	22	24	23	23	21	25			316	79%
Nakobe Dean	15	12	20	17	21	20	21	17	23	21	23	23	21	19	25			298	75%
Shaun Bradley	25	16	22	19	21	20	21	17	23	21	24	18	1A	20	25			292	73%
K'Von Wallace	23	16	21	19	21	20	22	19	23	17	22	18	16	5	25			287	72%
Patrick Johnson	23	15	21	8	1A	20	21	17	23	20	15	23	21	19	25			271	68%
Kyron Johnson	18	15	20	14	17	16	18	14	18	16	20	21	3	16	1A			226	57%
Zach Pascal	13	11	18	15	13	10	17	10	17	16	7	10	20	16	16			209	52%
Jack Stoll	15	11	12	12	11	12	13	11	13	7	11	14	14	7	15			178	45%
Josh Jobe	23	16	21	19	18	1A	1A	12	1A	1A	1A	1A	21	20	25			175	44%
Marcus Epps	14	5	6	9	9	10	11	10	9	10	15	8	13	11	15			155	39%
Jake Elliott	13	9	8	11	1A	10	11	9	7	7	15	12	18	10	13			153	38%
Josiah Scott	15	11	15	7	5	12	19	1A	0	1	1	6	18	16	17			143	36%
Andre Chachere	PS	PS	PS	16	14	20	PS	PS	23	22	23	23	PS	PS	PS			141	35%
Rick Lovato	9	9	10	8	8	8	9	7	7	7	8	11	10	6	6			123	31%
Arryn Siposs	9	9	11	8	8	8	9	7	7	7	8	11	4	1R	1R			106	27%
Britain Covey	4	5	8	7	8	6	8	8	9	4	2	7	12	6	1			95	24%
Boston Scott	7	4	4	1A	1A	6	7	0	0	5	13	6	11	4	9			76	19%
Grant Calcaterra	1A	1A	4	4	1	0	8	8	3	5	13	9	8	8	4			75	19%
Jack Driscoll	6	5	4	5	4	4	5	4	3	3	7	6	8	4	6			74	19%
Cam Jurgens	6	5	4	5	4	4	5	4	3	3	7	6	8	4	6			74	19%
Isaac Seumalo	6	5	4	5	4	4	5	4	3	3	7	6	8	4	6			74	19%
Christian Elliss	PS	PS	PS	PS	PS	PS	PS	PS	PS	PS	PS	21	21	14	17			73	18%
Landon Dickerson	6	5	4	5	2	4	5	4	3	3	6	6	8	4	6			71	18%
Reed Blankenship	1A	1A	1A	1A	13	1A	1A	11	13	16	11	5	0	1A	1			70	18%
Jordan Davis	5	1	1	8	8	8	4	1R	1R	1R	1R	7	10	7	5			64	16%
Jordan Mailata	6	5	4	0	1A	0	5	4	3	3	7	6	8	4	6			61	15%
Milton Williams	5	1	1	3	5	4	3	3	6	5	6	2	2	3	8			57	14%
Brandon Graham	5	1	0	3	4	4	3	3	6	5	6	2	2	3	8			55	14%
Andre Dillard	1R	1R	1R	1R	1R	4	2	4	3	3	7	6	8	4	6			47	12%
Kenneth Gainwell	4	5	8	0	5	2	4	2	3	3	5	0	2	0	0			43	11%
Josh Sweat	0	0	0	0	0	0	1	1	5	6	6	2	3	4	8			36	9%
Marlon Tuipulotu	3	1	1	8	6	4	3	3	6	1R	1R	1R	1R	1R	1R			35	9%
Sua Opeti	6	5	4	5	4	4	5	1A	1A	1A	1A	1A	1A	1A	1A			33	8%
Javon Hargrave	0	0	0	0	0	0	3	2	0	6	6	0	1	1	6			25	6%
Tyree Jackson	PUP	PUP	PUP	PUP	PUP	PUP	PUP	PUP	PUP	4	12	1	6	0	1R			23	6%
T.J. Edwards	7	0	1	2	4	0	0	1	0	1	1	0	4	1	0			22	6%
Avonte Maddox	2	0	1	1A	1A	0	2	8	1R	1R	1R	1R	2	2	0			17	4%
Tarron Jackson	1A	2	1	6	4	1A	PS	PS	PS	PS	PS	PS	PS	PS	PS			13	3%
Brett Kern	X	X	X	X	X	X	X	X	X	X	X	X	X	6	6			12	3%
Quez Watkins	6	2	1	0	0	0	0	0	1	0	1	0	0	1	0			12	3%
Kyzir White	3	3	0	0	0	0	1	2	0	1	0	0	1	1	0			12	3%
Noah Togiai	6	5	PS	PS	PS	PS	PS	PS	PS	PS	PS	PS	PS	PS	PS			11	3%
Cameron Dicker	X	X	X	X	9	PS	X	X	X	X	X	X	X	X	X			9	2%
DeVonta Smith	2	0	2	0	0	0	1	0	0	0	1	0	1	1	0			8	2%
A.J. Brown	2	0	1	0	0	0	0	0	0	0	1	0	1	1	0			6	2%
Fletcher Cox	0	0	0	0	0	0	1	2	0	1	0	0	1	1	0			6	2%
Haason Reddick	0	0	0	0	0	0	0	2	0	1	0	0	1	1	0			5	1%
Trey Sermon	1A	1A	1A	4	0	1A	1A	1A	1A	1A	1A	1A	1A	1A	1A			4	1%
Josh Sills	1A	1A	1A	1A	4	1A	1A	1A	1A	1A	1A	1A	1A	1A	1A			4	1%
Dallas Goedert	2	0	1	0	0	0	0	0	0	1R	1R	1R	1R	1R	0			3	1%
Marvin Wilson	PS	PS	PS	PS	PS	PS	PS	3	PS	PS	PS	X	PS	PS	PS			3	1%
Derek Barnett	2	1R	1R	1R	1R	1R	1R	1R	1R	1R	1R	1R	1R	1R	1R			2	1%
C.J. Gardner-Johnson	0	0	0	0	0	0	1	0	0	0	0	1R	1R	1R	1R			1	1%
Robert Quinn	X	X	X	X	X	X	0	1	0	0	0	1A	1R	1R	1R			1	1%





2022 EAGLES STATISTICS



FRONT OFFICE & COACHING STAFF

PLAYER BIOS

ROSTER BREAKDOWN

2022 EAGLES STATISTICS

RECORD BOOK

NFL STATISTICS

OFF THE FIELD



REGULAR SEASON RESULTS (13-2)

DATE	OPPONENT	RESULT	SCORE	ATTENDANCE
September 11	at Detroit Lions	W	38-35	64,537
September 19	Minnesota Vikings	W	24-7	69,879
September 25	at Washington Commanders	W	24-8	64,426
October 2	Jacksonville Jaguars	W	29-21	69,879
October 9	at Arizona Cardinals	W	20-17	63,919
October 16	Dallas Cowboys	W	26-17	69,879
October 30	Pittsburgh Steelers	W	35-13	69,879
November 3	at Houston Texans	W	29-17	68,831
November 14	Washington Commanders	L	21-32	69,879
November 20	at Indianapolis Colts	W	17-16	66,241
November 27	Green Bay Packers	W	40-33	69,879
December 4	Tennessee Titans	W	35-10	69,879
December 11	at New York Giants	W	48-22	81,506
December 18	at Chicago Bears	W	25-20	48,423
December 24	at Dallas Cowboys	L	34-40	93,754
January 1	New Orleans Saints			
TBD	New York Giants			

TEAM STATISTICS

	EAGLES	OPPONENTS
TOTAL FIRST DOWNS	351	288
RUSHING	148	101
PASSING	175	165
PENALTY	28	22
3RD DOWN: MADE/ATTEMPTS	94/196	75/193
3RD DOWN PERCENTAGE	48.0%	38.9%
4TH DOWN: MADE/ATTEMPTS	22/30	12/21
4TH DOWN PERCENTAGE	73.3%	57.1%
POSSESSION AVERAGE	31:00	29:00
TOTAL NET YARDS	5959	4528
AVERAGE PER GAME	397.3	301.9
TOTAL PLAYS	999	943
AVERAGE PER PLAY	6.0	4.8
NET YARDS RUSHING	2307	1810
AVERAGE PER GAME	153.8	120.7
TOTAL RUSHES	495	390
NET YARDS PASSING	3652	2718
AVERAGE PER GAME	243.5	181.2
SACKED/YARDS LOST	35/209	61/433
GROSS YARDS	3861	3151
ATTEMPTS/COMPLETIONS	469/312	492/307
COMPLETION PERCENTAGE	66.5%	62.4%
HAD INTERCEPTED	7	16
PUNTS/AVERAGE	48/44.4	61/50.0
NET PUNTING AVERAGE	39.3	44
PENALTIES/YARDS	78/603	84/712
FUMBLES/BALL LOST	21/10	22/10
TOUCHDOWNS	57	36
RUSHING	31	13
PASSING	24	21
RETURNS	2	2





PASSING													
PLAYER	ATT	CMP	YDS	PCT	Y/A	TD	TD%	INT	INT%	LG	SACK	LOST	RATE
Jalen Hurts	425	286	3472	67.3%	8.2	22	5.2%	5	1.2%	68	35	209	104.5
Gardner Minshew	44	26	389	59.1%	8.8	2	4.5%	2	4.5%	48	0	0	84.4
EAGLES	469	312	3861	66.5%	8.2	24	5.1%	7	1.5%	68	35	209	102.6
OPPONENTS	492	307	3151	62.4%	6.4	21	4.3%	16	3.3%	63t	61	433	81.5

RUSHING						
PLAYER	ATT	YDS	AVG	LG	TD	
Miles Sanders	236	1175	5.0	40t	11	
Jalen Hurts	156	747	4.8	42	13	
Kenneth Gainwell	48	205	4.3	13	4	
Boston Scott	43	157	3.7	19	2	
Trey Sermon	2	19	9.5	14	0	
Gardner Minshew	6	3	0.5	3	1	
Quez Watkins	3	1	0.3	4	0	
Zach Pascal	1	0	0.0	0	0	
EAGLES	495	2307	4.7	42	31	
OPPONENTS	390	1810	4.6	50	13	

RECEIVING					
PLAYER	REC	YDS	AVG	LG	TD
A.J. Brown	80	1304	16.3	68	10
DeVonta Smith	79	1014	12.8	45	7
Dallas Goedert	46	611	13.3	31	3
Quez Watkins	31	340	11.0	53t	3
Kenneth Gainwell	20	145	7.3	20	0
Miles Sanders	20	78	3.9	16	0
Zach Pascal	15	150	10.0	34t	1
Jack Stoll	11	123	11.2	26	0
Grant Calcaterra	5	81	16.2	40	0
Boston Scott	5	15	3.0	5	0
EAGLES	312	3861	12.4	68	24
OPPONENTS	307	3151	10.3	63t	21

FIELD GOALS						
PLAYER	1-19	20-29	30-39	40-49	50+	TOTAL
Jake Elliott	0/0	5/5	6/7	1/2	2/3	14/17
Cameron Dicker	0/0	1/1	0/0	1/1	0/0	2/2
EAGLES	0/0	6/6	6/7	2/3	2/3	16/19
OPPONENTS	0/0	5/5	8/8	3/4	3/5	19/22

PUNTING								
PLAYER	NO	YDS	AVG	NET	TB	IN 20	LG	BLK
Arryn Siposs	44	2005	45.6	39.6	3	16	59	1
Brett Kern	2	90	45.0	33.0	0	0	50	0
Jake Elliott	1	35	35.0	35.0	0	0	35	0
EAGLES	48	2130	44.4	39.3	3	16	59	1
OPPONENTS	61	3049	50.0	44.0	4	22	67	0





KICKOFF RETURNS					
PLAYER	NO	YDS	AVG	LG	TD
Boston Scott	14	391	27.9	66	0
Britain Covey	10	206	20.6	26	0
Quez Watkins	5	51	10.2	17	0
EAGLES	29	648	22.3	66	0
OPPONENTS	27	693	25.7	63	0

PUNT RETURNS						
PLAYER	NO	FC	YDS	AVG	LG	TD
Britain Covey	30	13	271	9.0	27	0
DeVonta Smith	2	0	15	7.5	12	0
EAGLES	32	13	286	8.9	27	0
OPPONENTS	22	11	185	8.4	20	0

SCORING									
PLAYER	TD	RUSH	REC	RET	PAT	FG	2 PT	SAF	PTS
Jake Elliott	0	0	0	0	49/51	14/17	0	0	91
Jalen Hurts	13	13	0	0	0/0	0/0	2	0	82
Miles Sanders	11	11	0	0	0/0	0/0	0	0	66
A.J. Brown	10	0	10	0	0/0	0/0	0	0	60
DeVonta Smith	7	0	7	0	0/0	0/0	0	0	42
Kenneth Gainwell	4	4	0	0	0/0	0/0	0	0	24
Quez Watkins	3	0	3	0	0/0	0/0	0	0	18
Dallas Goedert	3	0	3	0	0/0	0/0	0	0	18
Boston Scott	2	2	0	0	0/0	0/0	0	0	12
Cameron Dicker	0	0	0	0	2/2	2/2	0	0	8
Josh Sweat	1	0	0	1	0/0	0/0	0	0	6
James Bradberry	1	0	0	1	0/0	0/0	0	0	6
Zach Pascal	1	0	1	0	0/0	0/0	0	0	6
Gardner Minshew	1	1	0	0	0/0	0/0	0	0	6
EAGLES	57	31	24	2	51/53	16/19	2	0	445
OPPONENTS	36	13	21	2	31/33	19/22	1	1	308

SCORE BY QUARTERS	Q1	Q2	Q3	Q4	OT	TOTAL
EAGLES	79	201	69	96	0	445
OPPONENTS	77	85	53	93	0	308





DEFENSE									
PLAYER	TOTAL	SOLO	ASST	TFL	SACKS	INT	PD	FF	FR
T.J. Edwards	137	81	56	8	2.0	0	8	0	1
Kyzir White	91	53	38	2	0.5	0	5	0	0
Marcus Epps	82	58	24	3	0.0	0	4	1	0
C.J. Gardner-Johnson	60	55	5	4	1.0	6	8	0	0
Javon Hargrave	50	31	19	9	10.0	0	1	1	2
Darius Slay	49	34	15	0	0.0	3	13	0	0
Josh Sweat	47	31	16	15	11.0	1	1	1	0
Avonte Maddox	43	28	15	3	1.0	1	3	3	1
Haason Reddick	42	31	12	9	14.0	0	3	5	3
Fletcher Cox	39	21	18	6	6.0	0	0	1	1
James Bradberry	37	33	4	2	0.0	3	15	0	0
Milton Williams	31	17	14	7	3.0	0	1	0	0
Brandon Graham	30	17	13	9	9.0	0	1	2	0
K'Von Wallace	22	18	4	1	0.0	0	6	0	0
Reed Blankenship	20	12	8	0	0.0	1	2	0	0
Josiah Scott	20	14	6	2	0.0	1	7	0	0
Linval Joseph	17	8	9	0	0.5	0	0	0	0
Jordan Davis	16	8	8	1	0.0	0	1	0	0
Marlon Tuipulotu	16	8	8	1	1.0	0	0	0	1
Ndamukong Suh	9	4	5	0	1.0	0	0	0	0
Christian Elliss	7	5	2	0	0.0	0	0	0	0
Patrick Johnson	7	5	2	0	0.0	0	0	1	1
Nakobe Dean	6	5	1	1	0.0	0	0	0	0
Zech McPhearson	4	4	0	0	0.0	0	1	0	0
Marvin Wilson	4	2	2	0	0.0	0	0	0	0
Andre Chachere	2	1	1	0	0.0	0	0	0	0
Robert Quinn	2	2	0	0	0.0	0	0	0	0
Shaun Bradley	1	1	0	0	0.0	0	0	0	0
Kyron Johnson	1	0	1	0	0.0	0	0	0	0
TOTALS	893	587	305	83	60.0	16	79	15	10





INTERCEPTIONS					
PLAYER	NO	YDS	AVG	LG	TD
C.J. Gardner-Johnson	6	54	9.0	25	0
James Bradberry	3	54	18.0	27t	1
Darius Slay	3	17	5.7	19	0
Josh Sweat	1	42	42.0	42t	1
Reed Blankenship	1	4	4.0	4	0
Avonte Maddox	1	2	2.0	2	0
Josiah Scott	1	0	0.0	0	0
EAGLES	16	173	10.8	42t	2
OPPONENTS	7	98	14.0	59t	1

DEFENSIVE LEADERS	
SACKS	
Haason Reddick	14.0
Josh Sweat	11.0
Javon Hargrave	10.0
Brandon Graham	9.0
Fletcher Cox	6.0
TACKLES FOR LOSS	
Josh Sweat	15
Brandon Graham	9
Javon Hargrave	9
Haason Reddick	9
T.J. Edwards	8
PASSES DEFENSED	
James Bradberry	15
Darius Slay	13
T.J. Edwards	8
C.J. Gardner-Johnson	8
Josiah Scott	7

SPECIAL TEAMS TACKLES	
PLAYER	NO
Nakobe Dean	7
Kyron Johnson	7
Zech McPhearson	7
Shaun Bradley	6
Zach Pascal	6
Christian Elliss	4
K'Von Wallace	4
Andre Chachere	3
Rick Lovato	3
Reed Blankenship	2
Marcus Epps	2
Patrick Johnson	2
Boston Scott	2
Josiah Scott	2
Arryn Siposs	2
Jack Stoll	2
TOTALS	61





WEEKLY NFL RANKINGS						
OFFENSE				DEFENSE		
WEEK	Rush	Pass	Total	Rush	Pass	Total
Week 1	3	14	3	28	12	22
Week 2	2	7	1	20	12	14
Week 3	7	3	1	17	6	5
Week 4	5	6	2	9	7	3
Week 5	4	7	2	10	5	4
Week 6	5	12	3	15	6	4
Week 7	6	13	5	12	5	4
Week 8	6	10	3	15	4	3t
Week 9	6	9	3	20	3	3
Week 10	6	11	4	20	2	3
Week 11	6	12	5	19	2	2
Week 12	3	17	4	18	2	2
Week 13	5	13	3	17	1	2
Week 14	2t	14	3	18	1	2
Week 15	4	11	3	19	1	2
Week 16	4	9	3	18	1	2
Week 17						
Week 18						

RED ZONE DRIVES											
	TOTAL	TD	FG	MFG	DOWN	FUM	INT	CLOCK	PTS	TD%	SCORE%
EAGLES	54	39	11	1	2	0	0	1	304	72.2%	92.6%
OPPONENTS	50	27	13	0	4	0	4	1	227	54.0%	80.0%

GOAL-TO-GO DRIVES											
	TOTAL	TD	FG	MFG	DOWN	FUM	INT	CLOCK	PTS	TD%	SCORE%
EAGLES	39	33	5	0	1	0	0	0	245	84.6%	97.4%
OPPONENTS	25	20	3	0	1	0	1	0	148	80.0%	92.0%

LONGEST DRIVES			EAGLES	OPPONENTS
MOST PLAYS			19 at Chi (12/18/22)	Twice; last 16 vs Was (11/14/22)
			19-76 (8:38), Missed FG	16-86 (7:04), TD
MOST YARDS			Three times; last 91 at Chi (12/18/22)	Twice; last 93 vs Dal (10/16/22)
			9-91 (2:06), TD	15-93 (7:07), TD
MOST TIME			9:51 vs NYG (12/4/22)	8:23 vs Was (11/14/22)
			16-68 (9:51), TD	14-66 (8:23), FG

LONGEST TOUCHDOWN DRIVES			EAGLES	OPPONENTS
MOST PLAYS			18 at Hou (11/3/22)	16 vs Was (11/14/22)
			18-91 (8:04)	16-86 (7:04)
MOST YARDS			Three times; last 91 at Chi (12/18/22)	93 vs Dal (10/16/22)
			9-91 (2:06)	15-93 (7:07)
MOST TIME			9:51 vs NYG (12/4/22)	Twice; last 7:26 at Dal (12/24/22)
			16-68 (9:51)	14-75 (7:26)

REPLAY CHALLENGES – EAGLES (4 CHALLENGES, 2 OVERTURNED), OPPONENTS (2 CHALLENGES, 2 OVERTURNED)

GAME-BY-GAME OFFENSE																				
		SCORE				1ST DOWN				3RD DOWN		4TH DOWN		NET YARDS						
		PTS	OPP PTS	DIFF	OT	TOTAL	RUSH	PASS	PEN	CONV	ATT	CONV	ATT	TOTAL	PASS	RUSH	TO	PEN	PEN YDS	TOP
Sep 11	at Det	38	35	3	---	27	13	12	2	10	17	2	3	455	239	216	0	10	61	31:34
Sep 19	Min	24	7	17	---	25	10	13	2	7	13	0	0	486	323	163	1	8	60	36:14
Sep 25	at Was	24	8	16	---	21	3	16	2	5	15	2	3	400	328	72	0	5	52	27:06
Oct 2	Jax	29	21	8	---	25	14	8	3	4	15	3	5	401	191	210	1	3	20	39:51
Oct 9	at Ari	20	17	3	---	24	12	2	0	6	13	1	1	357	218	139	0	3	30	34:39
Oct 16	Dal	26	17	9	---	22	9	9	4	6	14	1	1	268	132	136	0	2	10	34:30
Oct 30	Pit	35	13	22	---	20	6	13	1	7	12	1	1	401	290	111	0	8	60	25:42
Nov 3	at Hou	29	17	12	---	24	9	14	1	5	10	2	2	360	217	143	1	4	31	28:13
Nov 14	Was	21	32	-11	---	18	7	10	1	5	8	0	0	264	170	94	4	7	75	19:36
Nov 20	at Ind	17	16	1	---	18	10	6	2	5	12	1	2	314	173	141	2	7	55	29:22
Nov 27	GB	40	33	7	---	29	21	6	2	8	15	2	3	500	137	363	1	3	25	35:34
Dec 4	Ten	35	10	25	---	26	7	16	3	3	11	3	3	453	386	67	0	12	80	32:33
Dec 11	at NYG	48	22	26	---	27	15	10	2	6	11	1	1	437	184	253	0	2	9	32:30
Dec 18	at Chi	25	20	5	---	20	8	11	1	9	16	1	2	421	309	112	3	2	25	29:53
Dec 24	at Dal	34	40	-6	---	25	4	19	2	8	14	2	3	442	355	87	4	2	10	27:42
Jan 1	NO																			
TBD	NYG																			
TOTALS		445	308	137	---	351	148	175	28	94	196	22	30	5959	3652	2307	17	78	603	31:00

GAME-BY-GAME DEFENSE																				
		SCORE				1ST DOWN				3RD DOWN		4TH DOWN		NET YARDS						
		PTS	OPP PTS	DIFF	OT	TOTAL	RUSH	PASS	PEN	CONV	ATT	CONV	ATT	TOTAL	PASS	RUSH	TO	PEN	PEN YDS	TOP
Sep 11	at Det	35	38	-3	---	23	9	12	2	9	14	1	1	386	205	181	1	7	65	28:26
Sep 19	Min	7	24	-17	---	20	3	16	1	4	12	0	0	264	202	11	3	5	25	23:46
Sep 25	at Was	8	24	-16	---	20	5	11	4	6	17	0	2	240	153	87	1	4	48	32:54
Oct 2	Jax	21	29	-8	---	13	3	9	1	2	7	0	1	219	148	71	5	4	38	20:09
Oct 9	at Ari	17	20	-3	---	23	7	16	0	8	14	1	1	363	239	124	1	2	15	25:21
Oct 16	Dal	17	26	-9	---	21	8	12	1	4	10	0	1	315	181	134	3	10	72	25:30
Oct 30	Pit	13	35	-22	---	21	10	9	2	1	12	4	4	300	156	144	2	9	60	34:18
Nov 3	at Hou	17	29	-12	---	20	10	8	2	2	9	0	0	303	135	168	2	4	28	31:57
Nov 14	Was	32	21	11	---	25	12	9	4	12	21	1	1	330	178	152	2	5	58	40:24
Nov 20	at Ind	16	17	-1	---	14	4	9	1	5	15	0	1	284	185	99	1	8	90	30:38
Nov 27	GB	33	40	-7	---	19	5	12	2	1	7	1	1	342	236	106	2	4	35	24:26
Dec 4	Ten	10	35	-25	---	11	5	5	1	4	14	1	2	209	122	87	0	7	82	27:27
Dec 11	at NYG	22	48	-26	---	18	7	11	0	4	13	2	3	304	181	123	1	5	34	27:30
Dec 18	at Chi	20	25	-5	---	15	7	8	0	5	13	0	1	248	91	157	1	6	30	30:07
Dec 24	at Dal	40	34	6	---	25	6	18	1	8	15	1	1	419	304	115	1	4	36	32:18
Jan 1	NO																			
TBD	NYG																			
TOTALS		308	445	-137	---	288	101	165	22	75	193	12	21	4528	2718	1810	26	84	712	29:00



EAGLES GAME-BY-GAME LEADERS								
GAME		PASS YARDS	RUSH YARDS	RECEPTIONS	REC YARDS	TOUCHDOWNS	TACKLES	SACKS
Sep 11	at Det	J. Hurts - 243	M. Sanders - 96	A. Brown - 10	A. Brown - 155	Five players - 1	M. Epps - 10	Two players - 0.5
Sep 19	Min	J. Hurts - 333	M. Sanders - 80	D. Smith - 7	D. Goedert - 82	J. Hurts - 2	T. Edwards - 10	Two players - 1.0
Sep 25	at Was	J. Hurts - 340	M. Sanders - 46	D. Smith - 8	D. Smith - 169	Three players - 1	T. Edwards - 10	B. Graham - 2.5
Oct 2	Jax	J. Hurts - 204	M. Sanders - 134	Two players - 5	A. Brown - 95	M. Sanders - 2	T. Edwards - 6	H. Reddick - 2.0
Oct 9	at Ari	J. Hurts - 239	J. Hurts - 61	D. Smith - 10	D. Goedert - 95	J. Hurts - 2	C. Gardner-Johnson - 11	H. Reddick - 1.0
Oct 16	Dal	J. Hurts - 155	M. Sanders - 71	Two players - 5	A. Brown - 67	Three players - 1	T. Edwards - 14	---
Oct 30	Pit	J. Hurts - 285	M. Sanders - 78	Two players - 6	A. Brown - 156	A. Brown - 3	T. Edwards - 12	J. Hargrave - 2.0
Nov 3	at Hou	J. Hurts - 243	M. Sanders - 93	D. Goedert - 8	D. Goedert - 11	Four players - 1	Three players - 7	J. Hargrave - 3.0
Nov 14	Was	J. Hurts - 175	M. Sanders - 54	D. Smith - 6	Q. Watkins - 80	Three players - 1	J. Hargrave - 13	Three players - 1.0
Nov 20	at Ind	J. Hurts - 190	J. Hurts - 86	D. Smith - 6	D. Smith - 78	Two players - 1	C. Gardner-Johnson - 12	Three players - 1.0
Nov 27	GB	J. Hurts - 153	J. Hurts - 157	Two players - 4	D. Smith - 50	M. Sanders - 2	T. Edwards - 7	Two players - 1.0
Dec 4	Ten	J. Hurts - 380	M. Sanders - 24	A. Brown - 8	A. Brown - 119	A. Brown - 2	T. Edwards - 6	J. Sweat - 2.0
Dec 11	at NYG	J. Hurts - 217	M. Sanders - 144	D. Smith - 5	A. Brown - 70	M. Sanders - 2	M. Epps - 8	B. Graham - 3.0
Dec 18	at Chi	J. Hurts - 315	J. Hurts - 61	A. Brown - 9	A. Brown - 181	J. Hurts - 3	T. Edwards - 9	Three players - 2.0
Dec 24	at Dal	G. Minshew - 355	M. Sanders - 65	D. Smith - 8	D. Smith - 113	D. Smith - 2	T. Edwards - 14	H. Reddick - 2.0
Jan 1	NO							
TBD	NYG							

OPPONENT GAME-BY-GAME LEADERS								
GAME		PASS YARDS	RUSH YARDS	RECEPTIONS	REC YARDS	TOUCHDOWNS	TACKLES	SACKS
Sep 11	at Det	J. Goff - 215	D. Swift - 144	A. St. Brown - 8	A. St. Brown - 64	Ja. Williams - 2	T. Walker - 11	T. Walker - 1.0
Sep 19	Min	K. Cousins - 221	K. Cousins - 20	J. Jefferson - 6	A. Thielen - 52	I. Smith - 1	H. Smith - 13	Two players - 1.0
Sep 25	at Was	C. Wentz - 211	A. Gibson - 38	C. Samuel - 7	T. McLaurin - 102	A. Gibson - 1	C. Holcomb - 9	J. Davis - 2.0
Oct 2	Jax	T. Lawrence - 174	T. Etienne - 32	J. Agnew - 4	C. Kirk - 60	J. Agnew - 2	F. Oluokun - 16	J. Allen - 1.0
Oct 9	at Ari	K. Murray - 250	J. Conner - 55	M. Brown - 8	M. Brown - 78	Two players - 1	I. Simmons - 13	Z. Allen - 1.0
Oct 16	Dal	C. Rush - 181	E. Elliott - 81	C. Lamb - 5	C. Lamb - 68	Two players - 1	M. Hooker - 12	Four players - 1.0
Oct 30	Pit	K. Pickett - 191	J. Warren - 50	N. Harris - 6	P. Freiermuth - 57	D. Watt - 1	M. Fitzpatrick - 6	Three players - 1.0
Nov 3	at Hou	D. Mills - 154	D. Pierce - 139	C. Moore - 4	P. Dorsett - 69	Two players - 1	J. Owens - 10	J. Hughes - 2.0
Nov 14	Was	T. Heinicke - 211	B. Robinson - 86	T. McLaurin - 8	T. McLaurin - 128	Two players - 1	J. Davis - 9	M. Sweat - 1.0
Nov 20	at Ind	M. Ryan - 213	J. Taylor - 84	M. Pittman - 6	M. Pittman - 75	J. Taylor - 1	Z. Franklin - 12	Y. Ngakoue - 1.5
Nov 27	GB	A. Rodgers - 140	A. Dillon - 64	C. Watson - 4	C. Watson - 110	Four players - 1	Q. Walker - 11	J. Hollins - 1.0
Dec 4	Ten	R. Tannehill - 141	R. Tannehill - 34	C. Okonkwo - 4	C. Okonkwo - 68	T. Burks - 1	Two players - 7	Two players - 1.0
Dec 11	at NYG	D. Jones - 169	T. Taylor - 40	R. James - 7	R. James - 61	Three players - 1	Three players - 9	A. Ojulari - 2.0
Dec 18	at Chi	J. Fields - 152	J. Fields - 95	C. Kmet - 4	B. Pringle - 39	D. Montgomery - 2	N. Morrow - 11	J. Thomas - 1.0
Dec 24	at Dal	D. Prescott - 347	E. Elliott - 55	C. Lamb - 10	C. Lamb - 120	C. Lamb - 2	N. Wright - 8	---
Jan 1	NO							
TBD	NYG							



EAGLES DRIVE EFFICIENCY															
			DRIVES ENDED BY...												
GAME		QUARTERBACK	DRIVES	TD	FG	MFG	PUNT	DOWN	INT	FUM	SAF	CLOCK	PTS	PTS/DR	DR %
Sep 11	at Det	J. Hurts	10	4	1	0	3	1	0	0	0	1	38	3.8	50.0
Sep 19	Min	J. Hurts	10	3	1	1	4	0	1	0	0	0	24	2.4	40.0
Sep 25	at Was	J. Hurts	13	3	1	0	6	1	0	0	1	1	24	1.8	30.8
Oct 2	Jax	J. Hurts	12	4	1	0	3	2	1	0	0	1	29	2.4	41.7
Oct 9	at Ari	J. Hurts	9	2	2	0	4	0	0	0	0	1	20	2.2	44.4
Oct 16	Dal	J. Hurts	11	3	2	0	4	0	0	0	0	2	26	2.4	45.5
Oct 30	Pit	J. Hurts	8	5	0	0	3	0	0	0	0	0	35	4.4	62.5
		G. Minshew	2	0	0	0	1	0	0	0	0	1	0	0.0	0.0
Nov 3	at Hou	J. Hurts	10	4	0	1	3	0	0	1	0	1	29	2.9	40.0
Nov 14	Was	J. Hurts	10	3	0	0	3	0	1	3	0	0	21	2.1	30.0
Nov 20	at Ind	J. Hurts	12	2	1	0	4	1	0	2	0	2	17	1.4	25.0
Nov 27	GB	J. Hurts	11	5	2	0	1	1	0	1	0	1	40	3.6	63.6
Dec 4	Ten	J. Hurts	9	5	0	0	3	0	0	0	0	1	35	3.9	55.5
		G. Minshew	2	0	0	0	2	0	0	0	0	0	0	0.0	0.0
Dec 11	at NYG	J. Hurts	10	5	2	0	1	1	0	0	0	1	41	4.1	70.0
		G. Minshew	2	1	0	0	0	0	0	0	0	1	7	3.5	50.0
Dec 18	at Chi	J. Hurts	12	3	1	1	2	1	2	1	0	1	25	2.1	33.3
Dec 24	at Dal	G. Minshew	10	3	2	0	0	1	2	2	0	0	34	3.4	50.0
Jan 1	NO														
TBD	NYG														
		J. Hurts	147	51	14	3	44	8	5	8	1	13	404	2.7	44.2
		G. Minshew	16	4	2	0	3	1	2	2	0	2	41	2.6	37.5
		TOTAL	163	55	16	3	47	9	7	10	1	15	445	2.7	43.5

OPPONENT DRIVE EFFICIENCY															
			DRIVES ENDED BY...												
GAME		QUARTERBACK	DRIVES	TD	FG	MFG	PUNT	DOWN	INT	FUM	SAF	CLOCK	PTS	PTS/DR	DR %
Sep 11	at Det	J. Goff	11	5	0	0	4	0	1	0	0	1	35	3.2	45.4
Sep 19	Min	K. Cousins	10	1	0	0	5	0	3	0	0	1	7	0.7	10.0
Sep 25	at Was	C. Wentz	12	1	0	0	8	2	0	1	0	0	8	0.7	8.3
Oct 2	Jax	T Lawrence	11	2	0	0	3	0	1	4	0	1	21	1.9	18.2
Oct 9	at Ari	K. Murray	9	2	1	1	4	0	1	0	0	0	17	1.9	33.3
Oct 16	Dal	C. Rush	10	2	1	1	2	1	3	0	0	0	17	1.7	30.0
Oct 30	Pit	K. Pickett	10	1	2	0	4	0	1	1	0	1	13	1.3	30.0
Nov 3	at Hou	D. Mills	9	2	1	0	4	0	2	0	0	0	17	1.9	33.3
Nov 14	Was	T. Heinicke	10	2	4	0	2	0	1	1	0	0	32	3.2	60.0
Nov 20	at Ind	M. Ryan	11	1	3	1	4	1	0	1	0	0	16	1.4	36.4
Nov 27	GB	A. Rodgers	9	3	1	0	2	0	2	0	0	1	23	2.6	44.4
		J. Love	2	1	1	0	0	0	0	0	0	0	10	5.0	100.0
Dec 4	Ten	R. Tannehill	9	1	1	0	7	0	0	0	0	0	10	1.1	22.2
		M. Willis	2	0	0	0	0	1	0	0	0	1	0	0.0	0.0
Dec 11	at NYG	D. Jones	9	2	0	0	6	1	0	0	0	0	14	1.5	22.2
		T. Taylor	2	1	0	0	0	0	0	1	0	0	8	4.0	50.0
Dec 18	at Chi	J. Fields	12	3	0	0	6	1	0	1	0	1	20	1.7	25.0
Dec 24	at Dal	D. Prescott	12	4	4	0	1	0	1	0	0	2	40	3.3	66.7
Jan 1	NO														
TBD	NYG														
TOTAL			160	34	19	3	62	7	16	10	0	9	305	1.9	33.1



EAGLES THIRD DOWNS												
GAME		1	2	3	4	5	6	7	8	9	10+	TOTAL
Sep 11	at Det	1-2	3-4	0-0	3-3	0-2	2-3	0-0	0-0	0-0	1-3	10-17
Sep 19	Min	1-1	2-3	1-1	0-0	0-0	1-1	0-1	0-0	0-0	2-6	7-13
Sep 25	at Was	1-2	1-1	0-2	0-0	1-3	1-1	0-0	1-2	0-0	0-4	5-15
Oct 2	Jax	1-2	0-1	1-2	0-0	2-3	0-1	0-1	0-2	0-0	0-3	4-15
Oct 9	at Ari	3-4	0-1	1-1	0-0	0-1	0-0	0-1	0-1	0-0	2-4	6-13
Oct 16	Dal	2-2	1-1	1-1	2-2	0-1	0-1	0-2	0-1	0-1	0-2	6-14
Oct 30	Pit	2-2	1-1	1-1	1-1	0-0	0-0	1-1	1-1	0-1	0-4	7-12
Nov 3	at Hou	1-2	0-0	0-2	1-1	0-0	1-1	0-0	2-2	0-0	0-2	5-10
Nov 14	Was	2-2	0-0	0-1	0-0	1-2	1-1	0-0	0-1	0-0	1-1	5-8
Nov 20	at Ind	2-2	0-2	0-0	0-1	1-1	0-1	1-1	1-1	0-1	0-3	5-12
Nov 27	GB	0-1	1-1	1-1	2-2	0-0	2-2	0-2	0-2	0-1	2-3	8-15
Dec 4	Ten	1-1	0-0	0-0	0-1	0-2	0-2	0-0	1-1	1-1	0-3	3-11
Dec 11	at NYG	3-3	0-0	0-0	1-1	0-1	2-2	0-0	0-0	0-1	0-3	6-11
Dec 18	at Chi	2-2	1-2	2-2	0-1	0-0	2-3	0-0	1-1	0-0	1-5	9-16
Dec 24	at Dal	0-1	1-2	0-0	1-2	1-1	2-2	1-1	0-0	1-2	1-3	8-14
Jan 1	NO											
TBD	NYG											
TOTALS		22-29	11-19	8-14	11-15	6-17	14-21	3-10	7-15	2-8	10-49	94-196
		75.8%	57.9%	57.1%	73.3%	35.3%	66.7%	30.0%	46.7%	25.0%	20.4%	47.9%

OPPONENT THIRD DOWNS												
GAME		1	2	3	4	5	6	7	8	9	10+	TOTAL
Sep 11	at Det	0-1	1-1	1-2	2-2	2-2	0-1	1-2	0-0	1-1	1-2	9-14
Sep 19	Min	1-1	0-1	0-0	0-0	0-2	1-1	0-1	0-0	1-2	1-4	4-12
Sep 25	at Was	1-1	1-2	1-1	0-0	2-4	0-0	0-1	0-0	0-0	1-8	6-17
Oct 2	Jax	0-1	0-0	0-1	0-0	1-2	0-0	0-0	0-0	0-0	1-3	2-7
Oct 9	at Ari	2-3	0-0	2-2	0-1	1-1	1-1	0-1	1-1	0-1	1-3	8-14
Oct 16	Dal	2-2	1-2	1-1	0-1	0-0	0-0	0-0	0-0	0-2	0-2	4-10
Oct 30	Pit	1-1	0-2	0-1	0-1	0-1	0-0	0-2	0-0	0-1	0-3	1-12
Nov 3	at Hou	1-1	0-0	0-0	0-0	1-1	0-1	0-0	0-0	0-0	0-6	2-9
Nov 14	Was	5-6	3-3	0-2	1-2	1-2	1-1	0-0	1-2	0-0	0-3	12-21
Nov 20	at Ind	2-2	0-0	1-1	0-0	0-2	1-1	0-1	0-1	0-1	1-4	5-15
Nov 27	GB	0-0	0-0	0-0	0-3	1-2	0-0	0-1	0-1	0-0	0-0	1-7
Dec 4	Ten	1-1	0-0	2-2	0-1	1-1	0-2	0-1	0-1	0-0	0-5	4-14
Dec 11	at NYG	2-2	0-0	1-2	1-1	0-1	0-2	0-1	0-1	0-0	0-3	4-13
Dec 18	at Chi	1-3	0-0	0-0	2-2	1-2	0-0	0-0	0-0	0-0	1-6	5-13
Dec 24	at Dal	0-0	0-1	1-2	0-1	3-5	1-1	1-2	0-0	0-0	2-3	8-15
Jan 1	NO											
TBD	NYG											
TOTALS		19-25	6-12	10-17	6-15	14-28	4-11	2-13	2-7	2-8	9-55	75-193
		76.0%	50.0%	58.8%	40.0%	50.0%	36.4%	15.4%	28.5%	25.0%	16.4%	38.9%



TAKEAWAYS							
GAME		TURNOVER	STARTING LOS	POINT OF TURNOVER	RESULTING LOS	QUARTER	RESULT (POINTS)
Sep 11	at Det	J. Bradberry INT (J. Goff)	DET 19	DET 27	N/A	2	Touchdown (7)
Sep 19	Min	D. Slay INT (K. Cousins)	PHI 19	PHI 0	PHI 19	3	Missed Field Goal (0)
		A. Maddox INT (K. Cousins)	PHI 27	PHI 13	PHI 15	3	Punt (0)
		D. Slay INT (K. Cousins) (TB)	PHI 9	PHI -6	N/A	4	Punt (0)
Sep 25	at Was	B. Graham FF (C. Wentz)	WAS 29	WAS 23	WAS 24	2	Touchdown (7)
Oct 2	Jax	F. Cox FR (T. Lawrence)	PHI 48	PHI 45	PHI 43	2	Touchdown (7)
		H Reddick FR (T. Lawrence)	JAX 34	JAX 34	JAX 35	2	Touchdown (6)
		J. Bradberry INT (T. Lawrence)	PHI 16	PHI 7	PHI 12	3	Field Goal (3)
		H Reddick FR (T. Lawrence)	JAX 23	JAX 24	JAX 24	4	Touchdown (6)
		J. Hargrave FR (T. Lawrence)	JAX 21	JAX 14	JAX 13	4	End of Game (0)
Oct 9	at Ari	C.J. Gardner-Johnson INT (K. Murray)	ARZ 25	PHI 35	PHI 35	1	Punt (0)
Oct 16	Dal	C.J. Gardner-Johnson INT (C. Rush)	DAL 25	DAL 44	DAL 44	2	Touchdown (7)
		D. Slay INT (C. Rush)	DAL 26	DAL 44	DAL 46	2	Field Goal (3)
		C.J. Gardner-Johnson INT (C. Rush)	DAL 40	PHI 32	PHI 47	4	Punt (0)
Oct 30	Pit	J. Hargrave FF (K. Pickett)	PHI 45	PHI 38	PHI 46	4	Touchdown (7)
		C.J. Gardner-Johnson INT (K. Pickett)	PHI 20	PHI -2	PHI 12	4	End of Game (0)
Nov 3	at Hou	C.J. Gardner-Johnson INT (D. Mills)	HOU 24	HOU 42	HOU 17	3	Touchdown (7)
		J. Bradberry INT (D. Mills)	PHI 21	PHI 3	PHI 25	4	End of Game (0)
Nov 14	Was	M. Tuipulotu FR (T. Heinicke)	WAS 28	WAS 18	WAS 18	1	Touchdown (7)
		C.J. Gardner-Johnson INT (T. Heinicke)	PHI 43	PHI 7	PHI 7	4	Fumble (0)
Nov 20	at Ind	T.J. Edwards FR (J. Taylor)	50	PHI 43	PHI 43	4	Fumble (0)
Nov 27	GB	J. Scott INT (A. Rodgers)	GB 15	GB 29	GB 29	1	Touchdown (6)
		R. Blankenship INT (A. Rodgers)	PHI 28	PHI 18	PHI 22	2	Fumble (0)
Dec 4	Ten	---	---	---	---	---	---
Dec 11	at NYG	B. Graham FF (T. Taylor)	NYG 27	NYG 19	NYG 23	4	Touchdown (7)
Dec 18	at Chi	H. Reddick FR (V. Jones)	PHI 42	PHI 42	PHI 43	3	Downs (0)
Dec 24	at Dal	J. Sweat INT (D. Prescott)	DAL 47	DAL 42	---	1	Touchdown (7)
Jan 1	NO						
TBD	NYG						
TOTALS: 26 takeaways resulting in 89 points							
L.O.S. Line of scrimmage * Red zone play + Touchdown return (ST) Special teams play (TB) Touchback (OFF) Offensive recovery							



GIVEAWAYS							
GAME	TURNOVER		STARTING LOS	POINT OF TURNOVER	RESULTING LOS	QUARTER	RESULT (POINTS)
Sep 11	at Det	---	---	---	---	---	---
Sep 19	Min	J. Hicks INT (J. Hurts)	PHI 24	PHI 28	PHI 9	4	Interception (0)
Sep 25	at Was	---	---	---	---	---	---
Oct 2	Jax	A. Cisco INT (J. Hurts)	PHI 36	JAX 41	---	1	Touchdown (7)
Oct 9	at Ari	---	---	---	---	---	---
Oct 16	Dal	---	---	---	---	---	---
Oct 30	Pit	---	---	---	---	---	---
Nov 3	at Hou	J. Johnson FR (J. Hurts)	HOU 35	HOU 34	HOU 35	2	Punt (0)
Nov 14	Was	D. Forrest INT (J. Hurts)	PHI 45	WAS 14	WAS 14	2	Touchdown (7)
		J. Davis FR (D. Goedert)	PHI 31	PHI 34	PHI 34	4	Field Goal (3)
		D. Forrest FR (Q. Watkins)	PHI 27	WAS 20	WAS 27	4	Punt (0)
		C. Toohill FR (D. Smith)	PHI 5	PHI 1	---	4	Touchdown (6)
Nov 20	at Ind	G. Stewart FR (J. Hurts)	PHI 25	PHI 16	PHI 22	3	Field Goal (3)
		E. Johnson FR (A. Brown)	IND 40	IND 32	IND 34	4	Field Goal (3)
Nov 27	GB	Q. Walker FR (A. Brown)	GB 22	GB 22	GB 24	2	Touchdown (6)
Dec 4	Ten	---	---	---	---	---	---
Dec 11	at NYG	---	---	---	---	---	---
Dec 18	at Chi	K. Gordon INT (J. Hurts)	CHI 40	CHI 17	CHI 17	1	Punt (0)
		D. Houston - Carson INT (J. Hurts)	PHI 22	PHI 43	PHI 25	2	Punt (0)
		K. Gordon FR (M. Sanders)	PHI 40	PHI 27	PHI 15	3	Touchdown (7)
Dec 24	at Dal	J. Kears INT (G. Minshew)	PHI 43	PHI 49	PHI 47	2	Touchdown (7)
		J. Kears FR (G. Minshew)	PHI 36	PHI 37	PHI 31	3	Touchdown (7)
		D. Bland INT (G. Minshew)	DAL 46	DAL 40	DAL 40	4	Field Goal (3)
		A. Barr FR (M. Sanders)	PHI 24	PHI 22	PHI 21	4	Field Goal (3)
Jan 1	NO						
TBD	NYG						
TOTALS: 17 giveaways resulting in 62 points							
L.O.S. Line of scrimmage * Red zone play + Touchdown return (ST) Special teams play (TB) Touchback (OFF) Offensive recovery							



EAGLES 20+ YARD PLAYS

PASSING (20+ YARDS)

68	Jalen Hurts to A.J. Brown (12/18/22 at Chi)
54	Jalen Hurts to A.J. Brown (9/11/22 at Det)
53	Jalen Hurts to Quez Watkins (9/19/22 vs Min)
48	Gardner Minshew to A.J. Brown (12/24/22 at Dal)
45	Jalen Hurts to DeVonta Smith (12/18/22 at Chi)
45	Jalen Hurts to DeVonta Smith (9/25/22 at Was)
44	Jalen Hurts to DeVonta Smith (9/25/22 at Was)
43	Jalen Hurts to A.J. Brown (10/30/22 vs Pit)
41	Jalen Hurts to DeVonta Smith (12/11/22 at NYG)
40	Jalen Hurts to A.J. Brown (12/4/22 vs Ten)
40	Jalen Hurts to Grant Calcaterra (9/25/22 at Was)
39	Jalen Hurts to A.J. Brown (10/30/22 vs Pit)
38	Jalen Hurts to DeVonta Smith (12/18/22 at Chi)
38	Jalen Hurts to A.J. Brown (9/25/22 at Was)
34	Jalen Hurts to DeVonta Smith (12/4/22 vs Ten)
34	Jalen Hurts to DeVonta Smith (12/4/22 vs Ten)
34	Jalen Hurts to Zach Pascal (10/30/22 vs Pit)
33	Jalen Hurts to A.J. Brown (12/11/22 at NYG)
31	Jalen Hurts to A.J. Brown (11/3/22 at Hou)
31	Jalen Hurts to Dallas Goedert (10/9/22 at Ari)
31	Jalen Hurts to A.J. Brown (10/2/22 vs Jax)
31	Jalen Hurts to DeVonta Smith (9/25/22 at Was)
30	Jalen Hurts to Quez Watkins (11/27/22 vs GB)
29	Jalen Hurts to A.J. Brown (12/18/22 at Chi)
29	Jalen Hurts to A.J. Brown (12/4/22 vs Ten)
29	Jalen Hurts to A.J. Brown (11/20/11 at Ind)
29	Jalen Hurts to A.J. Brown (10/30/22 vs Pit)
27	Jalen Hurts to A.J. Brown (10/30/22 vs Pit)
27	Jalen Hurts to Dallas Goedert (9/11/22 at Det)
26	Jalen Hurts to Jack Stoll (12/4/22 vs Ten)
26	Jalen Hurts to Dallas Goedert (10/2/22 vs Jax)
25	Gardner Minshew to Dallas Goedert (12/24/22 at Dal)
24	Jalen Hurts to DeVonta Smith (11/20/22 at Ind)
24	Jalen Hurts to Dallas Goedert (9/19/22 vs Min)
23	Gardner Minshew to DeVonta Smith (12/24/22 at Dal)
23	Jalen Hurts to A.J. Brown (11/27/22 vs GB)
23	Jalen Hurts to Quez Watkins (11/3/22 at Hou)
23	Gardner Minshew to Zach Pascal (10/30/22 vs Pit)
23	Jalen Hurts to Dallas Goedert (9/25/22 at Was)
23	Jalen Hurts to A.J. Brown (9/19/22 vs Min)

RUSHING (20+ YARDS)

42	Jalen Hurts (11/27/22 vs GB)
40	Miles Sanders (12/11/22 at NYG)
39	Miles Sanders (9/11/22 at Det)
35	Miles Sanders (10/2/22 vs Jax)
32	Miles Sanders (11/27/22 vs GB)
28	Jalen Hurts (11/27/22 vs GB)
28	Miles Sanders (11/27/22 vs GB)
26	Jalen Hurts (9/19/22 vs Min)
25	Miles Sanders (11/3/22 at Hou)
24	Miles Sanders (12/11/22 at NYG)
24	Jalen Hurts (11/27/22 vs GB)
24	Miles Sanders (9/11/22 at Det)
23	Jalen Hurts (11/20/22 at Ind)
22	Jalen Hurts (12/18/22 at Chi)
22	Miles Sanders (12/11/22 at NYG)
21	Miles Sanders (11/27/22 vs GB)
21	Miles Sanders (10/30/22 vs Pit)
20	Trey Sermon (10/2/22 vs Jax)
20	Jalen Hurts (9/11/22 at Det)

EAGLES 20+ YARD PLAYS

PASSING (20+ YARDS)

22	Gardner Minshew to Dallas Goedert (12/24/22 at Dal)
22	Gardner Minshew to DeVonta Smith (12/24/22 at Dal)
22	Jalen Hurts to Quez Watkins (11/20/22 at Ind)
22	Jalen Hurts to DeVonta Smith (11/3/22 at Hou)
22	Jalen Hurts to A.J. Brown (10/16/22 vs Dal)
22	Jalen Hurts to DeVonta Smith (10/9/22 at Ari)
22	Jalen Hurts to A.J. Brown (10/2/22 vs Jax)
22	Jalen Hurts to Dallas Goedert (10/2/22 vs Jax)
22	Jalen Hurts to Dallas Goedert (9/11/22 at Det)
21	Jalen Hurts to DeVonta Smith (12/18/22 at Chi)
21	Jalen Hurts to Dallas Goedert (11/3/22 at Hou)
21	Jalen Hurts to Jack Stoll (10/16/22 at Dal)
20	Gardner Minshew to Dallas Goedert (12/24/22 at Dal)
20	Gardner Minshew to Kenneth Gainwell (12/24/22 at Dal)
20	Jalen Hurts to A.J. Brown (12/18/22 at Chi)
20	Jalen Hurts to DeVonta Smith (12/4/22 vs Ten)
20	Jalen Hurts to DeVonta Smith (10/9/22 at Ari)

RUSHING (20+ YARDS)

OPPONENT 20+ YARD PLAYS

PASSING (20+ YARDS)

63	Jordan Love to Christian Watson (11/27/22 vs GB)
52	Dak Prescott to T.Y. Hilton (12/24/22 at Dal)
45	Trevor Lawrence to Christian Kirk (10/2/22 vs Jax)
45	Carson Wentz to Terry McLaurin (9/25/22 at Was)
41	Ryan Tannehill to Chigoziem Okonkwo (12/4/22 vs Ten)
41	Taylor Heinicke to Terry McLaurin (11/14/22 vs Was)
37	Daniel Jones to Darius Slayton (12/11/22 at NYG)
36	Dak Prescott to CeeDee Lamb (12/24/22 at Dal)
35	Justin Fields to Byron Pringle (12/18/22 at Chi)
34	Davis Mills to Phillip Dorsett (11/3/22 at Hou)
31	Matt Ryan to Parris Campbell (11/20/22 at Ind)
30	Aaron Rodgers to Aaron Jones (11/27/22 vs GB)
29	Jared Goff to Amon-Ra St. Brown (9/11/22 at Det)
28	Kyler Murray to Rondale Moore (10/9/22 at Ari)
28	Jared Goff to Josh Reynolds (9/11/22 at Det)
27	Davis Mills to Phillip Dorsett (11/3/22 at Hou)
26	Dak Prescott to CeeDee Lamb (12/24/22 at Dal)
26	Aaron Rodgers to Christian Watson (11/27/22 vs GB)
26	Taylor Heinicke to Terry McLaurin (11/14/22 vs Was)
26	Trevor Lawrence to Dan Arnold (10/2/22 vs Jax)
25	Ryan Tannehill to Treyton Burks (12/4/22 vs Ten)
25	Davis Mills to Chris Moore (11/3/22 at Hou)
25	Kenny Pickett to Chase Claypool (10/30/22 vs Pit)
25	Kyler Murray to Marquise Brown (10/9/22 at Ari)
25	Jared Goff to D'Andre Swift (9/11/22 at Det)
24	Dak Prescott to Jake Ferguson (12/24/22 at Dal)
24	Matt Ryan to Michael Pittman Jr. (11/20/22 at Ind)
24	Cooper Rush to CeeDee Lamb (10/16/22 vs Dal)
24	Trevor Lawrence to Jamal Agnew (10/2/22 vs Jax)
23	Aaron Rodgers to Aaron Jones (11/27/22 vs GB)
23	Taylor Heinicke to Curtis Samuel (11/14/22 vs Was)
23	Carson Wentz to J.D. McKissic (9/25/22 at Was)
22	Cooper Rush to Jake Ferguson (10/16/22 vs Dal)
22	Jared Goff to DJ Chark (9/11/22 at Det)
21	Dak Prescott to Dalton Schultz (12/24/22 at Dal)
21	Justin Fields to David Montgomery (12/18/22 at Chi)
21	Aaron Rodgers to Christian Watson (11/27/22 vs GB)
21	Kenny Pickett to Pat Freiermuth (10/30/22 vs Pit)
20	Justin Fields to Equanimeous St. Brown (12/18/22 at Chi)
20	Taylor Heinicke to Curtis Samuel (11/14/22 vs Was)

RUSHING (20+ YARDS)

50	D'Andre Swift (9/11/22 at Det)
39	Justin Fields (12/18/22 at Chi)
36	Dameon Pierce (11/3/22 at Hou)
32	Tyrod Taylor (12/11/22 at NYG)
28	Jonathan Taylor (11/20/22 at Ind)
22	Ezekiel Elliott (12/24/22 at Dal)
20	AJ Dillon (11/27/22 vs GB)



RECORD BOOK



FRONT OFFICE & COACHING STAFF

PLAYER BIOS

ROSTER BREAKDOWN

2022 EAGLES STATISTICS

RECORD BOOK

NFL STATISTICS

OFF THE FIELD




SEASONS PLAYED

Rk	Player	Seasons
1.	Chuck Bednarik (C/LB) (1949-62)	14
2t.	Brandon Graham (DE) (2010-)	13
	Brian Dawkins (S) (1996-2008)	13
	Harold Carmichael (WR) (1971-83).....	13
	Frank "Bucko" Kilroy (OL/DL) (1943-55)	13
	Vic Sears (DT) (1941-53).....	13
7t.	Jason Kelce (C) (2011-)	12
	Jason Peters (T) (2009-20)	12
	David Akers (K) (1999-2010)	12
	Jerry Sisemore (T) (1973-84).....	12
	Bobby Walston (WR/K) (1951-62).....	12

GAMES PLAYED

Rk	Player	Games
1.	David Akers (K) (1999-2010)	188
2.	Brian Dawkins (S) (1996-2008)	183
3.	Harold Carmichael (WR) (1971-83).....	180
4.	Brandon Graham (DE) (2010-)	176
5.	Brent Celek (TE) (2007-17)	175
6.	Jason Kelce (C) (2011-)	174
7.	Fletcher Cox (DT) (2012-)	171
8.	Chuck Bednarik (C/LB) (1949-62)	169
9.	Tra Thomas (T) (1998-2008)	166
10.	Jon Dorenbos (LS) (2006-16).....	162
11.	Randy Logan (S) (1973-83)	159
12.	Guy Morriss (C) (1973-83).....	158
13.	Jerry Sisemore (T) (1973-84).....	156
14.	Trent Cole (DE/LB) (2005-14).....	155
15t.	Jason Peters (T) (2009-20)	148
	Donovan McNabb (QB) (1999-2009)	148
	Ken Clarke (DT) (1978-87)	148
	Bobby Walston (WR/K) (1951-62).....	148
19.	Jon Runyan (T) (2000-08).....	144
20.	Ron Jaworski (QB) (1977-86).....	142



CHUCK BEDNARIK

CONSECUTIVE GAMES PLAYED

Rk	Player	Games
1t.	Jon Dorenbos (LS) (2006-16).....	162
	Harold Carmichael (WR) (1971-83).....	162
3.	Randy Logan (S) (1973-83)	159
4.	Bobby Walston (WR/K) (1951-62).....	148
5.	Jon Runyan (T) (2000-08).....	144
6.	Ken Clarke (DT) (1978-87).....	139
7.	Herman Edwards (DB) (1977-85).....	135
8.	Frank LeMaster (LB) (1974-82).....	129
9.	Sheldon Brown (CB) (2002-09).....	128
10.	Jerry Sisemore (T) (1974-82)	127

CONSECUTIVE GAMES STARTED

Rk	Player	Games
1.	Jon Runyan (T) (2000-08).....	144
2t.	Jason Kelce (C) (2014-)	137
	Herman Edwards (DB) (1977-85).....	135
4.	Jerry Sisemore (T) (1974-82)	127
5.	Reggie White (DE) (1985-92).....	120

GAMES PLAYED BY POSITION

QUARTERBACK

Rk	Player	Games
1.	Donovan McNabb (1999-2009).....	148
2.	Ron Jaworski (1977-86).....	142
3.	Randall Cunningham (1985-95).....	122
4.	Norm Snead (1964-70)	85
5.	Sonny Jurgensen (1957-63)	83

OFFENSIVE LINE

Rk	Player	Games
1.	Jason Kelce (2011-)	174
2.	Chuck Bednarik (1949-62).....	169
3.	Tra Thomas (1998-2008).....	166
4.	Guy Morriss (1973-83).....	158
5.	Jerry Sisemore (1973-84).....	156

DEFENSIVE BACK

Rk	Player	Games
1.	Brian Dawkins (1996-2008).....	183
2.	Randy Logan (1973-83).....	159
3t.	Andre Waters (1984-93).....	137
	Wes Hopkins (1983-93).....	137
5.	Herman Edwards (1977-85).....	135

RUNNING BACK

Rk	Player	Games
1.	Tom Woodeshick (1963-71).....	111
2.	Brian Westbrook (2002-09).....	107
3.	Keith Byars (1986-92).....	105
4.	Wilbert Montgomery (1977-84).....	100
5.	Duce Staley (1997-2003).....	98

DEFENSIVE LINE

Rk	Player	Games
1.	Brandon Graham (2010-)	176
2.	Fletcher Cox (2012-)	171
3.	Trent Cole (2005-14).....	155
4.	Ken Clarke (1978-87).....	148
5.	Vic Sears (1941-53).....	131

KICKER

Rk	Player	Games
1.	David Akers (1999-2010).....	188
2.	Bobby Walston (1951-62).....	148
3.	Jake Elliott (2017-)	94
4.	Sam Baker (1964-69)	82
5.	Tony Franklin (1979-83).....	73

WIDE RECEIVER/TIGHT END

Rk	Player	Games
1.	Harold Carmichael (1971-83)	180
2.	Brent Celek (2007-17)	175
3.	Bobby Walston (1951-62).....	148
4.	Pete Retzlaff (1956-66)	132
5.	Zach Ertz (2013-21).....	122

LINEBACKER

Rk	Player	Games
1.	Chuck Bednarik (1949-62).....	169
2.	William Thomas (1991-99)	140
3.	John Bunting (1972-82).....	132
4.	Frank LeMaster (1974-82).....	129
5.	Seth Joyner (1986-93)	120

PUNTER

Rk	Player	Games
1.	Donnie Jones (2013-17).....	80
2.	Max Runager (1979-83, '89).....	72
3.	Sean Landeta (1999-2002, '05).....	65
4t.	Sav Rocca (2007-10).....	64
	Tom Hutton (1995-98).....	64
	Jeff Feagles (1990-93).....	64



POINTS									
Rk	Player	G	TD	XPM	XPA	FGM	FGA	2PT	Pts
1.	David Akers (1999-2010)	188	0	441	447	294	357	0	1,323
2.	Bobby Walston (WR/K) (1951-62)	148	46	365	383	80	157	0	881
3.	Jake Elliott (2017-)	94	0	224	235	132	157	0	620
4.	Sam Baker (1964-69)	82	0	205	213	90	153	0	475
5.	Harold Carmichael (WR) (1971-83)	180	79	0	0	0	0	0	474
6.	Steve Van Buren (B) (1944-51)	83	77	2	2	0	0	0	464
7.	Tony Franklin (1979-83)	73	0	172	182	80	128	0	412
8.	Brian Westbrook (RB) (2002-09)	107	68	0	0	0	0	1	410
9.	Tommy McDonald (FL) (1957-63)	88	67	0	0	0	0	0	402
10.	Paul McFadden (1984-87)	60	0	117	119	91	124	0	390
11.	Roger Ruzek (1989-93)	58	0	139	151	81	108	0	382
12.	Pete Pihos (E) (1947-55)	107	63	0	0	0	0	0	378
13.	Timmy Brown (B) (1960-67)	96	62	0	0	0	0	0	372
14.	Mike Quick (WR) (1982-90)	101	61	0	0	0	0	0	366
15.	Wilbert Montgomery (RB) (1977-84)	100	58	0	0	0	0	0	348
16.	Alex Henery (2011-13)	48	0	116	117	74	86	0	338
17.	LeSean McCoy (RB) (2009-14)	90	54	0	0	0	0	1	326
18t.	Tom Dempsey (1971-74)	47	0	84	90	66	108	0	282
	Pete Retzlaff (E) (1956-66)	132	47	0	0	0	0	0	282
20.	DeSean Jackson (WR) (2008-13, '19-20)	95	42	0	0	0	0	0	252

TOUCHDOWNS

Rk	Player	TD
1.	Harold Carmichael (WR) (1971-83).....	79
2.	Steve Van Buren (B) (1944-51).....	77
3.	Brian Westbrook (RB) (2002-09).....	68
4.	Tommy McDonald (FL) (1957-63).....	67
5.	Pete Pihos (E) (1947-55).....	63
6.	Timmy Brown (B) (1960-67).....	62
7.	Mike Quick (WR) (1982-90).....	61
8.	Wilbert Montgomery (RB) (1977-84).....	58
9.	LeSean McCoy (RB) (2009-14).....	54
10.	Pete Retzlaff (E) (1956-66).....	47

FIELD GOALS MADE

Rk	Player	FGM
1.	David Akers (1999-2010).....	294
2.	Jake Elliott (2017-)	132
3.	Paul McFadden (1984-87).....	91
4.	Sam Baker (1964-69).....	90
5.	Roger Ruzek (1989-93).....	81
6t.	Tony Franklin (1979-83).....	80
	Bobby Walston (WR/K) (1951-62).....	80
8.	Alex Henery (2011-13).....	74
9.	Tom Dempsey (1971-74).....	66
10.	Caleb Sturgis (2015-17).....	56

PATs MADE

Rk	Player	XPM
1.	David Akers (1999-2010).....	441
2.	Bobby Walston (WR/K) (1951-62).....	365
3.	Jake Elliott (2017-)	224
4.	Sam Baker (1964-69).....	205
5.	Tony Franklin (1979-83).....	172
6.	Cliff Patton (1946-50).....	160
7.	Roger Ruzek (1989-93).....	139
8.	Paul McFadden (1984-87).....	117
9.	Alex Henery (2011-13).....	116
10.	Roy Zimmerman (1943-46).....	89



DAVID AKERS

FIELD GOAL ATTEMPTS

Rk	Player	FGA
1.	David Akers (1999-2010).....	357
2t.	Jake Elliott (2017-)	157
	Bobby Walston (WR/K) (1951-62).....	157
4.	Sam Baker (1964-69).....	153
5.	Tony Franklin (1979-83).....	128
6.	Paul McFadden (1984-87).....	124
7t.	Roger Ruzek (1989-93).....	108
	Tom Dempsey (1971-74).....	108
9.	Alex Henery (2011-13).....	86
10.	Caleb Sturgis (2015-17).....	66

FIELD GOAL PERCENTAGE

Rk	Player	FG%
1.	Jake Elliott (2017-)	84.1
2.	David Akers (1999-2010).....	82.4
3.	Roger Ruzek (1989-93).....	75.0
4.	Paul McFadden (1984-87).....	73.4
5.	Tony Franklin (1979-83).....	62.5

PAT ATTEMPTS

Rk	Player	XPA
1.	David Akers (1999-2010).....	447
2.	Bobby Walston (WR/K) (1951-62).....	383
3.	Jake Elliott (2017-)	235
4.	Sam Baker (1964-69).....	213
5.	Tony Franklin (1979-83).....	182
6.	Cliff Patton (1946-50).....	166
7.	Roger Ruzek (1989-93).....	151
8.	Paul McFadden (1984-87).....	119
9.	Alex Henery (2011-13).....	117
10.	Roy Zimmerman (1943-46).....	98

ALL-TIME SCORING

TDs by rushing.....	1,123
TDs by reception.....	1,728
TDs by INT return.....	105
TDs by kickoff return.....	29
TDs by punt return.....	33
TDs by fumble return.....	87
TDs by blocked punt.....	11
FGs made.....	1,414



POINTS								
Rk	Player	TD	XPM	XPA	FGM	FGA	2PT	Pts
1.	Cody Parkey (2014)	0	54	54	<u>32</u>	36	0	<u>150</u>
2.	David Akers (2008)	0	45	45	33	40	0	<u>144</u>
3.	David Akers (2010)	0	<u>47</u>	<u>47</u>	32	38	0	143
4.	David Akers (2009)	0	43	45	32	37	0	<u>139</u>
5.	Caleb Sturgis (2016)	0	30	31	35	41	0	135
6.	Jake Elliott (2021)	0	44	44	30	33	0	134
7.	David Akers (2002)	0	43	43	30	34	0	133
8.	David Akers (2004)	0	41	42	<u>27</u>	<u>32</u>	0	<u>122</u>
9.	David Akers (2000)	0	34	36	29	33	0	121
10.	LeSean McCoy (RB) (2011)	20	0	0	0	0	0	120

Led NFL Led Conference

TOUCHDOWNS		
Rk	Player	TD
1.	LeSean McCoy (2011)	20
2.	Steve Van Buren (1945)	18
3t.	Brian Westbrook (2008)	14
	Terrell Owens (2004)	14
	Wilbert Montgomery (1979)	14
	Steve Van Buren (1947)	14

CONSECUTIVE GAMES WITH TD		
Rk	Player	Games
1.	LeSean McCoy (2011)	9
2.	Steve Van Buren (1947)	8
3t.	5x, last: Ricky Watters (1995)	6



JAKE ELLIOTT

FIELD GOALS MADE		
Rk	Player	FGM
1.	Caleb Sturgis (2016)	35
2.	David Akers (2008)	33
3t.	Cody Parkey (2014)	32
	David Akers (2010)	32
	David Akers (2009)	32

FIELD GOAL ATTEMPTS		
Rk	Player	FGA
1.	Caleb Sturgis (2016)	41
2t.	David Akers (2008)	40
	Tom Dempsey (1973)	40
4.	David Akers (2010)	38
5t.	David Akers (2009)	37
	Paul McFadden (1984)	37

FIELD GOAL PERCENTAGE		
Rk	Player	FG%
1.	Jake Elliott (2021)	90.9
2t.	Cody Parkey (2014)	88.9
	Alex Henery (2011)	88.9
4.	David Akers (2002)	88.2
5.	David Akers (2000)	87.9

CONSECUTIVE FIELD GOALS MADE		
Rk	Player	FGM
1.	Alex Henery (2012)	22
2.	Jake Elliott (2018-19)	20
3.	Caleb Sturgis (2016)	18
4t.	Jake Elliott (2021)	17
	Cody Parkey (2014)	17
	Alex Henery (2011-12)	17
	David Akers (2009)	17
	David Akers (2001)	17
9t.	David Akers (2008)	15
	David Akers (2004)	15

PATs MADE		
Rk	Player	XPM
1.	Cody Parkey (2014)	54
2.	Cliff Patton (1948)	50
3.	Jake Elliott (2022)	49
4t.	David Akers (2006)	48
	Tony Franklin (1980)	48

PAT ATTEMPTS		
Rk	Player	XPA
1.	Cody Parkey (2014)	54
2.	Jake Elliott (2022)	51
3.	Cliff Patton (1948)	50
4t.	David Akers (2006)	48
	Roger Ruzek (1990)	48
	Tony Franklin (1980)	48
	Bobby Walston (1953)	48

CONSECUTIVE PATs MADE		
Rk	Player	XPM
1.	David Akers (2004-09)	173
2.	David Akers (2001-04)	153
3.	Cliff Patton (1947-49)	84



CODY PARKEY



POINTS

Rk	Player	Pts
1.	Bobby Walston (WR/K) (10/17/54 at Washington).....	25
2t.	Brian Westbrook (RB) (11/27/08 vs. Cardinals).....	24
	Irving Fryar (WR) (10/20/96 vs. Dolphins)	24
	Wilbert Montgomery (RB) (10/7/79 vs. Washington)	24
	Wilbert Montgomery (RB) (9/10/78 at Washington).....	24
	Ben Hawkins (FL) (9/28/69 vs. Steelers)	24
	Tommy McDonald (FL) (10/4/59 vs. Giants)	24
	Clarence Peaks (B) (11/16/58 vs. Cardinals).....	24

TOUCHDOWNS

Rk	Player	TD
1t.	Brian Westbrook (RB) (11/27/08 vs. Cardinals).....	4
	Irving Fryar (WR) (10/20/96 vs. Dolphins)	4
	Wilbert Montgomery (RB) (10/7/79 vs. Washington)	4
	Wilbert Montgomery (RB) (9/10/78 at Washington).....	4
	Ben Hawkins (FL) (9/28/69 vs. Steelers)	4
	Tommy McDonald (FL) (10/4/59 vs. Giants)	4
	Clarence Peaks (B) (11/16/58 vs. Cardinals).....	4

FIELD GOALS MADE


Rk	Player	FGM
1.	Tom Dempsey (11/12/72 at Oilers)	6
2t.	Cody Parkey (11/23/14 vs. Titans).....	5
	Alex Henery (10/6/13 at Giants)	5
	David Akers (11/18/01 at Cowboys).....	5
	Gary Anderson (12/22/96 vs. Cardinals)	5
	Gary Anderson (10/1/95 at Saints).....	5

FIELD GOAL ATTEMPTS

Rk	Player	FGA
1t.	Tom Dempsey (11/12/72 at Oilers)	7
	Sam Baker (12/5/65 vs. Cowboys).....	7
3t.	Cody Parkey (11/23/14 vs. Titans).....	6
	David Akers (10/3/04 at Bears)	6
	Tom Dempsey (10/7/73 at Bills).....	6

LONGEST FIELD GOALS

Rk	Player	Yds
1.	Jake Elliott (9/24/17 vs. Giants).....	61
2.	Tony Franklin (11/12/79 at Cowboys).....	59
3.	Jake Elliott (10/10/21 at Panthers).....	58
4.	David Akers (9/14/03 vs. Patriots)	57
5.	Jake Elliott (11/11/18 vs. Cowboys).....	56
6.	Caleb Sturgis (10/30/16 at Cowboys)	55
7t.	Jake Elliott (11/27/22 vs. Packers)	54
	Jake Elliott (9/27/20 vs. Bengals).....	54
	Cody Parkey (10/26/14 at Cardinals)	54
	Tom Dempsey (12/12/71 vs. Cardinals)	54
11t.	Jake Elliott (10/13/19 at Vikings)	53
	Jake Elliott (10/1/17 at Chargers)	53
	Caleb Sturgis (9/19/16 at Bears).....	53
	Caleb Sturgis (11/8/15 at Cowboys).....	53
	David Akers (9/30/07 at Giants).....	53
	David Akers (10/24/99 at Dolphins).....	53
	Roger Ruzek (12/9/90 at Dolphins)	53



BOBBY WALSTON



PASSING YARDS

Rk	Player	G	Att	Cmp	Pct	Yds	Y/A	TD	INT	Lg	Rate
1.	Donovan McNabb (1999-2009)	148	4,746	2,801	59.0	32,873	6.9	216	100	91t	86.5
2.	Ron Jaworski (1977-86)	142	3,918	2,088	53.3	26,963	6.9	175	151	99t	74.0
3.	Randall Cunningham (1985-95)	122	3,362	1,874	55.7	22,877	6.8	150	105	95t	78.7
4.	Carson Wentz (2016-20)	68	2,492	1,562	62.7	16,811	6.7	113	50	73t	89.2
5.	Norm Snead (1964-70)	85	2,236	1,154	51.6	15,672	7.0	111	124	87t	67.7
6.	Tommy Thompson (1941-50)	88	1,396	723	51.8	10,240	7.3	90	100	75t	67.4
7.	Michael Vick (2009-13)	54	1,300	773	59.5	9,984	7.7	57	33	91t	87.7
8.	Sonny Jurgensen (1957-63)	83	1,107	602	54.4	9,639	8.7	76	73	84	79.1
9.	Nick Foles (2012-14, '17-18)	40	1,189	748	62.9	8,703	7.3	58	23	83t	93.2
10.	Bobby Thomason (1952-57)	68	1,113	556	50.0	8,124	7.3	57	80	67t	61.2
11.	Jalen Hurts (2020-)	44	1,005	628	62.5	7,677	7.6	44	18	91	93.1
12.	Norm Van Brocklin (1958-60)	36	998	542	54.3	7,497	7.5	55	51	91t	75.7
13.	Roman Gabriel (1973-77)	53	1,185	661	55.8	7,221	6.1	47	37	80t	74.2
14.	Adrian Burk (1951-56)	70	960	457	47.6	6,203	6.5	55	77	84t	54.4
15.	Rodney Peete (1995-98)	30	756	434	57.4	4,945	6.5	17	27	62	69.8
16.	Ty Detmer (1996-97)	21	645	372	57.7	4,478	6.9	22	19	57	78.2
17.	King Hill (1961-68)	71	635	325	51.2	4,308	6.8	29	51	92t	54.8
18.	Sam Bradford (2015)	14	532	346	65.0	3,725	7.0	19	14	78t	86.4
19.	Roy Zimmerman (1943-46)	41	435	190	43.7	3,219	7.4	30	43	75t	52.7
20.	Mark Sanchez (2014-15)	13	400	257	64.3	3,034	7.6	18	15	72	86.6

ATTEMPTS

Rk	Player	Att
1.	Donovan McNabb (1999-2009)	4,746
2.	Ron Jaworski (1977-86)	3,918
3.	Randall Cunningham (1985-95)	3,362
4.	Carson Wentz (2016-20)	2,492
5.	Norm Snead (1964-70)	2,236
6.	Tommy Thompson (1941-50)	1,396
7.	Michael Vick (2009-13)	1,300
8.	Nick Foles (2012-14, '17-18)	1,189
9.	Roman Gabriel (1973-77)	1,185
10.	Bobby Thomason (1952-57)	1,113

COMPLETIONS

Rk	Player	Cmp
1.	Donovan McNabb (1999-2009)	2,801
2.	Ron Jaworski (1977-86)	2,088
3.	Randall Cunningham (1985-95)	1,874
4.	Carson Wentz (2016-20)	1,562
5.	Norm Snead (1964-70)	1,154
6.	Michael Vick (2009-13)	773
7.	Nick Foles (2012-14, '17-18)	748
8.	Tommy Thompson (1941-50)	723
9.	Roman Gabriel (1973-77)	661
10.	Jalen Hurts (2020-)	628

COMPLETION %

Rk	Player	Pct
1.	Sam Bradford (2015)	65.0
2.	Nick Foles (2012-14, '17-18)	62.9
3.	Carson Wentz (2016-20)	62.7
4.	Jalen Hurts (2020-)	62.5
5.	Michael Vick (2009-13)	59.5
6.	Donovan McNabb (1999-2009)	59.0
7.	Ty Detmer (1996-97)	57.7
8.	Rodney Peete (1995-98)	57.4
9.	Roman Gabriel (1973-77)	55.8
10.	Randall Cunningham (1985-95)	55.7

YARDS/ATTEMPT

Rk	Player	Y/A
1.	Sonny Jurgensen (1957-63)	8.7
2.	Michael Vick (2009-13)	7.7
3.	Jalen Hurts (2020-)	7.6
4.	Norm Van Brocklin (1958-60)	7.5
5t.	Nick Foles (2012-14, '17-18)	7.3
	Bobby Thomason (1952-57)	7.3
	Tommy Thompson (1941-50)	7.3
8t.	Sam Bradford (2015)	7.0
	Norm Snead (1964-70)	7.0
10t.	Donovan McNabb (1999-2009)	6.9
	Ty Detmer (1996-97)	6.9

TOUCHDOWNS

Rk	Player	TD
1.	Donovan McNabb (1999-2009)	216
2.	Ron Jaworski (1977-86)	175
3.	Randall Cunningham (1985-95)	150
4.	Carson Wentz (2016-20)	113
5.	Norm Snead (1964-70)	111
6.	Tommy Thompson (1941-50)	90
7.	Sonny Jurgensen (1957-63)	76
8.	Nick Foles (2012-14, '17-18)	58
9t.	Michael Vick (2009-13)	57
	Bobby Thomason (1952-57)	57

TOUCHDOWN %

Rk	Player	TD%
1.	Sonny Jurgensen (1957-63)	6.9
2.	Tommy Thompson (1941-50)	6.4
3.	Adrian Burk (1951-56)	5.7
4.	Norm Van Brocklin (1958-60)	5.5
5.	Bobby Thomason (1952-57)	5.1
6.	Norm Snead (1964-70)	5.0
7.	Nick Foles (2012-14, '17-18)	4.9
8t.	Donovan McNabb (1999-2009)	4.6
	King Hill (1961-68)	4.6
10.	Carson Wentz (2016-20)	4.5

INTERCEPTIONS

Rk	Player	INT
1.	Ron Jaworski (1977-86)	151
2.	Norm Snead (1964-70)	124
3.	Randall Cunningham (1985-95)	105
4t.	Donovan McNabb (1999-2009)	100
	Tommy Thompson (1941-50)	100
6.	Bobby Thomason (1952-57)	80
7.	Adrian Burk (1951-56)	77
8.	Sonny Jurgensen (1957-63)	73
9t.	King Hill (1961-68)	51
	Norm Van Brocklin (1958-60)	51

INTERCEPTION %

Rk	Player	INT%
1.	Jalen Hurts (2020-)	1.8
2.	Nick Foles (2012-14, '17-18)	1.9
3.	Carson Wentz (2016-20)	2.0
4.	Donovan McNabb (1999-2009)	2.1
5.	Michael Vick (2009-13)	2.5
6.	Sam Bradford (2015)	2.6
7.	Ty Detmer (1996-97)	3.0
8t.	Roman Gabriel (1973-77)	3.1
	Randall Cunningham (1985-95)	3.1
10.	Rodney Peete (1995-98)	3.6

PASSER RATING

Rk	Player	Rate
1.	Nick Foles (2012-14, '17-18)	93.2
2.	Jalen Hurts (2020-)	93.1
3.	Carson Wentz (2016-20)	89.2
4.	Michael Vick (2009-13)	87.7
5.	Donovan McNabb (1999-2009)	86.5
6.	Sam Bradford (2015)	86.4
7.	Sonny Jurgensen (1957-63)	79.1
8.	Randall Cunningham (1985-95)	78.7
9.	Ty Detmer (1996-97)	78.2
10.	Norm Van Brocklin (1958-60)	75.7



PASSING YARDS

Rk	Player	Att	Cmp	Pct	Yds	Y/A	TD	INT	Lg	Rate
1.	Carson Wentz (2019)	607	388	63.9	4,039	6.7	27	7	53t	93.1
2.	Donovan McNabb (2008)	571	345	60.4	3,916	6.9	23	11	90t	86.4
3.	Donovan McNabb (2004)	469	300	64.0	3,875	8.3	31	8	80	104.7
4.	Randall Cunningham (1988)	560	301	53.8	3,808	6.8	24	16	80t	77.6
5.	Carson Wentz (2016)	607	379	62.4	3,782	6.2	16	14	73t	79.3
6.	Sam Bradford (2015)	532	346	65.0	3,725	7.0	19	14	78t	86.4
7.	Sonny Jurgensen (1961)	416	235	56.5	3,723	9.0	32	24	69	88.1
8.	Donovan McNabb (2009)	443	267	60.3	3,553	8.0	22	10	60t	92.9
9.	Ron Jaworski (1980)	451	257	57.0	3,529	7.8	27	12	56t	91.0
10.	Jalen Hurts (2022)	425	286	67.3	3,472	8.2	22	5	68	104.6

Led NFL Led Conference

ATTEMPTS

Rk	Player	Att
1t.	Carson Wentz (2019)	607
	Carson Wentz (2016)	607
3.	Donovan McNabb (2008)	571
4.	Donovan McNabb (2000)	569
5.	Randall Cunningham (1988)	560

COMPLETIONS

Rk	Player	Cmp
1.	Carson Wentz (2019)	388
2.	Carson Wentz (2016)	379
3.	Sam Bradford (2015)	346
4.	Donovan McNabb (2008)	345
5.	Donovan McNabb (2000)	330

COMPLETION %

Rk	Player	Pct
1.	Carson Wentz (2018)	69.6
2.	Jalen Hurts (2022)	67.3
3.	Sam Bradford (2015)	65.0
4.	Mark Sanchez (2014)	64.1
5t.	Nick Foles (2013)	64.0
	Donovan McNabb (2004)	64.0

YARDS/ATTEMPT

Rk	Player	Y/A
1.	Nick Foles (2013)	9.1
2.	Sonny Jurgensen (1961)	9.0
3.	Sonny Jurgensen (1962)	8.9
4.	Norm Van Brocklin (1960)	8.7
5.	Donovan McNabb (2006)	8.4

TOUCHDOWNS

Rk	Player	TD
1.	Carson Wentz (2017)	33
2.	Sonny Jurgensen (1961)	32
3.	Donovan McNabb (2004)	31
4.	Randall Cunningham (1990)	30
5.	Norm Snead (1967)	29

TOUCHDOWN %

Rk	Player	TD%
1.	Nick Foles (2013)	8.5
2.	Norm Van Brocklin (1960)	8.5
3.	Sonny Jurgensen (1961)	7.7
4.	Carson Wentz (2017)	7.5
5.	Bobby Thomason (1953)	6.9

FEWEST INTERCEPTIONS

Rk	Player	INT
1.	Nick Foles (2013)	2
2t.	Jalen Hurts (2022)	5
	Nick Foles (2012)	5
	Bubby Brister (1993)	5
5t.	Michael Vick (2010)	6
	Donovan McNabb (2006)	6
	Donovan McNabb (2002)	6

INTERCEPTION %

Rk	Player	INT%
1.	Nick Foles (2013)	0.6
2t.	Jalen Hurts (2022)	1.2
	Carson Wentz (2019)	1.2
4.	Donovan McNabb (2007)	1.5
5t.	Carson Wentz (2017)	1.6
	Michael Vick (2010)	1.6

PASSER RATING

Rk	Player	Rate
1.	Nick Foles (2013)	119.2
2.	Donovan McNabb (2004)	104.7
3.	Jalen Hurts (2022)	104.6
4.	Carson Wentz (2018)	102.2
5.	Carson Wentz (2017)	101.9

LONGEST PASSING PLAYS

Rk	Player	Yds
1.	Ron Jaworski to Mike Quick (11/10/1985 vs. Falcons)	99t
2.	Randall Cunningham to Fred Barnett (12/2/1990 at Bills)	95t
3.	Randall Cunningham to Herschel Walker (9/4/1994 at Giants)	93
4.	King Hill to Ben Hawkins (9/22/1968 vs. Giants)	92t
5t.	Jalen Hurts to Quez Watkins (9/19/21 vs. 49ers)	91
	Michael Vick to DeSean Jackson (12/12/2010 at Cowboys)	91t
	Donovan McNabb to Terrell Owens (10/30/2005 at Broncos)	91t
	Norm Van Brocklin to T. McDonald (10/5/1958 vs. Giants)	91t
9t.	Donovan McNabb to Hank Baskett (9/7/2008 vs. Rams)	90t
	Ron Jaworski to Mike Quick (10/28/1984 vs. Cardinals)	90t

NFL Record (tied)

CONSECUTIVE COMPLETIONS

Rk	Player	Cmp
1.	Nick Foles (12/30/18 at Washington)	25
2.	Donovan McNabb (11/28/04 at Giants - 12/5/04 vs. Packers)	24
3.	Donovan McNabb (9/23/07 vs. Lions)	18
4t.	Carson Wentz (12/15/19 at Washington)	15
	Carson Wentz (10/21/18 vs. Panthers)	15
	Donovan McNabb (9/21/08 vs. Steelers)	15

NFL Record (tied) Most consecutive completions to start a game by Eagles QB



PASSING YARDS

Rk	Player	Yds
1.	Nick Foles (12/23/18 vs. Texans)	471
2.	Donovan McNabb (12/5/04 vs. Packers)	464
3.	Donovan McNabb (11/15/09 at Chargers)	450
4.	Randall Cunningham (9/17/89 at Washington)	447
5.	Bobby Thomason (11/8/53 vs. Giants)	437
6.	Sonny Jurgensen (10/29/61 at Washington)	436
7t.	Nick Foles (12/15/13 at Vikings)	428
	Michael Vick (9/15/13 vs. Chargers)	428
9.	Sonny Jurgensen (12/16/62 at Cardinals)	419
10.	Michael Vick (10/2/11 vs. 49ers)	416
11.	Nick Foles (10/26/14 at Cardinals)	411
12.	Nick Foles (11/3/13 at Raiders)	406
13.	Sonny Jurgensen (12/17/61 at Lions)	403
14.	Randall Cunningham (10/2/89 at Bears)	401
15.	Vince Young (11/27/11 vs. Patriots)	400

ATTEMPTS

Rk	Player	Att
1t.	Nick Foles (10/26/14 at Cardinals)	62
	Randall Cunningham (10/2/89 at Bears)	62
3.	Carson Wentz (12/4/16 at Bengals)	60
4.	Donovan McNabb (11/16/08 at Bengals)	58
5.	Sonny Jurgensen (9/23/62 vs. Giants)	57

COMPLETIONS

Rk	Player	Cmp
1t.	Sam Bradford (12/26/15 vs. Washington)	37
	Mark Sanchez (12/20/14 at Washington)	37
3t.	Carson Wentz (12/4/16 at Bengals)	36
	Sam Bradford (9/14/15 at Falcons)	36
	Nick Foles (10/26/14 at Cardinals)	36

COMPLETION PERCENTAGE

Rk	Player	Pct
1.	Nick Foles (12/30/18 at Washington)	84.9
2.	Nick Foles (12/22/13 vs. Bears)	84.0
3.	Rodney Peete (9/15/96 vs. Lions)	83.3
4t.	Nate Sudfeld (12/31/17 vs. Cowboys)	82.6
	Jeff Garcia (11/26/06 at Colts)	82.6

YARDS PER ATTEMPT

Rk	Player	Y/A
1.	Sonny Jurgensen (11/25/62 vs. Cowboys)	16.3
2.	Sonny Jurgensen (11/26/61 vs. Cowboys)	15.3
3.	Donovan McNabb (9/23/07 vs. Lions)	14.7
4.	Nick Foles (11/3/13 at Raiders)	14.5
5.	Randall Cunningham (10/24/94 vs. Texans)	12.9

PASSER RATING

Rk	Player	Rate
1t.	Nick Foles (11/3/13 at Raiders)	158.3
	Donovan McNabb (9/23/07 vs. Lions)	158.3
3.	Donovan McNabb (10/11/09 vs. Buccaneers)	157.2
4.	Randall Cunningham (9/13/92 at Cardinals)	156.6
5.	Donovan McNabb (9/18/05 vs. 49ers)	155.4

TOUCHDOWNS

Rk	Player	TD
1t.	Nick Foles (11/3/13 at Raiders)	7
	Adrian Burk (10/17/54 at Washington)	7
3t.	Donovan McNabb (9/18/05 vs. 49ers)	5
	Donovan McNabb (12/5/04 vs. Packers)	5
	Randall Cunningham (9/17/89 at Washington)	5
	Norm Snead (9/28/69 vs. Steelers)	5
	Sonny Jurgensen (12/16/62 at Cardinals)	5
	Sonny Jurgensen (11/26/61 vs. Cowboys)	5
	Adrian Burk (11/28/54 vs. Washington)	5

NFL Record (tied)

400+ PASSING YARDS

400+ YARD PASSING GAMES, Career

Rk	Player	Games
1.	Nick Foles (2012-14, '17-18)	4
2t.	Michael Vick (2009-13)	3
	Randall Cunningham (1985-95)	3
	Sonny Jurgensen (1957-63)	3
5.	Donovan McNabb (1999-2009)	2

Includes playoff games

400+ YARD PASSING GAMES, Season

Rk	Player	Games
1t.	Nick Foles (2013)	2
	Randall Cunningham (1989)	2
	Sonny Jurgensen (1961)	2

Regular season only

300+ PASSING YARDS

300+ YARD PASSING GAMES, Career

Rk	Player	Games
1.	Donovan McNabb (1999-2009)	30
2.	Carson Wentz (2016-20)	19
3.	Randall Cunningham (1985-95)	13
4t.	Nick Foles (2012-14, '17-18)	12
	Ron Jaworski (1977-86)	12

Includes playoff games

300+ YARD PASSING GAMES, Season

Rk	Player	Games
1t.	Carson Wentz (2019)	5
	Carson Wentz (2018)	5
	Sam Bradford (2015)	5
	Donovan McNabb (2004)	5
	Sonny Jurgensen (1961)	5

Regular season only

CONSECUTIVE 300+ YARD PASSING GAMES

Rk	Player	Games
1t.	Sam Bradford (2015)	3
	Nick Foles (2014)	3
	Mark Sanchez (2014)	3
	Michael Vick (2011-12)	3
	Donovan McNabb (2005)	3

Regular season only



300+ YARD PASSING GAMES (TDs/INTs)

12/24/22..... Gardner Minshew at Cowboys (L).....	355 (2/2)	11/15/09..... Donovan McNabb at Chargers (L).....	450 (2/1)
12/18/22..... Jalen Hurts at Bears (W).....	315 (0/2)	09/27/09..... Kevin Kolb vs. Chiefs (W).....	327 (2/0)
12/4/22..... Jalen Hurts vs. Titans (W).....	380 (3/0)	09/20/09..... Kevin Kolb vs. Saints (L) - first NFL start.....	391 (2/3)
09/25/22..... Jalen Hurts at Commanders (W).....	340 (3/0)	01/18/09..... Donovan McNabb at Cardinals (L).....	375 (3/1)
09/19/22..... Jalen Hurts vs. Vikings (W).....	333 (1/1)	01/04/09..... Donovan McNabb at Vikings (W).....	300 (1/1)
10/03/21..... Jalen Hurts vs. Chiefs (L).....	387 (2/0)	11/16/08..... Donovan McNabb at Bengals (T).....	339 (1/3)
09/27/21..... Jalen Hurts at Cowboys (L).....	326 (2/2)	11/02/08..... Donovan McNabb at Seahawks (W).....	349 (2/1)
12/27/20..... Jalen Hurts at Cowboys (L).....	342 (1/2)	09/07/08..... Donovan McNabb vs. Rams (W).....	361 (3/0)
12/20/20..... Jalen Hurts at Cardinals (L).....	338 (3/0)	12/30/07..... Donovan McNabb vs. Bills (W).....	345 (1/1)
10/22/20..... Carson Wentz vs. Giants (W).....	359 (2/1)	11/25/07..... A.J. Feeley at Patriots (L).....	345 (3/3)
12/22/19..... Carson Wentz vs. Cowboys (W).....	319 (1/0)	10/28/07..... Donovan McNabb at Vikings (W).....	333 (1/0)
12/09/19..... Carson Wentz vs. Giants (W).....	325 (2/0)	09/23/07..... Donovan McNabb vs. Lions (W).....	381 (4/0)
12/01/19..... Carson Wentz at Dolphins (L).....	310 (3/1)	12/31/06..... A.J. Feeley vs. Falcons (W).....	321 (3/0)
10/13/19..... Carson Wentz at Vikings (L).....	306 (2/1)	12/04/06..... Jeff Garcia vs. Panthers (W).....	312 (3/0)
09/08/19..... Carson Wentz vs. Washington (W).....	313 (3/0)	10/22/06..... Donovan McNabb at Buccaneers (L).....	302 (3/3)
12/23/18..... Nick Foles vs. Texans (W).....	471 (4/1)	10/08/06..... Donovan McNabb vs. Cowboys (W).....	354 (2/0)
12/03/18..... Carson Wentz vs. Washington (W).....	306 (2/1)	09/17/06..... Donovan McNabb vs. Giants (L).....	350 (2/0)
11/11/18..... Carson Wentz vs. Cowboys (L).....	360 (2/1)	09/10/06..... Donovan McNabb at Texans (W).....	314 (3/1)
10/21/18..... Carson Wentz vs. Panthers (L).....	310 (2/0)	11/06/05..... Donovan McNabb at Washington (L).....	304 (1/1)
10/07/18..... Carson Wentz vs. Vikings (L).....	311 (2/0)	10/02/05..... Donovan McNabb at Chiefs (W).....	369 (3/1)
09/30/18..... Carson Wentz at Titans (L).....	348 (2/0)	09/25/05..... Donovan McNabb vs. Raiders (W).....	365 (2/1)
09/16/18..... Nick Foles at Buccaneers (L).....	334 (1/0)	09/18/05..... Donovan McNabb vs. 49ers (W).....	342 (5/0)
02/04/18..... Nick Foles at Patriots (W).....	373 (3/1)	02/06/05..... Donovan McNabb vs. Patriots (L).....	357 (3/3)
01/21/18..... Nick Foles vs. Vikings (W).....	352 (3/0)	12/05/04..... Donovan McNabb vs. Packers (W).....	464 (5/0)
12/03/17..... Carson Wentz at Seahawks (L).....	348 (1/1)	11/15/04..... Donovan McNabb at Cowboys (W).....	345 (4/0)
10/08/17..... Carson Wentz vs. Cardinals (W).....	304 (4/1)	10/24/04..... Donovan McNabb at Browns (W).....	376 (4/1)
09/17/17..... Carson Wentz at Chiefs (L).....	333 (2/1)	09/26/04..... Donovan McNabb at Lions (W).....	356 (2/0)
09/10/17..... Carson Wentz at Washington (W).....	307 (2/1)	09/12/04..... Donovan McNabb vs. Giants (W).....	330 (4/0)
12/11/16..... Carson Wentz* vs. Washington (L).....	314 (1/1)	11/16/03..... Donovan McNabb vs. Giants (W).....	314 (2/0)
12/04/16..... Carson Wentz* at Bengals (L).....	308 (1/3)	11/02/03..... Donovan McNabb at Falcons (W).....	312 (1/0)
11/06/16..... Carson Wentz* at Giants (L).....	364 (0/2)	09/09/01..... Donovan McNabb vs. Rams (L).....	312 (2/1)
09/25/16..... Carson Wentz* vs. Steelers (W).....	301 (2/0)	12/10/00..... Donovan McNabb at Browns (W).....	390 (4/0)
01/03/16..... Sam Bradford at Giants (W).....	320 (2/1)	10/01/00..... Donovan McNabb vs. Falcons (W).....	311 (2/1)
12/26/15..... Sam Bradford vs. Washington (L).....	380 (1/0)	11/30/97..... Bobby Hoyer vs. Bengals (W).....	313 (4/1)
12/20/15..... Sam Bradford vs. Cardinals (L).....	361 (2/2)	11/24/96..... Ty Detmer at Cardinals (L).....	322 (0/1)
10/11/15..... Sam Bradford vs. Saints (W).....	333 (2/2)	11/10/96..... Ty Detmer vs. Bills (L).....	315 (2/1)
09/14/15..... Sam Bradford at Falcons (L).....	336 (1/2)	10/27/96..... Ty Detmer vs. Panthers (W).....	342 (1/1)
12/20/14..... Mark Sanchez at Washington (L).....	374 (2/1)	12/24/94..... Bubby Brister at Bengals (L).....	325 (1/0)
11/23/14..... Mark Sanchez vs. Titans (W).....	307 (1/2)	12/04/94..... Randall Cunningham vs. Cowboys (L).....	327 (2/1)
11/16/14..... Mark Sanchez at Packers (L).....	346 (2/2)	10/24/94..... Randall Cunningham vs. Oilers (W).....	310 (2/1)
11/10/14..... Mark Sanchez vs. Panthers (W).....	332 (2/0)	09/12/94..... Randall Cunningham vs. Bears (W).....	311 (3/0)
10/26/14..... Nick Foles at Cardinals (L).....	411 (2/2)	09/04/94..... Randall Cunningham at Giants (L).....	344 (2/0)
09/21/14..... Nick Foles vs. Washington (W).....	325 (3/0)	01/03/94..... Bubby Brister at 49ers (W).....	350 (3/1)
09/15/14..... Nick Foles at Colts (W).....	331 (1/1)	09/19/93..... Randall Cunningham vs. Washington (W).....	360 (3/2)
09/07/14..... Nick Foles vs. Jaguars (W).....	322 (2/1)	12/13/92..... Randall Cunningham at Seahawks (W).....	365 (0/1)
12/15/13..... Nick Foles at Vikings (L).....	428 (3/1)	11/10/91..... Jim McMahon at Browns (W).....	341 (3/1)
11/03/13..... Nick Foles at Raiders (W).....	406 (7/0)	12/18/89..... Randall Cunningham at Saints (L).....	306 (2/2)
09/15/13..... Michael Vick vs. Chargers (L).....	428 (2/0)	10/02/89..... Randall Cunningham at Bears (L).....	401 (1/4)
12/23/12..... Nick Foles* vs. Washington (L).....	345 (1/1)	09/17/89..... Randall Cunningham at Washington (W).....	447 (5/1)
12/09/12..... Nick Foles* at Buccaneers (W).....	381 (2/0)	12/31/88..... Randall Cunningham at Bears (L).....	407 (0/3)
10/14/12..... Michael Vick vs. Lions (L).....	311 (2/2)	11/06/88..... Randall Cunningham vs. Rams (W).....	323 (3/0)
09/16/12..... Michael Vick vs. Ravens (W).....	371 (1/2)	10/10/88..... Randall Cunningham vs. Giants (W).....	369 (3/0)
09/09/12..... Michael Vick at Browns (W).....	317 (2/4)	11/29/87..... Randall Cunningham at Patriots (W).....	314 (2/1)
01/01/12..... Michael Vick vs. Washington (W).....	335 (3/1)	10/11/87..... Scott Tinsley at Cowboys (L).....	338 (3/0)
11/27/11..... Vince Young vs. Patriots (L).....	400 (1/1)	12/15/85..... Ron Jaworski at Chargers (L).....	334 (1/3)
10/09/11..... Michael Vick at Bills (L).....	315 (2/4)	12/01/85..... Ron Jaworski vs. Vikings (L).....	320 (2/1)
10/02/11..... Michael Vick vs. 49ers (L).....	416 (2/1)	11/03/85..... Ron Jaworski at 49ers (L).....	394 (1/3)
12/02/10..... Michael Vick vs. Texans (W).....	302 (2/1)	10/20/85..... Ron Jaworski vs. Cowboys (W).....	380 (1/0)
11/28/10..... Michael Vick at Bears (L).....	333 (2/1)	12/16/84..... Joe Pisarcik at Falcons (L).....	334 (1/0)
11/15/10..... Michael Vick at Washington (W).....	333 (4/0)	10/28/84..... Ron Jaworski vs. Cardinals (L).....	340 (2/3)
10/17/10..... Kevin Kolb vs. Falcons (W).....	326 (3/1)	11/27/83..... Ron Jaworski at Washington (L).....	333 (3/1)
12/27/09..... Donovan McNabb vs. Broncos (W).....	322 (3/1)	09/11/83..... Ron Jaworski vs. Washington (L).....	326 (1/2)
12/20/09..... Donovan McNabb vs. 49ers (W).....	306 (1/2)	09/19/82..... Ron Jaworski at Browns (W).....	334 (2/1)

300+ YARD PASSING GAMES (TDs/INTs)

09/12/82	Ron Jaworski vs. Washington (L).....	371 (2/0)
10/18/81	Ron Jaworski at Vikings (L).....	330 (2/2)
12/21/80	Ron Jaworski at Cowboys (L).....	331 (1/0)
11/09/80	Ron Jaworski at Saints (W).....	323 (3/0)
12/16/73	Roman Gabriel at Washington (L).....	302 (1/1)
12/02/73	Roman Gabriel at 49ers (L).....	322 (2/1)
10/14/73	Roman Gabriel at Cardinals (W).....	379 (3/0)
09/19/71	Pete Liske at Bengals (L).....	301 (2/3)
09/28/69	Norm Snead vs. Steelers (W).....	335 (5/1)
11/19/67	Norm Snead vs. Saints (W).....	309 (4/2)
10/22/67	Norm Snead at Cardinals (L).....	321 (2/2)
09/17/67	Norm Snead vs. Washington (W).....	301 (2/0)
12/05/65	Norm Snead vs. Cowboys (L).....	320 (0/1)
11/14/65	Norm Snead vs. Washington (W).....	311 (0/1)
11/07/65	Norm Snead at Browns (L).....	362 (3/2)
10/17/65	King Hill at Giants (L).....	321 (3/4)
12/13/64	Norm Snead at Cardinals (L).....	301 (3/2)
10/13/63	Sonny Jurgensen at Washington (W).....	315 (4/2)
09/15/63	Sonny Jurgensen vs. Steelers (T).....	322 (3/2)
12/16/62	Sonny Jurgensen at Cardinals (L).....	419 (5/3)
11/25/62	Sonny Jurgensen vs. Cowboys (W).....	342 (1/2)
09/23/62	Sonny Jurgensen vs. Giants (L).....	396 (1/3)
12/17/61	Sonny Jurgensen at Lions (W).....	403 (3/2)
12/10/61	Sonny Jurgensen vs. Giants (L).....	367 (3/2)
11/26/61	Sonny Jurgensen vs. Cowboys (W).....	351 (5/2)
10/29/61	Sonny Jurgensen at Washington (W).....	436 (3/2)
10/01/61	Sonny Jurgensen vs. Cardinals (L).....	399 (3/2)
11/16/58	Norm Van Brocklin vs. Cardinals (W).....	318 (2/1)
10/01/55	Bobby Thomason vs. Washington (L).....	349 (4/0)
11/28/54	Adrian Burk vs. Washington (W).....	345 (5/1)
12/13/53	Bobby Thomason vs. Browns (W).....	331 (3/0)
11/15/53	Bobby Thomason vs. Colts (W).....	329 (3/5)
11/08/53	Bobby Thomason vs. Giants (W).....	437 (4/1)
12/01/40	Davey O'Brien at Washington (L).....	316 (1/0)

* Rookie | *Playoff Game*

DONOVAN McNABB



CARSON WENTZ



RUSHING YARDS

Rk	Player	G	Att	Yds	Avg	Lg	TD
1.	LeSean McCoy (2009-14)	90	1,461	6,792	4.6	66t	44
2.	Wilbert Montgomery (1977-84)	100	1,465	6,538	4.5	90t	45
3.	Brian Westbrook (2002-09)	107	1,308	5,995	4.6	71t	37
4.	Steve Van Buren (1944-51)	83	1,320	5,860	4.4	70t	69
5.	Duce Staley (1997-2003)	98	1,200	4,807	4.0	64t	22
6.	Randall Cunningham (QB) (1985-95)	122	677	4,482	6.6	52t	32
7.	Ricky Watters (1995-97)	48	975	3,794	3.9	57	31
8.	Timmy Brown (1960-67)	96	850	3,703	4.4	61t	29
9.	Miles Sanders (2019-)	55	716	3,614	5.0	82t	20
10.	Tom Woodeshick (1963-71)	111	831	3,563	4.3	57t	21
11.	Donovan McNabb (QB) (1999-2009)	148	573	3,249	5.7	54	28
12.	Tom Sullivan (1972-77)	80	871	3,135	3.6	37	17
13.	Clarence Peaks (1957-63)	83	786	2,927	3.7	57	19
14.	Keith Byars (1986-92)	105	750	2,672	3.6	52	17
15.	Billy Barnes (1957-61)	60	689	2,391	3.5	70t	20
16.	Herschel Walker (1992-94)	48	554	2,344	4.2	91t	14
17.	Anthony Toney (FB) (1986-90)	67	639	2,294	3.6	44	14
18.	Charlie Garner (1994-98)	66	495	2,261	4.6	55t	17
19.	Correll Buckhalter (2001-08)	74	476	2,155	4.5	64t	18
20.	Heath Sherman (1989-93)	76	537	2,130	4.0	37	10

ATTEMPTS

Rk	Player	Att
1.	Wilbert Montgomery (1977-84).....	1,465
2.	LeSean McCoy (2009-14).....	1,461
3.	Steve Van Buren (1944-51).....	1,320
4.	Brian Westbrook (2002-09).....	1,308
5.	Duce Staley (1997-2003).....	1,200
6.	Ricky Watters (1995-97).....	975
7.	Tom Sullivan (1972-77).....	871
8.	Timmy Brown (1960-67).....	850
9.	Tom Woodeshick (1963-71).....	831
10.	Clarence Peaks (1957-63).....	786

RUSHING AVERAGE

Rk	Player	Avg
1.	Randall Cunningham (QB) (1985-95).....	6.6
2.	Donovan McNabb (QB) (1999-2009).....	5.7
3.	Miles Sanders (2019-)	5.0
4.	LeSean McCoy (2009-14).....	4.7
5t.	Brian Westbrook (2002-09).....	4.6
	Charlie Garner (1994-98).....	4.6
7t.	Correll Buckhalter (2001-08).....	4.5
	Wilbert Montgomery (1977-84).....	4.5
9t.	Steve Van Buren (1944-51).....	4.4
	Timmy Brown (1960-67).....	4.4

TOUCHDOWNS

Rk	Player	TD
1.	Steve Van Buren (1944-51).....	69
2.	Wilbert Montgomery (1977-84).....	45
3.	LeSean McCoy (2009-14).....	44
4.	Brian Westbrook (2002-09).....	37
5.	Randall Cunningham (QB) (1985-95).....	32
6.	Ricky Watters (1995-97).....	31
7.	Timmy Brown (1960-67).....	29
8.	Donovan McNabb (QB) (1999-2009).....	28
9.	Jalen Hurts (2020-)	26
10.	Duce Staley (1997-2003).....	22



LESEAN MCCOY



STEVE VAN BUREN



RUSHING YARDS						
Rk	Player	Att	Yds	Avg	Lg	TD
1.	LeSean McCoy (2013)	314	1,607	5.1	57t	9
2.	Wilbert Montgomery (1979)	338	1,512	4.5	62t	9
3.	Ricky Watters (1996)	353	1,411	4.0	56t	13
4.	Wilbert Montgomery (1981)	286	1,402	<u>4.9</u>	41	8
5.	Brian Westbrook (2007)	278	1,333	4.8	36	7
6.	LeSean McCoy (2014)	312	1,319	4.2	53	5
7.	LeSean McCoy (2011)	273	1,309	4.8	60	17
8t.	Duce Staley (1999)	325	1,273	3.9	29	4
	Ricky Watters (1995)	337	1,273	3.8	57	11
10.	Wilbert Montgomery (1978)	259	1,220	<u>4.7</u>	47	9
11.	Brian Westbrook (2006)	240	1,217	5.1	71t	7
12.	Miles Sanders (2022)	236	1,175	5.0	40t	11
13.	Steve Van Buren (1949)	263	1,146	4.4	41	11
14.	Ricky Watters (1997)	285	1,110	3.9	28	7
15.	LeSean McCoy (2010)	207	1,080	<u>5.2</u>	62	7
16.	Herschel Walker (1992)	267	1,070	4.0	38	8
17.	Duce Staley (1998)	258	1,065	4.1	64t	5
18.	Duce Staley (2002)	269	1,029	3.8	57	5
19.	Earnest Jackson (1985)	282	1,028	3.6	59	5
20.	Steve Van Buren (1947)	217	1,008	4.6	45	13

Led NFL Led Conference

ATTEMPTS		
Rk	Player	Att
1.	Ricky Watters (1996)	353
2.	Wilbert Montgomery (1979)	338
3.	Ricky Watters (1995)	337
4.	Duce Staley (1999)	325
5.	LeSean McCoy (2013)	314

TOUCHDOWNS		
Rk	Player	TD
1.	LeSean McCoy (2011)	17
2.	Steve Van Buren (1945)	15
3t.	Jalen Hurts (QB) (2022)	13
	Ricky Watters (1996)	13
	Steve Van Buren (1947)	13
6t	Miles Sanders (2022)	11
	Ricky Watters (1995)	11
	Tom Sullivan (1974)	11
	Steve Van Buren (1949)	11
10t.	Jalen Hurts (QB) (2021)	10
	Steve Van Buren (1948)	10

LONGEST RUSHING PLAYS		
Rk	Player	Yds
1.	Herschel Walker (11/27/94 at Falcons)	91t
2.	Wilbert Montgomery (12/19/82 vs. Oilers)	90t
3.	Brian Mitchell (10/1/00 vs. Falcons)	85t
4.	Miles Sanders (12/13/20 vs. Saints)	82t
5.	Swede Hanson (9/16/34 at Packers)	81t
6.	Leroy Harris (11/25/79 at Packers)	80
7.	Bosh Pritchard (10/23/49 vs. Washington)	77t
8t.	Miles Sanders (10/18/20 vs. Ravens)	74
	Miles Sanders (10/11/20 at Steelers)	74t
	Herman Hunter (11/24/85 at Cowboys)	74t

CONSECUTIVE GAMES WITH RUSHING TOUCHDOWN		
Rk	Player	Games
1.	Steve Van Buren (1947)	8
2.	Ricky Watters (1995)	6
3t.	LeSean McCoy (2011)	5
	Steve Van Buren (1948)	5
5t.	Many times, last: Michael Vick (2010)	4



WILBERT MONTGOMERY



RICKY WATTERS



RUSHING YARDS

Rk	Player	Yds
1.	LeSean McCoy (12/8/13 vs. Lions).....	217
2.	Steve Van Buren (11/27/49 vs. Steelers).....	205
3.	Duce Staley (9/3/00 at Cowboys).....	201
4.	Wilbert Montgomery (11/4/79 vs. Browns).....	197
5.	Steve Van Buren (12/18/49 at Rams).....	196
6.	Wilbert Montgomery (1/11/81 vs. Cowboys).....	194
7.	Swede Hanson (11/6/34 vs. Reds).....	190
8.	Timmy Brown (11/7/65 at Browns).....	186
9.	LeSean McCoy (10/30/11 vs. Cowboys).....	185
10.	LeSean McCoy (9/9/13 at Washington).....	184

ATTEMPTS

Rk	Player	Att
1t.	Heath Sherman (10/6/91 at Buccaneers).....	35
	Heath Sherman (11/12/90 vs. Washington).....	35
	Steve Van Buren (11/20/49 vs. Bulldogs).....	35
4.	Earnest Jackson (11/17/85 at Cardinals).....	34
5t.	Brian Westbrook (12/7/08 at Giants).....	33
	Ricky Watters (12/10/95 vs. Cowboys).....	33
	Steve Van Buren (10/3/49 at Lions).....	33



BRIAN WESTBROOK



DUCE STALEY

TOUCHDOWNS

Rk	Player	TD
1t.	Jalen Hurts (QB) (12/18/22 at Bears).....	3
	Jalen Hurts (QB) (11/21/21 vs. Saints).....	3
	Boston Scott (12/29/19 at Giants).....	3
	LeSean McCoy (12/18/11 vs. Jets).....	3
	LeSean McCoy (9/19/10 at Lions).....	3
	Charlie Garner (10/8/95 vs. Washington).....	3
	Wilbert Montgomery (12/19/82 vs. Oilers).....	3
	Wilbert Montgomery (10/7/79 vs. Washington).....	3
	Wilbert Montgomery (9/10/78 at Washington).....	3
	Tom Sullivan (10/13/74 vs. Giants).....	3
	Clarence Peaks (11/16/58 vs. Cardinals).....	3
	Steve Van Buren (10/17/48 at Washington).....	3
	Steve Van Buren (12/14/47 vs. Packers).....	3
	Steve Van Buren (12/9/45 vs. Yanks).....	3

200+ RUSHING YARDS

200+ YARD RUSHING GAMES, Career

Rk	Player	Games
1t.	LeSean McCoy (2009-14).....	1
	Duce Staley (1997-2003).....	1
	Steve Van Buren (1944-51).....	1

100+ RUSHING YARDS

100+ YARD RUSHING GAMES, Career

Rk	Player	Games
1.	Wilbert Montgomery (1977-84).....	26
2.	LeSean McCoy (2009-14).....	23
3.	Brian Westbrook (2002-09).....	20
4.	Steve Van Buren (1944-51).....	19
5.	Duce Staley (1997-2003).....	13

Includes playoff games

100+ YARD RUSHING GAMES, Season

Rk	Player	Games
1.	Wilbert Montgomery (1981).....	8
2t.	LeSean McCoy (2013).....	7
	Wilbert Montgomery (1979).....	7
4t.	LeSean McCoy (2011).....	6
	Brian Westbrook (2007).....	6
	Brian Westbrook (2006).....	6
	Ricky Watters (1996).....	6
	Wilbert Montgomery (1978).....	6

Regular season only

CONSECUTIVE 100+ YARD RUSHING GAMES

Rk	Player	Games
1.	Steve Van Buren (1948).....	4
2t.	Brian Westbrook (2006).....	3
	Wilbert Montgomery (1981).....	3
	Wilbert Montgomery (1979).....	3
	Wilbert Montgomery (1978).....	3

Regular season only



100+ YARD RUSHING GAMES (TDs)

12/11/22 Miles Sanders at Giants (W).....	144 (2)	11/27/05..... Brian Westbrook vs. Packers (W).....	120 (1)
11/27/22 Jalen Hurts vs. Packers (W).....	157 (0)	10/03/04..... Brian Westbrook at Bears (W).....	119 (0)
11/27/22 Miles Sanders vs. Packers (W).....	143 (2)	09/12/04..... Brian Westbrook vs. Giants (W).....	119 (0)
10/02/22 Miles Sanders vs. Jaguars (W).....	134 (2)	01/11/04..... Donovan McNabb (QB) vs. Packers (W).....	107 (0)
12/21/21 Miles Sanders vs. Washington (W).....	131 (0)	12/07/03..... Correll Buckhalter vs. Cowboys (W).....	115 (1)
12/05/21 Miles Sanders at Jets (W).....	120 (0)	10/26/03..... Correll Buckhalter vs. Jets (W).....	100 (2)
12/13/20 Jalen Hurts* (QB) vs. Saints (W).....	106 (0)	12/08/02..... Duce Staley at Seahawks (W).....	100 (1)
..... Miles Sanders vs. Saints (W).....	115 (2)	11/17/02..... Duce Staley vs. Cardinals (W).....	135 (0)
10/18/20 Miles Sanders vs. Ravens (L).....	118 (0)	10/28/02..... Donovan McNabb (QB) vs. Giants (W).....	107 (1)
12/15/19 Miles Sanders* at Washington (W).....	122 (1) Duce Staley vs. Giants (W).....	126 (0)
10/01/17 LeGarrette Blount at Chargers (W).....	136 (0)	10/20/02..... Duce Staley vs. Buccaneers (W).....	152 (0)
12/18/16 Ryan Mathews at Ravens (L).....	128 (1)	10/06/02..... Donovan McNabb (QB) at Jaguars (L).....	100 (1)
11/13/16 Ryan Mathews vs. Falcons (W).....	109 (2)	11/18/01..... Duce Staley at Cowboys (W).....	102 (0)
10/19/15 DeMarco Murray vs. Giants (W).....	112 (1)	11/11/01..... Duce Staley vs. Vikings (W).....	146 (1)
09/27/15 Ryan Mathews at Jets (W).....	108 (0)	10/07/01..... Correll Buckhalter* vs. Cardinals (L).....	134 (0)
11/27/14 LeSean McCoy at Cowboys (W).....	159 (1)	11/26/00..... Donovan McNabb (QB) at Washington (W).....	125 (1)
11/23/14 LeSean McCoy vs. Titans (W).....	130 (1)	10/01/00..... Brian Mitchell vs. Falcons (W).....	105 (1)
11/02/14 LeSean McCoy at Texans (W).....	117 (0)	09/03/00..... Duce Staley at Cowboys (W).....	201 (1)
10/12/14 LeSean McCoy vs. Giants (W).....	149 (0)	11/14/99..... Duce Staley vs. Washington (W).....	122 (1)
12/29/13 LeSean McCoy at Cowboys (W).....	131 (0)	11/07/99..... Duce Staley at Panthers (L).....	140 (1)
12/22/13 Bryce Brown vs. Bears (W).....	115 (1)	10/17/99..... Duce Staley at Bears (W).....	101 (0)
..... LeSean McCoy vs. Bears (W).....	133 (2)	10/10/99..... Duce Staley vs. Cowboys (W).....	110 (0)
12/08/13 LeSean McCoy vs. Lions (W).....	217 (2)	09/12/99..... Duce Staley vs. Cardinals (L).....	111 (1)
11/10/13 LeSean McCoy at Packers (W).....	155 (0)	12/13/98..... Duce Staley vs. Cardinals (L).....	141 (1)
10/13/13 LeSean McCoy at Buccaneers (W).....	116 (0)	11/08/98..... Charlie Garner vs. Lions (W).....	129 (1)
09/19/13 LeSean McCoy vs. Chiefs (L).....	158 (1)	12/21/97..... Charlie Garner at Washington (L).....	115 (2)
09/09/13 LeSean McCoy at Washington (W).....	184 (1)	10/05/97..... Ricky Watters vs. Washington (W).....	104 (2)
12/02/12 Bryce Brown* at Cowboys (L).....	169 (2)	09/15/97..... Ricky Watters at Cowboys (L).....	106 (0)
11/26/12 Bryce Brown* vs. Panthers (L).....	178 (2)	12/01/96..... Ricky Watters vs. Giants (W).....	104 (0)
11/05/12 LeSean McCoy at Saints (L).....	119 (0)	11/03/96..... Ricky Watters at Cowboys (W).....	116 (1)
09/30/12 LeSean McCoy vs. Giants (W).....	123 (0)	10/20/96..... Ricky Watters vs. Dolphins (W).....	173 (1)
09/09/12 LeSean McCoy at Browns (W).....	110 (0)	10/13/96..... Ricky Watters at Giants (W).....	110 (0)
12/18/11 LeSean McCoy vs. Jets (W).....	102 (3)	09/22/96..... Ricky Watters at Falcons (W).....	121 (2)
11/20/11 LeSean McCoy at Giants (W).....	113 (0)	09/15/96..... Ricky Watters vs. Lions (W).....	153 (1)
10/30/11 LeSean McCoy vs. Cowboys (W).....	185 (2)	12/10/95..... Ricky Watters vs. Cowboys (W).....	112 (1)
10/16/11 LeSean McCoy at Washington (W).....	126 (1)	11/26/95..... Ricky Watters at Washington (W).....	124 (2)
09/25/11 LeSean McCoy vs. Giants (L).....	128 (1)	10/15/95..... Ricky Watters at Giants (W).....	122 (1)
09/11/11 LeSean McCoy at Rams (W).....	122 (1)	10/08/95..... Charlie Garner vs. Washington (W).....	120 (3)
12/19/10 Michael Vick (QB) at Giants (W).....	130 (1) Ricky Watters vs. Washington (W).....	139 (0)
12/12/10 LeSean McCoy at Cowboys (W).....	149 (0)	10/09/94..... Charlie Garner* vs. Washington (W).....	122 (0)
11/21/10 LeSean McCoy vs. Giants (W).....	111 (1)	10/02/94..... Charlie Garner* at 49ers (W) - NFL debut.....	111 (2)
11/15/10 Jerome Harrison at Washington (W).....	109 (1)	01/03/93..... <i>Heath Sherman at Saints (W).....</i>	105 (1)
09/19/10 LeSean McCoy at Lions (W).....	120 (3)	12/27/92..... Herschel Walker vs. Giants (W).....	104 (0)
09/12/10 Michael Vick (QB) vs. Packers (L).....	103 (0)	12/13/92..... Herschel Walker at Seahawks (W).....	111 (1)
12/07/08 Brian Westbrook at Giants (W).....	131 (1)	12/06/92..... Randall Cunningham (QB) vs. Vikings (W).....	121 (2)
11/27/08 Brian Westbrook vs. Cardinals (W).....	110 (2)	11/22/92..... Heath Sherman at Giants (W).....	109 (1)
10/26/08 Brian Westbrook vs. Falcons (W).....	167 (2)	10/25/92..... Herschel Walker vs. Cardinals (W).....	112 (0)
12/23/07 Brian Westbrook at Saints (W).....	100 (0)	09/13/92..... Herschel Walker at Cardinals (W).....	115 (0)
12/09/07 Brian Westbrook vs. Giants (L).....	116 (0)	09/06/92..... Herschel Walker vs. Saints (W).....	112 (0)
11/18/07 Brian Westbrook vs. Dolphins (W).....	148 (0)	11/23/90..... Heath Sherman vs. Washington (W).....	124 (0)
11/11/07 Brian Westbrook at Washington (W).....	100 (1)	11/04/90..... Randall Cunningham (QB) vs. Patriots (W).....	124 (1)
10/14/07 Brian Westbrook at Jets (W).....	120 (0) Heath Sherman vs. Patriots (W).....	113 (0)
09/30/07 Correll Buckhalter at Giants (L).....	103 (0)	09/23/90..... Anthony Toney at Rams (W).....	103 (0)
09/23/07 Brian Westbrook vs. Lions (W).....	110 (2)	12/27/87..... Keith Byars vs. Bills (W).....	102 (0)
01/13/07 <i>Brian Westbrook at Saints (L).....</i>	116 (2)	11/29/87..... Anthony Toney at Patriots (W).....	123 (1)
01/07/07 <i>Brian Westbrook vs. Giants (W).....</i>	141 (1)	12/07/86..... Keith Byars* vs. Cardinals (T) (OT).....	127 (0)
12/25/06 Brian Westbrook at Cowboys (W).....	122 (0)	11/16/86..... Randall Cunningham (QB) vs. Lions (L).....	110 (0)
11/26/06 Brian Westbrook at Colts (L).....	124 (1)	12/22/85..... Earnest Jackson at Vikings (W).....	106 (2)
11/19/06 Brian Westbrook vs. Titans (L).....	102 (0)	11/17/85..... Earnest Jackson at Cardinals (W).....	162 (1)
11/12/06 Brian Westbrook vs. Washington (W).....	113 (0)	10/13/85..... Earnest Jackson vs. Cardinals (W).....	103 (0)
10/22/06 Brian Westbrook at Buccaneers (L).....	101 (0)	12/09/84..... Wilbert Montgomery vs. Patriots (W).....	100 (1)
09/24/06 Brian Westbrook at 49ers (W).....	117 (2)	12/19/82..... Wilbert Montgomery vs. Oilers (W).....	147 (3)
12/11/05 Ryan Moats* vs. Giants (L) (OT).....	114 (2)	12/20/81..... Wilbert Montgomery vs. Cardinals (W).....	108 (1)



100+ YARD RUSHING GAMES (TDs)

12/06/81	Wilbert Montgomery at Washington (L).....	116 (0)	10/23/60	Clarence Peaks at Browns (W)	102 (0)
11/22/81	Wilbert Montgomery vs. Giants (L)	102 (0)	11/01/59	Bill Barnes vs. Washington (W)	163 (1)
11/15/81	Wilbert Montgomery vs. Colts (W)	115 (0)	10/25/59	Bill Barnes at Cardinals (W)	111 (2)
11/08/81	Wilbert Montgomery at Cardinals (W)	118 (0)	11/29/53	Don Johnson* at Giants (L)	121 (1)
10/25/81	Wilbert Montgomery vs. Buccaneers (W)	119 (1)	11/15/53	Don Johnson* vs. Colts (W)	100 (2)
09/17/81	Wilbert Montgomery at Bills (W)	125 (0)	12/02/51	Frank Ziegler at Washington (W)	136 (0)
09/13/81	Wilbert Montgomery vs. Patriots (W)	137 (0)	11/19/50	Frank Ziegler vs. Cardinals (L)	113 (0)
01/11/81	<i>Wilbert Montgomery vs. Cowboys (W)</i>	<i>194 (1)</i>	11/12/50	Steve Van Buren at Washington (W)	108 (1)
09/14/80	Wilbert Montgomery at Vikings (W)	169 (2)	10/15/50	Toy Ledbetter* at Colts (W)	107 (1)
12/02/79	Wilbert Montgomery vs. Lions (W)	108 (1)	10/07/50	Frank Ziegler vs. Rams (W)	106 (1)
11/25/79	Leroy Harris at Packers (W)	137 (0)	12/18/49	<i>Steve Van Buren at Rams (W)</i>	<i>196 (0)</i>
11/18/79	Wilbert Montgomery vs. Cardinals (W)	118 (0)	11/27/49	Steve Van Buren vs. Steelers (W)	205 (0)
11/12/79	Wilbert Montgomery at Cowboys (W)	127 (1)	11/20/49	Steve Van Buren vs. Bulldogs (W)	174 (2)
11/04/79	Wilbert Montgomery vs. Browns (L)	197 (1)	10/30/49	Steve Van Buren at Steelers (W)	103 (2)
10/14/79	Wilbert Montgomery at Cardinals (W)	117 (1)	10/23/49	Bosh Pritchard vs. Washington (W)	128 (1)
10/07/79	Wilbert Montgomery vs. Washington (W)	127 (3)	10/03/49	Steve Van Buren at Lions (W)	135 (2)
09/23/79	Wilbert Montgomery at Giants (W)	126 (0)	11/21/48	Steve Van Buren vs. Washington (W)	171 (1)
12/17/78	Mike Hogan vs. Giants (W)	100 (0)	11/14/48	Steve Van Buren vs. Yanks (W)	137 (0)
	Wilbert Montgomery vs. Giants (W)	130 (2)	11/07/48	Steve Van Buren at Giants (W)	143 (2)
12/03/78	Wilbert Montgomery at Vikings (L)	115 (1)	10/31/48	Steve Van Buren at Steelers (W)	109 (1)
10/15/78	Wilbert Montgomery vs. Washington (W)	125 (1)	11/02/47	Steve Van Buren at Washington (W)	138 (2)
10/01/78	Wilbert Montgomery at Colts (W)	144 (1)	10/19/47	Steve Van Buren at Steelers (L)	133 (0)
09/24/78	Wilbert Montgomery vs. Dolphins (W)	111 (0)	10/05/47	Steve Van Buren vs. Giants (W)	105 (0)
09/17/78	Wilbert Montgomery at Saints (W)	104 (0)	11/24/46	Steve Van Buren vs. Washington (L)	130 (0)
12/18/77	Wilbert Montgomery* vs. Jets (W)	103 (2)	12/09/45	Steve Van Buren vs. Yanks (W)	100 (3)
10/09/77	Herb Lusk at Giants (W)	117 (2)	12/02/45	Steve Van Buren at Giants (L)	100 (2)
12/12/76	Mike Hogan* vs. Seahawks (W)	104 (0)	11/18/45	Steve Van Buren vs. Steelers (W)	107 (2)
	Tom Sullivan vs. Seahawks (W)	121 (2)	11/11/45	Steve Van Buren vs. Giants (W)	129 (2)
09/27/76	Mike Hogan* vs. Washington (L) (OT)	100 (0)	11/05/44	Steve Van Buren* at Tigers (W)	129 (2)
11/25/73	Tom Sullivan vs. Giants (W)	156 (1)	11/28/43	Jack Hinkle at Washington (W)	117 (1)
10/07/73	Norm Bulaich at Bills (L)	104 (0)	11/21/43	Jack Hinkle vs. Lions (W)	132 (1)
	Tom Sullivan at Bills (L)	155 (0)	11/15/42	Bosh Pritchard* at Dodgers (W)	104 (0)
09/23/73	Tom Sullivan at Giants (T)	100 (1)	09/13/36	Swede Hanson vs. Giants (W)	107 (0)
12/21/69	Cyril Pinder at 49ers (L)	128 (1)	11/11/34	Swede Hanson vs. Dodgers (L)	118 (0)
12/07/69	Tom Woodeshick vs. Washington (L)	102 (0)	11/06/34	Swede Hanson vs. Reds (W)	190 (2)
11/16/69	Tom Woodeshick vs. Rams (L)	130 (1)	09/16/34	Swede Hanson at Packers (L)	116 (1)
12/08/68	Tom Woodeshick vs. Saints (W)	122 (1)			
09/22/68	Tom Woodeshick vs. Giants (L)	129 (1)			
10/29/67	Tom Woodeshick vs. Cowboys (W)	101 (1)			
10/08/67	Tom Woodeshick at Falcons (W)	129 (1)			
12/18/66	Tom Woodeshick at Washington (W)	105 (2)			
12/04/66	Jack Concannon (QB) vs. Steelers (W)	129 (1)			
10/23/66	Timmy Brown at Giants (W)	100 (0)			
09/18/66	Izzy Lang vs. Falcons (W)	114 (1)			
11/28/65	Timmy Brown at Cardinals (W)	180 (1)			
11/07/65	Timmy Brown at Browns (L)	186 (1)			
11/22/64	Earl Gros vs. Cardinals (L)	103 (0)			
11/15/64	Earl Gros at Cowboys (W)	118 (0)			
10/18/64	Ollie Matson at Giants (W)	100 (2)			
10/11/64	Timmy Brown at Washington (L)	101 (2)			
10/04/64	Timmy Brown vs. Steelers (W)	116 (0)			
	Earl Gros vs. Steelers (W)	129 (0)			
11/25/62	Timmy Brown vs. Cowboys (W)	107 (2)			

* Rookie | Playoff Game



MILES SANDERS



RECEPTIONS							
Rk	Player	G	Rec	Yds	Avg	Lg	TD
1.	Harold Carmichael (1971-83)	180	589	8,978	15.2	85t	79
2.	Zach Ertz (TE) (2013-21)	123	579	6,267	10.8	60	38
3.	Pete Retzlaff (TE) (1956-66)	132	452	7,412	16.4	84	47
4.	Brian Westbrook (RB) (2002-09)	107	426	3,790	8.9	62	29
5.	Brent Celek (TE) (2007-17)	175	398	4,998	12.6	73	31
6.	DeSean Jackson (2008-13, '19-20)	95	379	6,512	17.2	91t	35
7.	Pete Pihos (E) (1947-55)	107	373	5,619	15.1	66t	61
8.	Keith Byars (RB) (1986-92)	105	371	3,532	9.5	60	13
9.	Mike Quick (1982-90)	101	363	6,464	17.8	99t	61
10.	Jeremy Maclin (2009-14)	75	343	4,771	13.9	83t	36
11.	Bobby Walston (WR/K) (1951-62)	148	311	5,363	17.2	75t	46
12.	Fred Barnett (1990-95)	81	308	4,634	15.0	95t	28
13.	LeSean McCoy (RB) (2009-14)	90	300	2,282	7.6	70	10
14.	Jason Avant (2006-13)	116	297	3,646	12.3	58	12
15.	Calvin Williams (1990-96)	93	295	3,840	13.0	80t	34
16.	Tommy McDonald (FL) (1957-63)	88	287	5,499	19.2	91t	66
17.	Duce Staley (RB) (1997-2003)	98	275	2,498	9.1	52t	10
18.	Wilbert Montgomery (RB) (1977-84)	100	266	2,447	9.2	53t	12
19.	Ben Hawkins (FL) (1966-73)	102	261	4,764	18.3	92t	32
20.	Jordan Matthews (WR) (2014-16, '18, '19)	62	249	3,006	12.1	78t	21

RECEIVING YARDS		
Rk	Player	Yds
1.	Harold Carmichael (1971-83)	8,978
2.	Pete Retzlaff (E) (1956-66)	7,412
3.	DeSean Jackson (2008-13, '19-20)	6,512
4.	Mike Quick (1982-90)	6,464
5.	Zach Ertz (TE) (2013-21)	6,267
6.	Pete Pihos (E) (1947-55)	5,619
7.	Tommy McDonald (FL) (1957-63)	5,499
8.	Bobby Walston (WR/K) (1951-62)	5,363
9.	Brent Celek (TE) (2007-17)	4,998
10.	Jeremy Maclin (2009-14)	4,771
11.	Ben Hawkins (FL) (1966-73)	4,764
12.	Fred Barnett (1990-95)	4,634
13.	Calvin Williams (1990-96)	3,840
14.	Brian Westbrook (RB) (2002-09)	3,790
15.	Jason Avant (2006-13)	3,646
16.	Keith Byars (RB) (1986-92)	3,532
17.	Harold Jackson (1969-72)	3,493
18.	Charlie Smith (1974-81)	3,349
19.	Timmy Brown (B) (1960-67)	3,346
20.	Irving Fryar (1996-98)	3,067

RECEIVING AVERAGE		
Rk	Player	Avg
1.	Tommy McDonald (FL) (1957-63)	19.2
2.	Ben Hawkins (FL) (1966-73)	18.3
3.	Mike Quick (1982-90)	17.8
4t.	DeSean Jackson (2008-13, '19-20)	17.2
	Bobby Walston (WR/K) (1951-62)	17.2
6.	Pete Retzlaff (E) (1956-66)	16.4
7.	Harold Jackson (1969-72)	16.3
8.	Charlie Smith (1974-81)	15.4
9.	Harold Carmichael (1971-83)	15.2
10.	Pete Pihos (E) (1947-55)	15.1

TOUCHDOWNS		
Rk	Player	TD
1.	Harold Carmichael (1971-83)	79
2.	Tommy McDonald (FL) (1957-63)	66
3t.	Mike Quick (1982-90)	61
	Pete Pihos (E) (1947-55)	61
5.	Pete Retzlaff (E) (1956-66)	47
6.	Bobby Walston (WR/K) (1951-62)	46
7.	Zach Ertz (TE) (2013-21)	38
8.	Jeremy Maclin (2009-14)	36
9.	DeSean Jackson (2008-13, '19-20)	35
10.	Calvin Williams (1990-96)	34

CONSECUTIVE GAMES WITH RECEIVING TOUCHDOWN		
Rk	Player	Games
1t.	Mike Quick (1985)	6
	Pete Pihos (1947-48)	6
3t.	5x, last: DeSean Jackson (2009)	5



HAROLD CARMICHAEL



ZACH ERTZ



RECEPTIONS						
Rk	Player	Rec	Yds	Avg	Lg	TD
1.	Zach Ertz (TE) (2018)	116	1,163	10.0	34	8
2.	Brian Westbrook (RB) (2007)	90	771	8.6	57t	5
3t.	Zach Ertz (TE) (2019)	88	916	10.4	30	6
	Irving Fryar (1996)	88	1,195	13.6	42	11
5.	Irving Fryar (1997)	86	1,316	15.3	72t	6
6t.	Jordan Matthews (2015)	85	997	11.7	78t	8
	Jeremy Maclin (2014)	85	1,318	15.5	72	10
8.	DeSean Jackson (2013)	82	1,332	16.2	61t	9
9t.	Keith Byars (RB) (1990)	81	819	10.1	54	3
	Keith Jackson (TE) (1988)	81	869	10.7	41	6

Led NFL Led Conference



MIKE QUICK

RECEIVING YARDS		
Rk	Player	Yds
1.	Mike Quick (1983)	1,409
2.	DeSean Jackson (2013)	1,332
3.	Jeremy Maclin (2014)	1,318
4.	Irving Fryar (1997)	1,316
5.	A.J. Brown (2022)	1,304
6.	Ben Hawkins (FL) (1967)	1,265
7.	Mike Quick (1985)	1,247
8.	Terrell Owens (2004)	1,200
9.	Irving Fryar (1996)	1,195
10.	Pete Retzlaff (TE) (1965)	1,190
11.	Zach Ertz (TE) (2018)	1,163
12.	DeSean Jackson (2009)	1,156
13.	Tommy McDonald (FL) (1962)	1,146
14.	Tommy McDonald (FL) (1961)	1,144
15.	Fred Barnett (1994)	1,127
16t.	Harold Carmichael (1973)	1,116
	Harold Jackson (1969)	1,116
18.	Kevin Curtis (2007)	1,110
19.	Fred Barnett (1992)	1,083
20.	Harold Carmichael (1978)	1,072
21.	DeSean Jackson (2010)	1,056
22.	Mike Quick (1984)	1,052
23.	Pete Pihos (E) (1953)	1,049
24.	Harold Jackson (1972)	1,048
25.	Harold Carmichael (1981)	1,028

TOUCHDOWNS		
Rk	Player	TD
1.	Terrell Owens (2004)	14
2t.	Mike Quick (1983)	13
	Tommy McDonald (FL) (1961)	13
	Tommy McDonald (FL) (1960)	13
5t.	Irving Fryar (1996)	11
	Cris Carter (1989)	11
	Mike Quick (1987)	11
	Mike Quick (1985)	11
	Harold Carmichael (1979)	11
	Bobby Walston (WR/K) (1954)	11
	Pete Pihos (E) (1948)	11
12t.	A.J. Brown (2022)	10
	Jeremy Maclin (2014)	10
	Jeremy Maclin (2010)	10
	Calvin Williams (1993)	10
	Ben Hawkins (FL) (1967)	10
	Pete Retzlaff (TE) (1965)	10
	Tommy McDonald (FL) (1962)	10
	Tommy McDonald (FL) (1959)	10
	Pete Pihos (E) (1954)	10
	Pete Pihos (E) (1953)	10

300-100-100 PERFORMANCES IN SAME GAME

Date	300+ Yard Passer (Yds)	100+ Yard Rusher (Yds)	100+ Yard Receiver (Yds)
9/23/07 vs. Lions	Donovan McNabb (381)	Brian Westbrook (110)	Kevin Curtis (221)
10/22/06 at Buccaneers	Donovan McNabb (302)	Brian Westbrook (101)	Brian Westbrook (111)
10/1/00 vs. Falcons	Donovan McNabb (311)	Brian Mitchell (105)	Brian Westbrook (113)
12/13/92 at Seahawks	Randall Cunningham (365)	Herschel Walker (111)	Torrance Small (122)
11/29/87 at Patriots	Randall Cunningham (314)	Anthony Toney (123)	Fred Barnett (161)
11/7/65 at Browns	Norm Snead (362)	Timmy Brown (186)	Mike Quick (121)
11/25/62 vs. Cowboys	Sonny Jurgensen (342)	Timmy Brown (107)	Pete Retzlaff (151)
			Pete Retzlaff (113)
			Tommy McDonald (108)
11/15/53 vs. Colts	Bobby Thomason (329)	Don Johnson (100)	Pete Pihos (118)
			Bobby Walston (110)



RECEPTIONS

Rk	Player	Rec
1.	Zach Ertz (TE) (12/20/14 at Washington).....	15
2t.	Zach Ertz (TE) (11/11/18 vs. Cowboys).....	14
	Brian Westbrook (RB) (11/4/07 vs. Cowboys).....	14
	Don Looney (E) (12/1/40 at Washington).....	14
5t.	Zach Ertz (TE) (1/1/17 vs. Cowboys).....	13
	Zach Ertz (TE) (12/26/15 vs. Washington).....	13
	Jeremy Maclin (9/18/11 at Falcons).....	13
8t.	Zach Ertz (TE) (12/24/19 vs. Seahawks).....	12
	Zach Ertz (TE) (12/23/18 vs. Texans).....	12
	Jeremy Maclin (10/26/14 at Cardinals).....	12
	LeSean McCoy (RB) (10/3/10 vs. Washington).....	12
	Brian Westbrook (RB) (11/19/06 vs. Titans).....	12
	Keith Byars (RB) (9/30/90 vs. Colts).....	12
	Keith Jackson (TE) (11/19/89 vs. Vikings).....	12
	Keith Jackson (TE) (9/17/89 at Washington).....	12
	John Spagnola (TE) (10/6/85 at Saints).....	12
	Harold Carmichael (10/14/73 at Cardinals).....	12

RECEIVING YARDS

Rk	Player	Yds
1.	Tommy McDonald (FL) (12/10/61 vs. Giants).....	237
2.	Kevin Curtis (9/23/07 vs. Lions).....	221
3.	DeSean Jackson (12/12/10 at Cowboys).....	210
4.	Pete Retzlaff (TE) (11/14/65 vs. Washington).....	204
5.	Bud Grant (E) (12/7/52 vs. Texans).....	203
6.	Timmy Brown (B) (12/16/62 at Cardinals).....	199
7.	Ben Hawkins (FL) (10/22/67 at Cardinals).....	197
8.	DeSean Jackson (12/15/13 at Vikings).....	195
9.	Harold Jackson (10/11/70 at Giants).....	194
10t.	DeSean Jackson (9/15/13 vs. Chargers).....	193
	Fred Barnett (9/13/92 at Cardinals).....	193

TOUCHDOWNS

Rk	Player	TD
1t.	Irving Fryar (10/20/96 vs. Dolphins).....	4
	Ben Hawkins (FL) (9/28/69 vs. Steelers).....	4
3t.	24x, last: A.J. Brown (10/30/22 vs. Steelers)	3



DeSEAN JACKSON

200+ RECEIVING YARDS

200+ YARD RECEIVING GAMES, Career

Rk	Player	Games
1t.	DeSean Jackson (2008-13, '19-20).....	1
	Kevin Curtis (2007-09).....	1
	Pete Retzlaff (TE) (1956-66).....	1
	Tommy McDonald (FL) (1957-63).....	1
	Bud Grant (E) (1951-52).....	1

150+ RECEIVING YARDS

150+ YARD RECEIVING GAMES, Career

Rk	Player	Games
1.	DeSean Jackson (2008-13, '19-20).....	8
2t.	Jeremy Maclin (2009-14).....	5
	Tommy McDonald (FL) (1957-63).....	5
4t.	Fred Barnett (1990-95).....	4
	Ben Hawkins (FL) (1966-73).....	4

100+ RECEIVING YARDS

100+ YARD RECEIVING GAMES, Career

Rk	Player	Games
1.	Pete Retzlaff (TE) (1956-66).....	23
2t.	DeSean Jackson (2008-13, '19-20).....	21
	Mike Quick (1982-90).....	21
	Harold Carmichael (1971-83).....	21
5.	Tommy McDonald (FL) (1957-63).....	17
6.	Fred Barnett (1990-95).....	15
7t.	Jeremy Maclin (2009-14).....	14
	Pete Pihos (E) (1947-55).....	14
9t.	Ben Hawkins (FL) (1966-73).....	13
	Harold Jackson (1969-72).....	13

Includes playoff games

100+ YARD RECEIVING GAMES, Season

Rk	Player	Games
1.	Terrell Owens (2004).....	7
2t.	Irving Fryar (1997).....	6
	Mike Quick (1983).....	6
4t.	11x, last: A.J. Brown (2022)	5

Regular season only

CONSECUTIVE 100+ YARD RECEIVING GAMES

Rk	Player	Games
1t.	Terrell Owens (2004).....	5
	Harold Jackson (1971-72).....	5
3.	Mike Quick (1983).....	4
4t.	7x, last: Irving Fryar (1996)	3

Regular season only



100+ YARD RECEIVING GAMES (TDs)

12/24/22 DeVonta Smith at Cowboys (L).....8, 113 (2)	12/23/12..... Jeremy Maclin vs. Washington (L)8, 116 (1)
12/24/22 A.J. Brown at Cowboys (L).....6, 103 (0)	12/09/12..... Jason Avant at Buccaneers (W)7, 133 (0)
12/18/22 A.J. Brown at Bears (W)9, 181 (0)	Jeremy Maclin at Buccaneers (W)9, 104 (1)
12/18/22 DeVonta Smith at Bears (W)5, 126 (0)	11/05/12..... DeSean Jackson at Saints (L).....3, 100 (1)
12/4/22 A.J. Brown vs. Titans (W).....8, 119 (2)	10/14/12..... Jeremy Maclin vs. Lions (L).....6, 130 (1)
12/4/22 DeVonta Smith vs. Titans (W).....5, 102 (1)	09/16/12..... Brent Celek (TE) vs. Ravens (W)8, 157 (0)
11/03/22 Dallas Goedert at Texans (W)8, 100 (1)	DeSean Jackson vs. Ravens (W)7, 114 (0)
10/30/22 A.J. Brown vs. Steelers (W)6, 156 (3)	01/01/12..... Jeremy Maclin vs. Washington (W)8, 105 (0)
09/25/22 DeVonta Smith at Commanders (W)8, 169 (1)	12/18/11..... Brent Celek (TE) vs. Jets (W)5, 156 (1)
09/11/22 A.J. Brown at Lions (W).....10, 155 (0)	11/27/11..... Jason Avant vs. Patriots (L).....8, 110 (1)
12/21/21 Dallas Goedert vs. Washington (W)7, 135 (0)	10/16/11..... Jeremy Maclin at Washington (W).....5, 101 (0)
12/05/21 Dallas Goedert at Jets (W)6, 105 (2)	10/09/11..... Jason Avant at Bills (L).....9, 139 (0)
11/07/21 DeVonta Smith vs. Chargers (L).....5, 116 (1)	10/02/11..... DeSean Jackson vs. 49ers (L).....6, 171 (0)
10/03/21 DeVonta Smith vs. Chiefs (L)7, 122 (0)	09/18/11..... Jeremy Maclin at Falcons (L).....13, 171 (2)
09/19/21 Quez Watkins vs. 49ers (L)2, 117 (0)	09/11/11..... DeSean Jackson at Rams (W).....6, 102 (1)
10/11/20 Travis Fulgham at Steelers (L).....10, 152 (1)	12/12/10..... DeSean Jackson at Cowboys (W).....4, 210 (1)
09/13/20 Dallas Goedert (TE) at Washington (L).....8, 101 (1)	11/21/10..... Jeremy Maclin vs. Giants (W).....9, 120 (0)
12/01/19 Alshon Jeffery at Dolphins (L)9, 137 (1)	11/07/10..... DeSean Jackson vs. Colts (W).....7, 109 (1)
11/03/19 Zach Ertz (TE) vs. Bears (W)9, 103 (1)	10/17/10..... Jeremy Maclin vs. Falcons (W).....7, 159 (2)
09/15/19 Nelson Agholor at Falcons (L).....8, 107 (1)	10/03/10..... LeSean McCoy (RB) vs. Washington (L).....12, 110 (0)
09/08/19 DeSean Jackson vs. Washington (W).....8, 154 (2)	09/26/10..... DeSean Jackson at Jaguars (W)5, 153 (1)
12/23/18 Nelson Agholor vs. Texans (W)5, 116 (1)	09/19/10..... DeSean Jackson at Lions (W)4, 135 (1)
Zach Ertz (TE) vs. Texans (W)12, 110 (2)	01/09/10..... <i>Jeremy Maclin* at Cowboys (L).....7, 146 (1)</i>
12/16/18 Alshon Jeffery at Rams (W)8, 160 (0)	12/27/09..... Brent Celek (TE) vs. Broncos (W).....4, 121 (1)
11/11/18 Zach Ertz (TE) vs. Cowboys (L).....14, 145 (2)	12/20/09..... DeSean Jackson vs. 49ers (W).....6, 140 (1)
10/21/18 Zach Ertz (TE) vs. Panthers (L).....9, 138 (0)	12/13/09..... DeSean Jackson at Giants (W).....6, 178 (1)
10/07/18 Zach Ertz (TE) vs. Vikings (L)10, 110 (1)	11/22/09..... DeSean Jackson at Bears (W)8, 107 (1)
09/30/18 Zach Ertz (TE) at Titans (L)10, 112 (0)	11/15/09..... Jason Avant at Chargers (L).....8, 156 (0)
Alshon Jeffery at Titans (L)8, 105 (1)	10/11/09..... Jeremy Maclin* vs. Buccaneers (W).....6, 142 (2)
02/04/18 <i>Corey Clement* (RB) at Patriots (W).....4, 100 (1)</i>	09/27/09..... Brent Celek (TE) vs. Chiefs (W)8, 104 (1)
12/10/17 Torrey Smith at Rams (W).....6, 100 (0)	DeSean Jackson vs. Chiefs (W)6, 149 (1)
12/03/17 Nelson Agholor at Seahawks (L)7, 141 (1)	09/20/09..... Brent Celek (TE) vs. Saints (L).....8, 104 (0)
11/26/17 Zach Ertz (TE) vs. Bears (W)10, 103 (1)	DeSean Jackson vs. Saints (L).....4, 101 (1)
01/01/17 Zach Ertz (TE) vs. Cowboys (W).....13, 139 (2)	01/18/09..... <i>Kevin Curtis at Cardinals (L)4, 122 (0)</i>
12/11/16 Zach Ertz (TE) vs. Washington (L)10, 112 (0)	12/15/08..... Jason Avant vs. Browns (W)5, 101 (0)
09/25/16 Darren Sproles (RB) vs. Steelers (W)6, 128 (1)	11/02/08..... Brent Celek (TE) at Seahawks (W)6, 131 (0)
09/11/16 Jordan Matthews vs. Browns (W)7, 114 (1)	09/15/08..... DeSean Jackson* at Cowboys (L).....6, 110 (0)
01/03/16 Zach Ertz (TE) at Giants (W)9, 152 (0)	09/07/08..... Hank Baskett vs. Rams (W)2, 102 (1)
12/26/15 Zach Ertz (TE) vs. Washington (L)13, 122 (0)	DeSean Jackson* vs. Rams (W) - NFL debut.....6, 106 (0)
Jordan Matthews vs. Washington (L).....6, 104 (1)	Greg Lewis vs. Rams (W)5, 104 (0)
12/20/15 Jordan Matthews vs. Cardinals (L).....8, 159 (1)	12/02/07..... Kevin Curtis vs. Seahawks (L).....6, 111 (1)
11/15/15 Brent Celek (TE) vs. Dolphins (L).....4, 134 (0)	10/28/07..... Reggie Brown at Vikings (W)8, 105 (0)
11/08/15 Jordan Matthews at Cowboys (W).....9, 133 (1)	10/14/07..... Kevin Curtis at Jets (W)5, 121 (1)
09/14/15 Jordan Matthews at Falcons (L)10, 102 (0)	09/23/07..... Kevin Curtis vs. Lions (W)11, 221 (3)
12/28/14 Jordan Matthews* at Giants (W).....8, 105 (1)	Brian Westbrook (RB) vs. Lions (W)5, 111 (1)
12/20/14 Zach Ertz (TE) at Washington (L)15, 115 (0)	01/13/07..... <i>Donté Stallworth at Saints (L).....3, 100 (1)</i>
11/27/14 Jeremy Maclin at Cowboys (W)8, 108 (0)	12/31/06..... Hank Baskett* vs. Falcons (W).....7, 177 (1)
11/16/14 Jordan Matthews* at Packers (L)5, 107 (1)	12/04/06..... Donté Stallworth vs. Panthers (W)4, 111 (1)
11/10/14 Brent Celek (TE) vs. Panthers (W).....5, 116 (0)	11/12/06..... Donté Stallworth vs. Washington (W).....6, 139 (1)
Jordan Matthews* vs. Panthers (W).....7, 138 (2)	10/22/06..... Brian Westbrook (RB) at Buccaneers (L)7, 113 (1)
11/02/14 Jeremy Maclin at Texans (W)6, 158 (2)	10/15/06..... Reggie Brown at Saints (W).....6, 121 (1)
10/26/14 Jeremy Maclin at Cardinals (L).....12, 187 (2)	10/08/06..... Hank Baskett* vs. Cowboys (W)3, 112 (1)
09/21/14 Jeremy Maclin vs. Washington (W)8, 154 (1)	09/24/06..... Reggie Brown at 49ers (W)5, 106 (0)
09/15/14 Darren Sproles (RB) at Colts (W)7, 152 (0)	09/17/06..... L.J. Smith (TE) vs. Giants (L) (OT)7, 111 (0)
12/15/13 DeSean Jackson at Vikings (L).....10, 195 (1)	09/10/06..... Donté Stallworth at Texans (W)6, 141 (1)
11/10/13 Riley Cooper at Packers (W)3, 102 (2)	10/30/05..... Terrell Owens at Broncos (L).....3, 154 (1)
11/03/13 Riley Cooper at Raiders (W).....5, 139 (3)	10/02/05..... Terrell Owens at Chiefs (W)11, 171 (1)
DeSean Jackson at Raiders (W).....5, 150 (1)	09/25/05..... Brian Westbrook (RB) vs. Raiders (W)6, 140 (1)
10/13/13 Riley Cooper at Buccaneers (W)4, 120 (1)	09/18/05..... Terrell Owens vs. 49ers (W)5, 143 (2)
10/06/13 DeSean Jackson at Giants (W)7, 132 (1)	L.J. Smith (TE) vs. 49ers (W)9, 119 (1)
09/15/13 DeSean Jackson vs. Chargers (L).....9, 193 (1)	09/12/05..... Terrell Owens at Falcons (L)7, 112 (0)
LeSean McCoy (RB) vs. Chargers (L).....5, 114 (0)	02/06/05..... <i>Terrell Owens vs. Patriots (L).....9, 122 (0)</i>
09/09/13 DeSean Jackson at Washington (W)7, 104 (1)	12/05/04..... Terrell Owens vs. Packers (W)8, 161 (1)


100+ YARD RECEIVING GAMES (TDs)

Brian Westbrook (RB) vs. Packers (W).....	11, 156 (3)	Keith Jackson (TE) at Washington (W).....	12, 126 (3)
11/21/04..... Todd Pinkston vs. Washington (W).....	5, 106 (0)	09/10/89..... Mike Quick vs. Seahawks (W).....	6, 140 (1)
11/15/04..... Terrell Owens at Cowboys (W).....	6, 134 (3)	12/31/88..... Keith Byars (RB) at Bears (L).....	9, 103 (0)
10/31/04..... Terrell Owens vs. Ravens (W).....	8, 101 (1)	Keith Jackson* (TE) at Bears (L).....	7, 142 (0)
10/24/04..... Terrell Owens at Browns (W) (OT).....	4, 109 (2)	10/10/88..... Cris Carter vs. Giants (W).....	5, 162 (1)
Todd Pinkston at Browns (W) (OT).....	6, 100 (0)	09/18/88..... Mike Quick at Washington (L).....	4, 105 (1)
10/17/04..... Terrell Owens vs. Panthers (W).....	4, 123 (0)	12/20/87..... Mike Quick at Jets (W).....	6, 148 (2)
10/03/04..... Terrell Owens at Bears (W).....	8, 110 (1)	11/29/87..... Mike Quick at Patriots (W) (OT).....	5, 121 (2)
09/26/04..... Terrell Owens at Lions (W).....	6, 107 (1)	10/18/87..... Otis Grant at Packers (L) (OT).....	7, 135 (0)
12/21/03..... Todd Pinkston vs. 49ers (L) (OT).....	5, 121 (1)	10/11/87..... Kevin Bowman at Cowboys (L).....	5, 123 (1)
09/22/02..... Antonio Freeman vs. Cowboys (W).....	6, 118 (1)	12/07/86..... Mike Quick vs. Cardinals (T) (OT).....	5, 127 (0)
09/16/02..... James Thrash at Washington (W).....	6, 107 (1)	11/30/86..... Mike Quick at Raiders (W) (OT).....	8, 145 (3)
12/30/01..... James Thrash vs. Giants (W).....	7, 143 (1)	09/21/86..... Kenny Jackson vs. Broncos (L).....	5, 127 (1)
12/22/01..... Duce Staley (RB) at 49ers (L).....	9, 103 (0)	12/01/85..... Mike Quick vs. Vikings (L).....	8, 127 (1)
09/23/01..... James Thrash at Seahawks (W).....	10, 165 (2)	11/10/85..... Mike Quick vs. Falcons (W).....	3, 145 (1)
12/10/00..... Chad Lewis (TE) at Browns (W).....	5, 100 (0)	11/03/85..... Mike Quick at 49ers (L).....	6, 146 (1)
10/01/00..... Torrance Small vs. Falcons (W).....	4, 122 (1)	10/27/85..... Mike Quick vs. Bills (W).....	8, 117 (1)
10/31/99..... Torrance Small vs. Giants (L) (OT).....	4, 119 (1)	10/20/85..... Kenny Jackson vs. Cowboys (W).....	6, 134 (1)
11/30/97..... Irving Fryar vs. Bengals (W).....	7, 122 (0)	10/13/85..... Herman Hunter* (RB) vs. Cardinals (W).....	6, 120 (1)
11/23/97..... Irving Fryar vs. Steelers (W).....	7, 116 (1)	10/06/85..... John Spagnola (TE) at Saints (L).....	12, 124 (2)
11/10/97..... Irving Fryar vs. 49ers (L).....	9, 138 (0)	12/16/84..... Mike Quick at Falcons (L).....	7, 135 (1)
10/12/97..... Irving Fryar at Jaguars (L).....	10, 124 (3)	12/02/84..... John Spagnola (TE) vs. Cowboys (L).....	11, 114 (0)
09/28/97..... Irving Fryar at Vikings (L).....	9, 120 (1)	11/25/84..... Mike Quick at Cardinals (L).....	8, 107 (1)
09/07/97..... Irving Fryar vs. Packers (W).....	8, 125 (0)	11/04/84..... Mike Quick at Lions (T) (OT).....	5, 110 (1)
08/31/97..... Michael Timpson at Giants (L).....	9, 125 (0)	10/28/84..... Mike Quick vs. Cardinals (L).....	6, 170 (1)
11/24/96..... Irving Fryar at Cardinals (L).....	7, 131 (0)	09/02/84..... Mike Quick at Giants (L).....	8, 147 (1)
11/17/96..... Chris T. Jones vs. Washington (L).....	7, 103 (1)	12/18/83..... Harold Carmichael at Cardinals (L).....	5, 102 (0)
11/03/96..... Irving Fryar at Cowboys (W).....	9, 120 (1)	11/27/83..... Melvin Hoover at Washington (L).....	4, 128 (0)
10/27/96..... Irving Fryar vs. Panthers (W).....	7, 143 (0)	Mike Quick at Washington (L).....	5, 104 (2)
10/20/96..... Irving Fryar vs. Dolphins (W).....	8, 116 (4)	11/06/83..... Mike Quick vs. Cowboys (L).....	7, 120 (1)
09/15/96..... Chris T. Jones vs. Lions (W).....	9, 121 (1)	10/02/83..... Mike Quick at Falcons (W).....	4, 122 (1)
12/30/95..... Fred Barnett vs. Lions (W).....	8, 109 (1)	09/25/83..... Mike Quick vs. Cardinals (L).....	6, 133 (0)
12/17/95..... Calvin Williams vs. Cardinals (W).....	7, 105 (1)	09/18/83..... Mike Quick at Broncos (W).....	6, 152 (1)
11/12/95..... Fred Barnett vs. Broncos (W).....	7, 105 (0)	09/11/83..... Harold Carmichael vs. Washington (L).....	9, 108 (0)
12/24/94..... Calvin Williams at Bengals (L).....	6, 122 (0)	Mike Quick vs. Washington (L).....	4, 106 (1)
11/06/94..... Fred Barnett vs. Cardinals (W).....	11, 173 (2)	11/28/82..... Harold Carmichael at Washington (L).....	6, 109 (1)
10/24/94..... Fred Barnett vs. Oilers (W).....	5, 187 (1)	09/19/82..... Harold Carmichael at Browns (W).....	6, 100 (0)
10/02/94..... Calvin Williams at 49ers (W).....	9, 122 (0)	11/08/81..... Harold Carmichael at Cardinals (W).....	5, 103 (2)
09/12/94..... Fred Barnett vs. Bears (W).....	8, 102 (0)	11/01/81..... Harold Carmichael vs. Cowboys (L).....	5, 151 (1)
01/03/94..... James Joseph (RB) at 49ers (W) (OT).....	6, 109 (0)	10/18/81..... Harold Carmichael at Vikings (L).....	8, 109 (1)
12/19/93..... Calvin Williams at Colts (W).....	6, 105 (1)	Wilbert Montgomery (RB) at Vikings (L).....	10, 143 (1)
12/12/93..... Herschel Walker (RB) vs. Bills (L).....	11, 109 (0)	12/14/80..... Charlie Smith vs. Cardinals (W).....	7, 134 (0)
11/28/93..... Herschel Walker (RB) at Washington (W).....	10, 103 (0)	11/09/80..... Charlie Smith at Saints (W).....	9, 137 (0)
09/19/93..... Calvin Williams vs. Washington (W).....	8, 181 (3)	11/02/80..... Charlie Smith at Seahawks (W).....	5, 109 (1)
01/03/93..... Fred Barnett at Saints (W).....	4, 102 (2)	09/28/80..... Harold Carmichael at Cardinals (L).....	5, 108 (0)
12/13/92..... Fred Barnett at Seahawks (W) (OT).....	9, 161 (0)	09/07/80..... Harold Carmichael vs. Broncos (W).....	3, 135 (1)
09/20/92..... Fred Barnett vs. Broncos (W).....	5, 102 (1)	12/23/79..... Harold Carmichael vs. Bears (W).....	6, 111 (2)
Calvin Williams vs. Broncos (W).....	5, 108 (2)	09/10/79..... Harold Carmichael vs. Falcons (L).....	9, 127 (0)
09/13/92..... Fred Barnett at Cardinals (W).....	8, 193 (2)	12/24/78..... Charlie Smith at Falcons (L).....	7, 108 (0)
11/17/91..... Fred Barnett vs. Bengals (W).....	6, 108 (0)	12/03/78..... Harold Carmichael at Vikings (L).....	4, 115 (2)
11/10/91..... Fred Barnett at Browns (W).....	8, 146 (1)	11/19/78..... Harold Carmichael at Giants (W).....	5, 105 (0)
09/22/91..... Roy Green vs. Steelers (W).....	6, 114 (0)	10/29/78..... Harold Carmichael vs. Cardinals (L).....	7, 126 (1)
09/15/91..... Fred Barnett at Cowboys (W).....	7, 111 (1)	10/22/78..... Keith Krepfle (TE) at Cowboys (L).....	4, 100 (1)
09/01/91..... Keith Byars (RB) at Packers (W).....	8, 111 (1)	10/30/77..... Harold Carmichael at Washington (L).....	4, 116 (1)
01/05/91..... Keith Jackson (TE) vs. Washington (L).....	5, 116 (0)	11/09/75..... Charlie Smith vs. Cardinals (L).....	7, 102 (0)
12/16/90..... Fred Barnett* vs. Packers (W).....	5, 108 (0)	12/08/74..... Charle Young (TE) at Giants (W).....	9, 103 (1)
12/02/90..... Fred Barnett* at Bills (L).....	2, 112 (1)	11/17/74..... Charle Young (TE) vs. Cardinals (L).....	7, 101 (0)
11/25/90..... Keith Byars (RB) vs. Giants (W).....	8, 128 (0)	12/16/73..... Harold Carmichael at Washington (L).....	4, 111 (0)
10/15/90..... Fred Barnett* vs. Vikings (W).....	4, 114 (1)	Charle Young* (TE) at Washington (L).....	5, 104 (1)
09/30/90..... Keith Byars (RB) vs. Colts (L).....	12, 133 (0)	12/09/73..... Harold Carmichael vs. Jets (W).....	5, 146 (1)
12/18/89..... Keith Byars (RB) at Saints (L).....	6, 109 (0)	12/02/73..... Charle Young* (TE) at 49ers (L).....	6, 112 (1)
10/02/89..... Cris Carter at Bears (L).....	8, 113 (0)	11/18/73..... Charle Young* (TE) at Cowboys (L).....	4, 113 (1)
09/17/89..... Keith Byars (RB) at Washington (W).....	8, 130 (0)	11/11/73..... Harold Carmichael vs. Falcons (L).....	6, 105 (1)




100+ YARD RECEIVING GAMES (TDs)

11/04/73 Charle Young* (TE) vs. Patriots (W).....8, 108 (2)	10/25/64 Bill Mack at Steelers (W).....3, 104 (1)
10/14/73 Harold Carmichael at Cardinals (W)12, 187 (2)	10/04/64 Timmy Brown (RB) vs. Steelers (W).....2, 110 (2)
09/30/73 Norm Bulaich vs. Washington (L).....6, 109 (1)	09/20/64 Pete Retzlaff (TE) vs. 49ers (L)8, 121 (1)
09/23/73 Harold Carmichael at Giants (T).....5, 103 (1)	09/13/64 Pete Retzlaff (TE) vs. Giants (W).....6, 139 (1)
12/17/72 Harold Carmichael at Cardinals (L).....5, 100 (1)	10/13/63 Tommy McDonald at Washington (W).....8, 139 (2)
11/26/72 Harold Jackson at Giants (L).....5, 152 (1)	10/06/63 Pete Retzlaff (TE) vs. Cowboys (W).....4, 107 (0)
10/02/72 Harold Jackson vs. Giants (L)9, 138 (0)	09/15/63 Tommy McDonald vs. Steelers (T).....7, 179 (2)
09/24/72 Harold Jackson vs. Browns (L).....7, 131 (1)	12/16/62 Timmy Brown (RB) at Cardinals (L).....5, 199 (2)
09/17/72 Harold Jackson at Cowboys (L).....9, 161 (0)	Tommy McDonald at Cardinals (L)4, 162 (3)
12/19/71 Harold Jackson at Giants (W).....7, 145 (1)	12/09/62 Pete Retzlaff (TE) vs. Steelers (L)7, 122 (2)
12/12/71 Harold Jackson vs. Cardinals (W).....4, 109 (1)	12/02/62 Pete Retzlaff (TE) at Washington (W).....8, 135 (1)
11/28/71 Ben Hawkins vs. Washington (L).....7, 126 (0)	11/25/62 Tommy McDonald vs. Cowboys (W).....3, 108 (1)
11/21/71 Harold Jackson at Cardinals (W).....8, 117 (1)	Pete Retzlaff (TE) vs. Cowboys (W).....4, 113 (0)
09/19/71 Ben Hawkins at Bengals (L).....7, 118 (2)	10/28/62 Timmy Brown (RB) at Vikings (L).....5, 174 (1)
11/01/70 Ben Hawkins at Cowboys (L)2, 105 (1)	10/21/62 Howard Cassady vs. Washington (L).....8, 133 (2)
10/11/70 Harold Jackson at Giants (L).....7, 194 (2)	10/14/62 Tommy McDonald at Cowboys (L).....7, 131 (0)
12/07/69 Ben Hawkins vs. Washington (L)4, 112 (0)	09/30/62 Tommy McDonald vs. Browns (W).....6, 140 (1)
11/30/69 Gary Ballman at Saints (L).....4, 119 (1)	09/23/62 Timmy Brown (RB) vs. Giants (L)9, 160 (1)
11/23/69 Harold Jackson at Cardinals (W).....8, 127 (0)	09/16/62 Pete Retzlaff (TE) vs. Cardinals (L).....4, 126 (0)
11/09/69 Harold Jackson at Washington (T)8, 112 (0)	12/17/61 Pete Retzlaff (TE) at Lions (W).....9, 105 (1)
10/26/69 Harold Jackson vs. Saints (W).....6, 105 (0)	12/10/61 Tommy McDonald vs. Giants (L).....7, 237 (2)
10/19/69 Harold Jackson at Cowboys (L).....3, 107 (1)	11/26/61 Tommy McDonald vs. Cowboys (W).....5, 131 (3)
10/13/69 Harold Jackson at Colts (L).....8, 138 (1)	11/05/61 Tommy McDonald vs. Bears (W).....6, 109 (1)
10/05/69 Gary Ballman vs. Cowboys (L).....5, 108 (0)	10/29/61 Tommy McDonald at Washington (W).....7, 141 (1)
09/28/69 Ben Hawkins vs. Steelers (W).....7, 145 (4)	Pete Retzlaff (TE) vs. Washington (W).....7, 125 (2)
11/10/68 Fred Hill (TE) vs. Washington (L).....9, 114 (0)	10/01/61 Tommy McDonald vs. Cardinals (L).....11, 187 (0)
10/27/68 Ben Hawkins at Steelers (L).....7, 108 (0)	Bobby Walston vs. Cardinals (L).....2, 127 (0)
10/06/68 Ben Hawkins at Washington (L).....6, 105 (1)	12/18/60 Timmy Brown (RB) at Washington (W).....5, 128 (1)
09/29/68 Ben Hawkins vs. Cowboys (L).....6, 103 (0)	Tommy McDonald at Washington (W).....2, 116 (2)
12/03/67 Ben Hawkins at Washington (T).....5, 151 (2)	Pete Retzlaff (TE) at Washington (W).....5, 110 (1)
10/22/67 Ben Hawkins at Cardinals (L).....6, 197 (1)	12/11/60 Timmy Brown (RB) at Steelers (L).....3, 112 (1)
10/15/67 Ben Hawkins vs. 49ers (L).....6, 150 (1)	12/04/60 Pete Retzlaff (TE) at Cardinals (W).....5, 123 (1)
10/01/67 Ben Hawkins vs. Steelers (W).....8, 187 (2)	11/20/60 Bobby Walston at Giants (W).....6, 119 (0)
09/17/67 Gary Ballman vs. Washington (W).....4, 105 (2)	11/06/60 Tommy McDonald vs. Steelers (W).....8, 141 (3)
Ben Hawkins vs. Washington (W).....5, 100 (0)	10/09/60 Pete Retzlaff (TE) vs. Cardinals (W).....7, 132 (2)
09/25/66 Pete Retzlaff (TE) vs. Giants (W).....5, 120 (1)	12/06/59 Tommy McDonald at Washington (W).....9, 153 (3)
12/05/65 Ray Poage vs. Cowboys (L).....5, 142 (1)	11/15/59 Pete Retzlaff (TE) vs. Cardinals (W).....5, 137 (1)
Pete Retzlaff (TE) vs. Cowboys (L).....6, 118 (0)	10/25/59 Tommy McDonald at Cardinals (W).....3, 122 (2)
11/28/65 Pete Retzlaff (TE) at Cardinals (W)9, 148 (3)	10/04/59 Tommy McDonald vs. Giants (W).....6, 133 (3)
11/14/65 Pete Retzlaff (TE) vs. Washington (W).....7, 204 (0)	12/14/58 Tommy McDonald at Washington (L).....4, 148 (0)
11/07/65 Pete Retzlaff (TE) at Browns (L).....7, 151 (3)	11/16/58 Bill Barnes (RB) vs. Cardinals (W).....7, 109 (0)
10/17/65 Pete Retzlaff (TE) at Giants (L).....6, 133 (1)	10/26/58 Pete Retzlaff (TE) at Packers (L).....6, 121 (0)
09/26/65 Timmy Brown (RB) vs. Giants (L)8, 106 (0)	10/14/56 Bobby Walston at Steelers (W).....4, 108 (1)
09/19/65 Timmy Brown (RB) vs. Cardinals (W).....7, 129 (1)	09/30/56 Bobby Walston at Rams (L).....5, 115 (0)
12/13/64 Pete Retzlaff (TE) at Cardinals (L)6, 106 (1)	12/11/55 Pete Pihos at Bears (L)11, 114 (0)
11/29/64 Pete Retzlaff (TE) at Browns (L).....5, 100 (1)	12/04/55 Pete Pihos vs. Cardinals (W).....10, 127 (1)
11/08/64 Pete Retzlaff (TE) at Rams (L).....6, 105 (0)	11/27/55 Pete Pihos vs. Rams (L).....6, 103 (1)



PETE RETZLAFF



TOMMY McDONALD



100+ YARD RECEIVING GAMES (TDs)

11/13/55	Bill Stribling vs. Browns (W).....	6, 123 (2)
11/06/55	Pete Pihos at Washington (W).....	8, 119 (1)
12/12/54	Pete Pihos vs. Giants (W).....	8, 119 (1)
11/28/54	Jerry Williams (RB) vs. Washington (W).....	6, 163 (1)
11/07/54	Dom Moselle (RB) vs. Cardinals (W).....	7, 100 (1)
10/23/54	Pete Pihos at Steelers (L).....	7, 111 (1)
10/17/54	Pete Pihos at Washington (W).....	9, 132 (3)
10/03/54	Bobby Walston at Cardinals (W).....	5, 110 (3)
	Jerry Williams (RB) at Cardinals (W).....	5, 166 (1)
11/21/53	Pete Pihos vs. Cardinals (W).....	7, 113 (0)
11/15/53	Pete Pihos vs. Colts (W).....	7, 118 (1)
	Bobby Walston vs. Colts (W).....	7, 110 (0)
11/08/53	Pete Pihos vs. Giants (W).....	7, 145 (2)
	Bobby Walston vs. Giants (W).....	8, 176 (2)
10/25/53	Pete Pihos at Cardinals (W).....	8, 156 (1)
10/10/53	Bobby Walston at Browns (L).....	4, 110 (0)
12/07/52	Bud Grant vs. Texans (W).....	11, 203 (2)
11/30/52	Bud Grant at Cardinals (L).....	8, 186 (1)
11/23/52	Bobby Walston at Browns (W).....	4, 121 (1)
10/12/52	Bud Grant vs. Steelers (W).....	5, 111 (1)
09/28/52	Bud Grant at Steelers (W).....	4, 135 (1)
10/21/51	Bobby Walston* at Giants (L).....	6, 118 (2)
10/22/50	Jack Ferrante at Steelers (W).....	5, 118 (0)
10/15/50	Jack Ferrante at Colts (W).....	6, 103 (0)
10/07/50	Jack Ferrante vs. Rams (W).....	4, 101 (2)
11/13/49	Clyde Scott* (RB) at Washington (W).....	4, 127 (1)
12/12/48	Jack Ferrante vs. Lions (W).....	7, 184 (3)
11/28/48	Pete Pihos vs. Steelers (W).....	7, 112 (1)
11/07/48	Pete Pihos at Giants (W).....	5, 128 (2)
12/14/47	Pete Pihos* vs. Packers (W).....	4, 108 (1)
11/11/45	Jack Ferrante vs. Giants (W).....	5, 135 (2)
10/28/45	Jack Ferrante vs. Rams (W).....	5, 101 (1)
12/05/43	Tony Bova vs. Packers (L).....	3, 106 (2)
11/01/42	Fred Meyer* at Washington (L).....	4, 119 (0)
12/01/40	Don Looney* at Washington (L).....	14, 180 (0)
10/26/40	Lester McDonald vs. Dodgers (L).....	6, 102 (0)
09/22/40	Don Looney* at Rams (L).....	8, 129 (2)
09/15/40	Don Looney* at Packers (L).....	8, 115 (1)
11/19/39	Herschel Ramsey at Bears (L).....	8, 131 (1)
09/11/38	Joe Carter vs. Washington (L).....	6, 116 (2)
11/14/37	Joe Carter at Packers (L).....	6, 139 (1)

* Rookie | *Playoff Game*

NFL RECORDS HELD BY EAGLES

MOST TOUCHDOWN PASSES, Game

7 Nick Foles (11/3/13 at Raiders) and Adrian Burk (10/17/54 at Washington); *tied with Drew Brees, Saints (2015), Peyton Manning, Broncos (2013), Joe Kapp, Vikings (1969), Y.A. Tittle, Giants (1962), George Blanda, Houston Oilers (1961) and Sid Luckman, Bears (1943)*

MOST CONSECUTIVE COMPLETIONS

25 Nick Foles (12/30/18 at Washington); *tied with Philip Rivers, Chargers (25 vs. Cardinals, 2018) and Ryan Tannehill, Dolphins (7 at Texans, 2015)*

LONGEST TOUCHDOWN PASS

99+ Ron Jaworski to Mike Quick (11/10/85 vs. Falcons) (OT); *tied with many others*

MOST INTERCEPTIONS RETURNED FOR TD, Season

4 Eric Allen, 1993; *tied with Jim Kearney, Chiefs (1972) and Ken Houston, Houston Oilers (1971)*

MOST INTERCEPTIONS, Game

4 Russ Craft (9/24/50 at Chi. Cardinals); *tied with 17 others*

MOST KICKOFF RETURN TOUCHDOWNS, Game

2 Timmy Brown (11/6/66 vs. Cowboys), 93 and 90 yards; *tied with Josh Cribbs, Browns (2009), Andre Davis, Texans (2007), Devin Hester, Bears (2006), Chad Morton, Jets (2002), Tyrone Hughes, Saints (1994), Ron Brown, Rams (1985) and Travis Williams, Packers (1967)*

MOST 50+ YARD TOUCHDOWNS, Season

8 DeSean Jackson (2009); *tied with Devin Hester, Bears (2007) and Elroy "Crazy Legs" Hirsch, Rams (1951)*



SCRIMMAGE YARDS CAREER

Rk	Player	G	Touches	Yds	Avg	Yds/G	TD
1.	Brian Westbrook (RB) (2002-09)	107	1,734	9,785	5.6	91.4	66
2.	LeSean McCoy (RB) (2009-14)	90	1,761	9,074	5.2	100.8	54
3.	Harold Carmichael (WR) (1971-83)	180	598	9,042	15.1	50.2	79
4.	Wilbert Montgomery (RB) (1977-84)	100	1,731	8,985	5.2	89.9	57
5.	Pete Retzlaff (TE) (1956-66)	132	458	7,408	16.2	56.1	47
6.	Duce Staley (RB) (1997-2003)	98	1,475	7,305	5.0	74.5	32
7.	Timmy Brown (B) (1960-67)	96	1,081	7,049	6.5	73.4	55
8.	DeSean Jackson (WR) (2008-13, '19-20)	95	437	6,897	15.8	72.6	38
9.	Mike Quick (WR) (1982-90)	101	364	6,459	17.7	64.0	61
10.	Steve Van Buren (B) (1944-51)	83	1,365	6,383	4.7	76.9	72
11.	Zach Ertz (TE) (2013-21)	123	579	6,267	10.8	51.0	38
12.	Keith Byars (RB) (1986-92)	105	1,121	6,204	5.5	59.1	30
13.	Pete Pihos (E) (1947-55)	107	382	5,615	14.7	52.5	61
14.	Tommy McDonald (FL) (1957-63)	88	304	5,521	18.2	62.7	66
15.	Bobby Walston (WR/K) (1951-62)	148	315	5,375	17.1	36.3	46
16.	Ricky Watters (RB) (1995-97)	48	1,136	5,112	4.5	106.5	32
17.	Brent Celek (TE) (2007-17)	175	398	4,998	12.6	28.6	31
18.	Jeremy Maclin (WR) (2009-14)	75	349	4,801	13.8	64.0	36
19.	Ben Hawkins (FL) (1966-73)	102	271	4,772	17.6	46.8	32
20.	Tom Woodeshick (B) (1963-71)	111	956	4,736	5.0	42.7	27

TOUCHES CAREER

Rk	Player	Touches
1.	LeSean McCoy (2009-14).....	1,761
2.	Brian Westbrook (2002-09).....	1,734
3.	Wilbert Montgomery (1977-84).....	1,731
4.	Duce Staley (1997-2003).....	1,475
5.	Steve Van Buren (B) (1944-51).....	1,365

YARDS/TOUCH CAREER

Rk	Player	Avg
1.	Timmy Brown (B) (1960-67).....	6.5
2.	Brian Westbrook (2002-09).....	5.6
3.	Keith Byars (1986-92).....	5.5
4.	Wilbert Montgomery (1977-84).....	5.2
5.	LeSean McCoy (2009-14).....	5.2

SCRIMMAGE YARDS SEASON

Rk	Player	Touches	Yds	Avg	Yds/G	TD
1.	LeSean McCoy (2013)	366	2,146	5.9	134.1	11
2.	Brian Westbrook (2007)	368	2,104	5.7	140.3	12
3.	Wilbert Montgomery (1979)	379	2,006	5.3	125.4	14
4.	Wilbert Montgomery (1981)	335	1,923	5.7	128.2	10
5.	Brian Westbrook (2006)	317	1,916	6.0	127.7	11
6.	Ricky Watters (1996)	404	1,855	4.6	115.9	13
7.	Ricky Watters (1995)	399	1,707	4.3	106.7	12
8.	LeSean McCoy (2010)	285	1,672	5.9	111.5	9
9.	LeSean McCoy (2011)	321	1,624	5.1	108.3	20
10.	Duce Staley (2002)	320	1,570	4.9	98.1	8

TOUCHES SEASON

Rk	Player	Touches
1.	Ricky Watters (1996).....	404
2.	Ricky Watters (1995).....	399
3.	Wilbert Montgomery (1979).....	379
4.	Brian Westbrook (2007).....	368
5t.	LeSean McCoy (2013).....	366
	Duce Staley (1999).....	366

YARDS/TOUCH SEASON

Rk	Player	Avg
1.	Timmy Brown (1965).....	7.4
2.	Timmy Brown (1962).....	7.4
3.	Herschel Walker (1994).....	6.3
4.	Steve Van Buren (1945).....	6.2
5.	Brian Westbrook (2003).....	6.1

SCRIMMAGE YARDS GAME

Rk	Player	Yds
1.	Duce Staley (9/3/00 at Cowboys).....	262
2.	Timmy Brown (12/16/62 at Cardinals).....	249
3t.	Wilbert Montgomery (11/4/79 vs. Browns).....	237
	Tommy McDonald (12/10/61 vs. Giants).....	237
5.	Duce Staley (11/11/01 vs. Vikings).....	231

TOUCHES GAME

Rk	Player	Touches
1t.	Brian Westbrook (12/7/08 at Giants).....	39
	Ricky Watters (12/10/95 vs. Cowboys).....	39
	Heath Sherman (11/12/90 vs. Washington).....	39
4.	Heath Sherman (10/6/91 at Buccaneers).....	37
5.	Ricky Watters (10/8/95 vs. Washington) (OT).....	36



SACKS CAREER

Rk	Player	Sacks
1.	Reggie White (DE) (1985-92).....	124.0
2.	Trent Cole (DE/LB) (2005-14).....	85.5
3.	Clyde Simmons (DE) (1986-93).....	76.0
4.	Brandon Graham (DE) (2010-)	68.0
5.	Fletcher Cox (DT) (2012-)	64.0
6.	Hugh Douglas (DE) (1998-2002, '04).....	54.5
7.	Greg Brown (DE) (1982-86).....	50.5
8.	Andy Harmon (DT) (1991-97).....	39.5
9.	Seth Joyner (LB) (1986-93).....	37.0
10.	William Fuller (DE) (1994-96).....	35.5
11.	Dennis Harrison (DE) (1978-84).....	34.0
12.	William Thomas (LB) (1991-99).....	33.0
13.	Ken Clarke (DT) (1982-87).....	32.5
14.	Corey Simon (DT) (2000-04).....	32.0
15t.	Connor Barwin (DE/LB) (2013-16).....	31.5
	Juqua Parker (DE) (2005-11).....	31.5
	Mike Mamula (DE) (1995-2000).....	31.5
18.	Vinny Curry (DE) (2012-17, '19-20).....	30.0
19.	Jerome Brown (DT) (1987-91).....	29.5
20.	Darwin Walker (DT) (2000-06).....	27.5

Note: Only includes figures since 1982 (when sacks became an official NFL statistic)

SACKS SEASON

Rk	Player	Sacks
1.	Reggie White (DE) (1987).....	21.0
2.	Clyde Simmons (DE) (1992).....	19.0
3t.	Jason Babin (DE) (2011).....	18.0
	Reggie White (DE) (1988).....	18.0
	Reggie White (DE) (1986).....	18.0
6.	Greg Brown (DE) (1984).....	16.0
7.	Clyde Simmons (DE) (1989).....	15.5
8t.	Hugh Douglas (DE) (2000).....	15.0
	Reggie White (DE) (1991).....	15.0
10.	Connor Barwin (LB) (2014).....	14.5

SACKS GAME

Rk	Player	Sacks
1t.	Hugh Douglas (DE) (10/18/98 at Chargers).....	4.5
	Clyde Simmons (DE) (9/15/91 at Cowboys).....	4.5
3t.	Reggie White (DE) (9/25/88 at Vikings).....	4.0
	Reggie White (DE) (11/30/86 at L.A. Raiders).....	4.0
	Reggie White (DE) (11/2/86 at StL Cardinals).....	4.0
	Garry Cobb (LB) (10/5/86 at Falcons).....	4.0
	Greg Brown (DE) (12/16/84 at Falcons).....	4.0



REGGIE WHITE

GAMES WITH 3.0 SACKS

3.0-SACK GAMES, Career

Rk	Player	Games
1.	Reggie White (1985-92).....	9
2.	Clyde Simmons (1986-93).....	4
3t.	Trent Cole (2005-14).....	3
	Jason Babin (2009, '11-12).....	3
5t.	Fletcher Cox (2012-)	2
	Brandon Graham (2010-)	2
	<i>Several others tied</i>	2

Includes playoff games

3.0-SACK GAMES, Season

Rk	Player	Games
1t.	Jason Babin (2011).....	3
	Reggie White (1986).....	3
3t.	Connor Barwin (2014).....	2
	Clyde Simmons (1992).....	2
	Dennis Harrison (1983).....	2

Regular season only

GAMES WITH MULTIPLE SACKS

MULTI-SACK GAMES, Career

Rk	Player	Games
1.	Reggie White (1985-92).....	38
2.	Clyde Simmons (1986-93).....	22
3.	Trent Cole (2005-14).....	20
4.	Brandon Graham (2010-)	15
5.	Hugh Douglas (1998-2002, '04).....	13

Includes playoff games

MULTI-SACK GAMES, Season

Rk	Player	Games
1.	Reggie White (1987).....	9
2.	Clyde Simmons (1992).....	7
3t.	Jason Babin (2011).....	6
	Reggie White (1988).....	6
5t.	Hugh Douglas (2000).....	5
	Clyde Simmons (1991).....	5

Regular season only

CONSECUTIVE MULTI-SACK GAMES

Rk	Player	Games
1.	Reggie White (1987).....	4
2t.	Jason Babin (2011).....	3
	William Fuller (1995).....	3
	Andy Harmon (1995).....	3
	Reggie White (1986).....	3
	Dennis Harrison (1982).....	3

CONSECUTIVE GAMES WITH A SACK

Rk	Player	Games
1t.	Reggie White (1987-88).....	8
	Reggie White (1986-87).....	8
3t.	Haason Reddick (2022)	7
	William Fuller (1994).....	7
	Dennis Harrison (1982).....	7
6.	Clyde Simmons (1992).....	6



MULTI-SACK GAMES (SINCE 1982)

12/24/22 Haason Reddick at Cowboys (L) 2.0	10/05/14 Connor Barwin vs. Rams (W) 2.0
12/24/22 Josh Sweat at Cowboys (L) 1.5	12/22/13 Trent Cole vs. Bears (W) 3.0
12/18/22 Javon Hargrave at Bears (W) 2.0	Mychal Kendricks vs. Bears (W) 2.0
12/18/22 Haason Reddick at Bears (W) 2.0	12/01/13 Trent Cole vs. Cardinals (W) 2.0
12/18/22 Josh Sweat at Bears (W) 2.0	Brandon Graham vs. Cardinals (W) 2.0
12/11/22 Brandon Graham at Giants (W) 3.0	11/17/13 Trent Cole vs. Washington (W) 2.0
12/4/22 Josh Sweat vs. Titans (W) 2.0	12/13/12 Fletcher Cox* vs. Bengals (L) 1.5
11/03/22 Javon Hargrave at Texans (W) 3.0	Brandon Graham vs. Bengals (L) 2.5
10/30/22 Javon Hargrave vs. Steelers (W) 2.0	12/02/12 Brandon Graham at Cowboys (L) 1.5
10/02/22 Haason Reddick vs. Jaguars (W) 2.0	09/23/12 Jason Babin at Cardinals (L) 1.5
09/25/22 Brandon Graham at Commanders (W) 2.5	12/18/11 Jason Babin vs. Jets (W) 3.0
09/25/22 Fletcher Cox at Commanders (W) 1.5	12/11/11 Jason Babin at Dolphins (W) 3.0
09/25/22 Haason Reddick at Commanders (W) 1.5	Trent Cole at Dolphins (W) 3.0
09/25/22 Josh Sweat at Commanders (W) 1.5	12/01/11 Jason Babin at Seahawks (L) 2.0
01/16/22 <i>Ryan Kerrigan at Buccaneers (L) 1.5</i>	10/30/11 Jason Babin vs. Cowboys (W) 2.0
01/02/22 Josh Sweat at Washington (W) 1.5	10/02/11 Jason Babin vs. 49ers (L) 3.0
12/21/21 Fletcher Cox vs. Washington (W) 2.0	09/18/11 Cullen Jenkins at Falcons (L) 2.0
12/05/21 Josh Sweat at Jets (W) 1.5	09/11/11 Jason Babin at Rams (W) 2.0
10/31/21 Josh Sweat at Lions (W) 2.0	11/28/10 Trent Cole at Bears (L) 2.0
09/27/21 Javon Hargrave at Cowboys (L) 2.0	10/17/10 Trent Cole vs. Falcons (W) 2.0
09/12/21 Javon Hargrave at Falcons (W) 2.0	09/26/10 Trent Cole at Jaguars (W) 2.0
12/13/20 Javon Hargrave vs. Saints (W) 2.0	Trevor Laws at Jaguars (W) 2.0
Josh Sweat vs. Saints (W) 2.0	09/12/10 Juqua Parker vs. Packers (L) 2.0
10/18/20 Brandon Graham vs. Ravens (L) 2.0	12/20/09 Trent Cole vs. 49ers (W) 2.0
09/27/20 Derek Barnett vs. Bengals (T) 2.0	12/13/09 Darren Howard at Giants (W) 2.0
Brandon Graham vs. Bengals (T) 2.0	10/26/09 Trent Cole at Washington (W) 2.0
Jalen Mills vs. Bengals (T) 1.5	09/13/09 Darren Howard at Panthers (W) 2.0
12/29/19 Derek Barnett at Giants (W) 2.0	12/28/08 Chris Clemons vs. Cowboys (W) 2.0
12/09/19 Vinny Curry vs. Giants (W) 2.0	11/16/08 Trent Cole at Bengals (T) 2.0
11/24/19 Brandon Graham vs. Seahawks (L) 1.5	Darren Howard at Bengals (T) 2.0
Malcolm Jenkins vs. Seahawks (L) 2.0	11/02/08 Darren Howard at Seahawks (W) 1.5
10/27/19 Fletcher Cox at Bills (W) 1.5	09/21/08 Omar Gaither vs. Steelers (W) 1.5
10/06/19 Brandon Graham vs. Jets (W) 3.0	Darren Howard vs. Steelers (W) 2.0
Orlando Scandrick vs. Jets (W) 2.0	Juqua Parker vs. Steelers (W) 2.5
12/30/18 Fletcher Cox at Washington (W) 3.0	12/09/07 Trent Cole vs. Giants (L) 2.0
12/23/18 Chris Long vs. Texans (W) 2.0	10/28/07 Trent Cole at Vikings (W) 2.0
12/09/18 Michael Bennett at Cowboys (L) 1.5	09/23/07 Brodrick Bunkley vs. Lions (W) 2.0
Fletcher Cox at Cowboys (L) 1.5	Trent Cole vs. Lions (W) 3.5
11/11/18 Michael Bennett vs. Cowboys (L) 2.0	Juqua Parker vs. Lions (W) 2.0
Brandon Graham vs. Cowboys (L) 1.5	09/09/07 Trent Cole at Packers (L) 1.5
10/28/18 Jordan Hicks at Jaguars (W) 1.5	01/13/07 <i>Darwin Walker at Saints (L) 2.0</i>
Chris Long at Jaguars (W) 2.0	12/31/06 Matt McCoy vs. Falcons (W) 2.0
09/23/18 Derek Barnett vs. Colts (W) 1.5	Juqua Parker vs. Falcons (W) 2.0
09/06/18 Fletcher Cox vs. Falcons (W) 1.5	11/19/06 Trent Cole vs. Titans (L) 1.5
Jordan Hicks vs. Falcons (W) 1.5	10/08/06 Darren Howard vs. Cowboys (W) 2.0
12/03/17 Brandon Graham at Seahawks (L) 1.5	Darwin Walker vs. Cowboys (W) 3.0
11/19/17 Derek Barnett* at Cowboys (W) 2.0	09/17/06 Trent Cole vs. Giants (L) 2.0
10/23/17 Derek Barnett* vs. Washington (W) 2.0	Jevon Kearse vs. Giants (L) 2.5
09/10/17 Brandon Graham at Washington (W) 2.0	Mike Patterson vs. Giants (L) 1.5
12/11/16 Fletcher Cox vs. Washington (L) 1.5	09/10/06 Trent Cole at Texans (W) 2.0
09/25/16 Fletcher Cox vs. Steelers (W) 2.0	11/20/05 Trent Cole* at Giants (L) 2.0
12/26/15 Fletcher Cox vs. Washington (L) 2.0	Jevon Kearse at Giants (L) 2.5
12/06/15 Connor Barwin at Patriots (W) 2.0	11/14/05 Trent Cole* vs. Cowboys (L) 2.0
Brandon Graham at Patriots (W) 2.0	09/12/05 Brian Dawkins at Falcons (L) 1.5
11/26/15 Vinny Curry at Lions (L) 2.0	Darwin Walker at Falcons (L) 1.5
11/08/15 Brandon Graham at Cowboys (W) 2.0	01/23/05 <i>Derrick Burgess vs. Falcons (W) 2.0</i>
10/11/15 Fletcher Cox vs. Saints (W) 3.0	12/05/04 Corey Simon vs. Packers (W) 2.0
11/23/14 Connor Barwin vs. Titans (W) 2.0	Darwin Walker vs. Packers (W) 2.0
Trent Cole vs. Titans (W) 2.0	11/28/04 Corey Simon at Giants (W) 2.0
11/10/14 Connor Barwin vs. Panthers (W) 3.5	11/07/04 Sam Rayburn at Steelers (L) 2.0
Brandon Graham vs. Panthers (W) 1.5	10/31/04 Jevon Kearse vs. Ravens (W) 2.0
10/12/14 Connor Barwin vs. Giants (W) 3.0	09/26/04 Jevon Kearse at Lions (W) 3.0
Vinny Curry vs. Giants (W) 2.0	11/16/03 Darwin Walker vs. Giants (W) 1.5



MULTI-SACK GAMES (SINCE 1982)

12/21/02.....	N.D. Kalu at Cowboys (W).....	2.0	09/18/94.....	Bill Romanowski vs. Packers (W).....	1.5
12/08/02.....	Brandon Whiting at Seahawks (W).....	2.0	09/12/94.....	William Fuller vs. Bears (W).....	2.0
12/01/02.....	Hugh Douglas vs. Rams (W).....	2.0	01/03/94.....	Andy Harmon vs. 49ers (W).....	3.0
	N.D. Kalu vs. Rams (W).....	3.0	12/26/93.....	Clyde Simmons vs. Saints (W).....	2.0
11/03/02.....	Hugh Douglas at Bears (W).....	2.0	12/06/93.....	Andy Harmon at Cowboys (L).....	2.5
10/20/02.....	Carlos Emmons vs. Buccaneers (W).....	2.0	11/28/93.....	Mike Flores at Washington (W).....	2.0
12/09/01.....	Derrick Burgess at Chargers (W).....	2.0	10/31/93.....	Andy Harmon vs. Cowboys (L).....	2.0
11/29/01.....	Corey Simon at Chiefs (W).....	2.0	09/19/93.....	Clyde Simmons vs. Washington (W).....	2.0
11/25/01.....	Corey Simon vs. Washington (L).....	2.0	12/27/92.....	Clyde Simmons vs. Giants (W).....	1.5
11/18/01.....	Troy Vincent at Cowboys (W).....	1.5	12/13/92.....	Clyde Simmons at Seahawks (W).....	2.0
11/11/01.....	Hugh Douglas vs. Vikings (W).....	2.5		Reggie White at Seahawks (W).....	2.0
11/04/01.....	Hugh Douglas vs. Cardinals (W).....	2.0	12/06/92.....	Andy Harmon vs. Vikings (W).....	2.5
09/23/01.....	Brandon Whiting at Seahawks (W).....	2.0	11/29/92.....	Mike Pitts at 49ers (L).....	2.0
12/31/00.....	<i>Hugh Douglas vs. Buccaneers (W).....</i>	<i>2.0</i>	11/22/92.....	Clyde Simmons at Giants (W).....	3.0
11/19/00.....	Brian Dawkins vs. Cardinals (W).....	2.0		Reggie White at Giants (W).....	3.5
	Corey Simon* vs. Cardinals (W).....	1.5	11/08/92.....	Clyde Simmons vs. Raiders (W).....	1.5
	Jeremiah Trotter vs. Cardinals (W).....	2.0		Reggie White vs. Raiders (W).....	1.5
11/05/00.....	Brandon Whiting vs. Cowboys (W).....	1.5	10/11/92.....	Clyde Simmons at Chiefs (L).....	2.0
10/22/00.....	Hugh Douglas vs. Bears (W).....	1.5	10/05/92.....	Reggie White vs. Cowboys (W).....	2.0
10/08/00.....	Hugh Douglas vs. Washington (L).....	2.0	09/20/92.....	Clyde Simmons vs. Broncos (W).....	1.5
09/24/00.....	Corey Simon* at Saints (W).....	2.0	09/13/92.....	Clyde Simmons at Cardinals (W).....	3.0
09/17/00.....	Hugh Douglas at Packers (L).....	2.5	12/22/91.....	Reggie White vs. Washington (W).....	2.0
09/03/00.....	Hugh Douglas at Cowboys (W).....	2.0	12/08/91.....	Clyde Simmons at Giants (W).....	2.0
01/02/00.....	Tyrone Williams vs. Rams (W).....	2.0	12/02/91.....	Seth Joyner at Oilers (W).....	2.0
12/19/99.....	Mike Mamula vs. Patriots (W).....	3.0	11/17/91.....	Clyde Simmons vs. Bengals (W).....	2.0
10/31/99.....	Greg Jefferson vs. Giants (L).....	1.5		Reggie White vs. Bengals (W).....	2.0
11/22/98.....	Bill Johnson at Giants (L).....	1.5	11/04/91.....	Clyde Simmons vs. Giants (W).....	1.5
11/15/98.....	Hugh Douglas at Washington (L).....	1.5		Reggie White vs. Giants (W).....	1.5
11/08/98.....	Hugh Douglas vs. Lions (W).....	2.5	10/06/91.....	Wes Hopkins at Buccaneers (L).....	2.0
10/18/98.....	Hugh Douglas at Chargers (L).....	4.5	09/22/91.....	Clyde Simmons vs. Steelers (W).....	2.0
10/11/98.....	Hugh Douglas vs. Washington (W).....	1.5	09/15/91.....	Jerome Brown at Cowboys (W).....	2.5
	Hollis Thomas vs. Washington (W).....	2.0		Mike Golic at Cowboys (W).....	2.0
	Al Wallace vs. Washington (W).....	1.5		Clyde Simmons at Cowboys (W).....	4.5
12/14/97.....	Greg Jefferson at Falcons (L).....	2.0	09/01/91.....	Reggie White at Packers (W).....	3.0
11/02/97.....	Hollis Thomas at Cardinals (L).....	1.5	12/29/90.....	Seth Joyner at Cardinals (W).....	2.0
10/26/97.....	Rhett Hall vs. Cowboys (W).....	3.5	12/16/90.....	Clyde Simmons vs. Packers (W).....	1.5
	William Thomas vs. Cowboys (W).....	2.0		Reggie White vs. Packers (W).....	1.5
09/15/97.....	Bobby Taylor at Cowboys (L).....	2.0	11/18/90.....	Clyde Simmons at Falcons (W).....	2.0
12/22/96.....	William Fuller vs. Cardinals (W).....	3.0	11/12/90.....	Reggie White vs. Washington (W).....	2.0
12/01/96.....	William Fuller vs. Giants (W).....	2.0	11/04/90.....	Seth Joyner vs. Patriots (W).....	2.0
11/24/96.....	William Thomas at Cardinals (L).....	2.0	10/15/90.....	Jessie Small vs. Vikings (W).....	2.0
10/13/96.....	William Fuller at Giants (W).....	2.0	09/30/90.....	Reggie White vs. Colts (L).....	3.0
	Rhett Hall at Giants (W).....	1.5	09/16/90.....	Mike Pitts vs. Cardinals (L).....	2.0
	Mike Mamula at Giants (W).....	2.5		Reggie White vs. Cardinals (L).....	2.0
	William Thomas at Giants (W).....	1.5	12/18/89.....	Jerome Brown at Saints (L).....	2.0
09/22/96.....	William Fuller at Falcons (W).....	2.0	10/29/89.....	Clyde Simmons at Broncos (W).....	3.5
09/01/96.....	Mike Mamula at Washington (W).....	2.0		Reggie White at Broncos (W).....	1.5
12/17/95.....	William Fuller vs. Cardinals (L).....	2.0	10/22/89.....	Seth Joyner vs. Raiders (W).....	2.0
12/10/95.....	William Fuller vs. Cowboys (W).....	1.5	10/15/89.....	Jerome Brown at Cardinals (W).....	2.5
12/03/95.....	William Fuller at Seahawks (L).....	2.0	10/8/89.....	Reggie White vs. Giants (W).....	2.0
	Kevin Johnson at Seahawks (L).....	2.0	09/24/89.....	Mike Pitts vs. 49ers (L).....	2.0
11/19/95.....	Andy Harmon vs. Giants (W).....	2.0		Clyde Simmons vs. 49ers (L).....	2.0
	Mike Mamula vs. Giants (W).....	3.0		Reggie White vs. 49ers (L).....	2.5
10/29/95.....	William Fuller vs. Rams (W).....	2.0	09/17/89.....	Jerome Brown at Washington (W).....	2.0
	Andy Harmon vs. Rams (W).....	2.0	09/10/89.....	Clyde Simmons vs. Seahawks (W).....	2.0
10/15/95.....	Andy Harmon at Giants (W).....	2.0	12/18/88.....	Reggie White at Cowboys (W).....	2.0
	Kevin Johnson at Giants (W).....	2.0	12/10/88.....	Reggie White at Cardinals (W).....	2.0
10/08/95.....	Andy Harmon vs. Washington (W).....	3.0	11/27/88.....	Clyde Simmons vs. Cardinals (W).....	2.5
10/01/95.....	Mike Mamula at Saints (W).....	2.0	11/06/88.....	Reggie White vs. Rams (W).....	2.0
12/18/94.....	Mike Flores vs. Giants (L).....	2.0	10/30/88.....	Reggie White vs. Falcons (L).....	2.0
12/04/94.....	William Fuller at Cowboys (L).....	1.5	10/10/88.....	Reggie White vs. Giants (W).....	2.5
11/06/94.....	Andy Harmon vs. Cardinals (W).....	2.0	10/02/88.....	Clyde Simmons vs. Oilers (W).....	2.0
10/24/94.....	William Thomas vs. Oilers (W).....	2.0	09/25/88.....	Reggie White at Vikings (L).....	4.0



MULTI-SACK GAMES (SINCE 1982)

12/27/87	Reggie White vs. Bills (W)	2.0
12/20/87	Reggie White at Jets (W)	2.0
12/06/87	Reggie White at Giants (L)	2.0
11/29/87	Mike Pitts at Patriots (W)	2.0
	Reggie White at Patriots (W)	2.0
11/22/87	Reggie White vs. Rams (L)	2.0
11/15/87	Reggie White vs. Giants (L)	3.0
11/01/87	Jerome Brown at Rams (W)	2.0
	Reggie White at Rams (W)	2.0
10/25/87	Reggie White vs. Cowboys (W)	2.5
10/18/87	Ray Phillips at Packers (L)	1.5
	Fred Smalls at Packers (L)	2.5
09/20/87	Clyde Simmons vs. Saints (W)	1.5
	Reggie White vs. Saints (W)	1.5
12/14/86	Reggie White at Cowboys (W)	3.0
12/07/86	Reggie White vs. Rams (T)	2.0
11/30/86	Reggie White at Raiders (W)	4.0
11/23/86	Ken Clarke at Seahawks (L)	2.0
11/09/86	Greg Brown vs. Giants (L)	2.0
11/02/86	Reggie White at Rams (L)	4.0
10/05/86	Garry Cobb at Falcons (W)	4.0
09/07/86	Ken Clarke at Washington (L)	2.0
12/22/85	Garry Cobb at Vikings (W)	2.0
	Reggie White at Vikings (W)	2.0
	Reggie Wilkes at Vikings (W)	2.0
12/08/85	Ray Ellis vs. Washington (L)	2.0
11/17/85	Reggie White at Rams (W)	3.0
11/10/85	Ken Clarke vs. Falcons (W)	2.0
	Reggie White vs. Falcons (W)	2.0
10/13/85	Greg Brown vs. Rams (W)	3.0
10/06/85	Greg Brown at Saints (L)	1.5
	Ken Clarke at Saints (L)	1.5
09/29/85	Ken Clarke vs. Giants (L)	1.5
	Reggie White vs. Giants (L)	2.5
12/16/84	Greg Brown at Falcons (L)	4.0
	Ken Clarke at Falcons (L)	2.0
	Byron Darby at Falcons (L)	2.0
12/09/84	Byron Darby vs. Patriots (W)	1.5
	Dennis Harrison vs. Patriots (W)	1.5
12/02/84	Greg Brown vs. Cowboys (L)	1.5
11/25/84	Dennis Harrison at Rams (L)	1.5
11/04/84	Ken Clarke at Lions (T)	3.0
10/21/84	Greg Brown vs. Giants (W)	1.5
	Dennis Harrison vs. Giants (W)	2.0
10/14/84	Ken Clarke vs. Colts (W)	2.0
	Dennis Harrison vs. Colts (W)	2.0
09/30/84	Greg Brown at Washington (L)	2.0
12/18/83	Greg Brown at Rams (L)	2.5
11/20/83	Greg Brown vs. Giants (L)	2.0
11/13/83	Dennis Harrison at Bears (L)	3.0
10/09/83	Dennis Harrison at Giants (W)	2.0
10/02/83	Dennis Harrison at Falcons (W)	3.0
09/25/83	Carl Hairston at Rams (L)	2.0
	Joel Williams at Rams (L)	1.5
12/26/82	Greg Brown at Cowboys (W)	2.0
	Dennis Harrison at Cowboys (W)	1.5
12/19/82	Carl Hairston vs. Oilers (W)	2.0
12/11/82	Dennis Harrison at Giants (L)	2.0
12/05/82	Dennis Harrison vs. Rams (L)	2.0
11/28/82	Dennis Harrison at Washington (L)	2.0

* Rookie | *Playoff Game*

TRENT COLE



CLYDE SIMMONS



BRANDON GRAHAM



INTERCEPTIONS CAREER

Rk	Player	INT	Yds	Avg	Lg	TD
1t.	Brian Dawkins (1996-2008)	34	515	15.1	67t	2
	Eric Allen (1988-94)	34	482	14.2	94t	5
	Bill Bradley (1969-76)	34	536	15.8	56t	1
4.	Herman Edwards (1977-85)	33	98	3.0	25	1
5.	Wes Hopkins (1983-93)	30	241	8.0	33	1
6.	Don Burroughs (1960-64)	29	351	12.1	46	0
7.	Troy Vincent (1996-2003)	28	341	12.2	90t	1
8t.	Joe Scarpati (1964-69)	24	402	16.8	67t	3
	Ernie Steele (1942-48)	24	404	16.8	62	0
10t.	Asante Samuel (2008-11)	23	304	13.2	50t	2
	Roynell Young (1980-88)	23	106	4.6	33	0

INTERCEPTION RETURN YARDS CAREER

Rk	Player	Yds
1.	Bill Bradley (1969-76).....	536
2.	Brian Dawkins (1996-2008).....	515
3.	Eric Allen (1988-94).....	482
4.	Lito Sheppard (2002-08).....	460
5.	Ernie Steele (1942-48).....	404

INTERCEPTIONS RETURNED FOR TDs CAREER

Rk	Player	TD
1.	Eric Allen (1988-94).....	5
2.	Malcolm Jenkins (2014-19).....	4
3t.	Sheldon Brown (2002-09).....	3
	Lito Sheppard (2002-08).....	3
	Joe Scarpati (1964-69).....	3

INTERCEPTIONS SEASON

Rk	Player	INT	Yds	Avg	Lg	TD
1.	Bill Bradley (1971)	11	248	22.5	51	0
2t.	Asante Samuel (2009)	9	117	13.0	37	0
	Bill Bradley (1972)	9	73	8.1	21	0
	Don Burroughs (1960)	9	124	13.8	46	0
	Ed "Bibbles" Bawel (1955)	9	168	18.7	42t	2
6t.	Eric Allen (1989)	8	38	4.8	18	0
	Terry Hoage (1988)	8	116	14.5	38	0
	Joe Scarpati (1966)	8	182	22.8	32	0
	Bob Hudson (1954)	8	89	11.1	32	0
	Tom Brookshier (1953)	8	41	5.1	22	0
	Ed "Bibbles" Bawel (1952)	8	121	15.1	35	0

INTERCEPTION RETURN YARDS SEASON

Rk	Player	Yds
1.	Bill Bradley (1971).....	248
2.	Eric Allen (1993).....	201
3.	Joe Scarpati (1966).....	182
4.	Lito Sheppard (2004).....	172
5.	Ed "Bibbles" Bawel (1955).....	168

INTERCEPTIONS RETURNED FOR TDs SEASON

Rk	Player	TD
1.	Eric Allen (1993).....	4
2t.	Malcolm Jenkins (2016).....	2
	Lito Sheppard (2004).....	2
	Seth Joyner (1992).....	2
	Ed "Bibbles" Bawel (1955).....	2

NFL Record



BRIAN DAWKINS



ERIC ALLEN



INTERCEPTIONS GAME

Rk	Player	INT
1.	Russ Craft (9/24/50 at Chi. Cardinals).....	4
2t.	Kurt Coleman (10/16/11 at Washington).....	3
	Joe Scarpati (10/23/66 at Giants).....	3
	Jim Nettles (12/12/65 at Steelers).....	3
	Nate Ramsey (11/28/65 at StL Cardinals).....	3
	Don Burroughs (12/3/61 at Steelers).....	3
	Chuck Weber (9/30/60 at Cowboys).....	3
	Joe Sutton (9/24/50 at Chi. Cardinals).....	3
	Gil Steinke (11/10/46 at Giants).....	3
	Roy Zimmerman (12/9/45 vs. Boston Yanks).....	3
	Roy Zimmerman (12/10/44 vs. Cleveland Rams).....	3

NFL Record

INTERCEPTION YARDS GAME

Rk	Player	Yds
1.	Frank LeMaster (12/21/75 at Washington).....	114
2.	Lito Sheppard (10/8/06 vs. Cowboys).....	102
3.	Lito Sheppard (11/15/04 at Cowboys).....	101
4t.	Malcolm Jenkins (12/6/15 at Patriots).....	99
	Jerry Norton (10/5/57 vs. Giants).....	99

INTERCEPTION RETURNED FOR TD GAME

Rk	Player	TD
1.	Eric Allen (12/26/93 vs. Saints).....	2



BILL BRADLEY

GAMES WITH 3 INTERCEPTIONS

3-INT GAMES, Career

Rk	Player	Games
1t.	Kurt Coleman (2010-13).....	1
	Nate Ramsey (1963-72).....	1
	Joe Scarpati (1964-69).....	1
	Jim Nettles (1965-68).....	1
	Don Burroughs (1960-64).....	1
	Chuck Weber (1959-61).....	1

Includes playoff games

GAMES WITH MULTIPLE INTERCEPTIONS

MULTI-INT GAMES, Career

Rk	Player	Games
1.	Bill Bradley (1969-76).....	7
2t.	Herman Edwards (1977-85).....	5
	Don Burroughs (1960-64).....	5
4t.	Asante Samuel (2008-11).....	4
	Eric Allen (1988-94).....	4
	Wes Hopkins (1983-93).....	4
	Joe Scarpati (1964-69).....	4

Includes playoff games

MULTI-INT GAMES, Season

Rk	Player	Games
1.	Bill Bradley (1971).....	4
2t.	8x, last: Asante Samuel (2010).....	2

Regular season only

CONSECUTIVE MULTI-INT GAMES

Rk	Player	Games
1.	Bill Bradley (1971).....	2

CONSECUTIVE GAMES WITH INT-TD

Rk	Player	Games
1.	Eric Allen (1993).....	2

LONGEST INTERCEPTION RETURNS

Rk	Player	Yds
1.	James Willis intercepted pass 4 yards deep in the end zone and returned it 14 yards before lateraling to Troy Vincent, who ran 90 yards for a TD (11/3/96 at Cowboys - QB Troy Aikman).....	104t
2.	Lito Sheppard (10/8/06 vs. Cowboys - QB Drew Bledsoe).....	102t
3.	Lito Sheppard (11/15/04 at Cowboys - QB Vinny Testaverde).....	101t
4t.	Malcolm Jenkins (12/6/15 at Patriots - QB Tom Brady).....	99t
	Jerry Norton (10/5/57 vs. Giants - QB Charlie Conerly, deflected off goal post).....	99t
6t.	Eric Allen (10/3/93 at Jets - QB Boomer Esiason).....	94t
	Irv Cross (10/25/64 at Steelers - QB Terry Nofsinger).....	94t
8.	Jack Hinkle (10/9/43 vs. Giants - QB Tuffy Leemans).....	91



MULTI-INTERCEPTION GAMES (SINCE 1960)

10/16/22 C.J. Gardner-Johnson vs. Cowboys (W).....	2	10/09/77 Deac Sanders at Giants (W).....	2
09/19/22 Darius Slay (CB) vs. Vikings (W).....	2	12/21/75 Frank LeMaster at Washington (W).....	2
10/10/21 Darius Slay (CB) at Panthers (W).....	2	Artimus Parker at Washington (W).....	2
01/01/17 Jordan Hicks (LB) vs. Cowboys (W).....	2	11/30/75 Bill Bergey vs. 49ers (W).....	2
12/22/16 Malcolm Jenkins vs. Giants (W).....	2	10/05/75 Bill Bradley vs. Washington (W).....	2
09/09/12 Kurt Coleman at Browns (W).....	2	11/05/72 Bill Bradley vs. Rams (T).....	2
Dominique Rodgers-Cromartie at Browns (W).....	2	10/08/72 Bill Bradley at Washington (L).....	2
10/16/11 Kurt Coleman at Washington (W).....	3	12/12/71 Leroy Keyes vs. Rams (W).....	2
11/21/10 Asante Samuel vs. Giants (W).....	2	11/21/71 Bill Bradley at Rams (W).....	2
11/15/10 Dimitri Patterson at Washington (W).....	2	11/07/71 Bill Bradley at Washington (T).....	2
11/07/10 Asante Samuel vs. Colts (W).....	2	10/31/71 Bill Bradley vs. Broncos (W).....	2
11/29/09 Asante Samuel vs. Washington (W).....	2	09/26/71 Bill Bradley vs. Cowboys (L).....	2
10/11/09 Asante Samuel vs. Buccaneers (W).....	2	11/08/70 Adrian Young vs. Dolphins (W).....	2
09/13/09 Sheldon Brown at Panthers (W).....	2	12/21/69 Joe Scarpati at 49ers (L).....	2
10/08/06 Lito Sheppard vs. Cowboys (W).....	2	10/13/69 Nate Ramsey at Colts (L).....	2
10/02/05 Sheldon Brown at Chiefs (W).....	2	11/17/68 Al Nelson at Giants (L).....	2
10/17/04 Lito Sheppard vs. Panthers (W).....	2	10/29/67 Ron Medved vs. Cowboys (W).....	2
12/08/02 Bobby Taylor at Seahawks (W).....	2	10/23/66 Joe Scarpati at Giants (W).....	3
01/12/02 Damon Moore vs. Buccaneers (W).....	2	09/18/66 Joe Scarpati vs. Falcons (W).....	2
12/16/01 Brian Dawkins at Washington (W).....	2	12/12/65 Jim Nettles at Steelers (W).....	3
09/24/00 Troy Vincent at Saints (W).....	2	Joe Scarpati at Steelers (W).....	2
12/19/99 Troy Vincent vs. Patriots (W).....	2	11/28/65 Nate Ramsey at Rams (W).....	3
12/14/96 Michael Zordich at Jets (W).....	2	Al Nelson at Rams (W).....	2
09/22/96 William Thomas at Falcons (W).....	2	12/13/64 Nate Ramsey at Rams (L).....	2
12/17/95 William Thomas vs. Cardinals (W).....	2	12/01/63 Dave Lloyd at Steelers (T).....	2
10/15/95 William Thomas at Giants (W).....	2	10/13/63 Don Burroughs at Washington (W).....	2
12/26/93 Eric Allen vs. Saints (W).....	2	12/09/62 Ben Scotti vs. Steelers (L).....	2
10/17/93 Mark McMillian at Giants (L).....	2	10/06/62 Don Burroughs at Steelers (L).....	2
01/03/93 Eric Allen at Saints (W).....	2	12/03/61 Chuck Bednarik at Steelers (W).....	2
11/08/92 Eric Allen vs. Raiders (W).....	2	Don Burroughs at Steelers (W).....	3
11/17/91 Wes Hopkins vs. Bengals (W).....	2	11/27/60 Don Burroughs vs. Giants (W).....	2
09/15/91 Rich Miano at Cowboys (W).....	2	10/16/60 Gene Johnson vs. Lions (W).....	2
12/23/90 Eric Allen vs. Cowboys (W).....	2	10/09/60 Don Burroughs vs. Rams (W).....	2
12/18/88 Wes Hopkins at Cowboys (W).....	2	09/30/60 Chuck Weber at Cowboys (W).....	3
11/20/88 Terry Hoage at Giants (W).....	2		
09/04/88 Terry Hoage at Buccaneers (W).....	2		
09/20/87 Elbert Foules vs. Saints (W).....	2		
12/21/86 Roynell Young vs. Washington (L).....	2		
09/14/86 Andre Waters at Bears (L).....	2		
10/20/85 Wes Hopkins vs. Cowboys (W).....	2		
12/02/84 Wes Hopkins vs. Cowboys (L).....	2		
12/19/82 Roynell Young vs. Oilers (W).....	2		
12/20/81 Herman Edwards vs. Rams (W).....	2		
09/17/81 Brenard Wilson at Bills (W).....	2		
01/03/81 Herman Edwards vs. Vikings (W).....	2		
Roynell Young vs. Vikings (W).....	2		
09/22/80 Herman Edwards vs. Giants (W).....	2		
11/04/79 Herman Edwards vs. Browns (L).....	2		
10/14/79 Randy Logan at Rams (W).....	2		
12/17/78 Herman Edwards vs. Giants (W).....	2		
09/17/78 Deac Sanders at Saints (W).....	2		
12/04/77 Randy Logan at Cowboys (L).....	2		
11/06/77 Deac Sanders vs. Saints (W).....	2		

* Rookie | *Playoff Game*

HERMAN EDWARDS



GROSS AVERAGE CAREER

Rk	Player	Punts	Yds	Gross	Net	In20	Lg	Blk
1.	Cameron Johnston (2018-20)	203	9,547	47.0	41.8	78	68	0
2.	Donnie Jones (2013-17)	374	16,971	45.4	40.5	138	72	4
3.	Joe Muha (1946-50)	179	7,688	43.0	---	---	82	2
4.	Sav Rocca (2007-10)	299	12,817	42.9	37.6	102	65	1
5.	Sean Landeta (1999-2002, '05)	376	16,092	42.8	35.9	96	64	1

NET AVERAGE CAREER

Rk	Player	Punts	Yds	Gross	Net	In20	Lg	Blk
1.	Cameron Johnston (2018-20)	203	9,547	47.0	41.8	78	68	0
2.	Donnie Jones (2013-17)	374	16,971	45.4	40.5	138	72	4
3.	Sav Rocca (2007-10)	299	12,817	42.9	37.6	102	65	1
4.	Dirk Johnson (2003-06)	268	11,180	41.7	36.0	79	62	0
5.	Sean Landeta (1999-2002, '05)	376	16,092	42.8	35.9	96	64	1

PUNTS CAREER

Rk	Player	Punts
1.	Adrian Burk (1951-56).....	393
2.	Sean Landeta (1999-2002, '05).....	376
3.	Tom Hutton (1995-98).....	349
4.	John Teltschik (1986-89).....	345
5.	Max Runager (1979-83, '89).....	332

PUNTS INSIDE 20 CAREER

Rk	Player	In20
1.	Donnie Jones (2013-17).....	138
2.	Jeff Feagles (1990-93).....	106
3.	Sav Rocca (2007-10).....	102
4.	Sean Landeta (1999-2002, '05).....	96
5.	Dirk Johnson (2003-06).....	79

GROSS AVERAGE SEASON

Rk	Player	Punts	Yds	Gross	Net	In20	Lg	Blk
1.	Cameron Johnston (2018)	61	2,937	48.2	42.7	24	68	0
2.	Joe Muha (1948)	57	2,694	47.3	---	---	82	0
3.	Donnie Jones (2015)	86	4,038	47.0	41.6	29	64	2
4.	Cameron Johnston (2020)	71	3,318	46.7	40.6	26	66	0
5.	Mat McBriar (2012)	55	2,560	46.6	36.5	13	66	1

NET AVERAGE SEASON

Rk	Player	Punts	Yds	Gross	Net	In20	Lg	Blk
1.	Cameron Johnston (2018)	61	2,937	48.2	42.7	24	68	0
2.	Cameron Johnston (2019)	71	3,292	46.4	42.3	28	61	0
3.	Donnie Jones (2015)	86	4,038	47.0	41.6	29	64	2
4.	Donnie Jones (2016)	63	2,888	45.8	40.7	21	72	0
5.	Cameron Johnston (2020)	71	3,318	46.7	40.6	26	66	0

Led NFL Note: Net average and inside-the-20 became official NFL statistics in 1976

PUNTS SEASON

Rk	Player	Punts
1.	John Teltschik (1986).....	108
2.	Sean Landeta (1999).....	107
3.	Tom Hutton (1998).....	104
4.	John Teltschik (1988).....	98
5.	Sean Landeta (2001).....	97

PUNTS INSIDE 20 SEASON

Rk	Player	In20
1.	Donnie Jones (2014).....	34
2.	Donnie Jones (2013).....	33
3.	Jeff Feagles (1993).....	31
4t.	Donnie Jones (2015).....	29
	Jeff Feagles (1991).....	29

LONGEST PUNTS

Rk	Player	Yds
1.	Randall Cunningham (12/3/89 at Giants).....	91
2.	Joe Muha (10/10/48 vs. Giants).....	82
3t.	Randall Cunningham (10/16/94 at Cowboys).....	80
	King Hill (11/11/62 vs. Packers).....	80
5.	Jeff Feagles (9/15/91 at Cowboys).....	77

GROSS AVERAGE GAME

Rk	Player	Gross
1.	Mat McBriar (10/14/12 vs. Lions).....	56.6
2.	Cameron Johnston (9/16/18 at Buccaneers).....	56.0
3.	Chas Henry (9/9/12 at Browns).....	55.0

NET AVERAGE GAME

Rk	Player	Net
1.	Arryn Siposs (11/27/22 vs. Packers).....	52.0
2.	Donnie Jones (11/17/13 vs. Washington).....	50.7
3.	Arryn Siposs (11/3/22 at Houston).....	50.3



KICKOFF RETURN AVERAGE CAREER

Rk	Player	KOR	Yds	Avg	Lg	TD
1.	Josh Huff (2014-16)	42	1,165	27.7	107t	2
2.	Steve Van Buren (1944-51)	76	2,030	26.7	98t	3
3.	Irv Cross (1961-69)	28	745	26.6	74	0
4.	Timmy Brown (1960-67)	169	4,483	26.5	105t	5
5.	Al Nelson (1965-73)	101	2,625	26.0	78	0
6.	Wilbert Montgomery (1977-84)	32	814	25.4	99t	1
7.	Quintin Demps (2008-09)	58	1,469	25.3	100t	1
8.	Brian Mitchell (2000-02)	131	3,311	25.3	94t	2
9.	Allen Rossum (1998-99)	98	2,427	24.8	89t	1
10.	Billy Walik (1970-72)	67	1,640	24.5	82	0

KICKOFF RETURNS CAREER

Rk	Player	KOR
1.	Timmy Brown (1960-67)	169
2.	Brian Mitchell (2000-02)	131
3.	Al Nelson (1965-73)	101
4.	Allen Rossum (1998-99)	98
5.	Larry Marshall (1974-77)	88

KICKOFF RETURN YARDS CAREER

Rk	Player	Yds
1.	Timmy Brown (1960-67)	4,483
2.	Brian Mitchell (2000-02)	3,311
3.	Al Nelson (1965-73)	2,625
4.	Allen Rossum (1998-99)	2,427
5.	Larry Marshall (1974-77)	2,075

KICKOFF RETURN TDs CAREER

Rk	Player	TD
1.	Timmy Brown (1960-67)	5
2t.	Derrick Witherspoon (1995-97)	3
	Steve Van Buren (1944-51)	3
4t.	Josh Huff (2014-16)	2
	Brian Mitchell (2000-02)	2

KICKOFF RETURN AVERAGE SEASON

Rk	Player	KOR	Yds	Avg	Lg	TD
1.	Al Nelson (1972)	25	728	29.1	78	0
2.	Steve Van Buren (1945)	13	373	28.7	98t	1
3.	Timmy Brown (1963)	33	945	28.6	100t	1
4.	Timmy Brown (1966)	20	562	28.1	93t	2
5.	Timmy Brown (1961)	29	811	28.0	105t	1
6.	Timmy Brown (1962)	30	831	27.7	99t	1
7.	Herschel Walker (1994)	21	581	27.7	94t	1
8.	Don Stevens (1952)	16	433	27.1	51	0
9.	Brian Mitchell (2002)	43	1,162	27.0	57	0
10.	Wilbert Montgomery (1977)	23	619	26.9	99t	1

Led NFL Led Conference

KICKOFF RETURNS SEASON

Rk	Player	KOR
1.	Allen Rossum (1999)	54
2.	Derrick Witherspoon (1996)	53
3.	Quintin Demps (2008)	52
4.	Herman Hunter (1985)	48
5t.	Brian Mitchell (2000)	47
	Duce Staley (1997)	47

KICKOFF RETURN YARDS SEASON

Rk	Player	Yds
1.	Allen Rossum (1999)	1,347
2.	Quintin Demps (2008)	1,314
3.	Derrick Witherspoon (1996)	1,271
4.	Brian Mitchell (2002)	1,162
5.	Duce Staley (1997)	1,139

KICKOFF RETURN TDs SEASON

Rk	Player	TD
1.	Derrick Witherspoon (1996)	2
	Timmy Brown (1966)	2

LONGEST KICKOFF RETURNS

Rk	Player	Yds
1.	Josh Huff (11/23/2014 vs. Titans)	107t
2.	Timmy Brown (9/17/1961 vs. Browns)	105t
3.	Russ Craft (10/7/1950 vs. Rams)	103t
4.	Chris Polk (9/21/2014 vs. Washington)	102t
5t.	Quintin Demps (11/23/2008 at Ravens)	100t
	Timmy Brown (9/22/1963 vs. Cardinals)	100t
	Dave Smukler (11/13/1938 at Brooklyn Dodgers)	100t

KICKOFF RETURNS GAME

Rk	Player	KOR
1t.	Quintin Demps (11/9/08 vs. Giants)	8
	Allen Rossum (11/21/99 vs. Colts)	8
	Derrick Witherspoon (11/24/96 at Cardinals)	8

KICKOFF RETURN YARDS GAME

Rk	Player	Yds
1.	Derrick Witherspoon (11/24/96 at Cardinals)	253
2.	Timmy Brown (11/6/66 vs. Cowboys)	247
3.	Allen Rossum (11/14/99 vs. Washington)	222

KICKOFF RETURN TDs GAME

Rk	Player	TD
1.	Timmy Brown (11/6/66 vs. Cowboys)	2

NFL Record



PUNT RETURN AVERAGE CAREER

Rk	Player	PR	FC	Yds	Avg	Lg	TD
1.	Ernie Steele (1942-48)	44	---	737	16.8	80t	1
2.	Steve Van Buren (1944-51)	34	---	473	13.9	55t	2
3.	Pat McHugh (1947-51)	31	---	402	13.0	69t	1
4.	Brian Westbrook (2002-09)	39	21	498	12.8	84t	2
5.	Brian Mitchell (2000-02)	117	66	1,369	11.7	76t	2
6.	Darren Sproles (2014-19)	116	68	1,355	11.7	89t	4
7.	Frank Reagan (1949-51)	27	---	304	11.3	42	1
8.	Bosh Pritchard (1942, '47-51)	91	---	975	10.7	55t	1
9.	Vai Sikahema (1992-93)	73	30	778	10.7	87t	1
10.	Larry Marshall (1974-77)	104	16	1,086	10.4	48	0

PUNT RETURNS CAREER

Rk	Player	PR
1.	Wally Henry (1977-82)	148
2.	DeSean Jackson (2008-13, '19-20)	132
3t.	Brian Mitchell (2000-02)	117
	John Sciarra (1978-83)	117
5.	Darren Sproles (2014-19)	116

PUNT RETURN YARDS CAREER

Rk	Player	Yds
1.	Brian Mitchell (2000-02)	1,369
2.	Darren Sproles (2014-19)	1,355
3.	DeSean Jackson (2008-13, '19-20)	1,296
4.	Wally Henry (1977-82)	1,231
5.	Larry Marshall (1974-77)	1,086

PUNT RETURN TDs CAREER

Rk	Player	TD
1t.	DeSean Jackson (2008-13, '19-20)	4
	Darren Sproles (2014-19)	4
3t.	Brian Westbrook (2002-09)	2
	Brian Mitchell (2000-02)	2
	Steve Van Buren (1944-51)	2

PUNT RETURN AVERAGE SEASON

Rk	Player	PR	FC	Yds	Avg	Lg	TD
1.	Steve Van Buren (1944)	15	---	230	15.3	55	1
2.	Brian Westbrook (2003)	20	16	306	15.3	84t	2
3.	DeSean Jackson (2009)	29	15	441	15.2	85t	2
4.	Alvin Haymond (1968)	15	6	201	13.4	54t	1
5.	Darren Sproles (2016)	17	13	224	13.2	66	0
6.	Darren Sproles (2014)	39	16	506	13.0	82t	2
7.	Reno Mahe (2005)	21	9	269	12.8	44	0
8.	Frank Reagan (1949)	21	---	266	12.7	42	1
9.	Kelvin Martin (1995)	17	10	214	12.6	38	0
10.	Vai Sikahema (1992)	40	10	503	12.6	87t	1

Led NFL Led Conference

PUNT RETURNS SEASON

Rk	Player	PR
1.	Wally Henry (1981)	54
2.	Rod Harris (1991)	53
3.	DeSean Jackson (2008)	50
4t.	Brian Mitchell (2002)	46
	Larry Marshall (1977)	46

PUNT RETURN YARDS SEASON

Rk	Player	Yds
1.	Brian Mitchell (2002)	567
2.	Darren Sproles (2014)	506
3.	Vai Sikahema (1992)	503
4.	Larry Marshall (1977)	489
5.	Brian Mitchell (2001)	467

PUNT RETURN TDs SEASON

Rk	Player	TD
1t.	Darren Sproles (2015)	2
	Darren Sproles (2014)	2
	DeSean Jackson (2009)	2
	Brian Westbrook (2003)	2

LONGEST PUNT RETURNS

Rk	Player	Yds
1.	Damaris Johnson (12/2/2012 at Cowboys)	98t
2.	Darren Sproles (9/27/2015 at Jets)	89t
3.	Vai Sikahema (11/22/1992 at Giants)	87t
4.	DeSean Jackson (9/13/2009 at Panthers)	85t
5.	Brian Westbrook (10/19/2003 at Giants)	84t
6.	Darren Sproles (12/6/2015 at Patriots)	83t
7.	Darren Sproles (9/28/2014 at 49ers)	82t
8t.	Brian Westbrook (12/21/2003 vs. 49ers)	81t
	Tommy McDonald (10/4/1959 vs. Giants)	81t
10.	Ernie Steele (10/25/1942 at Bears) (lateral)	80t

PUNT RETURNS GAME

Rk	Player	PR
1.	Larry Marshall (9/18/77 vs. Buccaneers)	9
2t.	DeSean Jackson (9/7/08 vs. Rams)	8
	Evan Cooper (10/26/86 vs. Chargers)	8
	Vai Sikahema (12/13/92 at Seahawks)	8

PUNT RETURN YARDS GAME

Rk	Player	Yds
1.	Alvin Haymond (10/6/68 at Washington)	140
2.	Darren Sproles (12/6/15 at Patriots)	115
3.	Vai Sikahema (11/22/92 at Giants)	111
4.	Britain Covey (12/4/22 vs. Titans)	105



INTERCEPTIONS RETURNED FOR TOUCHDOWNS (YARDS)

12/24/22..... Josh Sweat at Cowboys (L).....	42	12/03/89..... Clyde Simmons at Giants (W).....	60
09/11/22..... James Bradberry at Lions (W).....	27	09/10/89..... Eric Everett vs. Seahawks (W).....	30
12/26/21..... Alex Singleton vs. Giants (W).....	29	10/27/85..... Wes Hopkins vs. Bills (W).....	24
11/21/21..... Darius Slay vs. Saints (W).....	51	09/29/85..... Herman Edwards vs. Giants (L).....	3
10/04/20..... Alex Singleton at 49ers (W).....	30	12/19/82..... Richard Blackmore vs. Oilers (W).....	20
10/06/19..... Nathan Gerry vs. Jets (W).....	51	12/17/78..... Frank LeMaster vs. Giants (W).....	9
01/21/18..... Patrick Robinson vs. Vikings (W).....	50	10/15/78..... John Sanders vs. Washington (W).....	19
10/29/17..... Jalen Mills vs. 49ers (W).....	37	12/21/75..... Joe Lavender at Washington (W).....	36
12/22/16..... Malcolm Jenkins vs. Giants (W).....	34	Frank LeMaster at Washington (W).....	89
12/11/16..... Leodis McKelvin vs. Washington (L).....	29	09/29/74..... Joe Lavender vs. Baltimore Colts (W).....	37
10/16/16..... Malcolm Jenkins at Washington (L).....	64	12/09/73..... John Outlaw vs. Jets (W).....	45
12/06/15..... Malcolm Jenkins at Patriots (W).....	99	12/19/71..... Al Nelson at Giants (W).....	19
11/08/15..... Jordan Hicks* at Cowboys (W).....	67	10/19/69..... Bill Bradley* at Cowboys (L).....	56
10/19/15..... Nolan Carroll vs. Giants (W).....	17	10/13/69..... Nate Ramsey at Baltimore Colts (L).....	26
11/10/14..... Bradley Fletcher vs. Panthers (W).....	34	09/21/69..... Joe Scarpati vs. Browns (L).....	34
09/28/14..... Malcolm Jenkins at 49ers (L).....	53	12/10/67..... Joe Scarpati at Cowboys (L).....	67
12/22/13..... Brandon Boykin vs. Bears (W).....	54	10/08/67..... Don Hultz at Falcons (W).....	16
11/13/11..... Asante Samuel vs. Cardinals (L).....	20	11/20/66..... Jim Nettles at 49ers (W).....	34
11/15/10..... Dimitri Patterson at Washington (W).....	40	12/12/65..... Maxie Baughan at Steelers (W).....	33
12/06/09..... Sheldon Brown at Falcons (W).....	83	Jim Nettles* at Steelers (W).....	56
10/26/09..... Will Witherspoon at Washington (W).....	9	George Tarasovic at Steelers (W).....	40
01/04/09..... Asante Samuel at Vikings (W).....	44	12/06/64..... Joe Scarpati* vs. Cowboys (W).....	24
12/15/08..... Asante Samuel vs. Browns (W).....	50	10/25/64..... Irv Cross at Steelers (W).....	94
10/12/08..... Juqua Parker at 49ers (W).....	55	11/10/63..... Lee Roy Caffey* at Giants (L).....	87
12/17/06..... Trent Cole at Giants (W).....	19	10/13/57..... Jimmy Harris* at Browns (L).....	65
12/10/06..... Michael Lewis at Washington (W).....	84	10/05/57..... Jerry Norton vs. Giants (L).....	99
11/12/06..... Sheldon Brown vs. Washington (W).....	70	10/14/56..... Eddie Bell at Steelers (W).....	28
10/08/06..... Lito Sheppard vs. Cowboys (W).....	102	11/13/55..... Bibbles Bawel vs. Browns (W).....	40
10/02/05..... Sheldon Brown at Chiefs (W).....	40	10/15/55..... Bibbles Bawel at Steelers (L).....	42
11/15/04..... Lito Sheppard at Cowboys (W).....	101	12/12/54..... Jerry Norton* vs. Giants (W).....	69
10/17/04..... Lito Sheppard vs. Panthers (W).....	64	11/15/53..... Chuck Bednarik vs. Baltimore Colts (W).....	26
10/05/03..... ND Kalu vs. Washington (W).....	15	12/14/52..... Mike Jarmoluk at Washington (L).....	45
01/11/03..... Bobby Taylor vs. Falcons (W).....	39	12/07/52..... Vic Sears vs. Dallas Texans (W).....	9
12/21/02..... Shawn Barber at Cowboys (W).....	80	11/02/52..... Russ Craft at Packers (L).....	32
12/01/02..... Bobby Taylor vs. Rams (W).....	23	10/29/50..... Joe Muha vs. Washington (W).....	19
01/12/02..... Damon Moore vs. Buccaneers (W).....	59	10/22/50..... Norm Willey* at Steelers (W).....	41
11/18/01..... William Hampton at Cowboys (W).....	33	09/24/50..... Frank Reagan at Chicago Cardinals (W) (lateral).....	46
Jeremiah Trotter at Cowboys (W).....	50	12/04/49..... Joe Muha at Giants (W).....	28
11/19/00..... Mike Caldwell vs. Cardinals (W).....	26	11/20/49..... Pat McHugh vs. NY Bulldogs (W).....	21
09/03/00..... Jeremiah Trotter at Cowboys (W).....	27	11/10/46..... Gil Steinke at Giants (L).....	52
01/02/00..... Al Harris vs. Rams (W).....	17	12/03/44..... Vic Lindskog* vs. Brooklyn Tigers (W).....	65
Mike Mamula vs. Rams (W).....	41	11/26/44..... Tom Miller vs. Bears (L).....	35
11/21/99..... Brandon Whiting vs. Colts (L).....	22	11/19/44..... Jack Hinkle at Washington (W).....	50
10/24/99..... Brian Dawkins at Dolphins (L).....	67	11/07/43..... Larry Cabrelli vs. Washington (T).....	24
10/03/99..... Bobby Taylor at Giants (L).....	18	10/31/43..... Ben Kish vs. Chicago Cardinals (W).....	86
12/07/97..... Brian Dawkins vs. Giants (L).....	64	09/16/38..... Jay Arnold at Pittsburgh Pirates (W).....	22
11/03/96..... Troy Vincent at Cowboys (W) (lateral).....	90	10/10/37..... Maurice Harper* at Washington (W).....	20
12/30/95..... William Thomas vs. Lions (W).....	30	11/06/34..... Swede Hanson vs. Cincinnati Reds (W).....	---
Barry Wilburn vs. Lions (W).....	24	11/26/33..... Lee Woodruff vs. Cincinnati Reds (W).....	55
09/10/95..... William Thomas at Cardinals (W).....	37		
12/24/94..... Mike Zordich at Bengals (L).....	18		
10/30/94..... Greg Jackson at Washington (W).....	55		
12/26/93..... Eric Allen vs. Saints (W).....	33		
Eric Allen vs. Saints (W).....	25		
10/03/93..... Eric Allen at Jets (W).....	94		
09/19/93..... Eric Allen vs. Washington (W).....	29		
01/03/93..... Eric Allen at Saints (W).....	18		
12/06/92..... Seth Joyner vs. Vikings (W).....	24		
11/22/92..... Seth Joyner at Giants (W).....	43		
12/22/91..... Otis Smith vs. Washington (W).....	74		
12/23/90..... Eric Allen vs. Cowboys (W).....	35		
11/25/90..... Byron Evans vs. Giants (W).....	23		
11/12/90..... William Frizzell vs. Washington (W).....	30		

* Rookie | Playoff Game



MALCOLM JENKINS



FUMBLE RECOVERY TOUCHDOWNS (YARDS)

11/14/21 Darius Slay at Broncos (W)	83	12/18/66..... Harold Wells at Washington (W).....	60
10/31/21 Darius Slay at Lions (W)	33	10/10/65..... George Tarasovic at Cowboys (W).....	62
11/01/20..... Rodney McLeod vs. Cowboys (W).....	53	11/22/64..... Mike Morgan* vs. St. Louis Cardinals (L).....	0
10/18/20..... J.J. Arcega-Whiteside vs. Ravens (L).....	0	11/27/60..... J.D. Smith vs. Giants (W).....	0
12/15/19..... Nigel Bradham at Washington (W).....	48	11/20/60..... Jimmy Carr at Giants (W).....	38
10/06/19..... Orlando Scandrick vs. Jets (W).....	44	12/13/59..... Don Owens vs. Browns (L).....	3
12/25/17..... Derek Barnett* vs. Raiders (W).....	23	11/22/59..... Jerry Huth vs. Los Angeles Rams (W).....	0
12/10/17 Brandon Graham at Rams (W)	16	10/04/59..... Chuck Weber vs. Giants (W).....	0
11/26/17..... Nelson Agholor vs. Bears (W).....	0	12/12/54..... Norm Willey vs. Giants (W).....	0
11/19/17..... Nigel Bradham at Cowboys (W).....	37	10/25/53..... Tom Scott* at Chicago Cardinals (W).....	0
09/10/17 Fletcher Cox at Washington (W)	20	12/07/52..... Ebert Van Buren vs. Dallas Texans (W).....	0
01/03/16..... Walter Thurmond at Giants (W).....	83	11/16/52..... Pete Pihos vs. Chicago Cardinals (W).....	12
10/05/14..... Cedric Thornton vs. Rams (W).....	0	11/09/52..... Mike Jarmoluk vs. Washington (W).....	16
09/07/14 Fletcher Cox vs. Jaguars (W)	17	11/04/51..... Gerry Cowhig at Steelers (W).....	25
10/27/13..... Najee Goode vs. Giants (L).....	2	10/29/50..... John Green vs. Washington (W).....	2
12/18/11..... Juqua Parker vs. Jets (W).....	47	11/06/49..... Russ Craft vs. Los Angeles Rams (W).....	21
11/07/11..... Brian Rolle vs. Bears (L).....	22	10/31/48..... Bosh Pritchard at Steelers (W).....	18
09/11/11..... Juqua Parker at Rams (W).....	56	10/05/47..... Joe Muha vs. Giants (W).....	2
10/10/10..... Quintin Mikell at 49ers (W).....	52	10/08/44..... Jack Banta vs. Washington (T).....	0
12/13/09..... Sheldon Brown at Giants (W).....	60	10/31/43..... Jack Hinkle vs. Chicago Cardinals (W).....	0
09/13/09..... Victor Abiamiri at Panthers (W).....	2	10/24/43..... Al Wukits* at Giants (L).....	2
12/28/08..... Chris Clemons vs. Cowboys (W).....	73	11/01/42..... Rupert Pate at Washington (L).....	53
..... Joselio Hanson vs. Cowboys (W).....	96	09/20/42..... Vic Sears at Cleveland Rams (L).....	25
09/15/08..... Chris Gocong at Cowboys (L).....	0	09/15/40..... Don Looney* at Packers (L).....	44
12/30/07..... Kevin Curtis vs. Bills (W).....	0	10/15/39..... Theodore Schmitt at Giants (L).....	63
12/23/07..... Kevin Curtis at Saints (W).....	0	09/25/38..... Joe Carter vs. Giants (W).....	92
09/24/06..... Mike Patterson at 49ers (W).....	98 Bob Pylman* vs. Giants (W).....	88
10/09/05..... Sheldon Brown at Cowboys (L).....	80	09/16/38..... Jay Arnold at Pittsburgh Pirates (W).....	18
01/16/05..... <i>Freddie Mitchell vs. Vikings (W)</i>	0	10/31/37..... Joe Pilconis at Pittsburgh Pirates (L).....	22
12/15/02..... Carlos Emmons vs. Washington (W).....	44		
12/09/01..... Brian Dawkins vs. Chargers (W).....	49		
09/30/01..... Damon Moore vs. Cowboys (W).....	10		
09/15/97..... William Thomas at Cowboys (L).....	37		
12/22/96..... Mike Mamula vs. Cardinals (W).....	4		
10/13/96..... William Thomas at Giants (W).....	23		
09/30/96..... Rhett Hall vs. Cowboys (L).....	32		
12/24/95..... Jerome Henderson at Bears (L).....	0		
10/29/95..... Kevin Johnson vs. St. Louis Rams (W).....	37		
10/15/95..... Mike Zordich at Giants (W).....	58		
09/24/95..... Greg Jackson at Raiders (L).....	45		
01/03/94..... Byron Evans at 49ers (W).....	30		
09/13/92..... Reggie White at Phoenix Cardinals (W).....	37		
11/24/91..... Seth Joyner at Phoenix Cardinals (W).....	34		
..... Clyde Simmons at Phoenix Cardinals (W).....	0		
10/06/91..... Seth Joyner at Buccaneers (L).....	0		
11/12/90..... Clyde Simmons vs. Washington (W).....	18		
12/03/89..... Andre Waters at Giants (W).....	3		
11/20/88..... Cris Carter at Giants (W).....	0		
09/20/87..... Seth Joyner vs. Saints (W).....	18		
09/13/87..... Reggie White at Washington (L).....	70		
12/15/85..... Dave Little at Chargers (L).....	0		
12/26/82..... Greg Brown at Cowboys (W).....	0		
10/11/81..... Frank LeMaster at Saints (W).....	47		
09/27/81..... Greg Brown* vs. Washington (W).....	7		
11/16/80..... Jerry Robinson at Washington (W).....	59		
11/19/78..... Herman Edwards at Giants (W).....	26		
12/01/74..... Will Wynn vs. Packers (W).....	87		
10/06/74..... Bill Dunstan at Chargers (W).....	46		
09/23/74..... Joe Lavender vs. Cowboys (W).....	96		
11/04/73..... Will Wynn* vs. Patriots (W).....	24		
11/21/71..... Ben Hawkins at St. Louis Cardinals (W).....	5		
..... Steve Smith at St. Louis Cardinals (W).....	5		
11/15/70..... Steve Preece vs. Falcons (T).....	21		

* Rookie | *Playoff Game*

LONGEST FUMBLE RECOVERY TOUCHDOWN

Rk	Player	Yds
1.	Mike Patterson (9/24/06 at 49ers).....	98t
2t.	Joselio Hanson (12/28/08 vs. Cowboys).....	96t
	Joe Lavender (9/23/74 vs. Cowboys).....	96t
4.	Joe Carter (9/25/38 vs. Giants).....	92t
5.	Boby Pylman (9/25/38 vs. Giants).....	88t
6.	Will Wynn (12/1/74 vs. Packers).....	87t
7t.	Darius Slay (11/14/21 at Broncos).....	83t
	Walter Thurmond (1/3/16 at Giants).....	83t
9.	Sheldon Brown (10/9/05 at Cowboys).....	80t
10.	Chris Clemons (12/28/08 vs. Cowboys).....	73t

FUMBLE RECOVERY TOUCHDOWNS CAREER

Rk	Player	TD
1t.	Fletcher Cox (2012-)	3
	Seth Joyner (1986-93).....	3
2t.	10x, last: Darius Slay (2020-)	2

FUMBLE RECOVERY TOUCHDOWNS SEASON

Rk	Player	TD
1t.	Darius Slay (2021)	2
	Juqua Parker (2011).....	2
	Kevin Curtis (2007).....	2
	Seth Joyner (1991).....	2



KICKOFF RETURN TOUCHDOWNS (YARDS)

10/23/16	Josh Huff vs. Vikings (W)	98
10/16/16	Wendell Smallwood* at Washington (L)	86
11/23/14	Josh Huff* vs. Titans (W)	107
09/21/14	Chris Polk vs. Washington (W)	102
11/23/08	Quintin Demps* at Ravens (L)	100
11/04/01	Brian Mitchell at Cardinals (W)	94
10/01/00	Brian Mitchell vs. Falcons (W)	89
11/14/99	Allen Rossum vs. Washington (W)	89
11/02/97	Willie Clark at Cardinals (L)	39
11/24/96	Derrick Witherspoon at Cardinals (L)	95
09/22/96	Derrick Witherspoon at Falcons (W)	97
12/17/95	Derrick Witherspoon vs. Cardinals (W)	86
12/24/94	Herschel Walker at Bengals (L)	94
11/18/84	Andre Waters* vs. Washington (W)	89
12/02/79	Billy Campfield vs. Lions (W)	92
12/11/77	Wilbert Montgomery* vs. Giants (W)	99
09/22/68	Alvin Haymond vs. Giants (L)	98
11/06/66	Timmy Brown vs. Cowboys (W)	93
	Timmy Brown vs. Cowboys (W)	90
09/22/63	Timmy Brown vs. Cardinals (L)	100
12/02/62	Timmy Brown at Washington (W)	99
09/17/61	Timmy Brown vs. Browns (W)	105
09/24/55	Jerry Norton vs. Giants (W)	96
10/07/50	Russ Craft vs. Rams (W)	103
09/28/47	Steve Van Buren vs. Washington (W)	95
12/02/45	Steve Van Buren at Giants (L)	98
11/12/44	Steve Van Buren* vs. Giants (T)	97
11/01/42	Bosh Pritchard* at Washington (L)	97
11/13/38	Dave Smukler at Brooklyn Dodgers (L)	100

* Rookie | *Playoff Game*

BLOCKED PUNTS RETURNED FOR TDs (YARDS)

12/06/15	Najee Goode at Patriots (W)	24
12/28/14	Trey Burton* at Giants (W)	27
10/05/14	Chris Maragos vs. Rams (W)	10
09/28/14	Brad Smith at 49ers (L)	0
11/22/92	Ken Rose at Giants (W)	3
09/02/84	Rich Kraynak at Giants (L)	8
10/31/71	Bill Hobbs vs. Broncos (W)	0
12/20/70	Mike Dirks vs. Steelers (W)	0
11/12/67	Jim Nettles at Rams (L)	0
12/18/49	Leo Skladany* at Rams (W)	2
11/02/47	Pete Pihos at Washington (W)	26
11/03/46	Augie Lio vs. Giants (W)	0

* Rookie | *Playoff Game*

MISSED FGs RETURNED FOR TDs (YARDS)

09/26/71	Al Nelson vs. Cowboys (L)	101
12/11/66	Al Nelson vs. Browns (W)	100
09/16/62	Timmy Brown vs. Cardinals (L)	99

BLOCKED FGs RETURNED FOR TDs (YARDS)

10/23/05	Matt Ware vs. Chargers (W)	65
11/20/88	Clyde Simmons at Giants (W)	15

PUNT RETURN TOUCHDOWNS (YARDS)

12/06/20	Jalen Reagor at Packers (L)	73
12/06/15	Darren Sproles at Patriots (W)	83
09/27/15	Darren Sproles at Jets (W)	89
11/10/14	Darren Sproles vs. Panthers (W)	65
09/28/14	Darren Sproles at 49ers (L)	82
12/02/12	Damaris Johnson* at Cowboys (L)	98
12/19/10	DeSean Jackson at Giants (W)	65
12/13/09	DeSean Jackson at Giants (W)	72
09/13/09	DeSean Jackson at Panthers (W)	85
10/05/08	DeSean Jackson* vs. Washington (L)	68
12/21/03	Brian Westbrook vs. 49ers (L)	81
10/19/03	Brian Westbrook at Giants (W)	84
11/25/02	Brian Mitchell at 49ers (W)	76
09/24/00	Brian Mitchell at Saints (W)	72
11/22/92	Vai Sikahema at Giants (W)	87
11/30/86	Greg Garrity at Raiders (W)	76
09/03/78	Wally Henry vs. Rams (L)	57
10/06/68	Alvin Haymond at Washington (L)	54
11/06/66	Aaron Martin vs. Cowboys (W)	67
12/19/65	Bob Shann* vs. Lions (L)	63
12/03/61	Timmy Brown at Steelers (W)	66
10/11/59	Art Powell* vs. Steelers (W)	58
10/04/59	Tommy McDonald vs. Giants (W)	81
11/09/52	Don Stevens* vs. Washington (W)	56
10/26/52	Bibbles Bawel* at Giants (W)	52
12/04/49	Frank Reagan at Giants (W)	41
10/30/49	Clyde Scott* at Steelers (W)	70
10/31/48	Bosh Pritchard at Steelers (W)	55
12/21/47	Bosh Pritchard at Steelers (W)	79
11/23/47	Pat McHugh* at Boston Yanks (L)	69
11/02/47	Pete Pihos* at Washington (W)	26
12/08/46	Steve Van Buren at Boston Yanks (W)	50
10/22/44	Steve Van Buren* vs. Boston Yanks (W)	55
10/25/42	Ernie Steele* at Bears (L) (lateral)	80
10/18/36	Stumpy Thomason at Boston (L)	15

* Rookie | *Playoff Game*

DARREN SPROLES



NICK FOLES



RON JAWORSKI

STARTING QUARTERBACK RECORDS (SINCE 1956)

2022.....	Jalen Hurts.....	13-1	1999.....	Doug Pederson.....	2-7	1978.....	Ron Jaworski.....	9-7
	Gardner Minshew.....	0-1		Donovan McNabb.....	2-4	1977.....	Ron Jaworski.....	5-9
2021.....	Jalen Hurts.....	8-7		Koy Detmer.....	1-0	1976.....	Mike Boryla.....	3-7
	Gardner Minshew.....	1-1	1998.....	Bobby Hoying.....	1-6		Roman Gabriel.....	1-3
2020.....	Carson Wentz.....	3-8-1		Koy Detmer.....	1-4	1975.....	Roman Gabriel.....	2-7
	Jalen Hurts.....	1-3		Rodney Peete.....	1-3		Mike Boryla.....	2-3
2019.....	Carson Wentz.....	9-7	1997.....	Ty Detmer.....	2-5	1974.....	Roman Gabriel.....	4-7
2018.....	Carson Wentz.....	5-6		Bobby Hoying.....	2-3-1		Mike Boryla.....	3-0
	Nick Foles.....	4-1		Rodney Peete.....	2-1	1973.....	Roman Gabriel.....	5-8-1
2017.....	Carson Wentz.....	11-2	1996.....	Ty Detmer.....	7-4	1972.....	John Reaves.....	0-7
	Nick Foles.....	2-1		Rodney Peete.....	3-2		Pete Liske.....	2-4-1
2016.....	Carson Wentz.....	7-9	1995.....	Rodney Peete.....	9-3	1971.....	Pete Liske.....	5-5
2015.....	Sam Bradford.....	7-7		Randall Cunningham.....	1-3		Rick Arrington.....	1-2-1
	Mark Sanchez.....	0-2	1994.....	Randall Cunningham.....	7-7	1970.....	Norm Snead.....	3-9-1
2014.....	Nick Foles.....	6-2		Bubby Brister.....	0-2		Rick Arrington.....	0-1
	Mark Sanchez.....	4-4	1993.....	Bubby Brister.....	4-4	1969.....	Norm Snead.....	4-8-1
2013.....	Michael Vick.....	2-4		Randall Cunningham.....	4-0		George Mira.....	0-1
	Nick Foles.....	8-2		Ken O'Brien.....	0-4	1968.....	Norm Snead.....	2-9
2012.....	Michael Vick.....	3-7	1992.....	Randall Cunningham.....	10-5		King Hill.....	0-2
	Nick Foles.....	1-5		Jim McMahon.....	1-0		John Huarte.....	0-1
2011.....	Michael Vick.....	7-6	1991.....	Jim McMahon.....	8-3	1967.....	Norm Snead.....	6-7-1
	Vince Young.....	1-2		Randall Cunningham.....	1-0	1966.....	Norm Snead.....	5-5
2010.....	Michael Vick.....	8-3		Jeff Kemp.....	1-1		King Hill.....	2-0
	Kevin Kolb.....	2-3		Brad Goebel.....	0-2		Jack Concannon.....	2-0
2009.....	Donovan McNabb.....	10-4	1990.....	Randall Cunningham.....	10-6	1965.....	Norm Snead.....	4-5
	Kevin Kolb.....	1-1	1989.....	Randall Cunningham.....	11-5		King Hill.....	1-4
2008.....	Donovan McNabb.....	9-6-1	1988.....	Randall Cunningham.....	10-6	1964.....	Norm Snead.....	4-6
2007.....	Donovan McNabb.....	8-6	1987.....	Randall Cunningham.....	7-5		King Hill.....	1-1
	A.J. Feeley.....	0-2		Scott Tinsley.....	0-3		Jack Concannon.....	1-1
2006.....	Donovan McNabb.....	5-5	1986.....	Ron Jaworski.....	3-6	1963.....	Sonny Jurgensen.....	2-6-1
	Jeff Garcia.....	5-1		Randall Cunningham.....	1-3-1		King Hill.....	0-4-1
2005.....	Donovan McNabb.....	4-5		Matt Cavanaugh.....	1-1	1962.....	Sonny Jurgensen.....	3-9-1
	Mike McMahon.....	2-5	1985.....	Ron Jaworski.....	6-6		King Hill.....	0-1
2004.....	Donovan McNabb.....	13-2		Randall Cunningham.....	1-3	1961.....	Sonny Jurgensen.....	10-4
	Koy Detmer.....	0-1	1984.....	Ron Jaworski.....	5-7-1	1960.....	Norm Van Brocklin.....	10-2
2003.....	Donovan McNabb.....	12-4		Joe Pisarcik.....	1-2	1959.....	Norm Van Brocklin.....	7-5
2002.....	Donovan McNabb.....	7-3	1983.....	Ron Jaworski.....	5-11	1958.....	Norm Van Brocklin.....	2-9-1
	A.J. Feeley.....	4-1	1982.....	Ron Jaworski.....	3-6	1957.....	Bobby Thomason.....	2-5
	Koy Detmer.....	1-0	1981.....	Ron Jaworski.....	10-6		Sonny Jurgensen.....	2-3
2001.....	Donovan McNabb.....	11-5	1980.....	Ron Jaworski.....	12-4	1956.....	Bobby Thomason.....	3-5-1
2000.....	Donovan McNabb.....	11-5	1979.....	Ron Jaworski.....	11-5		Adrian Burk.....	0-3



PASSING

ATTEMPTS

1. Carson Wentz (2016).....	607
2. Nick Foles (2012).....	265
3. John Reaves (1972).....	224
4. Donovan McNabb (1999).....	216
5. Davey O'Brien (1939).....	201
6. Jalen Hurts (2020).....	148
7. Mike Boryla (1974).....	102
8. Foster Watkins (1940).....	85
9. Randall Cunningham (1985).....	81
10t. Rick Arrington (1970).....	73
Red Kirkman (1933).....	73

COMPLETIONS

1. Carson Wentz (2016).....	379
2. Nick Foles (2012).....	161
3. John Reaves (1972).....	108
4. Donovan McNabb (1999).....	106
5. Davey O'Brien (1939).....	99
6. Jalen Hurts (2020).....	77
7. Mike Boryla (1974).....	60
8. Rick Arrington (1970).....	37
9. Randall Cunningham (1985).....	34
10. Sonny Jurgensen (1957).....	33

PASSING YARDS

1. Carson Wentz (2016).....	3,782
2. Nick Foles (2012).....	1,699
3. John Reaves (1972).....	1,508
4. Davey O'Brien (1939).....	1,324
5. Jalen Hurts (2020).....	1,061
6. Donovan McNabb (1999).....	948
7. Mike Boryla (1974).....	580
8. Foster Watkins (1940).....	565
9. Randall Cunningham (1985).....	548
10. Sonny Jurgensen (1957).....	470

TOUCHDOWNS

1. Carson Wentz (2016).....	16
2. Donovan McNabb (1999).....	8
3. John Reaves (1972).....	7
4t. Jalen Hurts (2020).....	6
Nick Foles (2012).....	6
Davey O'Brien (1939).....	6
7t. Mike Boryla (1974).....	5
Sonny Jurgensen (1957).....	5

COMPLETION PERCENTAGE

1. Carson Wentz (2016).....	62.4
2. Nick Foles (2012).....	60.8
3. Mike Boryla (1974).....	58.8
4. Jalen Hurts (2020).....	52.0
5. Davey O'Brien (1939).....	49.3

(min. 75 attempts)

PASSER RATING

1. Carson Wentz (2016).....	79.3
2. Nick Foles (2012).....	79.1
3. Mike Boryla (1974).....	78.9
4. Jalen Hurts (2020).....	77.6
5. Donovan McNabb (1999).....	60.1

(min. 75 attempts)

RUSHING

ATTEMPTS

1. Po James (FB) (1972).....	182
2. Miles Sanders (2019).....	179
3. Keith Byars (FB) (1986).....	177
4. Lee Bouggess (FB) (1970).....	159
5. LeSean McCoy (2009).....	155
6. Billy Barnes (1957).....	143
7. James Joseph (1991).....	135
8. Correll Buckhalter (2001).....	129
9. Clarence Peaks (1957).....	125
10. Mike Hogan (1976).....	123

RUSHING YARDS

1. Miles Sanders (2019).....	818
2. LeSean McCoy (2009).....	637
3. Correll Buckhalter (2001).....	586
4. Keith Byars (FB) (1986).....	577
5. Po James (FB) (1972).....	565
6. Bryce Brown (2012).....	564
7. Mike Hogan (FB) (1976).....	561
8. Billy Barnes (1957).....	529
9. Josh Adams (2018).....	511
10. Clarence Peaks (1957).....	495

TOUCHDOWNS

1t. Kenneth Gainwell (2021).....	5
Don Johnson (1953).....	5
Steve Van Buren (1944).....	5
4t. Corey Clement (2017).....	4
Bryce Brown (2012).....	4
LeSean McCoy (2009).....	4
Ken Keller (1956).....	4
Mel Bleeker (1944).....	4
Jim Castiglia (FB) (1941).....	4

RECEIVING

RECEPTIONS

1. Keith Jackson (TE) (1988).....	81
2. Jordan Matthews (2014).....	67
3. DeVonta Smith (2021).....	64
4. DeSean Jackson (2008).....	62
5. Don Looney (E) (1940).....	58
6. Jeremy Maclin (2009).....	56
7. Charle Young (TE) (1973).....	55
8t. Miles Sanders (RB) (2019).....	50
Lee Bouggess (RB) (1970).....	50
10. Reggie Brown (2005).....	43

RECEIVING YARDS

1. DeVonta Smith (2021).....	916
2. DeSean Jackson (2008).....	912
3. Jordan Matthews (2014).....	872
4. Keith Jackson (TE) (1988).....	869
5. Charle Young (TE) (1973).....	854
6. Jeremy Maclin (2009).....	773
7. Fred Barnett (1990).....	721
8. Don Looney (E) (1940).....	707
9. Calvin Williams (1990).....	602
10. Reggie Brown (2005).....	571

TOUCHDOWNS

1. Calvin Williams (1990).....	9
2t. Jordan Matthews (2014).....	8
Fred Barnett (1990).....	8
Bobby Walston (E) (1951).....	8
5. Pete Pihos (E) (1947).....	7
6t. Keith Jackson (TE) (1988).....	6
Charle Young (TE) (1973).....	6
8t. DeVonta Smith (2021).....	5
Hal Giancanelli (B) (1953).....	5

TOTAL OFFENSE

SCRIMMAGE YARDS

1. Miles Sanders (RB) (2019).....	1,327
2. DeSean Jackson (WR) (2008).....	1,008
3. LeSean McCoy (RB) (2009).....	945
4. DeVonta Smith (WR) (2021).....	916
5. Charle Young (TE) (1973).....	878
6. Jordan Matthews (WR) (2014).....	872
7. Keith Jackson (TE) (1988).....	869
8. Lee Bouggess (RB) (1970).....	802
9. Jeremy Maclin (WR) (2009).....	766
10. Billy Barnes (RB) (1957).....	741

TOUCHDOWNS

1. Calvin Williams (WR) (1990).....	9
2t. Jordan Matthews (WR) (2014).....	8
Fred Barnett (WR) (1990).....	8
Bobby Walston (E) (1951).....	8
Pete Pihos (E) (1947).....	8
Mel Bleeker (RB) (1944).....	8
7t. Charle Young (TE) (1973).....	7
Don Johnson (RB) (1953).....	7
Steve Van Buren (RB) (1944).....	7
10t. Kenneth Gainwell (RB) (2021).....	6
Miles Sanders (RB) (2019).....	6
Corey Clement (RB) (2017).....	6
Keith Jackson (TE) (1988).....	6
Hal Giancanelli (B) (1953).....	6



DEVONTA SMITH



SACKS

SACKS (SINCE 1982)

1.	Corey Simon (DT) (2000).....	9.5
2.	Derrick Burgess (DE) (2001)	6.0
3t.	Fletcher Cox (DT) (2012)	5.5
	Mike Mamula (DE) (1995).....	5.5
5t.	Derek Barnett (DE) (2017)	5.0
	Trent Cole (DE) (2005)	5.0
7.	Jerome Brown (DT) (1987).....	4.0
8.	Mike Patterson (DT) (2005).....	3.5
9.	Brandon Graham (DE) (2010)	3.0

INTERCEPTIONS

INTERCEPTIONS (SINCE 1940)

1t.	Tom Brookshier (DB) (1953).....	8
	Ed "Bibbles" Bawel (B) (1952)	8
3.	Herman Edwards (DB) (1977)	6
4t.	Eric Allen (DB) (1988)	5
	Randy Logan (S) (1973).....	5
	Jerry Norton (DB) (1954)	5
	Steve Van Buren (B) (1944).....	5
8t.	Roynell Young (CB) (1980).....	4
	Brenard Wilson (S) (1979).....	4

KICKING

POINTS

1.	Cody Parkey (2014)	150
2.	Alex Henery (2011)	118
3.	Paul McFadden (1984).....	116
4.	Jake Elliott (2017)	110
5.	Tony Franklin (1979).....	105

FIELD GOALS

1.	Cody Parkey (2014)	32
2.	Paul McFadden (1984).....	30
3.	Jake Elliott (2017)	26
4.	Alex Henery (2011)	24
5.	Tony Franklin (1979).....	23

FIELD GOAL ATTEMPTS

1.	Paul McFadden (1984).....	37
2.	Cody Parkey (2014)	36
3t.	Jake Elliott (2017)	31
	Tony Franklin (1979).....	31
5.	Alex Henery (2011)	27

FIELD GOAL PERCENTAGE

1t.	Cody Parkey (2014)	88.9
	Alex Henery (2011)	88.9
3.	Jake Elliott (2017)	83.7
4.	Paul McFadden (1984).....	81.1
5.	Tony Franklin (1979).....	74.2

(min. 16 FG attempts)

PUNTING

PUNTS

1.	John Teltschik (1986).....	108
2.	Tom Hutton (1995).....	85
3.	Merritt Kersey (1974).....	82
4t.	Max Runager (1979).....	74
	Bill Bradley (1969).....	74

PUNTING YARDS

1.	John Teltschik (1986).....	4,493
2.	Tom Hutton (1995).....	3,682
3.	Sav Rocca (2007).....	3,066
4.	Merritt Kersey (1974).....	2,959
5.	Bill Bradley (1969).....	2,942

GROSS AVERAGE

1.	Tom Hutton (1995).....	43.32]
2.	Chas Henry (2011).....	42.88
3.	Sav Rocca (2007).....	42.00
4.	John Teltschik (1986).....	41.60
5.	Bill Bradley (1969).....	39.76

(min. 2.5 punts/game)

KICKOFF RETURNS

KICKOFF RETURNS

1.	Quintin Demps (2008)	52
2.	Herman Hunter (1985)	48
3.	Duce Staley (1997).....	47
4.	Brandon Boykin (2012).....	45
5.	Allen Rossum (1998)	44
6.	J.R. Reed (2004).....	33
7t.	Jorrick Calvin (2010).....	32
	Billy Walik (1970).....	32
9.	Dion Lewis (2011)	31
10t.	Ted Dean (1960).....	26
	Al Nelson (1965).....	26

KICKOFF RETURN YARDS

1.	Quintin Demps (2008)	1,314
2.	Duce Staley (1997).....	1,139
3.	Allen Rossum (1998).....	1,080
4.	Herman Hunter (1985).....	1,047
5.	Brandon Boykin (2012).....	1,037
6.	Billy Walik (1970).....	805
7.	J.R. Reed (2004).....	761
8.	Jorrick Calvin (2010).....	692
9.	Al Nelson (1965).....	683
10.	Dion Lewis (2011)	669

KICKOFF RETURN AVERAGE (SINCE 1941)

1.	Josh Huff (2014).....	29.6
2.	Tommy McDonald (1957).....	27.6
3.	Israel Lang (1964).....	27.1
4.	Art Powell (1959).....	27.1
5.	Don Stevens (1952).....	27.1
6.	Wilbert Montgomery (1977).....	26.9
7.	Al Nelson (1965).....	26.3
8.	Quintin Demps (2008)	25.3
9.	Billy Walik (1970).....	25.2
10.	Allen Rossum (1998).....	24.6

(min. 10 returns)

PUNT RETURNS

PUNT RETURNS

1.	DeSean Jackson (2008).....	50
2.	Evan Cooper (1984).....	40
3.	Ed "Bibbles" Bawel (1952).....	34
4.	Bill Bradley (1969).....	28
5t.	Damaris Johnson (2012).....	26
	Tommy McDonald (1957).....	26
7.	Allen Rossum (1998)	22
8.	Jerry Norton (1954).....	21
9t.	Bobby Morse (1987).....	20
	Billy Walik (1970).....	20

PUNT RETURN YARDS

1.	DeSean Jackson (2008).....	440
2.	Damaris Johnson (2012).....	291
3.	Ed "Bibbles" Bawel (1952).....	261
4.	Evan Cooper (1984).....	250
5.	Steve Van Buren (1944).....	230
6.	Dexter Wynn (2004)	194
7.	Allen Rossum (1998)	187
8.	Ernie Steele (1942).....	184
9.	Bill Bradley (1969).....	181
10.	Don Stevens (1952)	172

PUNT RETURN AVERAGE (SINCE 1941)

1.	Pat McHugh (1947).....	15.7
2.	Steve Van Buren (1944).....	15.3
3.	Damaris Johnson (2012).....	11.2
4.	Dexter Wynn (2004)	10.8
5.	Don Stevens (1952).....	10.8
6.	Jorrick Calvin (2010).....	10.4
7t.	Ken Keller (1956)	9.7
	Bosh Pritchard (1942).....	9.7
9.	DeSean Jackson (2008).....	8.8
10.	Allen Rossum (1998).....	8.5

(min. 10 returns)



COREY SIMON



PASSING YARDS

Rk	Player	Yds
1.	Nick Foles (12/9/2012 at Buccaneers).....	381
2.	Carson Wentz (11/6/2016 at Giants).....	364
3.	Nick Foles (12/23/2012 vs. Washington).....	345
4.	Jalen Hurts (12/27/2020 at Cowboys).....	342
5.	Jalen Hurts (12/20/2020 at Cardinals).....	338
6.	Carson Wentz (12/11/2016 vs. Washington).....	314
7.	Carson Wentz (12/4/2016 at Bengals).....	308
8.	Carson Wentz (9/25/2016 vs. Steelers).....	301

COMPLETIONS

Rk	Player	Cmp
1.	Carson Wentz (12/4/2016 at Bengals).....	36
2.	Carson Wentz (12/11/2016 vs. Washington).....	32
	Carson Wentz (10/30/2016 at Cowboys).....	32
	Nick Foles (12/23/2012 vs. Washington).....	32
	Nick Foles (12/9/2012 at Buccaneers).....	32

PASSING TOUCHDOWNS

Rk	Player	TD
1.	Jalen Hurts (12/20/2020 at Cardinals).....	3
	Donovan McNabb (1/2/2000 vs. Rams).....	3
	Sonny Jurgensen (11/24/1957 vs. Washington).....	3

RUSHING YARDS

Rk	Player	Yds
1.	Bryce Brown (11/26/12 vs. Panthers).....	178
2.	Bryce Brown (12/2/12 at Cowboys).....	169
3.	Correll Buckhalter (10/7/01 vs. Cardinals).....	134
4.	Steve Van Buren (11/5/44 at Brooklyn Tigers).....	129
5.	Keith Byars (12/7/86 vs. Cardinals).....	127
6.	Miles Sanders (12/15/19 at Washington).....	122
	Charlie Garner (10/9/94 vs. Washington).....	122
8.	Don Johnson (11/29/53 at Giants).....	121
9.	Ryan Moats (12/11/05 vs. Giants).....	114
10.	Charlie Garner (10/2/94 at 49ers).....	111

RECEIVING YARDS

Rk	Player	Yds
1.	Don Looney (12/1/40 at Washington).....	180
2.	Hank Baskett (12/31/06 vs. Falcons).....	177
3.	Jeremy Maclin (1/9/10 at Cowboys) (NFC WC).....	146
4.	Jeremy Maclin (10/11/09 vs. Buccaneers).....	142
	Keith Jackson (12/31/88 at Bears) (NFC D).....	142
6.	Jordan Matthews (11/10/14 vs. Panthers).....	138
7.	Don Looney (9/22/40 at Cleveland Rams).....	129
8.	Clyde Scott (11/13/49 at Washington).....	127
9.	DeVonta Smith (10/3/21 vs. Chiefs).....	122
10.	Herman Hunter (10/13/85 vs. L.A. Rams).....	120
11.	Fred Meyer (11/1/42 at Washington).....	119
12.	Bobby Walston (10/21/51 at Giants).....	118
13.	DeVonta Smith (11/7/21 vs. Chargers).....	116
14.	Don Looney (9/15/40 at Packers).....	115

LONGEST RUSHING TOUCHDOWN

Rk	Player	Yds
1.	Herman Hunter (11/24/1985 at Cowboys).....	74t
2.	John Brewer (10/4/1952 vs. Giants).....	71t
3.	Steve Van Buren (11/5/1944 at Brooklyn Tigers).....	70t
	John Kusko (11/22/1936 vs. Bears).....	70t
5.	LeSean McCoy (11/1/2009 vs. Giants).....	66t
	Don Johnson (11/15/1953 vs. Colts).....	66t
7.	Miles Sanders (10/27/19 at Bills).....	65t
	Bryce Brown (12/26/2012 vs. Panthers).....	65t
9.	Don Johnson (11/29/1953 at Giants).....	63t
10.	Ryan Moats (12/18/2005 at Rams).....	59t

LONGEST RECEIVING TOUCHDOWN

Rk	Player	Yds
1.	Fred Barnett (12/2/1990 at Bills).....	95t
2.	Hank Baskett (12/31/2006 vs. Falcons).....	89t
3.	Hank Baskett (10/8/2006 vs. Cowboys).....	87t
4.	Kenny Jackson (10/21/1984 vs. Giants).....	83t
5.	Charle Young (11/18/1973 at Cowboys).....	80t
6.	Mel Bleeker (10/22/1944 vs. Boston Yanks).....	75t
7.	Glen Young (11/6/1983 vs. Cowboys).....	71t
8.	Clyde Scott (11/13/1949 at Washington).....	70t

LONGEST KICKOFF RETURN

Rk	Player	Yds
1.	Josh Huff (11/23/14 vs. Titans).....	107t
2.	Quintin Demps (11/23/08 at Ravens).....	100t
3.	Wilbert Montgomery (12/11/77 vs. Giants).....	99t
4.	Steve Van Buren (11/12/44 vs. Giants).....	97t
	Bosh Pritchard (11/1/42 at Washington).....	97t
6.	Art Powell (10/4/59 vs. Giants).....	95
7.	Andre Waters (11/18/84 vs. Washington).....	89t
8.	Wendell Smallwood (10/16/16 at Washington).....	86t
9.	Billy Walik (10/25/70 at Packers).....	82
10.	Jim Castiglia (10/19/41 vs. Washington).....	72

LONGEST PUNT RETURN

Rk	Player	Yds
1.	Damaris Johnson (12/2/12 at Cowboys).....	98t
2.	Jalen Reagor (12/6/20 at Packers).....	73t
3.	Clyde Scott (10/30/49 at Steelers).....	70t
4.	Pat McHugh (11/23/47 at Boston Yanks).....	69t
5.	DeSean Jackson (10/5/08 vs. Washington).....	68t
6.	Bob Shann (12/19/65 vs. Lions).....	63t
7.	Ernie Steele (10/11/42 at Giants).....	62
8.	DeSean Jackson (9/7/08 vs. Rams).....	60
9.	Art Powell (10/11/59 vs. Steelers).....	58t
10.	Don Stevens (11/9/52 vs. Washington).....	56t2



SCORING

MOST TOUCHDOWNS

- 5 James Stewart, Jaguars (10/12/97 at Jax.) (all rushing)
- 4 8x, last: Chase Claypool, Steelers (10/11/20 at Pit.)

MOST FIELD GOALS

- 5 7x, last: Josh Brown, Giants (10/27/13 at Phi., 5 att)

LONGEST FIELD GOAL

- 63 Brett Maher, Cowboys (10/20/19 at Dal.)
- 62 Brett Maher, Cowboys (12/9/18 at Dal.)
- 62 Matt Bryant, Buccaneers (10/22/06 at TB)
- 59 Greg Zuerlein, Cowboys (11/1/20 vs. Dal.)
- 58 Joey Slye, Commanders (11/14/22 vs. Was.)
- 56 Justin Tucker, Ravens (9/16/12 at Phi.)

PASSING

MOST ATTEMPTS

- 63 Eli Manning, Giants (12/22/16 at Phi.)
- 58 Ryan Fitzpatrick, Jets (9/27/15 at NYJ)
- 57 Eli Manning, Giants (12/17/17 at NYG)
- 56 Tom Brady, Patriots (12/6/15 at NE)
- 56 Fran Tarkenton, Vikings (12/3/78 at Min.)

MOST COMPLETIONS

- 42 Dak Prescott, Cowboys (12/9/18 at Dal.)
- 38 Eli Manning, Giants (12/22/16 at Phi.)
- 37 Eli Manning, Giants (12/17/17 at NYG)
- 37 Daunte Culpepper, Vikings (9/20/04 at Phi.)
- 36 Philip Rivers, Chargers (9/15/13 at Phi.)

MOST PASSING YARDS

- 455 Dak Prescott (12/9/18 at Dal.)
- 446 Jon Kitna, Lions (9/23/07 at Phi.)
- 434 Eli Manning, Giants (12/17/17 at NYG)
- 429 Eli Manning, Giants (9/28/14 at NYG)
- 428 Joe Montana, 49ers (9/24/89 at Phi.)

MOST TOUCHDOWNS

- 5 12x, last: Dak Prescott, Cowboys (1/8/22 vs. Dal.)

LONGEST PASSING PLAY

- 96 Bill Kilmer to Walter Roberts, Saints (11/19/67 at Phi.)
- 93t Neil Lomax to Ernie Jones, Cardinals (12/10/88 at Pho.)
- 91t Jon Kitna to Roy Williams, Lions (9/23/07 at Phi.)
- 90t Seneca Wallace to Koren Robinson (11/2/08 at Sea.)
- 90t Virgil Carter to Speedy Thomas, Bengals (9/19/71 at Cin.)

RUSHING

MOST ATTEMPTS

- 43 Butch Woolfolk, Giants (11/20/83 at Phi.)

MOST RUSHING YARDS

- 237 Emmitt Smith, Cowboys (10/31/93 at Phi.) 30 att.
- 237 Jim Brown, Browns (11/19/61 at Cle.) 34 att.
- 235 Doug Martin, Buccaneers (11/22/15 vs. TB) 27 att.
- 223 Jim Brown, Browns (11/3/63 at Phi.) 28 att.
- 221 Gerald Riggs, Washington (9/17/89 at Was.) 29 att.

MOST TOUCHDOWNS

- 5 James Stewart, Jaguars (10/12/97 at Jax.)
- 4 3x, last: Joseph Addai, Colts (11/26/06 at Ind.)

LONGEST RUN FROM SCRIMMAGE

- 90t Adrian Peterson, Washington (12/3/18 at Phi.)
- 87t John Henry Johnson, Steelers (12/11/60 at Pit.)
- 85t Reggie Brooks, Washington (9/19/93 at Phi.)
- 84t Herschel Walker, Cowboys (12/14/86 at Dal.)
- 84 Doug Martin, Buccaneers (11/22/15 at Phi.)

RECEIVING

MOST RECEPTIONS

- 15 George Kittle, 49ers (10/4/20 at SF)
- 13 Wes Welker, Patriots (11/25/07 at NE)
- 13 Terrell Owens, 49ers (11/25/02 at SF)

MOST RECEIVING YARDS

- 225 Kenny Britt, Titans (10/24/10 at Ten.) 7 rec.
- 217 Amari Cooper, Cowboys (12/9/18 at Dal.) 10 rec.
- 213 Tony Hill, Cowboys (11/12/79 at Dal.) 7 rec.
- 212 Hugh Taylor, Washington (9/28/47 at Phi.) 8 rec.
- 204 Roy Williams, Lions (9/23/07 at Phi.) 9 rec.

MOST TOUCHDOWNS

- 3 22x, last: Tyreek Hill, Chiefs (10/3/21 vs. KC)

INTERCEPTIONS

MOST INTERCEPTIONS

- 3 14x, last: Lofa Tatupu, Seahawks (12/2/07 at Phi.)

LONGEST INTERCEPTION RETURN

- 107t Ed Reed, Ravens (11/23/08 at Bal.)
- 100t Mike Gaechter, Cowboys (10/14/62 at Dal.)
- 99t Patrick Robinson, Saints (11/5/12 at NO)
- 98 Brandon McDonald (12/15/08 vs. Cle.)
- 97t Darren Sharper, Saints (9/20/09 at Phi.)

MISCELLANEOUS

MOST PUNTS

- 14 Sammy Baugh, Washington (11/5/39 at Was.)

LONGEST PUNT

- 85 Sammy Baugh, Washington (12/1/40 at Was.)

LONGEST KICKOFF RETURN

- 105t Trindon Holliday, Broncos (9/29/13 at Den.)
- 104t Buddy Young, Colts (11/15/53 at Phi.)
- 103t George Hoey, Cardinals (11/21/71 at StL)
- 102t Larry Jones, Washington (11/24/74 at Was.)
- 101t Wallace Francis, Bills (10/7/73 at Buf.)
- 101t Amos March, Cowboys (10/14/62 at Dal.)

LONGEST PUNT RETURN

- 90t Adam Jones, Titans (11/19/06 at Phi.)
- 90t Jacquez Green, Washington (9/16/02 at Was.)
- 88t Andre Coleman, Chargers (9/17/95 at Phi.)
- 88t George Grosvenor, Cardinals (11/8/36 at Chi.)
- 87t Ted Ginn Jr., Dolphins (11/18/07 at Phi.)

LONGEST FUMBLE RETURN

- 93t James Sanders, Cardinals (9/23/12 at Arz.)
- 74t Bull Karcis, Giants (10/16/38 at NYG)
- 69t DeMarcus Ware, Cowboys (10/8/06 at Phi.)
- 65t Willie Teal, Vikings (12/1/85 at Phi.)
- 64t Linval Joseph, Vikings (10/7/18 at Phi.)

LONGEST RETURN WITH INTERCEPTED LATERAL

- 93t Dick Poillon, Washington (11/21/48 at Phi.)

**Best Season, Win Percentage**

1949 Won 11, Lost 1 (.917)

Best Season, Win Total

2022 13 wins, 2 losses

2017 13 wins, 3 losses

2004 13 wins, 3 losses

Worst Season

1936 Won 1, Lost 11 (.083)

Longest Winning Streak

9 (9/24/17 - 11/26/17)

9 (10/19/03 - 12/15/03)

9 (9/30/60 - 12/4/60)

Longest Home Winning Streak

13 (12/14/47 - 12/11/49)

Longest Home Losing Streak

10 (10/14/12 - 10/27/13)

Longest Road Winning Streak

9 (10/19/03 - 10/24/04)

9 (11/12/00 - 12/16/01)

Longest Road Losing Streak

12 (12/14/97 - 10/3/99)

12 (10/15/39 - 12/1/40)

Longest Losing Streak

14 (9/20/36 - 9/21/37)

Consecutive Wins - Start of Season

8 in 2022

Consecutive Wins - End of Season

8 in 1949 (Reg. Season)

Consecutive Losses - Start of Season

11 in 1968

Consecutive Losses - End of Season

11 in 1936

Total Shutouts by Eagles

37 last at Was., 12/30/18

Most Shutouts in a Season

4 in 1934 and 1948

Consecutive Games Scored Points

120 (11/18/62 - 10/3/71)

Consecutive Games Scored TD

92 (10/2/77 - 10/16/83)

Largest Comeback Victory

28-24 vs. Chicago Cardinals at Metropolitan Stadium, October 25, 1959 (came back from 24-0 deficit in 3rd qtr.)

28-24 vs. Washington at Griffith Stadium, October 27, 1946 (came back from 24-0 deficit at halftime)

Largest Comeback vs. Eagles

23-28 vs. Minnesota Vikings at Veterans Stadium, December 1, 1985 (came back from 23-0 deficit in 4th qtr.)

SCORING**MOST POINTS SCORED**

474 (2014, 16 games)

457 (2017, 16 games)

445 (2022, 15 games)

444 (2021, 17 games)

442 (2013, 16 games)

FEWEST SCORED

51 (1936, 12 games)

60 (1935, 11 games)

77 (1933, 9 games)

MOST ALLOWED

444 (2012, 16 games)

430 (2015, 16 games)

418 (2020, 16 games)

409 (1967, 14 games)

400 (2014, 16 games)

FEWEST ALLOWED

85 (1934, 11 games)

131 (1944, 10 games)

133 (1945, 10 games)

TOUCHDOWNS**MOST SCORED**

57 (2022, 15 games)

54 (2014, 16 games)

53 (2017, 16 games)

53 (2013, 16 games)

50 (2021, 17 games)

FEWEST SCORED

6 (1936, 12 games)

MOST ALLOWED

52 (2012, 16 games)

52 (1967, 14 games)

50 (2015, 16 games)

48 (2020, 16 games)

48 (2014, 16 games)

FEWEST ALLOWED

10 (1934, 11 games)

17 (1950, 12 games)

17 (1949, 12 games)

18 (1945, 10 games)

MOST BY RUSHING

31 (2022, 15 games)

26 (1945, 10 games)

25 (2021, 17 games)

25 (1949, 12 games)

23 (2003, 16 games)

MOST BY PASSING

38 (2017, 16 games)

34 (1990, 16 games)

34 (1961, 14 games)

33 (1954, 12 games)

KICKING**MOST FIELD GOALS MADE**

35 (2016, 16 games)

33 (2008, 16 games)

32 (2014, 16 games)

32 (2010, 16 games)

32 (2009, 16 games)

MOST PATS MADE

54 (2014, 16 games)

50 (1948, 12 games)

49 (2022, 15 games)

48 (2006, 16 games)

48 (1980, 16 games)

TOTAL NET YARDS**MOST GAINED**

6,676 (2013, 16 games)

6,386 (2011, 16 games)

6,348 (2014, 16 games)

6,230 (2010, 16 games)

6,119 (2021, 17 games)

PASSING**MOST ATTEMPTS**

623 (2015, 16 games)

621 (2014, 16 games)

620 (2005, 16 games)

618 (2012, 16 games)

613 (2019, 16 games)

MOST COMPLETIONS

422 (2018, 16 games)

405 (2015, 16 games)

391 (2019, 16 games)

384 (2014, 16 games)

380 (2016, 16 games)

MOST YARDS GAINED (GROSS)

4,581 (2014, 16 games)

4,524 (2018, 16 games)

4,406 (2013, 16 games)

4,380 (2009, 16 games)

4,341 (2015, 16 games)

RUSHING**MOST ATTEMPTS**

632 (1949, 12 games)

587 (1978, 16 games)

581 (1950, 12 games)

MOST YARDS GAINED

2,715 (2021, 17 games)

2,607 (1949, 12 games)

2,566 (2013, 16 games)

2,556 (1990, 16 games)

2,509 (1981, 16 games)

FIRST DOWNS**MOST FIRST DOWNS**

356 (2014, 16 games)

356 (2011, 16 games)

355 (2013, 16 games)

352 (2021, 17 games)

351 (2022, 15 games)

MOST BY RUSHING

163 (2021, 17 games)

157 (1981, 16 games)

148 (2022, 14 games)

143 (1978, 16 games)

143 (1949, 12 games)

MOST BY PASSING

221 (2018, 16 games)

218 (2014, 16 games)

215 (2019, 16 games)

204 (2008, 16 games)

203 (1997, 16 games)

MOST BY PENALTY

45 (2020, 16 games)

41 (2003, 16 games)

37 (2017, 16 games)

36 (2015, 16 games)

35 (2019, 16 games)

SACKS**MOST SACKS MADE**

62 (1989, 16 games)

60 (2022, 15 games)

60 (1984, 16 games)

57 (1987, 15 games)

56 (2002, 16 games)

55 (1992, 16 games)

55 (1991, 16 games)

MOST SACKS ALLOWED

104 (1986, 16 games)

72 (1987, 15 games)

65 (2020, 16 games)

64 (1997, 16 games)

64 (1992, 16 games)

FEWEST SACKS ALLOWED

22 (1981, 16 games)

23 (2008, 16 games)

23 (1970, 14 games)

26 (1971, 14 games)

26 (1968, 14 games)

INTERCEPTIONS**MOST THROWN**

36 (1936, 12 games)

34 (1933, 9 games)

31 (1963, 14 games)

31 (1962, 14 games)

31 (1953, 12 games)

MOST INTERCEPTED

33 (1944, 10 games)

32 (1988, 16 games)

31 (1950, 12 games)

30 (1960, 12 games)

30 (1989, 16 games)

FUMBLES**OPP. FUMBLES RECOVERED**

27 (1987, 15 games)

26 (1989, 16 games)

25 (1971, 14 games)

22 (1991, 16 games)

22 (2002, 16 games)

22 (1954, 12 games)

PENALTIES**MOST PENALTIES**

138 (1994, 16 games)

134 (2005, 16 games)

129 (2010, 16 games)

124 (2004, 16 games)

120 (1990, 16 games)

MOST YARDS PENALIZED

1,130 (2005, 16 games)

1,107 (1994, 16 games)

1,101 (2010, 16 games)

995 (2014, 16 games)

983 (2006, 16 games)



SCORING

MOST SCORED

64	vs. Cincinnati Reds, 11/6/34
59	at Washington, 11/15/10
56	vs. Detroit Lions, 9/23/07
56	at Chicago Cardinals, 10/25/53
56	vs. Los Angeles Rams, 10/7/50

MOST ALLOWED

62	at Giants, 11/26/72
56	at Cowboys, 10/9/66
56	at Giants, 10/15/33

MOST, BOTH TEAMS

87	Eagles 59, Washington 28, (at Was.) 11/15/10
87	Eagles 45, Washington 42, (at Phil.) 9/28/47
86	Eagles, 44, Bengals 42, (at Phil.) 11/30/97

FEWEST, BOTH TEAMS

0	Eagles 0, Brooklyn Dodgers 0, (at Phil.), 10/1/39
---	---

MOST, BOTH TEAMS — ONE QUARTER

47	Eagles 20, Cardinals 27, (at StL), 12/13/64
----	---

MOST SCORED IN 1ST QUARTER

28	at Washington, 11/15/10
27	at Steelers, 12/12/65
26	vs. Cincinnati Reds, 11/6/34
24	at Falcons, 10/8/67

MOST ALLOWED IN 1ST QUARTER

28	at Broncos, 10/4/98
28	at Cowboys, 10/19/69
24	at Bills, 12/2/90
21	8x, last: at Broncos, 9/29/13

MOST SCORED BOTH TEAMS IN 1ST QUARTER

35	at Saints, 12/23/07, (E-21, NO-14)
35	at Cowboys, 10/19/69, (E-7, C-28)
28	4x, last: at Washington, 11/15/10 (E-28, R-0)

MOST SCORED IN 2ND QUARTER

31	vs. Lions, 12/30/95
28	vs. Panthers, 9/13/09
28	vs. Packers, 12/5/04
28	at Cowboys, 11/15/04
28	vs. Saints, 11/19/67

MOST ALLOWED IN 2ND QUARTER

28	vs. Bears, 10/4/87
28	vs. St. Louis Cardinals, 10/18/70
28	vs. Packers, 11/11/62
28	at Bears, 10/17/43

MOST SCORED BOTH TEAMS IN 2ND QUARTER

47	at St. Louis Cardinals, 12/13/64, (E-20, C-27)
42	at Cowboys, 11/15/04, (E-28, D-14)
42	at Washington, 11/27/83, (E-21, W-21)
38	at St. Louis Cardinals, 12/16/62, (E-21, C-17)

MOST SCORED IN 1ST HALF

45	at Washington, 11/15/10
42	vs. Lions, 9/23/07
38	vs. Lions, 12/30/95
35	3x, last: vs. Packers, 12/5/04

MOST ALLOWED IN 1ST HALF

42	at Cowboys, 10/19/69
38	at Giants, 11/26/72
35	6x, last: at Giants, 12/30/12

MOST SCORED BOTH TEAMS IN 1ST HALF

63	vs. Lions, 9/23/07, (E-42, D-21)
59	at Washington, 11/15/10, (E-45, R-14)
59	at St. Louis Cardinals, 12/16/62, (E-28, C-31)
57	at St. Louis Cardinals, 12/13/64, (E-27, C-30)
54	at Cowboys, 9/15/08, (E-30, D-24)

MOST SCORED IN 3RD QUARTER

21	at Lions, 10/31/21
21	vs. Steelers, 9/25/16
21	at Raiders, 11/3/13
21	at Falcons, 9/18/11
21	vs. Washington, 11/12/90
21	vs. Patriots, 11/4/73
21	at Washington, 12/3/67
21	vs. Chi. Cardinals (at Minneapolis), 10/25/59
21	vs. NY Giants, 10/4/59
21	vs. Washington, 11/28/54
21	vs. NY Bulldogs, 11/20/49

MOST ALLOWED IN 3RD QUARTER

28	vs. Washington, 10/1/55
23	at Giants, 10/21/51

MOST SCORED BOTH TEAMS IN 3RD QUARTER

42	vs. Washington, 10/1/55, (E-14, R-28)
35	at Washington, 12/3/67, (E-21, R-14)
34	at Washington, 11/1/42, (E-14, R-20)

MOST SCORED IN 4TH QUARTER

28	at NY Giants, 12/19/10
28	vs. Lions, 12/8/13
26	at Saints, 1/3/93
24	vs. Baltimore Colts, 11/15/53
23	at 49ers, 10/12/08

MOST ALLOWED IN 4TH QUARTER

28	vs. 49ers, 9/24/89
28	vs. Vikings, 12/1/85
28	vs. Chicago Cardinals, 12/7/47
28	vs. Bears, 11/30/41

MOST SCORED BOTH TEAMS IN 4TH QUARTER

42	vs. Chicago Cardinals, 12/7/47, (E-14, C-28)
38	vs. 49ers, 9/24/89, (E-10, S-28)
37	vs. NY Giants, 9/27/17, (E-13, G-24)
37	at Arizona Cardinals, 11/24/96, (E-17, A-20)

MOST SCORED IN 2ND HALF

35	at NY Giants, 12/19/10
35	at St. Louis Cardinals, 11/8/81
34	vs. Jaguars, 9/7/14
34	vs. Lions, 12/8/13
32	3x, last: vs. Falcons, 10/1/00

MOST ALLOWED IN 2ND HALF

49	vs. Bears, 11/30/41
42	vs. Chicago Cardinals, 12/7/47
34	at Oakland Raiders, 10/17/71
31	7x, last: at Broncos 9/29/13

MOST SCORED BOTH TEAMS IN 2ND HALF

56	vs. Chicago Cardinals, 12/7/1947, (E-14, C-42)
52	at Vikings, 12/15/2013, (E-21, V-31)
52	vs. Washington, 10/1/1955, (E-21, R-31)
50	vs. Lions, 12/30/1995, (E-20, D-30)
49	vs. Bears, 11/30/1941, (E-0, B-49)
49	vs. Washington, 9/28/47, (E-21, R-28)

**MOST DECISIVE VICTORY**

- 64 Eagles 64, Cincinnati Reds 0, 11/6/34
45 3x, last: vs. Boston Yanks (E-45, Y-0), 11/14/48

MOST DECISIVE LOSS

- 56 Giants 56, Eagles 0, 10/15/33
52 Giants 62, Eagles 10, 11/26/72

TOUCHDOWNS**MOST SCORED**

- 10 vs. Cincinnati Reds, 11/6/34
8 at Washington, 11/15/10
8 vs. Lions, 9/23/07
8 at Cardinals, 10/25/53
8 vs. Rams, 10/7/50

MOST ALLOWED

- 8 3x, last: at Giants, 11/26/72

MOST SCORED BY RUSHING

- 5 at Cowboys, 10/22/61
5 vs. Washington, 10/23/49
5 at Washington, 10/17/48
5 vs. Boston Yanks, 12/9/45

MOST ALLOWED BY RUSHING

- 6 vs. Packers, 11/11/62

MOST BY PASSING

- 7 at Raiders, 11/3/13
7 at Washington, 10/17/54

MOST ALLOWED BY PASSING

- 5 14x, last: vs. Cowboys, 1/8/22

KICKING**MOST FIELD GOALS MADE**

- 6 at Oilers, 11/12/72
5 5x, last: vs. Titans, 11/23/14

MOST FIELD GOALS ALLOWED

- 5 7x, last: vs. Giants, 10/27/13

TOTAL YARDS**MOST YARDS GAINED**

- 592 at Washington, 11/15/10 (332 passing, 260 rushing)
583 vs. 49ers, 9/18/05 (443 passing, 140 rushing)
582 at Browns, 11/7/65 (352 passing, 230 rushing)
575 vs. Washington, 11/21/48 (199 passing, 376 rushing)
574 vs. Colts, 11/15/81 (339 passing, 235 rushing)

FEWEST YARDS GAINED

- 23 at Lions, 9/20/35
54 vs. Packers, 11/11/62

MOST YARDS ALLOWED

- 652 at Cowboys, 10/9/66 (440 passing, 212 rushing)

FEWEST YARDS ALLOWED

- 29 vs. Brooklyn Dodgers, 12/3/44

PASSING**MOST ATTEMPTS**

- 62 at Cardinals, 10/26/14
62 at Bears, 10/2/89
61 vs. Titans, 11/19/06
60 at Bengals, 12/4/16
60 at Washington, 12/1/40

FEWEST ATTEMPTS

- 3 vs. Steelers, 12/1/46

MOST ATTEMPTS ALLOWED

- 63 vs. Giants, 12/22/16
63 at 49ers, 11/25/02
58 at Jets, 9/27/15
57 at Giants, 12/17/17
57 at Patriots, 12/6/15

FEWEST ATTEMPTS ALLOWED

- 0 at Browns, 12/3/50
1 at NY Bulldogs, 9/22/49; at Cardinals, 11/8/36

MOST COMPLETIONS

- 37 vs. Washington, 12/26/15
37 at Washington, 12/20/14
36 at Bengals, 12/4/16
36 at Falcons, 9/14/15
36 at Cardinals, 10/26/14

FEWEST COMPLETIONS

- 0 at Boston, 10/18/36

MOST COMPLETIONS ALLOWED

- 42 at Cowboys, 12/9/18
38 vs. Giants, 12/22/16
37 at Giants, 12/17/17
37 vs. Vikings, 9/20/04
36 at 49ers, 11/25/02

FEWEST COMPLETIONS ALLOWED

- 0 at Browns, 12/3/50
0 vs. NY Bulldogs, 9/22/49
0 at Chicago Cardinals, 11/8/36
0 vs. Brooklyn Dodgers, 11/29/36
0 vs. Cincinnati Reds, 11/6/34

MOST YARDS GAINED (GROSS)

- 516 vs. Packers (11/27/22)
496 vs. Vikings (9/19/22)
486 vs. Giants (11/8/53)
471 vs. Texans (12/23/18)
470 at Giants (12/11/22)

FEWEST YARDS GAINED (GROSS)

- 0 at Boston, 10/18/36

MOST YARDS ALLOWED (GROSS)

- 462 at Cowboys (12/24/22)
455 at Cowboys (12/9/18)
447 at Cowboys (10/9/66)
446 vs. Lions (9/23/07)

FEWEST YARDS ALLOWED (GROSS)

- 0 4x, last: at Browns, 12/3/50

RUSHING**MOST ATTEMPTS**

- 64 at Washington, 12/2/51
64 at Baltimore Colts, 10/15/50
64 vs. Los Angeles Rams, 11/6/49
64 at Washington, 11/28/43

MOST ATTEMPTS ALLOWED

- 67 at Lions, 9/20/35

MOST YARDS GAINED

- 376 vs. Washington, 11/21/48

FEWEST YARDS GAINED

- 36 at Bears, 11/19/39
-23 vs. Lions, 11/17/40

MOST YARDS ALLOWED

- 370 at Lions, 9/20/35

**FEWEST YARDS ALLOWED**

-33	vs. Brooklyn Dodgers, 10/2/43
-26	at Boston Yanks, 12/8/46
6	vs. Chicago Bears, 11/26/17
10	vs. Boston Yanks, 10/22/44
13	vs. Brooklyn Tigers, 12/3/44

FIRST DOWNS**MOST FIRST DOWNS**

34	vs. Saints 10/11/15
34	vs. Colts, 11/15/81
33	vs. Vikings, 11/11/01
32	vs. Cardinals, 11/27/08; at Washington, 9/17/89; at Chicago Cardinals, 10/25/53; and at Washington, 12/2/51

MOST FIRST DOWNS ALLOWED

37	vs. Packers, 11/11/62
----	-----------------------

FEWEST FIRST DOWNS ALLOWED

1	at NY Bulldogs, 9/22/49; vs. Brooklyn Dodgers, 10/1/39; at Browns, 12/3/50
2	vs. Brooklyn Dodgers, 11/11/34

MOST BY PASSING

24	at Washington, 9/17/89
22	at Washington, 12/20/14
22	at Chargers, 11/15/09
22	at Chiefs, 10/2/05

MOST ALLOWED BY PASSING

23	at Cowboys, 12/9/18
22	vs. Chargers, 9/15/13
22	at Cardinals, 12/13/64

FEWEST ALLOWED BY PASSING

0	8x, last: at Browns, 12/3/50
---	------------------------------

MOST BY RUSHING

25	at Washington, 12/2/51
----	------------------------

MOST ALLOWED BY RUSHING

21	vs. Packers, 11/11/62 and vs. Browns, 12/13/59
----	--

FEWEST ALLOWED BY RUSHING

0	8x, last: vs. Washington, 9/8/19
---	----------------------------------

MOST BY PENALTY

8	at Bears, 11/3/02
8	vs. Lions, 12/2/79

MOST ALLOWED BY PENALTY

8	at Packers 9/26/19
---	--------------------

PENALTIES**MOST PENALTIES**

19	vs. Oilers, 10/2/88
16	at Seahawks, 12/13/92
16	at Giants, 12/3/89

FEWEST PENALTIES

0	Many times, last: vs. Cowboys, 11/11/18
---	---

MOST PENALTIES BY OPPONENT

22	vs. Bears, 11/26/44
----	---------------------

FEWEST PENALTIES BY OPPONENT

0	Many times, last: at Jets, 10/14/07
---	-------------------------------------

MOST YARDS PENALIZED

191	at Seahawks, 12/13/92
171	vs. Saints, 11/23/03

FEWEST YARDS PENALIZED

0	Many times, last: vs. Cowboys, 11/11/18
---	---

MOST YARDS OPPONENT PENALIZED

170	vs. Bears, 11/26/44
-----	---------------------

FEWEST YARDS OPPONENT PENALIZED

0	Many times, last: at Jets, 10/14/07
---	-------------------------------------

MOST PENALTIES, BOTH TEAMS

31	Eagles 19, Houston Oilers 12 (at Phil.), 10/2/88
28	Eagles 13, St. Louis Rams 15 (at StL), 12/18/05

FEWEST PENALTIES, BOTH TEAMS

1	Eagles 1, Brooklyn Dodgers 0 (at Phil.), 10/1/39
1	Eagles 1, Chicago Cardinals 0 (at Chi.), 11/10/35
1	Eagles 1, Brooklyn Dodgers 0 (at Phil.), 11/11/34

MOST YARDS PENALIZED, BOTH TEAMS

272	Eagles 171, Saints 101 (at Phil.), 11/23/03
262	Eagles 157, Chicago Cardinals 105 (at Chi.), 11/30/52

FEWEST YARDS PENALIZED, BOTH TEAMS

5	Eagles 5, Pittsburgh Steelers 0 (at Phil.), 10/24/65
5	Eagles 5, Brooklyn Dodgers 0 (at Phil.), 10/1/39
5	Eagles 5, Chicago Cardinals 0 (at Chi.), 11/10/35
5	Eagles 5, Brooklyn Dodgers 0 (at Phil.), 11/11/34

FUMBLES**MOST COMMITTED**

10	vs. Giants, 10/9/43
----	---------------------

MOST LOST

6	at Washington, 11/6/55
6	at Boston Yanks, 12/8/46
6	vs. Steelers, 10/7/34

MOST COMMITTED BY OPPONENT

8	vs. Packers, 12/1/74
7	6x, last: at Giants, 12/28/02

MOST FUMBLES LOST BY OPPONENT

6	at Giants, 11/17/68
6	vs. NY Bulldogs, 11/20/49
5	6x, last: last at Oilers, 12/2/91

INTERCEPTIONS**MOST THROWN**

7	vs. Cowboys, 9/26/71
7	at Boston, 11/3/35
6	6x, last: vs. Cardinals, 10/21/56

MOST INTERCEPTED

9	at Steelers, 12/12/65
8	at Cardinals, 9/24/50
7	at Washington, 12/21/75

TOTAL TURNOVERS**MOST COMMITTED**

9	at Bears, 10/12/47
---	--------------------

MOST FORCED BY DEFENSE

12	at Steelers, 12/12/65 (9 INTs, 3 fumble rec.)
12	at Cardinals, 9/24/50 (8 INTs, 4 fumble rec.)

PUNTS**MOST PUNTS**

15	at Giants, 12/6/87
12	vs. Giants, 12/12/54. at Packers, 11/2/52
	vs. Washington, 10/4/42

FEWEST PUNTS

0	6x, last: at Cowboys, 12/24/22
---	--------------------------------

**KICKOFF RETURNS****MOST KICKOFF RETURNS**

9 at Giants, 11/26/72
 9 at Giants, 11/10/46

MOST KICKOFF RETURNS ALLOWED

9 6x, last: vs. Cardinals, 11/27/08

MOST YARDS KICKOFF RETURNS

261 vs. Cowboys, 11/6/66
 253 at Cardinals, 11/24/96
 235 vs. Cardinals, 9/19/65

MOST YARDS KICKOFF RETURNS BY OPPONENT

256 at Browns, 11/7/65

PUNT RETURNS**MOST PUNT RETURNS**

12 at Browns, 12/3/50

MOST PUNT RETURNS BY OPPONENT

9 5x, last: at Cardinals, 12/24/05

MOST YARDS PUNT RETURNS

148 at Boston Yanks, 12/8/46

MOST YARDS PUNT RETURNS ALLOWED

147 vs. Cardinals, 10/2/66

SACKS**MOST SACKS RECORDED**

11 at Cowboys, 9/15/91
 10 vs. Jets, 10/6/19
 10 vs. Lions, 9/23/07
 9 at Commanders, 9/25/22
 9 vs. Panthers, 11/10/14
 9 at Dolphins, 12/11/11
 9 vs. Steelers, 9/21/08
 9 at Falcons, 12/16/84

MOST SACKS ALLOWED

12 at Giants, 9/30/07
 11 vs. Bears, 10/4/87
 11 at Raiders, 11/30/86
 11 vs. Lions, 11/16/86
 11 at Cardinals, 12/18/83

**EAGLES HIGHS**

64	vs. Cin.	11/6/34
10	vs. Cin.	11/6/34
5	(4x) last at Dal.	10/22/61
7	(2x) last at Oak.	11/3/13
7	(2x) last at Hou.	11/12/72
6	at Hou.	11/12/72
34	(2x) last vs. NO	10/11/15
25	at Was.	12/2/51
24	at Was.	9/17/89
592	at Was.	11/15/10
64	(4x) last at Was.	12/2/51
376	vs. Was.	11/21/48
462	vs. Hou.	12/23/18
12	at NYG	9/30/07
486	vs. NYG	11/8/53
62	(2x) last at Ari.	10/26/14
37	(2x) last vs. Was.	12/26/15
7	(2x) last vs. Dal.	9/26/71
9	at Chi.	10/12/47
10	vs. NYG	10/9/43
6	(3x) last at Was.	11/6/55
15	at NYG	12/6/87
60.5	vs. LAR	9/20/20
19	vs. Hou.	10/2/88
191	at Sea.	12/13/92

OPPONENTS HIGHS

62	at NYG	11/26/72
8	(3x) last at NYG	11/26/72
6	vs. GB	11/11/62
5	(14x) last vs. Dal.	1/8/22
7	at NO	11/30/69
5	(7x) last vs. NYG	10/27/13
37	vs. GB	11/11/62
21	(2x) last vs. GB	11/11/62
23	at Dal.	12/9/18
652	at Dal.	10/9/66
67	at Det.	9/20/35
370	at Det.	9/20/35
440	at Dal.	10/9/66
11	at Dal.	9/15/91
455	at Dal.	12/9/18
63	(2x) last vs. NYG	12/22/16
42	at Dal.	12/9/18
9	at Pit.	12/12/65
12	(2x) last at Pit.	12/12/65
8	vs. GB	12/1/74
6	(2x) last at NYG	11/17/68
15	at Was.	11/5/39
69.0	at Was.	12/27/03
22	vs. Chi.	11/26/44
170	vs. Chi.	11/26/44

CATEGORY

POINTS
TOUCHDOWNS
RUSHING TDS
PASSING TDS
FIELD GOALS ATTEMPTED
FIELD GOALS MADE
TOTAL FIRST DOWNS
RUSHING FIRST DOWNS
PASSING FIRST DOWNS
TOTAL NET YARDS
RUSHING ATTEMPTS
NET YARDS RUSHING
NET YARDS PASSING
QB SACKS ALLOWED
GROSS YARDS PASSING
PASS ATTEMPTS
PASS COMPLETIONS
INTERCEPTIONS THROWN
TOTAL TURNOVERS
FUMBLES BY
FUMBLES LOST
PUNTS
PUNTING AVERAGE
PENALTIES
YARDS PENALIZED

CATEGORY

POINTS
TOUCHDOWNS
RUSHING TDS
PASSING TDS
FIELD GOALS ATTEMPTED
FIELD GOALS MADE
TOTAL FIRST DOWNS
RUSHING FIRST DOWNS
PASSING FIRST DOWNS
TOTAL NET YARDS
RUSHING ATTEMPTS
NET YARDS RUSHING
NET YARDS PASSING
QB SACKS ALLOWED
GROSS YARDS PASSING
PASS ATTEMPTS
PASS COMPLETIONS
INTERCEPTIONS THROWN
TOTAL TURNOVERS
FUMBLES BY
FUMBLES LOST
PUNTS
PUNTING AVERAGE
PENALTIES
YARDS PENALIZED

EAGLES LOWS

0	vs. Dal.	12/31/17
0	vs. Dal.	12/31/17
0	at Was.	9/25/22
0	at Chi.	12/18/22
0	vs. Ten.	12/4/22
0	vs. Ten.	12/4/22
2	(5x) last vs. Was.	10/24/37
0	(7x) last at Dal.	10/9/05
0	(2x) last vs. NYG	10/5/57
23	at Det.	9/20/35
9	(4x) last at Dal.	10/9/05
-36	at Chi.	11/19/39
-13	vs. NYG	12/11/77
0	at Dal.	12/24/22
0	at Boston	10/18/36
3	vs. Pit.	12/1/46
0	at Boston	10/18/36
0	at NYG	12/11/22
0	at NYG	12/11/22
0	at NYG	12/11/22
0	at Dal.	12/24/22
0.0	at Dal.	12/24/22
0	(17x) last vs. Dal.	11/11/18
0	(17x) last vs. Dal.	11/11/18

OPPONENTS LOWS

0	at Was.	12/30/18
0	at Atl.	9/12/21
0	vs. Ten.	12/4/22
0	at Ind.	11/20/22
0	at Chi.	12/18/22
0	at Chi.	12/18/22
1	(3x) last at Cle.	12/3/50
0	(8x) last vs. Was.	9/8/19
0	(8x) last at Cle.	12/3/50
29	vs. Brooklyn	12/3/44
10	(2x) last vs. Ari.	11/27/08
-33	vs. Brooklyn	10/2/43
0	at Cle.	12/3/50
0	vs. Dal.	10/16/22
0	(4x) last at Cle.	12/3/50
0	at Cle.	12/3/50
0	(5x) last at Cle.	12/3/50
0	at Chi.	12/18/22
0	vs. Ten.	12/4/22
0	vs. Ten.	12/4/22
0	at Dal.	12/24/22
0	vs. LAC	11/7/21
0.0	vs. LAC	11/7/21
0	(11x) last at NYJ	10/14/07
0	(11x) last at NYJ	10/14/07



GAMES PLAYED

Rk	Player	Games (Starts)
1.	David Akers (K) (1999-2010).....	19 (0)
2.	Brian Dawkins (S) (1996-2008).....	18 (18)
3t.	Jon Runyan (T) (2000-08).....	17 (17)
	Tra Thomas (T) (1998-2008).....	17 (17)
5.	Donovan McNabb (QB) (1999-2009).....	16 (16)
6t.	Koy Detmer (QB) (1998-2006).....	13 (0)
	Sheldon Brown (CB) (2002-09).....	13 (10)
8t.	Quintin Mikell (S) (2003-10).....	12 (5)
	Mike Bartrum (LS/TE) (2000-06).....	12 (0)
	Todd Pinkston (WR) (2000-04).....	12 (10)
	Corey Simon (DT) (2000-04).....	12 (12)
	Bobby Taylor (CB) (1995-2003).....	12 (12)
	Darwin Walker (DT) (2001-06).....	12 (9)

SCORING

MOST POINTS, Career

134	David Akers (19 games)
44	Jake Elliott (7 games)
36	Brian Westbrook (11 games)
36	Harold Carmichael (7 games)
36	Tony Franklin (6 games)
36	Wilbert Montgomery (7 games)

MOST POINTS, Game

16	Gary Anderson (12/30/95 vs. Lions) NFC-WC
15	David Akers (1/19/02 at Bears) NFC-D
14	David Akers (1/4/09 at Vikings) NFC-WC
12	11x, last: Alshon Jeffery (1/21/18 vs. Vikings) NFC-C

MOST TOUCHDOWNS, Career

6	Brian Westbrook (11 games)
6	Harold Carmichael (7 games)
6	Wilbert Montgomery (7 games)
5	Duce Staley (7 games)
4	Donovan McNabb (16 games)
3	Alshon Jeffery (5 games), LeGarrette Blount (3 games), Steve Van Buren (4 games), Fred Barnett (5 games), Brent Celek (9 games), Chad Lewis (11 games)

MOST TOUCHDOWNS, Game

2	10x, last: Alshon Jeffery (1/21/18 vs. Vikings) NFC-C
---	---

MOST POINTS AFTER TOUCHDOWN, Career

41	David Akers (19 games)
15	Tony Franklin (6 games)

MOST POINTS AFTER TOUCHDOWN, Game

7	Gary Anderson (12/30/95 vs. Lions) NFC-WC
5	Jake Elliott (1/21/18 vs. Vikings) NFC-C
4	3x, last: David Akers (1/12/02 vs. Bucs) NFC-WC

MOST FIELD GOALS, Career

31	David Akers (19 games)
11	Jake Elliott (6 games)
7	Tony Franklin (6 games)
5	Roger Ruzek (4 games)

MOST FIELD GOALS, Game

4	David Akers (1/4/09 at Vikings) NFC-WC
4	David Akers (1/19/02 at Bears) NFC-D
4	Luis Zendejas (12/31/88 at Bears) NFC-D
3	Jake Elliott (1/5/20 vs. Seahawks) NFC-WC
3	Jake Elliott (2/4/18 vs. Patriots) SB52
3	Jake Elliott (1/13/18 vs. Falcons) NFC-D
3	David Akers (1/11/09 at Giants) NFC-D
3	David Akers (1/7/07 vs. Giants) NFC-WC
3	Gary Anderson (12/30/95 vs. Lions) NFC-WC

LONGEST FIELD GOALS

53	Jake Elliott (1/13/18 vs. Falcons) NFC-D
51	David Akers (1/4/09 at Vikings) NFC-WC
48	David Akers (1/7/07 vs. Giants) NFC-WC
46	Jake Elliott (1/5/20 vs. Seahawks) NFC-WC
46	Jake Elliott (2/4/18 vs. Patriots) SB52
46	David Akers (1/27/02 at Rams) NFC-C
46	David Akers (1/19/02 at Bears) NFC-D
45	David Akers (1/18/09 at Cardinals) NFC-C
45	David Akers (1/4/09 at Vikings) NFC-WC

PASSING

MOST PASSES ATTEMPTED, Career

577	Donovan McNabb (16 games)
226	Ron Jaworski (7 games)
214	Randall Cunningham (7 games)
210	Nick Foles (6 games)

MOST PASSES ATTEMPTED, Game

54	Randall Cunningham (12/31/88 at Bears) NFC-D
51	Donovan McNabb (2/6/05 vs. Patriots) SB39
49	Donovan McNabb (1/19/03 vs. Buccaneers) NFC-C
47	Donovan McNabb (1/18/09 at Cardinals) NFC-C

MOST PASSES COMPLETED, Career

341	Donovan McNabb (16 games)
143	Nick Foles (6 games)
113	Randall Cunningham (7 games)
103	Ron Jaworski (7 games)

MOST PASSES COMPLETED, Game

30	Donovan McNabb (2/6/05 vs. Patriots) SB39
28	Nick Foles (2/4/18 vs. Patriots) SB52
28	Donovan McNabb (1/18/09 at Cardinals) NFC-CG
27	Randall Cunningham (12/31/88 at Bears) NFC-D
27	Tommy Thompson (12/28/47 at Chicago Cardinals) NFL-CG

MOST YARDS GAINED, Career

3,752	Donovan McNabb (16 games)
1,633	Nick Foles (6 games)
1,390	Randall Cunningham (7 games)
1,319	Ron Jaworski (7 games)

MOST YARDS GAINED, Game

407	Randall Cunningham (12/31/88 at Bears) NFC-D
375	Donovan McNabb (1/18/09 at Cardinals) NFC-CG
373	Nick Foles (2/4/18 vs. Patriots) SB52
357	Donovan McNabb (2/6/05 vs. Patriots) SB39
352	Nick Foles (1/21/18 vs. Vikings) NFC-CG

MOST TOUCHDOWN PASSES, Career

24	Donovan McNabb (16 games)
11	Nick Foles (6 games)
9	Ron Jaworski (7 games)
4	Tommy Thompson (4 games)

MOST TOUCHDOWN PASSES, Game

3	Nick Foles (2/4/18 vs. Patriots) SB52
3	Nick Foles (1/21/18 vs. Vikings) NFC-CG
3	Donovan McNabb (1/18/09 at Cardinals) NFC-CG
3	Donovan McNabb (2/6/05 vs. Patriots) SB39
3	Rodney Peete (12/30/95 vs. Lions) NFC-WC
3	Ron Jaworski (12/23/79 vs. Bears) NFC-WC

**LONGEST PASS PLAY**

76t	Michael Vick to Jeremy Maclin (1/9/10 at Cowboys) NFC-WC
75t	Jeff Garcia to Donté Stallworth (1/13/07 at Saints) NFC-D
71t	Donovan McNabb to Brian Westbrook (1/4/09 at Vikings) NFC-WC
66	Randall Cunningham to Keith Jackson (1/5/91 vs. Washington) NFC-WC
65	Randall Cunningham to Keith Jackson (12/31/88 at Bears) NFC-D

RUSHING**MOST ATTEMPTS, Career**

141	Wilbert Montgomery (7 games)
129	Brian Westbrook (11 games)
93	Duce Staley (7 games)
93	Steve Van Buren (4 games)
72	Donovan McNabb (16 games)

MOST ATTEMPTS, Game

31	Steve Van Buren (12/18/49 at LA Rams) NFL-CG
26	4x, last: Montgomery (1/11/81 vs. Cowboys) NFC-CG
22	Chris Warren (12/31/00 vs. Buccaneers) NFC-WC

LONGEST RUN FROM SCRIMMAGE

62t	Brian Westbrook (1/13/07 at Saints) NFC-D
55	Wilbert Montgomery (1/11/81 vs. Cowboys) NFC-CG
49t	Brian Westbrook (1/7/07 vs. Giants) NFC-WC
49	Steve Van Buren (12/18/49 at LA Rams) NFL-CG
42	Wilbert Montgomery (1/11/81 vs. Cowboys) NFC-CG

MOST YARDS GAINED, Career

591	Brian Westbrook (11 games)
518	Wilbert Montgomery (7 games)
422	Donovan McNabb (16 games)
384	Duce Staley (7 games)
365	Steve Van Buren (4 games)

MOST YARDS GAINED, Game (includes all 100-yard performances)

196	Steve Van Buren (12/18/49 at LA Rams) NFL-CG
194	Wilbert Montgomery (1/11/81 vs. Cowboys) NFC-CG
141	Brian Westbrook (1/7/07 vs. Giants) NFC-WC
116	Brian Westbrook (1/13/07 at Saints) NFC-D
107	Donovan McNabb (1/11/04 vs. Packers) NFC-D
105	Heath Sherman (1/3/93 at Saints) NFC-WC

MOST TOUCHDOWNS RUSHING, Career

6	Wilbert Montgomery (7 games)
4	Donovan McNabb (16 games)
3	LeGarrette Blount (3 games)
3	Brian Westbrook (11 games)
2	Steve Van Buren (4 games)
2	Duce Staley (7 games)

MOST TOUCHDOWNS, Game

2	Brian Westbrook (1/13/07 at Saints) NFC-D
2	Wilbert Montgomery (12/27/81 vs. Giants) NFC WC
2	Wilbert Montgomery (1/3/81 vs. Vikings) NFC-D

RECEIVING**MOST RECEPTIONS, Career**

38	Chad Lewis (11 games)
35	Duce Staley (7 games)
33	Zach Ertz (7 games)
33	Brian Westbrook (11 games)
32	Todd Pinkston (12 games)

MOST RECEPTIONS, Game

10	Brent Celek (1/18/09 at Cardinals) NFC-CG
9	Nelson Agholor (2/4/18 vs. Patriots) SB52
9	Terrell Owens (2/6/05 vs. Patriots) SB39
9	Keith Byars (12/31/89 vs. LA Rams) NFC-WC and (12/31/88 at Bears) NFC-D
8	Zach Ertz (1/21/18 vs. Vikings) NFC-CG
8	Duce Staley (1/27/02 at Rams) NFC-CG
8	Fred Barnett (12/30/95 vs. Lions) NFC-WC
8	Jack Ferrante (12/28/47 at Chicago Cardinals) NFL-CG

MOST YARDS GAINED, Career

465	Harold Carmichael (7 games)
433	Todd Pinkston (12 games)
409	Chad Lewis (11 games)
364	Alshon Jeffery (5 games)
360	Zach Ertz (7 games)
334	Brian Westbrook (11 games)

MOST YARDS GAINED, Game (includes all 100-yard performances)

146	Jeremy Maclin (1/9/10 at Cowboys) NFC WC
142	Keith Jackson (12/31/88 at Bears) NFC-D
122	Kevin Curtis (1/18/09 at Cardinals) NFC-C
122	Terrell Owens (2/6/05 vs. Patriots) SB39
116	Keith Jackson (1/5/91 vs. Washington) NFC-WC
111	Harold Carmichael (12/23/79 vs. Bears) NFC-WC
100	Corey Clement (2/4/18 vs. Patriots) SB52

MOST TOUCHDOWNS, Career

6	Harold Carmichael (7 games)
3	Alshon Jeffery (5 games)
3	Brent Celek (9 games)
3	Brian Westbrook (11 games)
3	Fred Barnett (5 games)
3	Chad Lewis (11 games)
3	Duce Staley (7 games)

MOST TOUCHDOWNS, Game

2	Alshon Jeffery (1/21/18 vs. Vikings) NFC-CG
2	Brent Celek (1/18/09 at Cardinals) NFC-CG
2	Chad Lewis (1/23/05 vs. Falcons) NFC-C
2	Fred Barnett (1/3/93 at Saints) NFC-WC
2	Harold Carmichael (12/23/79 vs. Bears) NFC-WC

INTERCEPTIONS**MOST INTERCEPTIONS, Career**

5	Herman Edwards (7 games)
4	Brian Dawkins (18 games)
3	Damon Moore (5 games), Eric Allen (5 games), Seth Joyner (5 games), Roynell Young (5 games)

MOST INTERCEPTIONS, Game

2	Damon Moore (1/12/02 vs. Buccaneers) NFC-WC
2	Eric Allen (1/3/93 at Saints) NFC-WC
2	Herman Edwards (1/3/81 vs. Vikings) NFC-D
2	Roynell Young (1/3/81 vs. Vikings) NFC-D

LONGEST INTERCEPTION RETURN

59t	Damon Moore (1/12/02 vs. Buccaneers) NFC-WC
50t	Patrick Robinson (1/21/18 vs. Vikings) NFC-CG
44t	Asante Samuel (1/4/09 at Vikings) NFC-WC
39t	Bobby Taylor (1/11/03 vs. Falcons) NFC-D
37	Jerry Robinson (12/29/79 at Buccaneers) NFC-D

MOST INTERCEPTION RETURN YARDS, Career

77	Damon Moore (5 games)
75	Brian Dawkins (18 games)
69	Asante Samuel (5 games)

**MOST INTERCEPTION RETURN YARDS, Game**

59	Damon Moore (1/12/02 vs. Buccaneers) NFC-WC
50	Patrick Robinson (1/21/18 vs. Vikings) NFC-CG
44	Asante Samuel (1/4/09 at Vikings) NFC-WC
39	Bobby Taylor (1/11/03 vs. Falcons) NFC-D

SACKS**MOST SACKS, Career**

4.0	Derrick Burgess (6 games)
4.0	Hugh Douglas (10 games)
4.0	Reggie White (5 games)
3.5	Brandon Graham (6 games)

MOST SACKS, Game

2.0	Darwin Walker (1/13/07 at Saints) NFC-D
2.0	Derrick Burgess (1/23/05 vs. Falcons) NFC-C
2.0	Hugh Douglas (12/31/00 vs. Buccaneers) NFC-WC

KICKOFF RETURNS**MOST KICKOFF RETURNS, Career**

22	Brian Mitchell (7 games)
11	Billy Campfield (7 games)

MOST KICKOFF RETURNS, Game

6	Brian Mitchell (1/27/02 at StL Rams) NFC-CG
5	7x, last: Brad Smith (1/4/14 vs. Saints) NFC-WC

MOST YARDS, Career

522	Brian Mitchell (7 games)
201	Billy Campfield (7 games)

MOST YARDS, Game

128	Brian Mitchell (1/27/02 at StL Rams) NFC-CG
125	3x, last: James Thrash (1/11/04 vs. Packers) NFC-D

LONGEST KICKOFF RETURN

70	Brian Mitchell (1/19/03 vs. Buccaneers) NFC-CG
58	Ted Dean (12/26/60 vs. Packers) NFL-CG

PUNT RETURNS**MOST PUNT RETURNS, Career**

16	Brian Mitchell (7 games)
13	John Sciarra (7 games)

MOST PUNT RETURNS, Game

6	John Sciarra (1/11/81 vs. Cowboys) NFC-CG
5	2x, last: Jalen Reagor (1/16/22 at Buccaneers) NFC-WC
4	7x, last: Reno Mahe (1/11/04 vs. Packers) NFC-D

MOST YARDS ON PUNT RETURNS, Career

174	DeSean Jackson (6 games)
135	Brian Mitchell (7 games)
130	John Sciarra (7 games)

MOST YARDS ON PUNT RETURNS, Game

109	DeSean Jackson (1/4/09 at Vikings) NFC-WC
101	Bosh Pritchard (12/21/47 at Steelers) NFL-D
69	John Sciarra (1/11/81 vs. Cowboys) NFC-CG

LONGEST PUNT RETURN

79t	Bosh Pritchard (12/21/47 at Steelers) NFL-D
62	DeSean Jackson (1/4/09 at Vikings) NFC-WC
34	Wally Henry (12/23/79 vs. Bears) NFC-WC

**SCORING****MOST POINTS, Game**

58	vs. Lions (12/30/95) NFC-WC
41	vs. Patriots (2/4/18) SB52
38	vs. Vikings (1/21/18) NFC-CG
36	at Saints (1/3/93) NFC-WC

MOST POINTS, BOTH TEAMS, Game

95	vs. Lions (12/30/95) NFC-WC; Eagles 58, Lions 37
74	vs. Patriots (2/4/18) SB52; Eagles 41, Patriots 33
57	at Cardinals (1/18/09) NFC-CG; Eagles 25, Cardinals 32
56	at Saints (1/3/93) NFC-WC; Eagles 36, Saints 20

FEWEST POINTS, BOTH TEAMS, Game

7	vs. Chicago Cardinals (12/19/48) NFL-CG; Eagles 7, Cardinals 0
14	at 49ers (12/29/96) NFC-WC; 49ers 14, Eagles 0
14	at LA Rams (12/18/49) NFL-CG; Eagles 14, Rams 0

LARGEST MARGIN OF VICTORY, Game

31	vs. Vikings (1/21/18) NFC-CG; Eagles 38, Vikings 7
22	vs. Buccaneers (1/12/02) NFC-WC; Eagles 31, Buccaneers 9
21	2x: vs. Lions (12/30/95) NFC-WC; Eagles 58, Lions 37 & at Steelers (12/21/47) NFL-D; Eagles 21, Steelers 0

TOUCHDOWNS**MOST TOUCHDOWNS, Game**

7	vs. Lions (12/30/95) NFC-WC
5	vs. Patriots (2/4/18) SB52
5	vs. Vikings (1/21/18) NFC-CG
4	3x, last: vs. Bucs (1/12/02) NFC-WC

MOST TOUCHDOWNS, BOTH TEAMS, Game

12	vs. Lions (12/30/95) NFC-WC; Eagles 7, Lions 5
9	vs. Patriots (2/4/18) SB52; Eagles 5, Patriots 4
7	3x, last: at Cardinals (1/18/09) NFC-C; Cardinals 4, Eagles 3

FEWEST TOUCHDOWNS, BOTH TEAMS, Game

1	vs. Chicago Cardinals (12/19/48) NFL-CG; Eagles 1, Cardinals 0
2	9x, last: vs. Seahawks (1/5/20) NFC-WC; Eagles 0, Seahawks 2

FIELD GOALS**MOST FIELD GOALS, Game**

4	at Vikings (1/4/09) NFC-WC
4	at Bears (1/19/02) NFC-D
4	at Bears (12/31/88) NFC-D

MOST FIELD GOALS, BOTH TEAMS, Game

6	at Giants (1/11/09) NFC-D
6	at Bears (12/31/88) NFC-D; Eagles 4, Bears 2
5	vs. Patriots (2/4/18) SB52; Eagles 3, Patriots 2
5	vs. Saints (1/4/14) NFC-WC; Eagles 1, Saints 4
5	vs. Giants (1/7/07) NFC-WC; Eagles 3, Giants 2
5	at Bears (1/19/02) NFC-D; Eagles 4, Bears 1

MOST FIELD GOALS ATTEMPTED, Game

5	at Bears (12/31/88) NFC-D
4	at Vikings (1/4/09) NFC-WC
4	at Bears (1/19/02) NFC-D
4	vs. Lions (12/30/95) NFC-WC

MOST FGS ATTEMPTED, BOTH TEAMS, Game

9	at Bears (12/31/88) NFC-D; Eagles 5, Bears 4
8	at Giants (1/11/09) NFC-D; Eagles 3, Giants 5
6	vs. Patriots (2/4/18) SB52; Eagles 3, Patriots 3
6	vs. Saints (1/4/14) NFC-WC; Eagles 2, Saints 4
6	vs. Falcons (1/11/03) NFC-D; Eagles 3, Falcons 3

TOTAL NET YARDS**MOST YARDS GAINED, Game**

538	vs. Patriots (2/4/18) SB52
456	vs. Vikings (1/21/18) NFC-CG
454	at Cardinals (1/18/09) NFC-CG
452	vs. Lions (12/30/95) NFC-WC
430	at Bears (12/31/88) NFC-D

FEWEST YARDS GAINED, Game

178	at Cowboys (1/10/93) NFC-D
186	at Giants (1/7/01) NFC-D

PASSING**MOST ATTEMPTS, Game**

55	at Bears (12/31/88) NFC-D
51	vs. Patriots (2/6/05) SB39

FEWEST ATTEMPTS, Game

9	at LA Rams (12/18/49) NFL-CG
12	vs. Chicago Cardinals (12/19/48) NFL-CG

MOST COMPLETIONS, Game

30	vs. Patriots (2/6/05) SB39
29	vs. Patriots (2/4/18) SB52
28	at Cardinals (1/18/09) NFC-CG
27	at Bears (12/31/88) NFC-CG
27	at Chicago Cardinals (12/28/47) NFL-CG

FEWEST COMPLETIONS, Game

2	vs. Chicago Cardinals (12/19/48) NFL-CG
5	at LA Rams (12/18/49) NFL-CG

MOST YARDS GAINED, Game

378	at Bears (12/31/88) NFC-D
374	vs. Patriots (2/4/18) SB52
357	at Cardinals (1/18/09) NFC-CG

FEWEST YARDS GAINED, Game

7	vs. Chicago Cardinals (12/19/48) NFL-CG
68	at LA Rams (12/18/49) NFL-CG

MOST TIMES SACKED, Game

8	vs. Packers (1/11/04) NFC-D
7	vs. Seahawks (1/5/20) NFC-WC

MOST TOUCHDOWNS, Game

4	vs. Patriots (2/4/18) SB52
3	vs. Vikings (1/21/18) NFC-CG
3	at Cardinals (1/18/09) NFC-CG
3	vs. Patriots (2/6/05) SB39
3	vs. Lions (12/30/95) NFC-WC
3	vs. Bears (12/23/79) NFC-WC

RUSHING**MOST ATTEMPTS, Game**

61	at LA Rams (12/18/49) NFL-CG
57	vs. Chicago Cardinals (12/19/48) NFL-CG
52	at Steelers (12/21/47) NFL-D

FEWEST ATTEMPTS, Game

13	at Cowboys (1/9/10) NFC-WC
14	at Giants (1/7/01) NFC-D
16	at Bears (12/31/88) NFC-D
16	at Saints (1/13/19) NFC-D

MOST YARDS GAINED, Game

274	at LA Rams (12/18/49) NFL-CG
263	vs. Cowboys (1/11/81) NFC-CG
225	vs. Chicago Cardinals (12/19/48) NFL-CG

**FEWEST YARDS GAINED, Game**

- 42 at Bears (1/6/19) NFC-WC
- 45 vs. Patriots (2/6/05) SB39

MOST TOUCHDOWNS, Game

- 3 vs. Vikings (1/3/81) NFC-D
- 2 6x, last: at Saints (1/13/07) NFC-D

FIRST DOWNS**MOST FIRST DOWNS, Game**

- 27 vs. Vikings (1/21/18) NFC-CG
- 25 vs. Patriots (2/4/18) SB52
- 24 vs. Patriots (2/6/05) SB39
- 24 vs. Vikings (1/3/81) NFL-D
- 23 vs. Vikings (1/16/05) NFC-D

FEWEST FIRST DOWNS, Game

- 11 at Giants (1/7/01) NFC-D
- 12 at Cowboys (1/10/93) NFC-D

MOST FIRST DOWNS, BOTH TEAMS, Game

- 54 vs. Patriots (2/4/18) SB52; Patriots 29, Eagles 25
- 49 vs. Vikings (1/21/18) NFC-CG; Eagles 27, Vikings 22
- 48 vs. Lions (12/30/95) NFC-WC; Lions 26, Eagles 22
- 45 vs. Patriots (2/6/05) SB39; Eagles 24, Patriots 21

FEWEST FIRST DOWNS, BOTH TEAMS, Game

- 24 3x, last: at LA Rams (12/18/49) NFL-CG; Eagles 17, Rams 7

MOST FIRST DOWNS, RUSHING, Game

- 16 vs. Chicago Cardinals (12/19/48) NFL-CG
- 13 vs. Cowboys (1/11/81) NFC-CG

FEWEST FIRST DOWNS, RUSHING, Game

- 0 at Cowboys (1/9/10) NFC-WC
- 1 at Bears (12/31/88) NFC-D
- 2 3x, last: at Saints (1/13/19) NFC-D

MOST FIRST DOWNS, PASSING, Game

- 21 at Bears (12/31/88) NFC-D
- 19 vs. Patriots (2/4/18) SB52
- 19 vs. Vikings (1/21/18) NFC-CG
- 18 vs. Patriots (2/6/05) SB39

FEWEST FIRST DOWNS, PASSING, Game

- 0 vs. Chicago Cardinals (12/19/48) NFL-CG
- 4 at LA Rams (12/18/49) NFL-CG

PENALTIES**MOST PENALTIES, Game**

- 9 at Cowboys (1/9/10) NFC-WC
- 8 at Giants (1/11/09) NFC-D
- 8 vs. Lions (12/30/95) NFC-WC
- 8 at Buccaneers (12/29/79) NFC-D

FEWEST PENALTIES, Game

- 0 vs. Packers (12/26/60) NFL-CG
- 2 at StL Rams (1/27/02) NFC-CG
- 2 vs. Buccaneers (12/31/00) NFC-WC

MOST YARDS PENALIZED, Game

- 116 at Cowboys (1/9/10) NFC-WC
- 80 vs. Lions (12/30/95) NFC-WC
- 77 vs. Giants (1/7/07) NFC-WC
- 76 at Cowboys (1/10/93) NFC-D

FEWEST YARDS PENALIZED, Game

- 0 vs. Packers (12/26/60) NFL-CG
- 15 at StL Rams (1/27/02) NFC-CG

INTERCEPTIONS**MOST INTERCEPTIONS BY, Game**

- 6 vs. Lions (12/30/95) NFC-WC
- 5 vs. Vikings (1/3/81) NFC-D
- 4 vs. Buccaneers (1/12/02) NFC-WC

FUMBLES**MOST FUMBLES, Game**

- 6 vs. LA Rams (12/31/89) NFC-WC
- 5 vs. Giants (12/27/81) NFC-WC

MOST FUMBLES LOST, Game

- 3 at Cowboys (1/9/10) NFC-WC
- 2 12x, last: vs. Falcons (1/13/18) NFC-D

MOST FUMBLES COMMITTED BY OPPONENT, Game

- 5 vs. Cowboys (1/11/81) NFC-CG
- 4 vs. Packers (1/9/11) NFC-WC
- 3 5x, last: at Giants (1/7/01) NFC-D

MOST FUMBLES LOST BY OPPONENT

- 3 4x, last: at Giants (1/7/01) NFC-D

TURNOVERS**MOST TURNOVERS, Game**

- 4 4x, last at Dallas (1/9/10) NFC-WC

FEWEST TURNOVERS, Game

- 0 6x, last: vs. Seahawks (1/5/20) NFC-WC

PUNTING**MOST PUNTS, Game**

- 9 vs. LA Rams (12/31/89) NFC-WC
- 9 at Falcons (12/24/78) NFC-WC

FEWEST PUNTS, Game

- 1 vs. Patriots (2/4/18) SB52
- 1 at Cardinals (1/18/09) NFC-CG
- 3 (four times) last vs. Seahawks (1/5/20) NFC-WC

HIGHEST AVERAGE, PUNTING, Game

- 58.0 at Cardinals (1/18/09) NFC-CG
- 51.2 at Saints (1/3/93) NFC-WC
- 50.6 at Cowboys (1/9/10) NFC-WC
- 48.8 vs. Saints (1/4/14) NFC-WC
- 48.2 at Saints (1/13/19) NFC-D

LOWEST AVERAGE, PUNTING, Game

- 32.5 at Bears (12/31/88) NFC-D



TEAM (EAGLES)

WON IN OVERTIME.....	12/9/19 - vs. NYG, 23-17
WON BY SCORING IN LAST TWO MINUTES OF REGULATION.....	11/20/22 - at Ind., 17-16 (winning TD at 1:20)
TIED GAME BY SCORING IN LAST TWO MINUTES.....	11/20/22 - vs. Cin., 17-16 (tied score at 1:20 before PAT)
WON IN PRIMETIME.....	11/27/22 - vs. GB, 40-33 (Sunday Night Football)
SHUTOUT.....	12/30/18 - at Was., 24-0
WON BY 20+ POINTS.....	12/11/22 - at NYG, 48-22
WON AFTER TRAILING BY 20+ POINTS.....	12/19/10 - at NYG, 38-31 (NYG ahead 31-10 in 4th quarter)
HELD 28+ POINT LEAD.....	12/11/22 - at NYG, 48-14 (4th Q)
HELD 21+ POINT LEAD.....	12/11/22 - at NYG (48-22, 4th Q)
HELD 17+ POINT LEAD.....	12/11/22 - at NYG (48-22, 4th Q)
SCORED 20+ POINTS IN QUARTER.....	10/16/22 - vs. Dal., 26-17 (20, 2nd Q)
SCORED 20+ POINTS IN HALF.....	12/24/22 - at Dal., 34-40 (20, 1st half)
HELD OPPONENT WITHOUT A TOUCHDOWN.....	9/12/21 - at Atl., 32-6
TOUCHDOWNS SCORED BY OFFENSE & DEFENSE.....	12/24/22 - at Dal., 34-40 (3 offense, 1 defense)
TOUCHDOWNS SCORED BY OFFENSE, DEFENSE & SPECIAL TEAMS.....	12/6/15 - at NE, 35-28 (2 offense, 1 defense, 2 ST)
NO TURNOVERS.....	12/11/22 - at NYG, 48-22
TOUCHDOWN SCORED ON FIRST DRIVE.....	12/11/22 - at NYG, 48-22
SUCCESSFUL 2-POINT CONVERSION ATTEMPT.....	12/18/22 - J. Hurts rush at Chi.
FAILED 2-POINT CONVERSION ATTEMPT.....	10/16/22 - M. Sanders rush, attempt fails vs. Dal.

TOTAL OFFENSE (EAGLES)

500+ TOTAL NET YARDS OF OFFENSE.....	11/27/22 - vs. GB (500; 363 rushing, 137 passing)
400+ TOTAL NET YARDS OF OFFENSE.....	12/24/22 - at Dal. (442; 87 rushing, 355 passing)

PASSING (EAGLES)

400+ NET YARDS PASSING BY TEAM.....	12/23/18 - vs. Hou. (462)
300+ NET YARDS PASSING BY TEAM.....	12/24/22 - at Dal. (355)
INDIVIDUAL WITH 50+ PASS ATTEMPTS.....	12/9/19 - Carson Wentz (50-33-325-0-2TDs) vs. NYG
INDIVIDUAL WITH 40+ PASS ATTEMPTS.....	12/24/22 - Gardner Minshew (40-24-355-2-2TDs) at Dal.
INDIVIDUAL WITH 30+ PASS COMPLETIONS.....	10/3/21 - Jalen Hurts (48-32-387-0-2TDs) vs. KC
INDIVIDUAL WITH 25+ PASS COMPLETIONS.....	12/4/22 - Jalen Hurts (39-29-380-0-3TDs) vs. Ten.
INDIVIDUAL 300+ YARD PASSING GAME.....	12/24/22 - Gardner Minshew (40-24-355-2-2TDs) at Dal.
CONSECUTIVE 300+ YARD PASSING GAMES.....	12/18/22-12/24/22 - Jalen Hurts (37-22-315-0-2TDs) at Chi. & Gardner Minshew (40-24-355-2-2TDs) at Dal.
INDIVIDUAL WITH 4+ TOUCHDOWN PASSES.....	10/30/22 - Jalen Hurts (28-19-285-4-0-4TDs) vs. Pit.
INDIVIDUAL WITH 3+ TOUCHDOWN PASSES.....	12/4/22 - Jalen Hurts (39-29-380-0-3TDs) vs. Ten.
NO SACKS ALLOWED.....	12/24/22 - at Dal. (40 attempts - G. Minshew)

RUSHING (EAGLES)

300+ NET YARDS RUSHING BY TEAM.....	11/27/22 - vs. GB (363)
200+ NET YARDS RUSHING BY TEAM.....	12/11/22 - at NYG (253)
INDIVIDUAL 200+ YARD RUSHING GAME.....	12/8/13- LeSean McCoy (29-217-2TDs) vs. Det.
INDIVIDUAL 150+ YARD RUSHING GAME.....	11/27/22 - Jalen Hurts (17-157-0TD) vs. GB
INDIVIDUAL 100+ YARD RUSHING GAME.....	12/11/22 - Miles Sanders (17-144-2TDs) at NYG
TWO 100+ YARD RUSHERS IN SAME GAME.....	11/27/22 - Jalen Hurts (17-157-0TD) & Miles Sanders (21-143-2TDs) vs. GB
CONSECUTIVE 100+ YARD RUSHING GAMES.....	12/5/21-12/21/21 - M. Sanders (24-120-0TD) at NYJ & (18-131-0TD) vs. Was.
COMBINED 200+ YARDS RUSHING BY TWO PLAYERS.....	12/11/22 - 221 by Miles Sanders (17-144-2TDs) & Jalen Hurts (7-77-1TD) at NYG
INDIVIDUAL WITH 30+ CARRIES.....	9/9/13 - LeSean McCoy (31-184-1TD) at Was.
INDIVIDUAL WITH 25+ CARRIES.....	10/2/22 - Miles Sanders (27-134-2TDs) vs. Jax.
RUSHING PLAY OF 80+ YARDS.....	12/13/20 - 82t by Miles Sanders vs. NO
RUSHING PLAY OF 60+ YARDS.....	12/13/20 - 82t by Miles Sanders vs. NO
RUSHING PLAY OF 40+ YARDS.....	12/11/22 - 40 by Miles Sanders at NYG
INDIVIDUAL WITH 3+ RUSHING TOUCHDOWNS.....	12/18/22 - Jalen Hurts (17-61-3TDs) at Chi.
INDIVIDUAL WITH 2+ RUSHING TOUCHDOWNS.....	12/11/22 - Miles Sanders (17-144-2TDs) at NYG

RECEIVING (EAGLES)

INDIVIDUAL WITH 10+ RECEPTIONS.....	10/9/22 - DeVonta Smith (10-87-0TD) at Ari.
INDIVIDUAL WITH 150+ YARD RECEIVING GAME.....	12/18/22 - A.J. Brown (9-181-0TD) at Chi.
INDIVIDUAL WITH 100+ YARD RECEIVING GAME.....	12/24/22 - DeVonta Smith (8-113-2TDs) & A.J. Brown (6-103-0TD) at Dal.
TWO-OR-MORE 100+ YARD RECEIVERS IN SAME GAME.....	12/24/22 - DeVonta Smith (8-113-2TDs) & A.J. Brown (6-103-0TD) at Dal.
CONSECUTIVE 100+ YARD RECEIVING GAMES.....	12/18/22-12/24/22 - A.J. Brown (181, 103) & DeVonta Smith (126, 113) at Chi. & at Dal.
INDIVIDUAL WITH 3+ TD RECEPTIONS.....	10/30/22 - A.J. Brown (6-156-3TDs) vs. Pit.



INDIVIDUAL WITH 2+ TD RECEPTIONS.....	12/24/22 - DeVonta Smith (8-113-2TDs) at Dal.
PASS PLAY OF 80+ YARDS.....	9/19/21 - 91, Jalen Hurts to Quez Watkins vs. SF
PASS PLAY OF 60+ YARDS.....	12/18/22 - 68, Jalen Hurts to A.J. Brown at Chi.
PASS PLAY OF 40+ YARDS.....	12/24/22 - 48, Gardner Minshew to A.J. Brown at Dal.

NOTABLE OFFENSIVE COMBINATIONS (EAGLES)

LED TEAM IN RUSHING & RECEIVING YARDS IN SAME GAME.....	12/29/19 - Boston Scott (19-54-3TDs rush, 4-84 rec.) at NYG
100+ YARD RUSHER & 100+ YARD RECEIVER IN SAME GAME.....	12/21/21 - Miles Sanders (18-131-0TD rush) & Dallas Goedert (7-135-0TD rec.) vs. Was.
100+ YARD RUSHER, 100+ YARD RECEIVER & 300+ YARD PASSER IN SAME GAME.....	9/23/07 - Brian Westbrook (14-110-2TDs rush & 5-111-1TD rec.), Kevin Curtis (11-221-3TDs rec.) & Donovan McNabb (26-21-381-0-4TDs) vs. Det.
INDIVIDUAL WITH 1+ RUSHING TD & 1+ RECEIVING TD IN SAME GAME.....	12/15/19 - Miles Sanders (19-122-1TD rush, 6-50-1TD rec.) at Was.
INDIVIDUAL WITH 1+ PASSING TD & 1+ RUSHING TD IN SAME GAME.....	12/24/22 - Gardner Minshew (40-24-355-2-2TDs passing, 4-5-1TD rushing) at Dal.
INDIVIDUAL WITH 1+ PASSING TD & 1+ RECEIVING TD IN SAME GAME.....	2/4/18 - Nick Foles (43-28-373-1-3TDs passing, 1-1-1TD receiving) at NE

DEFENSE (EAGLES)

HELD OPPONENT UNDER 200 YARDS TOTAL OFFENSE.....	12/26/21 - vs. NYG (192; 84 rushing, 108 passing)
HELD OPPONENT UNDER 300 YARDS TOTAL OFFENSE.....	12/18/22 - at Chi. (248; 157 rushing, 91 passing)
HELD OPPONENT UNDER 50 YARDS RUSHING.....	9/27/20 - vs. Cin. (48)
HELD OPPONENT UNDER 75 YARDS RUSHING.....	10/2/22 - vs. Jax. (71)
HELD OPPONENT UNDER 100 YARDS RUSHING.....	12/4/22 - vs. Ten. (87)
HELD OPPONENT UNDER 100 NET YARDS PASSING.....	12/18/22 - at Chi. (91)
HELD OPPONENT UNDER 150 NET YARDS PASSING.....	12/18/22 - at Chi. (91)
INTERCEPTION RETURN FOR TOUCHDOWN.....	12/24/22 - J. Sweat, 42 yards (QB D. Prescott) at Dal.
INDIVIDUAL WITH 3+ INTERCEPTIONS.....	10/16/11 - K. Coleman (3) at Was. (QB R. Grossman)
INDIVIDUAL WITH 2+ INTERCEPTIONS.....	10/16/22 - C. Gardner-Johnson (2) vs. Dal. (QB C. Rush)
FUMBLE RECOVERED FOR TOUCHDOWN.....	11/14/21 - D. Slay fumble recovery at PHI 17 (forced by D. Taylor) at Den.
SAFETY SCORED.....	11/1/20 - C. Jones aborted snap. L. Ladouceur credited with fumble on high snap, ball out of bounds in end zone
7.0+ SACKS.....	12/11/22 - at NYG (7.0)
6.0+ SACKS.....	12/24/22 - at Dal. (6.0)
5.0+ SACKS.....	12/24/22 - at Dal. (6.0)
INDIVIDUAL WITH 3.0+ SACKS.....	12/11/22 - B. Graham (3.0 sacks of D. Jones & T. Taylor) at NYG
INDIVIDUAL WITH 2.0+ SACKS.....	12/24/22 - H. Reddick (2.0 sacks of D. Prescott) at Dal.

SPECIAL TEAMS (EAGLES)

KICKOFF RETURN FOR TOUCHDOWN.....	10/23/16 - Josh Huff, 98 yards vs. Min.
KICKOFF RETURN FOR TOUCHDOWN TO START GAME.....	11/23/14 - Josh Huff, 107 yards vs. Ten.
PUNT RETURN FOR TOUCHDOWN.....	12/6/20 - Jalen Reagor, 73 yards at GB
BLOCKED PUNT RECOVERED FOR TOUCHDOWN.....	12/6/15 - N. Goode returned R. Allen's blocked punt (blocked by C. Maragos) 24 yards at NE
BLOCKED PUNT.....	10/10/21 - T. Edwards blocked punt by J. Charlton at Car.
BLOCKED PAT.....	9/20/20 - M. Jackson, PAT attempt by S. Sloman vs. LAR
BLOCKED FIELD GOAL.....	11/14/21 - K. Wallace, 22-yd attempt by B. McManus at Den.
BLOCKED FIELD GOAL RETURNED FOR TOUCHDOWN.....	10/23/05 - Matt Ware, 65-yd. return after Quintin Mikell blocked a 40-yd. att. by Nate Kaeding vs. SD
INDIVIDUAL WITH 5+ FIELD GOALS.....	11/23/14 - Cody Parkey (5-6) vs. Ten.
INDIVIDUAL WITH 4+ FIELD GOALS.....	12/5/21 - Jake Elliott (4-4) at NYJ
SUCCESSFUL ONSIDE KICK.....	9/17/17 - J. Elliott kick recovered by T. Burton at KC (4th Q)
FAILED ONSIDE KICK ATTEMPT.....	1/16/22 - J. Elliott kick recovered by G. Bernard at TB (4th Q)
TOUCHDOWN OFF FAKE FIELD GOAL ATTEMPT.....	12/24/89 - C. Carter 22-yard pass from R. Ruzek vs. Pho.
TOUCHDOWN OFF FAKE PUNT.....	9/29/02 - B. Dawkins 57 yard pass from B. Mitchell vs. Hou



TEAM (OPPONENT)

WON IN OVERTIME.....	12/9/18 - at Dal., 23-29
WON BY SCORING IN LAST TWO MINUTES OF REGULATION.....	11/7/21 - vs. LAC, 24-27 (winning FG at 0:02)
TIED GAME BY SCORING IN LAST TWO MINUTES.....	11/8/15 - at Dal., 33-27 OT (tied game at 0:02)
WON IN PRIMETIME.....	11/14/22 - vs. Was., 21-32
SHUTOUT.....	12/31/17 - vs. Dal., 0-6
WON BY 20+ POINTS.....	1/8/22 - vs. Dal., 26-51
WON AFTER TRAILING BY 20+ POINTS.....	10/2/11 - vs. SF, 23-24 (PHI ahead 23-3 in 3rd quarter)
HELD 28+ POINT LEAD.....	1/16/22 - at TB, 15-31
HELD 21+ POINT LEAD.....	1/16/22 - at TB, 15-31
HELD 17+ POINT LEAD.....	1/16/22 - at TB, 15-31
SCORED 20+ POINTS IN QUARTER.....	1/8/22 - vs. Dal., 26-51 (21, 4th Q)
SCORED 20+ POINTS IN HALF.....	12/24/22 - at Dal., 34-40 (23, 2nd half)
HELD OPPONENT WITHOUT A TOUCHDOWN.....	1/5/20 - vs. Sea., 9-17
TOUCHDOWNS SCORED BY OFFENSE & DEFENSE.....	11/14/22 - vs. Was., 21-32 (2 offense, 1 defense)
TOUCHDOWNS SCORED BY OFFENSE, DEFENSE & SPECIAL TEAMS.....	11/16/14 - at GB, 53-20 (4 off., 2 def., 1 ST)
NO TURNOVERS.....	12/4/22 - vs. Ten., 35-10
TOUCHDOWN SCORED ON FIRST DRIVE.....	11/20/22 - at Ind., 17-16
SUCCESSFUL 2-POINT CONVERSION ATTEMPT.....	12/11/22 - T. Taylor to I. Hodgins pass at NYG
FAILED 2-POINT CONVERSION ATTEMPT.....	9/25/22 - C. Wentz incomplete pass to J. McKissic at Was.

TOTAL OFFENSE (OPPONENT)

500+ TOTAL NET YARDS OF OFFENSE.....	12/27/20 - at Dal. (513; 151 rushing, 362 passing)
400+ TOTAL NET YARDS OF OFFENSE.....	12/24/22 - at Dal. (419; 115 rushing, 304 passing)

PASSING (OPPONENT)

400+ NET YARDS PASSING BY TEAM.....	12/20/20 - at Ari. (423)
300+ NET YARDS PASSING BY TEAM.....	12/24/22 - at Dal. (304)
INDIVIDUAL WITH 50+ PASS ATTEMPTS.....	9/26/19 - Aaron Rodgers (53-34-422-1-2TDs) at GB
INDIVIDUAL WITH 40+ PASS ATTEMPTS.....	10/9/22 - Kyler Murray (42-28-250-1-1TD) at Ari.
INDIVIDUAL WITH 30+ PASS COMPLETIONS.....	11/7/21 - Justin Herbert (38-32-356-0-2TDs) vs. LAC
INDIVIDUAL WITH 25+ PASS COMPLETIONS.....	12/24/22 - D. Prescott (35-27-347-1-3TDs) at Dal.
INDIVIDUAL 300+ YARD PASSING GAME.....	12/24/22 - D. Prescott (35-27-347-1-3TDs) at Dal.
CONSECUTIVE 300+ YARD PASSING GAMES.....	12/20/20 - 12/27/20 - Kyler Murray (36-27-406-1-3TDs) at Ari. & Andy Dalton (30-22-377-1-3TDs) at Dal.
INDIVIDUAL WITH 4+ TOUCHDOWN PASSES.....	1/8/22 - Dak Prescott (27-21-295-0-5TDs) vs. Dal.
INDIVIDUAL WITH 3+ TOUCHDOWN PASSES.....	12/24/22 - D. Prescott (35-27-347-1-3TDs) at Dal.
NO SACKS ALLOWED.....	10/16/22 - vs. Dal. (38 attempts - C. Rush)

RUSHING (OPPONENT)

300+ NET YARDS RUSHING BY TEAM.....	9/25/60 - vs. Cle. (329)
200+ NET YARDS RUSHING BY TEAM.....	10/3/21 - vs. KC (200)
INDIVIDUAL 200+ YARD RUSHING GAME.....	11/22/15 - Doug Martin (27-235-0TD) vs. TB
INDIVIDUAL 150+ YARD RUSHING GAME.....	11/11/18 - Ezekiel Elliott (19-151-1TD) vs. Dal.
INDIVIDUAL 100+ YARD RUSHING GAME.....	11/3/22 - Dameon Pierce (27-139-0TD) at Hou.
TWO 100+ YARD RUSHERS IN SAME GAME.....	10/30/05 - M. Anderson (21-126-1TD) and T. Bell (14-107-2TDs) at Den.
CONSECUTIVE 100+ YARD RUSHING GAMES.....	10/3/21-10/10/21 - C. Edwards-Helaire (14-102-0TD) vs. KC; C. Hubbard (24-101-0TD) at Car.
COMBINED 200+ YARDS RUSHING BY TWO PLAYERS.....	11/20/15 - 187 by D. Johnson (29-187-3TDs) & K. Williams (6-34-0TD) vs. Ari.
INDIVIDUAL WITH 30+ CARRIES.....	12/14/14 - DeMarco Murray (31-81-2TDs) vs. Dal.
INDIVIDUAL WITH 25+ CARRIES.....	11/14/22 - Brian Robinson (26-86-1TD) vs. Was.
RUSHING PLAY OF 80+ YARDS.....	10/22/20 - 80 by Daniel Jones vs. NYG
RUSHING PLAY OF 60+ YARDS.....	12/6/20 - 77t by Aaron Jones vs. GB
RUSHING PLAY OF 40+ YARDS.....	9/11/22 - 50 by D'Andre Swift at Det.
INDIVIDUAL WITH 3+ RUSHING TOUCHDOWNS.....	12/20/15 - David Johnson (29-187-3TDs) vs. Ari.
INDIVIDUAL WITH 2+ RUSHING TOUCHDOWNS.....	9/11/22 - Jamaal Williams (11-28-2TDs) at Det.

RECEIVING (OPPONENT)

INDIVIDUAL WITH 10+ RECEPTIONS.....	12/24/22 - C. Lamb (10-120-2TDs) at Dal.
INDIVIDUAL WITH 150+ YARD RECEIVING GAME.....	10/3/21 - Tyreek Hill (11-186-3TDs) vs. KC
INDIVIDUAL WITH 100+ YARD RECEIVING GAME.....	12/24/22 - C. Lamb (10-120-2TDs) at Dal.
TWO-OR-MORE 100+YARD RECEIVERS IN SAME GAME.....	12/27/20 - Amari Cooper (4-121-0TD) & Michael Gallup (6-121-2TDs) at Dal.
CONSECUTIVE 100+ YARD RECEIVING GAMES.....	1/8/22-1/16/22 - Cedrick Wilson (5-119-2TDs) at Dal., Mike Evans (9-117-1TD) at TB



INDIVIDUAL WITH 3+ TD RECEPTIONS.....	10/3/21 - Tyreek Hill (11-186-3TDs) vs. KC
INDIVIDUAL WITH 2+ TD RECEPTIONS.....	12/24/22 - C. Lamb (10-120-2TDs) at Dal.
PASS PLAY OF 80+ YARDS.....	12/11/16 - 80t, Kirk Cousins to DeSean Jackson vs. Was.
PASS PLAY OF 60+ YARDS.....	11/27/22 - 63t, Jordan Love to Christian Watson vs. GB
PASS PLAY OF 40+ YARDS.....	12/24/22 - 52, D. Prescott to T. Hilton at Dal.

NOTABLE OFFENSIVE COMBINATIONS (OPPONENT)

LED TEAM IN RUSHING & RECEIVING YARDS IN SAME GAME.....	12/16/18 - Todd Gurley (12-48-2TDs rush, 10-76 rec.) at LAR
100+ YARD RUSHER & 100+ YARD RECEIVER IN SAME GAME.....	10/3/21 - Clyde Edwards-Helaire (14-102-0TD rush) & Tyreek Hill (11-186-3TDs rec.) vs. KC
100+ YARD RUSHER, 100+ YARD RECEIVER & 300+ YARD PASSER IN SAME GAME.....	12/27/20 - Ezekiel Elliott (19-105-0TD rush), Amari Cooper (4-121-0TD rec.), Michael Gallup (6-121-2TDs rec.) & Andy Dalton (30-22-377-1-3TDs) at Dal.
INDIVIDUAL WITH 1+ RUSHING TD & 1+ RECEIVING TD IN SAME GAME.....	12/27/20 - CeeDee Lamb (1-19-1TD rush, 3-65-1TD rec.) at Dal.
INDIVIDUAL WITH 1+ PASSING TD & 1+ RUSHING TD IN SAME GAME.....	12/11/22 - Daniel Jones (27-18-161-0-1TD passing, 4-26-1TD rushing) at NYG
INDIVIDUAL WITH 1+ PASSING TD & 1+ RECEIVING TD IN SAME GAME.....	11/20/16 - Russell Wilson (31-18-272-0-1TD pass, 1-15-1TD receiving) at Sea

DEFENSE (OPPONENT)

HELD OPPONENT UNDER 200 YARDS TOTAL OFFENSE.....	12/7/14 - vs. Sea. (139; 57 rushing, 82 passing)
HELD OPPONENT UNDER 300 YARDS TOTAL OFFENSE.....	11/14/22 - vs. Was. (264; 94 rushing, 170 passing)
HELD OPPONENT UNDER 50 YARDS RUSHING.....	9/15/19 - at Atl. (49)
HELD OPPONENT UNDER 75 YARDS RUSHING.....	12/4/22 - vs. Ten. (67)
HELD OPPONENT UNDER 100 YARDS RUSHING.....	12/4/22 - vs. Ten. (67)
HELD OPPONENT UNDER 100 NET YARDS PASSING.....	1/3/21 - vs. Was. (98)
HELD OPPONENT UNDER 150 NET YARDS PASSING.....	10/16/22 - vs. Dal. (132)
INTERCEPTION RETURN FOR TOUCHDOWN.....	10/2/22 - A. Cisco, 59 yards (QB J. Hurts) vs. Jax.
INDIVIDUAL WITH 3+ INTERCEPTIONS.....	12/2/07 - L. Tatupu (3) vs. Sea. (QB A.J. Feeley)
INDIVIDUAL WITH 2+ INTERCEPTIONS.....	11/1/20 - T. Diggs (2) vs. Dal. (QB C. Wentz)
FUMBLE RECOVERED FOR TOUCHDOWN.....	11/14/22 - C. Toohill 1-yard return of D. Smith fumble vs. Was.
SAFETY SCORED.....	10/10/21 - J. Hurts fumbles out of bounds in end zone at Car.
7.0+ SACKS.....	12/6/20 - at GB (7)
6.0+ SACKS.....	12/20/20 - at Ari. (6)
5.0+ SACKS.....	12/20/20 - at Ari. (6)
INDIVIDUAL WITH 3.0+ SACKS.....	11/22/20 - O. Vernon (3.0 sacks of C. Wentz) at Cle.
INDIVIDUAL WITH 2.0+ SACKS.....	12/11/22 - A. Ojulari (2.0 sacks of J. Hurts) at NYG

SPECIAL TEAMS (OPPONENT)

KICKOFF RETURN FOR TOUCHDOWN.....	9/22/19 - Jamal Agnew, 100 yards vs. Det.
KICKOFF RETURN FOR TOUCHDOWN TO START GAME.....	10/12/03 - Randal Williams, 37 yards at Dal.
PUNT RETURN FOR TOUCHDOWN.....	9/19/16 - Eddie Royal, 65 yards at Chi.
BLOCKED PUNT RECOVERED FOR TOUCHDOWN.....	12/10/17 - B. Countess returned D. Jones' blocked punt (blocked by M. Thomas) 16 yards at LAR
BLOCKED PUNT.....	12/11/22 - A. Siposs' punt is blocked by E. Smith at NYG
BLOCKED PAT.....	12/13/09 - F. Robbins, PAT attempt by D. Akers vs. NYG
BLOCKED FIELD GOAL.....	9/19/22 - P. Peterson, 41-yd attempt by J. Elliot vs. Min.
BLOCKED FIELD GOAL RETURNED FOR TOUCHDOWN.....	12/7/08 - Kevin Dockery, 71-yd. return after Justin Tuck blocked a 32-yd. att. by D.Akers at NYG
INDIVIDUAL WITH 5+ FIELD GOALS.....	10/27/13 - Josh Brown (5-5) vs. NYG
INDIVIDUAL WITH 4+ FIELD GOALS.....	11/14/22 - Joey Slye (4-4) vs. Was.
SUCCESSFUL ONSIDE KICK.....	12/6/15 - S. Gostkowski kick recovered by R. Melvin at NE (4th Q)
FAILED ONSIDE KICK ATTEMPT.....	12/11/22 - G. Gano recovered by A. Brown at NYG (4th Q)
TOUCHDOWN OFF FAKE FIELD GOAL ATTEMPT.....	12/20/1998 - Holder E. Bjornson 7-yard run at Dal.
TOUCHDOWN OFF FAKE PUNT.....	N/A



NFL STATISTICS



FRONT OFFICE & COACHING STAFF

PLAYER BIOS

ROSTER BREAKDOWN

2022 EAGLES STATISTICS

RECORD BOOK

NFL STATISTICS

OFF THE FIELD

WEEK 16 / THROUGH MONDAY, DECEMBER 26, 2022

OFFENSE	Dal.	Tenn.	Ariz.	Atl.	Car.	T.B.	Chi.	Det.
GAMES (Won-Lost)	11-4	7-8	4-11	5-10	6-9	7-8	3-12	7-8
FIRST DOWNS	311	241	293	288	245	309	256	329
Rushing	120	94	102	132	105	69	139	96
Passing	172	128	170	128	119	215	98	202
Penalty	19	19	21	28	21	25	19	31
YDS GAINED (tot)	5491	4416	4905	4737	4603	5194	4744	5633
Avg per Game	366.1	294.4	327.0	315.8	306.9	346.3	316.3	375.5
RUSHING (net)	2147	1887	1686	2412	1965	1155	2696	1810
Avg per Game	143.1	125.8	112.4	160.8	131.0	77.0	179.7	120.7
Rushes	472	424	387	490	420	341	514	416
Yards per Rush	4.5	4.5	4.4	4.9	4.7	3.4	5.2	4.4
PASSING (net)	3344	2529	3219	2325	2638	4039	2048	3823
Avg per Game	222.9	168.6	214.6	155.0	175.9	269.3	136.5	254.9
Passes Att.	477	388	597	359	405	672	329	525
Completed	312	245	389	219	239	443	203	339
Pct Completed	65.4	63.1	65.2	61.0	59.0	65.9	61.7	64.6
Yards Gained	3501	2816	3535	2534	2862	4178	2376	3965
Sacked	25	43	41	34	32	19	50	21
Yards Lost	157	287	316	209	224	139	328	142
Had intercepted	15	9	14	9	10	10	12	7
Yards Opp Ret	295	150	125	171	111	80	60	99
Opp TDs on Int	2	1	1	0	2	0	1	2
PUNTS	55	82	63	56	70	69	57	45
Avg Yards	48.9	53.4	47.1	45.4	48.5	49.0	45.7	48.6
PUNT RETURNS	22	35	32	18	31	37	21	17
Avg Return	11.9	8.6	8.1	16.2	6.7	10.2	9.0	14.6
Returned for TD	0	0	0	0	0	0	0	1
KICKOFF RETURNS	20	33	26	26	29	27	33	30
Avg Return	23.8	21.1	21.8	22.8	23.9	21.1	25.8	26.5
Returned for TD	0	0	0	1	0	0	0	0
PENALTIES	95	95	103	61	94	88	75	79
Yards Penalized	733	792	816	506	784	712	685	656
FUMBLES BY	11	19	24	19	20	15	32	15
Fumbles Lost	3	10	7	10	6	10	9	8
Opp Fumbles	25	17	22	11	14	18	23	17
Opp Fum Lost	16	4	8	6	5	7	8	8
POSS. TIME (avg)	29:26	29:00	30:17	29:18	28:16	29:12	30:16	29:41
TOUCHDOWNS	51	32	34	33	32	26	34	47
Rushing	23	16	14	14	16	4	17	19
Passing	25	14	15	15	13	21	17	26
Returns	3	2	5	4	3	1	0	2
EXTRA-PT KICKS	47/49	30/31	22/24	28/30	26/28	21/21	25/30	40/42
2-PT CONVERSIONS	0/2	1/1	5/9	3/3	1/4	1/5	1/4	4/5
FIELD GOALS/FGA	27/30	15/19	24/27	27/32	31/33	29/34	24/26	20/25
POINTS SCORED	434	269	308	315	313	266	303	392

DEFENSE	Dal.	Tenn.	Ariz.	Atl.	Car.	T.B.	Chi.	Det.
POINTS ALLOWED	303	312	391	350	337	304	393	401
OPP FIRST DOWNS	294	300	322	317	305	270	307	351
Rushing	106	86	104	124	112	89	128	124
Passing	157	189	199	179	170	160	155	198
Penalty	31	25	19	14	23	21	24	29
OPP YARDS GAINED	4987	5395	5322	5595	5171	4731	5404	6149
Avg per Game	332.5	359.7	354.8	373.0	344.7	315.4	360.3	409.9
OPP RUSHING (net)	1950	1201	1715	2002	1875	1804	2268	2188
Avg per Game	130.0	80.1	114.3	133.5	125.0	120.3	151.2	145.9
Rushes	432	344	375	453	431	401	465	427
Yards per Rush	4.5	3.5	4.6	4.4	4.4	4.5	4.9	5.1
OPP PASSING (net)	3037	4194	3607	3593	3296	2927	3136	3961
Avg per Game	202.5	279.6	240.5	239.5	219.7	195.1	209.1	264.1
Passes Att.	492	598	547	487	510	503	419	512
Completed	314	390	380	326	334	322	274	329
Pct Completed	63.8	65.2	69.5	66.9	65.5	64.0	65.4	64.3
Sacked	49	37	31	19	31	41	18	30
Yards Lost	329	247	227	139	199	300	108	205
INTERCEPTED BY	14	12	11	10	10	9	13	10
Yards Returned	60	119	246	124	189	140	191	129
Returned for TD	0	1	3	1	2	1	0	1
OPP PUNT RETURNS	25	54	35	23	27	30	27	25
Avg return	8.1	10.6	9.0	9.7	8.6	12.3	9.7	10.6
OPP KICKOFF RET	19	28	18	19	33	32	32	29
Avg return	24.1	18.7	20.4	22.2	22.4	25.8	25.7	20.8
OPP TOUCHDOWNS	31	36	45	38	39	35	49	49
Rushing	8	8	17	15	16	11	27	22
Passing	21	26	26	23	21	24	18	24
Returns	2	2	2	0	2	0	4	3

WEEK 16 / THROUGH MONDAY, DECEMBER 26, 2022

OFFENSE	Clev.	Wash.	Denv.	K.C.	Ind.	NY-G	Jax	Hou.
GAMES (Won-Lost)	6-9	7-7-1	4-11	12-3	4-10-1	8-6-1	7-8	2-12-1
FIRST DOWNS	316	306	257	365	271	308	319	246
Rushing	129	110	87	91	77	130	105	84
Passing	164	169	146	245	173	150	188	135
Penalty	23	27	24	29	21	28	26	27
YDS GAINED (tot)	5326	5046	4749	6309	4648	4998	5516	4183
Avg per Game	355.1	336.4	316.6	420.6	309.9	333.2	367.7	278.9
RUSHING (net)	2210	1856	1613	1756	1542	2173	1928	1333
Avg per Game	147.3	123.7	107.5	117.1	102.8	144.9	128.5	88.9
Rushes	480	460	384	373	379	462	405	354
Yards per Rush	4.6	4.0	4.2	4.7	4.1	4.7	4.8	3.8
PASSING (net)	3116	3190	3136	4553	3106	2825	3588	2850
Avg per Game	207.7	212.7	209.1	303.5	207.1	188.3	239.2	190.0
Passes Att.	493	507	509	583	542	456	535	495
Completed	307	317	306	388	358	304	352	303
Pct Completed	62.3	62.5	60.1	66.6	66.1	66.7	65.8	61.2
Yards Gained	3311	3471	3502	4720	3504	3086	3755	3120
Sacked	32	42	57	24	56	47	25	35
Yards Lost	195	281	366	167	398	261	167	270
Had intercepted	10	12	13	11	17	6	7	17
Yards Opp Ret	129	141	230	70	227	73	59	277
Opp TDs on Int	0	1	2	0	2	0	0	3
PUNTS	53	74	86	44	65	68	49	78
Avg Yards	48.6	47.0	46.2	50.3	44.1	46.4	49.8	48.5
PUNT RETURNS	29	36	32	33	32	29	23	35
Avg Return	9.8	7.4	8.5	6.7	8.6	6.2	7.0	9.4
Returned for TD	1	0	0	0	0	0	0	0
KICKOFF RETURNS	35	37	23	36	35	22	24	17
Avg Return	23.6	21.8	17.4	19.2	28.4	20.5	24.0	23.2
Returned for TD	0	0	0	0	0	0	0	0
PENALTIES	90	85	107	77	80	95	84	74
Yards Penalized	780	771	911	764	724	741	619	558
FUMBLES BY	14	20	22	20	33	18	17	19
Fumbles Lost	9	7	7	10	13	9	12	7
Opp Fumbles	23	15	19	13	17	28	20	25
Opp Fum Lost	8	8	5	7	9	13	11	10
POSS. TIME (avg)	32:01	32:48	29:08	30:24	29:39	30:14	30:07	28:26
TOUCHDOWNS	37	32	22	53	23	33	39	25
Rushing	19	7	8	14	7	18	13	7
Passing	14	23	14	37	14	14	24	17
Returns	4	2	0	2	2	1	2	1
EXTRA-PT KICKS	30/32	21/24	18/20	43/48	18/18	26/28	30/31	21/21
2-PT CONVERSIONS	1/3	2/7	1/2	3/4	1/5	3/5	4/7	0/4
FIELD GOALS/FGA	23/31	22/25	26/34	23/30	30/36	27/30	27/32	27/29
POINTS SCORED	323	285	232	438	248	311	353	254

DEFENSE	Clev.	Wash.	Denv.	K.C.	Ind.	NY-G	Jax	Hou.
POINTS ALLOWED	343	313	304	332	357	339	331	358
OPP FIRST DOWNS	289	260	281	295	300	333	318	327
Rushing	112	90	103	90	110	118	107	134
Passing	147	142	145	182	160	182	188	173
Penalty	30	28	33	23	30	33	23	20
OPP YARDS GAINED	5038	4695	4714	4993	4924	5495	5417	5717
Avg per Game	335.9	313.0	314.3	332.9	328.3	366.3	361.1	381.1
OPP RUSHING (net)	2015	1716	1761	1607	1833	2188	1720	2529
Avg per Game	134.3	114.4	117.4	107.1	122.2	145.9	114.7	168.6
Rushes	414	384	400	370	451	408	410	511
Yards per Rush	4.9	4.5	4.4	4.3	4.1	5.4	4.2	4.9
OPP PASSING (net)	3023	2979	2953	3386	3091	3307	3697	3188
Avg per Game	201.5	198.6	196.9	225.7	206.1	220.5	246.5	212.5
Passes Att.	462	458	519	545	473	506	528	458
Completed	286	285	333	360	322	312	340	291
Pct Completed	61.9	62.2	64.2	66.1	68.1	61.7	64.4	63.5
Sacked	30	37	35	45	43	36	29	35
Yards Lost	186	255	240	317	257	232	171	197
INTERCEPTED BY	8	8	14	9	8	4	13	12
Yards Returned	57	39	89	200	103	45	203	195
Returned for TD	1	1	0	2	1	0	2	0
OPP PUNT RETURNS	22	29	40	17	25	26	27	39
Avg return	12.9	6.8	7.8	7.7	7.0	9.5	6.9	9.0
OPP KICKOFF RET	26	12	21	31	31	26	34	32
Avg return	22.2	23.0	21.2	23.4	23.4	25.2	20.9	18.6
OPP TOUCHDOWNS	38	34	28	39	41	35	38	40
Rushing	19	10	11	8	18	15	14	21
Passing	19	22	14	31	20	20	24	13
Returns	0	2	3	0	3	0	0	6

WEEK 16 / THROUGH MONDAY, DECEMBER 26, 2022

OFFENSE	Miami	N.E.	N.O.	Phil.	Pitt.	Balt.	NY-J	Sea.
GAMES (Won-Lost)	8-7	7-8	6-9	13-2	7-8	10-5	7-8	7-8
FIRST DOWNS	304	254	270	351	300	302	263	304
Rushing	80	90	88	148	106	154	73	87
Passing	198	144	164	175	170	129	168	186
Penalty	26	20	18	28	24	19	22	31
YDS GAINED (tot)	5562	4758	5057	5959	4800	5134	4943	5228
Avg per Game	370.8	317.2	337.1	397.3	320.0	342.3	329.5	348.5
RUSHING (net)	1438	1629	1710	2307	1731	2490	1573	1647
Avg per Game	95.9	108.6	114.0	153.8	115.4	166.0	104.9	109.8
Rushes	331	381	398	495	422	471	368	351
Yards per Rush	4.3	4.3	4.3	4.7	4.1	5.3	4.3	4.7
PASSING (net)	4124	3129	3347	3652	3069	2644	3370	3581
Avg per Game	274.9	208.6	223.1	243.5	204.6	176.3	224.7	238.7
Passes Att.	513	467	463	469	515	423	548	513
Completed	324	312	303	312	336	267	316	362
Pct Completed	63.2	66.8	65.4	66.5	65.2	63.1	57.7	70.6
Yards Gained	4348	3368	3569	3861	3298	2786	3651	3886
Sacked	32	37	30	35	35	33	38	39
Yards Lost	224	239	222	209	229	142	281	305
Had intercepted	13	11	13	7	14	10	12	10
Yards Opp Ret	125	109	233	98	118	53	253	156
Opp TDs on Int	0	0	3	1	0	0	0	1
PUNTS	53	71	66	48	64	50	75	57
Avg Yards	46.4	41.8	46.8	44.4	44.2	46.0	46.9	49.1
PUNT RETURNS	16	34	24	32	24	18	17	12
Avg Return	6.1	11.3	9.4	8.9	5.8	11.3	11.9	6.4
Returned for TD	0	1	0	0	0	0	0	0
KICKOFF RETURNS	26	31	26	29	23	23	29	28
Avg Return	18.1	24.3	21.8	22.3	20.9	22.8	21.2	24.1
Returned for TD	0	0	0	0	0	1	0	0
PENALTIES	97	96	94	78	84	73	83	97
Yards Penalized	763	782	806	603	648	626	802	809
FUMBLES BY	15	22	22	21	13	19	18	17
Fumbles Lost	6	9	10	10	4	6	8	11
Opp Fumbles	18	22	13	22	13	18	16	23
Opp Fum Lost	6	9	7	10	3	10	4	10
POSS. TIME (avg)	28:38	28:50	29:03	31:00	31:02	31:41	29:11	28:06
TOUCHDOWNS	43	33	34	57	25	32	29	41
Rushing	11	12	11	31	14	13	13	12
Passing	28	14	23	24	10	18	15	27
Returns	4	7	0	2	1	1	1	2
EXTRA-PT KICKS	38/41	28/30	30/30	51/53	23/23	29/30	28/29	38/39
2-PT CONVERSIONS	0/2	1/3	3/4	2/4	2/2	2/2	0/0	0/2
FIELD GOALS/FGA	23/28	30/35	21/27	16/19	29/38	32/38	26/31	27/28
POINTS SCORED	365	318	303	445	264	321	284	365

DEFENSE	Miami	N.E.	N.O.	Phil.	Pitt.	Balt.	NY-J	Sea.
POINTS ALLOWED	370	291	325	308	319	272	282	379
OPP FIRST DOWNS	311	275	294	288	281	286	273	313
Rushing	95	78	110	101	84	76	99	119
Passing	182	169	146	165	177	185	149	167
Penalty	34	28	38	22	20	25	25	27
OPP YARDS GAINED	5307	4814	4836	4528	5070	4905	4640	5601
Avg per Game	353.8	320.9	322.4	301.9	338.0	327.0	309.3	373.4
OPP RUSHING (net)	1637	1617	1980	1810	1584	1313	1708	2333
Avg per Game	109.1	107.8	132.0	120.7	105.6	87.5	113.9	155.5
Rushes	381	389	436	390	392	345	422	480
Yards per Rush	4.3	4.2	4.5	4.6	4.0	3.8	4.0	4.9
OPP PASSING (net)	3670	3197	2856	2718	3486	3592	2932	3268
Avg per Game	244.7	213.1	190.4	181.2	232.4	239.5	195.5	217.9
Passes Att.	558	525	489	492	492	524	496	475
Completed	378	321	299	307	299	354	309	307
Pct Completed	67.7	61.1	61.1	62.4	60.8	67.6	62.3	64.6
Sacked	37	50	40	61	32	44	40	36
Yards Lost	259	313	240	433	220	277	259	236
INTERCEPTED BY	8	16	4	16	17	14	12	11
Yards Returned	115	312	43	173	137	105	69	110
Returned for TD	0	4	0	2	1	0	0	1
OPP PUNT RETURNS	26	29	24	22	22	20	30	30
Avg return	10.5	8.6	9.3	8.4	5.9	6.9	11.8	5.9
OPP KICKOFF RET	25	45	21	27	40	23	11	35
Avg return	28.1	22.6	23.2	25.7	24.4	20.7	20.6	20.7
OPP TOUCHDOWNS	42	32	34	36	34	28	29	45
Rushing	15	6	14	13	7	10	14	20
Passing	25	23	16	21	26	18	13	23
Returns	2	3	4	2	1	0	2	2

WEEK 16 / THROUGH MONDAY, DECEMBER 26, 2022

OFFENSE	S.F.	L.V.	Minn.	G.B.	LA-R	LA-C	Buff.	Cin.
GAMES (Won-Lost)	11-4	6-9	12-3	7-8	5-10	9-6	12-3	11-4
FIRST DOWNS	299	293	336	297	267	309	349	342
Rushing	112	106	77	101	77	80	120	94
Passing	163	165	216	167	168	203	202	209
Penalty	24	22	43	29	22	26	27	39
YDS GAINED (tot)	5451	5214	5317	5139	4223	5325	6034	5511
Avg per Game	363.4	347.6	354.5	342.6	281.5	355.0	402.3	367.4
RUSHING (net)	2021	1825	1418	1847	1349	1273	2142	1473
Avg per Game	134.7	121.7	94.5	123.1	89.9	84.9	142.8	98.2
Rushes	440	371	346	395	357	351	405	379
Yards per Rush	4.6	4.9	4.1	4.7	3.8	3.6	5.3	3.9
PASSING (net)	3430	3389	3899	3292	2874	4052	3892	4038
Avg per Game	228.7	225.9	259.9	219.5	191.6	270.1	259.5	269.2
Passes Att.	457	516	604	509	486	636	543	568
Completed	301	314	398	330	323	431	342	393
Pct Completed	65.9	60.9	65.9	64.8	66.5	67.8	63.0	69.2
Yards Gained	3587	3598	4215	3517	3227	4254	4037	4305
Sacked	27	29	45	29	51	38	31	42
Yards Lost	157	209	316	225	353	202	145	267
Had intercepted	8	14	11	11	14	10	13	12
Yards Opp Ret	75	139	160	71	239	140	145	119
Opp TDs on Int	0	2	1	1	2	1	0	2
PUNTS	54	55	71	50	62	64	43	52
Avg Yards	43.8	48.7	46.9	43.9	47.2	42.9	47.0	44.5
PUNT RETURNS	31	25	24	29	22	24	27	31
Avg Return	10.8	5.9	6.8	8.7	7.3	11.5	10.0	10.6
Returned for TD	0	0	0	0	0	0	0	0
KICKOFF RETURNS	23	31	31	42	32	27	32	27
Avg Return	22.5	20.7	25.1	24.3	20.2	19.0	21.0	20.3
Returned for TD	0	0	1	0	0	0	0	0
PENALTIES	83	101	74	82	70	74	90	78
Yards Penalized	649	836	613	682	598	582	689	588
FUMBLES BY	16	14	13	24	15	16	22	10
Fumbles Lost	8	3	6	9	7	7	11	5
Opp Fumbles	19	14	20	15	15	18	23	19
Opp Fum Lost	9	7	10	6	6	8	10	9
POSS. TIME (avg)	31:48	30:00	29:14	31:09	29:55	30:30	29:44	31:58
TOUCHDOWNS	44	38	45	36	30	35	48	47
Rushing	16	11	16	10	13	13	15	13
Passing	25	24	27	25	16	21	32	34
Returns	3	3	2	1	1	1	1	0
EXTRA-PT KICKS	42/44	30/31	36/41	31/33	29/30	34/34	43/45	37/41
2-PT CONVERSIONS	0/0	0/4	3/4	2/3	0/0	1/1	2/3	3/6
FIELD GOALS/FGA	23/27	30/33	22/27	20/23	24/26	28/30	27/31	22/27
POINTS SCORED	375	348	378	313	281	332	420	391

DEFENSE	S.F.	L.V.	Minn.	G.B.	LA-R	LA-C	Buff.	Cin.
POINTS ALLOWED	230	350	373	334	334	343	263	306
OPP FIRST DOWNS	251	312	326	282	287	284	293	275
Rushing	62	105	100	118	86	101	97	95
Passing	167	182	205	138	181	161	168	161
Penalty	22	25	21	26	20	22	28	19
OPP YARDS GAINED	4355	5413	6034	5052	4965	5136	4765	4985
Avg per Game	290.3	360.9	402.3	336.8	331.0	342.4	317.7	332.3
OPP RUSHING (net)	1125	1749	1812	2166	1567	2107	1566	1596
Avg per Game	75.0	116.6	120.8	144.4	104.5	140.5	104.4	106.4
Rushes	337	405	408	434	388	395	364	380
Yards per Rush	3.3	4.3	4.4	5.0	4.0	5.3	4.3	4.2
OPP PASSING (net)	3230	3664	4222	2886	3398	3029	3199	3389
Avg per Game	215.3	244.3	281.5	192.4	226.5	201.9	213.3	225.9
Passes Att.	532	529	563	409	494	462	530	515
Completed	346	359	378	269	332	286	336	310
Pct Completed	65.0	67.9	67.1	65.8	67.2	61.9	63.4	60.2
Sacked	41	25	36	31	35	35	39	26
Yards Lost	292	171	219	181	242	249	279	153
INTERCEPTED BY	15	5	13	14	14	13	14	11
Yards Returned	189	141	158	231	212	162	120	124
Returned for TD	2	1	0	1	1	1	1	0
OPP PUNT RETURNS	15	24	35	19	31	17	13	24
Avg return	9.1	11.2	7.7	10.0	10.4	3.4	9.2	10.8
OPP KICKOFF RET	47	27	29	52	14	15	44	35
Avg return	21.4	19.8	24.2	22.7	22.6	21.1	20.2	21.2
OPP TOUCHDOWNS	27	40	38	38	34	38	29	31
Rushing	9	15	15	16	10	15	10	11
Passing	16	22	21	20	20	21	18	17
Returns	2	3	2	2	4	2	1	3

WEEK 16 / THROUGH MONDAY, DECEMBER 26, 2022

OFFENSE	NFL/Avg
GAMES (Won-Lost)	---
FIRST DOWNS	296.9
Rushing	102.0
Passing	169.7
Penalty	25.3
YDS GAINED (tot)	5129.8
Avg per Game	342.0
RUSHING (net)	1813.8
Avg per Game	120.9
Rushes	406.9
Yards per Rush	4.5
PASSING (net)	3316.0
Avg per Game	221.1
Passes Att.	503.2
Completed	324.6
Pct Completed	64.5
Yards Gained	3554.5
Sacked	36.1
Yards Lost	238.5
Had intercepted	11.3
Yards Opp Ret	141.6
Opp TDs on Int	1.0
PUNTS	60.9
Avg Yards	46.8
PUNT RETURNS	26.6
Avg Return	9.0
Returned for TD	0.1
KICKOFF RETURNS	28.5
Avg Return	22.4
Returned for TD	0.1
PENALTIES	85.5
Yards Penalized	707.1
FUMBLES BY	18.6
Fumbles Lost	8.1
Opp Fumbles	18.6
Opp Fum Lost	8.1
POSS. TIME (avg)	30:00
TOUCHDOWNS	36.6
Rushing	13.8
Passing	20.8
Returns	2.0
EXTRA POINTS(tot)	94%
Kicks Made/2Pt	47%
FIELD GOALS/FGA	25/29
POINTS SCORED	329.6

DEFENSE	NFL/Avg
POINTS ALLOWED	329.6
OPP FIRST DOWNS	296.9
Rushing	102.0
Passing	169.7
Penalty	25.3
OPP YARDS GAINED	5129.8
Avg per Game	342.0
OPP RUSHING(net)	1813.8
Avg per Game	120.9
Rushes	406.9
Yards per Rush	4.5
OPP PASSING(net)	3316.0
Avg per Game	221.1
Passes Att.	503.2
Completed	324.6
Pct Completed	64.5
Sacked	36.1
Yards Lost	238.5
INTERCEPTED BY	11.3
Yards Returned	141.6
Returned for TD	1.0
OPP PUNT RETURNS	26.6
Avg return	9.0
OPP KICKOFF RET	28.5
Avg return	22.4
OPP TOUCHDOWNS	36.6
Rushing	13.8
Passing	20.8
Returns	2.0

WEEK 16 / THROUGH MONDAY, DECEMBER 26, 2022**TEAM RANKINGS****American Football Conference****Offense****Defense**

	Total	Rush	Pass	Total	Rush	Pass
Balt.	9	1	15	5	2	12
Buff.	2	3	5	3	3	8
Cin.	5	13	4	7	5	10
Cleve.	6	2	11	9	14	3
Denver	13	10	9	2	12	2
Hou.	16	15	14	16	16	6
Ind.	14	12	12	6	13	5
Jax	4	4	6	15	10	15
K.C.	*1	7	*1	8	6	9
L.V.	8	6	7	14	11	13
L.A.-C	7	16	3	11	15	4
Miami	3	14	2	12	8	14
N.E.	12	9	10	4	7	7
Jets	10	11	8	1	9	1
Pitt.	11	8	13	10	4	11
Tenn.	15	5	16	13	1	16

	Total	Rush	Pass	Total	Rush	Pass
Balt.	9	1	15	5	2	12
Buff.	2	3	5	3	3	8
Cin.	5	13	4	7	5	10
Cleve.	6	2	11	9	14	3
Denver	13	10	9	2	12	2
Hou.	16	15	14	16	16	6
Ind.	14	12	12	6	13	5
Jax	4	4	6	15	10	15
K.C.	*1	7	*1	8	6	9
L.V.	8	6	7	14	11	13
L.A.-C	7	16	3	11	15	4
Miami	3	14	2	12	8	14
N.E.	12	9	10	4	7	7
Jets	10	11	8	1	9	1
Pitt.	11	8	13	10	4	11
Tenn.	15	5	16	13	1	16

National Football Conference**Offense****Defense**

	Total	Rush	Pass	Total	Rush	Pass
Ariz.	12	12	10	10	3	14
Atl.	14	2	15	13	11	13
Car.	15	7	14	9	8	10
Chi.	13	*1	16	11	15	7
Dallas	3	5	8	7	9	6
Det.	2	10	3	16	13T	15
G.B.	8	9	9	8	12	3
Rams	16	15	12	6	2	12
Minn.	5	14	2	15	7	16
N.O.	9	11	7	5	10	2
Giants	11	4	13	12	13T	11
Phil.	1	3	4	2	6	*1
S.F.	4	6	6	*1	*1	8
Sea.	6	13	5	14	16	9
T.B.	7	16	1	4	5	4
Wash.	10	8	11	3	4	5

	Total	Rush	Pass	Total	Rush	Pass
Ariz.	12	12	10	10	3	14
Atl.	14	2	15	13	11	13
Car.	15	7	14	9	8	10
Chi.	13	*1	16	11	15	7
Dallas	3	5	8	7	9	6
Det.	2	10	3	16	13T	15
G.B.	8	9	9	8	12	3
Rams	16	15	12	6	2	12
Minn.	5	14	2	15	7	16
N.O.	9	11	7	5	10	2
Giants	11	4	13	12	13T	11
Phil.	1	3	4	2	6	*1
S.F.	4	6	6	*1	*1	8
Sea.	6	13	5	14	16	9
T.B.	7	16	1	4	5	4
Wash.	10	8	11	3	4	5

National Football League**Offense****Defense**

	Total	Rush	Pass	Total	Rush	Pass
Ariz.	22	20	18	22	12	26
Atl.	27	3	31	28	24	25
Balt.	17	2	28	10	3	24
Buff.	2	8	7	7	4	15
Car.	29	10	29	20	21	18
Chi.	26	*1	32	24	30	12
Cin.	7	26	5	13	7	21
Cleve.	10	5	22	16	25	8
Dallas	8	7	16	14	22	10
Denver	25	23	20	5	16	6
Det.	4	16	8	32	28T	30
G.B.	16	14	17	17	27	3
Hou.	32	30	26	30	32	13
Ind.	28	25	23	11	20	11
Jax	6	11	10	26	14	29
K.C.	*1	17	*1	15	8	20
L.V.	14	15	13	25	15	27
L.A.-C	11	31	3	19	26	9
Rams	31	29	25	12	5	22
Miami	5	27	2	21	10	28
Minn.	12	28	6	31	19	32
N.E.	24	22	21	8	9	14
N.O.	18	19	15	9	23	2
Giants	20	6	27	27	28T	19
Jets	21	24	14	3	11	5
Phil.	3	4	9	2	18	*1
Pitt.	23	18	24	18	6	23
S.F.	9	9	12	*1	*1	16
Sea.	13	21	11	29	31	17
T.B.	15	32	4	6	17	4
Tenn.	30	12	30	23	2	31
Wash.	19	13	19	4	13	7

	Total	Rush	Pass	Total	Rush	Pass
Ariz.	22	20	18	22	12	26
Atl.	27	3	31	28	24	25
Balt.	17	2	28	10	3	24
Buff.	2	8	7	7	4	15
Car.	29	10	29	20	21	18
Chi.	26	*1	32	24	30	12
Cin.	7	26	5	13	7	21
Cleve.	10	5	22	16	25	8
Dallas	8	7	16	14	22	10
Denver	25	23	20	5	16	6
Det.	4	16	8	32	28T	30
G.B.	16	14	17	17	27	3
Hou.	32	30	26	30	32	13
Ind.	28	25	23	11	20	11
Jax	6	11	10	26	14	29
K.C.	*1	17	*1	15	8	20
L.V.	14	15	13	25	15	27
L.A.-C	11	31	3	19	26	9
Rams	31	29	25	12	5	22
Miami	5	27	2	21	10	28
Minn.	12	28	6	31	19	32
N.E.	24	22	21	8	9	14
N.O.	18	19	15	9	23	2
Giants	20	6	27	27	28T	19
Jets	21	24	14	3	11	5
Phil.	3	4	9	2	18	*1
Pitt.	23	18	24	18	6	23
S.F.	9	9	12	*1	*1	16
Sea.	13	21	11	29	31	17
T.B.	15	32	4	6	17	4
Tenn.	30	12	30	23	2	31
Wash.	19	13	19	4	13	7

T = Tied for position*** = League Leader**

WEEK 16 / THROUGH MONDAY, DECEMBER 26, 2022

NFL / TEAM/OFFENSE RANK

Tm	(A)	(B)	(C)	(D)	(E)	(F)	(G)	(H)	(I)	(J)	(K)	(L)	(M)	(N)	(O)	(P)	(Q)
BAL	17	13	2	2	28	23	18	22	16	11	23	6	14	22	19	15	19t
BUF	2	3	8	1	7	7	20	8	3	1	12	11	23	14	11	4	12
CIN	7	12	26	28	5	9	12	18	4	4	32	9	27	25	31	6	24t
CLE	10	20	5	13	22	18	11	13	8	20	9	12	11	8	18	14	32
DEN	25	27	23	23	20	27	24	31	27	32	18t	20	32	21	13	32	30
HOU	32	31	30	30	26	29	31	17	30	30	10	13	12	10	9	30	4
IND	28	30	25	26	23	31	29	28	23	29	28t	18	1	28	23	31	22
JAC	6	8	11	6	10	11	1	4	7	9	15	24	8	3	5	11	17t
KC	1	1	17	7	1	2	9	3	1	2	4	26	29	2	1	2	29
LV	14	9	15	5	13	12	25	6	20t	18	5	31	25	7	6	12	7
LAC	11	21	31	31	3	16	6	10	10t	10	16	5	30	31	16	13	3
MIA	5	2	27	19	2	1	23	11	14t	22	14	30	31	19	24	9t	23
NE	24	15	22	21	21	13	17	24	29	26	31	7	6	32	32	16	14
NYJ	21	22	24	22	14	24	14	16	26	28	25	3	20	16	27	25	21
PIT	23	28	18	24	24	26	26	14	17	8	2t	32	24	27	22	29	31
TEN	30	24	12	16	30	20	15	30	32	24	17	19	22	1	3	27	27
ARI	22	29	20	17	18	32	16	15	20t	27	20	21	17t	13	20	21	10
ATL	27	17	3	4	31	19	22	26	22	12	27	1	13	24	21	17	17t
CAR	29	16	10	10	29	15	21	23	31	31	6	27	9	11	4	18t	2
CHI	26	19	1	3	32	28	32	32	28	7	28t	15	3	23	26	22t	5t
DAL	8	11	7	15	16	8	30	5	9	5	7	4	10	6	8	3	8t
DET	4	6	16	18	8	5	3	2	6	13	13	2	2	9	14	5	26
GB	16	14	14	11	17	14	13	7	19	19	26	17	5	29	28	18t	13
LAR	31	32	29	29	25	30	28	29	25	16	1	23	28	12	15	26	5t
MIN	12	18	28	25	6	17	8	19	5	15	21t	25	4	17	10	7	24t
NO	18	10	19	20	15	6	27	12	24	14	30	14	17t	18	12	22t	28
NYG	20	23	6	8	27	25	2	27	12	23	21t	29	26	20	25	20	8t
PHI	3	4	4	12	9	3	5	20	2	3	2t	16	16	26	30	1	19t
SF	9	5	9	14	12	4	7	9	18	6	24	8	15	30	29	8	16
SEA	13	7	21	9	11	10	10	21	14t	17	8	28	7	4	2	9t	1
TB	15	25	32	32	4	21	4	1	10t	21	11	10	21	5	17	28	15
WAS	19	26	13	27	19	22	19	25	13	25	18t	22	19	15	7	24	11

Team/Offense Rank

- (A) Total Yards per Game
- (B) Yards per Play
- (C) Rushing Yards per Game
- (D) Rushing Yards per Attempt
- (E) Passing Net Yards per Game
- (F) Passing Net Yards per Play
- (G) Passing, Percent Had Intercepted
- (H) Sacks per Pass Play
- (I) First Downs per Game
- (J) Third Down Efficiency
- (K) Fourth Down Efficiency
- (L) Punt Return Average
- (M) Kickoff Return Average
- (N) Gross Punting Average
- (O) Net Punting Average
- (P) Points per Game
- (Q) Field Goal Percentage

WEEK 16 / THROUGH MONDAY, DECEMBER 26, 2022

NFL / OPPONENT/DEFENSE RANK

Tm	(A)	(B)	(C)	(D)	(E)	(F)	(G)	(H)	(I)	(J)	(K)	(L)	(M)	(N)	(O)	(P)	(Q)	(R)	(S)
BAL	10	14	3	3	24	20	11	5	11	2	31	5	7	12	13	3	8	7	12
BUF	7	9	4	12	15	8	12	16	15	11	20	18	4	18	15	2	4	1	3
CIN	13	15	7	10	21	19	18	29	5t	19t	7t	28	12	24	14	9	10	6	5
CLE	16	20	25	26	8	16	26	22	14	8	7t	32	16	8	4	21t	12	17	10
DEN	5	4	16	16	6	2	10	19	7t	4	28	10	13	32	32	7t	32	28	17
HOU	30	25	32	28	13	23	13	12	30	19t	26	16	1	20	9	26	18	31	32
IND	11	8	20	7	11	11	27	4	19t	7	14t	7	23	16	16	25	28	32	21
JAC	26	22	14	9	29	27	14	28	27	29	1t	6	10	10	12	15	30	9	15
KC	15	11	8	14	20	10	28	6	18	12	27	8	24	19	23	16	24t	5	2
LV	25	23	15	13	27	26	30	30	24	22	21t	29	3	22	26	23t	2	12	19
LAC	19	26	26	31	9	14	9	15	10	18	3	1	11	30	28	21t	6	15	14
MIA	21	17	10	11	28	17	29	20	23	25	14t	25	32	1	20	27	31	13	11
NE	8	5	9	8	14	6	5	3	5t	21	1t	13	19	4	1	5	13t	8	18
NYJ	3	3	11	6	5	5	15	10	4	15t	6	30	6	3	5	4	5	11	9
PIT	18	19	6	5	23	28	1	21	7t	17	29t	3	27	14	17	13	20t	27	20
TEN	23	18	2	2	31	25	21	24	19t	1	32	27	2	6	6	11	27	25	31
ARI	22	21	12	23	26	18	20	27	28	26	19	15	5	25	18	30	29	29	23
ATL	28	29	24	17	25	30	19	32	26	30	12	22	15	5	3	23t	20t	23	30
CAR	20	12	21	15	18	13	22	25	21	27	4t	14	17	9	10	19	9	20	26
CHI	24	30	30	27	12	31	4	31	22	32	7t	21	30	29	25	31	1	30	27
DAL	14	10	22	21	10	7	6	2	16t	13	21t	11	25	11	8	6	22	4	6
DET	32	32	28t	30	30	32	23	26	32	31	24	26	9	15	2	32	11	14	25
GB	17	27	27	29	3	24	2	13	9	10	18	23	20	13	11	17t	13t	18	16
LAR	12	16	5	4	22	22	7	18	12	23	29t	24	18	27	24	17t	26	26	29
MIN	31	31	19	18	32	29	17	23	29	9	10	9	26	7	19	28	13t	10	28
NO	9	7	23	22	2	4	31	7	16t	24	13	19	22	2	7	14	24t	19	13
NYG	27	28	28t	32	19	15	32	17	31	5	25	20	28	17	22	20	16	21t	24
PHI	2	2	18	24	1	1	3	1	13	14	23	12	29	31	31	10	17	3	1
SF	1	1	1	1	16	9	8	11	1	15t	11	17	14	26	21	1	3	2	4
SEA	29	24	31	25	17	21	16	14	25	28	4t	2	8	21	30	29	7	16	22
TB	6	6	17	20	4	3	24	8	3	6	17	31	31	28	27	7t	19	24	7
WAS	4	13	13	19	7	12	25	9	2	3	14t	4	21	23	29	12	23	21t	8

Opponent/Defense Rank

- (A) Total Yards per Game
 - (B) Yards per Play
 - (C) Rushing Yards per Game
 - (D) Rushing Yards per Attempt
 - (E) Passing Net Yards per Game
 - (F) Passing Net Yards per Play
 - (G) Passing, Percent Had Intercepted
 - (H) Sacks per Pass Play
 - (I) First Downs per Game
 - (J) Third Down Efficiency
 - (K) Fourth Down Efficiency
 - (L) Punt Return Average
 - (M) Kickoff Return Average
 - (N) Gross Punting Average
 - (O) Net Punting Average
 - (P) Points per Game
 - (Q) Field Goal Percentage
- Combined Offense/Defense Rank
- (R) Points per Game Differential
 - (S) Net Yards per Game Differential

WEEK 16 / THROUGH MONDAY, DECEMBER 26, 2022**NFL / TOTAL OFFENSE**

Rank	Team	Total	Rushing	Passing	Total	Rushing	Passing
1)	Kansas City	6309	1756	4553	420.6	117.1	303.5
2)	Buffalo	6034	2142	3892	402.3	142.8	259.5
3)	Philadelphia	5959	2307	3652	397.3	153.8	243.5
4)	Detroit	5633	1810	3823	375.5	120.7	254.9
5)	Miami	5562	1438	4124	370.8	95.9	274.9
6)	Jacksonville	5516	1928	3588	367.7	128.5	239.2
7)	Cincinnati	5511	1473	4038	367.4	98.2	269.2
8)	Dallas	5491	2147	3344	366.1	143.1	222.9
9)	San Francisco	5451	2021	3430	363.4	134.7	228.7
10)	Cleveland	5326	2210	3116	355.1	147.3	207.7
11)	L.A. Chargers	5325	1273	4052	355.0	84.9	270.1
12)	Minnesota	5317	1418	3899	354.5	94.5	259.9
13)	Seattle	5228	1647	3581	348.5	109.8	238.7
14)	Las Vegas	5214	1825	3389	347.6	121.7	225.9
15)	Tampa Bay	5194	1155	4039	346.3	77.0	269.3
16)	Green Bay	5139	1847	3292	342.6	123.1	219.5
17)	Baltimore	5134	2490	2644	342.3	166.0	176.3
18)	New Orleans	5057	1710	3347	337.1	114.0	223.1
19)	Washington	5046	1856	3190	336.4	123.7	212.7
20)	N.Y. Giants	4998	2173	2825	333.2	144.9	188.3
21)	N.Y. Jets	4943	1573	3370	329.5	104.9	224.7
22)	Arizona	4905	1686	3219	327.0	112.4	214.6
23)	Pittsburgh	4800	1731	3069	320.0	115.4	204.6
24)	New England	4758	1629	3129	317.2	108.6	208.6
25)	Denver	4749	1613	3136	316.6	107.5	209.1
26)	Chicago	4744	2696	2048	316.3	179.7	136.5
27)	Atlanta	4737	2412	2325	315.8	160.8	155.0
28)	Indianapolis	4648	1542	3106	309.9	102.8	207.1
29)	Carolina	4603	1965	2638	306.9	131.0	175.9
30)	Tennessee	4416	1887	2529	294.4	125.8	168.6
31)	L.A. Rams	4223	1349	2874	281.5	89.9	191.6
32)	Houston	4183	1333	2850	278.9	88.9	190.0

NFL / TOTAL DEFENSE

Rank	Team	Total	Rushing	Passing	Total	Rushing	Passing
1)	San Francisco	4355	1125	3230	290.3	75.0	215.3
2)	Philadelphia	4528	1810	2718	301.9	120.7	181.2
3)	N.Y. Jets	4640	1708	2932	309.3	113.9	195.5
4)	Washington	4695	1716	2979	313.0	114.4	198.6
5)	Denver	4714	1761	2953	314.3	117.4	196.9
6)	Tampa Bay	4731	1804	2927	315.4	120.3	195.1
7)	Buffalo	4765	1566	3199	317.7	104.4	213.3
8)	New England	4814	1617	3197	320.9	107.8	213.1
9)	New Orleans	4836	1980	2856	322.4	132.0	190.4
10)	Baltimore	4905	1313	3592	327.0	87.5	239.5
11)	Indianapolis	4924	1833	3091	328.3	122.2	206.1
12)	L.A. Rams	4965	1567	3398	331.0	104.5	226.5
13)	Cincinnati	4985	1596	3389	332.3	106.4	225.9
14)	Dallas	4987	1950	3037	332.5	130.0	202.5
15)	Kansas City	4993	1607	3386	332.9	107.1	225.7
16)	Cleveland	5038	2015	3023	335.9	134.3	201.5
17)	Green Bay	5052	2166	2886	336.8	144.4	192.4
18)	Pittsburgh	5070	1584	3486	338.0	105.6	232.4
19)	L.A. Chargers	5136	2107	3029	342.4	140.5	201.9
20)	Carolina	5171	1875	3296	344.7	125.0	219.7
21)	Miami	5307	1637	3670	353.8	109.1	244.7
22)	Arizona	5322	1715	3607	354.8	114.3	240.5
23)	Tennessee	5395	1201	4194	359.7	80.1	279.6
24)	Chicago	5404	2268	3136	360.3	151.2	209.1
25)	Las Vegas	5413	1749	3664	360.9	116.6	244.3
26)	Jacksonville	5417	1720	3697	361.1	114.7	246.5
27)	N.Y. Giants	5495	2188	3307	366.3	145.9	220.5
28)	Atlanta	5595	2002	3593	373.0	133.5	239.5
29)	Seattle	5601	2333	3268	373.4	155.5	217.9
30)	Houston	5717	2529	3188	381.1	168.6	212.5
31)	Minnesota	6034	1812	4222	402.3	120.8	281.5
32)	Detroit	6149	2188	3961	409.9	145.9	264.1

WEEK 16 / THROUGH MONDAY, DECEMBER 26, 2022**AFC / TAKEAWAYS, GIVEAWAYS**

Rank	Team	TAKEAWAYS			GIVEAWAYS			Net Diff
		Int	Fum	Total	Int	Fum	Total	
1)	Baltimore	14	10	24	10	6	16	= +8
2t)	Jacksonville	13	11	24	7	12	19	= +5
2t)	New England	16	9	25	11	9	20	= +5
4)	L.A. Chargers	13	8	21	10	7	17	= +4
5)	Cincinnati	11	9	20	12	5	17	= +3
6)	Pittsburgh	17	3	20	14	4	18	= +2
7)	Buffalo	14	10	24	13	11	24	= 0
8)	Denver	14	5	19	13	7	20	= -1
9)	Houston	12	10	22	17	7	24	= -2
10t)	Cleveland	8	8	16	10	9	19	= -3
10t)	Tennessee	12	4	16	9	10	19	= -3
12)	N.Y. Jets	12	4	16	12	8	20	= -4
13t)	Kansas City	9	7	16	11	10	21	= -5
13t)	Las Vegas	5	7	12	14	3	17	= -5
13t)	Miami	8	6	14	13	6	19	= -5
16)	Indianapolis	8	9	17	17	13	30	= -13
Totals		186	120	306	193	127	320	= -14

NFC / TAKEAWAYS, GIVEAWAYS

Rank	Team	TAKEAWAYS			GIVEAWAYS			Net Diff
		Int	Fum	Total	Int	Fum	Total	
1)	Dallas	14	16	30	15	3	18	= +12
2)	Philadelphia	16	10	26	7	10	17	= +9
3)	San Francisco	15	9	24	8	8	16	= +8
4)	Minnesota	13	10	23	11	6	17	= +6
5)	Detroit	10	8	18	7	8	15	= +3
6)	N.Y. Giants	4	13	17	6	9	15	= +2
7t)	Chicago	13	8	21	12	9	21	= 0
7t)	Green Bay	14	6	20	11	9	20	= 0
7t)	Seattle	11	10	21	10	11	21	= 0
10t)	Carolina	10	5	15	10	6	16	= -1
10t)	L.A. Rams	14	6	20	14	7	21	= -1
12)	Arizona	11	8	19	14	7	21	= -2
13t)	Atlanta	10	6	16	9	10	19	= -3
13t)	Washington	8	8	16	12	7	19	= -3
15)	Tampa Bay	9	7	16	10	10	20	= -4
16)	New Orleans	4	7	11	13	10	23	= -12
Totals		176	137	313	169	130	299	= +14

NFL / TAKEAWAYS, GIVEAWAYS

Rank	Team	TAKEAWAYS			GIVEAWAYS			Net Diff
		Int	Fum	Total	Int	Fum	Total	
1)	Dallas	14	16	30	15	3	18	= +12
2)	Philadelphia	16	10	26	7	10	17	= +9
3t)	Baltimore	14	10	24	10	6	16	= +8
3t)	San Francisco	15	9	24	8	8	16	= +8
5)	Minnesota	13	10	23	11	6	17	= +6
6t)	Jacksonville	13	11	24	7	12	19	= +5
6t)	New England	16	9	25	11	9	20	= +5
8)	L.A. Chargers	13	8	21	10	7	17	= +4
9t)	Cincinnati	11	9	20	12	5	17	= +3
9t)	Detroit	10	8	18	7	8	15	= +3
11t)	Pittsburgh	17	3	20	14	4	18	= +2
11t)	N.Y. Giants	4	13	17	6	9	15	= +2
13t)	Buffalo	14	10	24	13	11	24	= 0
13t)	Chicago	13	8	21	12	9	21	= 0
13t)	Green Bay	14	6	20	11	9	20	= 0
13t)	Seattle	11	10	21	10	11	21	= 0
17t)	Denver	14	5	19	13	7	20	= -1
17t)	Carolina	10	5	15	10	6	16	= -1
17t)	L.A. Rams	14	6	20	14	7	21	= -1
20t)	Houston	12	10	22	17	7	24	= -2
20t)	Arizona	11	8	19	14	7	21	= -2
22t)	Cleveland	8	8	16	10	9	19	= -3
22t)	Tennessee	12	4	16	9	10	19	= -3
22t)	Atlanta	10	6	16	9	10	19	= -3
22t)	Washington	8	8	16	12	7	19	= -3
26t)	N.Y. Jets	12	4	16	12	8	20	= -4
26t)	Tampa Bay	9	7	16	10	10	20	= -4
28t)	Kansas City	9	7	16	11	10	21	= -5
28t)	Las Vegas	5	7	12	14	3	17	= -5
28t)	Miami	8	6	14	13	6	19	= -5
31)	New Orleans	4	7	11	13	10	23	= -12
32)	Indianapolis	8	9	17	17	13	30	= -13
Totals		362	257	619	362	257	619	= 0

WEEK 16 / THROUGH MONDAY, DECEMBER 26, 2022**NFL / TEAM/OFFENSE INSIDE THE 20**

Rank	Team	Poss	Pts	TD	TD%	FG	Score	Score%
1)	Philadelphia	54	304	39	72.2	11	50	92.6
2)	Dallas	51	290	36	70.6	13	49	96.1
3t)	Detroit	57	295	39	68.4	7	46	80.7
3t)	Tennessee	38	206	26	68.4	8	34	89.5
5)	Kansas City	62	336	42	67.7	15	57	91.9
6)	Cincinnati	54	277	36	66.7	9	45	83.3
7)	Minnesota	56	293	36	64.3	15	51	91.1
8)	N.Y. Giants	42	213	26	61.9	11	37	88.1
9)	Buffalo	56	269	34	60.7	11	45	80.4
10)	Miami	45	222	27	60.0	12	39	86.7
11)	Arizona	39	196	23	59.0	11	34	87.2
12)	L.A. Rams	41	209	24	58.5	14	38	92.7
13)	Atlanta	45	218	25	55.6	14	39	86.7
14)	Chicago	47	211	26	55.3	12	38	80.9
15)	Jacksonville	54	255	29	53.7	17	46	85.2
16)	Carolina	43	210	23	53.5	17	40	93.0
17t)	New Orleans	45	214	24	53.3	15	39	86.7
17t)	Pittsburgh	45	209	24	53.3	13	37	82.2
19)	Cleveland	51	224	27	52.9	13	40	78.4
20)	Washington	40	174	21	52.5	11	32	80.0
21)	Tampa Bay	44	200	23	52.3	14	37	84.1
22)	Seattle	46	225	24	52.2	19	43	93.5
23)	Denver	31	138	16	51.6	9	25	80.6
24)	Green Bay	49	222	25	51.0	16	41	83.7
25)	San Francisco	51	228	26	51.0	16	42	82.4
26t)	L.A. Chargers	54	256	27	50.0	22	49	90.7
26t)	Las Vegas	40	186	20	50.0	16	36	90.0
28t)	Houston	43	185	20	46.5	16	36	83.7
28t)	N.Y. Jets	43	178	20	46.5	13	33	76.7
30)	Baltimore	54	245	25	46.3	23	48	88.9
31)	Indianapolis	41	166	18	43.9	14	32	78.0
32)	New England	39	157	15	38.5	18	33	84.6

NFL / OPPONENTS/DEFENSE INSIDE THE 20

Rank	Team	Poss	Pts	TD	TD%	FG	Score	Score%
1)	Buffalo	45	178	20	44.4	13	33	73.3
2)	Denver	38	175	17	44.7	19	36	94.7
3)	L.A. Rams	47	208	21	44.7	20	41	87.2
4)	Baltimore	50	217	24	48.0	17	41	82.0
5)	New Orleans	43	196	21	48.8	16	37	86.0
6)	N.Y. Jets	39	177	20	51.3	13	33	84.6
7)	N.Y. Giants	56	262	29	51.8	20	49	87.5
8)	Washington	48	212	25	52.1	13	38	79.2
9)	Cincinnati	47	221	25	53.2	16	41	87.2
10t)	L.A. Chargers	43	211	23	53.5	17	40	93.0
10t)	Pittsburgh	43	198	23	53.5	13	36	83.7
12)	Philadelphia	50	226	27	54.0	13	40	80.0
13)	Houston	48	231	26	54.2	16	42	87.5
14)	Cleveland	53	252	29	54.7	18	47	88.7
15t)	Minnesota	45	216	25	55.6	14	39	86.7
15t)	New England	45	208	25	55.6	12	37	82.2
17)	Tennessee	43	208	24	55.8	14	38	88.4
18)	Dallas	41	191	23	56.1	11	34	82.9
19)	San Francisco	32	143	18	56.3	7	25	78.1
20)	Green Bay	46	220	26	56.5	14	40	87.0
21)	Atlanta	53	256	30	56.6	15	45	84.9
22)	Carolina	54	265	31	57.4	17	48	88.9
23)	Tampa Bay	42	208	25	59.5	11	36	85.7
24)	Miami	55	284	33	60.0	18	51	92.7
25)	Jacksonville	50	251	31	62.0	12	43	86.0
26)	Seattle	48	243	30	62.5	11	41	85.4
27)	Las Vegas	42	214	27	64.3	8	35	83.3
28)	Chicago	51	258	33	64.7	9	42	82.4
29)	Detroit	54	282	35	64.8	14	49	90.7
30)	Indianapolis	44	233	29	65.9	10	39	88.6
31)	Arizona	55	302	37	67.3	15	52	94.5
32)	Kansas City	50	265	34	68.0	9	43	86.0

WEEK 16 / THROUGH MONDAY, DECEMBER 26, 2022

NFL / OFFENSE/TEAMS: FIRST DOWNS, THIRD DOWNS, FOURTH DOWNS

Rank	Team	FIRST DOWNS				THIRD DOWNS			FOURTH DOWNS		
		Total	Rush	Pass	Pen	Made	Att	Pct	Made	Att	Pct
1)	Kansas City	365	91	245	29	87	175	49.7	8	11	72.7
2)	Philadelphia	351	148	175	28	94	196	48.0	22	30	73.3
3)	Buffalo	349	120	202	27	90	181	49.7	7	13	53.8
4)	Cincinnati	342	94	209	39	90	191	47.1	3	11	27.3
5)	Minnesota	336	77	216	43	82	203	40.4	8	17	47.1
6)	Detroit	329	96	202	31	78	187	41.7	18	34	52.9
7)	Jacksonville	319	105	188	26	81	192	42.2	14	27	51.9
8)	Cleveland	316	129	164	23	79	208	38.0	21	38	55.3
9)	Dallas	311	120	172	19	93	200	46.5	9	16	56.3
10t)	L.A. Chargers	309	80	203	26	97	230	42.2	15	29	51.7
10t)	Tampa Bay	309	69	215	25	82	218	37.6	13	24	54.2
12)	N.Y. Giants	308	130	150	28	70	191	36.6	8	17	47.1
13)	Washington	306	110	169	27	71	200	35.5	10	21	47.6
14t)	Miami	304	80	198	26	63	169	37.3	10	19	52.6
14t)	Seattle	304	87	186	31	70	175	40.0	10	18	55.6
16)	Baltimore	302	154	129	19	80	190	42.1	8	18	44.4
17)	Pittsburgh	300	106	170	24	87	205	42.4	11	15	73.3
18)	San Francisco	299	112	163	24	85	190	44.7	7	16	43.8
19)	Green Bay	297	101	167	29	68	176	38.6	11	28	39.3
20t)	Las Vegas	293	106	165	22	71	182	39.0	13	21	61.9
20t)	Arizona	293	102	170	21	74	212	34.9	18	38	47.4
22)	Atlanta	288	132	128	28	71	170	41.8	5	13	38.5
23)	Indianapolis	271	77	173	21	68	203	33.5	8	21	38.1
24)	New Orleans	270	88	164	18	77	190	40.5	3	9	33.3
25)	L.A. Rams	267	77	168	22	75	186	40.3	14	18	77.8
26)	N.Y. Jets	263	73	168	22	72	211	34.1	11	26	42.3
27)	Denver	257	87	146	24	59	206	28.6	10	21	47.6
28)	Chicago	256	139	98	19	85	198	42.9	8	21	38.1
29)	New England	254	90	144	20	66	189	34.9	3	10	30.0
30)	Houston	246	84	135	27	56	190	29.5	11	20	55.0
31)	Carolina	245	105	119	21	52	177	29.4	11	19	57.9
32)	Tennessee	241	94	128	19	67	186	36.0	6	12	50.0
Totals		9500	3263	5429	808	2440	6177	39.5	334	651	51.3

NFL / DEFENSE/OPPONENTS: FIRST DOWNS, THIRD DOWNS, FOURTH DOWNS

Rank	Team	FIRST DOWNS				THIRD DOWNS			FOURTH DOWNS		
		Total	Rush	Pass	Pen	Made	Att	Pct	Made	Att	Pct
1)	San Francisco	251	62	167	22	77	198	38.9	10	22	45.5
2)	Washington	260	90	142	28	59	181	32.6	10	20	50.0
3)	Tampa Bay	270	89	160	21	77	210	36.7	10	19	52.6
4)	N.Y. Jets	273	99	149	25	84	216	38.9	9	22	40.9
5t)	Cincinnati	275	95	161	19	78	196	39.8	9	21	42.9
5t)	New England	275	78	169	28	86	215	40.0	8	24	33.3
7t)	Denver	281	103	145	33	66	197	33.5	8	13	61.5
7t)	Pittsburgh	281	84	177	20	75	192	39.1	12	19	63.2
9)	Green Bay	282	118	138	26	64	170	37.6	8	15	53.3
10)	L.A. Chargers	284	101	161	22	69	176	39.2	5	14	35.7
11)	Baltimore	286	76	185	25	58	178	32.6	15	23	65.2
12)	L.A. Rams	287	86	181	20	75	184	40.8	12	19	63.2
13)	Philadelphia	288	101	165	22	75	193	38.9	12	21	57.1
14)	Cleveland	289	112	147	30	69	184	37.5	6	14	42.9
15)	Buffalo	293	97	168	28	74	195	37.9	17	31	54.8
16t)	Dallas	294	106	157	31	77	201	38.3	11	20	55.0
16t)	New Orleans	294	110	146	38	86	207	41.5	8	17	47.1
18)	Kansas City	295	90	182	23	74	194	38.1	19	31	61.3
19t)	Indianapolis	300	110	160	30	76	203	37.4	11	22	50.0
19t)	Tennessee	300	86	189	25	64	201	31.8	19	26	73.1
21)	Carolina	305	112	170	23	87	203	42.9	6	15	40.0
22)	Chicago	307	128	155	24	90	181	49.7	6	14	42.9
23)	Miami	311	95	182	34	85	204	41.7	15	30	50.0
24)	Las Vegas	312	105	182	25	77	189	40.7	11	20	55.0
25)	Seattle	313	119	167	27	88	200	44.0	10	25	40.0
26)	Atlanta	317	124	179	14	91	196	46.4	7	15	46.7
27)	Jacksonville	318	107	188	23	83	186	44.6	8	24	33.3
28)	Arizona	322	104	199	19	76	179	42.5	7	13	53.8
29)	Minnesota	326	100	205	21	73	194	37.6	11	25	44.0
30)	Houston	327	134	173	20	78	196	39.8	11	18	61.1
31)	N.Y. Giants	333	118	182	33	64	179	35.8	9	15	60.0
32)	Detroit	351	124	198	29	85	179	47.5	14	24	58.3
Totals		9500	3263	5429	808	2440	6177	39.5	334	651	51.3

NFL / FIRST-DOWN PLAYS BY TEAMS

Rank	Team	Yds/Play	Plays	Yards
1)	Miami	7.23	409	2957
2)	Buffalo	6.31	453	2860
3)	Baltimore	6.16	421	2592
4)	Seattle	6.10	416	2539
5)	Philadelphia	5.88	449	2641
6)	San Francisco	5.87	415	2436
7)	Atlanta	5.86	393	2303
8)	Kansas City	5.85	459	2686
9)	Jacksonville	5.84	428	2498
10)	Cincinnati	5.81	450	2615
11)	Las Vegas	5.77	406	2342
12)	Tennessee	5.72	377	2156
13)	Cleveland	5.72	437	2498
14)	Chicago	5.60	378	2115
15)	Detroit	5.58	424	2366
16)	New Orleans	5.51	395	2175
17)	New England	5.44	392	2132
18)	Washington	5.43	442	2400
19)	N.Y. Jets	5.39	403	2173
20)	Houston	5.34	384	2049
21)	Carolina	5.24	370	1938
22)	Dallas	5.20	427	2222
23)	Minnesota	5.19	452	2344
24)	Tampa Bay	5.14	445	2286
25)	Green Bay	5.01	416	2086
26)	L.A. Chargers	4.95	434	2149
27)	N.Y. Giants	4.81	427	2055
28)	Pittsburgh	4.80	428	2054
29)	L.A. Rams	4.79	387	1855
30)	Denver	4.71	407	1918
31)	Indianapolis	4.51	419	1890
32)	Arizona	4.35	427	1857
TOTAL		5.47	13370	73187

NFL / FIRST-DOWN PLAYS BY OPPONENTS

Rank	Team	Yds/Play	Plays	Yards
1)	San Francisco	4.40	379	1666
2)	Philadelphia	4.66	409	1907
3)	New Orleans	4.83	420	2027
4)	L.A. Rams	4.95	403	1994
5)	Kansas City	4.99	414	2064
6)	Tampa Bay	4.99	401	2000
7)	Jacksonville	5.03	431	2166
8)	N.Y. Jets	5.08	409	2078
9)	Dallas	5.09	421	2142
10)	Denver	5.22	417	2178
11)	Baltimore	5.25	404	2122
12)	Las Vegas	5.26	423	2226
13)	Seattle	5.30	431	2283
14)	New England	5.31	410	2176
15)	Buffalo	5.36	411	2202
16)	Pittsburgh	5.40	403	2177
17)	Tennessee	5.41	423	2287
18)	Miami	5.44	421	2291
19)	Carolina	5.53	430	2378
20)	Indianapolis	5.57	432	2408
21)	Chicago	5.64	409	2305
22)	Houston	5.68	457	2598
23)	Minnesota	5.78	453	2620
24)	Arizona	5.79	441	2554
25)	Cincinnati	5.91	400	2362
26)	Cleveland	5.93	410	2433
27)	Green Bay	5.96	388	2312
28)	Detroit	6.00	451	2704
29)	Washington	6.08	392	2385
30)	Atlanta	6.20	424	2629
31)	N.Y. Giants	6.46	447	2887
32)	L.A. Chargers	6.47	406	2626
TOTAL		5.47	13370	73187

WEEK 16 / THROUGH MONDAY, DECEMBER 26, 2022**NFL / KICKOFFS (Receiving Team)**

Rank	Team	TotKO	AdjKO	TB	TB%	EZ	EZ%	OB	I20	Avg.Start
1)	Detroit	82	78	47	60.3	60	73.2	2	3	27.1
2)	Carolina	74	67	40	59.7	49	66.2	0	4	26.8
3)	Seattle	78	76	47	61.8	53	67.9	1	6	26.3
4)	Chicago	79	79	46	58.2	56	70.9	0	5	26.2
5)	Pittsburgh	76	71	52	73.2	56	73.7	0	5	26.1
6)	Indianapolis	79	79	44	55.7	65	82.3	0	7	26.1
7)	Green Bay	78	76	35	46.1	48	61.5	0	12	26.0
8)	Baltimore	65	63	39	61.9	48	73.8	1	5	26.0
9)	Buffalo	64	61	29	47.5	37	57.8	1	7	25.7
10)	N.Y. Jets	70	69	38	55.1	45	64.3	3	8	25.7
11)	Houston	79	79	60	75.9	64	81.0	2	4	25.6
12)	Philadelphia	67	62	32	51.6	41	61.2	1	9	25.4
13)	Atlanta	81	81	54	66.7	63	77.8	1	8	25.4
14)	Minnesota	89	87	56	64.4	75	84.3	0	7	25.4
15)	New England	68	66	35	53.0	49	72.1	1	5	25.1
16)	Kansas City	76	72	36	50.0	43	56.6	1	11	24.9
17)	Cleveland	79	75	39	52.0	55	69.6	4	12	24.9
18)	Las Vegas	75	75	44	58.7	51	68.0	0	7	24.9
19)	Tennessee	72	69	35	50.7	41	56.9	2	9	24.8
20)	Jacksonville	76	76	52	68.4	67	88.2	0	7	24.8
21)	San Francisco	55	54	31	57.4	41	74.5	0	7	24.7
22)	L.A. Rams	79	76	45	59.2	56	70.9	1	6	24.7
23)	Miami	77	75	51	68.0	58	75.3	0	7	24.7
24)	Tampa Bay	69	67	41	61.2	54	78.3	0	8	24.7
25)	Cincinnati	70	67	41	61.2	48	68.6	0	6	24.6
26)	Arizona	83	80	54	67.5	66	79.5	0	9	24.5
27)	New Orleans	77	76	50	65.8	63	81.8	0	7	24.5
28)	Dallas	71	70	50	71.4	62	87.3	0	11	24.4
29)	L.A. Chargers	79	77	50	64.9	60	75.9	1	8	24.4
30)	Washington	74	73	35	47.9	49	66.2	1	15	24.3
31)	N.Y. Giants	80	78	56	71.8	64	80.0	0	7	24.1
32)	Denver	77	75	53	70.7	60	77.9	0	9	23.8
Totals		2398	2329	1417	60.8	1747	75.0	23	241	25.2

Note: Average opponent drive start DOES NOT include onside kicks or kickoffs at the end of a half unless either kickoff is returned for a touchdown. All other kickoffs (returned kickoffs, fair catches, touchback and kickoffs out of bounds) are included. Kickoffs resulting in the kicking team retaining possession are not included.

ADJ KO: Adjusted kickoffs are used to compute the Avg. Team Drive Start.

I20: The number of drives that start inside (not including) the 20 yd line.

WEEK 16 / THROUGH MONDAY, DECEMBER 26, 2022**NFL / KICKOFFS (Kicking Team)**

Rank	Team	TotKO	AdjKO	TB	TB%	EZ	EZ%	OB	I20	Avg.Start
1)	Houston	67	61	30	49.2	40	59.7	1	15	22.1
2)	Tennessee	62	62	34	54.8	40	64.5	0	9	24.0
3)	Arizona	69	67	50	74.6	60	87.0	0	6	24.0
4)	Seattle	83	81	46	56.8	59	71.1	0	9	24.3
5)	Dallas	92	91	73	80.2	85	92.4	0	4	24.5
6)	Indianapolis	69	69	36	52.2	55	79.7	2	10	24.5
7)	Denver	62	60	40	66.7	49	79.0	0	5	24.5
8)	Las Vegas	79	76	49	64.5	55	69.6	1	8	24.7
9)	Detroit	81	77	47	61.0	57	70.4	1	8	24.7
10)	Buffalo	87	85	41	48.2	48	55.2	2	10	24.9
11)	L.A. Chargers	74	71	57	80.3	61	82.4	0	4	25.1
12)	Carolina	77	74	40	54.1	51	66.2	2	10	25.1
13)	Atlanta	69	69	50	72.5	54	78.3	0	5	25.1
14)	Baltimore	77	77	54	70.1	62	80.5	0	6	25.2
15)	Kansas City	88	87	57	65.5	73	83.0	0	10	25.2
16)	Chicago	70	68	35	51.5	58	82.9	1	14	25.3
17)	Philadelphia	87	87	60	69.0	71	81.6	0	7	25.3
18)	Cleveland	74	71	45	63.4	51	68.9	2	6	25.3
19)	Jacksonville	78	76	40	52.6	50	64.1	3	9	25.3
20)	San Francisco	84	83	36	43.4	50	59.5	1	15	25.4
21)	Washington	69	66	54	81.8	58	84.1	0	1	25.6
22)	Green Bay	68	66	15	22.7	28	41.2	0	9	25.6
23)	Cincinnati	84	81	47	58.0	57	67.9	2	7	25.7
24)	Minnesota	78	77	48	62.3	60	76.9	0	8	25.8
25)	N.Y. Jets	67	64	53	82.8	58	86.6	0	0	25.8
26)	New England	75	73	29	39.7	41	54.7	0	10	25.8
27)	Tampa Bay	68	65	32	49.2	52	76.5	1	9	25.9
28)	L.A. Rams	69	68	53	77.9	56	81.2	1	2	26.0
29)	New Orleans	68	63	43	68.3	48	70.6	0	2	26.0
30)	N.Y. Giants	75	71	46	64.8	55	73.3	0	6	26.4
31)	Pittsburgh	66	64	22	34.4	34	51.5	3	8	26.6
32)	Miami	82	79	55	69.6	71	86.6	0	9	26.8
Totals		2398	2329	1417	60.8	1747	75.0	23	241	25.2

Note: Average team drive start DOES NOT include onside kicks or kickoffs at the end of a half unless either kickoff is returned for a touchdown. All other kickoffs (returned kickoffs, fair catches, touchback and kickoffs out of bounds) are included. Kickoffs resulting in the kicking team retaining possession are not included.

ADJ KO: Adjusted kickoffs are used to compute the Avg. Team Drive Start.

I20: The number of drives that start inside (not including) the 20 yd line.

WEEK 16 / THROUGH MONDAY, DECEMBER 26, 2022

NFL / SINGLE-GAME HIGHS / PLAYERS

Most Points-- 30, Mixon, Cin. vs. Car., 11/6, (5 td, 0 fg, 0 xp, 0 2pt)
Passing Yards-- 481, Burrow, Cin. vs. Atl., 10/23, (34-42, 481, 3 td, 0 int)
Longest Pass-- 98, Allen, Buff. vs. Pitt., 10/9, (to Davis, Gabe, td)
Passing Touchdowns-- 6, Tagovailoa, Miami at Balt., 9/18, (36-50, 469, 6 td, 2 int)
Rushing Yards-- 229, Jacobs, L.V. at Sea., 11/27 (OT), (33-229, 2 td)
Rushing Yards-- 219, Henry, Tenn. at Hou., 10/30, (32-219, 2 td)
Rushing Attempts-- 35, Barkley, NY-G vs. Hou., 11/13, (35-152, 1 td)
Longest Rush-- 86, Jacobs, L.V. at Sea., 11/27 (OT), td
Longest Rush-- 79, L. Jackson, Balt. vs. Miami, 9/18, td
Receptions-- 14, M. Brown, Ariz. vs. LA-R, 9/25, (14-140, 0 td)
Receptions-- 14, Kupp, LA-R at S.F., 10/3, (14-122, 0 td)
Receiving Yards-- 223, Jefferson, Minn. at Det., 12/11, (11-223, 0 td)
Kickoff Return Yards-- 200, Blackshear, Car. vs. S.F., 10/9, (7-200, 0 td)
Kickoff Returns-- 7, D. Johnson, Buff. vs. Minn., 11/13 (OT), (7-157, 0 td)
Kickoff Returns-- 7, Blackshear, Car. vs. S.F., 10/9, (7-200, 0 td)
Kickoff Returns-- 7, Sims, Pitt. vs. Cin., 11/20, (7-154, 0 td)
Longest Kickoff Return-- 103, Duvernay, Balt. vs. Miami, 9/18, td
Longest Kickoff Return-- 103, Patterson, Atl. vs. Chi., 11/20, td
Punt Return Yards-- 109, Mar. Jones, N.E. vs. NY-J, 11/20, (4-109, 1 fc, 1 td)
Punt Returns-- 8, Darden, T.B. vs. LA-R, 11/6, (8-82, 1 fc, 0 td)
Longest Punt Return-- 84, Mar. Jones, N.E. vs. NY-J, 11/20, td
Interceptions-- 2, (6 times in Overtime Games)
Interceptions-- 2, (16 times in Non-Overtime Games)
Longest Interception Return-- 99, Ja. Watson, K.C. vs. LA-C, 9/15, td
Sacks-- 3.0, Highsmith, Pitt. at Cin., 9/11 (OT)
Sacks-- 3.0, (13 times in Non-Overtime Games)
Scrimmage Yards-- 303, Jacobs, L.V. at Sea., 11/27 (OT), (Rush 33-229, Rec 6-74)
Scrimmage Yards-- 228, Henry, Tenn. at Hou., 10/30, (Rush 32-219, Rec 1-9)
Longest Punt-- 83, Anger, Dal. vs. Chi., 10/30
Punts-- 10, (3 times in Non-Overtime Games)
Field Goals Made-- 6, Bass, Buff. vs. Clev., 11/20, (6-6, 56 lg)
Longest Field Goal-- 62, Butker, K.C. vs. Buff., 10/16

300-Yard Passing Games

481, Burrow, CIN vs. ATL 10/23 (34-42, 3 TD)
 469, Tagovailoa, MIA at BAL 09/18 (36-50, 6 TD)
 460, Cousins, MIN vs. IND 12/17 (ot) (34-54, 4 TD)
 446, Mahomes, KC vs. TEN 11/06 (ot) (43-68, 1 TD)
 425, Cousins, MIN at DET 12/11 (31-41, 2 TD)
 424, Allen, BUF vs. PIT 10/09 (20-31, 4 TD)
 423, Mahomes, KC at SF 10/23 (25-34, 3 TD)
 400, Allen, BUF at MIA 09/25 (42-63, 2 TD)
 389, Ryan, IND vs. JAX 10/16 (42-58, 3 TD)
 385, Brady, TB vs. KC 10/02 (39-52, 3 TD)
 382, Mac Jones, NE at MIN 11/24 (28-39, 2 TD)
 382, Tagovailoa, MIA at DET 10/30 (29-36, 3 TD)
 380, Hurts, PHI vs. TEN 12/04 (29-39, 3 TD)
 378, Goff, DET vs. SEA 10/02 (26-39, 4 TD)
 375, Burrow, CIN at NE 12/24 (40-52, 3 TD)
 369, M. White, NYJ at MIN 12/04 (31-57, 0 TD)
 368, Lawrence, JAX at TEN 12/11 (30-42, 3 TD)
 367, G. Smith, SEA at LAR 12/04 (28-39, 3 TD)
 367, Herbert, LAC vs. MIA 12/11 (39-51, 1 TD)
 361, Dalton, NO at ARI 10/20 (30-47, 4 TD)
 360, Mahomes, KC at ARI 09/11 (30-39, 5 TD)
 359, Wentz, WAS vs. TEN 10/09 (25-38, 2 TD)
 357, Cousins, MIN at BUF 11/13 (ot) (30-50, 1 TD)
 356, Ryan, IND vs. TEN 10/02 (27-37, 2 TD)
 355, Goff, DET at CAR 12/24 (25-42, 3 TD)
 355, Z. Wilson, NYJ vs. NE 10/30 (20-41, 2 TD)
 355, Burrow, CIN at PIT 11/20 (24-39, 4 TD)
 355, Minshew, PHI at DAL 12/24 (24-40, 2 TD)
 353, J. Winston, NO at CAR 09/25 (25-41, 1 TD)
 352, Ryan, IND at HOU 09/11 (ot) (32-50, 1 TD)
 352, Mahomes, KC at DEN 12/11 (28-42, 3 TD)
 351, Brady, TB vs. ATL 10/09 (35-52, 1 TD)
 347, Prescott, DAL vs. PHI 12/24 (27-35, 3 TD)
 341, Jones, NYG vs. DET 11/20 (27-44, 1 TD)
 340, Hurts, PHI at WAS 09/25 (22-35, 3 TD)
 340, Wilson, DEN at SEA 09/12 (29-42, 1 TD)
 340, Herbert, LAC at HOU 10/02 (27-39, 2 TD)
 340, Goff, DET vs. JAX 12/04 (31-41, 2 TD)
 338, Burrow, CIN vs. PIT 09/11 (ot) (33-53, 2 TD)
 338, Mahomes, KC vs. BUF 10/16 (25-40, 2 TD)
 337, Wentz, WAS at DET 09/18 (30-46, 3 TD)
 336, Mahomes, KC at HOU 12/18 (ot) (36-41, 2 TD)
 335, Herbert, LAC at LV 12/04 (28-47, 1 TD)
 334, Herbert, LAC at KC 09/15 (33-48, 3 TD)
 334, Jones, NYG at MIN 12/24 (30-42, 1 TD)
 333, Tannehill, TEN at GB 11/17 (22-27, 2 TD)
 333, Hurts, PHI vs. MIN 09/19 (26-31, 1 TD)
 331, Mahomes, KC vs. JAX 11/13 (26-35, 4 TD)
 330, Allen, BUF vs. MIN 11/13 (ot) (29-43, 1 TD)
 330, Goff, DET vs. MIN 12/11 (27-39, 3 TD)
 329, Bridgewater, MIA vs. MIN 10/16 (23-34, 2 TD)
 329, Allen, BUF at KC 10/16 (27-40, 3 TD)
 329, Mahomes, KC at LAC 11/20 (20-34, 3 TD)
 328, G. Smith, SEA vs. LV 11/27 (ot) (27-37, 2 TD)
 327, Pickett, PIT at BUF 10/09 (34-52, 0 TD)
 326, Murray, ARI at MIN 10/30 (31-44, 3 TD)
 325, Brady, TB vs. BAL 10/27 (26-44, 1 TD)
 325, G. Smith, SEA vs. ATL 09/25 (32-44, 2 TD)
 324, Brissett, CLE at BUF 11/20 (28-41, 3 TD)
 321, Lawrence, JAX vs. BAL 11/27 (29-37, 3 TD)
 321, Mac Jones, NE vs. BAL 09/25 (22-32, 0 TD)
 321, Goff, DET vs. MIA 10/30 (27-37, 1 TD)
 320, G. Smith, SEA at DET 10/02 (23-30, 2 TD)
 320, Mahomes, KC vs. LAR 11/30 (27-42, 1 TD)
 319, Mills, HOU at NYG 11/13 (22-37, 1 TD)
 318, Lawrence, JAX vs. DAL 12/18 (ot) (27-42, 4 TD)
 318, L. Jackson, BAL vs. MIA 09/18 (21-29, 3 TD)
 317, Allen, BUF vs. TEN 09/19 (26-38, 4 TD)
 317, Walker, CAR at ATL 10/30 (ot) (19-36, 1 TD)
 317, Z. Wilson, NYJ vs. DET 12/18 (18-35, 2 TD)
 315, M. White, NYJ vs. CHI 11/27 (22-28, 3 TD)
 315, Hurts, PHI at CHI 12/18 (22-37, 0 TD)
 314, Murray, ARI vs. LAR 09/25 (37-58, 0 TD)
 313, Herbert, LAC vs. TEN 12/18 (28-42, 0 TD)
 313, Wentz, WAS vs. JAX 09/11 (27-41, 4 TD)
 312, Brady, TB vs. CIN 12/18 (30-44, 3 TD)
 310, Lawrence, JAX vs. NYG 10/23 (22-43, 0 TD)
 310, Tagovailoa, MIA vs. GB 12/25 (16-25, 1 TD)
 309, Zappe, NE at CLE 10/16 (24-34, 2 TD)
 309, Flacco, NYJ vs. BAL 09/11 (37-59, 1 TD)
 308, Stafford, LAR vs. DAL 10/09 (28-42, 1 TD)
 307, Flacco, NYJ at CLE 09/18 (26-44, 4 TD)
 307, Carr, LV at DEN 11/20 (ot) (23-37, 2 TD)
 304, Allen, BUF vs. MIA 12/17 (25-40, 4 TD)
 303, Garoppolo, SF vs. KC 10/23 (25-37, 2 TD)
 303, Carr, LV at TEN 09/25 (26-44, 2 TD)
 302, Mills, HOU at LV 10/23 (28-41, 2 TD)
 302, Tagovailoa, MIA at CHI 11/06 (21-30, 3 TD)
 300, Burrow, CIN at NO 10/16 (28-37, 3 TD)

100-Yard Receiving Games

223, Jefferson, MIN at DET 12/11 (11 rec., 0 TD)
193, Jefferson, MIN at BUF 11/13 (ot) (10 rec., 1 TD)
190, Hill, MIA at BAL 09/18 (11 rec., 2 TD)
188, Hill, MIA at DET 10/30 (12 rec., 0 TD)
184, Jefferson, MIN vs. GB 09/11 (9 rec., 2 TD)
181, Brown, PHI at CHI 12/18 (9 rec., 0 TD)
179, Hockenson, DET vs. SEA 10/02 (8 rec., 2 TD)
177, Hill, MIA vs. MIN 10/16 (12 rec., 0 TD)
177, Adams, LV vs. LAC 12/04 (8 rec., 2 TD)
171, Davis, BUF vs. PIT 10/09 (3 rec., 2 TD)
171, Waddle, MIA at BAL 09/18 (11 rec., 2 TD)
169, D. Smith, PHI at WAS 09/25 (8 rec., 1 TD)
162, G. Wilson, NYJ at MIN 12/04 (8 rec., 0 TD)
162, Ingram, JAX at TEN 12/11 (11 rec., 2 TD)
160, Hill, MIA at CIN 09/29 (10 rec., 0 TD)
159, Hopkins, ARI at MIN 10/30 (12 rec., 1 TD)
158, Hollins, LV at TEN 09/25 (8 rec., 1 TD)
157, Osborn, MIN vs. IND 12/17 (ot) (10 rec., 1 TD)
156, Parker, NE vs. BAL 09/25 (5 rec., 0 TD)
156, Brown, PHI vs. PIT 10/30 (6 rec., 3 TD)
155, Brown, PHI at DET 09/11 (10 rec., 0 TD)
155, Boyd, CIN vs. ATL 10/23 (8 rec., 1 TD)
154, Jefferson, MIN vs. CHI 10/09 (12 rec., 0 TD)
152, Moore, CAR at ATL 10/30 (ot) (6 rec., 1 TD)
150, Lamb, DAL at GB 11/13 (ot) (11 rec., 2 TD)
149, Metcalf, SEA at DET 10/02 (7 rec., 0 TD)
148, Higgins, CIN at PIT 11/20 (9 rec., 0 TD)
148, Diggs, BUF vs. TEN 09/19 (12 rec., 3 TD)
148, Diggs, BUF at KC 10/16 (10 rec., 1 TD)
147, Olave, NO at CAR 09/25 (9 rec., 0 TD)
147, Jefferson, MIN at NO 10/02 (10 rec., 0 TD)
146, Adams, LV at JAX 11/06 (10 rec., 2 TD)
146, Hill, MIA at SF 12/04 (9 rec., 1 TD)
145, Z. Jones, JAX vs. BAL 11/27 (11 rec., 0 TD)
143, Hill, MIA at CHI 11/06 (7 rec., 1 TD)
143, Waddle, MIA vs. GB 12/25 (5 rec., 1 TD)
141, Adams, LV at DEN 11/20 (ot) (7 rec., 2 TD)
141, Adams, LV at LAC 09/11 (10 rec., 1 TD)
140, M. Brown, ARI vs. LAR 09/25 (14 rec., 0 TD)
139, Jefferson, MIN vs. NE 11/24 (9 rec., 1 TD)
134, Pittman, IND vs. JAX 10/16 (13 rec., 0 TD)
134, Williams, LAC at CLE 10/09 (10 rec., 0 TD)
133, Jefferson, MIN vs. NYG 12/24 (12 rec., 1 TD)
132, Chase, CIN at NO 10/16 (7 rec., 2 TD)
131, Cooper, CLE vs. CIN 10/31 (5 rec., 1 TD)
130, Chase, CIN vs. ATL 10/23 (8 rec., 2 TD)
129, Waddle, MIA vs. MIN 10/16 (6 rec., 0 TD)
129, Chase, CIN vs. PIT 09/11 (ot) (10 rec., 1 TD)
128, Robinson, BAL vs. CAR 11/20 (9 rec., 0 TD)
128, Diggs, BUF vs. MIN 11/13 (ot) (12 rec., 0 TD)
128, Kupp, LAR vs. BUF 09/08 (13 rec., 1 TD)
128, Lockett, SEA at LAR 12/04 (9 rec., 1 TD)
128, Higgins, CIN at NE 12/24 (8 rec., 1 TD)
128, McLaurin, WAS at PHI 11/14 (8 rec., 0 TD)
127, Metcalf, SEA at LAR 12/04 (8 rec., 1 TD)
127, Kupp, LAR at TB 11/06 (8 rec., 1 TD)
126, Adams, LV vs. IND 11/13 (9 rec., 1 TD)
126, D. Smith, PHI at CHI 12/18 (5 rec., 0 TD)
126, Lamb, DAL at JAX 12/18 (ot) (7 rec., 0 TD)
125, Kupp, LAR vs. DAL 10/09 (7 rec., 1 TD)
124, Ch. Moore, HOU at DAL 12/11 (10 rec., 0 TD)
124, Higgins, CIN vs. MIA 09/29 (7 rec., 1 TD)
124, Adams, LV at KC 10/10 (3 rec., 2 TD)
124, Smith-Schuster, KC at SF 10/23 (7 rec., 1 TD)
123, Jefferson, MIN vs. IND 12/17 (ot) (12 rec., 1 TD)
123, Evans, TB vs. BAL 10/27 (6 rec., 0 TD)
122, St. Brown, DET vs. BUF 11/24 (9 rec., 1 TD)
122, Kupp, LAR at SF 10/03 (14 rec., 0 TD)
122, Sutton, DEN vs. HOU 09/18 (7 rec., 0 TD)
122, Diggs, BUF at LAR 09/08 (8 rec., 1 TD)
121, Pittman, IND at HOU 09/11 (ot) (9 rec., 1 TD)
121, Kelce, KC at ARI 09/11 (8 rec., 1 TD)
120, Williams, LAC at HOU 10/02 (7 rec., 0 TD)
120, Lamb, DAL vs. PHI 12/24 (10 rec., 2 TD)
120, Kittle, SF vs. WAS 12/24 (6 rec., 2 TD)
119, St. Brown, DET at CHI 11/13 (10 rec., 0 TD)
119, Chase, CIN vs. CLE 12/11 (10 rec., 1 TD)
119, Westbrook-Ikhine, TEN vs. DEN 11/13 (5 rec., 2 TD)

119, Brown, PHI vs. TEN 12/04 (8 rec., 2 TD)
117, Kirk, JAX at WAS 09/11 (6 rec., 0 TD)
117, Jeudy, DEN at LAR 12/25 (6 rec., 0 TD)
116, Lazard, GB vs. NE 10/02 (ot) (6 rec., 0 TD)
116, St. Brown, DET vs. WAS 09/18 (9 rec., 2 TD)
116, Williams, LAC vs. MIA 12/11 (6 rec., 1 TD)
115, Kelce, KC at LAC 11/20 (6 rec., 3 TD)
115, Samuel, SF vs. LAR 10/03 (6 rec., 1 TD)
115, Jefferson, MIN at WAS 11/06 (7 rec., 1 TD)
115, G. Wilson, NYJ vs. NE 10/30 (6 rec., 0 TD)
114, Landry, NO at ATL 09/11 (7 rec., 0 TD)
114, Higgins, CIN at TEN 11/27 (7 rec., 1 TD)
114, St. Brown, DET vs. JAX 12/04 (11 rec., 2 TD)
114, Peoples-Jones, CLE at CIN 12/11 (8 rec., 0 TD)
114, Waddle, MIA at BUF 12/17 (3 rec., 1 TD)
113, Smith-Schuster, KC vs. BUF 10/16 (5 rec., 1 TD)
113, Cooper, CLE at BUF 11/20 (8 rec., 2 TD)
113, Ingram, JAX at NYJ 12/22 (7 rec., 0 TD)
113, Williams, LAC at KC 09/15 (8 rec., 1 TD)
113, McLaurin, WAS at IND 10/30 (6 rec., 0 TD)
113, D. Smith, PHI at DAL 12/24 (8 rec., 2 TD)
113, Kelce, KC vs. SEA 12/24 (6 rec., 0 TD)
112, McKinnon, KC at DEN 12/11 (7 rec., 2 TD)
111, Meyers, NE vs. DET 10/09 (7 rec., 1 TD)
111, Valdes-Scantling, KC at SF 10/23 (3 rec., 0 TD)
111, Burks, TEN at GB 11/17 (7 rec., 0 TD)
110, Agholor, NE at PIT 09/18 (6 rec., 1 TD)
110, Godwin, TB at CLE 11/27 (ot) (12 rec., 1 TD)
110, Watson, GB at PHI 11/27 (4 rec., 1 TD)
109, Pollard, DAL at MIN 11/20 (6 rec., 2 TD)
109, Hockenson, MIN vs. NYG 12/24 (13 rec., 2 TD)
109, Z. Jones, JAX vs. DAL 12/18 (ot) (6 rec., 3 TD)
108, Bateman, BAL vs. MIA 09/18 (4 rec., 1 TD)
108, Chark, DET at CAR 12/24 (4 rec., 0 TD)
108, Kupp, LAR vs. ATL 09/18 (11 rec., 2 TD)
108, Diggs, BUF vs. GB 10/30 (6 rec., 1 TD)
108, Kelce, KC vs. BUF 10/16 (8 rec., 0 TD)
107, Watson, GB vs. DAL 11/13 (ot) (4 rec., 3 TD)
107, Jefferson, MIN at MIA 10/16 (6 rec., 0 TD)
107, Lockett, SEA at SF 09/18 (9 rec., 0 TD)
106, Waddle, MIA at DET 10/30 (8 rec., 2 TD)
106, Olave, NO at ARI 10/20 (7 rec., 0 TD)
106, Palmer, LAC at ATL 11/06 (8 rec., 0 TD)
106, Kelce, KC vs. TEN 11/06 (ot) (10 rec., 0 TD)
106, Palmer, LAC vs. KC 11/20 (8 rec., 2 TD)
106, Andrews, BAL at NYG 10/16 (7 rec., 1 TD)
106, Lamb, DAL vs. NYG 11/24 (6 rec., 0 TD)
105, Kelce, KC at HOU 12/18 (ot) (10 rec., 0 TD)
105, Kirk, JAX at KC 11/13 (9 rec., 2 TD)
105, McLaurin, WAS at NYG 12/04 (ot) (8 rec., 1 TD)
105, T. Smith, NO at CAR 09/25 (4 rec., 0 TD)
105, Brown, WAS vs. TEN 10/09 (2 rec., 2 TD)
105, Dotson, WAS vs. NYG 12/18 (4 rec., 1 TD)
105, Boyd, CIN at NYJ 09/25 (4 rec., 1 TD)
104, M. Jones, JAX vs. HOU 10/09 (7 rec., 0 TD)
104, Kirk, JAX at DET 12/04 (6 rec., 0 TD)
104, Lockett, SEA at NO 10/09 (5 rec., 2 TD)
104, Andrews, BAL vs. MIA 09/18 (9 rec., 1 TD)
104, Allen, LAC at IND 12/26 (11 rec., 0 TD)
103, Brown, PHI at DAL 12/24 (6 rec., 0 TD)
103, Moore, CAR vs. DEN 11/27 (4 rec., 1 TD)
103, Hopkins, ARI vs. NO 10/20 (10 rec., 0 TD)
103, Hill, MIA vs. GB 12/25 (4 rec., 0 TD)
103, Dortch, ARI vs. SF 11/21 (9 rec., 0 TD)
103, Evans, TB vs. KC 10/02 (8 rec., 2 TD)
102, D. Smith, PHI vs. TEN 12/04 (5 rec., 1 TD)
102, McLaurin, WAS vs. PHI 09/25 (6 rec., 0 TD)
102, Pickens, PIT vs. NYJ 10/02 (6 rec., 0 TD)
102, Jeudy, DEN at SEA 09/12 (4 rec., 1 TD)
102, G. Wilson, NYJ at CLE 09/18 (8 rec., 2 TD)
102, Waddle, MIA vs. BUF 09/25 (4 rec., 0 TD)
102, Diggs, BUF vs. PIT 10/09 (8 rec., 1 TD)
102, R. Anderson, CAR vs. CLE 09/11 (5 rec., 1 TD)
102, Olave, NO vs. LAR 11/20 (5 rec., 1 TD)
101, Cooper, CLE vs. PIT 09/22 (7 rec., 1 TD)
101, Cooper, CLE vs. NYJ 09/18 (9 rec., 1 TD)
101, Adams, LV vs. DEN 10/02 (9 rec., 0 TD)
100, Goedert, PHI at HOU 11/03 (8 rec., 1 TD)
100, Bre. Hall, NYJ vs. MIA 10/09 (2 rec., 0 TD)
100, W. Robinson, NYG vs. DET 11/20 (9 rec., 0 TD)
100, Bourne, NE vs. CIN 12/24 (6 rec., 1 TD)

100-Yard Rushing Games

229, Jacobs, LV at SEA 11/27 (ot) (33 att., 2 TD)
 219, Henry, TEN at HOU 10/30 (32 att., 2 TD)
 178, Fields, CHI vs. MIA 11/06 (15 att., 1 TD)
 173, Ekeler, LAC at CLE 10/09 (16 att., 1 TD)
 172, Stevenson, NE at LV 12/18 (19 att., 1 TD)
 167, Walker, SEA at LAC 10/23 (23 att., 2 TD)
 165, Foreman, CAR vs. DET 12/24 (21 att., 1 TD)
 164, Barkley, NYG at TEN 09/11 (18 att., 1 TD)
 161, Stevenson, NE vs. DET 10/09 (25 att., 0 TD)
 161, Taylor, IND at HOU 09/11 (ot) (31 att., 1 TD)
 157, Hurts, PHI vs. GB 11/27 (17 att., 0 TD)
 157, Herbert, CHI vs. HOU 09/25 (20 att., 2 TD)
 156, Etienne, JAX vs. DEN 10/30 (24 att., 1 TD)
 154, Jacobs, LV at KC 10/10 (21 att., 1 TD)
 153, Mixon, CIN vs. CAR 11/06 (22 att., 4 TD)
 152, Barkley, NYG vs. HOU 11/13 (35 att., 1 TD)
 151, Penny, SEA at DET 10/02 (17 att., 2 TD)
 147, Fields, CHI vs. DET 11/13 (13 att., 2 TD)
 147, Taylor, IND at LV 11/13 (22 att., 0 TD)
 146, Barkley, NYG vs. CHI 10/02 (31 att., 0 TD)
 144, Jacobs, LV vs. LAC 12/04 (26 att., 1 TD)
 144, Sanders, PHI at NYG 12/11 (17 att., 2 TD)
 144, Jacobs, LV vs. DEN 10/30 (20 att., 2 TD)
 144, Swift, DET vs. PHI 09/11 (15 att., 1 TD)
 143, Sanders, PHI vs. GB 11/27 (21 att., 2 TD)
 143, Jacobs, LV vs. HOU 10/23 (20 att., 3 TD)
 143, A. Jones, GB at BUF 10/30 (20 att., 0 TD)
 141, Patterson, ATL at SEA 09/25 (17 att., 1 TD)
 141, Chubb, CLE at CAR 09/11 (22 att., 0 TD)
 139, Pierce, HOU vs. PHI 11/03 (27 att., 0 TD)
 139, Allgeier, ATL at NO 12/18 (17 att., 1 TD)
 138, A. Jones, GB vs. DAL 11/13 (ot) (24 att., 1 TD)
 136, Mostert, MIA at BUF 12/17 (17 att., 0 TD)
 134, Chubb, CLE vs. LAC 10/09 (17 att., 2 TD)
 134, Sanders, PHI vs. JAX 10/02 (27 att., 2 TD)
 132, A. Jones, GB vs. CHI 09/18 (15 att., 1 TD)
 131, Pierce, HOU vs. LAC 10/02 (14 att., 1 TD)
 131, Pollard, DAL vs. CHI 10/30 (14 att., 3 TD)
 130, Murray, DEN vs. ARI 12/18 (24 att., 1 TD)
 130, Foreman, CAR vs. ATL 11/10 (31 att., 1 TD)
 128, Henry, TEN vs. IND 10/23 (30 att., 0 TD)
 127, Fournette, TB at DAL 09/11 (21 att., 0 TD)
 126, Henry, TEN vs. HOU 12/24 (23 att., 1 TD)
 125, Dobbins, BAL at CLE 12/17 (13 att., 0 TD)
 125, Hubbard, CAR vs. DET 12/24 (12 att., 0 TD)
 122, Montgomery, CHI at GB 09/18 (15 att., 0 TD)
 121, Henry, TEN vs. JAX 12/11 (17 att., 1 TD)
 120, Dobbins, BAL at PIT 12/11 (15 att., 1 TD)
 120, Wilson, SF at CAR 10/09 (17 att., 1 TD)
 120, Conner, ARI vs. LAC 11/27 (25 att., 0 TD)
 120, Patterson, ATL vs. NO 09/11 (22 att., 1 TD)
 119, J. Wilson, MIA vs. CLE 11/13 (17 att., 1 TD)
 119, Cook, MIN at BUF 11/13 (ot) (14 att., 1 TD)
 119, L. Jackson, BAL vs. MIA 09/18 (9 att., 1 TD)
 119, McCaffrey, SF vs. TB 12/11 (14 att., 1 TD)
 119, Drake, BAL at NYG 10/16 (10 att., 1 TD)
 118, Foreman, CAR at ATL 10/30 (ot) (26 att., 3 TD)
 118, C. Akers, LAR vs. DEN 12/25 (23 att., 3 TD)
 118, Foreman, CAR vs. TB 10/23 (15 att., 0 TD)
 118, Chubb, CLE at ATL 10/02 (19 att., 1 TD)
 116, Chubb, CLE vs. TB 11/27 (ot) (26 att., 1 TD)
 116, Bre. Hall, NYJ at GB 10/16 (20 att., 1 TD)
 115, Henry, TEN at KC 11/06 (ot) (17 att., 2 TD)
 115, Pollard, DAL at GB 11/13 (ot) (22 att., 1 TD)
 114, Etienne, JAX vs. NYG 10/23 (14 att., 1 TD)
 114, Henry, TEN at IND 10/02 (22 att., 1 TD)
 113, Mostert, MIA at NYJ 10/09 (18 att., 1 TD)
 113, Chubb, CLE vs. PIT 09/22 (23 att., 1 TD)
 113, Foreman, CAR vs. DEN 11/27 (24 att., 0 TD)
 112, Hill, NO vs. SEA 10/09 (9 att., 3 TD)
 111, Cook, MIN vs. ARI 10/30 (20 att., 1 TD)
 110, Barkley, NYG at JAX 10/23 (24 att., 0 TD)
 110, A. Jones, GB vs. NE 10/02 (ot) (16 att., 0 TD)
 109, Jacobs, LV at DEN 11/20 (ot) (24 att., 0 TD)
 109, Walker, SEA at ARI 11/06 (26 att., 2 TD)
 109, Etienne, JAX vs. LV 11/06 (28 att., 2 TD)
 108, McCaffrey, SF at SEA 12/15 (26 att., 1 TD)
 108, Jama. Williams, DET vs. SEA 10/02 (19 att., 2 TD)
 108, McCaffrey, CAR vs. NO 09/25 (25 att., 0 TD)
 107, Jones, NYG at JAX 10/23 (11 att., 1 TD)
 107, Pacheco, KC at LAC 11/20 (15 att., 0 TD)
 107, L. Jackson, BAL at NE 09/25 (11 att., 1 TD)
 107, Walker, SEA at KC 12/24 (26 att., 0 TD)
 106, Singletary, BUF at CHI 12/24 (12 att., 1 TD)
 106, Perine, CIN vs. KC 12/04 (21 att., 0 TD)
 105, R. White, TB vs. SEA 11/13 (22 att., 0 TD)
 105, Robinson, WAS vs. ATL 11/27 (18 att., 0 TD)
 105, Pollard, DAL at NYG 09/26 (13 att., 0 TD)
 104, Henry, TEN at LAC 12/18 (21 att., 1 TD)
 103, Etienne, JAX vs. DAL 12/18 (ot) (19 att., 0 TD)
 103, Kamara, NO vs. SEA 10/09 (23 att., 0 TD)
 102, McCaffrey, CAR at NYG 09/18 (15 att., 0 TD)
 102, Henry, TEN at WAS 10/09 (28 att., 2 TD)
 101, Chubb, CLE vs. CIN 10/31 (23 att., 2 TD)
 100, J. Robinson, JAX at LAC 09/25 (17 att., 1 TD)
 100, Murray, ARI at SEA 10/16 (10 att., 0 TD)

WEEK 16 / THROUGH MONDAY, DECEMBER 26, 2022**NFL / LEADING PASSERS**

Player, Team	Att	Comp	Pct Comp	Yds	Avg Gain	TD	Pct TD	Long	Int	Pct Int	Rating Points
Tagovailoa, Mia.	400	259	64.8	3548	8.87	25	6.3	84t	8	2.0	105.5
Mahomes, K.C.	580	388	66.9	4720	8.14	37	6.4	57	11	1.9	105.1
Hurts, Phi.	425	286	67.3	3472	8.17	22	5.2	68	5	1.2	104.6
Garoppolo, S.F.	308	207	67.2	2437	7.91	16	5.2	57t	4	1.3	103.0
G. Smith, Sea.	512	362	70.7	3886	7.59	27	5.3	54	9	1.8	102.9
Burrow, Cin.	564	389	69.0	4260	7.55	34	6.0	60t	12	2.1	102.3
Goff, Det.	524	338	64.5	3959	7.56	26	5.0	81	7	1.3	98.3
Prescott, Dal.	316	218	69.0	2450	7.75	20	6.3	68t	12	3.8	97.2
Allen, Buf.	536	340	63.4	4029	7.52	32	6.0	98t	13	2.4	96.1
Lawrence, Jac.	531	350	65.9	3749	7.06	24	4.5	59t	7	1.3	96.0
Dalton, N.O.	331	219	66.2	2495	7.54	17	5.1	64	8	2.4	95.7
Tannehill, Ten.	325	212	65.2	2536	7.80	13	4.0	69	6	1.8	94.6
Cousins, Min.	592	389	65.7	4117	6.95	27	4.6	64t	11	1.9	93.3
Aa. Rodgers, G.B.	491	318	64.8	3331	6.78	24	4.9	58t	11	2.2	91.3
Herbert, LA-C	634	431	68.0	4254	6.71	21	3.3	55	10	1.6	91.2
L. Jackson, Bal.	326	203	62.3	2242	6.88	17	5.2	75t	7	2.1	91.1
Jones, NY-G	448	298	66.5	3028	6.76	13	2.9	65t	5	1.1	90.7
Heinicke, Was.	259	161	62.2	1859	7.18	12	4.6	61	6	2.3	89.6
Brissett, Cle.	369	236	64.0	2608	7.07	12	3.3	55	6	1.6	88.9
Fields, Chi.	297	185	62.3	2167	7.30	16	5.4	56	10	3.4	88.3
Mariota, Atl.	300	184	61.3	2219	7.40	15	5.0	75t	9	3.0	88.2
Brady, T.B.	671	443	66.0	4178	6.23	21	3.1	51	9	1.3	87.9
Stafford, LA-R	303	206	68.0	2087	6.89	10	3.3	75t	8	2.6	87.4
Murray, Ariz	390	259	66.4	2368	6.07	14	3.6	38t	7	1.8	87.2
Wentz, Was.	248	156	62.9	1612	6.50	11	4.4	75t	6	2.4	86.3
Carr, L.V.	502	305	60.8	3522	7.02	24	4.8	60	14	2.8	86.3
Mac Jones, N.E.	369	242	65.6	2550	6.91	9	2.4	48t	8	2.2	84.6
Ryan, Ind.	461	309	67.0	3057	6.63	14	3.0	45	13	2.8	83.9
Wilson, Den.	421	253	60.1	3019	7.17	12	2.9	67t	9	2.1	82.6
Mayfield, Car.-LA-R	290	177	61.0	1884	6.50	10	3.4	75t	7	2.4	81.5
Mills, Hou.	401	248	61.8	2618	6.53	14	3.5	58	13	3.2	79.0
*Pickett, Pit.	333	217	65.2	2041	6.13	5	1.5	57	9	2.7	75.7
Z. Wilson, NY-J	242	132	54.5	1688	6.98	6	2.5	79	7	2.9	72.8

NFL / LEADING PASSERS, RANKS

Player, Team	Att	Comp	Pct Comp	Yds	Avg Gain	TD	Pct TD	Long	Int	Pct Int	Rating Points
Tagovailoa, Mia.	17	15t	20	10	1	7	3	14t	14	1	
Mahomes, K.C.	4	5	9	1	3	1	1	25t	13	2	
Hurts, Phi.	14	14	6	12	2	11	10	2t	2	3	
Garoppolo, S.F.	26	25	7	23	4	17t	9	1	3	4	
G. Smith, Sea.	9	6	1	8	7	4t	7	18t	9	5	
Burrow, Cin.	5	3t	3	2	9	2	4	28t	15	6	
Goff, Det.	8	9	21	7	8	6	13	8t	5	7	
Prescott, Dal.	25	22	2	22	6	14	2	28t	33	8	
Allen, Buf.	6	8	23	6	11	3	5	30t	24	9	
Lawrence, Jac.	7	7	14	9	17	8t	18	8t	4	10	
Dalton, N.O.	22	21	12	21	10	15t	11	14t	22	11	
Tannehill, Ten.	24	24	17	20	5	23t	20	4t	11	12	
Cousins, Min.	3	3t	15	5	20	4t	17	25t	12	13	
Aa. Rodgers, G.B.	11	10	19	13	24	8t	14	25t	19	14	
Herbert, LA-C	2	2	5	3	26	12t	24	23t	7	15	
L. Jackson, Bal.	23	27	26	25	23	15t	8	8t	17	16	
Jones, NY-G	13	13	10	15	25	23t	29	2t	1	17	
Heinicke, Was.	31	31	27	31	14	25t	16	4t	20	18	
Brissett, Cle.	19t	20	22	18	16	25t	26	4t	8	19	
Fields, Chi.	29	28	25	27	13	17t	6	23t	32	20	
Mariota, Atl.	28	29	29	26	12	19	12	18t	30	21	
Brady, T.B.	1	1	13	4	31	12t	27	18t	6	22	
Stafford, LA-R	27	26	4	28	22	29t	25	14t	25	23	
Murray, Ariz	18	15t	11	24	33	20t	21	8t	10	24	
Wentz, Was.	32	32	24	33	29	28	19	4t	23	25	
Carr, L.V.	10	12	31	11	18	8t	15	33	27	26	
Mac Jones, N.E.	19t	19	16	19	21	31	32	14t	18	27	
Ryan, Ind.	12	11	8	14	27	20t	28	30t	28	28	
Wilson, Den.	15	17	32	16	15	25t	30	18t	16	29	
Mayfield, Car.-LA-R	30	30	30	30	30	29t	23	8t	21	30	
Mills, Hou.	16	18	28	17	28	20t	22	30t	31	31	
*Pickett, Pit.	21	23	18	29	32	34t	33	18t	26	32	
Z. Wilson, NY-J	33	33	33	32	19	33	31	8t	29	33	

NFL / FOURTH-QUARTER PASSING LEADERS

Rank	Player, Team	Att	Comp	Comp%	Yards	YPA	TD	TD%	Int	Int%	Rating
1)	Burrow, Cin.	128	91	71.1	1033	8.07	11	8.6	2	1.6	117.1
2)	G. Smith, Sea.	130	90	69.2	1094	8.42	9	6.9	2	1.5	111.5
3)	Prescott, Dal.	62	43	69.4	531	8.56	4	6.5	1	1.6	110.3
4)	Hurts, Phi.	55	38	69.1	434	7.89	4	7.3	1	1.8	109.2
5)	Cousins, Min.	168	110	65.5	1283	7.64	12	7.1	3	1.8	104.8
6)	Trubisky, Pit.	42	24	57.1	305	7.26	3	7.1	0	0.0	103.8
7)	Goff, Det.	150	93	62.0	1121	7.47	10	6.7	2	1.3	101.6
8)	Z. Wilson, NY-J	59	37	62.7	490	8.31	3	5.1	1	1.7	98.8
9)	Tannehill, Ten.	71	50	70.4	557	7.85	2	2.8	1	1.4	97.0
10)	Tagovailoa, Mia.	82	53	64.6	693	8.45	5	6.1	3	3.7	96.2
11)	Garoppolo, S.F.	67	45	67.2	562	8.39	3	4.5	2	3.0	95.5
12)	Brady, T.B.	206	137	66.5	1239	6.01	11	5.3	3	1.5	94.3
13)	J. Winston, N.O.	48	33	68.8	534	11.13	4	8.3	5	10.4	93.9
14)	Mariota, Atl.	69	42	60.9	609	8.83	4	5.8	3	4.3	90.8
15)	Mayfield, Car.-LA-R	91	58	63.7	755	8.30	5	5.5	4	4.4	89.8
16)	Lawrence, Jac.	139	88	63.3	877	6.31	7	5.0	3	2.2	88.9
17)	Flacco, NY-J	61	38	62.3	367	6.02	3	4.9	1	1.6	88.6
18)	Ryan, Ind.	135	89	65.9	927	6.87	5	3.7	4	3.0	85.6
19)	Herbert, LA-C	182	123	67.6	1068	5.87	6	3.3	4	2.2	84.7
20)	Brissett, Cle.	105	64	61.0	738	7.03	4	3.8	3	2.9	83.0
21)	Aa. Rodgers, G.B.	147	87	59.2	913	6.21	5	3.4	2	1.4	83.0
22)	C. Rush, Dal.	59	34	57.6	320	5.42	3	5.1	1	1.7	82.6
23)	Mahomes, K.C.	110	72	65.5	956	8.69	4	3.6	6	5.5	82.2
24)	Murray, Ariz	124	76	61.3	657	5.30	5	4.0	2	1.6	82.0
25)	Allen, Buf.	109	63	57.8	779	7.15	5	4.6	4	3.7	80.0
26)	Wentz, Was.	107	72	67.3	639	5.97	4	3.7	4	3.7	79.9
27)	Dalton, N.O.	99	61	61.6	649	6.56	3	3.0	3	3.0	78.2
28)	Jones, NY-G	122	74	60.7	729	5.98	4	3.3	3	2.5	78.2
29)	Mac Jones, N.E.	108	64	59.3	727	6.73	2	1.9	2	1.9	78.0
30)	Wilson, Den.	116	65	56.0	780	6.72	3	2.6	3	2.6	74.6
31)	Heinicke, Was.	69	45	65.2	519	7.52	2	2.9	4	5.8	73.3
32)	L. Jackson, Bal.	64	41	64.1	502	7.84	2	3.1	4	6.3	72.5
33)	Carr, L.V.	151	78	51.7	973	6.44	6	4.0	5	3.3	71.4
34)	Rypien, Den.	38	23	60.5	174	4.58	2	5.3	2	5.3	67.2
35)	Stafford, LA-R	80	57	71.3	469	5.86	0	0.0	4	5.0	65.1
36)	*Pickett, Pit.	99	63	63.6	637	6.43	1	1.0	5	5.1	64.2
37)	Mills, Hou.	132	76	57.6	903	6.84	3	2.3	7	5.3	64.0
38)	M. White, NY-J	45	24	53.3	287	6.38	0	0.0	1	2.2	63.8
39)	Fields, Chi.	75	47	62.7	446	5.95	4	5.3	6	8.0	63.5
40)	Watson, Cle.	38	17	44.7	148	3.89	0	0.0	1	2.6	44.6
41)	McSorley, Ariz	38	20	52.6	195	5.13	0	0.0	4	10.5	27.7

NFL / THIRD-DOWN PASSING LEADERS

Rank	Player, Team	Att	Comp	Comp%	Yards	YPA	TD	TD%	Int	Int%	Rating
1)	Tagovailoa, Mia.	106	69	65.1	996	9.40	11	10.4	0	0.0	130.1
2)	Garoppolo, S.F.	85	55	64.7	699	8.22	7	8.2	1	1.2	112.8
3)	G. Smith, Sea.	114	75	65.8	820	7.19	10	8.8	1	0.9	112.5
4)	Burrow, Cin.	136	94	69.1	1013	7.45	11	8.1	2	1.5	111.6
5)	Mahomes, K.C.	134	82	61.2	1407	10.50	12	9.0	5	3.7	111.1
6)	Goff, Det.	131	88	67.2	1097	8.37	8	6.1	2	1.5	106.9
7)	Hurts, Phi.	82	53	64.6	752	9.17	3	3.7	1	1.2	101.3
8)	Cousins, Min.	154	93	60.4	1056	6.86	14	9.1	4	2.6	100.5
9)	Lawrence, Jac.	132	80	60.6	919	6.96	7	5.3	1	0.8	96.1
10)	Allen, Buf.	112	63	56.3	900	8.04	8	7.1	3	2.7	95.1
11)	Prescott, Dal.	81	46	56.8	807	9.96	8	9.9	6	7.4	93.0
12)	Stafford, LA-R	77	49	63.6	550	7.14	3	3.9	1	1.3	92.5
13)	Murray, Ariz	88	47	53.4	481	5.47	8	9.1	2	2.3	90.2
14)	Tannehill, Ten.	94	57	60.6	622	6.62	4	4.3	1	1.1	89.9
15)	Carr, L.V.	136	80	58.8	1019	7.49	7	5.1	4	2.9	87.2
16)	Fields, Chi.	85	54	63.5	662	7.79	6	7.1	5	5.9	86.5
17)	Mac Jones, N.E.	92	55	59.8	741	8.05	4	4.3	3	3.3	86.4
18)	Herbert, LA-C	163	106	65.0	1152	7.07	3	1.8	3	1.8	84.2
19)	Dalton, N.O.	105	67	63.8	789	7.51	5	4.8	5	4.8	82.6
20)	Wilson, Den.	115	64	55.7	883	7.68	4	3.5	3	2.6	81.2
21)	Ryan, Ind.	117	82	70.1	724	6.19	3	2.6	4	3.4	80.6
22)	Aa. Rodgers, G.B.	118	72	61.0	862	7.31	4	3.4	4	3.4	80.5
23)	Brissett, Cle.	100	61	61.0	775	7.75	1	1.0	2	2.0	80.2
24)	Brady, T.B.	166	100	60.2	915	5.51	7	4.2	4	2.4	79.3
25)	Jones, NY-G	127	73	57.5	767	6.04	2	1.6	1	0.8	77.1
26)	*Pickett, Pit.	89	54	60.7	586	6.58	1	1.1	2	2.2	74.5
27)	L. Jackson, Bal.	81	41	50.6	433	5.35	5	6.2	3	3.7	71.7
28)	Mariota, Atl.	81	44	54.3	475	5.86	2	2.5	2	2.5	69.7
29)	Mayfield, Car.-LA-R	73	44	60.3	432	5.92	3	4.1	4	5.5	67.8
30)	Heinicke, Was.	76	39	51.3	409	5.38	2	2.6	2	2.6	65.1
31)	Z. Wilson, NY-J	75	38	50.7	449	5.99	4	5.3	4	5.3	64.8
32)	Mills, Hou.	112	61	54.5	642	5.73	3	2.7	6	5.4	58.0

NFL / LEADING RUSHERS

Rank	Player, Team	Att	Yards	Avg	Long	TD
1)	Jacobs, L.V.	306	1539	5.0	86t	11
2)	Henry, Ten.	319	1429	4.5	56	13
3)	Chubb, Cle.	276	1344	4.9	41t	12
4)	Barkley, NY-G	283	1254	4.4	68	10
5)	Sanders, Phi.	236	1175	5.0	40t	11
6)	Cook, Min.	244	1109	4.5	81t	8
7)	Fields, Chi. (QB)	150	1011	6.7	67t	8
8)	Etienne, Jac.	204	1000	4.9	49	4
9)	Pollard, Dal.	186	988	5.3	57t	9
10)	McCaffrey, Car.-S.F.	215	973	4.5	49	7
11)	A. Jones, G.B.	187	962	5.1	36	2
12)	Stevenson, N.E.	196	944	4.8	49	5
13)	*Pierce, Hou.	220	939	4.3	75t	4
14)	Taylor, Ind.	192	861	4.5	66t	4
15)	Jama. Williams, Det.	224	850	3.8	51t	14
16)	Harris, Pit.	227	843	3.7	36	6
17)	Elliot, Dal.	204	829	4.1	27	11
18)	*Allgeier, Atl.	166	817	4.9	44	2
19)	Foreman, Car.	178	811	4.6	60	5
20)	*Walker, Sea.	176	803	4.6	74t	9
21)	Mostert, Mia.	161	791	4.9	67	3
22)	Singletary, Buf.	170	790	4.6	33t	5
23)	Mixon, Cin.	199	787	4.0	40	6
24)	L. Jackson, Bal. (QB)	112	764	6.8	79t	3
25)	Ekeler, LA-C	183	759	4.1	71	11
26)	Montgomery, Chi.	188	756	4.0	28	5
27)	Hurts, Phi. (QB)	156	747	4.8	42	13
28)	Allen, Buf. (QB)	115	746	6.5	44	7
29)	J. Wilson, S.F.-Mia.	145	743	5.1	41	5
30)	*Pacheco, K.C.	153	735	4.8	28	3
31)	Kamara, N.O.	184	717	3.9	27	2
32)	*Robinson, Was.	181	710	3.9	24	2
33)	Conner, Ariz	167	703	4.2	23	7
34)	Dillon, G.B.	165	696	4.2	27	6
35)	Herbert, Chi.	114	650	5.7	63	4
36)	Fournette, T.B.	179	640	3.6	23	3
37)	Patterson, Atl.	130	635	4.9	40	6
38)	Jones, NY-G (QB)	109	617	5.7	24	5
39)	Murray, N.O.-Den.	144	601	4.2	52	5
40)	C. Akers, LA-R	148	559	3.8	21	7
41)	Gibson, Was.	149	546	3.7	20	3
42)	Hill, N.O. (TE)	77	505	6.6	60t	6
43)	*Bre. Hall, NY-J	80	463	5.8	62t	4
44)	*Cook, Buf.	80	462	5.8	33	2
45)	Hunt, Cle.	117	455	3.9	24t	3
46)	*R. White, T.B.	114	444	3.9	35	1
47)	Swift, Det.	82	439	5.4	50	4
48)	Mariota, Atl. (QB)	85	438	5.2	30	4
49)	Dobbins, Bal.	75	427	5.7	44	2
50)	Robinson, Jac.-NY-J	110	425	3.9	50t	3

NFL / THIRD-AND-ONE RUSHING LEADERS

Rank	Player, Team	Att	FD	Pct
1t)	Herbert, LA-C	7	7	100.0
1t)	*Allgeier, Atl.	6	6	100.0
1t)	Prescott, Dal.	6	6	100.0
1t)	Jones, NY-G	5	5	100.0
1t)	Michel, LA-C	5	5	100.0
1t)	Cousins, Min.	4	4	100.0
1t)	Ingram, N.O.	4	4	100.0
1t)	Montgomery, Chi.	4	4	100.0
1t)	*Pickett, Pit.	4	4	100.0
10)	Elliot, Dal.	13	12	92.3
11t)	Allen, Buf.	9	8	88.9
11t)	Fields, Chi.	9	8	88.9
13t)	Brissett, Cle.	8	7	87.5
13t)	Lawrence, Jac.	8	7	87.5
15t)	C. Akers, LA-R	7	6	85.7
15t)	D. Watt, Pit.	7	6	85.7
17t)	Hurts, Phi.	18	15	83.3
17t)	Garoppolo, S.F.	6	5	83.3
17t)	L. Jackson, Bal.	6	5	83.3
20)	*R. White, T.B.	11	9	81.8
21t)	Conner, Ariz	15	12	80.0
21t)	Henry, Ten.	10	8	80.0
21t)	Singleton, Buf.	10	8	80.0
21t)	Ricard, Bal.	5	4	80.0
25t)	Mixon, Cin.	9	7	77.8
25t)	Pollard, Dal.	9	7	77.8
27t)	*Robinson, Was.	12	9	75.0
27t)	Dillon, G.B.	8	6	75.0
27t)	Hill, N.O.	8	6	75.0
27t)	Sanders, Phi.	8	6	75.0
31t)	Kamara, N.O.	7	5	71.4
31t)	Stevenson, N.E.	7	5	71.4
33)	*Walker, Sea.	10	7	70.0
34t)	*Pierce, Hou.	12	8	66.7
34t)	Etienne, Jac.	9	6	66.7
34t)	Murray, N.O.-Den.	9	6	66.7
34t)	Burrow, Cin.	6	4	66.7
34t)	Mariota, Atl.	6	4	66.7
34t)	McCaffrey, Car.-S.F.	6	4	66.7
40)	Jacobs, L.V.	8	5	62.5
41t)	Ekeler, LA-C	10	6	60.0
41t)	Jama. Williams, Det.	10	6	60.0
43)	Taylor, Ind.	13	7	53.8
44)	Fournette, T.B.	12	6	50.0

NFL / LEADERS IN RECEPTIONS

Rank	Player, Team	Rec	Yards	Avg	Long	TD
1)	Jefferson, Min.	123	1756	14.3	64	8
2)	Hill, Mia.	113	1632	14.4	64	7
3)	Diggs, Buf.	101	1325	13.1	53t	10
4)	Ekeler, LA-C (RB)	99	647	6.5	23	5
5)	Kelce, K.C. (TE)	97	1257	13.0	52	12
6)	St. Brown, Det.	96	1050	10.9	49	6
7)	Lamb, Dal.	91	1207	13.3	39	8
8)	Pittman, Ind.	90	854	9.5	28	2
9)	Godwin, T.B.	89	848	9.5	44	3
10)	Adams, L.V.	88	1290	14.7	58t	12
11)	Metcalfe, Sea.	86	1005	11.7	54	6
12)	D. Johnson, Pit.	82	809	9.9	37	0
13)	Brown, Phi.	80	1304	16.3	68	10
14t)	D. Smith, Phi.	79	1014	12.8	45	7
14t)	Chase, Cin.	79	960	12.2	60t	8
16t)	Lockett, Sea.	78	964	12.4	40t	8
16t)	Hockenson, Det.-Min. (TE)	78	839	10.8	81	6
18t)	Kirk, Jac.	76	988	13.0	49	7
18t)	McCaffrey, Car.-S.F. (RB)	76	635	8.4	49	4
20t)	Kupp, LA-R	75	812	10.8	75t	6
20t)	Z. Jones, Jac.	75	778	10.4	59t	5
22)	Smith-Schuster, K.C.	74	877	11.9	53	3
23t)	Higgins, Cin.	73	1022	14.0	59t	7
23t)	Cooper, Cle.	73	1004	13.8	55	7
25)	McLaurin, Was.	72	1092	15.2	51	4
26)	*G. Wilson, NY-J	71	996	14.0	60	4
27t)	Palmer, LA-C	68	730	10.7	50t	3
27t)	Engram, Jac. (TE)	68	723	10.6	36	4
27t)	Fournette, T.B. (RB)	68	500	7.4	44	3
30t)	Waddle, Mia.	67	1260	18.8	84t	8
30t)	Evans, T.B.	67	917	13.7	51	3
30t)	Thielen, Min.	67	692	10.3	36	5
33t)	Aiyuk, S.F.	65	855	13.2	54	7
33t)	Higbee, LA-R (TE)	65	576	8.9	26	3
35t)	Andrews, Bal. (TE)	64	747	11.7	36	5
35t)	Hopkins, Ariz	64	717	11.2	33t	3
37)	*Olave, N.O.	63	940	14.9	53t	3
38t)	Samuel, Was.	62	652	10.5	49t	4
38t)	Stevenson, N.E. (RB)	62	384	6.2	40	1
40)	*London, Atl.	61	699	11.5	37	4
41t)	Freiermuth, Pit. (TE)	60	696	11.6	57	2
41t)	M. Brown, Ariz	60	641	10.7	47	3
43t)	Peoples-Jones, Cle.	58	784	13.5	42	2
43t)	Meyers, N.E.	58	723	12.5	48t	4
45)	Sutton, Den.	57	752	13.2	51	1
46)	Moore, Car.	56	761	13.6	62t	6
47t)	Jeudy, Den.	55	780	14.2	67t	6
47t)	Kamara, N.O. (RB)	55	480	8.7	54	2
47t)	Mixon, Cin. (RB)	55	400	7.3	35	2
47t)	Barkley, NY-G (RB)	55	343	6.2	41	0

WEEK 16 / THROUGH MONDAY, DECEMBER 26, 2022**NFL / RECEIVING YARDAGE LEADERS**

Rank	Player, Team	Yards	Rec	Avg	Long	TD
1)	Jefferson, Min.	1756	123	14.3	64	8
2)	Hill, Mia.	1632	113	14.4	64	7
3)	Diggs, Buf.	1325	101	13.1	53t	10
4)	Brown, Phi.	1304	80	16.3	68	10
5)	Adams, L.V.	1290	88	14.7	58t	12
6)	Waddle, Mia.	1260	67	18.8	84t	8
7)	Kelce, K.C. (TE)	1257	97	13.0	52	12
8)	Lamb, Dal.	1207	91	13.3	39	8
9)	McLaurin, Was.	1092	72	15.2	51	4
10)	St. Brown, Det.	1050	96	10.9	49	6
11)	Higgins, Cin.	1022	73	14.0	59t	7
12)	D. Smith, Phi.	1014	79	12.8	45	7
13)	Metcalfe, Sea.	1005	86	11.7	54	6
14)	Cooper, Cle.	1004	73	13.8	55	7
15)	*G. Wilson, NY-J	996	71	14.0	60	4
16)	Kirk, Jac.	988	76	13.0	49	7
17)	Lockett, Sea.	964	78	12.4	40t	8
18)	Chase, Cin.	960	79	12.2	60t	8
19)	*Olave, N.O.	940	63	14.9	53t	3
20)	Evans, T.B.	917	67	13.7	51	3
21)	Smith-Schuster, K.C.	877	74	11.9	53	3
22)	Aiyuk, S.F.	855	65	13.2	54	7
23)	Pittman, Ind.	854	90	9.5	28	2
24)	Godwin, T.B.	848	89	9.5	44	3
25)	Hockenson, Det.-Min. (TE)	839	78	10.8	81	6
26)	Kupp, LA-R	812	75	10.8	75t	6
27)	D. Johnson, Pit.	809	82	9.9	37	0
28)	Davis, Buf.	797	45	17.7	98t	7
29)	Peoples-Jones, Cle.	784	58	13.5	42	2
30)	Jeudy, Den.	780	55	14.2	67t	6
31)	Z. Jones, Jac.	778	75	10.4	59t	5
32)	Williams, LA-C	769	52	14.8	55	4
33)	Moore, Car.	761	56	13.6	62t	6
34)	Sutton, Den.	752	57	13.2	51	1
35)	Andrews, Bal. (TE)	747	64	11.7	36	5
36)	Palmer, LA-C	730	68	10.7	50t	3
37t)	Engram, Jac. (TE)	723	68	10.6	36	4
37t)	Meyers, N.E.	723	58	12.5	48t	4
39)	Hopkins, Ariz	717	64	11.2	33t	3
40)	Kittle, S.F. (TE)	713	52	13.7	54t	8
41)	Boyd, Cin.	711	53	13.4	60t	5
42)	Slayton, NY-G	710	44	16.1	55	2
43)	*Pickens, Pit.	700	47	14.9	42	3
44)	*London, Atl.	699	61	11.5	37	4
45)	Freiermuth, Pit. (TE)	696	60	11.6	57	2
46)	Thielen, Min.	692	67	10.3	36	5
47)	Lazard, G.B.	688	51	13.5	47	5
48)	Samuel, Was.	652	62	10.5	49t	4
49)	Ekeler, LA-C (RB)	647	99	6.5	23	5
50)	M. Brown, Ariz	641	60	10.7	47	3

WEEK 16 / THROUGH MONDAY, DECEMBER 26, 2022**NFL / THIRD-DOWN RECEIVING LEADERS**

Rank	Player, Team	Rec	Yards	Avg	Long	TD
1)	Jefferson, Min.	29	476	16.4	47	5
2t)	Hill, Mia.	27	431	16.0	60t	4
2t)	St. Brown, Det.	27	339	12.6	49	2
2t)	Pittman, Ind.	27	200	7.4	24	0
5)	Cooper, Cle.	25	386	15.4	53	1
6t)	*Olave, N.O.	24	352	14.7	53t	3
6t)	Hockenson, Det.-Min. (TE)	24	307	12.8	58	3
8)	Lamb, Dal.	23	374	16.3	39	3
9t)	Waddle, Mia.	22	382	17.4	67t	2
9t)	Adams, L.V.	22	376	17.1	48t	2
9t)	Kelce, K.C. (TE)	22	327	14.9	34	3
9t)	Chase, Cin.	22	198	9.0	23	1
9t)	McCaffrey, Car.-S.F. (RB)	22	146	6.6	27t	4
14)	Samuel, Was.	21	223	10.6	26	2
15t)	Brown, Phi.	20	333	16.7	68	3
15t)	*G. Wilson, NY-J	20	285	14.3	54	3
15t)	McLaurin, Was.	20	236	11.8	26	1
15t)	Jennings, S.F.	20	224	11.2	44	0
19t)	Smith-Schuster, K.C.	19	336	17.7	53	3
19t)	Meyers, N.E.	19	283	14.9	48t	1
19t)	Godwin, T.B.	19	154	8.1	20	1
19t)	Ekeler, LA-C (RB)	19	104	5.5	16	0
23t)	D. Smith, Phi.	18	273	15.2	38	1
23t)	Metcalfe, Sea.	18	238	13.2	50t	3
23t)	Palmer, LA-C	18	237	13.2	45	0
23t)	Z. Jones, Jac.	18	223	12.4	29	1
23t)	Lockett, Sea.	18	204	11.3	36t	3
23t)	Conklin, NY-J (TE)	18	185	10.3	27	3
23t)	Abdullah, L.V. (RB)	18	178	9.9	23	1
30t)	Sutton, Den.	17	263	15.5	35	1
30t)	Moore, Car.	17	242	14.2	47	1
30t)	Freiermuth, Pit. (TE)	17	227	13.4	57	1
30t)	Engram, Jac. (TE)	17	178	10.5	23	2
30t)	Hurst, Cin. (TE)	17	132	7.8	20	1
35t)	*Pickens, Pit.	16	273	17.1	38	1
35t)	Raymond, Det.	16	232	14.5	56	0
35t)	Evans, T.B.	16	218	13.6	41	0
35t)	Kirk, Jac.	16	217	13.6	45	2
35t)	Boyd, Cin.	16	175	10.9	56t	3
35t)	D. Johnson, Pit.	16	151	9.4	19	0
41t)	Jeudy, Den.	15	281	18.7	67t	1
41t)	Lazard, G.B.	15	259	17.3	47	0
41t)	Kupp, LA-R	15	226	15.1	75t	2
41t)	Kittle, S.F. (TE)	15	223	14.9	39t	4
41t)	Everett, LA-C (TE)	15	181	12.1	25	1
41t)	Allen, LA-C	15	178	11.9	46	0
41t)	Al. Robinson, LA-R	15	147	9.8	29	1
41t)	Burkhead, Hou. (RB)	15	95	6.3	17	0
49t)	Peoples-Jones, Cle.	14	212	15.1	42	1
49t)	Diggs, Buf.	14	210	15.0	53t	1
49t)	Samuel, S.F.	14	194	13.9	57t	2
49t)	McKinnon, K.C. (RB)	14	184	13.1	56t	2
49t)	Andrews, Bal. (TE)	14	177	12.6	36	2
49t)	Aiyuk, S.F.	14	159	11.4	24	1
49t)	Njoku, Cle. (TE)	14	129	9.2	33	0

WEEK 16 / THROUGH MONDAY, DECEMBER 26, 2022**NFL / LEADING SCORERS, NONKICKERS**

Rank	Player, Team	TD	Rush	Rec	Ret	X2	Pts
1)	Ekeler, LA-C (RB)	16	11	5	0	0	96
2)	Jama. Williams, Det. (RB)	14	14	0	0	1	86
3)	Hurts, Phi. (QB)	13	13	0	0	2	82
4)	Henry, Ten. (RB)	13	13	0	0	0	78
5t)	Chubb, Cle. (RB)	12	12	0	0	1	74
5t)	Kelce, K.C. (TE)	12	0	12	0	1	74
7t)	Adams, L.V. (WR)	12	0	12	0	0	72
7t)	Pollard, Dal. (RB)	12	9	3	0	0	72
9t)	Elliot, Dal. (RB)	11	11	0	0	0	66
9t)	Jacobs, L.V. (RB)	11	11	0	0	0	66
9t)	McCaffrey, Car.-S.F. (RB)	11	7	4	0	0	66
9t)	Sanders, Phi. (RB)	11	11	0	0	0	66
13)	Barkley, NY-G (RB)	10	10	0	0	1	62
14t)	Brown, Phi. (WR)	10	0	10	0	0	60
14t)	Cook, Min. (RB)	10	8	2	0	0	60
14t)	Diggs, Buf. (WR)	10	0	10	0	0	60
17)	Jefferson, Min. (WR)	9	1	8	0	1	56
18t)	*Walker, Sea. (RB)	9	9	0	0	0	54
18t)	*Watson, G.B. (WR)	9	2	7	0	0	54
20t)	Chase, Cin. (WR)	8	0	8	0	0	48
20t)	Conner, Ariz (RB)	8	7	1	0	0	48
20t)	Fields, Chi. (QB)	8	8	0	0	0	48
20t)	Harris, Pit. (RB)	8	6	2	0	0	48
20t)	Hill, N.O. (TE)	8	6	2	0	0	48
20t)	Hill, Mia. (WR)	8	0	7	1	0	48
20t)	Kittle, S.F. (TE)	8	0	8	0	0	48
20t)	Lamb, Dal. (WR)	8	0	8	0	0	48
20t)	Lockett, Sea. (WR)	8	0	8	0	0	48
20t)	Mixon, Cin. (RB)	8	6	2	0	0	48
20t)	Waddle, Mia. (WR)	8	0	8	0	0	48
31t)	Allen, Buf. (QB)	7	7	0	0	1	44
31t)	*Dotson, Was. (WR)	7	0	7	0	1	44
31t)	Higgins, Cin. (WR)	7	0	7	0	1	44
31t)	A. Jones, G.B. (RB)	7	2	5	0	1	44
31t)	McKinnon, K.C. (RB)	7	1	6	0	1	44
36t)	Aiyuk, S.F. (WR)	7	0	7	0	0	42
36t)	C. Akers, LA-R (RB)	7	7	0	0	0	42
36t)	Cooper, Cle. (WR)	7	0	7	0	0	42
36t)	Davis, Buf. (WR)	7	0	7	0	0	42
36t)	J. Johnson, N.O. (TE)	7	0	7	0	0	42
36t)	Kirk, Jac. (WR)	7	0	7	0	0	42
36t)	Kupp, LA-R (WR)	7	1	6	0	0	42
36t)	Patterson, Atl. (RB)	7	6	0	1	0	42
36t)	D. Smith, Phi. (WR)	7	0	7	0	0	42
45)	Hockenson, Det.-Min. (TE)	6	0	6	0	2	40
46)	Swift, Det. (RB)	6	4	2	0	1	38
47t)	Dillon, G.B. (RB)	6	6	0	0	0	36
47t)	Edwards-Helaire, K.C. (RB)	6	3	3	0	0	36
47t)	Fournette, T.B. (RB)	6	3	3	0	0	36
47t)	Hardman, K.C. (WR)	6	2	4	0	0	36
47t)	Jeudy, Den. (WR)	6	0	6	0	0	36
47t)	Metcalfe, Sea. (WR)	6	0	6	0	0	36
47t)	Montgomery, Chi. (RB)	6	5	1	0	0	36
47t)	Moore, Car. (WR)	6	0	6	0	0	36
47t)	Perine, Cin. (RB)	6	2	4	0	0	36
47t)	Singletary, Buf. (RB)	6	5	1	0	0	36
47t)	St. Brown, Det. (WR)	6	0	6	0	0	36
47t)	Stevenson, N.E. (RB)	6	5	1	0	0	36
47t)	J. Wilson, S.F.-Mia. (RB)	6	5	1	0	0	36

WEEK 16 / THROUGH MONDAY, DECEMBER 26, 2022**NFL / LEADING SCORERS, KICKERS**

Rank	Player, Team	PAT	FG	Pct	Long	Pts
1)	Maher, Dal.	47/49	27/30	.900	60	128
2)	Tucker, Bal.	29/30	32/38	.842	58	125
3)	Bass, Buf.	43/45	27/31	.871	56	124
4)	Carlson, L.V.	30/31	30/33	.909	57	120
5t)	Myers, Sea.	38/39	27/28	.964	56	119
5t)	Pineiro, Car.	26/28	31/33	.939	54	119
7)	Folk, N.E.	28/30	30/35	.857	54	118
8)	Patterson, Jac.	30/31	27/32	.844	52	111
9)	Gould, S.F.	41/42	23/27	.852	51	110
10)	Koo, Atl.	28/30	27/32	.844	54	109
11)	Succop, T.B.	21/21	29/34	.853	54	108
12t)	Gano, NY-G	26/28	27/30	.900	57	107
12t)	J. Sanders, Mia.	38/41	23/28	.821	55	107
14)	Zuerlein, NY-J	28/29	26/31	.839	60	106
15)	McPherson, Cin.	37/41	22/27	.815	59	103
16t)	Fairbairn, Hou.	21/21	27/29	.931	55	102
16t)	Joseph, Min.	36/41	22/27	.815	61	102
18)	Gay, LA-R	29/30	24/26	.923	58	101
19)	McLaughlin, Ind.	16/16	28/33	.848	52	100
20)	*York, Cle.	30/32	23/31	.742	58	99
21)	McManus, Den.	18/20	26/34	.765	55	96
22)	Lutz, N.O.	30/30	21/27	.778	60	93
23t)	Crosby, G.B.	31/33	20/23	.870	48	91
23t)	Elliot, Phi.	49/51	14/17	.824	54	91
25)	Slye, Was.	21/24	22/25	.880	58	87
26)	Badgley, Chi.-Det.	26/26	20/23	.870	53	86
27)	Santos, Chi.	25/30	20/22	.909	51	85
28)	Butker, K.C.	31/34	17/22	.773	62	82
29)	*Dicker, Phi.-LA-C	18/18	18/19	.947	47	72
30)	Prater, Ariz	15/15	18/20	.900	56	69
31)	Bullock, Ten.	26/26	12/15	.800	48	62
32t)	Boswell, Pit.	15/15	15/22	.682	59	60
32t)	Wright, K.C.-Pit.	15/15	15/18	.833	59	60
34)	Hopkins, LA-C	12/12	9/10	.900	43	39
35)	Seibert, Det.	12/12	3/ 5	.600	48	21
36)	Ammendola, K.C.-Ariz	5/ 7	5/ 7	.714	31	20
37)	Blankenship, Ind.-Ariz	4/ 5	4/ 5	.800	50	16
38)	Bertolet, Car.-LA-C	6/ 6	3/ 3	1.000	28	15
39)	*Shudak, Ten.	1/ 1	3/ 4	.750	38	10
40)	Vizcaino, N.E.-Ariz-N.E.	3/ 3	2/ 2	1.000	46	9
41)	*Sciba, Pit.	1/ 1	2/ 2	1.000	38	7
42)	Eberle, Det.	2/ 4	1/ 1	1.000	49	5
43)	Lambo, Ten.	3/ 4	0/ 0	---	--	3
44t)	Reid, K.C.	1/ 2	0/ 0	---	--	1
44t)	Wishnowsky, S.F.	1/ 2	0/ 0	---	--	1

NFL / TOUCHBACKS ON KICKOFFS

Rank	Player, Team	TB
1)	Maher, Dal.	73
2)	Elliott, Phi.	56
3)	J. Sanders, Mia.	55
4t)	Slye, Was.	54
4t)	Tucker, Bal.	54
6)	Gay, LA-R	53
7)	Pinion, Atl.	50
8)	Carlson, L.V.	49
9)	Joseph, Min.	48
10)	McPherson, Cin.	47
11t)	Gano, NY-G	46
11t)	Myers, Sea.	46
13)	*York, Cle.	45
14)	Lutz, N.O.	43
15)	Zuerlein, NY-J	42
16)	Bass, Buf.	41
17t)	McManus, Den.	40
17t)	Patterson, Jac.	40
17t)	Pineiro, Car.	40
20)	Fox, Det.	39
21t)	Butker, K.C.	36
21t)	Gould, S.F.	36
23)	*Dicker, Phi.-LA-C	34
24t)	*Camarda, T.B.	32
24t)	McLaughlin, Ind.	32
26)	Fairbairn, Hou.	30
27t)	Bailey, N.E.	28
27t)	Bullock, Ten.	28
27t)	Santos, Chi.	28
30)	Prater, Ariz	27
31t)	Blankenship, Ind.-Ariz	17
31t)	Boswell, Pit.	17
31t)	Hopkins, LA-C	17
34)	Wright, K.C.-Pit.	15
35t)	Ammendola, K.C.-Ariz	12
35t)	Crosby, G.B.	12
37)	Mann, NY-J	11
38)	*Gill, Chi.	7
39t)	Bertolet, Car.-LA-C	5
39t)	Eberle, Det.	5
39t)	Reid, K.C.	5
39t)	Scott, LA-C	5
43t)	*Shudak, Ten.	4
43t)	Vizcaino, N.E.-Ariz-N.E.	4
45t)	Ahmed, G.B.	3
45t)	Seibert, Det.	3
47)	*Stonehouse, Ten.	2
48)	Folk, N.E.	1

WEEK 16 / THROUGH MONDAY, DECEMBER 26, 2022

NFL / MOST YARDS FROM SCRIMMAGE

Rank	Player, Team	Total			Rushing			Receiving		
		Yards	Att+Rec	Avg	Yards	Att	Avg	Yards	Rec	Avg
1)	Jacobs, L.V. (RB)	1908	353	5.4	1539	306	5.0	369	47	7.9
2)	Henry, Ten. (RB)	1808	351	5.2	1429	319	4.5	379	32	11.8
3)	Jefferson, Min. (WR)	1780	127	14.0	24	4	6.0	1756	123	14.3
4)	Hill, Mia. (WR)	1662	119	14.0	30	6	5.0	1632	113	14.4
5)	McCaffrey, Car.-S.F. (RB)	1608	291	5.5	973	215	4.5	635	76	8.4
6)	Barkley, NY-G (RB)	1597	338	4.7	1254	283	4.4	343	55	6.2
7)	Chubb, Cle. (RB)	1526	297	5.1	1344	276	4.9	182	21	8.7
8)	Ekeler, LA-C (RB)	1406	282	5.0	759	183	4.1	647	99	6.5
9)	Cook, Min. (RB)	1387	280	5.0	1109	244	4.5	278	36	7.7
10)	Pollard, Dal. (RB)	1359	225	6.0	988	186	5.3	371	39	9.5
11)	A. Jones, G.B. (RB)	1335	241	5.5	962	187	5.1	373	54	6.9
12)	Stevenson, N.E. (RB)	1328	258	5.1	944	196	4.8	384	62	6.2
13)	Diggs, Buf. (WR)	1322	102	13.0	-3	1	-3.0	1325	101	13.1
14)	Brown, Phi. (WR)	1304	80	16.3	0	0	---	1304	80	16.3
15)	Adams, L.V. (WR)	1289	91	14.2	-1	3	-0.3	1290	88	14.7
16)	Waddle, Mia. (WR)	1277	69	18.5	17	2	8.5	1260	67	18.8
17)	Etienne, Jac. (RB)	1267	234	5.4	1000	204	4.9	267	30	8.9
18)	Kelce, K.C. (TE)	1262	99	12.7	5	2	2.5	1257	97	13.0
19)	Lamb, Dal. (WR)	1254	101	12.4	47	10	4.7	1207	91	13.3
20)	Sanders, Phi. (RB)	1253	256	4.9	1175	236	5.0	78	20	3.9
21)	Kamara, N.O. (RB)	1197	239	5.0	717	184	3.9	480	55	8.7
22)	Mixon, Cin. (RB)	1187	254	4.7	787	199	4.0	400	55	7.3
23)	St. Brown, Det. (WR)	1145	105	10.9	95	9	10.6	1050	96	10.9
24)	Fournette, T.B. (RB)	1140	247	4.6	640	179	3.6	500	68	7.4
25)	McLaurin, Was. (WR)	1109	78	14.2	17	6	2.8	1092	72	15.2
26)	*Pierce, Hou. (RB)	1104	250	4.4	939	220	4.3	165	30	5.5
27)	Singletary, Buf. (RB)	1067	207	5.2	790	170	4.6	277	37	7.5
28)	Montgomery, Chi. (RB)	1060	220	4.8	756	188	4.0	304	32	9.5
29)	Harris, Pit. (RB)	1050	265	4.0	843	227	3.7	207	38	5.4
30)	Higgins, Cin. (WR)	1022	73	14.0	0	0	---	1022	73	14.0
31)	D. Smith, Phi. (WR)	1014	79	12.8	0	0	---	1014	79	12.8
32)	Fields, Chi. (QB)	1011	150	6.7	1011	150	6.7	0	0	---
33)	Metcalfe, Sea. (WR)	1005	86	11.7	0	0	---	1005	86	11.7
34t)	Cooper, Cle. (WR)	1004	73	13.8	0	0	---	1004	73	13.8
34t)	Taylor, Ind. (RB)	1004	220	4.6	861	192	4.5	143	28	5.1
36)	*G. Wilson, NY-J (WR)	1000	75	13.3	4	4	1.0	996	71	14.0
37)	Kirk, Jac. (WR)	999	81	12.3	11	5	2.2	988	76	13.0
38)	Conner, Ariz (RB)	972	210	4.6	703	167	4.2	269	43	6.3
39)	Chase, Cin. (WR)	968	84	11.5	8	5	1.6	960	79	12.2
40)	Lockett, Sea. (WR)	964	78	12.4	0	0	---	964	78	12.4
41)	*Walker, Sea. (RB)	949	201	4.7	803	176	4.6	146	25	5.8
42)	*Allgeier, Atl. (RB)	944	181	5.2	817	166	4.9	127	15	8.5
43)	Mostert, Mia. (RB)	941	182	5.2	791	161	4.9	150	21	7.1
44)	*Olave, N.O. (WR)	940	63	14.9	0	0	---	940	63	14.9
45)	Elliot, Dal. (RB)	921	221	4.2	829	204	4.1	92	17	5.4
46)	Evans, T.B. (WR)	917	67	13.7	0	0	---	917	67	13.7
47)	Jama. Williams, Det. (RB)	910	235	3.9	850	224	3.8	60	11	5.5
48)	Dillon, G.B. (RB)	902	193	4.7	696	165	4.2	206	28	7.4
49)	Gibson, Was. (RB)	899	195	4.6	546	149	3.7	353	46	7.7
50)	J. Wilson, S.F.-Mia. (RB)	895	162	5.5	743	145	5.1	152	17	8.9

NFL / LEADERS IN FIRST DOWNS

Rank	Player, Team	Rush	Rec	Tot
1)	Jacobs, L.V. (RB)	86	14	100
2)	McCaffrey, Car.-S.F. (RB)	50	31	81
3)	Jefferson, Min. (WR)	2	77	79
4t)	Henry, Ten. (RB)	64	10	74
4t)	Hill, Mia. (WR)	2	72	74
6)	Kelce, K.C. (TE)	1	72	73
7)	Ekeler, LA-C (RB)	39	32	71
8t)	Barkley, NY-G (RB)	60	10	70
8t)	Chubb, Cle. (RB)	61	9	70
10)	Diggs, Buf. (WR)	0	68	68
11)	A. Jones, G.B. (RB)	47	19	66
12t)	Hurts, Phi. (QB)	64	0	64
12t)	Lamb, Dal. (WR)	3	61	64
12t)	Pollard, Dal. (RB)	46	18	64
15t)	Fournette, T.B. (RB)	38	25	63
15t)	St. Brown, Det. (WR)	3	60	63
17t)	Cook, Min. (RB)	47	15	62
17t)	Etienne, Jac. (RB)	49	13	62
17t)	Fields, Chi. (QB)	62	0	62
20t)	Mixon, Cin. (RB)	45	16	61
20t)	*Pierce, Hou. (RB)	54	7	61
22t)	Sanders, Phi. (RB)	58	2	60
22t)	Stevenson, N.E. (RB)	47	13	60
24)	Jama. Williams, Det. (RB)	55	3	58
25)	Cooper, Cle. (WR)	0	57	57
26)	Adams, L.V. (WR)	0	56	56
27t)	Singletary, Buf. (RB)	40	15	55
27t)	Waddle, Mia. (WR)	0	55	55
29t)	Brown, Phi. (WR)	0	54	54
29t)	Chase, Cin. (WR)	0	54	54
29t)	Conner, Ariz (RB)	44	10	54
32)	McLaurin, Was. (WR)	1	52	53
33t)	Allen, Buf. (QB)	52	0	52
33t)	Elliott, Dal. (RB)	48	4	52
35t)	Dillon, G.B. (RB)	41	9	50
35t)	Gibson, Was. (RB)	32	18	50
35t)	Harris, Pit. (RB)	36	14	50
35t)	Kirk, Jac. (WR)	0	50	50
35t)	Montgomery, Chi. (RB)	40	10	50
35t)	*G. Wilson, NY-J (WR)	0	50	50
41t)	Jones, NY-G (QB)	49	0	49
41t)	Kamara, N.O. (RB)	32	17	49
41t)	D. Smith, Phi. (WR)	0	49	49
44)	*Robinson, Was. (RB)	45	3	48
45t)	*Allgeier, Atl. (RB)	40	7	47
45t)	Evans, T.B. (WR)	0	47	47
45t)	Lockett, Sea. (WR)	0	47	47
45t)	Pittman, Ind. (WR)	2	45	47
49t)	Godwin, T.B. (WR)	0	46	46
49t)	Higgins, Cin. (WR)	0	46	46
49t)	L. Jackson, Bal. (QB)	46	0	46
49t)	Kupp, LA-R (WR)	4	42	46
49t)	Metcalfe, Sea. (WR)	0	46	46
49t)	Samuel, Was. (WR)	11	35	46

WEEK 16 / THROUGH MONDAY, DECEMBER 26, 2022**NFL / LEADING PUNTERS**

Rank	Player, Team	No	Yards	Lg	Avg	TB	Blk	Dwn	OB	Opp Ret	In Yds	Net 20	Avg
1)	*Stonehouse, Ten.	82	4376	74	53.4	8	0	9	1	54	574	29	44.4
2)	Townsend, K.C.	44	2213	76	50.3	4	0	6	3	17	131	18	45.5
3)	Cooke, Jac.	49	2441	70	49.8	6	0	6	3	27	185	16	43.6
4)	Dickson, Sea.	57	2797	68	49.1	3	0	7	5	30	177	19	44.9
5)	*Camarda, T.B.	69	3379	74	49.0	9	0	5	9	30	368	18	41.0
6)	Anger, Dal.	55	2692	83	48.9	6	0	5	1	25	203	21	43.1
7)	Dixon, LA-R	60	2926	65	48.8	2	2	4	10	31	322	15	41.4
8)	A. Cole, L.V.	55	2681	67	48.7	1	0	9	6	24	269	24	43.5
9)	Bojorquez, Cle.	53	2578	76	48.6	6	0	9	7	22	284	21	41.0
10)	Fox, Det.	45	2187	66	48.6	3	0	6	3	25	265	13	41.4
11)	Johnston, Hou.	78	3785	67	48.5	4	0	10	6	39	352	32	43.0
12)	Hekker, Car.	70	3393	68	48.5	5	0	10	5	27	231	32	43.7
13)	Martin, Buf.	42	2021	67	48.1	5	1	5	6	13	120	15	41.9
14)	*Wright, Min.	70	3327	73	47.5	1	1	5	7	35	270	32	42.8
15)	Lee, Ariz	63	2969	65	47.1	4	0	6	3	35	315	17	40.9
16)	Gillan, NY-G	67	3152	69	47.0	8	1	4	6	26	247	26	40.4
17)	Way, Was.	74	3476	68	47.0	4	0	13	5	29	196	33	43.2
18)	Mann, NY-J	75	3518	72	46.9	8	0	11	13	30	355	22	40.0
19)	Gillikin, N.O.	66	3091	63	46.8	6	0	11	6	24	223	25	41.6
20)	*Gill, Chi.	56	2606	63	46.5	3	1	7	3	27	261	15	40.1
21)	Morstead, Mia.	53	2458	66	46.4	2	0	11	1	26	273	22	40.5
22)	Waitman, Den.	86	3975	58	46.2	5	0	13	3	40	311	27	41.4
23)	*Stout, Bal.	50	2302	69	46.0	6	0	5	3	20	137	23	40.9
24)	Siposs, Phi.	44	2005	59	45.6	3	1	7	3	20	161	16	39.6
25)	Pinion, Atl.	56	2543	73	45.4	2	0	7	4	23	224	20	40.7
26)	Haack, Ind.	64	2869	70	44.8	3	1	9	8	25	176	26	40.5
27)	O'Donnell, G.B.	49	2195	72	44.8	1	1	8	4	19	190	23	39.7
28)	Harvin, Pit.	64	2829	69	44.2	5	0	9	7	22	130	18	40.6
29)	Wishnowsky, S.F.	54	2365	74	43.8	5	0	15	6	15	136	28	39.4
30)	Scott, LA-C	64	2746	55	42.9	3	0	8	6	17	58	23	41.1
31)	Bailey, N.E.	37	1557	62	42.1	5	0	3	5	16	152	12	35.3

NFL / LEADING PUNTERS, NET AVERAGE

Rank	Player, Team	No	Yards	Lg	Avg	TB	Blk	Dwn	OB	Opp Ret	In Yds	Net 20	Avg
1)	Townsend, K.C.	44	2213	76	50.3	4	0	6	3	17	131	18	45.5
2)	Dickson, Sea.	57	2797	68	49.1	3	0	7	5	30	177	19	44.9
3)	*Stonehouse, Ten.	82	4376	74	53.4	8	0	9	1	54	574	29	44.4
4)	Hekker, Car.	70	3393	68	48.5	5	0	10	5	27	231	32	43.7
5)	Cooke, Jac.	49	2441	70	49.8	6	0	6	3	27	185	16	43.6
6)	A. Cole, L.V.	55	2681	67	48.7	1	0	9	6	24	269	24	43.5
7)	Way, Was.	74	3476	68	47.0	4	0	13	5	29	196	33	43.2
8)	Anger, Dal.	55	2692	83	48.9	6	0	5	1	25	203	21	43.1
9)	Johnston, Hou.	78	3785	67	48.5	4	0	10	6	39	352	32	43.0
10)	*Wright, Min.	70	3327	73	47.5	1	1	5	7	35	270	32	42.8
11)	Martin, Buf.	42	2021	67	48.1	5	1	5	6	13	120	15	41.9
12)	Gillikin, N.O.	66	3091	63	46.8	6	0	11	6	24	223	25	41.6
13)	Waitman, Den.	86	3975	58	46.2	5	0	13	3	40	311	27	41.4
14)	Fox, Det.	45	2187	66	48.6	3	0	6	3	25	265	13	41.4
15)	Dixon, LA-R	60	2926	65	48.8	2	2	4	10	31	322	15	41.4
16)	Scott, LA-C	64	2746	55	42.9	3	0	8	6	17	58	23	41.1
17)	*Camarda, T.B.	69	3379	74	49.0	9	0	5	9	30	368	18	41.0
18)	Bojorquez, Cle.	53	2578	76	48.6	6	0	9	7	22	284	21	41.0
19)	*Stout, Bal.	50	2302	69	46.0	6	0	5	3	20	137	23	40.9
20)	Lee, Ariz	63	2969	65	47.1	4	0	6	3	35	315	17	40.9
21)	Pinion, Atl.	56	2543	73	45.4	2	0	7	4	23	224	20	40.7
22)	Harvin, Pit.	64	2829	69	44.2	5	0	9	7	22	130	18	40.6
23)	Haack, Ind.	64	2869	70	44.8	3	1	9	8	25	176	26	40.5
24)	Morstead, Mia.	53	2458	66	46.4	2	0	11	1	26	273	22	40.5
25)	Gillan, NY-G	67	3152	69	47.0	8	1	4	6	26	247	26	40.4
26)	*Gill, Chi.	56	2606	63	46.5	3	1	7	3	27	261	15	40.1
27)	Mann, NY-J	75	3518	72	46.9	8	0	11	13	30	355	22	40.0
28)	O'Donnell, G.B.	49	2195	72	44.8	1	1	8	4	19	190	23	39.7
29)	Siposs, Phi.	44	2005	59	45.6	3	1	7	3	20	161	16	39.6
30)	Wishnowsky, S.F.	54	2365	74	43.8	5	0	15	6	15	136	28	39.4
31)	Bailey, N.E.	37	1557	62	42.1	5	0	3	5	16	152	12	35.3

WEEK 16 / THROUGH MONDAY, DECEMBER 26, 2022**NFL / PUNT RETURN LEADERS**

Rank	Player, Team	Ret	FC	Yards	Avg	Long	TD
1)	A. Williams, Atl.	18	16	292	16.2	56	0
2)	*Mar. Jones, N.E.	26	8	337	13.0	84t	1
3)	Peoples-Jones, Cle.	18	9	223	12.4	76t	1
4)	Turpin, Dal.	22	23	261	11.9	52	0
5)	Carter, LA-C	24	15	276	11.5	23	0
6)	McCloud, S.F.	31	20	334	10.8	35	0
7)	Darden, T.B.-Cle.	31	18	330	10.6	24	0
8)	Taylor, Cin.	31	18	328	10.6	27	0
9)	Hines, Ind.-Buf.	26	12	258	9.9	28	0
10)	*Covey, Phi.	30	13	271	9.0	27	0
11)	King, Hou.	31	15	277	8.9	31	0
12)	*Washington, Den.	32	14	271	8.5	30	0
13)	Milne, Was.	32	19	241	7.5	19	0
14)	Powell, LA-R	21	16	155	7.4	22	0
15)	James, NY-G	24	11	174	7.3	23	0
16)	Agnew, Jac.	19	11	136	7.2	19	0
17)	Rodgers, G.B.-Hou.	20	15	139	7.0	20	0
18)	Reagor, Min.	24	13	163	6.8	25	0
19)	Dortch, Ariz	26	5	172	6.6	18	0
20)	S. Smith, Car.	23	9	143	6.2	22	0

NFL / KICKOFF RETURN LEADERS

Rank	Player, Team	Ret	Yards	Avg	Long	TD
1)	Nixon, G.B.	30	825	27.5	93	0
2)	Ju. Jackson, Det.	21	565	26.9	42	0
3)	Nwangwu, Min.	30	779	26.0	97t	1
4)	*Ford, Cle.	24	607	25.3	48	0
5)	Rodgers, Ind.	18	452	25.1	45	0
6)	*Mar. Jones, N.E.	23	563	24.5	46	0
7)	Turpin, Dal.	19	457	24.1	63	0
8)	Gibson, Was.	21	486	23.1	45	0
9)	Berrios, NY-J	24	549	22.9	42	0
10)	McCloud, S.F.	23	518	22.5	39	0
11)	*Haskins, Ten.	19	414	21.8	37	0
12)	Abdullah, L.V.	25	518	20.7	33	0
13)	*Pacheco, K.C.	29	597	20.6	48	0
14)	Brightwell, NY-G	22	451	20.5	47	0
15)	Powell, LA-R	29	588	20.3	34	0
16)	Mostert, Mia.	22	423	19.2	28	0
17)	Carter, LA-C	26	497	19.1	33	0
18)	*Washington, Den.	18	340	18.9	29	0

WEEK 16 / THROUGH MONDAY, DECEMBER 26, 2022**NFL / LEADERS IN INTERCEPTIONS**

Rank	Player, Team	Int	Yards	Avg	Long	TD
1t)	Gardner-Johnson, Phi.	6	54	9.0	25	0
1t)	*Woolen, Sea.	6	47	7.8	40t	1
3t)	Fitzpatrick, Pit.	5	94	18.8	34	1
3t)	Alexander, G.B.	5	59	11.8	29	0
3t)	H. Smith, Min.	5	58	11.6	35	0
3t)	Simmons, Den.	5	51	10.2	23	0
3t)	*Bland, Dal.	5	19	3.8	15	0
8t)	Peterson, Min.	4	64	16.0	39	0
8t)	Hufanga, S.F.	4	61	15.3	52t	1
8t)	*Pitre, Hou.	4	57	14.3	29	0
8t)	Bell, Cin.	4	56	14.0	46	0
8t)	E. Jackson, Chi.	4	44	11.0	26	0
8t)	M. Williams, Bal.	4	33	8.3	33	0
8t)	Douglas, G.B.	4	26	6.5	22	0
8t)	Poyer, Buf.	4	6	1.5	6	0
8t)	Forrest, Was.	4	1	0.3	1	0
17t)	*Durant, LA-R	3	151	50.3	85t	1
17t)	Jo. Jones, N.E.	3	87	29.0	55	1
17t)	*Gordon, Chi.	3	78	26.0	42	0
17t)	Wilson, Ariz	3	77	25.7	39	1
17t)	Cisco, Jac.	3	72	24.0	59t	1
17t)	Jenkins, Jac.	3	64	21.3	52t	1
17t)	Bradberry, Phi.	3	54	18.0	27t	1
17t)	Horn, Car.	3	49	16.3	31	0
17t)	*Joseph, Det.	3	47	15.7	38	0
17t)	*Lloyd, Jac.	3	42	14.0	19	0
17t)	Smith, Chi.-Bal.	3	41	13.7	19	0
17t)	*Thomas, Ind.	3	40	13.3	35	0
17t)	Callahan, LA-C	3	37	12.3	26t	1
17t)	McCourty, N.E.	3	36	12.0	36	0
17t)	Joyner, NY-J	3	31	10.3	27	0
17t)	Humphrey, Bal.	3	26	8.7	26	0
17t)	Sutton, Pit.	3	26	8.7	26	0
17t)	Bates, Cin.	3	24	8.0	16	0
17t)	Slay, Phi.	3	17	5.7	19	0
17t)	Diggs, Dal.	3	10	3.3	7	0
17t)	Wallace, Pit.	3	3	1.0	3	0
17t)	J. Ward, S.F.	3	0	0.0	0	0

NFL / LEADERS IN SACKS

Rank	Player, Team	Sacks
1)	Bosa, S.F. (DE)	17.5
2)	Judon, N.E. (LB)	15.5
3)	Reddick, Phi. (LB)	14.0
4)	Garrett, Cle. (DE)	13.5
5)	Parsons, Dal. (LB)	13.0
6)	Burns, Car. (DE)	12.5
7t)	Highsmith, Pit. (LB)	12.0
7t)	C. Jones, K.C. (DT)	12.0
7t)	Quinn. Williams, NY-J (DT)	12.0
10t)	Crosby, L.V. (DE)	11.5
10t)	Uche, N.E. (LB)	11.5
12)	Sweat, Phi. (DE)	11.0
13)	Hunter, Min. (LB)	10.5
14t)	Hargrave, Phi. (NT)	10.0
14t)	Z. Smith, Min. (LB)	10.0
16t)	Ngakoue, Ind. (DE)	9.5
16t)	Payne, Was. (DT)	9.5
16t)	Watt, Ariz (DE)	9.5
19t)	B. Graham, Phi. (DE)	9.0
19t)	Houston, Bal. (LB)	9.0
19t)	Nwosu, Sea. (LB)	9.0
22t)	Ca. Heyward, Pit. (NT)	8.5
22t)	P. Smith, G.B. (LB)	8.5
24t)	Armstrong, Dal. (DE)	8.0
24t)	Autry, Ten. (DE)	8.0
24t)	Buckner, Ind. (DT)	8.0
24t)	Chubb, Den.-Mia. (LB)	8.0
24t)	Floyd, LA-R (LB)	8.0
24t)	Hughes, Hou. (DE)	8.0
24t)	Mack, LA-C (LB)	8.0
24t)	V. Miller, Buf. (LB)	8.0
32t)	Allen, Was. (DT)	7.5
32t)	Simmons, Ten. (DE)	7.5
34t)	*Hutchinson, Det. (DE)	7.0
34t)	Phillips, Mia. (LB)	7.0
34t)	Rousseau, Buf. (DE)	7.0
34t)	Sweat, Was. (DE)	7.0
38t)	D. Davis, N.O. (LB)	6.5
38t)	Epenesa, Buf. (DE)	6.5
38t)	Hubbard, Cin. (DE)	6.5
38t)	Dr. Jones, Den. (DE)	6.5
38t)	Lawrence, NY-G (NT)	6.5
38t)	Vea, T.B. (NT)	6.5
38t)	Walker, Ten. (DE)	6.5
38t)	Wise, N.E. (DE)	6.5
46t)	Cox, Phi. (DE)	6.0
46t)	Gary, G.B. (LB)	6.0
46t)	Hendrickson, Cin. (DE)	6.0
46t)	Ingram, Mia. (LB)	6.0
46t)	Jarrett, Atl. (NT)	6.0
46t)	Lawrence, Dal. (DE)	6.0
46t)	Lawson, NY-J (DE)	6.0
46t)	Luvu, Car. (LB)	6.0
46t)	Paye, Ind. (DE)	6.0
46t)	Taylor, Sea. (LB)	6.0
46t)	Wagner, LA-R (LB)	6.0

WEEK 16 / THROUGH MONDAY, DECEMBER 26, 2022**NFL / FUMBLE RECOVERIES**

Rank	Player, Team	TotRec	OffRec	DefRec
1)	Fields, Chi.	8	8	0
2)	Murray, Ariz	6	6	0
3t)	Allen, Buf.	5	5	0
3t)	Mayfield, Car.-LA-R	5	5	0
5t)	Cann, Hou.	4	4	0
5t)	Conner, Ariz	4	4	0
5t)	Dalton, N.O.	4	4	0
5t)	*Ebner, Chi.	4	4	0
5t)	Gross-Matos, Car.	4	1	3
5t)	Mahomes, K.C.	4	4	0
5t)	Mariota, Atl.	4	4	0
5t)	Rodgers, Ind.	4	3	1
5t)	Wentz, Was.	4	4	0
5t)	Wilson, Den.	4	4	0
15t)	Duvernay, Bal.	3	3	0
15t)	Herbert, LA-C	3	3	0
15t)	B. Hill, Cin.	3	0	3
15t)	C. Jones, L.V.	3	0	3
15t)	Reddick, Phi.	3	0	3
15t)	Ryan, Ind.	3	3	0
15t)	Rypien, Den.	3	3	0
15t)	Sanders, Phi.	3	3	0
15t)	Tagovailoa, Mia.	3	3	0
15t)	*Washington, Den.	3	3	0
15t)	*Williams, Dal.	3	0	3

WEEK 16 / THROUGH MONDAY, DECEMBER 26, 2022**NFL / OFFENSIVE FUMBLE RECOVERIES**

Rank	Player, Team	Ret	Yards	Avg	Long	TD
1)	Fields, Chi.	8	-4	-0.5	1	0
2)	Murray, Ariz	6	0	0.0	0	0
3t)	Allen, Buf.	5	0	0.0	0	0
3t)	Mayfield, Car.-LA-R	5	0	0.0	0	0
5t)	*Ebner, Chi.	4	1	0.3	10	0
5t)	Cann, Hou.	4	0	0.0	0	0
5t)	Conner, Ariz	4	0	0.0	0	0
5t)	Dalton, N.O.	4	0	0.0	0	0
5t)	Mahomes, K.C.	4	0	0.0	0	0
5t)	Mariota, Atl.	4	0	0.0	0	0
5t)	Wentz, Was.	4	0	0.0	0	0
5t)	Wilson, Den.	4	0	0.0	0	0
13t)	Rodgers, Ind.	3	15	5.0	18	0
13t)	Duvernay, Bal.	3	12	4.0	12	0
13t)	Herbert, LA-C	3	0	0.0	0	0
13t)	Ryan, Ind.	3	0	0.0	0	0
13t)	Rypien, Den.	3	0	0.0	0	0
13t)	Sanders, Phi.	3	0	0.0	0	0
13t)	Tagovailoa, Mia.	3	0	0.0	0	0
13t)	*Washington, Den.	3	0	0.0	0	0

NFL / DEFENSIVE FUMBLE RECOVERIES

Rank	Player, Team	Ret	Yards	Avg	Long	TD
1t)	C. Jones, L.V.	3	48	16.0	48t	1
1t)	Reddick, Phi.	3	1	0.3	1	0
1t)	B. Hill, Cin.	3	0	0.0	0	0
1t)	*Williams, Dal.	3	0	0.0	0	0
1t)	Gross-Matos, Car.	3	-2	-0.7	0	0
6t)	Murphy, Ariz	2	59	29.5	59t	1
6t)	Bynum, Min.	2	55	27.5	40	0
6t)	Mack, LA-C	2	44	22.0	44	0
6t)	Parsons, Dal.	2	36	18.0	36t	1
6t)	*Lloyd, Jac.	2	28	14.0	17	0
6t)	Greenlaw, S.F.	2	23	11.5	23t	1
6t)	King, Hou.	2	20	10.0	15	0
6t)	Howard, Mia.	2	16	8.0	16t	1
6t)	Evans, Atl.	2	8	4.0	10	0
6t)	M. Jackson, Sea.	2	8	4.0	8	0
6t)	*Woolen, Sea.	2	7	3.5	7	0
6t)	Kearse, Dal.	2	6	3.0	6	0
6t)	Roby, N.O.	2	6	3.0	4	0
6t)	Ward, Cle.	2	4	2.0	4t	2
6t)	*Belton, NY-G	2	3	1.5	3	0
6t)	Ingram, Mia.	2	3	1.5	2t	1
6t)	Dupree, Ten.	2	2	1.0	2	0
6t)	Armstrong, Dal.	2	1	0.5	1	0
6t)	Jackson, NY-G	2	1	0.5	1	0
6t)	*Thibodeaux, NY-G	2	1	0.5	1t	1
6t)	Toohill, Was.	2	1	0.5	1t	1
6t)	Barr, Dal.	2	0	0.0	0	0
6t)	Davis, Was.	2	0	0.0	0	0
6t)	Hargrave, Phi.	2	0	0.0	0	0
6t)	Humphrey, Bal.	2	0	0.0	0	0
6t)	J. Johnson, Cle.	2	0	0.0	0	0
6t)	Milano, Buf.	2	0	0.0	0	0
6t)	Okereke, Ind.	2	0	0.0	0	0
6t)	Oluokun, Jac.	2	0	0.0	0	0
6t)	Peters, Bal.	2	0	0.0	0	0
6t)	Reader, Cin.	2	0	0.0	0	0
6t)	Reed, G.B.	2	0	0.0	0	0
6t)	*Schooler, N.E.	2	0	0.0	0	0
6t)	L. Williams, NY-G	2	0	0.0	0	0

Team/Offense Rank (Within League)

BAL	BUF	CIN	CLE	DEN	HOU	IND	JAX	KC	LV	LAC	MIA	NE	NYJ	PIT	TEN	ARI	ATL	CAR	CHI	DAL	DET	GB	LAR	MIN	NO	NYG	PHI	SF	SEA	TB	WAS	
17	2	7	10	25	32	28	6	1	14	11	5	24	21	23	30	TYds/G	22	27	29	26	8	4	16	31	12	18	20	3	9	13	15	19
13	3	12	20	27	31	30	8	1	9	21	2	15	22	28	24	TYds/P	29	17	16	19	11	6	14	32	18	10	23	4	5	7	25	26
2	8	26	5	23	30	25	11	17	15	31	27	22	24	18	12	RYds/G	20	3	10	1	7	16	14	29	28	19	6	4	9	21	32	13
2	1	28	13	23	30	26	6	7	5	31	19	21	22	24	16	RshAvg	17	4	10	3	15	18	11	29	25	20	8	12	14	9	32	27
28	7	5	22	20	26	23	10	1	13	3	2	21	14	24	30	PsyAvg	18	31	29	32	16	8	17	25	6	15	27	9	12	11	4	19
23	7	9	18	27	29	31	11	2	12	16	1	13	24	26	20	PasAvg	32	19	15	28	8	5	14	30	17	6	25	3	4	10	21	22
18	20	12	11	24	31	29	1	9	25	6	23	17	14	26	15	%HdInt	16	22	21	32	30	3	13	28	8	27	2	5	7	10	4	19
22	8	18	13	31	17	28	4	3	6	10	11	24	16	14	30	Sac/PP	15	26	23	32	5	2	7	29	19	12	27	20	9	21	1	25
16	3	4	8	27	30	23	7	1	20t	10t	14t	29	26	17	32	1D/Gm	20t	22	31	28	9	6	19	25	5	24	12	2	18	14t	10t	13
11	1	4	20	32	30	29	9	2	18	10	22	26	28	8	24	3D Eff	27	12	31	7	5	13	19	16	15	14	23	3	6	17	21	25
23	12	32	9	18t	10	28t	15	4	5	16	14	31	25	2t	17	4D Eff	20	27	6	28t	7	13	26	1	21t	30	21t	2t	24	8	11	18t
6	11	9	12	20	13	18	24	26	31	5	30	7	3	32	19	PR Avg	21	1	27	15	4	2	17	23	25	14	29	16	8	28	10	22
14	23	27	11	32	12	1	8	29	25	30	31	6	20	24	22	KR Avg	17t	13	9	3	10	2	5	28	4	17t	26	16	15	7	21	19
22	14	25	8	21	10	28	3	2	7	31	19	32	16	27	1	GPntAv	13	24	11	23	6	9	29	12	17	18	20	26	30	4	5	15
19	11	31	18	13	9	23	5	1	6	16	24	32	27	22	3	NPntAv	20	21	4	26	8	14	28	15	10	12	25	30	29	2	17	7
15	4	6	14	32	30	31	11	2	12	13	9t	16	25	29	27	Pts/Gm	21	17	18t	22t	3	5	18t	26	7	22t	20	1	8	9t	28	24
19t	12	24t	32	30	4	22	17t	29	7	3	23	14	21	31	27	FG%	10	17t	2	5t	8t	26	13	5t	24t	28	8t	19t	16	1	15	11

Opponent/Defense Rank (Within League)

BAL	BUF	CIN	CLE	DEN	HOU	IND	JAX	KC	LV	LAC	MIA	NE	NYJ	PIT	TEN	ARI	ATL	CAR	CHI	DAL	DET	GB	LAR	MIN	NO	NYG	PHI	SF	SEA	TB	WAS	
10	7	13	16	5	30	11	26	15	25	19	21	8	3	18	23	TYDs/G	22	28	20	24	14	32	17	12	31	9	27	2	1	29	6	4
14	9	15	20	4	25	8	22	11	23	26	17	5	3	19	18	TYDs/P	21	29	12	30	10	32	27	16	31	7	28	2	1	24	6	13
3	4	7	25	16	32	20	14	8	15	26	10	9	11	6	2	RYDs/G	12	24	21	30	22	28t	27	5	19	23	28t	18	1	31	17	13
3	12	10	26	16	28	7	9	14	13	31	11	8	6	5	2	RshAvg	23	17	15	27	21	30	29	4	18	22	32	24	1	25	20	19
24	15	21	8	6	13	11	29	20	27	9	28	14	5	23	31	PsyD/G	26	25	18	12	10	30	3	22	32	2	19	1	16	17	4	7
20	8	19	16	2	23	11	27	10	26	14	17	6	5	28	25	PasAvg	18	30	13	31	7	32	24	22	29	4	15	1	9	21	3	12
11	12	18	26	10	13	27	14	28	30	9	29	5	15	1	21	%HdInt	20	19	22	4	6	23	2	7	17	31	32	3	8	16	24	25
5	16	29	22	19	12	4	28	6	30	15	20	3	10	21	24	Sac/PP	27	32	25	31	2	26	13	18	23	7	17	1	11	14	8	9
11	15	5t	14	7t	30	19t	27	18	24	10	23	5t	4	7t	19t	1D/Gm	28	26	21	22	16t	32	9	12	29	16t	31	13	1	25	3	2
2	11	19t	8	4	19t	7	29	12	22	18	25	21	15t	17	1	3D Eff	26	30	27	32	13	31	10	23	9	24	5	14	15t	28	6	3
31	20	7t	7t	28	26	14t	1t	27	21t	3	14t	1t	6	29t	32	4D Eff	19	12	4t	7t	21t	24	18	29t	10	13	25	23	11	4t	17	14t
5	18	28	32	10	16	7	6	8	29	1	25	13	30	3	27	PR Avg	15	22	14	21	11	26	23	24	9	19	20	12	17	2	31	4
7	4	12	16	13	1	23	10	24	3	11	32	19	6	27	2	KR Avg	5	15	17	30	25	9	20	18	26	22	28	29	14	8	31	21
12	18	24	8	32	20	16	10	19	22	30	1	4	3	14	6	GPntAV	25	5	9	29	11	15	13	27	7	2	17	31	26	21	28	23
13	15	14	4	32	9	16	12	23	26	28	20	1	5	17	6	NPntAV	18	3	10	25	8	2	11	24	19	7	22	31	21	30	27	29
3	2	9	21t	7t	26	25	15	16	23t	21t	27	5	4	13	11	Pts/Gm	30	23t	19	31	6	32	17t	17t	28	14	20	10	1	29	7t	12
8	4	10	12	32	18	28	30	24t	2	6	31	13t	5	20t	27	FG%	29	20t	9	1	22	11	13t	26	13t	24t	16	17	3	7	19	23



OFF THE FIELD



FRONT OFFICE & COACHING STAFF

PLAYER BIOS

ROSTER BREAKDOWN

2022 EAGLES STATISTICS

RECORD BOOK

NFL STATISTICS

OFF THE FIELD

HOPEWORKS FACILITY GRAND OPENING

HOPEWORKS KENSINGTON FACILITY

DECEMBER 19, 2022

S Anthony Harris

According to research, access to computers and technology equips individuals – especially young adults – with the tools needed to fully immerse oneself in the economic, political, and social aspects of the world. Many, though, do not have access to these resources.

To address the digital divide in our communities, the Eagles and Comcast helped Hopeworks open its new career development facility in Kensington on Monday, December 19. Founded in 1999, Hopeworks focuses on skill development, real-world job experience, and trauma-informed care to help propel young adults into long-term living wage careers.

Additionally, through the NFL's Digital Divide program, the Eagles made a \$15,000 donation to support Hopeworks' mission.



During the NFL season, Tuesdays are typically non-practice days for the team. Many Eagles players use this opportunity to enhance the quality of life for residents in the Greater Philadelphia region through the **Eagles Care Community Tuesday** initiative.



Established on September 8, 2019, the Eagles Autism Foundation was formed to centralize the team's autism activities into one organization, while strengthening its charitable mission to assist individuals and families affected by autism. Led by Chairman and CEO Jeffrey Lurie, the team's commitment to raising funds for cutting-edge autism research and care programs has grown exponentially, raising more than \$16 million since launching the Eagles Autism Challenge in May 2018.

The Centers for Disease Control and Prevention estimates that one in 44 people living in the United States are on the autism spectrum. Autism is a complex neurological and developmental condition that expresses itself differently in each individual. While it has become one of the fastest-growing developmental disorders in the country, autism has historically been underfunded, misunderstood, and under-researched.

By delivering the necessary resources to leading institutions, and through year-round fundraising efforts that inspire and engage the community, the Eagles Autism Foundation is turning awareness into action.

Eagles Autism Challenge

presented by Lincoln Financial Group

Saturday, May 20, 2023




\$16,000,000+ raised since 2018



The Eagles Autism Challenge presented by Lincoln Financial Group is a one-day bike ride and family-friendly 5K run/walk that donates 100% of participant-raised funds to institutions conducting innovative autism research and care.

The event features three levels of cycling registration – 30-Mile Wawa Classic, 10-Mile Wawa Shorti, and 10-Mile Youth Wawa Junior. In addition to the FreedomPay 5K Run/Walk, a Sensory Walk is offered to families and participants, which provides a shorter course around the outside perimeter of Lincoln Financial Field.


Thanks to the more than \$16 million raised, a total of 63 research projects and community grants have been funded for exploratory work in the field of autism.



**EAGLES SENSORY ROOM pres. by CHOP**

On August 4, 2019, the Eagles became one of the first sports franchises to build a state-of-the-art sensory room in its home venue. Now certified by KultureCity as a sensory-inclusive stadium, Lincoln Financial Field's Eagles Sensory Room presented by Children's Hospital of Philadelphia promotes an accommodating and positive experience for all guests and fans with sensory challenges.

The 500-square-foot, state-of-the-art sensory room has been carefully designed by top medical professionals to ensure a quieter and more secure environment. The certification process included the training of every Eagles employee and stadium staff member.



Eagles Huddle Up for Autism presented by Children's Hospital of Philadelphia is a family-friendly event held annually at Lincoln Financial Field.

Designed and catered specifically for guests with autism and developmental disabilities, Huddle Up features special appearances by Eagles players, Eagles Cheerleaders, SWOOP, live entertainment, games, and exclusive locker room tours.

Since 2009, Huddle Up has raised more than \$625,000 for the Center for Autism Research at Children's Hospital of Philadelphia.



The Eagles Radiothon presented by FirstTrust Bank and the Green Family Foundation is a multi-day auction held on SportsRadio 94WIP that offers fans the opportunity to bid on exclusive sports and entertainment experiences involving their favorite Eagles players and 94WIP radio personalities.


SENSORY SATURDAYS

WITH MAX

Sensory Saturdays with Max is a weekly Facebook segment featuring Max, a young boy with autism, and Board-Certified Behavioral Analyst Kirsten Saraceni who teach viewers how to make DIY sensory-friendly activities and toys. Special guests have included Eagles players, Eagles Cheerleaders, and SWOOP.



Through the Eagles Autism Foundation 50/50 Raffle presented by DraftKings, one lucky fan at every Eagles home game walks away a winner. Fans can purchase tickets for a 50/50 drawing at Lincoln Financial Field for a chance to win half of the jackpot. The other half supports the Eagles Autism Foundation.






EAGLES AUTISM FOUNDATION PRACTICE JERSEYS

The Eagles dedicate a training camp practice each season to the Eagles Autism Foundation by wearing specially designed jerseys to elevate the Foundation's platform and showcase the team's commitment of turning autism awareness into action.

The exclusive, one-of-a-kind jerseys feature Energy Green numbers and nameplates, along with the Eagles Autism Foundation logo prominently displayed on the front side and shoulder.

Each jersey is signed by the player who wore it and is auctioned off through the annual Eagles Radiothon.



MY CAUSE MY CLEATS



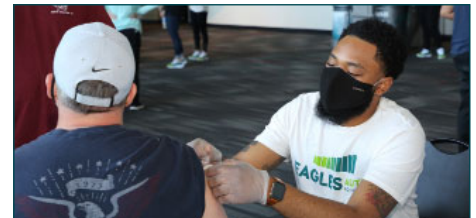
TRAINING CAMP PRACTICES

Training camp practices at Lincoln Financial Field serve as a vehicle to drive critical funds for autism research and care. All ticket proceeds from the public practices benefit the Eagles Autism Foundation.



COVID-19 VACCINATION CLINIC

In partnership with Divine Providence, the Eagles Autism Foundation organized the city's first COVID-19 vaccination clinic for the autism community in March 2021. The sensory-friendly environment was designed to ensure individuals could be vaccinated in a safe and efficient manner.



POPCORN FOR THE PEOPLE

To help combat the unemployment rate in the autism community, the Eagles Autism Foundation and Aramark have teamed up with Popcorn for the People, a nonprofit organization dedicated to creating meaningful employment for those with autism and developmental disabilities.



PHILADELPHIA ORCHESTRA

The Eagles Autism Foundation annually hosts a sensory-friendly concert performed by the iconic Philadelphia Orchestra. The performance is designed to be a welcoming, inclusive, and comfortable environment for guests with sensory sensitivities and cognitive and learning differences.

The concert supports the team's mission to assist individuals and families affected by autism, and promotes the Philadelphia Orchestra's Free Neighborhood Chamber Concert Series, which works to deepen ties to Philadelphians and makes music and arts education accessible to all people.





As proud Philadelphians who take their responsibility to the community seriously, the Eagles believe there is no offseason to good citizenship.

Since Jeffrey Lurie became Chairman and CEO in 1994, the Eagles have made it a priority to strengthen and support a high quality of life for individuals throughout the Greater Philadelphia area. Under Lurie's leadership, and by leveraging their platform as a professional sports team, the Eagles work to inspire, motivate, and educate in everything they do.

Through a commitment to social justice efforts and inspiring change, forming collaborative partnerships with area-based nonprofits, growing the game of football at the youth level, and more, the Eagles are honored to give back in ways that have the power to positively impact the lives of individuals everywhere.

The team takes great pride in serving its fans, local nonprofits, and the region at large, because to the Eagles, making the community proud is just as important off the field as it is on it.



COMMUNITY TUESDAYS



During the NFL season, Tuesdays are typically reserved as non-practice days for the team. Many Eagles players use this opportunity to enhance the quality of life for residents in the Greater Philadelphia region through the Eagles Care Community Tuesdays initiative.

Eagles players visit Children's Hospital of Philadelphia, elementary schools, food pantries, retirement facilities, Eagles Care partners, and more.

EAGLES CARE



The Eagles Care initiative, built off the belief that strong nonprofits build strong communities, connects the team with local organizations and works to strengthen each partner's impact in the community.

Through these partnerships, the Eagles devote their attention, support, and resources to ensure that each nonprofit's work is being amplified. Since 2013, the team has welcomed 30 nonprofits to the Eagles Care family.

EAGLES EYE MOBILE




The Eagles Eye Mobile powered by Vision To Learn travels to communities throughout the School District of Philadelphia, offering comprehensive eye exams and, if needed, prescription eyeglasses and follow-up care at no cost to families.

The Eagles Eye Mobile, which was founded by former Eagles Pro Bowl guard Jermaine Mayberry, has impacted nearly 100,000 children in the Greater Philadelphia area since 1996.

EAGLES SOCIAL JUSTICE FUND OF THE PHILADELPHIA FOUNDATION

Established in 2018, the Eagles Social Justice Fund was formed to provide grants to organizations that work to reduce barriers to equal opportunity, with a specific focus on education, community and police relations, improving the criminal justice system, and other initiatives targeting poverty, racial equality, and workforce development in the Greater Philadelphia area.

The Eagles Social Justice Leadership Council is led by a panel of players and club executives that works to identify potential grant recipients and secures contributions to the Fund, which is built through one-to-one matching donations from players and the club. In just four years, the program has allocated more than \$1.6 million in funding.



To help combat the increasing violence facing thousands of Philadelphia residents, the Eagles launched a targeted anti-gun violence campaign in January 2022. In conjunction with local nonprofits and the City, the team created a resource website, EndPhillyGunViolence.com, which has been designed to aggregate information and steer young people to proven and effective help.

The Eagles joined the **Wear Orange** movement on June 3, 2022, by wearing orange practice shirts on the field to commemorate survivors and those who have fallen victim to gun violence. All player shirts worn at practice were listed on NFL Auction, with proceeds benefiting Frontline Dads and Mothers In Charge.

As an additional measure to help reduce gun violence in the community, the Philadelphia Police Department held a gun buyback event at Lincoln Financial Field on June 6. The event was supported by the Eagles and the Center for Violence Prevention at CHOP.





YOUTH FOOTBALL

The Eagles are dedicated to inspiring the next generation of Eagles fans by increasing participation in youth football across the Greater Philadelphia area.

The team accomplishes this through program development, equipment donations, and financial support. League platforms (NFL PLAY 60, NFL FLAG, Eagles Football Academy, 7v7 Tournaments) and grassroots partnerships (Leveling the Playing Field, Every Kid Sports, Positive Coaching Alliance) ensure that the game is being taught properly to inspire the next generation of athletes.

From March 2021 to March 2022, the Eagles youth football program impacted more than 89,000 kids and contributed a total value of approximately \$2,150,000 in grants, equipment donations, experiences, and more.



GIRLS HIGH SCHOOL FLAG FOOTBALL LEAGUE

To support and promote female participation in sport, the Eagles launched the state's first Girls High School Flag Football League, featuring schools from the Philadelphia


Public and Catholic Leagues. The goal of the multi-year program is to make girls flag football an officially sanctioned sport in the state of Pennsylvania.



SPORTS BRA DONATION

The Eagles purchased \$100,000 worth of sports bras (6,000 total) and distributed them through the team's nonprofit partner, Leveling the Playing Field.

The Eagles became the first NFL team to support female youth athletes in this capacity. The purchase of the 6,000 sports bras are enough to outfit every female athlete in the Philadelphia School District.





The connection between the Eagles and their fans has always been a special bond. It is a relationship that has existed for generations and is one that continues to grow stronger as the years go on.

The Eagles are inspired by the relentless passion and support they receive and have always made it a priority to engage the fanbase by offering unique experiences and memories to last a lifetime.

Annual events like Women's Football Festival, Kids Club activities, Spotlight Forums, training camp public practices, and youth football camps, among others, have enabled fans to connect with their favorite team, players, and franchise legends on a deeper level. Many of these programs have even developed into family traditions for some, bringing together loved ones from all across the country.

The Eagles are proud to celebrate their fans in many special ways, both on and off the field.

SPOTLIGHT FORUMS



YOUTH FOOTBALL CAMPS



YOGA ON THE FIELD



JUNIOR CHEER CLINICS



EAGLES KIDS CLUB



WOMEN'S FOOTBALL FESTIVAL



MADDEN CLUB CHAMPIONSHIPS



FANTASY DRAFT PARTIES





The Eagles believe the path to sustainability is a journey, not a destination. With the opening of Lincoln Financial Field in 2003, the team's road to becoming an eco-friendly operation began.

What started with a blue recycling bin under each employee's desk has grown into a company-wide sustainability program that is reducing the organization's overall impact on the environment in a financially responsible manner.

With the help of partners and fans, the Eagles have been able to develop a multi-operational action plan that incorporates green energy production, recycling, composting, energy efficiency, ocean conservation, and reforestation, among other ventures.

The Eagles, who wear the color "green" with pride, are committed to serving as proud environmental stewards for a community that gives so much to them throughout the year.

"SUSTAINABLE" SUCCESS



In December 2018, Lincoln Financial Field was awarded LEED Gold certification by the U.S. Green Building Council for implementing practical and measurable strategies and solutions aimed at achieving high performance in sustainable site development, water savings, energy efficiency, materials selection, and indoor environmental quality.



The Eagles are the first pro sports team in the world to receive the prestigious ISO 20121 Event Sustainability Management System certification.

ISO 20121 is an international standard designed to help organizations in the event and hospitality industry to integrate sustainability into its management operations.



The Eagles are the first U.S. pro sports team to offset team travel emissions through Ocean Conservancy's Blue Playbook. The Eagles work closely with Ocean Conservancy and The Ocean Foundation on seagrass and mangrove coastal restoration efforts in Puerto Rico's Jobos Bay National Estuarine Research Reserve.



In September 2020, Lincoln Financial Field achieved Global Biorisk Advisory Council (GBAC) STAR accreditation. Under the guidance of GBAC, a Division of ISSA, the worldwide cleaning industry association, Lincoln Financial Field has implemented stringent protocols in cleaning, disinfection, and infectious disease prevention.

SUSTAINABILITY & ENVIRONMENTAL BIRDSEED

- 10,456 solar panels have positioned Lincoln Financial Field to be among the greenest major sports facilities in the world
- Through the team's energy-from-waste program, the Eagles divert more than 99% of their waste from landfills
- The installation of water filtration fountains at the team's facilities has saved more than one million water bottles since 2015
- Became the first Philadelphia sports team to switch from plastic straws to an eco-friendly alternative made from 100% renewable resources
- Implemented a closed-loop recycling program that collects bottle caps and turns them into new material for use at the stadium
- Supports reforestation efforts by planting trees in various cities, including the "Eagles Forest" in Bensalem, PA
- Bike Share program provides team employees with bicycles for convenient transportation from the practice facility to the stadium
- Staff is equipped with sustainable rain ponchos made from sugarcane ethanol, a renewable raw material that has a carbon-negative life cycle
- Cups and flatware are created from bio-plastics which biodegrade in just 45 days
- The Eagles turned the dial from hot to cold and now wash all laundry, including uniforms, in cold water

PARTNERS IN SUSTAINABILITY





Home to the Super Bowl LII Champion Philadelphia Eagles, Lincoln Financial Field is a prime destination for world-class entertainment that offers a high-quality experience to fans in a safe, clean, and friendly environment.

In addition to Eagles home games, Lincoln Financial Field has become famous for showcasing high-profile sporting events and unique experiences throughout the year.

Since opening in August 2003, Lincoln Financial Field has hosted 38 star-studded concerts, in addition to welcoming some of the world’s most distinguished soccer clubs, and serving as the home to Temple University football and the historic Army-Navy Game. The stadium has also hosted multiple NCAA Lacrosse Championships and many other marquee events.

A state-of-the-art facility located in the heart of Philadelphia, Lincoln Financial Field has become one of the world’s most admired stadiums for sports and entertainment due to its commitment to the fan experience.

BY THE NUMBERS

Broke Ground	May 7, 2001
Opened	August 3, 2003
Revitalized	Feb. 2012 - Aug. 2014
Capacity	69,879
Executive Suites	174
Concessions	62
Wi-Fi Connections	45,000
North End Zone HD Video Board	5,184 square feet
South End Zone HD Video Board	4,320 square feet
Concerts	38
Soccer Matches	26
Home Record (Regular Season + Playoffs)	105-72-1
Twitter	@LFFStadium




HOME TO THE SUPER BOWL LII CHAMPION PHILADELPHIA EAGLES



WORLD TOURS & CONCERTS

• August 31, 2022	Rammstein
• July 14, 2022	The Weeknd
• June 18, 2022	Kenny Chesney
• June 8, 2022	Coldplay
• July 23, 2019	The Rolling Stones
• September 27, 2018	Ed Sheeran
• July 30, 2018	Jay-Z & Beyoncé
• July 14, 2018	Taylor Swift
• July 13, 2018	Taylor Swift
• June 9, 2018	Kenny Chesney
• June 18, 2017	U2
• May 12, 2017	Metallica
• September 29, 2016	Beyoncé
• August 6, 2016	Coldplay
• July 14, 2016	Guns N' Roses
• June 25, 2016	Kenny Chesney
• June 5, 2016	Beyoncé
• September 1, 2015	One Direction
• August 30, 2015	Kevin Hart
• July 11, 2015	Kenny Chesney
• June 13, 2015	Taylor Swift
• June 12, 2015	Taylor Swift
• August 15, 2014	Luke Bryan
• August 14, 2014	One Direction
• August 13, 2014	One Direction
• July 20, 2013	Taylor Swift
• July 19, 2013	Taylor Swift
• June 8, 2013	Kenny Chesney
• June 16, 2012	Kenny Chesney
• August 6, 2011	Taylor Swift
• July 14, 2011	U2
• June 18, 2011	Kenny Chesney
• June 27, 2009	Kenny Chesney
• July 19, 2008	Kenny Chesney
• June 23, 2007	Kenny Chesney
• August 11, 2003	Bruce Springsteen
• August 9, 2003	Bruce Springsteen
• August 8, 2003	Bruce Springsteen



THE ARMY-NAVY GAME

ARMY-NAVY HISTORY (LFF)

December 10, 2022	Army, 20-17
December 14, 2019	Navy, 31-7
December 8, 2018	Army, 17-10
December 9, 2017	Army, 14-13
December 12, 2015	Navy, 21-17
December 14, 2013	Navy, 34-7
December 8, 2012	Navy, 17-13
December 11, 2010	Navy, 31-17
December 12, 2009	Navy, 17-3
December 6, 2008	Navy, 34-0
December 2, 2006	Navy, 26-14
December 3, 2005	Navy, 42-23
December 4, 2004	Navy, 42-13
December 6, 2003	Navy, 34-6



NATIONAL & INTERNATIONAL SOCCER MATCHES



- August 29, 2019
- June 30, 2019

- July 25, 2018
- July 19, 2017

- June 14, 2016
- June 11, 2016
- June 9, 2016
- July 26, 2015

- August 2, 2014
- August 11, 2012
- August 10, 2011
- July 23, 2011
- May 29, 2010
- May 15, 2010
- April 10, 2010
- July 18, 2009

- September 13, 2008
- November 6, 2004
- August 2, 2004
- July 28, 2004
- September 25, 2003
- September 20, 2003
- August 3, 2003

Victory Tour: USWNT vs. Portugal
Gold Cup: USMNT vs. Curacao
Gold Cup: Jamaica vs. Panama
 Bayern Munich vs. Juventus
Gold Cup: USMNT vs. El Salvador
Gold Cup: Costa Rica vs. Panama
Copa America: Chile vs. Panama
Copa America: USMNT vs. Paraguay
Copa America: Uruguay vs. Venezuela
CONCACAF Gold Cup Final:
 Mexico vs. Jamaica
 A.S. Roma vs. Inter Milan
 Real Madrid vs. Celtic
 USMNT vs. Mexico
 Philadelphia Union vs. Real Madrid
 USMNT vs. Turkey
 Philadelphia Union vs. FC Dallas
 Philadelphia Union vs. DC United
Gold Cup: USMNT vs. Panama
Gold Cup: Canada vs. Honduras
 USWNT vs. Ireland
 USWNT vs. Denmark
 A.C. Milan vs. Chelsea
 Manchester United vs. Glasgow Celtic
 Women's World Cup
 Women's World Cup
 Manchester United vs. FC Barcelona

FIFA WORLD CUP 2026

In June 2022, Lincoln Financial Field was selected as a FIFA World Cup 2026 host venue, becoming one of 16 stadiums across the United States, Canada, and Mexico to earn the prestigious honor.



STADIUM ENTERTAINMENT & FAN ENGAGEMENT



PAVING THE ROAD TO VICTORY!

In May 2016, the "Eagles FanWalk" was constructed outside of the Northeast entrance gate at Lincoln Financial Field. This honorary walkway, which showcases the passion that fans have for the Eagles and their families, features more than 3,800 personally engraved pavers that line the way for guests entering the stadium. The "Eagles FanWalk" ensures that each member engraved across the pathway will have a special place in Eagles history.






The Eagles Cheerleaders, comprised of both women and men, serve as entertainers and brand ambassadors for the organization, representing the team in the community, as well as nationally and internationally.

Careers of current members include an analytical chemist, doctor of physical therapy, special education teacher, and published author and historian.

The 32 members of the squad are socially conscious individuals with inspiring life experiences, utilizing their platform to make a positive impact through global humanitarian work and participating in overseas goodwill military tours. They are passionately involved in engaging today's youth and furthering the mission of the Eagles Autism Foundation. The squad is diverse, celebrates authenticity, and embraces meaningful connections with fans.

In addition to performing at Eagles home games, the Eagles Cheerleaders perform with top musical artists and appear at some of the world's most distinguished events.



NFL AFRICA: THE TOUCHDOWN

