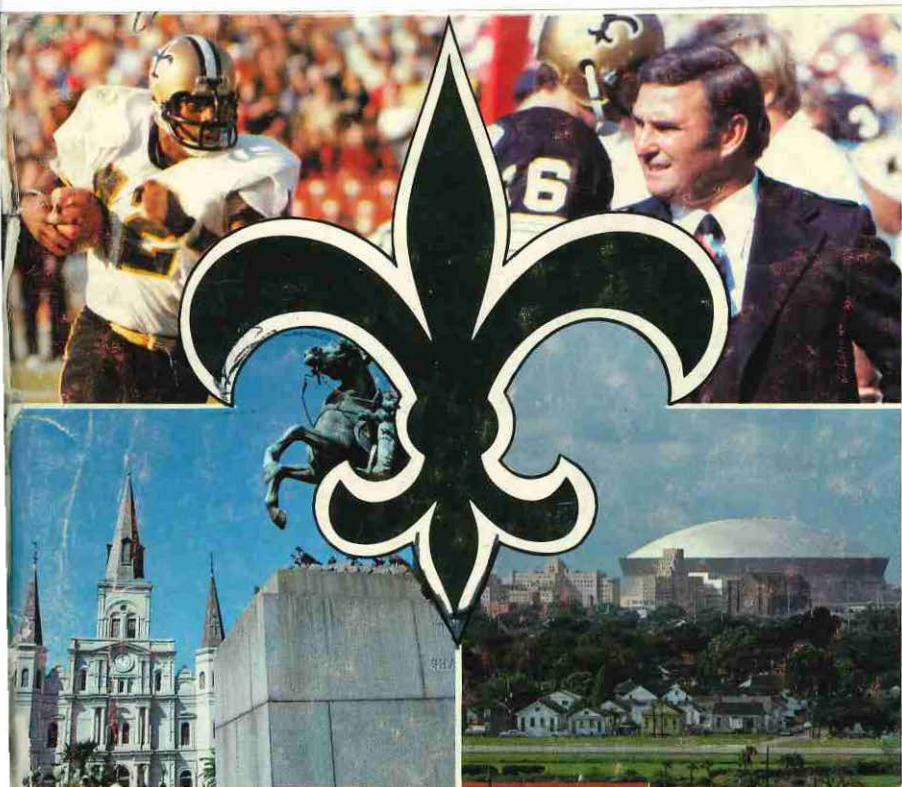


NEW ORLEANS SAINTS

1977 MEDIA GUIDE



CAN A MEN'S STORE BE ALL THINGS TO ALL MEN?



DeViney's thinks we can...as long as they share a common desire to save money. Our volume sales allow us to give you better prices. You see, at DeViney's you'll find a \$45 suit hanging right next to one selling for \$150. But whatever the price, you'll buy with confidence that you are saving money...and that's a promise!


DeViney's...where savings are always in style!



METairie EAST NEW ORLEANS
2043 Metairie Road 7300 Read Road

GRETNa
429 Wall Boulevard

MAJOR CREDIT CARDS HONORED
BankAmericard • Master Charge • American Express
• DeViney's Charge Card •



WHAT I FELT

*When I was told
That I was to become
A Saint,*

*My heart got nervous
I felt as if
I would faint.
Grandma in Morgan City,
Uncle Frank in New Orleans,
Hank Stram - at the realm - reality.*

*I could not wait, my mind started
to spasm, I had reached my roots;*

*I had become a Saint,
And, one step closer to my beginning.*

**Robert Watts
1977 - May**

(Robert Watts is the Saints No. 3 draft choice from Boston College, where he won football awards as a linebacker and literary prizes as a poet.)

ON THE COVER: Photos (clockwise) Hank Stram, Superdome and New Orleans skyline, St. Louis Cathedral in Jackson Square, Chuck Muncie by photographers Jim LeBeau, Alex Barkoff and Darryl Norenberg.

Saints Directory

PARTNERS

John W. Mecom, Jr.
President
Alvin Griesedieck, Jr.

Al Hirt
Sam Israel, Jr.
John W. Mecom, Sr.

CORPORATE OWNERS

Z. W. Bartlett
Joseph Bernstein
C. C. Dejoie, Jr.
Hugh McC. Evans, Sr.
Norman Francis
Richard L. Hinderman
Jim Hyde

Estate of
Moreau Jumonville
Sinclair Kouns
Lawrence A. Merrigan
Charles Rosen, II
R. O. Rush
William H. Wright, Jr.

ADMINISTRATIVE STAFF

President John W. Mecom, Jr.
Assistant to the President Fred Williams
Head Coach and Vice-President Hank Stram
Vice-President of Administration Harry Holmes
Vice-President and Treasurer Eddie Jones
Director of Public Relations Jerry Wynn
Assistant Public Relations Director Greg Suit
Director of Photography Erby Aucoin
House Counsel Bill Becknell
Ticket Manager Henry Simoneaux
Public Relations Consultant Tex Stephens
Entertainment Director Barra Bircher
Office Address: 944 St. Charles, New Orleans, La. 70130
Telephone: (504) 524-1421

COACHING AND PLAYER PERSONNEL STAFF

Assistant Coaches:
Offensive Backfield John Beake
Defensive Line Buck Buchanan
Special Teams Whitey Campbell
Defensive Backfield Jim Garrett
Quality Control Rich Kotite
Linebackers Dick Nolan
Strength and Conditioning Alvin Roy
Receivers Sam Rutigliano
Offensive Line Dick Stanfel
Quarterbacks Dick Wood
Special Assistant Dave Mann
Director of Pro Personnel Ernie Hefferle
Director of Player Personnel Bob Whitman
Personnel Scouts Hamp Cook, Ray Jenkins, Bill Young
Trainer Dean Kleinschmidt
Assistant Trainer Paul Jorgenson
Equipment Manager Dan Simmons
Assistant Equipment Manager Silky Powell
Team Physicians Dr. Ken Saer, Dr. Ray Haddad, Dr. Charles L. Brown
Team Dentist Dr. Richard C. Oster
Office Address: 6928 Saints Avenue, Metairie, La. 70003
Telephone: (504) 733-0255

John W. Mecom, Jr.

President



John W. Mecom Jr. was awarded the New Orleans Saints franchise on Dec. 15, 1966. At 27 he was the youngest club president in National Football League history.

The Saints are Mecom's avid interest, but most of his time is spent managing the Mecom family business network of oil, sulphur, ranches and hotels. The elegant Warwick Hotel in Houston is a

Mecom enterprise. John also owns one-half interest in the Le Pavillon Hotel in New Orleans.

Mecom has the Saints involved in New Orleans civic projects. The Saints and Lions Clubs of Louisiana co-sponsor an annual charity game. This year the Saints are donating a portion of a game receipts to help build locker rooms for high school athletes at Tad Gormley Stadium in City Park.

Mecom was born in Houston, Tex., on Oct. 11, 1939. He attended the universities of Oklahoma and Texas. He played freshman football at Oklahoma. He is a member of Sigma Alpha Epsilon. At Oklahoma he met his future bride, Katsy Mullendore of Pawhuska, Okla.

The Mecoms reside in Houston with their four children—son John III, 14, and daughters Katsy Kathleen 11, Elizabeth 10 and Kathleen 7.



That Friendly New Orleans-Houston Rivalry

HANK STRAM

Head Coach and Vice President



A winning tradition and a reputation for coaching excellence are the trademarks of Hank Stram, Head Coach and Vice President of the New Orleans Saints.

Owner John Mecom Jr.'s selection of the dynamic and innovative Stram as his team's fourth head coach in the Saints ten-year history in 1976 provided the NFL's Crescent City franchise with the kind of leadership expected of pro foot-

ball's third winningest active coach.

In his fifteen year tenure with the Dallas Texans/Kansas City Chiefs Stram compiled an illustrious record of 124 wins, 76 losses and 10 ties that included the winning of the 1962 AFL Championship and the 1970 Super Bowl.

Stram's Dallas Texans won their first American Football League crown in 1962 in that league's first sudden death clash with the Houston Oilers. Following that, Stram's Chiefs played in two Super Bowls.

Stram has been the recipient of either AFL or AFC Coach of the Year honors on four separate occasions — 1962, 1966, 1968, and 1970. The man charged with the task of making the Saints a competitive team currently ranks eighth in all-time coaching victories and is third behind Don Shula of Miami and Tom Landry of Dallas among active NFL coaches in all-time victories.

ATHLETIC HISTORY

A native of Gary, Indiana where he was an All-State halfback at Lew Wallace High, Stram entered Purdue University on a football scholarship in 1941.

After his first varsity season, Stram was invited to play in the College All-Star Game. However, he had enlisted in the Army reserve in the spring of 1943 and was called to active duty two months before the game was to be played. He remained in the service for three years.

returning to Purdue in 1946. In 1948 he was graduated with a B.S. in Physical Education.

Stram won seven monograms at Purdue, four in baseball and three in football. In his senior year he received the coveted Big Ten Medal which is awarded to the conference athlete who best combines athletics with academics.

COACHING BACKGROUND

Immediately upon graduation, Stram joined Purdue's coaching staff and served the next eight years as backfield coach under head coach Stu Holcomb. In 1956 Stram coached at Southern Methodist University and then spent the following two seasons at Notre Dame under Terry Brennan. A one-year stint as an assistant at the University of Miami (Florida) preceded Hunt's naming him to head his new A.F.L. Dallas Texans.

During his 12 years in the college ranks, Stram gained the reputation as one of the country's most imaginative teachers of offensive football. He is credited with the development of four All-American quarterbacks — Dale Samuels and Len Dawson of Purdue, George Izo of Notre Dame and Fran Curci of Miami.

Stram has enlarged upon his reputation as a top offensive tactician and innovator since he joined the pro ranks. His use of the moving quarterback pocket is one of the most talked about developments in pro football. In 1967 he added the Tight End I to the Chiefs offensive arsenal. This formation has the tight end shift out of the backfield to either side of the line, thus creating indecision on the opposing team's defensive backfield.

Stram made his mark as a defensive strategist in 1962 when he successfully employed his now famous "stack" defense. In the "stack" Kansas City can present the appearance of being in anything from a three-man to a seven-man front. The various alignments that the "stack" make possible create a different look to the opposing quarterback, change blocking assignments and open the door for a variety of defensive stunts. Several professional clubs have added versions of the "stack" to their defensive repertoire as a result of Stram's success.

CHAMPIONSHIPS

In 1962 when the Chiefs were the Dallas Texans they won their first A.F.L. Championship with a thrilling 20-17 six quarter victory over the Houston Oilers in the second longest football game ever played. The

game was not decided until Tommy Brooker kicked a 25 yard field goal 77 minutes and 54 seconds after the game had begun.

1966 was the second year a Stram-led team captured the AFL flag. The Chiefs defeated the Buffalo Bills 31-7 to earn a berth opposite the Green Bay Packers in the First World Championship Game of Pro Football — Super Bowl I.

The AFL's ten year history came to a close in 1969. Stram guided the Chiefs to an 11-3 season and the fourth qualifier spot in the League's Inter-divisional Playoffs. The Chiefs outscored the New York Jets 13-6 and went on to defeat the Oakland Raiders 17-7 for their third League crown.

The highlight of Stram's illustrious career came on January 11, 1970, when the Chiefs defeated the Minnesota Vikings 23-7 for the World Championship of Professional Football.

He has been involved in the two longest games in pro football history — the AFL title battle in 1962 and the famous 1971 Christmas day, six-quarter divisional playoff against Miami.

ALL STAR GAMES

Following his first AFL Championship in 1962, Stram coached the Western Division All Stars to a 21-14 victory.

In 1967 Stram was given the honor of coaching the South All Stars in the Senior Bowl game in Mobile, Alabama. His team was victorious, winning 34-21 over the North.

Following the 1968 season, Stram coached the Western Division to a 38-25 victory over the Eastern Division in the AFL All Star game. Stram's team trailed 19-3 in the first half but scored 25 points after intermission to win the game.

In addition, Stram's Chiefs upheld the honor of pro football's champions with their division victory over the College All Star's in the 1970 Chicago classic.

AWARDS

Following Stram's first AFL Championship in 1962, he was named "Pro Football Coach of the Year." Stram received a host of national awards following the 1966 season. He was named the AFL's Coach of the Year by the Associated Press, The Washington Touchdown Club, the Dapper Dan Club of Pittsburgh and the Helms Athletic Association. The Rockne Club honored him as Pro Football's Coach of the year.

After the Chiefs posted a 12-2 record in '68, Stram was again voted the AFL's Coach of the Year by Associated Press, United Press International, Pro Football Weekly, the Pittsburgh Dapper Dan Club and the Washington Touchdown Club.

Following the Chiefs Super Bowl Victory, Stram repeated as AFL Coach of the Year at the Washington Touchdown Club and the Dapper Dan Club of Pittsburgh. He was also voted Coach of the Year by 101 Sportswriters and Broadcasters throughout the country who comprised the selection committee for Kansas City's first annual Salute to Professional Football. The New York Chapter of the Pro Football Writer's Association named Stram their Super Man of the Year. He traveled to New York to receive the B'nai B'rith Man of the Year Award and was selected Hoosier Celebrity of the Year at the 13th Annual Celebrities Golf Tournament in Fort Wayne, Indiana. Stram's hometown of Gary, Indiana, honored him by establishing the Hank Stram-Tony Zale Scholarship Award.

In June of 1976 Stram was named Pro Coach of the Year by the National Black Sports Foundation. In December he received the Men of Fashion Award for Ten Best Dressed Men in New Orleans for 1976, and was also selected by The Football News as one of the Ten Best Dressed Men in Football for 1976.

BROADCASTING

Throughout the 1975 season, Stram earned considerable critical acclaim for his performance with CBS Television Sports in his role as an analyst commentator.

The dapper mentor brought the same penchant for detail and single-minded preparedness that characterized his coaching to his duties in the broadcast booth. Stram gave his audience an incisive look into the strategy of the contests he covered with the kind of personal touch that made viewing the game a fun thing.

As one of CBS' most valued announcers, Stram played a major role in that network's award winning coverage of Super Bowl X, an event which drew the largest audience in television history.

In so doing Stram became the first pro football personality to participate in the Super Bowl as both a winning coach and as a broadcaster.

PERSONALITY

Stram is in great demand as a speaker and travels countless miles during the off-season spreading the gospel of professional football. His hobbies include golf and paddle ball, both of which he plays exceptionally well.

Stram and his wife (Phyllis) have six children — Hank, Jr., 22; Dale, 21; Stu, 19; Julie, 18; Gary, 16; and Mary Nell, 14. The Stram family move into their new Covington, La., home in August.

STRAM'S RECORD WITH THE TEXANS/CHIEFS

Pre-Season	W	L	T	Reg. Season	W	L	T	Championship	W	L
1960	6	0	0	1960	8	6	0			
1961	4	1	0	1961	6	8	0			
1962	2	1	0	1962	11	3	0	1962	1	0
1963	3	3	0	1963	5	7	2			
1964	4	1	0	1964	7	7	0			
1965	3	2	0	1965	7	5	2			
1966	4	0	0	1966	11	2	1	1966	1	0
1967	4	1	0	1967	9	5	0			
1968	4	1	0	1968	12	2	0	1969**	0	1
1969	6	0	0	1969	11	3	0	1968*	0	1
1970	4	3	0	1970	7	5	2			
1971	4	1	1	1971	10	3	1	1971**	0	1
1972	5	2	0	1972	8	6	0			
1973	2	4	0	1973	7	5	2			
1974	3	3	0	1974	5	9	0			
TOTALS	58	21	1		124	76	10		4	2
Super Bowl (1966-1969)									1	1

*Western Division Playoff Game

**Includes Interdivisional Playoff Game

STRAM'S RECORD WITH THE NEW ORLEANS SAINTS

Pre-Season	W	L	T	Reg. Season	W	L	T
1976	4	2	0	1976	4	10	0

PRO COACHES WITH 100 VICTORIES

COACH	TEAMS	WINS	YEARS
1. Geroge Halas	Bears	320	40
2. Curly Lambeau	Packers, Cardinals, Redskins	231	33
3. Paul Brown	Browns, Bengals	159	20
4. Steve Owen	Giants	151	23
5. Don Shula	Colts, Dolphins	144	14
6. Tom Landry	Cowboys	137	17
7. Weeb Ewbank	Colts, Jets	130	20
8. HANK STRAM	TEXANS, CHIEFS, SAINTS	128	16
9. Sid Gillman	Rams, Chargers, Oilers	122	18
10. Buddy Parker	Cardinals, Lions, Steelers	102	15

HARRY HULMES

Vice President of Administration



A 20-year veteran of the National Football League, Harry Hulmes is one of its most highly-regarded executives.

Hulmes joined the Saints in 1970 as assistant to the general manager and director of public relations and was promoted to his present position in 1972. His duties include signing of veteran and rookie players, front office supervision

and liason with other NFL teams and NFL office.

A native of Philadelphia, Hulmes graduated from the University of Pennsylvania. He started in sports in 1954 as assistant business manager of the Baltimore Orioles, went to Bucknell University as sports information director in 1956 and joined the Baltimore Colts as director of public relations in 1958. Hulmes spent 12 years with the Colts and enjoyed two NFL championship seasons.

A Navy veteran, Hulmes and his wife, Barbara, reside in Metairie with their three children—Linda 22, Terry 18 and Richie 14.

EDDIE JONES

Vice President and Treasurer



Eddie Jones was promoted to vice president of the Saints in 1977.

Jones had served as treasurer since 1973 and business manager since joining the club in 1968. His executive ability has been sharpened by increasing responsibility in other Mecom financial enterprises as well as the Saints.

A native of Houston, Tex., Jones grew up in Louisiana in Denham Springs and was an all-state basketball player in high school. He graduated from LSU with a degree in accounting and worked for a New Orleans firm as a Certified Public Accountant before joining the Saints.

An Air Force veteran, Jones and his wife, Marilyn, have three children—Wendy 12, Todd 6 and Jeffery 4.

Coaching Staff



JOHN BEAKE, Offensive Backfield Coach

John Beake was the first assistant to be appointed by Hank Stram to his New Orleans staff in 1976.

Beake had served under Stram with the Kansas City Chiefs from 1968-74 and wears the 1970 Super Bowl Championship ring. In 1975 he was offensive coordinator at Colorado State University.

A native of Long Branch, N.J., Beake played center and tackle at Trenton State College. He earned a masters degree at Penn State and served as a graduate assistant to Coach Rip Engle. A successful high school head coaching record at Nyack, N.Y. (24-4-4 and three league titles) led to his big jump into pro football with the Chiefs.

Beake and his wife, Marcia, reside in Covington with their three children—Jerilyn 14, John 8 and Christopher 5.



BUCK BUCHANAN, Defensive Line Coach

After an outstanding 13-year career as a pro player, Buck Buchanan turned to coaching in 1976. Appropriately he joined the New Orleans staff of Hank Stram, his coach for 12 years with the Kansas City Chiefs.

A 6-foot-7, 275-pound powerhouse defensive tackle, Buchanan was selected to the All-American Football League team in 1967-68-69-70. He played in two Super Bowl games—the historic first against Green Bay in 1967 and Kansas City's upset of Minnesota in New Orleans in 1970. He was voted the Chiefs' most valuable player in 1965 and 1967. He was inducted into the NAIA Hall of Fame in 1968.

Buchanan and his wife, Elizabeth, reside in River Ridge with their three children—Eric 14, Dwaine 13 and Nicole 8.



DEAN KLEINSCHMIDT, Trainer

Dean Kleinschmidt was appointed head trainer of the Saints in 1971 when he was only 23 years old. He had joined the club as assistant trainer in 1969.

A native of Morgan, Minn., Kleinschmidt attended the University of Indiana and was a student trainer and staff assistant trainer. Since joining the Saints, he has served annually with Senior Bowl teams and periodically with Super Bowl teams. In 1976, he toured Sweden lecturing on training.

Kleinschmidt and his wife, Dianne, live in Metairie.



DAN SIMMONS, Equipment Manager

Dan Simmons followed in his father's footsteps when he became equipment manager of the Saints in 1973. Bill Simmons is the equipment manager of the St. Louis Cardinals.

A graduate of Meramec College in St. Louis, Dan worked for the Cardinals for two years after four years of service in the Navy.

Simmons and his wife, Elaine, live in Kenner with their three children—Tracy 7, Tony 4 and Ann Marie 2.



ERBY AUCOIN, Director of Photography

Master photographer, carpenter and chef, Erby Aucoin is a member of the Saints staff since 1968.

A native of Napoleonville, La., Aucoin graduated from LSU into an award-winning newspaper and television photographer. He made the Saints the first NFL club to have its own complete film laboratory. He operates the equipment from a trailer at the team's Metairie clubhouse.

Aucoin and his wife, Rosalie, reside in River Ridge. Of their eight children, four are at home—Albert 16, Deidra 13, Michelle 9 and Douglas 7.



SILKY POWELL, Assistant Equipment Manager

Glennon Powell, better known as Silky, joined the Saints in 1975.

A native of New Orleans, Powell had worked in physical education with the New Orleans Recreation Department and at Redemptorist High School. He is single and resides in New Orleans.



DAVE MANN, Special Assistant

Dave Mann joined the Saints in 1976 as special assistant to the head coach.

A native of Chicago, Mann graduated from Arizona State, where as a student he was field announcer for the Oakland A's during spring training and a ticket salesman for the Phoenix hockey team. In 1975, he worked for the

Washington Redskins as a public relations assistant.

Mann, 25, is single and lives in Kenner.

PAUL JORGENSEN, Assistant Trainer

Paul Jorgenson was hired to the Saints staff on June 28, 1977. He had served as a summer camp assistant the last three years.

A native of Redwood Falls, Minn., Jorgenson comes to New Orleans from the University of North Dakota, where he was football and hockey trainer. He is single.

VERO BEACH TRAINING CAMP

The Saints will have their 1977 training camp at Vero Beach, Fla., at the Dodgertown facility. The Saints trained at Vero Beach in 1974 and 1976.

Camp will open July 15 and close Sept. 3. Mailing address of the Saints is Dodgertown, P.O. Box 2887, Vero Beach, Fla., 32960. Phone numbers:

Dodgertown Switchboard	305 569-4003
Saints Office	305 569-4000
(From New Orleans Direct)	524-1252
Football Office	305 569-4007
(From New Orleans Direct)	524-1167
Camp TWIX	510 953-7471

Player Personnel

ERNIE HEFFERLE, Director of Pro Personnel



Ernie Hefferle has the distinction of having been a head coach in high school, college and pro football. His duty as interim coach of the Saints in 1975 was highlighted by a first-game win over Atlanta, 23-7.

A graduate of Duquesne, Hefferle was head coach at two Pennsylvania high schools, assistant coach at Pittsburgh and head coach at Boston College (1960-61). With the pros he served as an assistant with the Washington Redskins, Miami Dolphins and Pittsburgh Steelers before taking his present position with the Saints in 1973.

A Navy veteran, Hefferle and his wife, Betty, live in Kenner. They have three married daughters.



BOB WHITMAN, Director of Player Personnel

A native of New Orleans, Bob Whitman joined the Saints in 1968. From scout, he advanced to chief scout in 1971 and to his present position in 1974.

Whitman graduated from Tulane and coached in high school at St. Francisville, La., and junior college at Perkinston, Miss. After eight years as an assistant at Tulane, he became an always winning head coach at East Jefferson High School in Metairie.

Whitman and his wife, Miriam, live in Metairie. Of their eight children, five are at home—Mickey 23, Gerry 22, Wayne 21, Kenny 20, Joan 18 and Laura 16.

SAINTS GAME STAFF

Dee Kelly Boyd, director Bon Amies; Alex Barkhoff, photographer; Darlene Oubs, director of cheerleaders; Kim Peterson, field announcer; Jerry Romig, public address announcer; Jimmy Young, chief statistician.



HAMP COOK, Player Personnel Scout

Hamp Cook joined the Saints scouting staff in 1973.

A graduate of Southern Mississippi with a masters in physical education, Cook coached high school teams in Mississippi and Alabama and was an assistant coach at Southern Mississippi for eight years.

Cook and his wife, Tinkey, live in Hattiesburg., Miss., with their three children—Chuck 18, Tracey 8 and Kyle 6.



RAY JENKINS, Player Personnel Scout

Ray Jenkins joined the Saints scouting staff in 1968 after four years with an NFL scouting combine.

A Navy veteran, Jenkins attended the University of Colorado. He was an assistant coach at Colorado and Colorado School of Mines and head coach at Montana for six years.

Jenkins and his wife, Bea, live in Boulder, Colo., and have two children.



BILL YOUNG, Player Personnel Scout

Bill Young joined the Saints scouting staff in 1970.

A native of Glasgow, Scotland, Young attended the University of California. He became a scout for Green Bay in 1955 and remained with the Packers through their glory years before joining the San Diego Chargers in 1964.

Young and his wife, Hazel, live in the San Francisco area and have two children.

Administration



BILL BECKNELL, House Counsel

From ballboy in 1967 to club attorney in 1977 is the Saints success story of Bill Becknell.

A ballboy when the Saints held their first tryout camp, Becknell continued to work in the equipment room and front office while attending University of Southwestern Louisiana and Loyola University Law School. He became a full-time staff member in 1972 with major responsibilities in the business department.

A native of New Orleans, Becknell and his bride, Emily, live in Metairie.



HENRY SIMONEAUX, Ticket Manager

Henry Simoneaux is the only remaining charter member of the front office staff.

A native of New Orleans, Simoneaux attended Martin Behrman High School. He was ticket manager and assistant athletic business manager at Tulane for eight years before joining the Saints in 1967. He has been associated

with three Super Bowl games in New Orleans with a fourth upcoming in 1978.

An Army veteran, Simoneaux and his wife, Earline, live in New Orleans with their son, Henry III, 18.



FRED WILLIAMS, Assistant to the President

Fred Williams has been associated with the Mecom family since 1968 as a security consultant. He was appointed to his present position in 1971.

A native of New Orleans, Williams attended Fortier High School and Tulane University. He served four years with the Marines before embarking on a career in law enforcement. He was head of the District Attorney's Rackets Bureau.

Williams and his wife, Jessie, live in Slidell with three of their five children—Kevin 21, Amy 16 and Christopher 15.

Public Relations




JERRY WYNN, Director of Public Relations

Jerry Wynn joined the Saints in 1977 after 12 years with the San Diego Chargers.

Wynn graduated from the University of Illinois and served as an Air Force officer. He was assistant sports editor, a columnist and Rams writer for the Long Beach Press-Telegram. In 1967 he was president of the American Foot-

ball League public relations directors. In 1977 he was voted the Jack Horrigan "Good Guy" Award by the Pro Football Writers Association of America.

Wynn and his wife, Bobby, have three children—Ron 22, Susan 20 and Nancy 18.



GREG SUIT, Assistant Director of Public Relations

Greg Suit moved his desk from the University of New Orleans to the Saints office in 1977.

Sports Information Director at UNO since 1973 and assistant athletic director, Suit won four national awards for his sports publications. He graduated from Miami of Ohio and worked

as a newspaperman at the Middleton (O.) Journal.

Suit and his wife, Karen, live in New Orleans with their son Ted, 8.




TEX STEPHENS, Public Relations Consultant

A New Orleans native despite his nickname, George (Tex) Stephens became associated with the Saints in 1976.

Stephens attended Washington (D.C.) General College and did graduate studies at Loyola, Xavier and Southern universities. He has worked for Ebony Magazine, is a broadcaster

with Mutual Black Network and assistant to the publisher of the Louisiana Weekly.

Stephens and his wife, Marion, live in New Orleans and have two children.



BARRA BIRRCHEER, Entertainment Director

Barra Birrcher has been affiliated with the Saints since 1971 as entertainment director. He took on the added duty of PRO! advertising director in 1977.

A native of New Orleans and graduate of UNO, Birrcher is a former publicity director for the Fairgrounds. He has his own advertising agency and serves as president of the Advertising Club of New Orleans.

Birrcher is single and lives in Metairie.

SAINTS OFFICE PERSONNEL

ADMINISTRATION — Sylvia Alfortish, Ruth Barker, Debbie Cotaya, Bob Daniels, Sandy Ezell, Amos Green, Kay Sherman.

COACHING — Fran Albright, Ellen Frisard, Liz Gilbert, Barbara Petrie, Willie Howard.

TICKET OFFICE — Linda Davis, Chris Douglass, Sandy King, Sandy Stevens, Vera Veal.



Bonnes Amies Director Dee Kelly Boyd pets Saints mascot Gumbo.

WELCOME TO NEW ORLEANS



Saints Bonnes Amies welcome President Gerald Ford on visit to New Orleans.

SAINTS PLAY HIRT



Saints minority owner Al Hirt entertains with Pee Wee Spitelera and Saints Band.

'MAN OF YEAR' AWARD BY MAYOR



New Orleans Mayor Moon Landrieu presents Dodge-NFL "Man of Year" \$1,000 scholarship certificate to Carl Clark and Saints "Man of Year" Bob Pollard.

LIONS CHARITY GAME SEPT. 10



Annual Saints-Lions Charity Game will be held on Sept. 10 this year with Houston Oilers the opposition at Superdome.

1977 Saints Veterans



63 STEVE BAUMGARTNER

Defensive End 4th Year with Saints
Ht: 6-7 Wt: 225 College: Purdue
Born: March 26, 1951 at Chicago, Illinois
Joined Saints: Draft Choice No. 2a, 1973

PRO: Incumbent starter at defensive right end... started 13 games in 1976... made 42 tackles, 26 unassisted, with two quarterback sacks and two fumble recoveries... started 14 games at left end in 1975... played tackle in 1973-74... hasn't missed a game in four years.

COLLEGE: All-Big Ten selection in 1972... standout tackle as junior and senior with 140 tackles, 18 for losses... holds degree in economics.

PERSONAL: Attended Benet Academy in Lisle, Illinois... resides in New Orleans area and works for Police Dept. during off-season... collects beer cans as hobby... nickname is "Bomber"... married (Mary) with two daughters (Amy 2, Sara 1).



16 TOM BLANCHARD

Punter 4th Year with Saints, 7th in NFL
Ht: 6-0 Wt: 180 College: Oregon
Born: May 28, 1949 at Grants Pass, Oregon
Joined Saints: Free agent, 1974

PRO: Prolific punter returns to Saints after nixing retirement... had most punts in NFL in 1976 with 101 for 39.3 average... placed 14 within 20-yard line and five in end zone... topped NFL in first year with Saints in 1974 with 42.1 average for 88 punts... played first three years with N.Y. Giants... drafted No. 12 by Giants in 1971... also serves as holder for placements.

COLLEGE: Quarterback and punter at Oregon... team captain as senior... had punting average of 41.7... passed for four touchdowns in one game... holds degree in health education.

COLLEGE: Selected All-Southeast Conference in 1971-72-73 and All-America in 1972-73... named team's MVP in 1973... played in four bowl games... Sun, Astro-Bluebonnet, Orange and Hula... holds degree in education.

PERSONAL: Attended Catholic High School in Baton Rouge, Louisiana... resides in Baton Rouge and sells insurance for Allphin Agency during off-season... married (Brookie).



24 CLARENCE CHAPMAN

Cornerback 2nd Year with Saints
Ht: 5-10 Wt: 185 College: Eastern Michigan
Born: December 10, 1953 at Detroit, Michigan
Joined Saints: Trade with Oakland, 1976

PRO: Played in one game in 1976 and placed on injured reserve... came to Saints from Oakland Raiders in trade for draft choice... drafted No. 7 by Raiders in 1976... will be tried at cornerback and as kick returner by Saints.

COLLEGE: Standout runner, pass-receiver and returner for three years... had 28.4 average for 45 kickoff returns, including 98-yard return against Toledo in 1974... team's MVP in 1975... qualified for NCAA track meet with 6.1 for 60-yard dash... majored in business administration.

PERSONAL: Attended Redford High School in hometown of Detroit, Michigan... resides in New Orleans... has two sisters and five brothers... single.

3 SAINTS SUGAR BOWL MVP

Three Saints players have been honored as Most Valuable Player in the Sugar Bowl — Archie Manning for Mississippi in 1970, Bobby Scott for Tennessee in 1971 and Tinker Owens for Oklahoma in 1973.



85 HENRY CHILDS

Tight End 4th Year with Saints

Ht: 6-2 Wt: 220 College: Kansas State

Born: April 16, 1951 at Thomasville, Georgia

Joined Saints: Free agent, 1974

PRO: Played in 14 games and started 11 in first season as regular for Saints in 1976... caught 26 passes for 349 yards with 13.4 average and two touchdowns... proficient as blocker... drafted No. 5 by Atlanta Falcons in 1974 and joined Saints as free agent in last game... played 14 games as reserve in 1975.

COLLEGE: Had three-year career statistics of 94 receptions for 1,349 yards and 10 touchdowns... holds degree in home economics.

PERSONAL: Attended Douglass High School in hometown of Thomasville, Georgia... resides in New Orleans area and works for Police Dept. during off season... has special interest in family and child development... single.

RECEIVING

Year	No.	Yds.	Avg.	Long	TD
*1974	0	0	0.0	—	0
1975	10	179	17.9	38	0
1976	26	349	13.4	46	3
Totals	36	528	14.7	46	3

*started season with Atlanta; last game only with New Orleans



44 CHUCK CRIST

Strong Safety 3rd Year with Saints, 6th in NFL

Ht: 6-2 Wt: 205 College: Penn State

Born: January 16, 1951 at Salamanca, New York

Joined Saints: Free Agent, 1975

PRO: Fiery competitor started 14 games in 1976... led Saints secondary with 88 tackles, 50 unassisted... deflected 15 passes, recovered four fumbles, intercepted one pass and blocked one kick... came to New Orleans in mid-1975 after three-year career with N.Y. Giants... signed by Giants as a free agent with no college football experience.

COLLEGE: Basketball star at Penn State... team's MVP as junior and captain as senior... holds degree in education.

PERSONAL: Attended Salamanca (N.Y.) High School... resides in Salamanca and works as high school basketball coach and teacher during off-season... married (Patti) with son (Scott 6) and daughter (Nicole 3).

INTERCEPTIONS

Year	No.	Yds.	Avg.	TD
*1972	1	14	14.0	0
*1973	2	6	3.0	0
*1974	3	20	6.7	0
1975	3	69	23.0	0
1976	1	20	20.0	0
Totals	10	129	12.9	0

*with the New York Giants



69 ANDY DORRIS

Defensive End 5th Year with Saints

Ht: 6-4 Wt: 240 College: New Mexico State

Born: August 11, 1951 at Bellaire, Ohio

Joined Saints: Trade with St. Louis, 1973

PRO: Played in 14 games and started last six at defensive left end in 1976... made 32 tackles, 21 unassisted with 5½ quarterback sacks and one pass deflection... made 62 tackles as regular in 1975... drafted No. 4 by Cleveland Browns in 1973... traded to St. Louis and then to New Orleans in 1973.

COLLEGE: Named to All-Missouri Valley first team in 1972... team's MVP that year... set record with four quarterback sacks in one game.

PERSONAL: Attended Bellaire (Ohio) High School... resides in New Orleans area and works for Police Dept. during off-season... married (Mary) with daughter (Meredith 5) and son (Zach 2).



10 BOBBY DOUGLASS

Quarterback 2nd Year with Saints, 9th in NFL

Ht: 6-4 Wt: 228 College: Kansas

Born: June 22, 1947 at Manhattan, Kansas

Joined Saints: Trade with San Diego, 1976

PRO: Played in 11 games and started six in first year with Saints in 1976... passed for 1288 yards with 48.6 percentage and four touchdowns... rushed for 92 yards with 4.4 average and two touchdowns... came to New Orleans from San Diego in 1976 in trade for linebacker Rick Middleton and No. 3 draft choice... played briefly at San Diego in 1975 after six years as starter with Chicago Bears... noted for his strength and running ability, he set NFL record for most yards gained rushing by a quarterback in one season with 968 in 1972... has career rushing total of 2,562 yards with a 6.5 average and 22 touchdowns... drafted No. 2 by Chicago Bears in 1969.

COLLEGE: Selected Big Eight Back-of-Year as a junior and All-American as a senior... set Big Eight total offense record with 1,811 yards in 1968... Had career totals of 2,817 yards and 20 touchdowns passing and 1,015 yards and 19 touchdowns rushing... played in 1969 College All-Star game... holds degree in business education.

PERSONAL: Attended El Dorado (Kansas) High School... Resides in Lake Forest, Illinois... part owner of Great Gritzbe's and Jonathan Livingston Seafood Restaurants and manager of Chicago's Pump Room... married (Carol) with two sons (Billy, Matt) and daughter (Amanda).

PASSING

RUSHING

Year	Att.	Comp.	TD	Yds.	Pct.	Int.	No.	Yds.	Avg.	TD
*1969	148	68	5	773	45.9	8	51	51	6.6	2
*1970	30	12	4	218	40.0	3	7	22	3.1	0
*1971	225	91	5	1,164	40.4	15	39	284	7.0	3
*1972	198	75	9	1,246	37.9	12	141	968	6.9	8
*1973	174	81	5	1,057	46.6	7	94	525	5.6	5
*1974	100	41	2	387	41.0	4	36	229	6.4	1
**1975	47	15	0	140	31.9	3	15	76	5.1	1
1976	212	103	4	1,288	48.6	8	21	92	4.4	2
Totals	1,134	486	34	6,273	42.9	60	404	2,604	6.4	22

*with Chicago Bears

**with San Diego Chargers



58 JOE FEDERSPIEL

Linebacker 6th Year with Saints

Ht: 6-1 Wt: 230 College: Kentucky

Born: May 6, 1950 at Louisville, Kentucky

Joined Saints: Draft Choice No. 4a, 1972

PRO: One of NFL's top young middle linebackers... started 14 games for Saints in 1976... led team in tackles with 122 and 87 unassisted... recovered two fumbles and deflected eight passes... was team leader in tackles in 1975 with 115 and 79 unassisted... selected to UPI all-rookie team in 1972... has missed only one game in five years.

COLLEGE: Selected All-Southeast Conference in 1971... named South's best player in North-South Shrine game... also played in All-American Bowl.

PERSONAL: Attended DeSales High School in Louisville, Kentucky... resides in Lexington, Kentucky, and sells real estate during off-season... married (Caroline) with one daughter (Lee Anne 2).



34 TONY GALBREATH

Running Back 2nd Year with Saints

Ht: 6-0 Wt: 220 College: Missouri

Born: January 29, 1954 at Fulton, Missouri

Joined Saints: Draft Choice No. 2, 1976

PRO: Saint's "Thunder" back roared through outstanding rookie year in 1976... played in 14 games and started 13 to display pro stamina... rushed for 570 yards with 4.2 average and seven touchdowns... caught 54 passes (fourth in NFC) for 420 yards and one touchdown... eight touchdowns tied Saints' record by Andy Livingston in 1969... set club record for longest run with 74-yarder at Kansas City... voted by teammates as most valuable player on offense.

COLLEGE: Selected to All Big-Eight first team in 1975... team captain and most valuable player as senior... rushed for 870 yards in 1974 and 777 yards in 1975... played in East-West and Senior Bowl.

PERSONAL: Attended Fulton (Missouri) High School and Centerville (Iowa) Community College... resides in Columbia, Missouri, and attends U. of Missouri during off-season... plays bass fiddle... single.

RUSHING

RECEIVING

Year	Att.	Yds.	Avg.	Lg.	TD	Rec.	Yds.	Avg.	Lg.	TD
1976	136	570.	4.2.	74	7	54	420	7.8	35	1



78 ELOIS GROOMS

Defensive End 3rd Year with Saints
Ht: 6-4 **Wt:** 250 **College:** Tennessee Tech
Born: May 20, 1953 at Tompkinsville, Kentucky
Joined Saints: Draft Choice No. 3a, 1975

PRO: Played in 11 games and started one in 1976 . . . made 25 tackles, 17 unassisted, with two quarterback sacks . . . has strength and speed to become top-notch pass-rusher.

COLLEGE: Selected to All-Ohio Valley Conference first team in 1973-74 . . . named to Kodak and UPI small college All-America teams . . . honored as Tech's MVP and co-captain as a senior . . . holds degree in health and physical education.

PERSONAL: Attended Tompkinsville (Kentucky) High School . . . resides in New Orleans area and works for Police Dept. during off-season . . . champion rifleman and trap-shooter . . . married (Judy).



56 LEE GROSS

Center 3rd Year with Saints
Ht: 6-3 **Wt:** 235 **College:** Auburn
Born: July 29, 1953 at Montgomery, Alabama
Joined Saints: Draft Choice No. 2, 1975

PRO: Played in 14 games as reserve and on special teams in 1976 . . . outstanding punt snapper . . . second knee cyst surgery may affect his condition this year.

COLLEGE: Selected All-Southeast Conference in 1974 . . . Auburn's captain as senior . . . played in two Gator, Sun and Senior Bowl games . . . holds degree in distributive education.

PERSONAL: Attended Robert E. Lee High School in Montgomery, Alabama . . . resides in New Orleans area . . . works for Police Dept. during off-season . . . outstanding golfer . . . married (Betty) with one son (Bowdoin 1).



72 JEFF HART

Offensive Tackle 2nd Year with Saints, 3rd in NFL
Ht: 6-5 **Wt:** 252 **College:** Oregon State
Born: September 10, 1953 at Portland, Oregon
Joined Saints: Waivers from San Francisco, 1976

PRO: Played in 14 games as reserve and on special teams in 1976 . . . drafted No. 3 by San Francisco 49ers in 1975 . . . played in 14 games with 49ers as a rookie . . . returned two kickoffs for 28 yards in 1975.

COLLEGE: Three-year letterman . . . named to All-Pacific Eight first team in 1974 . . . played in East-West and College All-Star games . . . holds degree in sociology.

PERSONAL: Attended South Salem (Oregon) High School . . . resides in New Orleans area . . . married (Geneva).



87 DON HERRMANN

Wide Receiver 3rd Year with Saints, 9th in NFL
Ht: 6-2 **Wt:** 193 **College:** Waynesburg State
Born: June 5, 1947 at Newark, New Jersey
Joined Saints: Free Agent, 1975

PRO: Enjoyed banner comeback with Saints in 1976 . . . started 14 games and caught 34 passes for 535 yards and 15.7 average . . . has great hands and makes the tough catch . . . signed by Saints as a free agent near end of 1975 . . . knee injury in 1974 curtailed service after five outstanding campaigns with N.Y. Giants . . . had best year in 1973 with 43 catches for 520 yards . . . drafted No. 15 by Giants in 1969.

COLLEGE: Non-scholarship athlete at Waynesburg State College in Pennsylvania . . . had career totals of 143 catches for 2,175 yards and 30 touchdowns . . . set school records with 76 catches and 20 touchdowns in one season and 18 catches and seven scores in one game . . . holds degree in business administration.

PERSONAL: Attended Chatham (New Jersey) High School . . . resides in Brookside, New Jersey . . . married (Anne) with son (Timothy 4) and daughter (Carrie 1).

RECEIVING

Year	No.	Yds.	Avg.	Long	TD
*1969	33	423	12.8	—	5
*1970	24	290	12.1	—	2
*1971	27	297	11.0	22	1
*1972	28	422	15.1	34	5
*1973	43	520	12.1	46	2
*1974	10	97	9.7	16	0
1975	3	47	15.7	28	1
1976	34	535	15.7	57	0

Totals 202 2,631 13.0 57 16

*with New York Giants



62 JOHN HILL

Center 3rd Year with Saints, 6th in NFL

Ht: 6-2 Wt: 246 College: Lehigh College

Born: April 16, 1950 at East Orange, New Jersey

Joined Saints: Waivers from N.Y. Giants, 1975

PRO: Started 14 games in 1976 and 27 in a row since joining Saints on waivers from N.Y. Giants in 1975... intelligent, dependable pro... played center and tackle at N.Y. ... drafted No. 6 by Giants in 1972.

COLLEGE: Selected to All-East and college division All-America teams... team captain as senior... played in East-West game... tossed shot and discus on track team... holds degree in engineering.

PERSONAL: Attended Franklin High School in Somerset, New Jersey... resides in New Orleans, but travels frequently during off-season... his father, Otto, is business manager of athletics at Rutgers... single.



54 PAT HUGHES

Linebacker 1st Year with Saints, 8th in NFL

Ht: 6-2 Wt: 225 College: Boston U.

Born: June 2, 1947 at Everett, Massachusetts

Joined Saints: Trade with N.Y. Giants, 1977

PRO: Smart, combative veteran to challenge for weakside linebacker position... called defensive signals for Giants from 1974 through 1976... Giants' MVP in 1974 and voted most popular Giant by fans last year... has 7 career interceptions... drafted No. 9 by Giants in 1970.

COLLEGE: Selected to All-East and All-New England teams... captain and defensive MVP in 1969... holds degree in education.

PERSONAL: Attended Everett (Massachusetts) High School... resides in Melrose, Mass... married (Carole) with daughter (Alyson Mary 7) and son (Justin 3).



30 ERNIE JACKSON

Cornerback 6th Year with Saints

Ht: 5-10 Wt: 176 College: Duke

Born: April 11, 1950 at Hopkins, South Carolina

Joined Saints: Draft Choice No. 7, 1972

PRO: Played in 10 games and started nine at left corner in 1976... led Saint secondary with 20 pass deflections... made 53 tackles, 39 unassisted, and intercepted two passes... has intercepted 14 passes in five seasons with big return average of 15.2... UPI all-rookie.

COLLEGE: Only player in Atlantic Coast Conference history to be honored as both offensive and defensive player of the week during the same season... intercepted four passes and returned two for touchdowns as a senior... averaged 7.6 yards for 31 rushing attempts... holds degree in electrical engineering.

PERSONAL: Attended Lower Richland (South Carolina) High School... resides in Atlanta, Georgia... married (Ora).

INTERCEPTIONS

Year	No.	Yds.	Avg.	TD
1972	3	41	13.7	0
1973	3	40	13.3	0
1974	4	53	13.3	0
1975	2	48	24.0	0
1976	2	5	2.5	0
Totals	14	187	13.4	0



22 BENNY JOHNSON

Cornerback 2nd Year with Saints, 6th in NFL

Ht: 5-11 Wt: 178 College: J.C. Smith

Born: June 29, 1948 at Fort Valley, Georgia

Joined Saints: Free agent, 1976

PRO: Played nine games as reserve in first year with Saints in 1976... played four years with Houston Oilers and one with Philadelphia of WFL.

COLLEGE: Four-year letterman and three years all-conference... competed in track... holds degree in business.

PERSONAL: Attended Jones High School in Orlando, Florida... resides in New Orleans... cousin of Otis Sistrunk of Oakland... married (Cecile) with daughter (April 2).



32 KIM JONES

Running Back 2nd Year with Saints
Ht: 6-4 **Wt:** 243 **College:** Colorado State
Born: January 19, 1952 at Waterloo, Iowa
Joined Saints: Free Agent, 1976

PRO: Played 11 games mostly on special teams in 1976 ... rushed six times for 21 yards ... drafted No. 7 by Baltimore Colts in 1975 ... missed 1975 season due to ankle injury.

COLLEGE: Led team in rushing with 537 yards in 1973 ... had career total of 916 yards and 11 touchdowns ... holds degree in child development and family relations.

PERSONAL: Attended Columbus High School in Waterloo, Iowa ... resides in Denver, Colo., and works as school counselor during off-season ... married (Denise).

RUSHING

RECEIVING

Year	Att.	Yds.	Avg.	Lg.	TD	Rec.	Yds.	Avg.	Lg.	TD
*1975	Injured									
1976	6	21	3.5	10	0	1	14	14.0	14	0
Totals	6	21	3.5	10	0	1	14	14.0	14	0

*with Baltimore Colts



53 RICK KINGREA

Linebacker 5th Year with Saints, 7th in NFL
Ht: 6-1 **Wt:** 222 **College:** Tulane
Born: July 18, 1949 at Pearisburg, Virginia
Joined Saints: Free agent, 1973

PRO: Played in 14 games as reserve middle linebacker and on special teams in 1976 ... made 29 tackles, 23 unassisted, with two fumble recoveries and four pass deflections ... team's player representative ... drafted No. 14 by Cleveland Browns in 1971 ... traded to Buffalo in 1973 and split season between Bills and Saints.

COLLEGE: Two-year team captain and leading tackler ... holds degree in History.

PERSONAL: Attended Baton Rouge (Louisiana) High School ... resides in New Orleans area and works for Police Dept ... also attends law school at Loyola ... married (Joni) with son (Rock 7).



8 ARCHIE MANNING

Quarterback 7th Year with Saints
Ht: 6-3 **Wt:** 200 **College:** Mississippi
Born: May 19, 1949 at Cleveland, Mississippi
Joined Saints: Draft Choice No. 1, 1971

PRO: Where's Archie? ... Saints popular red-headed quarterback should be found on gridiron this year ... missed entire 1976 season because of sore passing shoulder, which required two operations to correct tendonitis condition ... Archie optimistic about his 1977 comeback prospects ... has the talent and versatility as passer, runner, and leader to fit well into Coach Hank Stram's sophisticated offensive system ... holds most Saints passing records and is second leading rusher ... made unforgettable pro debut by beating Los Angeles Rams, 24-20, in 1971 ... led NFL with 230 pass completions good for 2,781 yards and 18 touchdowns in 1972 ... outstanding competitor played despite knee and arm ailments in 1974 and 1975.

COLLEGE: Named quarterback of the quarter-century (1950-75) in the Southeast Conference ... selected All-American first team in 1969 and All-SEC in 1969-70 ... set SEC record for total offense in one game with 540 yards vs. Alabama in 1969 ... had 3-year career passing statistics of 412 completions for 4,753 yards with a .541 average and 31 touchdowns ... played in Sugar Bowl and Gator Bowl and named MVP in both games ... holds degree in public administration.

PERSONAL: Attended Drew (Mississippi) High School ... resides in famous Garden District of New Orleans ... works in dealer development program with Royal Oldsmobile and does public relations for Life General Security Insurance Co ... full name is Elisha Archie Manning III ... married (Olivia) with two sons (Cooper 3 and Peyton 1).

PASSING

RUSHING

Year	Att.	Comp.	TD	Yds.	Pct.	Int.	No.	Yds.	Avg.	TD
1971	177	86	6	1,164	48.6	9	33	172	5.2	4
1972	448	230	18	2,781	51.3	21	63	351	5.6	4
1973	267	140	10	1,642	52.4	12	63	293	4.7	2
1974	261	134	6	1,429	51.3	16	28	204	7.3	1
1975	338	159	7	1,685	47.0	17	33	186	5.6	1
1976	Injured									
Totals	1,491	749	47	8,701	50.2	75	220	1,206	5.5	10



40 JIM MARSALIS

Weak Safety 1st Year with Saints, 8th in NFL
Ht: 5-11 Wt: 190 College: Tennessee State
Born: October 10, 1945 at Pascagoula, Miss.
Joined Saints: Free Agent, 1977

PRO: Former Kansas City Chiefs star to try comeback with Saints this year... missed 1976 season because of knee injury... drafted No. 1 by Chiefs in 1969... named AFL rookie of year after Chiefs' Super Bowl victory over Minnesota... will move from cornerback to weak safety with Saints.

COLLEGE: Had only one touchdown pass against him in four years... selected outstanding defensive player in Blue-Gray game... majored in physical education.

PERSONAL: Attended Carver High School in Pascagoula, Mississippi... resides in Pascagoula and works as bank officer... married (Linda).



28 ALVIN MAXSON

Running Back 4th Year with Saints
Ht: 5-11 Wt: 201 College: SMU
Born: November 12, 1951 at Beaumont, Texas
Joined Saints: Draft Choice No. 8, 1974

PRO: Played 14 games mostly on special teams in 1976... rushed for 120 yards with 3.5 average and one touchdown... rookie sensation in 1974 when he rushed for 714 yards and caught 42 passes... caught 41 passes in 1975... good all-around back runs with power.

COLLEGE: Rushed for 1,012 yards as sophomore, 1,005 as junior and 744 as senior... had three-year career total of 25 touchdowns.

PERSONAL: Attended Hebert High School in Beaumont, Texas... resides in Beaumont... single.

RUSHING

RECEIVING

Year	Att.	Yds.	Avg.	Lg.	TD	Rec.	Yds.	Avg.	Lg.	TD
1974	165	714	4.3	66	2	42	294	7.0	22	1
1975	139	371	2.7	14	3	41	234	5.7	33	0
1976	34	120	3.5	16	1	7	21	3.0	14	0
Totals	338	1,205	3.6	66	6	90	549	6.1	33	1



61 ED MC ALENEY

Guard 1st Year with Saints, 2nd in NFL
Ht: 6-3 Wt: 243 College: Massachusetts
Born: September 21, 1953 at Portland, Maine
Joined Saints: Trade with Tampa Bay, 1977

PRO: Played two games at Tampa Bay in 1976... was defensive end with Bucs and in college... switches to guard with Saints... drafted No. 8 by Pittsburgh Steelers in 1976.

COLLEGE: Selected UPI All-East in 1975... team's co-captain in 1974 and 1975... played in Senior Bowl... tossed shot and discus... holds degree in forestry.

PERSONAL: Attended South Portland (Maine) High School where he was class president... resides in South Portland... single.



25 LEON MC QUAY

Running Back 2nd Year with Saints, 4th in NFL
Ht: 5-9 Wt: 195 College: Tampa
Born: March 19, 1950 at Tampa, Florida
Joined Saints: Free Agent, 1976

PRO: Played in four games as kickoff returner after joining Saints late in 1976... talented runner played two years with Toronto of Canadian League and two years in NFL with N.Y. Giants and New England Patriots... finished third in NFC kickoff returns with Giants in 1974 with 27.6 average on 25 returns... rookie of year at Toronto in 1971.

COLLEGE: Had three-year career rushing totals of 3,039 yards, a 6.0 average and 37 touchdowns... named Little All-America... left school after junior year to sign in Canada.

PERSONAL: Attended Blake High School in Tampa, Florida... resides in Tampa... single.

PUNT RETURNS

KICKOFF RETURNS

Year	No.	Yds.	Avg.	TD.	No.	Yds.	Avg.	TD
*1974	7	81	11.6	0	25	689	27.6	0
**1975	None				15	252	16.8	0
1976	2	5	2.5	0	8	151	18.9	0
Totals	9	86	9.5	0	48	1,092	22.4	0
*with New York Giants **with New England								



57 JIM MERLO

Linebacker 4th Year with Saints

Ht: 6-2 Wt: 220 College: Stanford

Born: October 3, 1951 at Sanger, California

Joined Saints: Draft Choice No. 4, 1973

PRO: Enjoyed excellent 1976 season after missing 1975 with knee injury . . . selected team's most valuable player on defense . . . played in 14 games and started 13 . . . led Saints with four interceptions and returned two for touchdowns . . . his 83-yard return against Atlanta was team's longest play of year . . . ranked second in total tackles with 115, 77 unassisted . . . had two quarterback sacks and seven deflections.

COLLEGE: Standout on Stanford's "Thunder Chickens" which scored upset Rose Bowl victories over Ohio State, 27-17, in 1971 and Michigan, 13-12, in 1972 . . . team's MVP in 1972 . . . named defensive MVP in Hula Bowl . . . holds degree in biology.

PERSONAL: Attended Sanger (California) High School and Fresno City College . . . resides in Clovis, Calif. . . engaged in fruit-packing business . . . single.



77 MARV MONTGOMERY

Offensive Tackle 1st Year with Saints, 7th in NFL

Ht: 6-6 Wt: 255 College: USC

Born: February 8, 1948 at Torrance, California

Joined Saints: Free Agent, 1976

PRO: Played in nine games and started seven at left tackle after joining Saints in mid-season . . . six-year career with Denver Broncos hampered by broken leg in 1973 and knee operation in 1974 . . . drafted No. 1 by Broncos in 1971 . . . exceptional speed for his size, lettering as a hurdler in college.

COLLEGE: Selected first team All-American in 1970 and All-Pacific 8 in 1969-70 . . . played in Senior Bowl . . . holds degree in education.

PERSONAL: Attended Sylmar High School near Los Angeles and L.A. Valley Junior College . . . ran high hurdles in 14.3 . . . resides in Denver and is studying to become certified public accountant . . . has three brothers who are ministers . . . married with three children, (Marvin, Jr. 10, Alvis 9 and Bowdoin 1).



74 DERLAND MOORE

Defensive Tackle 5th Year with Saints

Ht: 6-4 Wt: 253 College: Oklahoma

Born: October 7, 1951 at Malden, Missouri

Joined Saints: Draft Choice No. 2, 1973

PRO: Developing into one of top tackles in NFL . . . started 14 games at right tackle in 1976 . . . led Saints' linemen with 94 tackles, 77 unassisted . . . had eight quarterback sacks and two pass deflections . . . quick off ball and plays with intensity . . . has started 42 games in row.

COLLEGE: Selected first team All-America and All-Big Eight in 1972 . . . played in two Sugar Bowl games . . . received Gomer Jones award as outstanding lineman.

PERSONAL: Attended Poplar Bluff (Missouri) High School . . . resides in New Orleans area and works for Police Dept., during off-season . . . Saints' United Way representative . . . single.



73 MAULTY MOORE

Defensive Tackle 1st Year with Saints, 6th in NFL

Ht: 6-5 Wt: 265 College: Bethune Cookman

Born: August 12, 1946 at Milligan, Florida

Joined Saints: Free Agent, 1976

PRO: Played in five games with Tampa Bay Buccaneers in 1976 . . . spent 1975 with Cincinnati Bengals and 1971-74 with Miami Dolphins . . . played on two Miami Super Bowl championship teams . . . signed as free agent by Dolphins in 1971.

COLLEGE: Named all-conference in 1969-70 . . . Pittsburgh Courier All-America in 1970 . . . holds degree in physical education and masters degree in administration.

PERSONAL: Attended Moton High School in Brooksville, Florida . . . resides in Lauderhill, Florida, and is community school director during off-season . . . married (Katrina) with daughter (Kelandre 2).



76 DON MORRISON

Offensive Tackle 7th Year with Saints
Ht: 6-5 Wt: 265 College: Texas-Arlington
Born: December 16, 1949 at Fort Worth, Texas
Joined Saints: Draft Choice No. 4d, 1971

PRO: Saints' standby at right tackle... started 14 games in 1976... has been starter since rookie year of 1971... solid, dependable blocker... also available as punt snapper.

COLLEGE: Selected to All-Southland conference and All-Texas first teams in 1970... team's co-captain... tossed shot, javelin and discus... honor roll student... holds degree in engineering.

PERSONAL: Attended Forney (Texas) High School... resides in Terrell, Tex.... farms 225 acres during off-season... married (Marsha).



42 CHUCK MUNCIE

Running Back 2nd Year with Saints
Ht: 6-3 Wt: 220 College: California
Born: March 17, 1953 at Uniontown, Pennsylvania
Joined Saints: Draft Choice No. 1, 1976

PRO: Saints' heralded "Lightning" back burst into NFL with team-high 652 yards, 4.4 average and two touchdowns in 1976... led all NFL rookies in yards gained... also caught 31 passes for 272 yards... played in 12 games and started 11 despite ankle injury... has size, speed and talent to become 1,000-yard running back this year.

COLLEGE: Consensus first team All-America in 1975... runner-up in Heisman Trophy voting... had career rushing totals of 3,052 yards and 38 touchdowns, both school records... twice elected team's captain and MVP... selected offensive MVP in East-West and Japan Bowl games... also played in Hula Bowl... holds degree in criminology.

PERSONAL: Attended Uniontown (Pennsylvania) High School... resides in San Francisco Bay area and helps manage his ranch during off-season... has three brothers with pro football backgrounds, Nelson Munsey still active with the Baltimore Colts... single.

RUSHING

Year	Att.	Yds.	Avg.	Lg.	TD
1976	148	652	4.4	51	2

RECEIVING

Rec.	Yds.	Avg.	Lg.	TD
31	272	8.8	33	0



37 TOM MYERS

Weak Safety 6th Year with Saints
Ht: 5-11 Wt: 180 College: Syracuse
Born: October 24, 1950 at Cohoes, New York
Joined Saints: Draft Choice No. 3a, 1972

PRO: Sparkplug of Saints secondary... played in 14 games, started 12 in 1976... intercepted one pass to raise career total to 15... made 59 tackles, 38 unassisted, with 12 pass deflections and two fumble recoveries... has called defensive signals and can hold for placekicks... high-spirited competitor.

COLLEGE: Selected All-America in 1971... team's captain as a senior... with 436 yards returning punts in 1970 smashed school record set by Floyd Little... played in East-West and Hula Bowl games... also played lacrosse.

PERSONAL: Attended Pulaski High School in New Britain, Connecticut... resides in Eugene, Oregon... has worked as juvenile counselor... married (Vicki).

INTERCEPTIONS

Year	No.	Yds.	Avg.	TD
1972	3	0	0.0	0
1973	3	33	11.0	0
1974	3	43	14.3	0
1975	5	83	16.6	0
1976	1	0	0.0	0
Totals	15	159	10.6	0



83 TINKER OWENS

Wide Receiver 2nd Year with Saints
Ht: 5-11 Wt: 170 School: Oklahoma
Born: October 3, 1954 at Miami, Oklahoma
Joined Saints: Draft Choice No. 4, 1976

PRO: Nifty little receiver played in 14 games and started one in 1976... caught 12 passes for 241 yards, a 20.1 average and one touchdown... had best game with three catches for 91 yards and TD against Houston... plays split end.

COLLEGE: Selected first team NEA All-America when he caught 18 passes for 413 yards in 1974 . . . named to All-Big-Eight second team in 1975 . . . was MVP in 1973 Sugar Bowl . . . also played in Orange Bowl and Japan Bowl.

PERSONAL: Attended Miami (Oklahoma) High School . . . resides in Norman, Okla., and attends school at Oklahoma . . . brother Steve former running back for Detroit Lions and Heisman Trophy winner at Oklahoma . . . Tinker's real first name is Charles . . . married (Terri) with two daughters (Brandi 4 and Lindsai Dawn 1).

RECEIVING

Year	No.	Yds.	Avg.	Lg.	TD
1976	12	241	20.1	74	1



88 JOEL PARKER

Wide Receiver 3rd Year with Saints

Ht: 6-5 Wt: 212 College: Florida

Born: April 23, 1952 at Clearwater, Florida

Joined Saints: Draft Choice No. 5, 1974

PRO: Returns to action this year after missing entire 1976 season because of knee surgery . . . rookie sensation of 1974 when he caught 41 passes for 455 yards and four touchdowns . . . sprained knee hampered him in 1975 . . . plays flanker position.

COLLEGE: Compiled two-year career statistics of 33 receptions for 512 yards . . . caught 10 for 132 yards in first varsity game vs. Duke . . . holds degree in business administration.

PERSONAL: Attended Clearwater (Florida) High School, where he was All-America in football and basketball and outstanding 440 runner . . . resides in Clearwater and works with Lee Arnolds, Jr., Assoc. in commercial real estate . . . married (Mary K.) with daughter (Joy 5).

JOEL PARKER

RECEIVING

Year	No.	Yds.	Avg.	Lg.	TD
1974	41	455	11.1	58	4
1975	9	123	13.7	32	2
1976 Injured					

Totals	50	578	11.6	58	6
--------	----	-----	------	----	---

46



82 BOB POLLARD

Defensive End 7th Year with Saints

Ht: 6-3 Wt: 251 College: Weber State

Born: December 30, 1948 at Beaumont, Texas

Joined Saints: Draft Choice No. 11, 1971

PRO: Saints defensive captain . . . started eight games in 1976 before being sidelined by knee injury for remainder of season . . . had consecutive starting game streak of 78 snapped . . . made eight quarterback sacks in eight games he played . . . had 46 tackles, 32 unassisted, with two fumble recoveries and one pass blocked . . . led Saints in tackles with 80 and sacks with seven in 1975 . . . all-rookie team pick in 1971 . . . has split time between tackle and end.

COLLEGE: After starting at Texas Southern, he transferred to Weber State for his last two seasons at defensive end.

PERSONAL: Attended Hebert High School in Beaumont, Texas . . . resides in New Orleans area and works for U.S. Dept of Commerce during off-season . . . honored in 1976 as Saints "Man of Year" . . . married (Toni) with daughter (Kimchele 6) and son (Lance 2).



75 ELEX PRICE

Defensive Tackle 5th Year with Saints

Ht: 6-3 Wt: 253 College: Alcorn State

Born: August 11, 1950 at Yazoo City, Miss.

Joined Saints: Free Agent, 1973

PRO: Played 14 games and started 13 at left tackle in 1976 . . . led Saints with 8½ quarterback sacks . . . made 75 tackles, 60 unassisted . . . returned pass tipped into his hands 23 yards for touchdown at Seattle . . . has iron-man streak of 66 games.

COLLEGE: Selected to Little All-America team as junior and senior . . . considered best lineman ever developed at Alcorn.

PERSONAL: Attended N.D. Taylor High School in Yazoo City, Mississippi . . . resides in Yazoo City . . . single.



71 KURT SCHUMACHER

Guard 3rd Year with Saints

Ht: 6-3 Wt: 246 College: Ohio State

Born: December 26, 1952 at Cleveland, Ohio

Joined Saints: Draft Choice No. 1a, 1975

PRO: Played in 14 games and started nine mostly at left guard in 1976 ... saw action at guard and tackle in 1975 ... has impressive strength and intelligence.

COLLEGE: Standout left tackle at Ohio State ... selected first team All-America by NEA and All-Big Ten in 1974 ... played in three Rose Bowl Games, Hula Bowl and College All-Star games ... holds degree in distributive education.

PERSONAL: Attended Lorain (Ohio) High School, where he was All-America fullback and linebacker ... resides in Lorain and works for athletic reconditioning company ... married (Jackie) with son (Timothy 2).



12 BOBBY SCOTT

Quarterback 6th Year with Saints

Ht: 6-1 Wt: 197 College: Tennessee

Born: April 2, 1949 at Chattanooga, Tennessee

Joined Saints: Draft Choice No. 14, 1971

PRO: Played 11 games and started eight in first concentrated action of Saints career in 1976 ... completed 103 passes for 1,065 yards with a 54.2 average and four touchdowns ... ranked seventh among NFC passers ... led Saints to 4-2 preseason record and first NFL victory at Kansas City ... spent first two seasons with Saints on taxi squad and next three as understudy to Archie Manning ... popular team leader.

COLLEGE: During three-year career passed for 32 touchdowns and school record 3,461 yards ... set single game record with 385 yards passing vs. Florida in 1970 ... named MVP in 1971 Sugar Bowl game.

PERSONAL: Attended Rossville (Georgia) High School ... resides in Knoxville, Tennessee and serves as supervisor for Tipton Distributing Co. of Anheuser-Busch, Inc ... married (Patricia).

Year	RECEIVING				RUSHING					
	Att.	Comp.	TD	Yds.	Pct.	Int.	No.	Yds.	Avg.	TD
1971 and 1972 on Saints' taxi squad										
1973	54	18	1	245	33.3	3	9	18	2.0	0
1974	71	31	4	366	43.7	4	1	1	1.0	0
1975	17	8	0	96	47.1	1	0	0	0.0	0
1976	190	103	4	1,065	54.2	6	11	46	4.6	1
Totals	332	160	9	1,772	48.2	14	20	64	3.2	1



84 PAUL SEAL

Tight End 4th Year with Saints

Ht: 6-4 Wt: 223 College: Michigan

Born: February 27, 1952 at Detroit, Michigan

Joined Saints: Draft Choice No. 2, 1974

PRO: Tall Paul played in 14 games and started three in 1976 ... caught nine passes for 72 yards ... had 60 receptions for 880 yards as starter in 1974-75 ... has pass receiving talent to regain starting slot this year.

COLLEGE: Selected All-Big Ten first team and All-America second team in 1973 ... served as co-captain and voted team's MVP as senior ... had career totals of 33 catches for 510 yards and six touchdowns ... played in East-West and Hula Bowl games.

PERSONAL: Attended Pershing High School in Detroit, Michigan ... earned all-state honors in football, basketball, golf and track ... resides in Detroit ... single.

Year	RECEIVING				
	No.	Yds.	Average	Long	TD
1974	32	466	14.6	42	3
1975	28	414	14.8	38	1
1976	9	72	8.0	15	0
Totals	69	952	13.8	42	4



29 MAURICE SPENCER

Cornerback 4th Year with Saints

Ht: 6-0 Wt: 176 College: North Carolina Central

Born: June 15, 1952 at Winston Salem, N.C.

Joined Saints: Waivers from Los Angeles, 1974

PRO: Quick, confident, talented pro started 14 games at right corner ... recovered five fumbles and tied NFL record with three fumble recoveries in one game vs. Atlanta ... made 54 tackles, 43 unassisted, with 18 pass deflections and one interception ... intercepted five passes in first year as starter in 1975 ... drafted No. 3 by Atlanta Falcons in 1974 ... went from Atlanta to St. Louis to Los Angeles before finding home in New Orleans in 1974.

COLLEGE: Intercepted 29 passes in four seasons ... also returned punts with 18.7 average for 15 returns as sophomore ... holds degree in biology.

PERSONAL: Attended Walter H. Page High School in Greensboro, N.C. ... resides in New Orleans area and is studying dentistry ... single.



68 TERRY STIEVE

Guard 2nd Year with Saints

Ht: 6-2 Wt: 242 College: Wisconsin

Born: March 10, 1954 at Baraboo, Wisconsin

Joined Saints: Draft Choice No. 6, 1976

PRO: Made strong impression as rookie before hurting knee in final game of 1976 ... played 14 games and started last six ... underwent surgery after season ... has good explosion and strength.

COLLEGE: Team's co-captain in 1975 ... played in Blue-Gray and Senior Bowl games.

PERSONAL: Attended Baraboo (Wisconsin) High School ... resides in New Orleans area and works in sales for resort development ... married (Sandra).



33 MIKE STRACHAN

Running Back 3rd Year with Saints

Ht: 6-0 Wt: 200 College: Iowa State

Born: May 24, 1953 at Miami, Florida

Joined Saints: Draft Choice No. 9, 1975

PRO: Played in 10 games and started three in 1976 ... rushed for 258 yards with 3.9 average and two touchdowns ... rookie standout in 1975 when he rushed for 668 yards with 4.1 average and 30 receptions before fracturing an ankle in 11th game ... with Chuck Muncie gives Saints top 1-2 punch at halfback.

COLLEGE: Selected to all-Big Eight team three years ... had career rushing total of 3,011 yards for school record ... rushed for 198 yards in 1973 game vs. Colorado ... holds degree in industrial education.

PERSONAL: Attended Jackson High School in Miami, Florida ... resides in New Orleans area and works for Police Dept., during off-season ... single.

Year	RUSHING					RECEIVING				
	Att.	Yds.	Avg.	Long	TD	No.	Yds.	Avg.	Long	TD
1975	161	668	4.1	21	2	30	224	7.5	27	0
1976	66	258	3.9	31	2	6	22	3.7	14	0
Totals	227	926	4.1	31	4	36	246	6.8	27	0



15 RICH SZARO

Placekicker 3rd Year with Saints

Ht: 5-11 Wt: 204 College: Harvard

Born: March 7, 1948 at Rzeszow, Poland

Joined Saints: Free Agent, 1975

PRO: Connected on 18 of 23 field goals to share best percentage in NFL in 1976 ... had streak of 11 ... also made 25 of 29 extra points ... topped Saints in scoring with 79 points ... in field goals was successful on 9 of 9 within 30 yards, 4 of 5 within 40, 4 of 7 within 50 and 1 of 2 over 50 ... left-footed soccer style kicker had trials with Oakland and Philadelphia and played one year for Philadelphia Bell of WFL before joining Saints in 1975.

COLLEGE: Played running back and kicker . . . also excelled in soccer . . . holds degree in economics.

PERSONAL: Attended St. Francis Prep in Brooklyn, N.Y. . . . resides in San Diego, Calif. . . . does off-season work for U.S. Air Freight, Inc., and writing book on kicking . . . single.

Place Kicking

Year	XP	XPM	FG	FGA	Pts
1975	17	0	10	16	47
1976	25	4	18	23	79
Totals	42	4	28	39	126



86 JIM THAXTON

Tight End 2nd Year with Saints, 4th in NFL
Ht: 6-2 Wt: 230 College: Tennessee State
Born: January 11, 1949 at Brownsville, Tennessee
Joined Saints: Free Agent, 1976

PRO: Played 11 games and started one in 1976 . . . caught seven passes for 112 yards, a 16.0 average and one touchdown . . . drafted No. 4 by San Diego Chargers in 1973 . . . played with Cleveland Browns in 1974 . . . had trial with Oakland Raiders in 1975.

COLLEGE: Holds degree in physical education.

PERSONAL: Attended G. W. Carver High School in Memphis, Tennessee . . . resides in Nashville, Tenn. . . . single.

RECEIVING

Year	No.	Yards	Avg.	Long	TD
*1973	7	119	17.0	31	2
**1974	4	71	17.8	34	0
1976	7	112	16.0	25	1
Totals	18	302	16.8	34	3

*with San Diego Chargers

**with San Diego chargers (2) and Cleveland Browns (12)



60 GREG WESTBROOKS

Linebacker 3rd Year with Saints
Ht: 6-2 Wt: 217 College: Colorado
Born: February 24, 1953 at Chicago, Illinois
Joined Saints: Draft Choice No. 17, 1975

PRO: Started 14 games at outside (weak) linebacker in 1976 . . . made 97 tackles, 60 unassisted, with three sacks, two fumble recoveries and eight pass blocks . . . developed rapidly from college safety to pro linebacker . . . has excellent speed and excels on pass coverage.

COLLEGE: Team's captain as senior . . . sparkplug of defense from "monster-man" position.

PERSONAL: Attended Lincoln (Nebraska) High School and Mesa (Colorado) Jr. College . . . resides in Kansas City, Mo . . . single.



66 TOM WICKERT

Guard 3rd Year with Saints, 4th in NFL
Ht: 6-4 Wt: 252 College: Washington State
Born: April 5, 1952 at Astoria, Oregon
Joined Saints: Free Agent, 1975

PRO: Will be shifted from tackle to guard this year . . . started seven games at left tackle in 1976 . . . quickness should benefit him as pulling guard . . . drafted No. 9 by Miami Dolphins in 1974 and played 13 games as reserve . . . played one game for Saints in 1975 before injuring ankle.

COLLEGE: Defensive lineman when he began his college career . . . shifted to offensive tackle as a junior.

PERSONAL: Attended Redwood High School in Larkspur, Calif. . . . resides in Greenbrae, Calif., and is learning his father's machinery business . . . single.

Saints 1977 Veterans Roster

No	Name	Pos.	Ht.	Wt.	Birthdate	NFL Exp	College	Games in 76
63	Baumgartner, Steve	DE	6-7	255	3/26/51	5	Purdue	14
16	Blanchard, Tom	P	6-0	180	5/28/49	7	Oregon	14
50	Bordelon, Ken	LB	6-4	236	8/26/54	2	LSU	12
80	Burton, Larry	WR	6-1	193	12/15/51	3	Purdue	14
51	Capone, Warren	LB	6-1	218	8/14/51	3	LSU	7
24	Chapman, Clarence	CB	5-10	185	12/10/53	2	Eastern Mich.	1
85	Childs, Henry	TE	6-2	220	4/16/51	4	Kansas State	14
44	Crist, Chuck	S	6-2	205	1/16/51	6	Penn State	14
69	Dorris, Andy	DE	6-4	240	8/11/51	5	New Mexico State	14
10	Douglass, Bobby	QB	6-4	228	6/22/48	9	Kansas	11
58	Federspiel, Joe	LB	6-1	230	5/ 6/50	6	Kentucky	14
34	Galbreath, Tony	RB	6-0	220	1/29/54	2	Missouri	14
78	Grooms, Elois	DE	6-4	250	5/20/53	3	Tennessee Tech	11
56	Gross, Lee	C	6-3	235	7/29/53	3	Auburn	14
72	Hart, Jeff	T	6-5	252	9/10/53	3	Oregon State	14
87	Herrmann, Don	WR	6-2	193	6/ 5/47	9	Waynesburg	14
62	Hill, John	C	6-2	246	4/16/50	6	Lehigh	14
54	Hughes, Pat	LB	6-2	225	6/ 2/47	8	Boston U.	14
30	Jackson, Ernie	CB	5-10	176	4/11/50	6	Duke	10
22	Johnson, Benny	CB	5-11	178	6/29/48	6	J. C. Smith	9
32	Jones, Kim	RB	6-4	243	1/19/52	2	Colorado State	11
53	Kingrea, Rick	LB	6-1	222	7/18/49	7	Tulane	14
14	Lawrence, Larry	QB	6-1	208	4/11/49	3	Iowa	0
8	Manning, Archie	QB	6-3	200	5/19/49	7	Mississippi	0
40	Marsalis, Jim	S	5-11	190	10/10/45	8	Tennessee State	0
28	Maxson, Alvin	RB	5-11	201	11/21/51	4	S.M.U.	14
61	McAleney, Ed	G	6-3	243	9/21/53	2	Massachusetts	2
25	McQuay, Leon	RB	5-9	195	3/19/50	4	Tampa	4
57	Merlo, Jim	LB	6-1	220	10/ 3/51	4	Stanford	14
77	Montgomery, Marv	T	6-6	255	2/ 8/48	7	Southern Calif.	9
74	Moore, Derland	DT	6-4	253	10/ 7/51	5	Oklahoma	14
73	Moore, Maulty	DT	6-5	265	8/12/46	6	Bethune Cookman	5
76	Morrison, Don	T	6-5	250	12/16/49	7	Texas-Arlington	14
42	Muncie, Chuck	RB	6-3	220	3/17/53	2	California	12
37	Myers, Tom	S	5-11	180	10/24/50	6	Syracuse	14
83	Owens, Tinker	WR	5-11	170	10/ 3/54	2	Oklahoma	14
88	Parker, Joel	WR	6-5	215	5/23/52	3	Florida	0
82	Pollard, Bob	DE	6-3	251	12/30/48	7	Weber State	8
75	Price, Elex	DT	6-3	253	8/11/50	5	Alcorn State	14
71	Schumacher, Kurt	G	6-3	246	12/26/52	3	Ohio State	14
12	Scott, Bobby	QB	6-1	197	4/ 2/49	6	Tennessee	11
84	Seal, Paul	TE	6-4	223	2/27/52	4	Michigan	14
29	Spencer, Maurice	CB	6-0	176	6/16/52	4	N. Carolina Central	14
68	Stieve, Terry	G	6-2	242	3/10/54	2	Wisconsin	14
33	Strachan, Mike	RB	6-0	200	5/24/53	3	Iowa State	10
15	Szaro, Rich	K	5-11	204	3/ 7/48	3	Harvard	14
86	Thaxton, James	TE	6-2	230	1/11/49	4	Tennessee State	11
60	Westbrooks, Greg	LB	6-2	217	2/24/53	3	Colorado	14
66	Wickert, Tom	T	6-4	252	4/ 5/52	4	Washington St.	7
79	Zanders, Emanuel	G	6-1	248	7/31/51	4	Jackson State	14

Saints 1977 Rookie Roster

Name	Pos.	Ht.	Wt.	Birthdate	College	How Acq.
Akins, Marty	DB	5-10	197	1/ 6/54	Texas	FA
Algood, Lonnie	WR	6-0	202	6/26/54	Syracuse	FA
Barnes, Donald	RB	5-10	204	10/ 3/53	Howard	FA
Blaine, John	T	6-5	258	2/ 1/55	San Jose State	D11
Boykin, Greg	RB	6-0	225	12/ 8/53	Northwestern	D7
Brooks, Alvin	DB	5-11	184	12/16/54	Wichita State	FA
Broussard, Bubba	LB	6-2	235	6/ 3/52	Houston	W
Butts, Milton	T	6-4	244	9/16/53	No. Carolina Central	FA
Campbell, Joe	DE	6-6	254	5/ 8/55	Maryland	D1
Cassady, Craig	S	5-10	175	12/21/53	Ohio State	D8-76
Cullars, Willie	DE	6-6	240	8/ 4/51	Kansas State	FA
Dalton, Oakley	DT	6-6	285	7/18/52	Jackson State	D12
DeBernardi, Fred	DE	6-5	245	3/ 2/49	Texas, El Paso	FA
Farris, Bill	P	6-3	215	9/14/54	Mississippi	FA
Fultz, Mike	DT	6-5	278	1/28/54	Nebraska	D2
Garza, Jaime	WR	5-11	178	1/15/54	Tulane	FA
Gaston, Cameron	C	6-2	245	6/ 4/54	Tulane	FA
Hardin, Junior	LB	6-1	222	8/16/53	Eastern Kentucky	D10-76
Healy, John	DE	6-6	240	3/14/55	Lehigh	FA
Hegge, LeRoy	DE	6-6	250	7/ 1/52	South Dakota	FA
Hubbard, Dave	T	6-7	270	9/29/55	BYU	D5b
Knowles, Dave	T	6-6	250	1/21/55	Indiana	D9
Kokal, Greg	QB	6-1	180	10/15/54	Kent State	FA
Lafary, Dave	OT	6-7	280	1/13/55	Purdue	D5a
LeBel, Dave	DT	6-6	250	10/25/53	Clemson	FA
Manstedt, Steve	LB	6-0	220	12/ 3/51	Nebraska	W
Martin, Donald	S	6-0	190	9/17/49	Yale	FA
Mason, Steve	CB	6-0	190	9/16/53	No. Colorado	FA
Mauti, Richard	WR	5-11	190	5/25/54	Penn State	FA
Oliver, Dave	WR	6-1	185	10/14/55	S.W. Louisiana	FA
Parsley, Cliff	P	6-1	211	12/26/54	Oklahoma State	D6
Pendergast, Joe	C	6-2	250	4/ 1/53	Boston College	FA
Pride, Dexter	RB	6-3	225	5/ 7/54	Minnesota	FA
Rivas, Richard	WR	5-9	175	5/ 1/54	Memphis State	FA
Roberts, Don	S	6-2	200	10/ 9/54	Texas Tech	FA
Roy, Kenny	DB	5-11	188	1/10/54	Maryland	FA
Schick, Tom	G	6-3	248	8/ 4/54	Maryland	D6b
Septien, Rafael	K	5-9	171	12/12/53	S.W. Louisiana	D10
Stewart, Jimmy	S	6-0	190	10/15/54	Tulsa	D8
Thompson, Bill	DB	5-9	181	4/ 2/55	Texas A&M	FA
Turner, Andre	TE	6-8	250	2/16/53	Coppins State	FA
Washington, Joe	CB	5-9	180	11/23/51	Illinois State	FA
Watts, Bob	S-LB	6-3	218	7/16/54	Boston College	D3
Zumbach, Dave	WR	6-1	185	4/ 7/54	Boston College	FA

Saints 1977 Numerical Roster

6	Parsley, Cliff - P	39	Garza, Jaime - WR	66	Wickert, Tom - G
7	Farris, Bill - P	40	Marsalis, Jim - DB	66a	Cullars, Willie - DE
8	Manning, Archie - QB	41	Turner, Andre - TE	67	LeBel, Dave - DE
9	Septien, Rafael - K	42	Muncie, Chuck - RB	67a	Dalton, Oakley - DT
10	Douglass, Bobby - QB	43	Roberts, Don - S	68	Stieve, Terry - G
12	Scott, Bobby - QB	44	Crist, Chuck - S	68a	Healy, John - DE
14	Lawrence, Larry - QB	45	Washington, Joe - CB	69	Dorris, Andy - DE
15	Szaro, Rich - K	46	Roy, Ken - DB	69a	Blain, John - T
16	Blanchard, Tom - P	47	Martin, Don - CB	70	DeBernardi, Fred - DE
18	Allgood, Roy - WR	48	Mason, Steve - KR-PR	70a	Hubbard, Dave - T
19	Zumbach, Dave - WR	49	Mauti, Rich - WR	71	Schumacher, Kurt - G
20	Rivas, Rick - WR	50	Bordelon, Ken - LB	71a	Campbell, Joe - DE
21	Kokal, Greg - DB	51	Capone, Warren - LB	72	Hart, Jeff - T
22	Johnson, Benny - CB	51a	Gaston, Cameron - C	72a	Fultz, Mike - DT
23	Cassady, Craig - S	52	Watts, Bob - S	73	Moore, Mautly - DT
24	Chapman, Clarence - CB	53	Kingrea, Rick - LB	73a	Knowles, Dave - T
25	McQuay, Leon - RB	54	Hughes, Pat - LB	74	Moore, Derland - DT
26	Stewart, Jim - S	55	Hardin, Junior - LB	75	Price, Elex - DT
27	Akins, Marty - DB	55a	Pendergast, Joe - C	76	Morrison, Don - T
28	Maxson, Alvin - RB	56	Gross, Lee - C	77	Montgomery, Marv - T
29	Spencer, Maurice - CB	56a	Manstedt, Steve - LB	78	Grooms, Elois - DE
30	Jackson, Ernie - CB	57	Merlo, Jim - LB	79	Zanders, Emanuel - G
32	Jones, Kim - RB	58	Federspiel, Joe - LB	80	Burton, Larry - WR
33	Strachan, Mike - RB	59	Broussard, Bubba - LB	82	Pollard, Bob - DE
34	Galbreath, Tony - RB	60	Westbrooks, Greg - LB	83	Owens, Tinker - WR
35	Pride, Dexter - RB	61	McAleney, Ed - G	84	Seal, Paul - TE
35a	Thompson, Willie - DB	62	Hilli, John - C	85	Childs, Henry - TE
36	Boykin, Greg - RB	63	Baumgartner, Steve - DE	86	Thaxton, Jim - TE
37	Myers, Tom - S	63a	Butts, Milton - T	87	Herrmann, Don - WR
38	Barnes, Don - RB	64	Hegge, LeRoy - DE	88	Parker, Joel - WR
38a	Brooks, Al - DB	64a	Lafary, Dave - T	89	Oliver, Dave - WR
		65	Schick, Tom - G		

1977 Saints Rookies

1 — JOE CAMPBELL, Defensive End 6-6 254 Maryland

Blue-chip pass rusher was seventh selection in 1977 draft . . . named first team all-America by Football Writers and Coaches Association in 1976 . . . first team all-Atlantic Coast Conference choice in 1975 and 1976 . . . said Saints coach Hank Stram: "He is the top defensive end we were seeking. He is a slashing, aggressive player with size, range, agility and leaping ability." . . . said Maryland coach Jerry Clairborne "Joe has all the qualities to be an outstanding pro." . . . played in Cotton, Peach, Liberty, Hula and Japan bowl games . . . returned fumble 80 yards for touchdown in Japan Bowl . . . made 118 tackles during 1976 season with eight in the backfield for 137 yards in losses and nine at the line for no gains . . . he had six quarterback sacks and seven blocked passes . . . his 1975 statistics included 125 tackles with 12 in the backfield and two in the end zone along with seven quarterback sacks, six blocked passes and one blocked punt . . . had three-year totals of 337 tackles and 17 sacks . . . won Maryland's 1976 Sylvester Watts Award as student typifying best in intercollegiate athletics . . . majored in general science . . . attended Salesianum High School in his hometown of Wilmington, Del. . . played on state championship football team and basketball and track team . . . full name is Joseph Patrick Campbell . . . single . . . born in Wilmington, Del., May 8, 1955.

2 — MIKE FULTZ, Defensive Tackle 6-5 278 Nebraska

Powerhouse lineman combines weightlifting champion's strength with 4.9 speed . . . selected first team all-America by United Press Int., Sporting News and Football News . . . three-year starter for Cornhuskers and all-Big 8 pick in 1976 . . . said Saints coach Hank Stram: "Has ideal combination of size, strength and speed," . . . played in Fiesta, Sugar and Bluebonnet bowl games . . . had three-year statistics of 178 tackles with 96 unassisted and 29 behind line for 134 yards in losses . . . majored in industrial arts . . . attended Lincoln High School in his hometown of Lincoln, Neb. . . all-state in football and state champion shot putter . . . his full name is Michael Deun Fultz . . . single . . . born in Lincoln, Neb., Jan. 28, 1954.

ON THE ROAD WITH THE SAINTS

M. Michigan at Delaware, 60611

Chicago	Continental Plaza	(312) 943-7200
Miami	Miami Marriott	(305) 649-5000
Detroit	Northfield Hilton	(313) 879-2100
Los Angeles	Sheraton Universal	(213) 980-1212
St. Louis	Breckenridge Pavilion	(314) 421-1776
Philadelphia	Philadelphia Marriott	(215) 667-0200
San Francisco	Rickeys Hyatt House	(415) 493-8000
Atlanta	Atlanta Marriott	(404) 659-6500
Home Games	LePavillon	(504) 581-3111

3 — ROBERT WATTS, Linebacker 6-3 218 Boston College

Top-rated outside linebacker has 4.5 speed ... selected first team all-East and honorable mention all-America by AP ... said Saints coach Hank Stram: "He's a super prospect who will make ideal weakside linebacker or strong safety" ... played in Senior Bowl and East-West Shrine game ... had three interceptions in 1976 ... was starting tight end as sophomore ... majored in speech pathology ... also competed in college basketball and track ... attended Vermont Academy prep school in White River, Junction, Vt. ... ran 100 in 9.7 and tossed shot 61 - 11 ... hobbies are writing poetry and classical dance ... hometown is Richmond, Calif. ... nickname is "State Trooper" because he catches speeders on the gridiron ... single ... born in New York City, June 16, 1954.

5a — DAVE LAFARY, Offensive Tackle 6-7 280 Purdue

Developed into first-class tackle during senior year ... received game ball in Purdue's win over Miami of Ohio ... said Saints coach Hank Stram: "He has the raw native ability to go with the size we like in the pros." ... played defensive tackle as sophomore ... majored in physical education ... attended LaSalle High School in hometown of Cincinnati ... won letters in football, basketball, track, baseball, wrestling ... full name is David Walter Lafary ... last name is pronounced la-FAR-y ... wife's name is Vicki ... he was born in Cincinnati, Jan. 13, 1955.

5b — DAVE HUBBARD, Offensive Tackle 6-7 270 BYU

Acclaimed for his blocking in pro-style passing attack at BYU ... named first team all-Western Athletic Conference and all-America honorable mention by AP ... played in Senior Bowl and Blue-Gray game ... majored in social work ... attended Vintage High School in hometown of Napa, Calif. ... also played basketball ... wife's name is Michelle ... he was born in Napa, Calif., Sept. 29, 1955.

6a — CLIFF PARSLEY, Punter 6-1 211 Oklahoma State

First player ever to lead Big Eight in punting three successive years; he did it four years ... named to all Big-Eight team in 1974-76 ... had career average of 42.7 for 234 punts ... averaged 44.8 in 1975 and 43.7 in 1976 ... said Oklahoma State coach Jim Stanley: "He has great ability. I think he is the best in the country." ... played in Fiesta and

Tangerine bowl games ... majored in advertising ... attended Grandview (Mo.) High School ... competed in football as tight end and punter and also lettered in track ... hometown is Grandview, Mo. ... single ... born in Kansas City, Mo., Dec. 26, 1954.

6b — TOM SCHICK, Guard 6-2 248 Maryland

Selected first team all-Atlantic Coast Conference in 1976 ... captain of Terrapins ... made conference all-academic team two years ... played in Cotton, Gator, Peach and Liberty bowl games ... majored in civil engineering ... attended John Bartran High School in his hometown of Philadelphia ... also played baseball and basketball ... single ... born in Philadelphia, Aug. 4, 1954.

7 — GREG BOYKIN, Running Back 6-0 222 Northwestern

Wildcats' career rushing champion with 2,465 yards ... had best year in 1975 with 1,105 yards, a 4.6 average and nine touchdowns ... received Most Valuable Player and Honorary Captain awards ... played tailback and fullback ... had single game high of 151 yards against Arizona in 1975 ... majored in elementary education ... attended Roosevelt High School in his hometown of Kent, Ohio ... won nine letters and was national honor society student ... single ... born in Radenna, Ohio, Dec. 8, 1953.

8 — JIMMY STEWART, Safety 6-0 190 Tulsa

Team captain of Golden Hurricane ... selected to second team all-America by AP and first team all-Missouri Valley Conference ... defensive player of year in conference ... played in American Bowl ... majored in marketing ... attended Normandy High School in hometown of St. Louis ... all-state in football and all-conference in soccer and baseball ... father is railroad switchman ... nickname is Speedo ... single ... born in St. Louis, Oct. 15, 1954.

9 — DAVID KNOWLES, Offensive Tackle 6-6 250 Indiana

Team captain of Hoosiers ... developed into solid blocker as senior after injuries curtailed earlier seasons ... played in American Bowl ... majored in physical education ... attended Elizabethtown (Ky.) High School ... all-state in football and also played baseball and basketball ... single ... born in Elizabethtown, Ky., Jan. 21, 1955.

10 — RAFAEL SEPTIEN, Kicker 5-9 171 S. W. Louisiana

Soccer-style placekicker from Mexico City ... kicked nine field goals of more than 50 yards with longest of 57 yards against Lamar in 1974 ... has three-year career totals of 32 of 66 field goals, 67 of 72 extra points and 159 total points ... named all-Southland Conference in 1975-76 ... majored in business ... attended Colegio Vista Hermosa High School in Mexico City ... also played soccer ... wears jersey No. 1 ... single ... born in Mexico City, Mexico, Dec. 12, 1953.

11 — JOHN BLAIN, Offensive Tackle 6-5 258 San Jose State

Team captain of Spartans ... named first team all-Pacific Coast Athletic Assn. and honorable mention all-America by AP ... lettered four years ... also played college rugby ... majored in physical education ... attended Carson Graham High School in hometown of West Vancouver, British Columbia ... also played basketball, track and rugby ... single ... born in West Vancouver, British Columbia, Feb. 1, 1955.

12 — OAKLEY DALTON, Defensive Tackle 6-6 285 Jackson State

Large size but short experience ... did not play college football last two seasons ... majored in physical education ... attended Gary High School in hometown of Gary, West Virginia ... hobby is dancing ... single ... born in Welch, W. Va., July 18, 1952.

OTHER SAINTS FOR 1977

DON BARNES, Running Back, Howard ... 5-10, 205 ... born in Wilmington, Del., Oct. 3, 1953 ... attended Lakewood (N.J.) High School ... married (Debbie) with three children ... Joined Saints as free agent, 1977.

ALVIN BROOKS, Defensive Back, Wichita State ... 5-11, 184 ... born in Gulfport, Miss., Dec. 16, 1954 ... attended Gulfport (Miss.) High School ... single ... Joined Saints as free agent, 1977.

BUBBA BROUSSARD, Linebacker, Houston ... 6-2, 230 ... born in Sealy, Texas, June 3, 1952 ... attended Royal (Brookshire, Tex.) High School ... married (Verinda) ... Joined Saints via waivers from Minnesota, 1977.

CRAIG CASSADY, Safety, Ohio State ... 5-10, 178 ... born in Columbus, Ohio, Dec. 21, 1953 ... attended Whetstone (Columbus, Ohio) High School ... single ... Joined Saints as No. 8 Draft Choice, 1976.

FRED DeBERNARDI, Defensive End, Texas, El Paso ... 6-5, 245 ... born in Santa Monica, Cal., March 2, 1949 ... attended Hart (Newhall, Cal.) High School ... single ... Joined Saints as free agent, 1977 ... played one year with Kansas City Chiefs.

BILL FARRIS, Punter, Ole Miss ... 6-3, 215 ... born in Hattiesburg, Miss., Sept. 14, 1954 ... attended S. H. Blair (Hattiesburg, Miss.) High School ... single ... Joined Saints as free agent, 1977.

JAIME GARZA, Wide Receiver, Tulane ... 5-11, 175 ... born in San Antonio, Tex., Jan. 15, 1954 ... attended Thomas Jefferson (San Antonio, Tex.) High School ... single ... Joined Saints as free agent, 1977.

CAMERON GASTON, Center, Tulane ... 6-2, 245 ... born in New Orleans, La., June 4, 1954 ... attended St. Augustine High School ... married (Sykina) ... Joined Saints as free agent, 1977.

JUNIOR HARDIN, Linebacker, Eastern Kentucky ... 6-1, 222 ... born in Lexington, Ky., Aug. 16, 1953 ... attended Bryan Station (Lexington, Ky.) High School ... single ... Joined Saints as No. 10 Draft Choice, 1976.

JOHN HEALY, Defensive End, Lehigh ... 6-6, 245 ... born in Orange, N.J., March 14, 1955 ... attended Seton Hall Prep (S. Orange, N.J.) High School ... single ... Joined Saints as free agent, 1977.

LEROY HEGGE, Defensive End, South Dakota ... 6-6, 260 ... born in Coleridge, Neb., July 1, 1952 ... attended Yankton (South Dakota) High School ... married (Barbara) ... Joined Saints as free agent, 1977.

GREG KOKAL, Quarterback, Kent State ... 6-1, 180 ... born in Euclid, Ohio, October 15, 1954 ... single ... Joined Saints as No. 11 draft choice in 1976.

LARRY LAWRENCE, Quarterback, Iowa ... 6-1, 208 ... born in Mt. Pleasant, Iowa, April 11, 1949 ... attended Thomas Jefferson High School in Cedar Rapids, Iowa ... Joined Saints as free agent, 1977 ... has three years NFL experience with Oakland and Tampa Bay.

DAVE LeBEL, Tackle, Clemson ... 6-6, 250 ... born in Cherry Point, North Carolina, Oct. 25, 1952 ... attended Jacksonville (No. Carolina) High School ... single ... Joined Saints as free agent, 1976.

Houston 31, New Orleans 26

Oct. 3 at Superdome (51,973)

HOUSTON	7	3	21	0	—	31
NEW ORLEANS	0	6	3	17	—	26

SCORING

Houston—Coleman 5 pass from Pastorini (Butler kick)
 N.O.—FG Szaro 20
 Houston—FG Butler 31
 N.O.—FG Szaro 26
 N.O.—FG Szaro 43
 Houston—B. Johnson 9 pass from Pastorini (Butler kick)
 Houston—Coleman 22 run (Butler kick)
 Houston—Whittington 96 fumble return (Butler kick)
 N.O.—Owens 60 pass from Scott (Szaro kick)
 N.O.—FG Szaro 26
 N.O.—Childs 4 pass from Douglass (Szaro kick)

TEAM STATISTICS

	Houston	New Orleans
First Downs	14	22
Net Yards Rushing	86	105
Net Yards Passing	168	270
Passes	18-29	22-44
Passes Intercepted by	1	1
Punts-Average	10-40.2	8-38.3
Fumbles-Lost	1-0	3-2
Penalties-Yards	9-67	8-65

RUSHING

Houston—Coleman 13 for 61, 1 TD; Willis 9 for 32.
 N.O.—Strachan 9 for 31; Douglass 2 for 30; Galbreath 9 for 23; Muncie 6 for 18; Burton 1 for 3; Scott 4 for 0; Maxson 1 for 0.

PASSING

Houston—Pastorini 16 of 27 for 189, 2 TD (1 intercepted); Hadl 2 of 2 for 11.
 N.O.—Scott 17 of 34 for 228, 1 TD (1 intercepted); Douglass 5 of 10 for 63, 1 TD.

RECEIVING

Houston—Burroughs 5 for 99; Willis 4 for 42; B. Johnson 4 for 35, 1 TD; Coleman 4 for 12, 1 TD; Alston 1 for 6.
 N.O.—Galbreath 7 for 67; Herrmann 5 for 78; T. Owens 3 for 91, 1 TD; Thaxton 2 for 25; Seal 2 for 20; Muncie 1 for 6; Childs 1 for 4.

New Orleans 30, Atlanta 0

Oct. 10 at Superdome (51,521)

ATLANTA	0	0	0	0	—	0
NEW ORLEANS	6	14	0	10	—	30

SCORING

N.O.—Merlo 83 interception return (kick failed)
 N.O.—Strachan 2 run (Szaro kick)
 N.O. Scott 1 run (Szaro kick)
 N.O.—FG Szaro 18
 N.O.—Thaxton 25 pass from Scott (Szaro kick)

TEAM STATISTICS

	Atlanta	New Orleans
First Downs	12	20
Net Yards Rushing	100	144
Net Yards Passing	68	168
Passes	11-31	19-31
Passes Intercepted by	2	1

Punts-Average	9-44.4	9-41.2
Fumbles-Lost	6-5	2-1
Penalties-Yards	9-59	9-70

RUSHING

Atlanta—Bean 14 for 42; Thompson 6 for 32; McQuiken 2 for 16; Stanback 6 for 10.
 N.O.—Maxson 12 for 57; Strachan 14 for 36, 1 TD; Scott 4 for 26, 1 TD; Galbreath 5 for 17; K. Jones 3 for 8.

PASSING

Atlanta—McQuiken 7 of 24 for 68 (1 intercepted); Bartkowski 4 of 7 for 49 (1 intercepted).
 N.O.—Scott 19 of 31 for 182, 1 TD (1 intercepted).

RECEIVING

Atlanta—Thompson 5 for 53; Bean 2 for 10; Jenkins 1 for 21; Gilliam 1 for 18; Stanback 1 for 10; Collins 1 for 5.
 N.O.—Strachan 4 for 28; Thaxton 3 for 53, 1 TD; Childs 3 for 22; Maxson 3 for 10; Burton 2 for 29; Herrmann 2 for 28; T. Owens 2 for 12.

San Francisco 33, N. Orleans 3

Oct. 17 at Candlestick Park (43,160)

NEW ORLEANS	0	0	3	0	—	3
SAN FRANCISCO	21	9	0	3	—	33

SCORING

S.F.—S. Johnson 1 run (Mike-Mayer)
 S.F.—G. Washington 55 yard pass from Plunkett (Mike-Mayer)
 S.F.—Leonard 60 yard punt return
 S.F.—FG Mike-Mayer 19
 S.F.—Jackson 5 yard pass from Plunkett (kick failed)
 N.O.—FG Szaro 46
 S.F.—FG Mike-Mayer 31

TEAM STATISTICS

	New Orleans	San Francisco
First Downs	9	18
Net Yards Rushing	95	309
Net Yards Passing	0	176
Passes	7-19	11-17
Passes Intercepted by	1	0
Punts-Average	10-43.3	6-41.5
Fumbles-Lost	3-2	3-2
Penalties-Yards	10-89	9-66

RUSHING

N.O.—Muncie 10 for 50; Galbreath 4 for 21; Strachan 6 for 21; Maxson 3 for 10.
 S.F.—Jackson 14 for 50; K. Johnson 10 for 32; Williams 6 for 24; S. Johnson 8 for 13, 1 TD; Hofer 4 for 12; Plunkett 1 for 8; Domres 1 for 4.

PASSING

N.O.—Douglass 5 of 11 for 41; Scott 2 of 8 for 10 (1 intercepted).
 S.F.—Plunkett 6 of 10 for 121, 2 TD; Domres 5 of 7 for 87.

RECEIVING

N.O.—Burton for 31; Galbreath 2 for 8; Childs 1 for 15.
 S.F.—Jackson 4 for 46, 1 TD; S. Johnson 3 for 36; G. Washington 2 for 67, 1 TD; Harrison 1 for 41; T. Mitchell 1 for 18.

Los Angeles 16, N. Orleans 10

Oct. 24 at Superdome (51,984)

LOS ANGELES	0	10	0	6	—	16
NEW ORLEANS	0	0	7	3	—	10

SCORING

L.A.—FG Dempsey 49
 L.A.—McCutcheon 1 run (Dempsey kick)
 N.O.—Galbreath 28 pass from Douglass (Szaro kick)
 N.O.—FG Szaro 22
 L.A.—H. Jackson 40 pass from Haden (kick blocked)

TEAM STATISTICS

	L.A.	New Orleans
First Downs	14	20
Net Yards Rushing	122	114
Net Yards Passing	57	214
Passes	5-15	24-40
Passes Intercepted by	2	0
Punts-Average	8-41.3	8-38.3
Fumbles-Lost	4-3	7-5
Penalties-Yards	6-59	8-103

RUSHING

L.A.—McCutcheon 24 for 74, 1 TD; Phillips 5 for 25; Cappelletti 10 for 20; Bertelsen 2 for 6.
 N.O.—Muncie 17 for 57; Galbreath 9 for 40; Douglass 2 for 15; Maxson 3 for 2.

PASSING

L.A.—Haden 2 of 14 for 77, 1 TD; Jaworski 3 of 11 for 15 (2 intercepted).
 N.O.—Douglass 15 of 23 for 210, 1 TD; Scott 9 of 17 for 82.

RECEIVING

L.A.—Jessie 2 for 36; H. Jackson 1 for 40, 1 TD; Klein 1 for 14; Phillips 1 for 2.
 N.O.—Childs 6 for 85; Galbreath 7 for 91, 1 TD; Muncie 5 for 59; Herrmann 3 for 42; Seal 2 for 1; T. Owens 1 for 14.

Atlanta 23, New Orleans 20

Oct. 31 At Atlanta Stadium (34,127)

NEW ORLEANS	0	14	0	6	—	20
ATLANTA	0	0	7	16	—	23

SCORING

N.O.—Childs 16 run (Szaro kick)
 N.O.—Burton 15 pass from Douglass (Szaro kick)
 Atlanta—Jenkins 17 pass from Hunter (Mike-Mayer kick)
 Atlanta—Stanback 5 pass from Hunter (Mike-Mayer kick)
 N.O.—Galbreath 2 run (kick failed)
 Atlanta—Stanback 2 run (Mike-Mayer kick)
 Atlanta—Safety (C. Humphrey) Douglass run out of end zone

TEAM STATISTICS

	New Orleans	Atlanta
First Downs	18	18
Net Yards Rushing	138	105
Net Yards Passing	115	150
Passes	12-21	14-21
Passes Intercepted by	2	1
Punts-Average	5-33.8	6-43.2
Fumbles-Lost	1-0	2-2
Penalties-Yards	9-61	6-64

RUSHING

N.O.—Galbreath 16 for 61, 1 TD; Douglass 7 for 29; Muncie 17 for 26; Childs 1 for 16, 1 TD.
 Atlanta—Collins 15 for 47; Stanback 17 for 41, 1 TD; Esposito 1 for 9; Bean 3 for 5; Hunter 2 for 3.

PASSING

N.O.—Douglass 12 of 21 for 127, 1 TD (2 int.)
 Atlanta—Hunter 10 of 11 for 138, 2 TD; McQuiken 4 of 10 for 24 (1 int.)

RECEIVING

N.O.—Burton 3 for 47, 1 TD; Childs 3 for 25; Galbreath 3 for 7; Muncie 2 for 28; Herrmann 1 for 20.
 Atlanta—Stanback 6 for 71, 1 TD; Jenkins 2 for 28, 1 TD; Gilliam 2 for 19; Collins 1 for 20; Francis 1 for 12; Mitchell 1 for 6; Esposito 1 for 6.

Green Bay 32, N. Orleans 27

Nov. 7 at Milwaukee (52,936)

NEW ORLEANS	0	13	14	0	—	27
GREEN BAY	6	10	7	9	—	32

SCORING

G.B.—Torkelson right tackle 8 yards Marcol wide left
 N.O.—Szaro 30 yard field goal
 N.O.—Szaro 32 yard field goal
 N.O.—Merlo pass int. 48 yards (Szaro kick)
 G.B.—McGeorge 20 yard pass from Dickey (Marcol kick)
 G.B.—Marcol 38 yard field goal
 G.B.—Carr interception 10 yards (Marcol kick)
 O.—Galbreath 1 yard middle (Szaro kick)
 N.O.—Strachan right end 7 yards (Szaro kick)
 G.B.—Harrell right end 2 yards (Marcol kick)
 G.B.—Mike McCoy clipped in end zone, automatic safety

TEAM STATISTICS

	New Orleans	Green Bay
First Downs	21	19
Net Yards Rushing	136	175
Net Yards Passing	161	123
Passes	15-35	10-25
Passes Intercepted by	2	1
Punts-Average	6-32.7	6-35.2
Fumbles-Lost	1-1	3-2
Penalties-Yards	8-56	5-35

RUSHING

N.O.—Muncie 4 for 28; Galbreath 13 for 48, 1 TD; Strachan 14 for 47, 1 TD; Douglass 2 for 13.
 G.B.—Torkelson 13 for 44, 1 TD; Brockington 15 for 51; Harrell 13 for 52, 1 TD; Osborn 3 for 7; Odom 1 for 28.

PASSING

N.O.—Douglass 15 of 35 for 173 (2 int.).
 G.B.—Dickey 10 of 25 for 138, 1 TD (1 int.).

RECEIVING

N.O.—Burton 4 for 77; Muncie 2 for 28; Herrmann 2 for 35; Owens 1 for 7; Childs 1 for 9; Seal 1 for 3; Galbreath 2 for 22.
 G.B.—Odom 2 for 32; Torkelson 2 for 13; McGeorge 2 for 48; Payne 3 for 35; Brockington 1 for 10.

New Orleans 17, Detroit 16

Nov. 14 at Superdome (42,048)

DETROIT	0	6	0	10	— 16
NEW ORLEANS	0	3	7	7	— 17

SCORING

Detroit—Sanders 5 pass from Landry (kick failed)
N.O.—FG Szaro 37
N.O.—Burton 69 pass from Douglass (Szaro kick)
Detroit—FG Ricardo 43
N.O.—Capone 2 fumble return (Szaro kick)
Detroit—Walton 16 pass from Landry (Ricardo kick)

TEAM STATISTICS

	Detroit	New Orleans
First Downs	26	6
Net Yards Rushing	164	79
Net Yards Passing	284	104
Passes	27-38	8-19
Passes Intercepted by	0	0
Punts-Average	6-35.3	8-45.6
Fumbles-Lost	4-3	0-0
Penalties-Yards	6-72	3-14

RUSHING

Detroit—Bussey 18 for 82; Gaines 17 for 72; Landry 2 for 13; B. Thompson 1 for 4.
N.O.—Muncie 10 for 60; Galbreath 10 for 23.

PASSING

Detroit—Landry 27 of 38 for 310, 2 TD.
N.O.—Douglass 8 of 19 for 132, 1 TD.

RECEIVING

Detroit—Bussey 8 for 30; Jarvis 4 for 111; C. Sanders 5 for 57, 1 TD; Walton 3 for 47, 1 TD; Gaines 3 for 17; L. Thompson 1 for 19; Hill 1 for 18; B. Thompson 1 for 11.
N.O.—Galbreath 3 for 14; Burton 2 for 81, 1 TD; Herrmann 2 for 34.

New Orleans 51, Seattle 27

Nov. 21 at Kingdome (61,865)

NEW ORLEANS	3	17	28	3	— 51
SEATTLE	6	0	7	14	— 27

SCORING

Seattle—Smith 1 run (kick blocked)
N.O.—FG Szaro 46
N.O.—Douglass 1 run (Szaro kick)
N.O.—Douglass 3 run (Szaro kick)
N.O.—FG Szaro 36
N.O.—Muncie 3 run (Szaro kick)
Seattle—Largent 11 pass from Munson (Leyboldt kick)
N.O.—T. Myers 20 Fumble return (Szaro kick)
N.O.—Price 23 int. return (Szaro kick)
N.O.—Galbreath 2 run (Szaro kick)
Seattle—Smith 1 run (Leyboldt kick)
N.O.—FG Szaro 21
Seattle—Zorn 7 run (Leyboldt kick)

TEAM STATISTICS

	New Orleans	Seattle
First Downs	28	18
Net Yards Rushing	258	105
Net Yards Passing	141	164
Passes	14-24	17-34
Passes Intercepted by	2	3
Punts-Average	3-39.7	5-30.8
Fumbles-Lost	1-0	2-2
Penalties-Yards	7-58	4-35

RUSHING

N.O.—Galbreath 19 for 77, 1 TD; Muncie 12 for 76, 1 TD; Strachan 9 for 58; Maxson 6 for 31; Jones 3 for 13; Douglass 2 for 4.
Seattle—Smith 11 for 60, 2 TD; Zorn 5 for 29, 1 TD; Testerman 7 for 17.

PASSING

N.O.—Douglass 12 of 21 for 115 (2 int.); Scott 2 of 3 for 34.
Seattle—Zorn 11 of 22 for 106 (1 int.); Munson 6 of 11 for 66, 1 TD (2 int.).

RECEIVING

N.O.—Galbreath 4 for 28; Burton 3 for 27; Childs 2 for 34; Herrmann 2 for 16; Thaxton 1 for 20; Maxson 1 for 14; Seal 1 for 10.
Seattle—Largent 6 for 101, 1 TD; Smith 4 for 20; Testerman 2 for 23; Howard 2 for 14; Nelsen 1 for 10.

Los Angeles 33, N. Orleans 14

Nov. 28 at Coliseum (54,906)

NEW ORLEANS	7	0	7	0	— 14
LOS ANGELES	6	20	0	7	— 33

SCORING

L.A.—FG Dempsey 33
N.O.—Galbreath 1 yard (Szaro kick)
L.A.—FG Dempsey 25
L.A.—McCutcheon 1 yard
L.A.—McCutcheon 2 yard pass from Haden (Dempsey kick)
L.A.—Klein 4 yard pass from Haden (Dempsey kick)
N.O.—Muncie 2 run (Szaro kick)
L.A.—Haden 7 run (Dempsey kick)

TEAM STATISTICS

	New Orleans	Los Angeles
First Downs	18	25
Net Yards Rushing	116	323
Net Yards Passing	146	150
Passes	11-30	17-27
Passes Intercepted by	2	1
Punts-Average	6-38.5	4-38.0
Fumbles-Lost	3-2	2-2
Penalties-Yards	7-65	12-107

RUSHING

N.O.—Muncie 15 for 109, 1 TD; Galbreath 6 for 15, 1 TD.
L.A.—McCutcheon 25 for 119, 1 TD; Cappelletti 8 for 80; Haden 3 for 26, 1 TD; Jessie 1 for 22; Bertelsen 6 for 36; Phillips 6 for 40.

PASSING

N.O.—Douglass 11 of 30 for 169 (2 int.).
L.A.—Haden 14 of 21 for 126, 2 TD (1 int.); Jaworski 3 of 6 for 34.

RECEIVING

N.O.—Galbreath 5 for 57; Herrmann 3 for 72; Seal 1 for 12; K. Jones 1 for 14; Thaxton 1 for 14.
L.A.—Klein 3 for 20, 1 TD; H. Jackson 4 for 67; Cappelletti 2 for 13; Jessie 2 for 26; McCutcheon 2 for 10, 1 TD; Phillips 3 for 21.

New England 27, N. Orleans 6

Dec. 5 at Schaefer Stadium (53,592)

NEW ORLEANS	0	3	0	3	— 6
NEW ENGLAND	0	13	0	14	— 27

SCORING

N.E.—Chandler 12 pass from Grogan (kick failed)
N.E.—Grogan 11 run (Smith kick)
N.O.—Szaro FG 50
N.O.—Szaro FG 29
N.E.—Grogan 10 run (Smith kick)
N.E.—Forte 6 pass from Grogan (Smith kick)

TEAM STATISTICS

	New Orleans	New England
First Downs	14	21
Net Yards Rushing	118	220
Net Yards Passing	118	108
Passes	18-31	9-24
Passes Intercepted by	0	0
Punts-Average	8-23.3	6-47.5
Fumbles-Lost	2-1	0-3
Penalties-Yards	6-55	10-85

RUSHING

N.O.—Muncie 12 for 36; Galbreath 13 for 41; Douglass 1 for 5; Strachan 4 for 36.
N.E.—Johnson 11 for 73; Calhoun 22 for 113; Grogan 4 for 27, 2 TD.

PASSING

N.O.—Douglass 10 of 20 for 61; Scott 8 of 11 for 75.
N.E.—Grogan 9 of 23 for 108, 2 TD.

RECEIVING

N.O.—Muncie 5 for 35; Galbreath 8 for 58; Owens 1 for 16; Herrmann 3 for 24.
N.E.—Chandler 1 for 12, 1 TD; Vataha 1 for 15; Stingley 2 for 54; Calhoun 2 for 1; Briscoe 1 for 16.

San Francisco 27, N. Orleans 7

Dec. 12 at Superdome (42,536)

SAN FRANCISCO	0	7	10	10	— 27
NEW ORLEANS	7	0	0	0	— 7

SCORING

N.O.—Childs 46 pass from Scott (Szaro kick)
S.F.—G. Washington 20 pass from Bull (Mike-Mayer kick)
S.F.—FG Mike-Mayer 45
S.F.—Bull 15 run (Mike-Mayer kick)
S.F.—FG Mike-Mayer 23
S.F.—Ferrell 3 run (Mike-Mayer kick)

TEAM STATISTICS

	San Francisco	New Orleans
First Downs	22	11
Net Yards Rushing	212	52
Net Yards Passing	148	245
Passes	14-28	18-33
Passes Intercepted by	1	0
Punts-Average	8-37.0	9-42.6
Fumbles-Lost	3-1	2-1
Penalties-Yards	10-88	10-107

RUSHING

S.F.—Jackson 11 for 34; Williams 15 for 87; Lash 1 for 5; Farrell 3 for 7, 1 TD; Bull 8 for 53, 1 TD.
N.O.—Galbreath 9 for 30; Muncie 8 for 23.

PASSING

S.F.—Bull 14 of 28 for 154, 1 TD (1 int.)
N.O.—Scott 12 of 18 for 143, 1 TD; Douglass 6 of 15 for 138.

RECEIVING

S.F.—Washington 2 for 29, 1 TD; Mitchell 1 for 3; Jackson 3 for 36; Hofer 2 for 20; Williams 4 for 41; Harrison 1 for 12; Lash 1 for 93.
N.O.—Muncie 7 for 69; Childs 3 for 87, 1 TD; Galbreath 4 for 23; Herrmann 2 for 24; Owens 1 for 78.



1976 Team Statistics

	SAINTS	OPP.
TOTAL FIRST DOWNS	226	275
Rushing	92	129
Passing	111	121
Penalty	23	25
Third Down Efficiency	63-211	81-214
TOTAL NET YARDS	3750	4482
Avg. Per Game	267.9	320.1
Total Plays	883	966
Avg. Per Play	4.2	4.6
NET YARDS RUSHING	1766	2280
Avg. Per Game	126.1	162.9
Total Rushes	430	555
Avg. Per Rush	4.1	4.1
NET YARDS PASSING	1984	2202
Avg. Per Game	141.7	157.3
Tackled/Yards Lost	51-369	39-312
Gross Yards	2353	2514
Attempts/Completions	402-206	367-200
Pct. of Completions	51.2	54.5
Had Intercepted	14	12
PUNTS/AVERAGE	101-39.3	87-39.9
NET PUNTING AVERAGE	31.1	33.9
PUNT RETURNS/AVERAGE	42-8.9	65-11.4
KICKOFF RETURNS/AVG.	60-19.6	55-24.7
MISC. RETURN/AVERAGE	6-8.2	5-26.8
INTERCEPTS/AVG. RETURN	12-17.7	14-10.0
PENALTIES/YARDS	103-901	90-883
FUMBLES/BALL LOST	31-18	37-27
TOUCHDOWNS	29	44
Rushing	16	22
Passing	8	18
Returns	5	4
EXTRA POINTS/ATTEMPTS	25-29	36-44
FIELD GOALS/ATTEMPTS	18-23	14-17
TOTAL POINTS	253	346

SCORE BY QUARTERS

SAINTS	23	83	75	72	— 253
Opponents	69	116	69	92	— 346

Saints 1976 Statistics

RUSHING					
Player	Att.	Yds.	Avg.	Lg.	TD
Muncie	148	652	4.4	51	2
Galbreath	136	570	4.2	74	7
Strachan	66	258	3.9	31	2
Maxson	34	120	3.5	16	1
Douglass	21	92	4.4	19	2
Scott	11	46	4.2	13	1
Jones, K.	6	21	3.5	10	0
Childs	1	16	16.0	16	1
Jones, A.	1	2	2.0	2	0
Seal	2	5	2.5	6	0
Burton	3	-4	-1.3	4	0
SAINTS	430	1766	4.1	74	16
Opp. Total	555	2280	4.1	38	22

PUNTING					
Player	No.	Yds.	Avg.	TB	In 20
Blanchard	101	3974	39.3	5	14
SAINTS	101	3974	39.3	5	14
Opp. Total	87	3469	39.9	7	16

INTERCEPTIONS					
Player	No.	Yds.	Avg.	Lg.	TD
Merlo	4	142	35.5	83	2
Athas	2	22	11.0	22	0
Jackson	2	5	2.5	5	0
Price	1	23	23.0	23	1
Christ	1	20	20.0	20	0
Spencer	1	0	0.0	0	0
Myers	1	0	0.0	0	0
SAINTS	12	212	17.7	83	3
Opp. Total	14	140	10.0	32	1

FIELD GOALS					
Player	1-19	20-29	30-39	40-49	50+
Szaro	1-1	8-8	4-5	4-7	1-2
SAINTS	1-1	8-8	4-5	4-7	1-2
Opp. Total	1-1	5-5	5-6	3-4	0-1

RECEIVING					
Player	No.	Yds.	Avg.	Lg.	TD
Galbreath	54	420	7.8	35	1
Herrmann	34	535	15.7	57	0
Muncie	31	272	8.8	33	0
Childs	26	349	13.4	46	3
Burton	18	297	16.5	69	2
Owens, T.	12	241	20.1	74	1
Seal	9	72	8.0	15	0
Thaxton	7	112	16.0	25	1
Maxson	7	21	3.0	14	0
Strachan	6	22	3.7	14	0

PASSING										
Player	Att.	Comp.	Yds.	Pct.	Avg.	TD	Pct.	Int.	Lg.	Rating
Douglass	212	103	1288	48.6	6.08	4	1.9	8	3.8	74
Scott	190	103	1065	54.2	5.61	4	2.1	6	3.4	60
SAINTS	402	206	2353	51.2	5.85	8	1.9	14	3.5	74
Opp. Total	367	200	2514	54.5	6.85	18	4.9	12	3.3	55

Douglass	1	-2	-2	0
Jones, K.	1	14	14	0
SAINTS	206	2353	11.4	74
Opp. Total	200	2514	12.6	55

KICKOFF RETURNS					
Player	No.	Yds.	Avg.	Lg.	TD
Galbreath	20	399	19.9	32	0
Maxson	11	191	17.4	28	0
McQuay	8	151	18.9	28	0
Thaxton	7	185	26.4	32	0
Muncie	3	69	23.0	28	0
Athas	2	68	34.0	39	0
Chapman, C.	3	63	21.0	26	0
Capone	1	0	0	0	0
Childs	1	6	6	6	0
Hart	1	12	12	12	0
Schurmacher	2	17	8.5	14	0
Jones, K.	1	12	12	12	0
SAINTS	60	1173	19.6	39	0
Opp. Total	55	1359	24.7	45	0

PUNT RETURNS					
Player	No.	FC	Yds.	Avg.	Lg.
Athas	35	10	332	9.5	67
Myers	2	0	22	11.0	11
Crist	1	2	8	4.0	4
Owens, T.	0	2	0	0.0	0
McQuay	2	0	5	2.5	11
SAINTS	42	14	375	8.9	67
Opp. Total	65	10	739	11.4	60

SCORING										
Player	TDR	TDP	TDR	FG	PAT	TP				
Szaro	0	0	18-23	25-29	79					
Galbreath	7	1	0	0	0	48				
Childs	1	3	0	0	0	24				
Douglass	2	2	0	0	0	12				
Strachan	2	0	0	0	0	12				
Muncie	2	0	0	0	0	12				
Merlo	0	0	3	0	0	12				
Burton	0	2	0	0	0	12				
Scott	1	0	0	0	0	6				
Myers	0	0	1	0	0	6				
Maxson	1	0	0	0	0	6				
Price	0	0	1	0	0	6				
Capone	0	0	1	0	0	6				
Owens, T.	0	1	0	0	0	6				
Thaxton	0	1	0	0	0	6				
SAINTS	16	8	5	18-23	25-29	253				
Opp. Total	22	18	4	14-17	36-44	345				

Saints All-Time Results

* HOME GAME

1967 (3-11)	Saints	Opp.	1970 (2-11-1)	Saints	Opp.
* Los Angeles (80,879)	13	27	* Atlanta (77,042)	3	14
* Washington (74,937)	10	30	* Minnesota (47,900)	0	26
* Cleveland (77,045)	7	42	* New York Giants (69,126)	14	10
New York (62,670)	21	27	* St. Louis (45,294)	17	24
Dallas (52,562)	10	14	* San Francisco (39,446)	20	20
San Francisco (34,285)	13	27	* Atlanta (58,850)	14	32
* Pittsburgh (68,911)	10	14	* Los Angeles (77,861)	17	30
* Philadelphia (59,596)	31	24	* Detroit (66,910)	19	17
* Dallas (83,437)	10	27	* Miami (42,866)	10	21
* Philadelphia (60,751)	21	48	* Denver (66,837)	6	31
* Atlanta (83,437)	27	24	* Cincinnati (59,342)	6	26
St. Louis (41,171)	20	31	* Los Angeles (66,410)	16	34
Baltimore (60,238)	10	30	* San Francisco (61,940)	27	38
Washington (50,486)	30	14	* Chicago (63,518)	3	24
	233	379		172	347

1968 (4-9-1)	Saints	Opp.	1971 (4-8-2)	Saints	Opp.
* Cleveland (74,215)	10	24	* Los Angeles (70,915)	24	20
* Washington (65,941)	37	17	* San Francisco (81,596)	20	38
* St. Louis (79,021)	20	21	* Houston (47,966)	13	13
New York (62,967)	21	38	* Chicago (55,049)	14	35
* Minnesota (71,105)	21	17	* Dallas (83,088)	24	14
Pittsburgh (32,303)	16	12	* Atlanta (58,850)	6	28
St. Louis (45,478)	17	31	* Washington (53,041)	14	24
* Dallas (84,728)	3	17	* Oakland (83,102)	21	21
Cleveland (71,025)	17	35	* San Francisco (45,138)	26	20
Green Bay (Mil. 49,644)	7	29	* Minnesota (83,130)	10	23
Detroit (46,152)	20	20	* Green Bay (Mil. 48,130)	29	21
* Chicago (78,285)	17	23	* Los Angeles (73,610)	28	45
* Philadelphia (57,128)	17	29	* Cleveland (72,794)	17	21
* Pittsburgh (66,131)	24	14	* Atlanta (75,954)	20	24
	246	327		266	347

1969 (5-9)	Saints	Opp.	1972 (2-11-1)	Saints	Opp.
* Washington (73,147)	20	26	* Los Angeles (66,303)	14	34
* Dallas (79,567)	17	21	* Kansas City (70,793)	17	20
Los Angeles (54,879)	17	36	* San Francisco (69,840)	2	37
* Cleveland (71,274)	17	27	* New York Giants (62,507)	14	45
* Baltimore (80,636)	10	30	* Atlanta (66,294)	14	21
* Philadelphia (60,658)	10	13	* San Francisco (59,167)	20	20
St. Louis (46,718)	51	42	* Philadelphia (65,554)	21	3
Dallas (68,282)	17	33	* Minnesota (49,784)	6	37
New York (62,927)	25	24	* Atlanta (58,850)	20	36
* San Francisco (71,448)	43	38	* Detroit (53,752)	14	27
* Philadelphia (72,805)	26	17	* Los Angeles (64,325)	19	16
Atlanta (57,021)	17	45	* New York Jets (62,496)	17	18
Washington (50,354)	14	17	* New England (64,889)	10	17
* Pittsburgh (72,256)	27	24	* Green Bay (65,881)	20	30
	311	393		208	361

1973 (5-9)	Saints	Opp.	1975 (2-12)	Saints	Opp.
*Atlanta (66,428)	7	62	Washington (54,414)	3	41
Dallas (52,715)	3	40	*Cincinnati (52,531)	0	21
Baltimore (52,293)	10	14	Atlanta (29,444)	7	14
*Chicago (56,561)	21	16	*Green Bay (51,371)	20	19
*Detroit (57,810)	20	13	San Francisco (40,990)	21	35
San Francisco (52,629)	0	40	Los Angeles (60,771)	14	38
*Washington (66,315)	19	3	*Atlanta (56,614)	23	7
*Buffalo (74,770)	13	0	Oakland (51,764)	10	48
Los Angeles (70,358)	7	29	*Minnesota (52,765)	7	20
San Diego (44,356)	14	17	*San Francisco (40,328)	6	16
*Los Angeles (67,192)	13	24	Cleveland (44,753)	16	17
Green Bay (Mil. 47,890)	10	30	*Los Angeles (39,958)	7	17
*San Francisco (62,490)	16	10	New York Giants (40,150)	14	28
Atlanta (58,850)	10	14	*Chicago (33,371)	17	42
	163	312		165	320

1974 (5-9)	Saints	Opp.	1976 (4-10)	Saints	Opp.
*San Francisco (65,071)	13	17	*Minnesota (58,156)	9	40
Los Angeles (64,178)	0	24	*Dallas (61,413)	6	24
*Atlanta (62,273)	14	13	Kansas City (53,918)	27	17
Chicago (55,753)	10	24	*Houston (51,973)	26	31
Denver (51,706)	17	33	*Atlanta (51,521)	30	0
Atlanta (58,850)	13	3	San Francisco (43,160)	3	33
*Philadelphia (64,257)	14	10	*Los Angeles (51,984)	10	16
Detroit (49,127)	14	19	Atlanta (34,127)	20	23
*Miami (74,289)	0	21	Green Bay (52,936)	27	32
*Los Angeles (57,287)	20	7	*Detroit (42,048)	17	16
*Pittsburgh (71,907)	7	28	Seattle (61,865)	51	27
Minnesota (48,456)	9	29	Los Angeles (54,906)	14	33
*St. Louis (57,152)	14	0	New England (53,592)	6	27
San Francisco (49,567)	21	35	*San Francisco (42,536)	7	27
	166	263		253	346

SAINTS PRE-SEASON RESULTS

1967 (5-1)	Saints	Opp.	1970 (4-2)	Saints	Opp.
Los Angeles (26,364) at Anaheim	7	16	Minnesota (17,932) at Canton	14	13
Boston (25,500) at Shreveport	23	14	Houston (46,223) at Dallas	19	10
Pittsburgh (35,000) at Baton Rouge	20	17	Detroit (76,778) at New Orleans	17	31
San Francisco (23,348) at Portland	24	10	Boston (32,000) at Jackson, Miss.	26	20
Miami (11,214) at Charleston, S.C.	20	17	N.Y. Jets (78,581) at New Orleans	14	27
Atlanta (67,486) at New Orleans	27	14	San Diego (63,904) at New Orleans	20	14
1968 (2-4)	Saints	Opp.	1971 (0-6)	Saints	Opp.
Los Angeles (29,505) at Anaheim	17	21	Buffalo (35,758) at Buffalo	10	14
Boston (57,152) at New Orleans	19	0	Dallas (73,560) at Dallas	21	36
Houston (42,734) at Houston	23	24	Kansas City (70,459) at N. Orleans	7	27
Cleveland (70,045) at New Orleans	40	27	San Diego (35,405) at San Diego	7	22
Atlanta (49,832) at Atlanta	10	16	Philadelphia (60,487) at N. Orleans	0	34
Minnesota (23,000) at Shreveport	17	20	Houston (60,971) at New Orleans	17	24
1969 (2-4)	Saints	Opp.	1972 (1-4-1)	Saints	Opp.
San Diego (31,683) at San Diego	7	10	Philadelphia (53,372) at Philadelphia	13	10
Denver (28,356) at Denver	28	22	Buffalo (66,762) at New Orleans	21	24
Pittsburgh (40,000) at Baton Rouge	24	34	Dallas (81,070) at New Orleans	7	30
Atlanta (69,898) at New Orleans	21	17	San Diego (64,506) at New Orleans	14	16
Houston (76,937) at New Orleans	14	30	Pittsburgh (43,302) at Memphis	7	56
Detroit (30,312) at Detroit	7	42	Houston (44,571) at Houston	14	14

1973 (1-5)	Saints	Opp.	1975 (2-4)	Saints	Opp.
Kansas City (67,216) at Kansas City	6	12	Houston (72,434) at New Orleans	7	13
Miami (80,050) at Miami	13	14	Denver (40,089) at New Orleans	24	21
Dallas (61,022) at Dallas	14	24	Miami (61,253) at New Orleans	10	20
New England (64,131) at N. Orleans	6	31	Baltimore (60,643) at New Orleans	27	3
N.Y. Jets (67,434) at New Orleans	17	28	Pittsburgh (47,341) at Pittsburgh	13	24
Houston (62,339) at New Orleans	16	10	Cincinnati (48,453) at Cincinnati	0	20
1974 (3-3)	Saints	Opp.	1976 (4-2)	Saints	Opp.
Pittsburgh (45,339) at New Orleans	7	26	Pittsburgh (56,039) at New Orleans	14	24
Miami (41,524) at Miami	20	45	Houston (38,675) at Houston	13	10
New England (20,546) at Foxboro	3	7	Buffalo (36,110) at Buffalo	21	14
Dallas (56,563) at New Orleans	16	7	Baltimore (38,879) at Baltimore	26	20
N.Y. Jets (59,829) at New Orleans	24	7	Cincinnati (60,044) at New Orleans	13	10
Houston (35,103) at Houston	24	16	Miami (63,383) at New Orleans	7	20

SAINTS STANDINGS

1967	1972
(Capitol Division, 4th place)	(Western Division, 4th place)
W L T Pct.	W L T Pct.
Dallas 9 5 0 .643	San Francisco 8 5 1 Pct.
Philadelphia 6 7 1 .462	Atlanta 7 7 0 .500
Washington 5 6 3 .455	Los Angeles 6 7 1 .464
New Orleans 3 11 0 .214	New Orleans 2 11 1 .154
1968	1973
(Century Division, 3rd place)	(Western Division, 3rd place)
W L T Pct.	W L T Pct.
Cleveland 10 4 0 .714	Los Angeles 12 2 0 .857
St. Louis 9 4 1 .692	Atlanta 9 5 0 .643
New Orleans 4 9 1 .308	New Orleans 5 9 0 .357
Pittsburgh 2 11 1 .154	San Francisco 5 9 0 .357
1969	1974
(Capitol Division, 3rd place)	(Western Division, 3rd place)
W L T Pct.	W L T Pct.
Dallas 11 2 1 .846	Los Angeles 10 4 0 .714
Washington 7 5 2 .583	San Francisco 6 8 0 .429
New Orleans 5 9 0 .357	New Orleans 5 9 0 .357
Philadelphia 4 9 1 .308	Atlanta 3 11 0 .214
1970	1975
(Western Division, 4th place)	(Western Division, 4th place)
W L T Pct.	W L T Pct.
San Francisco 10 3 1 .769	Los Angeles 12 2 0 .857
Los Angeles 9 4 1 .692	San Francisco 5 9 0 .357
Atlanta 4 8 2 .333	Atlanta 4 10 0 .286
New Orleans 2 11 1 .154	New Orleans 2 12 0 .143
1971	1976
(Western Division, 4th place)	(Western Division, 3rd place)
W L T Pct.	W L T Pct.
San Francisco 9 5 0 .643	Los Angeles 10 3 1 .750
Los Angeles 8 5 1 .615	San Francisco 8 6 0 .571
Atlanta 7 6 1 .538	New Orleans 4 10 0 .286
New Orleans 4 8 2 .333	Atlanta 4 10 0 .286
	Seattle 2 12 0 .143

Saints History

1966

- Nov. 1** — National Football League franchise awarded to New Orleans on All Saints Day.
- Dec. 15** — John W. Mecom Jr. becomes majority stockholder-president of NFL's 16th franchise.
- Dec. 22** — Vic Schwenk appointed director of player personnel and becomes first major employee hired by New Orleans franchise.

1967

- Jan. 9** — Name New Orleans' professional football team Saints.
- Jan. 27** — Tom Fears appointed first head coach.
- Feb. 3** — Former Ole Miss and Rams kicker Paige Cothorn first player signed.
- Feb. 9** — Saints select 42 players in NFL expansion draft.
- Mar. 8** — First season-ticket drive launched and Saints sell 20,000 first day and 33,400 before first league game.
- Mar. 14** — Saints make fullback Les Kelley of Alabama top choice in common draft.
- Jul. 1** — Seventy-six players (mostly rookies) report for first training camp at California Western University in San Diego.
- Jul. 6** — Former Green Bay fullback great Jim Taylor signs with Saints.
- Jul. 8** — Veterans report to training camp.
- Jul. 25** — Bert Rose appointed executive vice-president and general manager.
- Aug. 2** — Saints lose first pre-season game to Los Angeles, 16-7, before 26,364 at Anaheim, Calif.
- Aug. 12** — Saints score first pre-season victory by beating St. Louis, 23-14, before 25,500 at Shreveport, La.
- Sept. 9** — Saints record first pre-season victory in New Orleans, downing Atlanta, 27-14, before 67,486. Victory gave Saints 5-1 pre-season record, best ever for a first-year expansion team.
- Sept. 17** — Saints open first regular season, losing to Los Angeles, 27-13, after rookie John Gilliam returned opening kickoff 94 yards for touchdown.
- Nov. 5** — Saints earn first regular-season victory, beating Philadelphia, 31-24, as Walt Roberts scores three touchdowns before 59,596 in Tulane Stadium.
- Dec. 17** — Saints defeat Washington, 30-14, as rookie Danny Abramowicz scores two touchdowns. Saints wind up with 3-11 record and equal win output for first-year expansion team. Cornerback Dave Whitsett's 10 interceptions tie for best in NFL and earn UPI Comeback of Year honors along with second-team All-Pro recognition and invitation to Pro Bowl.

1968

- Jan. 30** — Saints select Kevin Hardy of Notre Dame in first round of common draft.
- Mar. 29** — Vic Schwenk replaces Bert Rose as general manager.
- Jul. 7** — Wide receiver Dave Parks signs with Saints after playing out option at San Francisco.
- Jul. 26** — Kevin Hardy, plus No. 1 draft choice of 1969, awarded to 49ers as compensation for Parks.
- Sept. 10** — Jim Taylor announces retirement.
- Nov. 3** — Saints lose to Dallas, 17-3, before home-record crowd of 84,728 at Tulane Stadium.
- Dec. 15** — Saints defeat Pittsburgh, 24-14, in season's windup to emerge with 4-9-1 record and third-place finish in Century Division. Saints' two-year record of 7-20-1, best ever for an expansion team. Defensive tackle Dave Rowe named to play in Pro Bowl.

1969

- Jan. 28** — Saints select guard John Shinnery of Xavier in first round of draft.
- Oct. 5** — Saints' Tom Dempsey kicks 55-yard field goal against Rams at Los Angeles. Kick was NFL's longest that season and one yard short of pro football record.
- Nov. 2** — Saints snap six-game losing streak at St. Louis, 51-42. Game set NFL record of most total touchdowns in one game via passing with Bill Kilmer and Charlie Johnson connecting on six apiece. Five other Saints records set: Most first downs (26), most total offensive yards (508), most passing yards (354), most points (51) and most PATs (6).
- Nov. 16** — Tom Dempsey sets Saints record with 4 field goals against Giants in New York, scoring fourth with 11 seconds left to pull out 25-24 victory. Win began three-game Saints' victory streak as New Orleans also downed San Francisco, 43-38 and Philadelphia, 26-17.
- Dec. 21** — Saints close third season with 27-24 victory over Pittsburgh to bring record to 5-9. Dan Abramowicz wins NFL receiving championship with 73 catches for 1,015 yards and 7 TDs and All-NFL honors. Saints continue to hold NFL expansion team winning record with three-year report of 12-29-1. Defensive end Doug Atkins retires after 17-year NFL career, wins second team All-Pro honors. Tom Dempsey, Jake Kupp, Tony Baker and Andy Livingston tapped for Pro Bowl along with entire Saints staff.

1970

- Jan. 16** — In realignment of National Conference, Saints form Western Division with Los Angeles, San Francisco and Atlanta.
- Jan. 27** — Saints select wide receiver Ken Burroughs of Texas Southern in first round of draft.
- Nov. 3** — J. D. Roberts replaces Tom Fears and becomes the second head coach in Saints' history.
- Nov. 8** — Saints' Tom Dempsey kick 63-yard field goal — longest in NFL history — on final play to defeat Detroit, 19-17.

1971

- Jan. 28** — Saints draft quarterback Archie Manning of Ole Miss in first round after trading quarterback Bill Kilmer to Washington for linebacker Tom Roussel plus 4th and 8th picks in 1972 draft.

- Aug. 11** — Louisiana Superdome construction begins.
- Sept. 19** — Saints upset Rams in season's opener in New Orleans, 24-20. Rookie Archie Manning makes first regular-season start and runs for one-yard touchdown on final play after hitting 16 of 29 passes for 218 yards and another touchdown.
- Oct. 17** — Archie Manning rushes for two touchdowns as Saints defeat Cowboys, 24-20, before 83,088 at New Orleans. Cowboys went on to win Super Bowl.
- Nov. 28** — Saints record first victory over Green Bay, 29-21, at Milwaukee.

1972

- Jan. 7** — Richard F. Gordon Jr. retires from U.S. Naval aerospace program and is appointed executive vice-president of Saints.
- Feb. 1** — Saints select guard Royce Smith of Georgia in first round of draft.

1973

- Jan. 29** — Saints trade No. 1 draft choice to Baltimore for defensive end Billy Newsome and 4th-round draft choice (linebacker Jim Merlo).
- Aug. 26** — John North replaces J. D. Roberts and becomes Saints' third head coach.
- Nov. 4** — Saints score first shutout ever by blanking Buffalo, 13-0, in New Orleans. Saints hold O. J. Simpson to 79 yards on 20 rushes as he headed to 2,003-yard season.
- Dec. 16** — Saints finish 5-9, again tying best season ever for club.

1974

- Jan. 29** — Saints select linebacker Rick Middleton of Ohio State in first round of draft.
- Dec. 14** — Saints again finish 5-9, tying best mark in their history.

1975

- Jan. 28** — Saints select wide receiver Larry Burton from Purdue, an Olympic sprinter, in first round of draft. Saints then traded Billy Newsome to Jets for their first-round choice and picked guard Kurt Schumacher of Ohio State.
- Aug. 3** — Louisiana Superdome is dedicated.
- Aug. 9** — Saints beat Houston, 13-7, before 72,434 in first football game at Superdome.
- Sept. 28** — Saints lose to Cincinnati, 21-0, before 52,531 in first National Football League game at Superdome.
- Oct. 27** — John North is replaced as head coach by Ernie Hefferle, director of pro personnel, on interim basis.
- Nov. 2** — Saints beat Atlanta, 23-7, in Ernie Hefferle's first game as head coach.

1976

- Jan. 20** — Saints hire Hank Stram as fourth head coach in club's history.
- Apr. 8** — Saints draft running back Chuck Muncie of California in first round of draft.
- Sept. 26** — Hank Stram makes triumphant return to Kansas City as he posts first win as Saints coach against Chiefs, 27-17.
- Nov. 21** — Saints beat Seahawks at Seattle, 51-27, to tie club record for most points scored in one game.

Saints Alumni Roster

(1967-76)

COACHES

Amadee, Lynn — LSU	1967-73
Barnes, Billy — Wake Forest	1969-70; 1975
Biles, Ed — Miami (Ohio)	1969-70
Champion, Jim — Miss. St.	1971-72
Cummings, Bob — Vanderbilt	1973-75
Dickson, George — Notre Dame	1967-68
Ecklund, Brad — Oregon	1968-70
Faulkner, Jack — Miami, (Ohio)	1967-69
Fears, Tom — UCLA	1967-70
Heinrich, Don — Washington	1969-70
Hewgley, Wimp — Wyoming	1974-75
Khayat, Ed — Tulane	1967-70
Ledbetter, Bob — Miss. Industrial	1974-75
McHan, Lamar — Arkansas	1974-75
Matuszak, Marv — Tulsa	1971-73
North, John — Vanderbilt	1973-75
Phillips, Jim (Red) — Auburn	1973-75
Roberts, J. D. — Oklahoma	1967-68; 1971-73
Royer, Jim — Navy	1970-72
Shaw, Bob — Ohio State	1967-68
Shipp, Ken — Middle Tenn. St.	1971-72
Shivley, Doug — Kentucky	1974-76
Smith, Jerry — Wisconsin	1969-70
Tate, Charlie — Florida	1971
White, Dixie — Texas Tech.	1973
Whitehead, Bud — Fla. St.	1971-75
Yowarsky, Walt — Kentucky	1967-68

PLAYERS

Abramowicz, Dan (WR) — Xavier	1967-73
Absher, Dick (LB) — Maryland	1969-71
Adkins, Margene (WR) — Henderson, J.C.	1972
Anderson, Dick (T) — Ohio State	1967
Askson, Bert (TE) — Texas Southern	1973
Athas, Pete (S) — Tennessee	1976
Atkins, Doug (DE) — Tennessee	1967-69
Baker, Melvin (WR) — Michigan	1975
Baker, Tony (RB) — Iowa State	1968-71
Barrington, Tom (RB) — Ohio State	1967-70
Beasley, John (TE) — U. of Calif.	1973-74
Bell, Carlos (TE) — Houston	1971
Boeke, Jim (T) — Heidelberg	1968
Boyd, Greg (S) — Arizona	1974
Brewer, Johnny (LB) — Ole Miss	1968-70
Brown, Bob (TE) — Alcorn, A&M	1972-73
Brown, Charlie (RB) — Missouri	1967-68
Burchfield, Don (TE) — Ball State	1971
Burke, Vern (TE) — Oregon State	1967
Burkett, Jackie (LB) — Auburn	1967-70
Burris, Bo (S) — Houston	1967-69
Burrough, Ken (WR) — Texas Southern	1970
Butler, Bill (RB) — Kansas State	1972-74
Butler, Skip (K) — Texas-Arlington	1971
Carr, Tom (DE) — Morgan State	1968
Chambers, Rusty (LB) — Tulane	1976
Chapman, Gil (WR) — Michigan	1975
Cipa, Larry (QB) — Michigan	1974-75
Cody, Bill (LB) — Auburn	1967-70
Colchico, Dan (DE) — San Jose State	1969
Coleman, Don (LB) — Michigan	1974-75
Coleman, Wayne (LB) — Temple	1969-76
Cordileone, Lou (DT) — Clemson	1967-68
Cordill, Ollie (P) — Memphis State	1969
Cortez, Bruce (CB) — Parsons	1967

Crangle, Mike (DE) — UT-Martin	1972
Creech, Bob (LB) — TCU	1973
Croom, Sylvester (C) — Alabama	1975
Cunningham, Carl (LB) — Houston	1971
Cuzzo, Gary (QB) — Virginia	1967
Davis, Bob (QB) — Virginia	1973
Davis, Dave (WR) — Tenn. St.	1974
Davis, Dick (RB) — Nebraska	1970
Davis, Norman (G) — Grambling	1969
Davis, Ted (LB) — Georgia Tech.	1967-69
DeGrenier, Jack (RB) — Texas-Arlington	1974
Dempsey, Tom (K) — Palomar Jr. Col.	1969-70
Didion, John (LB-C) — Oregon St.	1971-74
Dodd, Al (WR) — Northwestern La.	1969-71
Douglas, John (CB) — Texas Southern	1967-68
Dunbar, Jubilee (WR) — Southern U.	1973
Durkee, Charlie (K) — Oklahoma St.	1967-68; 1971-72
Dusenberry, Bill (RB) — J. C. Smith	1970
Emanuel, Frank (LB) — Tennessee	1970
Estes, Lawrence (DE) — Alcorn A&M	1970-71
Fagan, Julian (P) — Ole Miss	1970-72
Farasopolos, Chris (S) — Brigham-Young	1974
Farber, Hap (LB) — Ole Miss	1970
Feller, Happy (K) — Texas	1972-73
Ferson, Paul (T) — Georgia	1973-74
Ferguson, Jim (LB) — USC	1968
Fichtner, Ross (S) — Purdue	1968
Fink, Mike (CB) — Missouri	1973
Ford, James (RB) — Texas Southern	1971-72
Fraser, Jim (P) — Wisconsin	1968
Fuller, Johnny (S) — Lamar	1973-75
Garrett, Len (TE) — New Mexico Highlands	1973-75
Garcia, Jim (DE) — Purdue	1967
Gibbs, Donnie (P) — T. C. U.	1974
Gilliam, John (WR) — S. Carolina St.	1967-68
Granger, Hoyle (RB) — Miss. State	1971
Green, Arthur (RB) — Albany State	1972
Gresham, Bob (RB) West Virginia	1971-72
Gros, Earl (RB) — LSU	1970
Gwinn, Ross (G) — Northwestern, La.	1968
Hall, Tom (WR) — Minnesota	1967
Hall, Willie (LB) — USC	1972-73
Hamilton, Andy (WR) — LSU	1975
Hargett, Edd (QB) — Texas A&M	1969-72
Harris, Bill (RB) — Colorado	1971
Hart, Ben (S) — Oklahoma	1967
Harvey, George (G) — Kansas	1967
Havrilak, Sam (WR) — Bucknell	1974
Hayes, Billie (CB) — San Diego St.	1972
Hazelton, Major (DB) — Florida A&M	1970
Heidel, Jimmy (S) — Ole Miss	1967
Hester, Jim (TE) — North Dakota	1967-69
Hester, Ray (LB) — Tulane	1971-72
Hines, Glen Ray (T) — Arkansas	1971-72
Holden, Sam (T) — Grambling	1971
Hollis, Hugo (S) — Rice	1970-72
Howard, Gene (CB) — Langston	1968-70
Howell, Delles (CB) Grambling	1970-72
Huard, John (LB) — Maine	1971
Hyatt, Fred (WR) — Auburn	1973
Jacobs, Harry (LB) — Bradley	1970
Johnson, Carl (G) — Nebraska	1972-73
Jones, Andrew (RB) — Washington St.	1975
Jones, Jerry (T) — Bowling Green	1967-69
Jordan, Jimmy (RB) — Florida	1967
Kearney, Jim (S) — Prairie View	1976
Kelley, Les (LB) — Alabama	1967-69
Kelly, Mike (TE) — Davidson	1973

Kilmer, Billy (QB) — UCLA	1967-70
Kimbrough, Elbert (S) — Northwestern	1968
Kopay, Dave (LB) — Washington	1971
Kramer, Kent (TE) — Minnesota	1967
Kupp, Jake (G) — Washington	1967-75
Kuziel, Bob (C) — Pittsburgh	1972
LaGrande, Morris (RB) — Tampa	1975
LaPorta, Phil (T) — Penn State	1974-75
Lawson, Odell (RB) — Langston	1973-74
Lee, Bivian (CB) — Prairie View	1971-75
Leggett, Earl (DT) — LSU	1967-68
Lemon, Mike (LB) — Kansas	1975
Lewis, Gary (RB) — Arizona A&T	1970
Linden, Errol (T) — Houston	1969-70
Linhart, Toni (K) — Austria Tech	1972
Livingston, Andy (RB) — Phoenix, J.C.	1969-70
Logan, Obert (S) — Trinity	1967
Long, Dave (DE) — Iowa	1969-72
Looney, Joe Don (RB) — Oklahoma	1969
Lorick, Tony (RB) — Arizona State	1968-69
Lyons, Dick (S) — Kentucky	1970
Martin, D'Artagnan (CB) — Kentucky State	1971-72
Maurer, Andy (G) — Oregon	1974
McCall, Don (RB) — USC	1967-68; 1970
McClard, Bill (K) — Arkansas	1973-75
McCormick, Dave (T) — LSU	1967-68
McCullough, Earl (WR) — USC	1974
McNeill, Tom (P) — Stephen F. Austin	1967-69
McNeill, Rod (RB) — USC	1974-75
Middleton, Rick (LB) — Ohio State	1974-75
Minor, Lincoln (RB) — New Mexico State	1973
Moore, Doug (DE) — Whittier	1971-72
Moore, Jerry (S) — Arkansas	1973-74
Moore, Reynaud (CB) — UCLA	1971
Mooring, John (T) — Tampa	1974
Morgan, Mike (LB) — LSU	1969-70
Neal, Richard (DE) — Southern	1969-72
Nevett, Elijah (CB) — Clark	1967-70
Newland, Bob (WR) — Oregon	1971-74
Newsome, Billy (DE) — Grambling	1973-74
Ninowski, Jim (QB) — Michigan St.	1969
Nyval, Vic (RB) — Northwestern, La.	1970
Ogden, Ray (WR) — Alabama	1967
O'Neal, Steve (P) — Texas A&M	1973
Otis, Jim (RB) — Ohio State	1970
Owens, Joe (DE) — Alcorn A&M	1971-75
Palmer, Dick (LB) — Kentucky	1973
Parks, Dave (TE) — Texas Tech	1968-72
Phillips, Jess (RB) — Michigan State	1973-74
Pitts, Elijah (RB) — Philander Smith	1970
Poage, Ray (TE) — Texas	1967-70
Preece, Steve (DB) — Oregon State	1969
Proff, Joe (RB) — Northeast La.	1973
Prudhomme, Remi (G-C) — LSU	1971
Ramsey, Nate (S) — Indiana	1973
Ramsey, Steve (QB) — No. Texas State	1970
Rasley, Rocky (G) — Oregon State	1974
Reaves, Ken (CB) — Norfolk State	1974
Rengel, Mike (DT) — Hawaii	1969
Richey, Mike (T) — N. Carolina	1970
Riley, Preston (WR) — Memphis State	1973

Rissmiller, Ray (T) — Georgia	1967
Roberts, Walt (WR) — San Jose St.	1967
Robinson, Craig (T) — Houston	1972-73
Robinson, Virgil (RB) — Grambling	1971
Rogers, Steve (RB) — LSU	1975
Rose, George (CB) — Auburn	1967
Roussel, Tom (LB) — Southern Mississippi	1971-72
Rowe, Dave (DT) — Penn State	1967-70
Sandeman, Bill (T) — Pacific	1967
Saul, Bill (LB) — Penn State	1969
Scarpali, Joe (DB) — N. Carolina State	1970
Schmidt, Roy (G) — Long Beach State	1967-68
Schmidt, Terry (CB) — Ball State	1974-75
Schultz, Randy (RB) — St. College of Iowa	1967-68
Schweda, Brian (DE) — Kansas	1967-68
Shaw, Bob (WR) — Winston-Salem	1970
Shinners, John (G) — Xavier (Ohio)	1969-70
Shy, Don (RB) — San Diego State	1969
Simmons, Dave (LB) — Georgia Tech	1967
Simmons, Jerry (WR) — Bethune-Cookman	1967
Smith, Royce (G) — Georgia	1972-73
South, Ronny (QB) — Arkansas	1968
Stevens, Howard (RB) — Louisville	1973-74
Stickle, Monty (TE) — Notre Dame	1968
Stincic, Tom (LB) — Michigan	1972
Stonebreaker, Steve (LB) — Detroit	1967-68
Strand, Eli (G) — Iowa State	1967
Strong, Jim (RB) — Houston	1971-72
Sturm, Jerry (T-C) — Illinois	1967-70
Sutherland, Doug (G) — Wisconsin State	1970
Sweetan, Karl (QB) — Wake Forest	1968
Swinney, Clovis (DT) — Arkansas State	1970
Szymakowski, Dave (WR) — West Texas State	1968
Talbert, Don (T) — Texas	1969-70
Taylor, Jim (RB) — LSU	1967
Taylor, Mike (T) — USC	1969-70
Thomas, Charlie (KR) — Tennessee St.	1975
Thomas, Speedy (WR) — Utah	1973-74
Thompson, Bobby (S) — Arizona	1969
Thompson, Dave (T) — Clemson	1974-75
Tillman, Mike (DT) — Montana	1967-70
Townes, Willie (DE) — Tulsa	1970
Vandersea, Phil (LB) — Massachusetts	1967
Walker, Mike (DE) — Tulane	1971
Ward, Carl (S) — Michigan	1969
Weatherspoon, Cephus (WR) — Ft. Lewis (Colo.)	1972
Welch, Claxton (RB) — Oregon	1970
Wendryhoski, Joe (C) — Illinois	1967-68
Wheelwright, Ernie (RB) — Southern Illinois	1967-70
Whitaker, Creston (WR) — N. Texas State	1972
Whitsell, Dave (S) — Indiana	1967-69
Whittingham, Fred (LB) — Cal. Poly	1967-68
Wicks, Bob (WR) — Utah State	1974
Williams, Del (G) — Florida State	1967-73
Williams, Richard (WR) — Abilene Christian	1974
Winans, Jeff (DT) — USC	1976
Winslow, Doug (WR) — Drake	1973
Wood, Gary (QB) — Cornell	1967
Woodson, Marv (S) — Indiana	1969
Wyatt, Doug (S) — Tulsa	1970-72
Youngblood, George (S) — L.A. State	1967-68

Saints Leaders by Years

RUSHING	Att.	Yds.	Avg.	Lg	TD
1967 — Jim Taylor	130	390	3.0	16	2
1968 — Don McCall	155	637	4.1	48	4
1969 — Andy Livingston	181	761	4.2	18	5
1970 — Tony Baker	82	337	4.1	27	1
1971 — Jim Strong	95	404	4.3	39	3
1972 — Bob Gresham	120	381	3.2	23	3
1973 — Jess Phillips	198	663	3.3	20	0
1974 — Alvin Maxson	165	714	4.3	66	2
1975 — Mike Strachan	161	668	4.1	21	2
1976 — Chuck Muncie	148	652	4.4	51	2

LONGEST RUNS

1967 — Don McCall, 48t at Washington, 12-17
1968 — Don McCall, 48 vs. Washington, 9-22
1969 — Tony Baker, 54, at St. Louis, 11-2
1970 — Tony Baker, 27 at St. Louis, 10-11
1971 — Jim Strong, 39 at San Francisco, 11-14
1972 — Bill Butler, 27 at Atlanta, 11-12
1973 — Archie Manning, 23 at Los Angeles, 11-11
1974 — Alvin Maxson, 66 vs. St. Louis, 12-8
1975 — Steve Rogers, 22 vs. Chicago, 12-21
1976 — Tony Galbreath, 74 ay Kansas City, 9-26

PASSING	Att.	Comp.	Yards	Pct.	Lg	Int	TD
1967 — Gary Cuozzo	260	134	1562	.515	49	12	7
1968 — Billy Kilmer	315	167	2060	.530	51	17	15
1969 — Billy Kilmer	360	193	2532	.536	52	17	20
1970 — Billy Kilmer	237	135	1557	.569	46	17	6
1971 — Ed Hargett	210	96	1191	.457	49	5	6
1972 — Archie Manning	448	230	2781	.513	66t	21	18
1973 — Archie Manning	267	140	1642	.524	65t	12	10
1974 — Archie Manning	261	134	1429	.51.3	79	16	6
1975 — Archie Manning	338	159	1685	47.0	71	17	7
1976 — Bobby Douglas	212	103	1288	48.6	74	8	4

LONGEST COMPLETION

1967 — 96, Billy Kilmer to Walter Roberts at Philadelphia, 11-19
1968 — 51, Billy Kilmer to Jim Hester vs. Pittsburgh, 12-15
1969 — 70, Jim Ninowski to Don Shy at Los Angeles, 10-5
1970 — 49, Ed Hargett to Bob Shaw at Cincinnati, 11-29
1971 — 63, Archie Manning to Danny Abramowicz at Houston, 10-3
1972 — 66t, Archie Manning to Dave Parks at N. Y. Giants, 10-8
1973 — 65t, Archie Manning to Jubilee Dunbar at Los Angeles, 11-11
1974 — 79t, Archie Manning to Bob Newland vs. Los Angeles, 11-17
1975 — 71t, Archie Manning to Larry Burton vs. Atlanta, 11-2
1976 — 74, Bobby Douglass to Tinker Owens vs. San Francisco, 12-12

SAINTS IN PRO BOWL

1967 — Dave Whitsell, safety; **1968** — Dave Rowe, defensive tackle; **1969** — Tom Dempsey, kicker; Jake Kupp, guard; Tony Baker and Andy Livingston, running backs; Tom Fears, coach.

RECEIVING		No.	Yds.	Avg.	LG	TD
1967	Danny Abramowicz	50	721	14.4	80	6
1968	Danny Abramowicz	54	890	16.4	47	7
1969	Danny Abramowicz	73	1015	13.9	49	7
1970	Danny Abramowicz	55	906	16.5	48	5
1971	Danny Abramowicz	37	657	17.8	63	5
1972	Bob Newland	47	579	12.3	42t	2
1973	John Beasley	31	280	9.0	22	1
1974	Alvin Maxson	42	294	7.0	22	1
1975	Alvin Maxson	41	234	5.7	33	0
1976	Tony Galbreath	54	420	7.8	35	1

HIGHEST AVERAGE GAIN (Per Reception)

1967	—	22.6, Walt Roberts (17 for 384, 3 TDs)
1968	—	17.6, Jim Hester (17 for 300, 2 TDs)
1969	—	16.2, Al Dodd (37 for 600, 1 TD)
1970	—	17.3, Al Dodd (28 for 484, 1 TD)
		17.2, Dave Parks (26 for 447, 2 TDs)
1971	—	19.9, Al Dodd (15 for 298, 0 TDs)
1972	—	17.6, Danny Abramowicz (38 for 668, 7 TDs)
1973	—	19.4, Jubilee Dunbar (23 for 447, 4 TDs)
1974	—	18.1, Bob Newland (27 for 490, 2 TDs)
1975	—	19.1, Larry Burton (16 for 305, 2 TDs)
1976	—	20.1, Tinker Owens (12 for 241, 1 TD)

INTERCEPTIONS		No.	Yds.	Avg.	Lg	TD
1967	— Dave Whitsell	10	178	17.8	41	2
1968	— Dave Whitsell	6	50	8.3	32	0
1969	— Elijah Nevett	3	20	6.6	20	0
1969	— Dave Whitsell	3	14	4.6	11	0
1970	— Hugo Hollas	5	79	15.8	29	0
1971	— Delles Howell	5	56	11.2	25	0
1972	— Bivian Lee	4	65	16.3	32	0
1973	— Ernie Jackson	3	40	13.3	23	0
1973	— Tom Myers	3	33	11.0	20	0
1973	— Jim Merlo	3	25	8.3	16	0
1973	— Bivian Lee	3	23	7.7	12	0
1974	— Ernie Jackson	4	53	13.3	28	0
1974	— Terry Schmidt	4	27	6.8	24	1
1975	— Tom Myers	5	83	16.6	29	0
1976	— Jim Merlo	4	142	35.5	83	2

SCORING		PAT	FG	Points
1967	—	Charlie Durkee	32-14	69
1968	—	Charlie Durkee	37-19	69
1969	—	Tom Dempsey	41-22	99
1970	—	Tom Dempsey	34-18	70
1971	—	Charlie Durkee	25-24	72
1972	—	Danny Abramowicz	7 (TDs)	
1973	—	Bill McClard	9-9	48
1974	—	Bill McClard	16-9	46
1975	—	Rich Szaro	17-16	46
1976	—	Rich Szaro	29-25	79

PUNTING		No.	Yds.	Avg.	LG
1967	— Tom McNeill	74	3174	42.9	66
1968	— Tom McNeill	49	2009	41.0	58
1969	— Ollie Cordill	42	1719	40.9	58
1970	— Julian Fagan	77	3269	42.5	64
1971	— Julian Fagan	77	3188	41.4	64
1972	— Julian Fagan	71	2899	40.8	71
1973	— Steve O'Neal	81	3375	41.7	71
1974	— Tom Blanchard	88	3704	42.1	71
1975	— Tom Blanchard	92	3776	41.0	61
1976	— Tom Blanchard	101	3974	39.3	63

PUNT RETURNS		No.	Yds.	Avg.	LG	TD
1967	— Walter Roberts	11	50	4.5	11	0
1968	— John Gilliam	15	60	4.0	21	0
1969	— Al Dodd	15	106	7.1	21	0
1970	— Al Dodd	14	129	9.2	41	0
1971	— Al Dodd	13	88	6.8	14	0
1972	— Tom Myers	9	43	4.8	10	0
1973	— Howard Stevens	17	171	10.1	37	0
1974	— Howard Stevens	37	376	10.2	40	0
1975	— Gil Chapman	17	207	12.2	42	0
1976	— Pete Athas	35	332	9.5	67	0

KICKOFF RETURNS		No.	Yds.	Avg.	LG	TD
1967	— Walter Roberts	28	737	26.3	91	1
1968	— Gene Howard	23	533	23.2	36	0
1969	— Don Shy	16	447	27.9	57	0
1970	— Al Dodd	15	319	21.3	32	0
1971	— Virgil Robinson	19	443	23.3	51	0
1972	— Margene Adkins	43	1020	23.7	61	0
1973	— Howard Stevens	26	590	22.7	48	0
1974	— Howard Stevens	33	749	22.7	41	0
1975	— Gil Chapman	28	614	21.9	36	0
1976	— Tony Galbreath	20	399	19.9	32	0

SAINTS FAN CLUBS

The Saints have five fan clubs — Alumni Club, Charlie's Saints Marching Club, New Orleans Saints Booster Club, Soulful Saints and Touchdown Club of New Orleans.

SAINTS COLORS

Old gold, black and white

Saints All-Time Leaders

RUSHING	Att.	Yds.	Avg.	Long	TD
1. Phillips, Jess (1973-74)	372	1,219	3.3	20	2
2. Manning, Archie (1971-76)	220	1,206	5.5	26	8
3. Maxson, Alvin (1974-76)	338	1,205	3.6	66	6
4. Baker, Tony (1968-71)	249	1,106	4.4	54	2
5. Strachan, Mike (1975-76)	227	926	4.1	31	4
6. Livingston, Andy (1969-70)	191	790	4.1	18	5
7. McCall, Don (1967-68, 70)	199	786	3.9	49	6
8. Gresham, Bob (1971-72)	247	764	3.1	23	9
9. Muncie, Chuck (1976)	148	652	4.4	51	2
10. Butler, Bill (1972-74)	162	655	4.0	27	1

PASSING	Att.	Comp.	Pct.	Yds.	TD	Int.
1. Manning, Archie (1971-76)	1,491	749	50.2	8,701	47	75
2. Kilmer, Billy (1967-70)	1,116	592	53.0	7,490	47	62
3. Hargett, Ed (1969-71)	437	205	46.9	2,727	11	10
4. Scott, Bobby (1973-76)	332	160	48.2	1,772	9	14
5. Cuozzo, Gary (1967)	260	134	51.5	1,562	7	12

RECEIVING	No.	Yds.	Avg.	Long	TD
1. Abramowicz, Danny (1967-73)	309	4,875	15.7	80	37
2. Parks, Dave (1968-72)	149	2,264	15.2	66	16
3. Newland, Bob (1971-74)	124	1,877	15.1	79	8
4. Maxson, Alvin (1974-76)	90	549	6.1	33	1
5. Dodd, Al (1969-71)	80	1,382	17.3	52	2
6. Poage, Ray (1967-70)	58	793	13.7	65	5
7. Galbreath, Tony (1976)	54	420	7.8	35	1
8. Baker, Tony (1968-71)	52	443	8.5	35	2
9. Parker, Joel (1974-75)	50	578	11.6	58	6
10. Gilliam, John (1967-68)	46	548	11.9	39	1

SCORING	TD	PAT	FG	Total
1. Durkee, Charlie (1967-68, 71-72)	0	87	52	243
2. Abramowicz, Danny (1967-73)	37	—	—	222
3. Dempsey, Tom (1969-70)	0	49	40	169
4. Szaro, Rich (1975-76)	0	41	28	125
5. McClard, Bill (1973-75)	0	29	23	98
6. Parks, Dave (1968-72)	16	—	—	96
7. Manning, Archie (1971-76)	10	—	—	60
8. Gresham, Bob (1971-72)	9	—	—	54
9. McCall, Don (1967-68, 70)	9	—	—	54

10. Galbreath, Tony (1976)	8	—	—	48
11. Livingston, Andy (1969-70)	8	—	—	48
12. Newland, Bob (1971-74)	8	—	—	48

PUNTING	No.	Avg.	Long
1. McNeill, Tom (1967-69)	130	42.3	81
2. O'Neal, Steve (1973)	81	41.7	71
3. Fagan, Julian (1970-72)	225	41.6	71
4. Cordill, Olie (1969)	42	40.9	58
5. Blanchard, Tom (1974-76)	281	40.8	71

INTERCEPTIONS	No.	Yds.	Avg.	Long	TD
1. Whitsell, Dave (1967-69)	19	242	12.7	41	2
2. Myers, Tom (1972-76)	15	159	10.6	29	0
3. Jackson, Ernie (1972-76)	14	187	13.4	46	0
4. Hollas, Hugo (1970-72)	11	149	13.5	29	0
5. Howell, Delles (1970-72)	9	154	17.1	60	0
6. Lee, Bivian (1972-75)	9	110	12.2	32	0
7. Wyatt, Doug (1970-72)	8	129	16.1	55	1
8. Merlo, Jim (1973-76)	7	167	23.9	83	2
9. Burkett, Jackie (1967-70)	7	93	13.3	23	0
10. Nevett, Elijah (1967-70)	6	69	11.5	47	0

PUNT RETURNS	No.	Yds.	Avg.	Long	TD
1. Chapman, Gil (1975)	17	207	12.2	42	0
2. Stevens, Howard (1973-74)	54	547	10.1	40	0
3. Athas, Pete (1976)	35	332	9.5	40	0
4. Dodd, Al (1969-71)	42	323	7.7	41	0
5. Schmidt, Terry (1974-75)	11	78	7.1	17	0
6. Myers, Tommy (1972-76)	21	135	6.4	16	0
7. Howard, Gene (1968-70)	22	129	5.9	30	0
8. Gilliam, John (1967-68)	22	73	3.3	21	0

KICKOFF RETURNS	No.	Yds.	Avg.	Long	TD
1. Roberts, Walt (1967)	28	737	26.3	91	1
2. Gilliam, John (1967-68)	31	809	26.1	94	1
3. Adkins, Margene (1972)	43	1,020	23.7	61	0
4. Howard, Gene (1968-69)	32	760	23.7	86	0
5. Robinson, Virgil (1971)	19	443	23.3	51	0
6. Stevens, Howard (1973-74)	59	1,339	22.7	48	0
7. Chapman, Gil (1975)	28	614	21.9	36	0
8. Dodd, Al (1969-71)	35	742	21.2	54	0
9. Barrington, Tom (1967-70)	30	636	21.2	54	0
10. Galbreath, Tony (1976)	20	399	19.9	32	0

FIELD GOALS	Att.	Made	Pct.	Long
1. Durkee, Charlie (1967-68, 71-72) . . .	101	52	.515	47
2. Dempsey, Tom (1969-70)	75	40	.533	63
3. Szaro, Rich (1975-76)	39	28	.718	50
4. McClard, Bill (1973-75)	45	23	.511	52
5. Feller, Happy (1972-73)	23	10	.435	46

300-YARD PASSING GAMES

Yds.	No.	Player	Opponent	Date
345	22	Billy Kilmer	St. Louis	11-02-69

100-YARD RECEIVING GAMES

Yds.	No.	Player	Opponent	Date
165	8	Danny Abramowicz	Cincinnati	11-29-70
159	4	Larry Burton	Atlanta	11-02-75
156	12	Danny Abramowicz	Pittsburgh	10-29-67
145	7	Al Dodd	St. Louis	11-02-69
144	7	Danny Abramowicz	Washington	12-17-67
140	7	Danny Abramowicz	San Francisco	12-13-70
129	8	Danny Abramowicz	Pittsburgh	12-21-69
127	12	John Beasley	San Diego	11-18-73
120	4	Dave Parks	New York Giants	10-08-72
115	4	Paul Seal	Philadelphia	10-27-74
115	9	Danny Abramowicz	Baltimore	10-19-69
114	7	Dave Parks	St. Louis	10-11-70
113	5	Danny Abramowicz	San Francisco	11-23-69
110	5	Danny Abramowicz	San Francisco	09-26-71
110	5	Dave Parks	San Francisco	10-22-72
109	2	Walt Roberts	Philadelphia	11-19-67
105	9	Danny Abramowicz	Atlanta	12-07-69
103	6	Dave Parks	Pittsburgh	12-15-68
101	8	Danny Abramowicz	New York Giants	10-06-68

100-YARD RUSHING GAMES

Yds.	Att.	Player	Opponent	Date
148	22	Alvin Maxson	St. Louis	12-08-74
146	14	Tony Galbreath	Kansas City	09-26-76
142	27	Andy Livingston	Washington	09-21-68
127	16	Don McCall	Washington	09-22-68
126	25	Chuck Muncie	Kansas City	09-26-76
113	26	Bob Gresham	Green Bay	11-28-71
110	14	Tony Baker	St. Louis	11-02-69
109	15	Chuck Muncie	Los Angeles	11-28-76
109	27	Mike Strachan	Atlanta	11-02-75
105	24	Mike Strachan	Green Bay	10-12-75

Saints Attendance

Year	COMBINED		HOME		ROAD	
	Total	Avg.	Total	Avg.	Total	Avg.
1967	890,405	63,600	528,242	75,463	362,163	51,738
1968	884,123	63,151	519,426	74,203	374,697	52,099
1969	921,972	65,855	521,133	74,447	400,839	57,262
1970	843,342	60,217	483,234	69,033	360,108	51,444
1971	932,267	66,590	550,578	78,654	381,689	54,527
1972	880,545	62,860	467,686	66,812	421,859	58,979
1973	839,914	59,993	451,566	64,509	388,348	55,478
1974	829,873	59,277	452,236	64,605	377,637	53,948
1975	767,274	56,805	396,439	56,634	370,935	52,990
1976	714,135	51,010	359,631	51,376	354,504	50,643

LARGEST HOME CROWD

1967	83,437	vs.	Dallas, 11-12 (Lost—10-27)
		vs.	Atlanta, 11-26 (Won—27-24)
1968	84,728	vs.	Dallas, 11-3 (Lost—3-17)
1969	80,636	vs.	Baltimore, 10-19 (Lost—10-30)
1970	77,861	vs.	Los Angeles, 11-1 (Lost—17-30)
1971	83,130	vs.	Minnesota, 11-21 (Lost—10-23)
1972	70,793	vs.	Kansas City, 9-25 (Lost—17-20)
1973	74,770	vs.	Buffalo, 11-4 (Won—13-0)
1974	74,289	vs.	Miami, 11-10 (Lost—0-21)
1975	61,497	vs.	Minnesota, 11-16 (Lost—7-20)
1976	61,413	vs.	Dallas, 9-19 (Lost—6-24)

LARGEST ROAD CROWD

1967	62,670	vs.	New York, 10-8 (Lost—21-27)
1968	71,025	vs.	Cleveland, 11-10 (Lost—17-35)
1969	68,282	vs.	Dallas, 11-9 (Lost—17-33)
1970	66,410	vs.	Los Angeles, 12-6 (Lost—16-34)
1971	73,610	vs.	Los Angeles, 12-5 (Lost—28-45)
1972	66,303	vs.	Los Angeles, 9-17 (Lost—14-34)
1973	70,358	vs.	Los Angeles, 11-11 (Lost—7-29)
1974	64,178	vs.	Los Angeles, 9-22 (Lost—0-24)
1975	60,771	vs.	Los Angeles, 10-26 (Lost—14-38)
1976	61,685	vs.	Seattle, 11-21 (Won—51-27)

SAINTS DRAFT TRIVIA

In eleven collegiate drafts (1967-77), the Saints have selected 211 players from 119 different colleges and universities.

By positions: running backs, 33; wide receivers, 23; offensive guards, 22; linebackers, 20; defensive ends, 19; cornerbacks, 19; safeties, 18; offensive tackles, 18; tight ends, 12; defensive tackles, 9; quarterbacks, 8; centers, 5; kicking specialists, 5.

By schools: 6 from *Tulane, Michigan, USC; 5 from Mississippi, Oklahoma, Missouri; 4 from Tennessee, Houston, Nebraska, Ohio State, Notre Dame.

*—Bart Graves, Steve Barrios, Rusty Lachaussee, Tommy Thibodeaux, Mike Truax, Charles Hall.

Saints Individual Records

SCORING

MOST POINTS

Lifetime	— 243	Charlie Durkee, 1967-68, 1971-72 (52 FG's, 87 PAT's)
Season	— 99	Tom Dempsey, 1969 (22 FG's, 33 PAT's)
Game	— 18	Walt Roberts vs. Philadelphia, 11-5-67 (3 TDs)
	18	Dan Abramowicz vs. San Francisco, 9-26-71 (3 TD's)

MOST CONSECUTIVE GAMES SCORING

41	Charlie Durkee (first game 1967 through 14th game 1968; last 12 games 1971 through first game 1972.)
----	--

MOST TOUCHDOWNS

Lifetime	— 37	Dan Abramowicz, 1967-68-69-70-71-72
Season	— 8	Andy Livingston, 1969
	8	Tony Galbreath, 1976
Game	— 3	Walt Roberts vs. Philadelphia, 11-5-67
	3	Dan Abramowicz vs. San Francisco, 9-26-71

MOST FIELD GOALS

Lifetime	— 52	Charlie Durkee, 1967-68; 1971-72 (101 Attempts)
Season	— 22	Tom Dempsey, 1969 (41 Attempts)
Game	— 5	Charlie Durkee vs. Green Bay, 11-28-71

LONGEST FIELD GOAL

63	Tom Dempsey vs. Detroit, 11-8-70 (NFL Record)
----	---

MOST POINTS AFTER TOUCHDOWN

Lifetime	— 87	Charlie Durkee, 1967-68; 1971-72 (88 Attempts)
Season	— 33	Tom Dempsey, 1969 (35 Attempts)
Games	— 6	Rich Szaro, at Seattle, 11-21-76 (6 Attempts)

MOST CONSECUTIVE POINTS AFTER TOUCHDOWN

75	Charlie Durkee, 1967-68; 1971-72
----	----------------------------------

MOST FIELD GOAL ATTEMPTS (One Game)

7	Tom Dempsey vs. Philadelphia, 11-30-69 (Made 4)
---	---

MOST CONSECUTIVE FIELD GOALS

11	Rich Szaro, 1976
----	------------------

RECEIVING

MOST PASSES CAUGHT

Lifetime	— 309	Dan Abramowicz, 1967-68-69-70-71-72-73
Season	— 73	Dan Abramowicz, 1969
Game	— 12	Dan Abramowicz vs. Pittsburgh, 10-29-67
	12	John Beasley at San Diego, 11-18-73

MOST TOUCHDOWN PASSES CAUGHT

Lifetime	— 37	Dan Abramowicz, 1967-68-69-70-71-72
Season	— 7	Dan Abramowicz, 1968, 1969, 1972
Game	— 3	Dan Abramowicz vs. San Francisco, 9-26-71

MOST YARDS GAINED RECEIVING

Lifetime	— 4,875	Dan Abramowicz, 1967-68-69-70-71-72-73
Season	— 1,015	Dan Abramowicz, 1969 (73 Catches)
Game	— 165	Dan Abramowicz at Cincinnati, 11-29-70 (8 Catches)

LONGEST PASS RECEIVED

96	Walt Roberts from Billy Kilmer at Philadelphia, 11-19-67
----	--

PUNTING

MOST POINTS

Lifetime	— 281	Tom Blanford, 1974-76 (40.8 Avg.)
Season	— 101	Tom Blanchard, 1976 (39.3 Avg.)
Game	— 12	Tom Blanchard vs. Minnesota, 11-16-75 (42.9 Avg.)

PASSING

MOST PASSES COMPLETED

Lifetime	— 749	Archie Manning, 1971-72-73-74-75 (1,491 Attempts)
Season	— 230	Archie Manning, 1972 (448 Attempts)
Game	— 25	Archie Manning vs. San Francisco, 11-23-75

MOST PASSES ATTEMPTED

Lifetime	— 1,491	Archie Manning, 1971-72-73-74-75 (Completed 749)
Season	— 448	Archie Manning, 1972 (Completed 230)
Game	— 52	Archie Manning vs. New England, 12-10-72 (Completed 24)
	52	Archie Manning vs. San Francisco, 11-23-75 (Completed 25)

MOST PASSES HAD INTERCEPTED

Lifetime	— 75	Archie Manning, 1971-72-73-74-75 (1,491 Att., 749 Comp.)
Season	— 21	Archie Manning, 1972 (448 Att.)
Game	— 5	Archie Manning vs. Atlanta, 9-16-73 (13 Att.)

MOST YARDS GAINED PASSING

Lifetime	— 8,701	Archie Manning, 1971-72-73-74-75 (1,491 Att., 749 Comp.)
Season	— 2,781	Archie Manning, 1972 (448 Att., 230 Comp.)
Game	— 345	Bill Kilmer at St. Louis, 11-2-69 (32 Att., 22 Comp.)

LONGEST TOUCHDOWN PASS

80	Bill Kilmer to Dan Abramowicz at Washington, 12-17-67
----	---

LONGEST NON-SCORING PASS

96	Bill Kilmer to Walt Roberts at Philadelphia, 11-19-67
----	---

MOST TOUCHDOWN PASSES

Lifetime	— 47	Archie Manning, 1971-72-73-74-75
	47	Bill Kilmer, 1967-68-69-70
Season	— 20	Bill Kilmer, 1969
Game	— 6	Bill Kilmer at St. Louis, 11-2-69

BEST PASSING PERCENTAGE

Lifetime	—	53.0	Bill Kilmer, 1967-68-69-70 (592 Completions in 1,116 Att.)
Season	—	53.0	Bill Kilmer, 1970 (135 Completions in 237 Attempts)
Game	—	53.0	Bill Kilmer at St. Louis, 11-2-69 (22 Completions in 32 Att.)

MOST TIMES THROWN ATTEMPTING TO PASS

Game	—	8	Archie Manning vs. Minnesota, 11-16-75
------	---	---	--

MOST YARDS LOST ATTEMPTING TO PASS

Game	—	69	Archie Manning vs. Minnesota, 11-16-75
------	---	----	--

RUSHING

MOST ATTEMPTS

Lifetime	—	372	Jess Phillips, 1973-74 (1,219 yds., 3.3 Avg.)
Season	—	198	Jess Phillips, 1973 (663 yds., 3.3 Avg.)
Game	—	27	Andy Livingston vs. Washington, 9-21-69 (142 yds., 5.3 Avg.)
		27	Mike Strachan vs. Atlanta, 11-2-75 (109 yds., 4.0 Avg.)

MOST YARDS GAINED

Lifetime	—	1,219	Jess Phillips, 1973-74 (372 Attempts, 3.3 Avg.)
Season	—	761	Andy Livingston, 1969 (181 Attempts, 4.2 Avg.)
Game	—	148	Alvin Maxson vs. St. Louis, 12-8-74 (22 Attempts, 6.7 Avg.)

LONGEST SCORING RUN FROM SCRIMMAGE

		74	Tony Galbreath vs. K.C., 9-26-76
--	--	----	----------------------------------

LONGEST NON-SCORING RUN FROM SCRIMMAGE

		54	Tony Baker at St. Louis, 11-2-69
--	--	----	----------------------------------

BEST AVERAGE (100 or more Attempts)

Season	—	4.8	Tony Baker, 1969 (gained 642 yards, 134 Attempts)
--------	---	-----	---

BEST AVERAGE (8 or more Attempts)

Game	—	10.5	Tony Galbreath vs. K.C., 9-26-76
------	---	------	----------------------------------

TOTAL OFFENSE

MOST RUSHING AND PASSING PLAYS

Game	—	54	Archie Manning vs. New England, 12-19-72
------	---	----	--

MOST TOTAL YARDS (does not include yds. lost attempting to pass)

Game	—	345	Bill Kilmer at St. Louis, 11-2-69 (345 passing)
------	---	-----	---

BEST AVERAGE GAIN PER PLAY (10 or more plays)

Game	—	13.0	Bill Kilmer at Philadelphia, 11-19-67 (12 plays for 156 yds.)
------	---	------	---

RETURNS, INTERCEPTIONS, RECOVERIES

MOST PUNT RETURNS

Lifetime	—	54	Howard Stevens, 1973-74 (547 yards)
Season	—	37	Howard Stevens, 1974 (376 yards)
Game	—	6	Pete Athas vs. Houston, 10-3-76 (161 yards)

MOST YARDS PUNTS RETURNED

Lifetime	—	547	Howard Stevens, 1973-74 (54 Returns)
Season	—	376	Howard Stevens, 1974 (37 Returns)
Game	—	161	Pete Athas vs. Houston, 10-3-76 (6 Returns)

LONGEST PUNT RETURN

		53	Charlie Brown vs. Pittsburgh, 12-15-68 (TD)
--	--	----	---

MOST KICKOFF RETURNS

Lifetime	—	59	Howard Stevens, 1973-74 (1339 yards)
Season	—	43	Margene Adkins, 1972 (1,020 yards)
Game	—	6	Walt Roberts at Baltimore, 12-10-67 (123 Yards)

MOST YARDS ON KICKOFF RETURNS

Lifetime	—	1,339	Howard Stevens, 1973-74 (59 Returns)
Season	—	1,020	Margene Adkins, 1972 (43 Returns)
Game	—	172	John Gilliam vs. Los Angeles, 9-17-67 (4 Returns)

LONGEST KICKOFF RETURN

		94	John Gilliam vs. Los Angeles, 9-17-67 (TD)
--	--	----	--

MOST PASS INTERCEPTIONS

Lifetime	—	19	Dave Whitsell, 1967-68-69 (Returned 242 yards)
Season	—	10	Dave Whitsell, 1967 (Returned 178 yards)
Game	—	2	Ten Times

MOST YARDS INTERCEPTION RETURNED

Lifetime	—	242	Dave Whitsell, 1967-68-69 (19 Returns)
Season	—	178	Dave Whitsell, 1967 (10 Interceptions)
Game	—	94	Bo Burris vs. Minnesota, 10-13-68 (1 Return)

LONGEST INTERCEPTION RETURN

		94	Bo Burris vs. Minnesota, 10-13-68 (TD)
--	--	----	--

MOST OPPONENTS' FUMBLES RECOVERED

Lifetime	—	10	Bob Pollard, 1971-72-73-74-75-76
Season	—	5	Joe Federspiel, 1975
		5	Maurice Spencer, 1976
Game	—	3	Maurice Spencer vs. Atlanta 10-10-76

MOST TIMES FUMBLED

Lifetime	—	36	Archie Manning, 1971-72-73-74-75
Season	—	9	Archie Manning, 1972 and 1973
		9	Howard Stevens, 1973
Game	—	3	Bill Kilmer at St. Louis, 12-3-67
		3	Bill Kilmer vs. Cleveland, 10-12-69
		3	Howard Stevens at Dallas, 9-24-73

Saints Team Records

GROUND GAINING

MOST YARDS GAINED

Season	—	4,679	1969
Game	—	508	at St. Louis, 11-2-69 (163 Rush, 345 Pass)

MOST YARDS GAINED RUSHING

Season	—	1,974	1974
Game	—	299	at K.C., 9-26-76

MOST YARDS GAINED PASSING

Season	—	2,974	1969
Game	—	345	at St. Louis, 11-2-69

FEWEST YARDS GAINED (Total Offense)

Season	—	3,189	1975
Game	—	60	vs. Minnesota, 11-16-75 (67 Rush, -7 Passing)

FEWEST YARDS GAINED RUSHING

Season	—	1,193	1967
Game	—	7	vs. San Francisco, 10-1-72

FEWEST YARDS GAINED PASSING

Season	—	1,547	1975
Game	—	-15	at San Francisco, 10-21-73

MOST RUSHING ATTEMPTS

Season	—	503	1974
Game	—	55	at Atlanta, 10-20-74

HIGHEST AVERAGE PER RUSH

Season	—	4.3	1969
Game	—	6.8	at K.C., 9-26-76

MOST TOTAL PLAYS

Season	—	928	1974
Game	—	86	vs. Green Bay, 10-12-75

HIGHEST AVERAGE GAIN PER OFFENSIVE PLAY

Season	—	5.4	1969
Game	—	7.8	vs. San Francisco, 11-23-69

FIRST DOWNS

MOST FIRST DOWNS

Season	—	282	1969
Game	—	28	at Seattle, 11-21-76

FEWEST FIRST DOWNS

Season	—	183	1970
Game	—	2	at San Francisco, 10-21-73

MOST FIRST DOWNS RUSHING

Season	—	117	1974
Game	—	19	at Seattle, 11-21-76

MOST FIRST DOWNS PASSING

Season	—	158	1969
Game	—	17	vs. Dallas, 9-28-69

MOST FIRST DOWN PENALTIES

Season	—	31	1969 and 1971
Game	—	5	3 Times (last time vs. S.F., 9-15-74)

SCORING

MOST POINTS

Season	—	331	1969
Game	—	51	at Seattle, 11-21-76
		51	at St. Louis, 11-2-69
Half	—	36	vs. San Francisco, 11-23-69
Quarter	—	28	at Seattle, 11-21-76

MOST TOUCHDOWNS

Season	—	35	1969
Game	—	6	at St. Louis, 11-2-69
		6	at Seattle, 11-21-76

MOST POINTS AFTER TOUCHDOWN

Season	—	33	1969
Game	—	6	at Seattle, 11-21-76

MOST TOUCHDOWNS RUSHING

Season	—	18	1971
Game	—	4	at Seattle, 11-21-76

MOST TOUCHDOWNS PASSING

Season	—	22	1969 (453 Attempts)
Game	—	6	at St. Louis, 11-2-69

MOST FIELD GOALS

Season	—	22	1969
Game	—	5	vs. Green Bay (Mil.), 11-28-71

LARGEST MARGIN OF VICTORY

30	Saints 30, Atlanta 0, 10-10-76
----	--------------------------------

MOST CONSECUTIVE GAMES SCORING

43 (First game 1967 thru first game 1970)

FEWEST POINTS SCORED

Season — 163 1973

LONGEST WINNING STREAK

3 1969 (Began with 25-24 win over New York Giants,
11-16-69 and ended with 45-17 loss to Atlanta, 12-7-69)

LONGEST LOSING STREAK

9 (Last Seven games of 1975, First Two games of 1976)

PASSING

MOST PASSES COMPLETED

Season — 245 1969 (453 Attempts)
Game — 25 vs. San Francisco, 11-23-75 (52 Attempts)

MOST PASSES ATTEMPTED

Season — 478 1969 (237 Completions)
Game — 52 vs. New England, 12-10-72 (24 Completions)
52 vs. San Francisco, 11-23-75 (25 Completed)

BEST COMPLETION PERCENTAGE (10 or more passes)

Season — .541 1969 (453 Attempts, 245 Completions)

BEST COMPLETION PERCENTAGE (10 or more passes)

Game — .684 vs. Cleveland, 10-12-69 (13 of 19)

FEWEST PASSES COMPLETED

Season — 163 1973
Game — 5 at San Francisco, 10-21-73
5 vs. Minnesota, 11-16-75

FEWEST PASSES ATTEMPTED

Season — 338 1973
Game — 14 vs. Atlanta, 9-29-74 (6 Completions)

LOWEST COMPLETION PERCENTAGE

Season — .462 1975 (392 Attempts, 181 Completions)

MOST PASSES HAD INTERCEPTED

Season — 29 1968 (439 Attempts)
Game — 6 vs. Atlanta, 9-16-73 (24 Attempts)

MOST TIMES SAINTS PASSERS THROWN FOR LOSSES

Season — 53 1975
Game — 9 vs. Los Angeles, 10-24-76

MOST YARDS LOST ATTEMPTING TO PASS

Season — 416 1975
Game — 78 vs. Los Angeles, 10-24-76

INTERCEPTIONS

HIGHEST PERCENTAGE OF INTERCEPTIONS

Season — 22 1967, 1970
Game — 4 vs. Pittsburgh, 10-29-67; vs. Philadelphia, 11-30-69;
vs. Chicago, 12-20-70; at Baltimore, 9-30-73

FEWEST PASSES INTERCEPTED

Season — 12 1967
12 1976

MOST YARDS INTERCEPTIONS RETURNS

Season — 342 1971 (20 Returns)
Game — 126 vs. Minnesota, 10-13-68 (2 Interceptions)

FUMBLES

MOST FUMBLES

Season — 34 1973
Game — 6 vs. Cleveland, 12-12-71
6 at Dallas, 9-24-73

FEWEST FUMBLES

Season — 19 1968

MOST OPPONENTS' FUMBLES RECOVERED

Season — 27 1976
Game — 5 vs. Dallas, 11-3-68; vs. Cleveland, 12-12-71

MOST FUMBLES LOST

Game — 4 vs. Minnesota, 10-13-68

PUNT RETURNS

MOST PUNT RETURNS

Game — 6 vs. Houston, 10-3-76

MOST YARDS PUNTS RETURNED

Game — 161 vs. Houston, 10-3-76 (6 Returns)

KICKOFF RETURNS

MOST KICKOFF RETURNS

Game — 9 at Philadelphia, 11-19-67 (231 yards)
9 vs. San Francisco, 10-1-72 (201 yards)

MOST YARDS KICKOFFS RETURNED

Game — 231 at Philadelphia, 11-19-67 (9 Returns)

PUNTING

MOST PUNTS

Season	—	101	1976
Game	—	12	vs. Minnesota, 11-16-75

FEWEST PUNTS

Season	—	49	1969
Game	—	1	3 Times (Last time at New York Giants, 10-8-72)

PENALTIES

MOST PENALTIES

Season	—	103	1976 (901 yards)
Game	—	13	at Washington, 10-31-71 (123 yards)

MOST YARDS PENALIZED

Season	—	1,029	1970 (91 Penalties)
Game	—	142	at New York, 10-6-68 (12 Penalties)

FEWEST PENALTIES

Season	—	58	1973 (516 yards)
Game	—	1	Six Times (Last time vs. Pittsburgh, 10-25-74)

FEWEST YARDS PENALIZED

Season	—	515	1973 (58 Penalties)
Game	—	1	vs. Green Bay, 12-17-72

DEFENSE

MOST POINTS ALLOWED

Season	—	393	1969
Game	—	62	Atlanta 62 at Saints 7, 9-16-73
Half	—	38	vs. Atlanta, 9-16-73
Quarter	—	28	at Philadelphia, 11-19-67; at Chicago, 10-10-71

FEWEST POINTS ALLOWED

Season	—	263	1974
Game	—	0	Buffalo at Saints 13, 11-4-73; St. Louis at Saints 14, 12-8-74; Atlanta at Saints 30, 10-10-76

MOST YARDS ALLOWED

Season	—	5,018	1969
Game	—	535	at New York, 10-8-67

FEWEST YARDS ALLOWED

Season	—	3,795	1974
Game	—	158	vs. Atlanta, 10-10-76

MOST YARDS ALLOWED RUSHING

Season	—	2,402	1974
Game	—	340	vs. Los Angeles, 11-25-73

FEWEST YARDS ALLOWED RUSHING

Season	—	1,758	1974
Game	—	24	vs. Washington, 10-28-73

FEWEST RUSHES ATTEMPTED

Season	—	419	1969
Game	—	14	vs. Philadelphia, 11-30-69 (90 yards)

LOWEST YIELD — YARDS PER RUSH

Season	—	3.8	1975
Game	—	1.3	vs. Washington, 10-28-73

MOST YARDS ALLOWED PASSING

Season	—	3,183	1969
Game	—	374	at St. Louis, 11-2-69

FEWEST YARDS ALLOWED PASSING

Season	—	2,039	1974
Game	—	46	vs. Chicago, 12-1-68

FEWEST PASSES ATTEMPTED

Season	—	333	1971 (175 Completions)
Game	—	12	vs. Oakland, 11-7-71 (6 Completions)

FEWEST COMPLETIONS ALLOWED

Season	—	153	1968 (366 Attempts)
Game	—	5	vs. Chicago, 12-1-68 (20 Attempts)

LOWEST PCT. OPPONENTS' PASSES COMPLETED

Season	—	41.8	1968 (153 of 366)
Game	—	.250	vs. Chicago, 12-1-68 (5 of 20)

MOST TIMES TACKLED OPPONENTS' PASSER

Season	—	39	1976
Game	—	7	at Atlanta, 10-20-74 (56 Yards)

MOST YARDS LOST BY OPPONENTS' PASSER

Season	—	312	1976 (39 sacks)
Game	—	56	at Atlanta, 10-20-74 (7 Sacks)

FEWEST TIMES TACKLED OPPONENTS' PASSER

Season	—	17	1970 (136 Yards)
--------	---	----	------------------

FEWEST YARDS LOST BY OPPONENTS' PASSER

Season	—	136	1970 (17 Sacks)
--------	---	-----	-----------------

FEWEST OFFENSIVE PLAYS (Rush and Pass)

Season	—	823	1969
Game	—	45	at Philadelphia, 12-8-68

GREATEST MARGIN OF DEFEAT

55	Atlanta 62, at Saints 7, 9-16-73
----	----------------------------------

OPPONENTS INDIVIDUAL RECORDS

TOTAL OFFENSE

MOST TOTAL PLAYS

51, Jack Concannon, Chicago, 12-20-70

MOST YARDS GAINED

389, Fran Tarkenton, New York, 10-8-67

MOST YARDS PER PLAY (10 or More Plays)

11.7, Bart Starr, Green Bay, 11-17-68

RUSHING

MOST RUSHES

26, Willie Ellison, Los Angeles, 12-5-71

MOST YARDS PER RUSH (8 or More Carries)

11.0, Terry Bradshaw, 11-25-74 (99 yards, 9 Carries)

LONGEST SCORING RUN

80, Willie Ellison, Los Angeles, 12-5-71

LONGEST NON-SCORING RUN

65, Leroy Kelly, Cleveland, 11-10-68

PASSING

MOST ATTEMPTS

50, Jack Concannon, Chicago, 12-20-70

MOST COMPLETIONS

26, Jack Concannon, Chicago, 12-10-70

MOST HAD INTERCEPTED

4, Kent Nix, Pittsburgh, 10-29-67

4, Norm Snead, Philadelphia, 11-30-69

MOST YARDS GAINED

374, Charley Johnson, St. Louis, 11-2-69

BEST PERCENTAGE

90.0, Scott Hunter, Atlanta, 10-31-76 (10 of 11)

MOST TOUCHDOWNS

6, Charley Johnson, St. Louis, 11-2-69

LONGEST SCORING PASS

38, Bob Berry to Harmon Wages, Atlanta, 12-7-69

LONGEST NON-SCORING PASS

84, Bob Berry to Ken Burrow, Atlanta, 12-19-71

PASS RECEIVING

MOST RECEPTIONS

9, Ken Burrow, Atlanta, 12-19-71

MOST TOUCHDOWNS

10, John James, Atlanta, 10-20-74

PUNTING

MOST PUNTS

10, John James, Atlanta, 10-20-74

BEST AVERAGE (5 or More)

53.4, Ron Widby, Dallas, 11-3-68

LONGEST PUNT

84, Ron Widby, Dallas, 11-3-68

PUNT RETURNS

MOST RETURNS

9, Anthony Leonard, San Francisco, 10-17-76

MOST YARDS RETURNED

143, Chuck Latourette, St. Louis, 9-29-68

LONGEST RETURN

86, Chuck Latourette, St. Louis, 9-29-68 (TD)

KICKOFF RETURNS

MOST KICKOFF RETURNS

6, Vic Washington, San Francisco, 11-14-71

MOST YARDS RETURNED

189, Dave Hampton, Green Bay, 11-28-71

LONGEST RETURN

105, Travis Williams, Los Angeles, 12-5-71

SCORING

MOST FIELD GOALS

6, Bobby Howfield, New York Jets, 12-3-72

MOST TOUCHDOWNS

4, Dave Williams, St. Louis, 11-2-69

LONGEST FIELD GOAL

50, Tommy Davis, San Francisco, 10-22-67

50, Mac Percival, Chicago, 12-20-70

MOST POINTS

24, Dave Williams, St. Louis, 11-2-69

INTERCEPTIONS

MOST INTERCEPTIONS

2, Eleven Players

MOST YARDS RETURNED

93, Ross Fichtner, Cleveland, 10-1-67

LONGEST RETURN

88, Ross Fichtner, Cleveland, 10-1-67

64, Len Barney, Detroit, 11-19-72

Lateral from Erich Barnes

MOST COMPLETIONS

26, at Washington, 12-17-67

26, Chicago, 12-20-70

MOST HAD INTERCEPTED

4, Four times (Last Time: at Baltimore, 9-30-73)

MOST YARDS GAINED

374, at St. Louis, 11-2-69

BEST PERCENTAGE

.789 at Miami, 11-15-70 (15 of 19)

MOST TOUCHDOWNS

6, at St. Louis, 11-2-69

FIRST DOWNS

MOST FIRST DOWNS

34, at Oakland, 11-9-75

MOST RUSHING

21, vs. Los Angeles, 11-25-73

MOST PASSING

18, at Philadelphia, 11-19-67

MOST BY PENALTIES

5, at New York Giants, 10-6-68

5, at Los Angeles, 12-5-71

PUNTING

MOST PUNTS

10, at Atlanta, 10-20-74

BEST AVERAGE

53.4, Dallas, 1-3-68

PUNT RETURNS

MOST RETURNS

9, San Francisco, 10-17-76

MOST YARDS RETURNED

143, St. Louis, 9-29-68

KICKOFF RETURNS

MOST RETURNS

8, Washington, 9-22-68

MOST YARDS RETURNED

190, at San Francisco, 10-22-67

FUMBLES

MOST FUMBLES

7, Cleveland, 12-12-71

MOST FUMBLES LOST TO NEW ORLEANS

5, Three Times (Last Time: Atlanta, 10-15-72)

PENALTIES

MOST PENALTIES

14, at Los Angeles, 12-5-71

MOST YARDS PENALIZED

195, vs. Pittsburgh, 11-25-74

FEWEST YARDS PENALIZED

6, at Baltimore, 12-10-67

6, at Pittsburgh, 10-20-68

TWO TEAM RECORDS (One Game)

93, New Orleans 51, at St. Louis 42, 11-2-69

RUSHING OFFENSE

MOST RUSHES

86, New Orleans 39, at Atlanta 47, 12-16-73

PASSING OFFENSE

719, New Orleans 374 at St. Louis 345, 11-2-69

MOST PASSES ATTEMPTED

82, New Orleans 46 at Philadelphia 36, 10-20-69

82, New Orleans 31, Chicago 51, 12-20-70

MOST PASSES COMPLETED

44, New Orleans 24, Baltimore 20, 10-19-69

MOST HAD INTERCEPTED

8, New Orleans 4, Chicago 4, 12-20-70

MOST TOUCHDOWNS

12, New Orleans 6 at St. Louis 6, 11-2-69

FUMBLES

MOST FUMBLES

13, Cleveland 7 at New Orleans 3, 12-12-71

MOST FUMBLES LOST

8, Cleveland 5 at New Orleans 3, 12-12-71

PENALTIES

MOST YARDS PENALIZED

206, at New Orleans 11, Pittsburgh 195, 11-25-74

FEWEST YARDS PENALIZED

15, New Orleans 5 vs. Dallas 10, 9-28-69

FIRST DOWNS

MOST FIRST DOWNS

49, New Orleans 26 vs. San Francisco 23, 11-23-70

FEWEST FIRST DOWNS

20, New Orleans 8, Minnesota 12, 9-27-70

DEFENSIVE RECORDS

FEWEST POINTS SCORED

13, New Orleans 13, Buffalo 0, 11-4-73

FEWEST YARDS — TOTAL OFFENSE

379, San Francisco 295, New Orleans 84, 10-1-72

FEWEST YARDS RUSHING OFFENSE

133, San Francisco 126, New Orleans 7, 10-1-72

FEWEST YARDS PASSING OFFENSE

87, Atlanta 63, at New Orleans 24, 9-29-74

OPPONENTS TEAM RECORDS

SCORING

MOST POINTS SCORED

62, Atlanta, 9-16-73

TOTAL OFFENSE

MOST RUSHING AND PASSING PLAYS

83, vs. Los Angeles, 11-25-73

MOST YARDS

535, at New York, 1-8-67

BEST AVERAGE GAIN

8.1, at St. Louis, 11-2-69

RUSHING OFFENSE

MOST RUSHES

55, vs. Los Angeles, 11-25-73

MOST YARDS

340, vs. Los Angeles, 11-25-73

BEST AVERAGE GAIN

7.53, at Los Angeles, 12-5-71

PASSING OFFENSE

MOST ATTEMPTS

51, Chicago, 12-20-70

THE LAST TIME

Intercepted pass returned for TD; Nov. 21, 1976, by Elex Price 23 yards at Seattle.

Fumble recovery returned for TD; Nov. 21, 1976, by Tommy Myers 20 yards at Seattle.

Punt returned for TD; Dec. 15, 1968, by Charlie Brown 53 yards vs. Pittsburgh.

Kickoff returned for TD; Nov. 5, 1967 by Walt Roberts 91 yards vs. Philadelphia.

Saints 1977 Opponents

Aug. 6, Oct. 2, CHICAGO BEARS: Head coach—Jack Pardee. Public relations—Ted Haracz. Home field—Soldier Field (55,753). 1976 record—7-7 (second in NFC Central). Office telephone—(312) 663-5100.

Aug. 13, NEW YORK GIANTS: Head coach—John McVay. Public relations—Ed Croke. Home field—Giants Stadium (76,500). 1976 record—3-11 (fifth in NFC East). Office telephone—(201) 935-8111.

Aug. 20, BUFFALO BILLS: Head coach—Jim Ringo. Public relations—Budd Thalman. Home field—Rich Stadium (80,020). 1976 record—2-12 (fifth in AFC East). Office telephone—(716) 648-1800.

Aug. 27, Dec. 4, NEW YORK JETS: Head coach—Walt Michaels. Public relations—Frank Ramos. Home field—Shea Stadium (60,000). 1976 record—3-11 (fourth in AFC East). Office telephone—(212) 421-6600.

Sept. 3, MIAMI DOLPHINS: Head coach—Don Shula. Public relations—Bob Kearney, Charlie Callahan. Home field—Orange Bowl (80,045). 1976 record—6-8 (third in AFC East). Office telephone—(305) 379-1851.

Sept. 10, HOUSTON OILERS: Head coach—O. A. (Bum) Phillips. Public relations—Jack Cherry. Home field—Astrodome (50,000). 1976 record—5-0 (fourth in AFC Central). Office telephone—(713) 797-9111.

Sept. 18, GREEN BAY PACKERS: Head coach—Bart Starr. Public relations—Chuck Lane, Lee Rummel. Home field—Lambeau Field (53,800). 1976 record—5-9 (fourth in NFC Central). Office telephone—(414) 494-2351.

Sept. 25, DETROIT LIONS: Head coach—Tom Hudspeth. Public relations—Don Kremer. Home field—Pontiac Stadium (80,399). 1976 record—6-8 (third in NFL Central). Office telephone—(313) 335-4131.

Oct. 9, SAN DIEGO CHARGERS: Head coach—Tommy Prothro. Public relations—Rick Smith. Home field—San Diego Stadium (52,172). 1976 record—6-8 (third in AFC West). Office telephone—(714) 280-2111.

Oct. 16, Oct. 30, LOS ANGELES: Head coach—Chuck Knox. Public relations—Jerry Wilcox, Jack Geyer. Home field—Los Angeles Coliseum (71,432). 1976 record—1-3-1 (first in NFC West). Office telephone—(213) 277-4700.

Oct. 23, ST. LOUIS CARDINALS: Head coach—Don Coryell. Public relations—Kevin Byrne. Home field—Busch Stadium (51,391). 1976 record—4-4 (second in NFC East). Office telephone—(314) 421-0777.

Nov. 6, PHILADELPHIA EAGLES: Head coach—Dick Vermeil. Public relations—Jim Gallagher. Home field—Veterans Stadium (66,052). 1976 record—4-10 (fourth in NFC East). Office telephone—(215) 463-2500.

Nov. 13, Nov. 27, SAN FRANCISCO 49ERS: Head coach—Ken Meyer. Public relations—George McFadden. Home field—Candlestick Park (61,000). 1976 record—8-6 (second in NFC West). Office telephone—(415) 771-1149.

Nov. 20, Dec. 18, ATLANTA FALCONS: Head coach—Lee-man Bennett. Public relations—Charlie Dayton. Home field—Atlanta Stadium (58,850). 1976 record—4-10 (third in NFC West). Office telephone—(404) 588-1111.

Dec. 11, TAMPA BAY BUCCANEERS: Head coach—John McKay. Public relations—Dick Maxwell. Home field—Tampa Stadium (71,000). 1976 record—0-14 (fifth in AFC West). Office telephone—(813) 870-2700.

Saints Series Records

Date	Saints	Opp.	Place	Attendance
Atlanta Falcons (5-11-0)				
11-26-67	27	24	Home	83,437
12-07-69	17	45	Away	51,021
09-20-70	3	14	Home	77,042
10-25-70	14	32	Away	58,850
10-24-71	6	28	Away	58,850
12-19-71	20	24	Home	75,954
10-15-71	14	21	Home	66,294
11-12-71	20	36	Away	58,850
09-16-73	7	62	Home	66,428
12-16-73	10	14	Away	58,850
09-29-74	14	13	Home	62,273
10-20-74	13	3	Away	58,850
10-05-75	7	14	Away	29,444
11-02-75	23	7	Home	56,614
10-10-76	30	0	Home	51,521
10-31-76	20	23	Away	34,127
Baltimore Colts (0-3-0)				
12-10-67	10	30	Away	60,238
10-19-69	10	30	Home	80,636
09-30-73	10	14	Away	52,293
Buffalo Bills (1-0-0)				
11-04-73	13	0	Home	74,770
Chicago Bears (1-5-0)				
12-01-68	17	23	Home	78,285
12-20-70	3	24	Home	63,518
10-10-70	14	35	Away	55,049
10-07-73	21	16	Home	56,561
10-06-74	10	24	Away	55,753
12-21-75	17	42	Home	33,371
Cincinnati Bengals (0-2-0)				
11-29-70	6	26	Away	59,342
09-28-75	0	21	Home	52,531
Cleveland Browns (0-6-0)				
10-01-67	7	42	Home	77,045
09-15-68	10	24	Home	74,215
11-10-68	17	35	Away	71,025
10-12-69	17	27	Home	71,274
12-12-71	17	21	Home	72,794
11-30-75	16	17	Away	44,753

Dallas Cowboys (1-7-0)				
10-15-67	10	14	Away	52,562
11-12-67	10	27	Home	83,437
11-03-68	3	17	Home	84,728
09-28-69	17	21	Home	79,567
11-09-69	17	33	Away	68,282
10-17-71	24	14	Home	83,088
09-24-73	3	40	Away	52,715
09-19-76	6	24	Home	61,413
Denver Broncos (0-2-0)				
11-22-70	6	31	Home	66,837
10-13-74	17	33	Away	51,706
Detroit Lions (3-2-1)				
11-24-68	20	20	Away	46,152
11-08-70	19	17	Home	66,910
11-19-72	14	27	Away	53,752
10-14-73	20	13	Home	57,810
11-03-74	14	19	Away	49,127
11-14-76	17	16	Home	42,048
Green Bay Packers (2-4-0)				
11-17-68	7	29	Away	49,644
11-28-71	29	21	Away	48,035
12-17-72	20	30	Home	65,881
12-02-73	10	30	Away	47,890
10-12-75	20	19	Home	51,371
11-07-76	20	23	Away	34,127
Houston Oilers (0-1-1)				
10-03-71	13	13	Away	47,966
10-03-76	26	31	Home	51,973
Kansas City Chiefs (1-1-0)				
09-25-72	17	20	Home	70,793
09-26-76	27	17	Away	53,918
Los Angeles Rams (3-13-0)				
09-17-67	13	27	Home	80,879
10-05-69	17	36	Away	54,879
11-01-70	17	30	Home	77,861
12-06-70	16	34	Away	66,410
09-19-71	24	20	Home	70,915
12-05-71	28	45	Away	73,610
09-17-72	14	34	Away	66,303
11-26-72	19	16	Home	64,325
11-11-73	7	29	Away	70,358
11-25-73	13	24	Home	67,192
09-22-74	0	24	Away	64,178
11-17-74	20	7	Home	57,287
10-26-75	14	38	Away	60,771
12-07-75	7	14	Home	39,958
10-24-76	10	16	Home	51,984
11-28-76	14	33	Away	54,906

Miami Dolphins (0-2-0)				
11-15-70	10	21	Away	42,866
11-10-74	0	21	Home	74,289
Minnesota Vikings (1-6-0)				
10-13-68	20	17	Home	71,105
09-27-70	0	26	Away	47,900
11-21-71	10	23	Home	83,130
11-05-72	6	37	Away	49,784
12-01-74	9	29	Away	48,456
11-09-75	7	20	Home	52,765
09-12-76	9	40	Home	58,156
New York Giants (2-4-0)				
10-08-67	21	27	Away	62,670
10-06-68	21	38	Away	62,967
11-16-69	25	24	Away	62,927
10-04-70	14	10	Home	69,126
10-08-72	14	45	Away	62,507
12-14-75	14	28	Away	40,150
New York Jets (0-1-0)				
12-03-72	17	18	Away	62,496
New England Patriots (0-2-0)				
12-10-75	10	17	Home	64,889
12-05-76	6	27	Away	53,592
Oakland Raiders (0-1-1)				
11-07-71	21	21	Home	83,102
11-09-75	10	48	Away	51,764
Philadelphia Eagles (4-3-0)				
11-05-67	31	24	Home	59,596
11-19-67	21	48	Away	60,751
12-08-68	17	29	Away	57,128
10-26-69	10	13	Away	60,658
11-30-69	26	17	Home	72,805
10-29-72	21	3	Home	65,554
10-27-74	14	10	Home	64,257
Pittsburgh Steelers (3-2-0)				
10-29-67	10	14	Home	68,911
10-20-68	16	12	Away	32,303
12-15-68	24	14	Home	66,131
12-21-69	27	14	Home	72,256
11-25-74	7	28	Home	71,907
St. Louis Cardinals (2-4-0)				
12-03-67	20	31	Away	41,171
09-29-68	20	21	Home	79,021
10-27-68	17	31	Away	45,478
11-02-69	51	42	Away	46,718
10-11-70	17	24	Away	45,294
12-08-74	14	0	Home	57,152

San Diego Chargers (0-1-0)				
11-18-73	14	17	Away	44,356
San Francisco 49ers (3-11-2)				
10-22-67	13	27	Away	34,285
11-23-69	43	38	Home	71,448
10-18-70	20	20	Away	39,446
12-13-70	27	38	Home	61,940
09-26-71	20	38	Home	81,596
11-14-71	26	20	Away	45,138
10-01-72	2	37	Home	69,840
10-22-72	20	20	Away	59,167
10-21-73	0	40	Away	52,629
12-09-73	16	10	Home	62,490
09-15-74	13	17	Home	65,071
12-15-74	21	35	Away	49,567
10-19-75	21	35	Away	40,990
11-23-75	6	16	Home	40,328
10-17-76	3	33	Away	43,160
12-12-76	7	27	Home	42,536
Seattle Seahawks (1-0-0)				
11-21-76	51	27	Away	61,865
Washington Redskins (3-5-0)				
09-24-67	10	30	Home	74,937
12-17-67	30	14	Away	50,486
09-22-68	37	17	Home	65,941
09-21-69	20	26	Home	73,147
12-14-69	14	17	Away	50,354
10-31-71	14	24	Away	53,041
10-28-73	19	3	Home	66,315
09-21-75	3	41	Away	54,414

SAINTS FIRST DRAFT CHOICES

- 1967 — (a) Traded to Baltimore for Gary Cuozzo and Butch Allison
 (b) **Les Kelley**, FB, Alabama
- 1968 — Traded to Green Bay for Jim Taylor
 (a) **Kevin Hardy**, DE, Notre Dame
 (From Minnesota for Gary Cuozzo)
- 1969 — Choice awarded to San Francisco for Dave Parks
 (a) **John Shinnors**, G, Xavier
 (From Minnesota for Gary Cuozzo)
- 1970 — **Ken Burrough**, WR, Texas Southern
- 1971 — **Archie Manning**, QB, Mississippi
- 1972 — **Royce Smith**, G, Georgia
- 1973 — Traded to Baltimore for Billy Newsome
- 1974 — **Rick Middleton**, LB, Ohio State
- 1975 — (a) **Larry Burton**, WR, Purdue
 (b) **Kurt Schumacher**, OT, Ohio State
- 1976 — **Chuck Muncie**, RB, California
- 1977 — **Joe Campbell**, DE, Maryland

1977 NFL Schedule

(All times local)

SUNDAY, SEPT. 18 (First Weekend)

Baltimore at Seattle	1:00
Cleveland at Cincinnati	1:00
Dallas at Minnesota	3:00
Detroit at Chicago	1:00
Green Bay at New Orleans	1:00
Kansas City at New England	1:00
Los Angeles at Atlanta	1:00
Miami at Buffalo	1:00
New York Jets at Houston	3:00
St. Louis at Denver	2:00
San Diego at Oakland	1:00
Tampa Bay at Philadelphia	1:00
Washington at New York Giants	1:00

MONDAY, SEPT. 19

San Francisco at Pittsburgh	9:00
-----------------------------	------

SATURDAY, SEPT. 24 (Second Weekend)

Minnesota at Tampa Bay	8:00
------------------------	------

SUNDAY, SEPT. 25

Atlanta at Washington	1:00
Baltimore at New York Jets	1:00
Buffalo at Denver	2:00
Chicago at St. Louis	1:00
Houston at Green Bay	1:00
Miami at San Francisco	1:00
New Orleans at Detroit	1:00
New York Giants at Dallas	1:00
Oakland at Pittsburgh	4:00
Philadelphia at Los Angeles	1:00
San Diego at Kansas City	1:00
Seattle at Cincinnati	1:00

MONDAY, SEPT. 26

New England at Cleveland	9:00
--------------------------	------

SUNDAY, OCT. 2 (Third Weekend)

Buffalo at Baltimore	2:00
Cincinnati at San Diego	1:00
Denver at Seattle	1:00
Green Bay at Minnesota	1:00
Houston at Miami	4:00
New England at New York Jets	1:00
New Orleans at Chicago	1:00
New York Giants at Atlanta	1:00
Philadelphia at Detroit	1:00
Pittsburgh at Cleveland	1:00
St. Louis at Washington	4:00
San Francisco at Los Angeles	1:00
Tampa Bay at Dallas	1:00

MONDAY, OCT. 3

Oakland at Kansas City	8:00
------------------------	------

SUNDAY, OCT. 9 (Fourth Weekend)

Atlanta at San Francisco	1:00
Cincinnati vs. Green Bay @ Milw.	1:00
Dallas at St. Louis	3:00
Detroit at Minnesota	1:00
Kansas City at Denver	2:00
Miami at Baltimore	2:00
New York Jets at Buffalo	1:00
Oakland at Cleveland	1:00
Philadelphia at New York Giants	1:00
Pittsburgh at Houston	1:00
San Diego at New Orleans	1:00
Seattle at New England	1:00
Washington at Tampa Bay	4:00

MONDAY, OCT. 10

Los Angeles at Chicago	8:00
------------------------	------

SUNDAY, OCT. 16 (Fifth Weekend)

Atlanta at Buffalo	1:00
Baltimore at Kansas City	12:00
Chicago at Minnesota	1:00
Cleveland at Houston	1:00
Denver at Oakland	1:00
Green Bay at Detroit	1:00
New England at San Diego	1:00
New Orleans at Los Angeles	1:00
New York Jets at Miami	4:00
St. Louis at Philadelphia	1:00
San Francisco at New York Giants	1:00
Tampa Bay at Seattle	1:00
Washington at Dallas	3:00

MONDAY, OCT. 17

Cincinnati at Pittsburgh	9:00
--------------------------	------

SUNDAY, OCT. 23 (Sixth Weekend)

Atlanta at Chicago	1:00
Baltimore at New England	4:00
Cleveland at Buffalo	1:00
Dallas at Philadelphia	1:00
Denver at Cincinnati	1:00
Detroit at San Francisco	1:00
Green Bay at Tampa Bay	1:00
Houston at Pittsburgh	1:00
Kansas City at San Diego	1:00
New Orleans at St. Louis	1:00
New York Giants at Washington	1:00
Oakland at New York Jets	1:00
Seattle at Miami	1:00

MONDAY, OCT. 24

Minnesota at Los Angeles	6:00
--------------------------	------

SUNDAY, OCT. 30 (Seventh Weekend)

Buffalo at Seattle	1:00
Chicago at Green Bay	1:00
Detroit at Dallas	1:00
Houston at Cincinnati	1:00
Kansas City at Cleveland	1:00
Los Angeles at New Orleans	1:00
Minnesota at Atlanta	1:00
New York Jets at New England	1:00
Oakland at Denver	2:00
Philadelphia at Washington	1:00
Pittsburgh at Baltimore	4:00
San Diego at Miami	1:00
Tampa Bay at San Francisco	1:00

MONDAY, OCT. 31

New York Giants at St. Louis	8:00
------------------------------	------

SUNDAY, NOV. 6 (Eighth Weekend)

Buffalo at New England	1:00
Chicago at Houston	1:00
Cincinnati at Cleveland	1:00
Dallas at New York Giants	1:00
Green Bay at Kansas City	1:00
Miami at New York Jets	1:00
New Orleans at Philadelphia	1:00
Pittsburgh at Denver	2:00
St. Louis at Minnesota	3:00
San Diego at Detroit	1:00
San Francisco at Atlanta	1:00
Seattle at Oakland	1:00
Tampa Bay at Los Angeles	1:00

MONDAY, NOV. 7

Washington at Baltimore	9:00
-------------------------	------

SUNDAY, NOV. 13 (Ninth Weekend)

Baltimore at Buffalo	1:00
Cincinnati at Minnesota	3:00
Cleveland at Pittsburgh	1:00
Denver at San Diego	1:00
Detroit at Atlanta	1:00
Houston at Oakland	1:00
Kansas City at Chicago	1:00
Los Angeles vs. Green Bay @ Milw.	1:00
New England at Miami	1:00
New York Giants at Tampa Bay	1:00
San Francisco at New Orleans	1:00
Seattle at New York Jets	1:00
Washington at Philadelphia	1:00

MONDAY, NOV. 14

St. Louis at Dallas	8:00
---------------------	------

SUNDAY, NOV. 20 (Tenth Weekend)

Atlanta at New Orleans	1:00
Cleveland at New York Giants	1:00
Dallas at Pittsburgh	4:00
Denver at Kansas City	1:00
Houston at Seattle	1:00
Los Angeles at San Francisco	1:00
Miami at Cincinnati	1:00
Minnesota at Chicago	1:00
New England at Buffalo	1:00
New York Jets at Baltimore	2:00
Philadelphia at St. Louis	1:00
Oakland at San Diego	1:00
Tampa Bay at Detroit	1:00

MONDAY, NOV. 21

Green Bay at Washington	9:00
-------------------------	------

THURSDAY, NOV. 24 (Eleventh Weekend) (Thanksgiving Day)

Chicago at Detroit	12:30
Miami at St. Louis	2:30

SUNDAY, NOV. 27

Atlanta at Tampa Bay	1:00
Baltimore at Denver	2:00
Dallas at Washington	4:00
Kansas City at Houston	1:00
Los Angeles at Cleveland	1:00
Minnesota at Green Bay	1:00
New Orleans at San Francisco	1:00
New York Giants at Cincinnati	1:00
Philadelphia at New England	1:00
Pittsburgh at New York Jets	1:00
San Diego at Seattle	1:00

MONDAY, NOV. 28

Buffalo at Oakland	6:00
--------------------	------

SUNDAY, DEC. 4 (Twelfth Weekend)

Chicago at Tampa Bay	1:00
*Cincinnati at Kansas City	1:00
Cleveland at San Diego	1:00
Denver at Houston	1:00
Detroit at Green Bay	1:00
New England at Atlanta	1:00
New York Jets at New Orleans	3:00
Philadelphia at Dallas	1:00
Oakland at Los Angeles	1:00
St. Louis at New York Giants	1:00
San Francisco at Minnesota	1:00
Seattle at Pittsburgh	1:00
Washington at Buffalo	1:00

MONDAY, DEC. 5

Baltimore at Miami	9:00
--------------------	------

SATURDAY, DEC. 10 (Thirteenth Weekend)		SATURDAY, DEC. 17 (Fourteenth Weekend)	
Pittsburgh at Cincinnati	1:00	Los Angeles at Washington	1:00
Washington at St. Louis	2:30	Buffalo at Miami	4:00
		Minnesota at Detroit	9:00
SUNDAY, DEC. 11		SUNDAY, DEC. 18	
Atlanta at Los Angeles	1:00	Chicago at New York Giants	1:00
Buffalo at New York Jets	1:00	Cincinnati at Houston	1:00
Detroit at Baltimore	2:00	Cleveland at Seattle	1:00
Green Bay at Chicago	1:00	Denver at Dallas	1:00
Houston at Cleveland	1:00	Kansas City at Oakland	1:00
Miami at New England	1:00	New England at Baltimore	4:00
Minnesota at Oakland	1:00	New Orleans at Atlanta	1:00
New York Giants at Philadelphia	1:00	New York Jets at Philadelphia	1:00
Seattle at Kansas City	1:00	Pittsburgh at San Diego	1:00
San Diego at Denver	2:00	St. Louis at Tampa Bay	1:00
Tampa Bay at New Orleans	1:00	San Francisco vs. Green Bay @ Milw.	1:00
MONDAY, DEC. 12		*NFL Game No. 5000	
Dallas at San Francisco	6:00		

POSTSEASON GAMES

Saturday, Dec. 24 — AFC Divisional Playoffs (NBC)
Monday, Dec. 26 — NFC Divisional Playoffs (CBS)
Sunday, Jan. 1 — AFC Championship Game (NBC)
NFC Championship Game (CBS)
Sunday, Jan. 15 — Super Bowl XII at Louisiana Superdome,
New Orleans (CBS)
Monday, Jan. 23 — AFC-NFC Pro Bowl at Tampa (night, ABC)

MONDAY NIGHT GAMES AT A GLANCE (All times local)

Sept. 19	San Francisco at Pittsburgh	9:00
Sept. 26	New England at Cleveland	9:00
Oct. 3	Oakland at Kansas City	8:00
Oct. 10	Los Angeles at Chicago	8:00
Oct. 17	Cincinnati at Pittsburgh	9:00
Oct. 24	Minnesota at Los Angeles	6:00
Oct. 31	New York Giants at St. Louis	8:00
Nov. 7	Washington at Baltimore	9:00
Nov. 14	St. Louis at Dallas	8:00
Nov. 21	Green Bay at Washington	9:00
Nov. 28	Buffalo at Oakland	6:00
Dec. 5	Baltimore at Miami	9:00
Dec. 12	Dallas at San Francisco	6:00

(Fourteenth game of ABC nationally televised series will be Minnesota at Detroit, Saturday night, Dec. 17, 9:00 local time)

1977 NFL PRESEASON SCHEDULE

FIRST WEEKEND			FOURTH WEEKEND	
DATE	GAME	LOCAL TIME	August 25	
July 30			Chicago at Cleveland	8:00
Chicago vs. New York Jets at Canton, Ohio	3:30		August 26	
August 5			Miami at Minnesota	8:00
Baltimore at Denver	7:00		August 27	
Philadelphia vs. New York Jets	8:00		Washington vs. Green Bay	8:00
August 6			Baltimore at Dallas	8:00
New Orleans at Chicago	8:00		Cincinnati at St. Louis	7:00
Minnesota at Los Angeles	7:00		New York Jets at New Orleans	7:00
San Diego at Dallas	8:00		Los Angeles at Kansas City	8:00
New England at New York Giants	8:00		San Diego at Oakland	6:00
Atlanta at St. Louis	7:00		Detroit at Seattle	6:00
Buffalo at Pittsburgh	8:00		August 28	
Kansas City at Detroit	8:00		Denver at Philadelphia	7:30
Cincinnati at Green Bay	8:00		Pittsburgh at New England	2:00
Miami at Tampa Bay	8:00		August 29	
Seattle at San Francisco	1:00		San Francisco at Houston	8:00
Washington at Cleveland	8:00		Buffalo at New York Giants	8:00
Houston at Oakland	8:00		Tampa Bay vs. Atlanta at Orlando	8:00
SECOND WEEKEND			FIFTH WEEKEND	
August 13			September 1	
Dallas at Seattle	8:00		San Diego at Los Angeles	7:30
Chicago at Oakland	6:00		September 2	
Philadelphia at Los Angeles	7:00		Chicago at St. Louis	7:00
New York Giants at New Orleans	7:00		Detroit at Baltimore	8:00
San Francisco at San Diego	6:00		Philadelphia at Pittsburgh	8:00
Washington at Miami	8:00		Denver at Seattle	7:00
Pittsburgh at Kansas City	8:00		September 3	
Detroit at Buffalo	7:30		Dallas at Houston	8:00
New England vs. Green Bay at Milwaukee	8:00		New Orleans at Miami	8:00
Cleveland at Minnesota	8:00		San Francisco at Oakland	6:00
St. Louis at Denver	7:00		Cleveland at Green Bay	8:00
New York Jets at Atlanta	8:00		Minnesota at Cincinnati	8:00
Tampa Bay at Cincinnati	8:00		Tampa Bay at Buffalo	7:30
August 14			September 4	
Baltimore at Houston	2:45		New York Jets at New York Giants	1:00
August 18			Washington at New England	2:00
Oakland at Seattle	7:00		September 5	
Kansas City at Washington	8:00		Atlanta at Kansas City	4:00
August 19			SIXTH WEEKEND	
Minnesota at Baltimore	8:30		September 8	
St. Louis at Cleveland	8:00		Pittsburgh at Dallas	7:30
August 20			September 9	
Chicago at Houston	8:00		New York Jets at Washington	8:00
Miami at Dallas	8:00		Oakland at Los Angeles	7:30
New York Giants at San Diego	6:00		Cleveland at Detroit	8:00
Buffalo at New Orleans	7:00		September 10	
Pittsburgh vs. New York Jets	8:00		Cincinnati at Chicago	8:00
Denver at Atlanta	8:00		Seattle at San Diego	6:00
Green Bay at Tampa Bay	8:00		Houston at New Orleans	7:00
August 21			Denver at San Francisco	6:00
Los Angeles at San Francisco	1:00		Baltimore at Tampa Bay	8:00
Cincinnati at Detroit	1:00		St. Louis at Kansas City	8:00
August 22			Minnesota at Buffalo	7:30
New England at Philadelphia	7:30		September 11	
			Atlanta at New England	2:00
			Miami at New York Giants	1:00

NATIONAL FOOTBALL LEAGUE

COMMISSIONER'S OFFICE

PETE ROZELLE	Commissioner
DON WEISS	Executive Director
BILL RAY	Treasurer
JIM HEFFERNAN	Director of Public Relations
JAY MOYER	Counsel to Commissioner
BOB COCHRAN	Broadcast Coordinator
JACK DANAHY	Director of Security
JAN VAN DUSER	Director of Personnel
ART McNALLY	Supervisor of Officials
JACK READER	Assistant Supervisor of Officials
NICK SKORICH	Assistant Supervisor of Officials
BILL GRANHOLM	Player Relations
BUDDY YOUNG	Player Relations

AMERICAN FOOTBALL CONFERENCE

LAMAR HUNT	President
VAL PINCHBECK	Assistant to the President
JOE BROWNE	Director of Information

NATIONAL FOOTBALL CONFERENCE

GEORGE HALAS	President
JOE RHEIN	Assistant to the President
JACK HAND	Director of Information

1976 FINAL STANDINGS

NATIONAL CONFERENCE

Eastern Division

Team	W	L	T	Pct.
Dallas	11	3	0	.786
Washington	10	4	0	.714
St. Louis	10	4	0	.714
Philadelphia	4	10	0	.286
N.Y. Giants	3	11	0	.214

Central Division

Minnesota	11	2	1	.821
Chicago	7	7	0	.500
Detroit	6	8	0	.429
Green Bay	5	9	0	.357

Western Division

Los Angeles	10	3	1	.750
San Francisco	8	6	0	.571
Atlanta	4	10	0	.286
New Orleans	4	10	0	.286
Seattle	2	12	0	.143

AMERICAN CONFERENCE

Eastern Division

Team	W	L	T	Pct.
Baltimore	11	3	0	.786
New England	11	3	0	.786
Miami	6	8	0	.429
N.Y. Jets	3	11	0	.214
Buffalo	2	12	0	.143

Central Division

Pittsburgh	10	4	0	.714
Cincinnati	10	4	0	.714
Cleveland	9	5	0	.643
Houston	5	9	0	.357

Western Division

Oakland	13	1	0	.929
Denver	9	5	0	.643
San Diego	6	5	0	.429
Kansas City	5	9	0	.357
Tampa Bay	0	14	0	.000

MEDIA INFORMATION

PRESS GATE: Press entrance for Saints' games at Superdome is located in parking garage on west side of Poydras Avenue. Press door opens at 10:00 a.m. (press will call at this entrance).

PRESS CREDENTIALS: Superdome press box space is reserved for the working news media. Requests for credentials should be made at least one week in advance and directed to Jerry Wynn, Public Relations director, New Orleans Saints, 944 St. Charles Avenue, New Orleans, La., 70130.

TELEVISION AND RADIO: Network television and visiting radio are assigned to numbered booths in main press box. Spotters and statisticians are available upon advance request.

PHOTOGRAPHERS: Only accredited working photographers and cameramen are allowed on sidelines. They must wear a "sideline photo" credential. The bench areas are off limits at all times.

LOCKER ROOMS: Only accredited working media are allowed in locker rooms. They are off limits before the game.

TELEPHONES: Requests for service should be directed to Ray Stevens, Dome Telco. (504) 587-3951.

SPORTS COMM: Requests for service should be directed to Leon Letulle, (504) 362-6065.

WESTERN UNION: Requests for service should be directed to Dave Melton, (504) 529-5971.

PRESS BOX SERVICES: Statistical information is supplied before, during and after game. Scores of other games are announced as received. Refreshments are served in the press lounge before game and at halftime.

TRANSPORTATION: Rides to Moissant International Airport will be arranged for visiting media with tight departure schedules.

SUPERDOME FACTS

Total Land Area	52 acres	Area of Roof	9.7 acres
Height	273 feet	Escalators	32
Diameter Dome	680 feet clear span	Elevators	9 passenger, 1 freight
Concrete	169,000 cubic yards		
Structural Steel	20,000 tons		
Air Conditioning	9,600 tons		
Convention Rooms	40		
Restrooms	88		
Private Box Suites	64		
Parking Garages	5,000 cars, 250 buses		
Superscreen TV	6 sides, each 26'x22'		
Lighting	15,200 fixtures		
Scoreboards	4, each 8'x88'		
Electrical Wiring	400 miles		
Aluminum Siding	more than 500,000 sq. ft.		

SEATING CAPACITY

Regular Football	71,827
Expanded Football	75,975
Baseball	60,543
Basketball	18,886
Auditorium	97,365



SAINTS ON WGSO RADIO

New Orleans Saints football games, home and away, will be broadcast by WGSO (1280) as the flagship station of the Saints network.

WGSO sports director Wayne Mack will be play-by-play announcer for the second year. Mack's new color analyst is former Saint wide receiver Danny Abramowicz. WGSO sports coordinator Francis da Roza is producer, Saints radio network:

LOUISIANA

New Orleans	WGSO
Baton Rouge	WAFB
Bogalusa	WILC
Donaldsonville	KSMI
Garyville	WCKW
Hammond	WTGI
Houma	KHOM
Mansfield	KJVC
Monroe	KMLB
Oakdale	KREH
Pineville	KPAL
Rayville	KRIH
Winnfield	KBCL
Minden	KASO
Eunice	KEUN

ALABAMA

Mobile	WMOB
--------	------

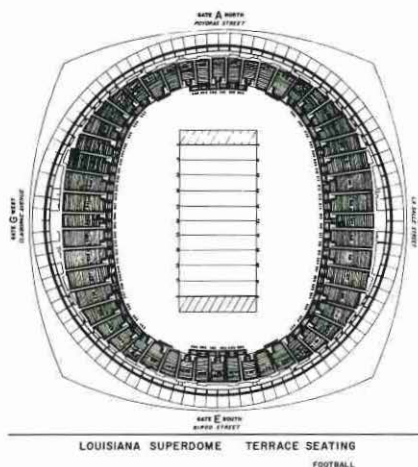
MISSISSIPPI

Biloxi	WLOX
Cleveland	WCLD
Clinton	WHJT
Columbia	WFFF
Drew	WDRU
Greenwood	WSWG
Grenada	WRIL
Hattiesburg	WHSY
Indianola	WNLA
Jackson	WRBC
Laurel	WNSL
McComb	WHNY
Monticello	WMLC
Natchez	WNAT
Pascagoula	WGUD
Picayune	WJOJ
Vicksburg	WOMV
Wiggins	WIGG
Yazoo	WAZF

SAINTS PRE-SEASON TV

New Orleans Saints pre-season games will be televised by WWL (channel 4). Saturday night road games from Chicago and Miami will be shown live. Saturday night home games will be taped for replay on Sundays. New announcers will be Hope Hines from Nashville, Tenn., and Bob Krieger of WWL.

Ticket Information



Dome Stadium Diagram
Seating Capacity: 71,330

TICKET PRICES

Season*		Single Game
\$90.00	Plaza Level	\$10.00
\$99.00	Loge Level	\$11.00
\$76.50	Terrace Level	\$8.50

*Based on nine-game home season, including two pre-season games.

TICKET OFFICE

The New Orleans Saints ticket office is located in the Louisiana Superdome. Office Hours are 9 a.m. to 5 p.m., Monday through Saturday the weeks preceding regular season home games. All other weeks, hours are 9 a.m. to 5 p.m., Monday through Friday. Telephone number: (504) 587-3664.

Mail orders will be accepted when accompanied by a certified check or money order for the amount of the tickets plus 50 cents for handling.

On game days, tickets may be purchased at the Superdome beginning at 9 a.m.

SINGLE GAME TICKET SALES LOCATIONS

(Individual game tickets on sale at locations listed below beginning on the Monday preceding the up-coming game.)

NEW ORLEANS AREA

D. H. Holmes Stores, all branches
Schwegmann's Stores, all locations
Dooky Chases's, 2301 Orleans Ave.
Mason's Motel Americana, 2309 S. Claiborne
Kenner Sporting Goods, 312 Williams Blvd., Kenner
Gemelli's, 117 Camp St. and 3700 Veterans Hwy.
Tony's Po-Boy Inc., 6943 Saints Drive
C.J.'s Bar, 500 Elmira Ave., Algiers

BATON ROUGE

Godchaux's

GULFPORT

Hancock Bank
Travel Agency

BRIDGE CITY

Fasullo's Super Market

SLIDELL

Gibson's Discount Center
Highway 11 South

SUPER BOWL AT SUPERDOME

Saints Welcome National Football League
to 1978 Super Bowl at Superdome, Jan. 15

THE SUPER BOWLS

(following the season indicated)

1966—Packers 35—Chiefs 10
1967—Packers 33—Raiders 14
1968—Jets 16—Colts 7
1969—Chiefs 23—Vikings 7
1970—Colts 16—Cowboys 13
1971—Cowboys 24—Dolphins 3
1972—Dolphins 14—Redskins 7
1973—Dolphins 24—Vikings 7
1974—Steelers 16—Vikings 6
1975—Steelers 21—Cowboys 17
1976—Raiders 32—Vikings 14
1977—Cowboys 27—Browns 10

AT NEW ORLEANS

Game IV, Jan. 11, 1970

At Tulane Stadium (80,562)

Minnesota (NFL) 0 0 7 0 —27
Kansas City (AFL) . . . 3 13 7 0 —23
Winning coach — Hank Stram
Most Valuable player — Len Dawson

Game VI, Jan. 16, 1972

At Tulane Stadium (81,023)

Dallas (NFC) 3 7 7 0 —24
Miami (AFC) 0 3 0 0 — 3
Winning coach — Tom Landry
Most Valuable player — Roger
Staubach

Game IX, Jan. 12, 1975

At Tulane Stadium (80,997)

Pittsburgh (AFC) 0 2 7 7 —16
Minnesota (NFC) 0 0 0 6 — 6
Winning coach — Chuck Noll
Most Valuable player — Franco Harris



NEW ORLEANS FANS LOVE FOOTBALL, THE SAINTS



AND EACH OTHER



United Way FOR THE GREATER NEW ORLEANS AREA

SAVINGS ARE ALWAYS IN STYLE!



In the past 10 years, this family operated store has become one of the area's leading men's stores. Compare DeViney's personal attention, its low prices, its high quality merchandise... you'll keep coming back for more.

To find out how DeViney's saves you money, see our ad on the inside front cover.

DeViney's



METAIRIE
2043 Metairie Road

EAST NEW ORLEANS
7300 Read Road

GRETNA
429 Wall Boulevard

MAJOR CREDIT CARDS HONORED

- BankAmericard • Master Charge •
- American Express •
- DeViney's Charge Card •